

William and Mary Men's Basketball

2002-03 Media Guide



GET YOUR GAME FACE ON.



HEAD COACH **Rick Boyages**



TURNAROUND SPECIALIST

- Helped Boston College improve from a 9-19 record in 1995 to 19-11 in 1996.
- Ohio State went from 8-21 in 1998 to 27-9 and a berth in the NCAA Final Four in 1999, fourth-best improvement in Division I history.

IN HIS CAREER RICK BOYAGES HAS ...

- been the youngest head coach in the nation
- coached in 15 NCAA Tournament games in five appearances, including trips to the Elite Eight and the Final Four
- coached on Big East and Big Ten championship teams
- helped lead teams to two NIT appearances
- coached more than 25 NBA and European professionals
- conducted basketball clinics in Africa, Canada, the Czech Republic, France, Greece, Slovakia and Sweden

2002-03 William and Mary Basketball Media Guide

Quick Facts and Directory	2	Individual and Team Records	90-91
2002-03 Outlook		Scoring Records	92-93
Season Outlook	4-9	Field Goal Records	94-95
Roster Information	10-11	Three-Point Records	96-97
Team Photo	12	Free Throw Records	98-99
Coaching Staff		Rebounding Records	100-101
Head Coach Rick Boyages	14-17	Assist Records	102
Associate Head Coach Tim Cohane	18	Blocked Shot Records	103
Assistant Coach Jamie Kachmarik	19	Steal Records	104
Assistant Coach Pat Skerry	20	Miscellaneous Records	105
Strength and Conditioning Coach John Sauer	21	William and Mary Hall Records	106
Basketball Secretary Claudette Canady	22	Retired Numbers	107
Team Managers	22	NBA Draft Picks	107
Player Profiles		1,000-Point Scorers	108-110
Adam Duggins	24-27	All-Time Roster	111-113
Sherman Rivers	28-31	Series Records	114-115
Zeb Cope	32-34	Year-by-Year Results	116-128
Adam Hess	35-37	The College of William and Mary	
Reid Markham	38-40	President Timothy J. Sullivan	130
Nick D'Antoni	41-43	Board of Visitors	131
Thomas Viglianco	44-46	Chancellor Henry A. Kissinger	132
Nate Loehrke	47	Notable Alumni	133
Steve Sorenson	47	Director of Athletics Terry Driscoll	134-135
Brett Howell	48	Associate Athletics Director Barbara Blosser	136
Brian Hutt	48	Assistant Athletics Directors	137
Jack Jenkins	49	Athletics Administration	138-139
Taylor Mokris	49	William and Mary	140-141
Tom McLaughlin	50	Tribe Athletics	142-143
Opponent Information		Williamsburg and Virginia	144-145
Campbell/Charleston Southern	52	Facilities	146-147
Delaware/Drexel	53	William and Mary Hall	148-149
East Carolina/Fordham	54	Student-Athlete Support	150-151
George Mason/Hampton	55	Sports Medicine	152
Hofstra/James Madison	56	Strength Training	153
Liberty/Morgan State	57	Tribe Club	154
UNC Wilmington/Old Dominion	58	Media Information	
Radford/Towson	59	Media Services	156-157
Virginia Commonwealth/Virginia Tech	60	Media Outlets	158
CAA Tournament Bracket	61	Tribe Radio Network	159
NCAA Tournament Bracket	62	Directions	160
Colonial Athletic Association		Radio/Television Roster	IBC
CAA Overview	64-65	Credits	
2001-02 Standings and Statistics	66-67	The 2002-03 William and Mary Men's Basketball Media Guide is a publication of the William and Mary Sports Information Office. Layout, design and writing by Associate Sports Information Director Dan Wakely. Editing by the Sports Information staff. Photography by John Bell, Lisa Helfert, Lawrence l'Anson, Bob Keroack, Darryl Sweitzer, Al Owens and W&M Publications. Special thanks to W&M student assistants Katie Bahr ('05), Ashton Cawthorn ('04) and Jacob Skipper ('05) for their assistance with updating the W&M record book. Printing by Colonial Printing of Richmond, Virginia.	
Composite Schedule	68-69	On the Cover	
Directory	70	Clockwise from back left, senior Adam Duggins, junior co-captain Adam Hess and senior co-captain Sherman Rivers. Photo by Bob Keroack. Cover designed by Dan Wakely.	
2001-02 Review		The 2002-03 William and Mary men's basketball media guide can be purchased by the general public for \$10.00.	
Schedule and Results	72		
Statistics	73		
Highs and Lows	74		
Box Scores	75-82		
History and Record Book			
Yearly Win-Loss Records	84-85		
All-Time Coaching Records	86		
Honors and Awards	87-88		
Kraze Award	89		

Quick Facts and Directory

William and Mary Information

Location	Williamsburg, Virginia
Founded	1693
Enrollment	5,560
President	Timothy J. Sullivan (William and Mary, 1966)
Director of Athletics	Terry Driscoll (Boston College, 1969)
Nickname	Tribe
Colors (PMS)	Green (343), Gold (109) and Silver (877c)
Affiliation	NCAA Division I
Conference	Colonial Athletic Association
Home Arena (capacity)	William and Mary Hall (8,600)
Athletics Department Phone	(757) 221-3400
Ticket Office Phone	(757) 221-3340
Mailing Address	PO Box 399, Williamsburg, VA 23187
Street Address	William and Mary Hall, One Campus Drive, Williamsburg, VA 23185

Sports Information

Sports Information Director	Pete Clawson
Associate SID/Men's Basketball Contact	Dan Wakely
Wakely's Office Phone	(757) 221-3368
Wakely's Home Phone	(757) 476-5314
Wakely's Email Address	ddwake@wm.edu
Sports Information Phone	(757) 221-3344
Sports Information Fax	(757) 221-3412
Press Row Phone	(757) 221-3348
Web Site	www.TribeAthletics.com

Men's Basketball Information

Head Coach	Rick Boyages (Bowdoin, 1985)
Boyages at William and Mary	21-36 (.368) (Two seasons)
Boyages Overall	66-85 (.437) (Six seasons)
Boyages Email Address	rjboya@wm.edu
Basketball Office Phone	(757) 221-3339
Basketball Office Fax	(757) 221-2989
Associate Head Coach	Tim Cohane (Navy, 1967)
Assistant Coach	Jamie Kachmarik (Bowling Green, 1997)
Assistant Coach	Pat Skerry (Tufts, 1992)
Strength and Conditioning Coach	John Sauer
Trainer	John Knaul
2001-02 Record	10-19 (.345)
2001-02 CAA Record/Finish	7-11 (.389)/sixth place (tie)
Letterwinners Returning/Lost	7/4
Starters Returning/Lost	2/3
NCAA Tournament Appearances	None
NIT Appearances	One (1983)

Athletics Telephone Directory

All Numbers are Area Code 757

Athletics Department	221-3400	Sports Information	221-3344
Director of Athletics	221-3332	Wakely Office	221-3368
Tribe Club	221-3350	Wakely Home	476-5314
Facilities and Operations	221-3355	Sports Information Fax	221-3412
Sports Medicine	221-3407	Basketball Office	221-3339
Marketing and Promotions	221-3353	Basketball Fax	221-2989
Ticket Office	221-3340	Basketball Press Row	221-3348



2002-03 Outlook

2002-03 Outlook

Entering his third year at the helm of the Tribe basketball program, head coach **Rick Boyages** is pleased with the progress of the team during his tenure. Nearing the end of his rebuilding stage, this season he is looking forward to leading a younger, more confident group of players with the knowledge that they can compete with every other team in the highly competitive Colonial Athletic Association. From top to bottom, W&M has beaten every team in both the “new” and the “old” CAA save one (Drexel) over the last two years, proving that nobody in the league is out of reach.

“The teams that have been at the top—for instance UNC Wilmington and George Mason—we’ve had a win over both of them in the last two seasons,” Boyages reflected. “I feel that in the midst of rebuild-

ing the program we’ve held our own, we’ve played everybody tough. Now I think we have more talent, depth and enthusiasm than we’ve had in my tenure here. I’m very optimistic about the future.”

More immediately apparent than the improvement on the mental side is the Tribe’s tremendous physical development since last season. Having already earned a reputation as one of the conference’s more physically powerful teams, strength coach **John Sauer** has produced remarkable gains in the condition of virtually every player on the roster.

Another obvious attribute of the 2002-03 Tribe is its youth. Although four of the top five scorers from last season return, the fact remains that the College graduated more players (four) than any other CAA school, and there are 10 players on the roster in their first or second season at W&M, including six freshmen.

These numbers may be misleading, however, as many of the newcomers are more mature basketball players than would normally be expected. Two of the freshmen (Nate Loehrke and Steve Sorenson) redshirted last year, while newcomer Brett Howell sat out last season after deciding late that he wanted to attend W&M. Sophomore Nick D’Antoni gained invaluable experience in Boyages’ system as a rookie point guard, joining Thomas Viglianco as second-year players who have already started double-digit games.

“We’ve got a lot of competition for playing time,” commented Boyages. Each of the members of this year’s team has the potential to make significant contributions and with a wide variety of diverse skills on the roster, undoubtedly each will have his opportunity to stand out.



Senior guard **Sherman Rivers**

Guards

A team leader in every sense of the word, senior co-captain **Sherman Rivers** has the ability to play both guard positions and is a threat to attack the rim at any opportunity. An outstanding defender, he also is one of the top defensive-rebounding guards in the league.

“Sherman is in great physical condition again—stronger and faster than he’s ever been,” praised Boyages. “He’s arguably our best athlete and best defender. He’ll take over the role as ‘defensive stopper,’ having the assignment of guarding the other team’s best offensive player.”



Junior guard **Reid Markham**

The team’s third-leading scorer with 7.8 points per game last year, Rivers has a knack for stepping up his play when it really matters. The most dramatic example was a home contest against Hofstra (2/16) when he scored six of his game-high 14 points in the last 54 seconds to seal a four-point Tribe win after the team trailed in the last minute.

Junior **Reid Markham** is another guard with the ability to take the ball into the lane. He also has a nice shooting touch which enabled him to lead the team in all shooting percentage categories through much of the season. Possessing an outstanding work ethic, Markham made eye-popping improvements last year and emerged as one of the club’s top offensive threats.

“Reid was arguably our best player through the first dozen games last season,” said Boyages. “From his freshman year to his sophomore year, he made as great an improvement on his game and his body as anybody I’ve ever worked with. He’s a workaholic, he loves to train and play, and I think that’s probably the main reason he made such strides. I think he’s primed to have a couple of terrific seasons.”

Markham paced the Tribe in scoring seven times last season, led by a career-high 23 points on 7-11 shooting from the floor in the win at Charleston Southern. After scoring just 25 points in only 57 minutes his rookie year, last season he poured in 195 points while playing in every game, including 15 starts. He was third on the team and tops among all backcourt players with a .416 (67-161) field goal percentage.

Expected to run the offense at the point guard position again this season is sophomore **Nick D’Antoni**. With a year of experience in the Tribe’s offense, D’Antoni’s increased confidence should assure him of improving on last season’s achievements, when he was named to the league’s all-rookie team.

“Considering Nick had a lot of responsibilities as a point guard, he had a solid season,” commented Boyages. “He was an all-rookie player and I think he learned a

2002-03 Outlook



Sophomore guard **Nick D'Antoni**

lot about the college level.”


Leading the squad with 79 assists last season, D'Antoni also proved that he can score when needed, putting up 30 points at The Citadel in just his fifth collegiate game, the most scored by a Tribe player since current senior Adam Duggins scored 31 his rookie year.

A pair of freshmen will be pressuring the three returning players for playing time this season at the guard position. **Brett Howell**, a 6-1 rookie from Madison, Alabama, sat out last season following his decision to attend William and Mary after initially signing to attend Eastern Kentucky. He is joined by newcomer **Taylor Mokris**, a 6-5 product of Charlotte, North Carolina.

According to Boyages, the two should complement an already solid backcourt: “Brett is kind of a combo guard, a hybrid between a point and an off guard, and is an exceptional shooter. Taylor’s a talented offensive player with a nice variety of

guard skills. He can handle the ball well, is comfortable posting up inside and can shoot with range. I’d call Brett a pure shooter, while Taylor’s more of a guy that can put points on the board in numerous ways.”

Another addition to the Tribe roster who won’t be eligible to play until the 2003-04 season is sophomore **Tom McLaughlin**. A 6-4 guard from Andover, Massachusetts, McLaughlin transferred to the College over the summer from Princeton. Seeing limited action as he recovered from knee and ankle injuries suffered during his past two seasons, he should bounce back fully this season and be completely healthy by the time he is again eligible to compete.



Junior forward **Adam Hess**

2002-03 Outlook

“Tom is a physical guard with excellent size,” said Boyages of the transfer. “I’m thrilled to have him on board.”

Forwards

Leading the Tribe at the forward position is junior co-captain **Adam Hess**. Despite sitting out the first semester due to a midseason transfer to W&M, and missing two full games and most of a third due to injury, Hess finished second on the team with 11.0 points and 4.7 rebounds per game. An outstanding student as well, he was the only sophomore selected to the CAA All-Academic team.

“Hess can do a little bit of everything,” commented Boyages. “He’s a very good



Junior forward **Zeb Cope**

three-point shooter, he’s a scorer, he has the ability to post up inside and is a very good offensive rebounder. We’re looking at him to be the leading scorer this year.”

Hess began his Green and Gold career in fine fashion, scoring a game-high 21 points to go with five rebounds on the road against the future NCAA Champion Maryland Terrapins. He closed out his season as strongly as he began it, scoring a career-high 23 points in each of his last two games, pulling down 15 rebounds (also a career-high) at Virginia Commonwealth (2/25) for his first career double-double.

Another returning forward with game experience is junior **Zeb Cope**. A powerful and relentless player in the paint, Cope was third on the team with 3.7 rebounds a game despite averaging just 14.0 minutes an outing. There is little doubt this season that both of those numbers will increase.

“Zeb’s a real worker,” offered Boyages. “His body looks better than ever and he’s probably our best rebounder now that Mike [Johnson] has graduated. He’s had a lot of experience in the last two years and we look for him to be a physical presence in and around the basket.”

Also returning for W&M is sophomore **Thomas Viglianco**. Starting 11 times last season, including once in the conference tournament, Viglianco, like D’Antoni, will benefit from substantial collegiate experience. Perhaps gaining the most from the Tribe’s offseason conditioning program, he should see substantial improvement in his game this year.

“Viglianco worked tirelessly during the off-season and has gained over 25 pounds since last year,” explains Boyages. “He’s a very intriguing player that a year ago, at 195 pounds, was just physically unable to exhibit the skills he possesses.



Sophomore forward **Thomas Viglianco**

He will be the most versatile 6-10 player in the conference over the next three seasons. He can step outside and shoot the three and he has the ability to put the ball on the floor. As he becomes physically stronger he'll become a real matchup problem for people."

Three freshmen on the Tribe roster will be competing for playing time at the forward position. One who already has seen some action, albeit very limited, is redshirt-freshman **Steve Sorenson**. Before a nagging foot injury caused him to request a medical redshirt, Sorenson played in four games, seeing action at both Purdue and Maryland. Another big man with the ability to spread the defense by stepping out and hitting a jump shot, Boyages feels that Sorenson's 25 to 30-pound gain in the weight room will pay dividends this year.

Jack Jenkins, a 6-7 rookie from Boston, Massachusetts, may be the Tribe's most promising recruit, with the potential to earn all-rookie or even rookie of the year honors in the league.

"Jack's a real talented swingman," says Boyages. "He has the ability to post up inside, can handle the ball on the perimeter and shoot from the three-point arc. He's physically powerful for such a young guy and he's got a nice repertoire of offensive skills."

Also new to the College this year is 6-9 **Brian Hutt** from Wheat Ridge, Colorado. Hutt has worked very hard on conditioning his body since signing to play at W&M last spring.

"Brian is a very hard-working power forward," according to Boyages. "He's lively, he's got good bounce and a lot of athleticism for a power player."

Centers

Leading the way at the center position for W&M is seven-foot senior **Adam Duggins**. One of the tallest players in the conference, he is the only Tribe player to lose weight over the summer, as he looks to complete his eligibility in the best physical shape of his career. An outstanding shot-blocker, his 87 career blocks place him sixth in school history and he is second at the College with 1.21 blocks per game. He also possesses an intelligent sense for the game, with a reliable jump hook and a good touch on his passes.

"Duggins is probably more physically fit than he's ever been," remarks Boyages. "I've been impressed with his work ethic and his attitude towards having a more productive senior year. He may benefit from a little more freedom offensively and we're going to try and make some adjustments

2002-03 Outlook

in our offense to try and take advantage of his skills.”

This season Duggins will look to regain the success he had as a freshman, when he was named to the league’s all-rookie team and set the W&M rookie record with 53 blocked shots. With three double-doubles and a CAA Player of the Week award that year, he scored in double figures seven times and led the team in rebounding in eight games.

Also competing for time at the center position is 6-10 redshirt freshman **Nate Loehrke**. As was the case with Sorenson last year, Loehrke benefited by being able to learn the Tribe offense while focusing on physically improving his body in the weight room. With a 108-inch reach he will

provide another imposing presence in the lane.

According to Boyages, Loehrke also possesses a multitude of talents: “Nate has a very nice touch. He has the ability to step out and hit a three-pointer, has a soft jump hook and is also a very good free throw shooter.”

Schedule

After a grueling non-conference slate last year that included road trips to Texas Tech, Purdue and national champion Maryland, Boyages and his team will have more games at home this season. While the team played just 11 games in Williamsburg last year, this season W&M fans will have 14 opportunities to watch the Tribe. Four of the College’s nine non-conference matchups are against in-state teams and W&M will play home games against the Big East (Virginia Tech) and the Atlantic 10 (Fordham), while traveling to face Conference USA member East Carolina.

“This is the most advantageous schedule we’ve had in my short tenure,” remarked Boyages. “We’ve got 14 home games, about as many as a mid-major team can ever get, including five of our first eight at home. You can’t ask for a better situation, especially with a young team.”

The Tribe begins its Colonial Athletic Association schedule in January, with a pair of home games against Towson and Delaware. Quite possibly the nation’s most competitive conference, the wide-open CAA was one of just three Division I leagues to have every team record at least five league wins. The league is expected to be even tougher this year, as last season there were no seniors named to the conference’s first team or among the CAA’s top 13 scorers.



Senior center **Adam Duggins**

Roster Information

Numerical Roster

No.	Name	Pos.	Cl.	Ht.	Wt.	Hometown/High School
00	Nate Loehrke	C	RF	6-10	245	Kalamazoo, MI/Mattawan
1	Brett Howell	G	Fr.	6-1	185	Auburn, AL/Auburn
3	Tom McLaughlin	G	So.	6-4	190	Andover, MA/Andover
5	Sherman Rivers	G	Sr.	6-1	175	Woodbridge, VA/Potomac
10	Nick D'Antoni	G	So.	6-0	175	Myrtle Beach, SC/Socastee
15	Reid Markham	G	Jr.	6-3	200	Louisville, KY/Trinity
22	Taylor Mokris	G	Fr.	6-5	195	Charlotte, NC/Providence Day
30	Thomas Viglianco	F	So.	6-10	225	Madison, AL/Bob Jones
34	Adam Hess	F	Jr.	6-8	225	Grosse Pointe, MI/Grosse Pointe South
35	Jack Jenkins	F	Fr.	6-7	245	Boston, MA/Proctor Academy (NH)
40	Steve Sorenson	F	RF	6-8	235	Rocky River, OH/Western Reserve Acad.
41	Brian Hutt	F	Fr.	6-9	230	Wheat Ridge, CO/Wheat Ridge
44	Adam Duggins	C	Sr.	7-0	265	Greensboro, NC/Page
55	Zeb Cope	F	Jr.	6-9	235	Columbia, SC/Hammond School

Alphabetical Roster

No.	Name	Pos.	Cl.	Ht.	Wt.	Hometown/High School
55	Zeb Cope	F	Jr.	6-9	235	Columbia, SC/Hammond School
10	Nick D'Antoni	G	So.	6-0	175	Myrtle Beach, SC/Socastee
44	Adam Duggins	C	Sr.	7-0	265	Greensboro, NC/Page
34	Adam Hess	F	Jr.	6-8	225	Grosse Pointe, MI/Grosse Pointe South
1	Brett Howell	G	Fr.	6-1	185	Auburn, AL/Auburn
41	Brian Hutt	F	Fr.	6-9	230	Wheat Ridge, CO/Wheat Ridge
35	Jack Jenkins	F	Fr.	6-7	245	Boston, MA/Proctor Academy (NH)
00	Nate Loehrke	C	RF	6-10	245	Kalamazoo, MI/Mattawan
15	Reid Markham	G	Jr.	6-3	200	Louisville, KY/Trinity
3	Tom McLaughlin	G	So.	6-4	190	Andover, MA/Andover
22	Taylor Mokris	G	Fr.	6-5	195	Charlotte, NC/Providence Day
5	Sherman Rivers	G	Sr.	6-1	175	Woodbridge, VA/Potomac
40	Steve Sorenson	F	RF	6-8	235	Rocky River, OH/Western Reserve Acad.
30	Thomas Viglianco	F	So.	6-10	225	Madison, AL/Bob Jones

Head Coach: Rick Boyages (Bowdoin, 1985), Third Season

Associate Head Coach: Tim Cohane (Navy, 1967), First Season

Assistant Coach: Jamie Kachmarik (Bowling Green, 1997), Third Season

Assistant Coach: Pat Skerry (Tufts, 1992), Third Season

Pronunciation Guide

Players

Nick D'Antoni	dan-TOE-knee
Adam Duggins	DUG-ins
Nate Loehrke	LORE-key
Reid Markham	MARK-um
Tom McLaughlin	mick-LOFF-lin
Taylor Mokris	MO-kriss
Thomas Viglianco	vill-ee-ON-ko

Coaches

Rick Boyages	boy-AH-jiss
Tim Cohane	co-HANE
Jamie Kachmarik	cash-MARE-ick

Tribe by Height

7-0	Adam Duggins
6-11	
6-10	Nate Loehrke, Thomas Viglianco
6-9	Zeb Cope, Brian Hutt
6-8	Adam Hess, Steve Sorenson
6-7	Jack Jenkins
6-6	
6-5	Taylor Mokris
6-4	Tom McLaughlin
6-3	Reid Markham
6-2	
6-1	Brett Howell, Sherman Rivers
6-0	Nick D'Antoni

Roster Information

Tribe by Class

Seniors

Adam Duggins Center
 Sherman Rivers Guard

Juniors

Zeb Cope Forward
 Adam Hess Forward
 Reid Markham Guard

Sophomores

Nick D'Antoni Guard
 Tom McLaughlin Guard
 Thomas Viglianco Forward

Redshirt Freshmen

Nate Loehrke Center
 Steve Sorenson Forward

Freshmen

Brett Howell Guard
 Brian Hutt Forward
 Jack Jenkins Forward
 Taylor Mokris Guard

Tribe by State

Alabama

Brett Howell Auburn/Auburn
 Thomas Viglianco Madison/Bob Jones

Colorado

Brian Hutt Wheat Ridge/Wheat Ridge

Kentucky

Reid Markham Louisville/Trinity

Massachusetts

Jack Jenkins Boston/Proctor Academy (NH)
 Tom McLaughlin Andover/Andover

Michigan

Adam Hess Grosse Pointe/Grosse Pointe South
 Nate Loehrke Kalamazoo/Mattawan

North Carolina

Adam Duggins Greensboro/Page
 Taylor Mokris Charlotte/Providence Day

Ohio

Steve Sorenson Rocky River/Western Reserve

South Carolina

Zeb Cope Columbia/Hammond School
 Nick D'Antoni Myrtle Beach/Socastee

Virginia

Sherman Rivers Woodbridge/Potomac

Birthdates and Majors

Player	Birthdate	Major
Zeb Cope	2/17/82	Psychology
Nick D'Antoni	12/4/81	Undecided
Adam Duggins	6/10/81	Finance
Adam Hess	4/4/81	Finance
Brett Howell	12/30/82	Drama
Brian Hutt	8/22/83	Business
Jack Jenkins	10/10/83	Undecided
Nate Loehrke	11/20/82	Studio Art
Reid Markham	11/5/81	Psychology
Tom McLaughlin	4/7/82	Business
Taylor Mokris	10/31/83	Business
Sherman Rivers	8/10/81	Sociology
Steve Sorenson	10/24/81	Business
Thomas Viglianco	6/16/83	Business

Team Photo



Back Row (L to R): Steve Sorenson, Zeb Cope, Nate Loehrke, Adam Duggins, Thomas Vigienco, Brian Hutt, Jack Jenkins.
Front Row (L to R): Nick D'Antoni, Reid Markham, Taylor Mokris, Sherman Rivers, Adam Hess, Tom McLaughlin, Brett Howell.



Coaching Staff

Head Coach Rick Boyages




RICK BOYAGES **Bowdoin (1985)** **Head Coach • Third Season**

A new era in William and Mary basketball began June 22, 2000 when Rick Boyages was named head men's basketball coach. He took over from Charlie Woollum, who retired after the 1999-2000 season. Boyages came to Williamsburg from Ohio State where he served on Jim O'Brien's staff for three seasons. He became the 29th head coach in the history of William and Mary basketball. In his first season at the helm of the Tribe program his team finished 11-17, 7-9 in the CAA, resulting in a tie for fifth in the conference regular season standings. His 11 wins were the most by a first-season coach since Barry Parkhill won 14 in 1983.

A 39-year old native of Wakefield, Massachusetts, Boyages had spent a total of nine years on O'Brien's staff, seven as his associate head coach. Prior to Ohio State he spent six seasons at Boston College with O'Brien's staff. Boyages was hired by O'Brien in 1991 from Bates College, where he had been head coach for four years. When named head coach at Bates in 1987, Boyages, then 24, was the nation's youngest collegiate head coach.

At both Ohio State and Boston College, Boyages was a part of some amazing one-season turnarounds. At BC he helped turn the Eagles around from a 9-19 team in 1995 to a 19-11 team that went to the NCAA Tournament in 1996. Then with Ohio State, he had a part in turning the Buckeyes from an 8-21 season to a 27-9 mark and a berth in the Final Four the next year, the fourth-best single-season improvement in Division I history.

In the last nine years Boyages has coached in 15 NCAA Tournament games in five appearances, including making the Final Four once and the Elite Eight twice. In each of his NCAA showings his team has won its first round game. In addition, his teams have won



Rick Boyages was named William and Mary's 29th head coach on June 22, 2000.

Head Coach Rick Boyages

Big East and Big Ten tournament championships.

Boyages' coaching talents have led him around the world. Throughout the past decade he has been recruited by numerous international federations, national teams, and professional club teams. Boyages has conducted basketball clinics in Africa, Canada, the Czech Republic, France, Greece, Slovakia and Sweden.

During the summer of 1998, Boyages was asked by the Greek Basketball Federation to select and coach an NCAA All-Star Team (which included players from the ACC, Big East, PAC 10, SEC and five NBA draft picks) that placed second in the prestigious Acropolis Cup Tournament in Athens. He also toured Canada as coach of the Big East All-Stars in the summer of 1993.

In 1996 and 1997, Boyages conducted coaching clinics at the American College of Greece. Prior to this, Boyages worked extensively with the Czech Basketball Federation as visiting coach of their national team and as a consultant to three-time professional champion USK Praha. Boyages was honored by the Czech Basketball Federation in 1995 for organizing the country's first summer basketball camp and promoting the game nationwide.

The Boyages File

Personal

Born: March 15, 1962

Hometown: Wakefield, Massachusetts

Wife: Deana Boyages

Children: Alexis (6), Noelle (5) and Sophia (2)

Education

Wakefield High School, 1980

Northfield-Mt. Hermon Prep School, 1981

Bowdoin College, B.A., Art, 1985

Boston University, M.A., Education, 1993

Playing Career

Wakefield High School, 1976-80

Northfield-Mt. Hermon Prep, 1980-81

Bowdoin College, 1981-85

Boyages' Coaching Career

Season	School	Position	Record	Postseason
1988	Bates	Head Coach	14-9	
1989	Bates	Head Coach	6-17	
1990	Bates	Head Coach	10-14	
1991	Bates	Head Coach	15-9	
1992	Boston College	Assistant Coach	17-14	NIT
1993	Boston College	Assistant Coach	18-13	NIT
1994	Boston College	Associate Head Coach	23-11	NCAA, Elite Eight
1995	Boston College	Associate Head Coach	9-19	
1996	Boston College	Associate Head Coach	19-11	NCAA, 2nd Round
1997	Boston College	Associate Head Coach	22-9	NCAA, 2nd Round
1998	Ohio State	Associate Head Coach	8-21	
1999	Ohio State	Associate Head Coach	27-9	NCAA, Final Four
2000	Ohio State	Associate Head Coach	23-7	NCAA, 2nd Round
2001	William and Mary	Head Coach	11-17	
2002	William and Mary	Head Coach	10-19	

Head Coach Rick Boyages

In 1995, Boyages was named by the Institute for International Sport as one of 15 Honorary Sports Ethics Fellows for consistently demonstrating a commitment to ethics and fair play. He joined a distinguished list that included 1984 Olympic gold medalist in the marathon, Joan Benoit Samuelson, and Baron Pittenger, former executive director of the U.S. Olympic Committee.

In 1991, Boyages traveled to the African country of Burundi, where he selected and then coached that country's national team. His work was praised by U.S. Ambassador Cynthia Shephard Perry and the Institute for International Sport for successfully uniting members of the warring Tutsi and Hutu tribes on the national squad.

While in Columbus Boyages worked with numerous charities, including: Adventures for Wish Kids, Children's Hospital, The James Cancer Hospital, and the Columbus Cancer Clinic. Boyages has also served as a member of the NABC Assistant Coaches Committee.

A 1985 graduate of Bowdoin College, Boyages was an All-New England basketball honoree. He was awarded the Allison Haldane Cup for outstanding leadership and character at his commencement. He holds a master's degree in education from Boston University.

Boyages and his wife Deana have three daughters, Alexis (6), Noelle (5) and Sophia (2).



Rick Boyages with wife, **Deana**, and daughters **Alexis**, **Noelle**, and **Sophia**.



Head Coach Rick Boyages

What They're Saying About Rick Boyages

"Coach Boyages is one of the nicest people I have met in the cut-throat business of big-time college basketball. I feel he has a genuine interest in the young adults he works with, and is concerned not only with the players' progress in basketball, but also in the classroom. Rick Boyages has personally helped me through difficult situations involving basketball, academics, and most importantly, the transition from college into the real world. Coach Boyages' advice is always valuable because he has tremendous experience uniting basketball and education."

Howard Eisley, New York Knicks

"Coach Boyages really helped me develop my ballhandling and perimeter skills. We spent a lot of extra hours in the gym together. He created individual workouts that prepared me for the NBA workouts prior to the draft. He was always breaking my game down on film and insisting that I become a complete player on both ends of the floor."

Michael Redd, Milwaukee Bucks

"Coach Boyages is one of the best coaches I've been around. His preparation was a key for us, because he put in a lot of time getting us ready for a game. We never walked into a situation without knowing what was going on. It gave us a chance to win every game."

*All-American Scoonie Penn
Second Round Draft Pick, Atlanta Hawks*

"In the three years I played for Coach Boyages at Boston College, he made me a better player and, more importantly, he helped make me a better person."

*Bill Curley
First Round Draft Pick, San Antonio Spurs*

"My regard for Rick is so high that I created the position of associate head coach just for him. Rick is the type of individual any university would be proud to have in charge of its basketball program. His reputation in the coaching fraternity is impeccable. He is

a tireless worker, a personable and honest recruiter, and most of all, a dedicated and loyal friend to you and your program."

Jim O'Brien, Head Coach, Ohio State

"Rick Boyages was a major factor in the turnaround of Ohio State's men's basketball. As associate head coach, he was the primary strategist on Jim O'Brien's staff, analyzing the strengths and weaknesses of our opponents and designing the game plans which led us from last place in the Big Ten to the Final Four the very next season. His understanding of the game is superb. William and Mary made an excellent choice when Rick was selected as head coach."

*Andy Geiger, Director of Athletics
Ohio State*

"While I am certainly not familiar with every intercollegiate basketball program, I am not at all reluctant to state that Rick Boyages is the finest young coaching product that I am aware of in the United States. He is a great tactician, motivator and educator. His intellect and diligence are both superior. If I were a president of a university I would hire Rick Boyages and would look forward to great success for my team and, as well, a substantial commitment to the community by Rick and his student-athletes."

*Dan Doyle, Executive Director
Institute for International Sport*

"As our associate head coach, we relied on Rick to handle the myriad of responsibilities normally assumed by the lead man. Jim O'Brien has entrusted the majority of administrative, operational and academic responsibilities to Rick. I can honestly say that Rick has been flawless in those duties. Rick is very much one of the reasons for our success. I believe he is Coach O'Brien's closet confidant, advisor and professional associate."

*Chet Gladchuck, Director of Athletics
Navy
(formerly at Boston College)*

Coaching Staff



TIM COHANE

Navy (1967)

Associate Head Coach • First Season

Recently hired as the associate head basketball coach at William and Mary, Tim Cohane is no stranger to Rick Boyages' coaching strategy, as the two worked together under Jim O'Brien at Boston College.

"I am thrilled to have Tim join us," Boyages said after hiring Cohane. "He has been a leader in the military, in business and in coaching. He combines two decades of head coaching experience with tremendous successes in the business world. Tim also courageously and meritoriously served his country. Our student-athletes will benefit from his experience on many levels."

Cohane was named the 10th coach in the history of the University of Buffalo in 1993 as the Bulls entered their second season in Division I. In just his second year he led the team to an 18-10 record, Buffalo's best in 30 years.

Before that he served with Boyages as an assistant coach at Boston College. Cohane was promoted to associate head coach prior to the 1992-93 season when the Eagles posted an 18-13 record and advanced to the quarterfinals of the NIT.

Cohane began his college coaching career in 1974 at Manhattanville College in the program's first season and within three years he had led the Valiants to consecutive NCAA Tournament appearances. From there he went on to coach at Dartmouth for four years, and then was named the head coach at the U.S. Merchant Marine Academy. In two seasons he led the the Mariners to a 45-12 record and their first-ever NCAA Tournament appearance. Prior to coaching at Manhattanville, Cohane taught history and coached basketball at Iona Prep School in New Rochelle, New York.

After graduating from the U.S. Naval Academy in 1967 with a degree in engineering, Cohane served in the River Assault Squadron in Vietnam where he received two Bronze Stars and a Purple Heart. He also earned 15 other commendations while in the Navy. While completing his duty at the Naval Communications School, he coached the base basketball team to a Final Four appearance in the Navy World-wide Tournament.

Cohane earned a masters degree in public administration from Rhode Island in 1971, has worked as a mortgage specialist with Salomon Brothers and was president of Cohane-Rafferty Securities, Inc. He was named an Ethics Fellow by the Institute for International Sport in 1998.

Cohane and his wife, Lisa, of 34 years, have raised three sons, Tim, Josh and Sean, and live in the Williamsburg area.



Coaching Staff



JAMIE KACHMARIK **Bowling Green (1997)** **Assistant Coach • Third Season**

Beginning his third season at William and Mary, Jamie Kachmarik is in his sixth season working with Boyages. Before coming to William and Mary, he spent the previous three years with Boyages on Jim O'Brien's staff at Ohio State.

Kachmarik oversees day-to-day basketball operations, including academics, compliance, scheduling and player development, and also is responsible for recruiting the south and midwest regions of the country. He heads up the video scouting of all William and Mary opponents and the development of game strategies. In addition, he serves as the camp director for the Rick Boyages Basketball Camp held at William and Mary.

A native of Rossford, Ohio, the 27-year-old served as the video coordinator at Ohio State, assisting in the entire video breakdown and scouting of opponents. Kachmarik coordinated all film exchange for the Buckeyes and also produced the team highlight videos. He played an instrumental role in the turnaround at OSU, which included a trip to the Final Four and a Big Ten championship. He also played a large part in the preparation for the annual OSU summer basketball camps and coaches clinic. He did a tremendous job in the development of the Jim O'Brien Team Camp, assisting Boyages with staffing the camp, scheduling and helping the camp grow from 12 to over 75 high school teams.



A 1997 graduate of Bowling Green State University, he served as a student assistant under head coach Jim Larranaga for the Falcons. While at Bowling Green he was part of a MAC championship team that went 22-10 and participated in the NIT.

"Jamie and I have a great relationship that is well beyond the professional level," Boyages said. "Jamie has the confidence to oversee any administrative task, possesses a keen basketball mind and is knowledgeable well beyond his years."

Kachmarik married the former Cori Murnen in May, 2002, and the two currently reside in Williamsburg.

Coaching Staff



PAT SKERRY **Tufts (1992)** **Assistant Coach • Third Season**

Pat Skerry begins his third season at William and Mary after joining the staff from Northeastern, where he was an assistant and chief recruiting coordinator for coach Rudy Keeling for two seasons.

As the team's recruiting coordinator, Skerry oversees the daily recruiting operations at W&M, focusing mainly on the Eastern half of the United States. His recruiting success has been noted by a number of basketball publications. He also assists with game and practice preparation and the scouting of opponents.

Prior to his time at Northeastern, the 32-year-old Medford, Massachusetts, native served as head coach at Curry College for two seasons. He posted a 24-25 record in his stay at Curry, including leading a turnaround of the Colonels, who finished 13-12 in Skerry's final season and advanced to the Commonwealth Coast Conference playoffs. It was the team's first winning season in five years. When he was hired at Curry, Skerry became the second-youngest head basketball coach in the NCAA.

Prior to Curry, Skerry spent one season as an assistant at Stonehill College, helping the Chieftains to a 16-10 record. Skerry also spent three years as an assistant at Tufts University where he helped guide the Jumbos to a very successful run, going to two ECAC Tournaments and advancing to the 1994-95 Division III NCAA Tournament, the first in school history.

A 1992 graduate of Tufts, Skerry helped the Jumbos to an ECAC Tournament appearance



his junior year. He earned All-New England honors and was team captain as a junior and senior. As a point guard he compiled 650 assists in his career, a school record which was at the time the third-highest total in NCAA Division III history. His total currently places him 13th in the DIII record books, while his career average of 6.8 assists per game is the eighth-best mark. Skerry earned his master's degree in education at Tufts in 1995.

"Pat became a head coach at a very young age, and I think that sets him apart," says Boyages. "I like his combination of academics and recruiting. He has been a real aggressive recruiter for the past few years and is well connected throughout the northeast and metropolitan New York/New Jersey. Pat has a work ethic that is second to none and has had an immediate impact on our recruiting."

Coaching Staff



JOHN SAUER **Montana (1984)** **Strength and Conditioning Coach**

Strength and conditioning coach John Sauer is starting his 15th season with W&M athletes and the results speak for themselves. At least one Tribe student-athlete has garnered All-America Strength honors in each of the past 13 seasons.

In 1995, Sauer designed the Joseph W. Montgomery Strength Training Center located in the lower level of William and Mary Hall. This 5,000-square foot facility contains 12,000 pounds of free weights, 5,000 pounds of dumbbells and 3,200 pounds of rubber bumper plates. In addition it has 12 custom built olympic platforms, 16 multi-purpose power racks, four bench press and incline stations, a fully equipped plyometric area and also a wide variety of selectorized machines.

Sauer came to William and Mary from Clemson where he was an assistant strength and conditioning coach. At Clemson, he assisted in the development, coordination and implementation of strength and conditioning programs for more than 450 varsity athletes.

Before Clemson, Sauer held assistant coaching positions at the University of Utah in Salt Lake City and at Southern Methodist University in Dallas.

He earned his Bachelor of Science degree in health and physical education from the University of Montana in 1984. In 1985 he received his master's in health and physical education from Delta State University, where he was the head coach of strength and conditioning in charge of all varsity sports.

Sauer is a member of the National Strength and Conditioning Association (NSCA), International Sports Science Association, U.S. Weightlifting Federation (USWA) and is a Certified Strength and Conditioning Specialist (CSCA).

He has achieved Level I Club Coach certification from the USWF and Level I Coaches certification from the USA Track and Field Association.



Coaching Staff



CLAUDETTE CANADY **Basketball Secretary**

Claudette Canady, a former all-district basketball player and MVP at West Point High School in Virginia, returned to the basketball arena as secretary for the Tribe coaches.

“Claudette has been a great help to me throughout this head coaching transition,” said head coach Rick Boyages. “She is an extremely valuable resource for our staff.”


Canady hails from an athletic family. Both parents played basketball in high school while her father also played football.

Her brother “Duke” Thorpe played pro basketball overseas after a fine career at Virginia Tech; and her sister, Lisa, was also a hoops player.

Claudette, who enjoys the setting and the nature of her job, says that the highlight of working with the men was traveling with the team to Hawaii in 1991 and 1999.

Claudette joined the Tribe staff 13 years ago and her duties also include assisting Steve Cole with the Sports Medicine program. A 1976 graduate of Rappahannock Community College, Claudette also serves as church secretary and clerk and sings in the church choirs. She has one daughter, Leslie, who is a senior and Cigna Scholar at the University of Richmond.

Team Managers



Head Manager
Matt Craft



Meg Becker



Ted Kirby




Karlee Payne



Player Profiles

Returning Players



ADAM DUGGINS Center • Senior • 7-0 • 265 Greensboro, NC Page

44

Physically in the best shape of his career ... Good attitude and work ethic ... Solid passing skills ... Nice touch on his jump shot ... Sixth in school history with 87 career blocked shots and second with an average of 1.21 blocks per game

2001-02: Led the team with 17 blocks on the season ... Team-high eight rebounds to go with three blocks, two assists and four points in just 15 minutes against Delaware (1/5) ... Season high of 10 points in consecutive games (Drexel, 1/7 and VCU, 1/12).

2000-01: Played in only 15 games due to a broken hand ... Second on the team with 17 blocked shots ... Average of 1.13 blocks per game is 10th-best single season mark at W&M ... Led a second half comeback against Old Dominion (3/3) in the CAA Tournament with nine points and six rebounds in the final 20 minutes.

1999-2000: Stepped into the starting role at center as a freshman ... Named to the CAA All-Rookie team ... Tied for the team lead in rebounding at 5.5 per game ... Led the Tribe in blocked shots with 53, setting a freshman record and the fourth best single-season mark in the W&M record book ... Second in the CAA with 1.89 blocks per game, fourth best in W&M history ... Led the team in scoring twice and in rebounds eight times ... Tied for the team lead with three double-doubles ... Hit for a double-double in first game of his career against Washington College (11/20) (15 points, 11 rebounds) ... Career-high 31 points vs. Oral Roberts (11/28) ... Back-to-back double-doubles against Wofford (12/20) and Campbell (12/22) ... 13 points and 11 rebounds against the Terriers and 24 points, 13 rebounds and five blocks against the Camels ... Named the CAA Player of the Week for those two games ... Free throws with nine seconds left sent game against George Mason (1/5) into overtime ... Career-high five assists against Virginia Commonwealth (2/5).

High School: Four-year letterwinner for coach Robert Kent at Page High School ... Averaged 17 points, 12 rebounds and five blocks as a senior ... All-Guilford county as a senior ... Named to the Preps Plus All-State team ... Named to the academic all-state team as a senior ... Team captain his final year ... Also lettered three times in track in discus ... Vice President of the FCA.

Personal: Full name is Adam Wilson Duggins ... Son of Jim and Clara Duggins ... Born June 10, 1981 in Greensboro, North Carolina ... Sister Anna-Maria played basketball at Georgia Tech ... Enjoys playing guitar and golf ... Majoring in finance.

Duggins' Career Statistics

Yr	G-GS	Min-Avg	FG-A	Pct	3FG-A	Pct	FT-A	Pct	OR-DR	Tot-Avg	PF-FO	A	TO	Bl	St	Pts-Avg
99-00	28-25	714-25.5	82-174	.471	0-1	.000	64-96	.667	40-115	155-5.5	85-5	25	35	53	7	228-8.1
00-01	15-1	210-14.0	27-58	.466	0-0	.000	17-43	.395	16-29	45-3.0	35-1	13	14	17	8	71-4.7
01-02	29-4	386-13.3	36-91	.396	0-0	.000	31-57	.544	23-54	77-2.7	71-1	15	32	17	6	103-3.6
Totals	72-30	1310-18.2	145-323	.449	0-1	.000	112-196	.571	79-198	277-3.8	191-7	53	81	87	21	402-5.6

Returning Players



Returning Players

Duggins' 2001-02 Game-by-Game Statistics

Date	Opponent	Min	FG-A	Pct	3FG-A	Pct	FT-A	Pct	O-D	Tot	PF	A	TO	B	S	Pts
N16	*Texas Tech	21	2-12	.167	0-0	.000	1-2	.500	3-3	6	4	0	1	0	1	5
N17	*N. Iowa	19	2-2	1.000	0-0	.000	1-2	.500	0-0	0	4	1	0	0	0	5
N20	High Point	19	1-3	.333	0-0	.000	1-2	.500	0-2	2	5	0	1	1	0	3
N24	Char. Southern	19	0-0	.000	0-0	.000	2-6	.333	1-2	3	3	0	2	1	1	2
N26	The Citadel	13	3-3	1.000	0-0	.000	1-2	.500	0-4	4	3	0	2	1	1	7
N28	*Wash. & Lee	11	1-2	.500	0-0	.000	3-4	.750	0-0	0	0	0	2	0	0	5
N30	Purdue	13	1-4	.250	0-0	.000	0-0	.000	0-1	1	4	1	2	0	0	2
D2	Akron	8	0-1	.000	0-0	.000	0-0	.000	2-2	4	2	0	3	1	0	0
D27	Maryland	9	0-0	.000	0-0	.000	0-0	.000	0-2	2	3	1	0	0	0	0
J3	Geo. Mason	12	4-5	.800	0-0	.000	0-0	.000	1-0	1	4	0	1	1	0	8
J5	Delaware	15	2-6	.333	0-0	.000	0-0	.000	3-5	8	1	2	3	3	0	4
J7	Drexel	21	4-11	.364	0-0	.000	2-4	.500	3-5	8	1	1	0	2	0	10
J12	VA Comm.	16	4-7	.571	0-0	.000	2-2	1.000	0-1	1	4	0	1	1	0	10
J16	UNCW	16	1-2	.500	0-0	.000	0-0	.000	0-3	3	3	0	1	1	0	2
J19	Hofstra	16	1-3	.333	0-0	.000	0-2	.000	1-1	2	1	0	0	0	1	2
J23	JMU	11	1-3	.333	0-0	.000	2-5	.400	1-2	3	4	0	1	0	0	4
J26	Old Dominion	10	0-0	.000	0-0	.000	0-0	.000	1-1	2	2	0	0	0	0	0
J30	Drexel	13	2-4	.500	0-0	.000	0-0	.000	2-1	3	3	1	2	2	0	4
F2	Towson	15	0-2	.000	0-0	.000	0-0	.000	1-2	3	2	1	1	0	1	0
F4	JMU	7	0-1	.000	0-0	.000	0-0	.000	0-0	0	3	1	2	1	0	0
F6	Hampton	8	1-1	1.000	0-0	.000	0-0	.000	0-1	1	1	0	0	0	0	2
F9	Towson	4	0-1	.000	0-0	.000	0-0	.000	0-0	0	1	0	1	0	0	0
F13	UNCW	2	0-0	.000	0-0	.000	0-0	.000	0-1	1	0	0	0	0	0	0
F16	Hofstra	14	1-2	.500	0-0	.000	2-2	1.000	1-2	3	1	0	0	1	1	4
F18	Geo. Mason	26	3-3	1.000	0-0	.000	3-6	.500	3-4	7	4	3	4	1	1	9
F20	Delaware	13	2-5	.400	0-0	.000	2-8	.250	0-0	0	1	2	0	0	0	6
F23	Old Dominion	12	0-5	.000	0-0	.000	5-6	.833	0-3	3	2	0	0	0	0	5
F25	VA Comm.	9	0-0	.000	0-0	.000	2-2	1.000	0-3	3	3	0	2	0	0	2
M1	JMU (CAA)	14	0-3	.000	0-0	.000	2-2	1.000	0-3	3	2	1	0	0	0	2

Duggins' 2000-01 Game-by-Game Statistics

Date	Opponent	Min	FG-A	Pct	3FG-A	Pct	FT-A	Pct	O-D	Tot	PF	A	TO	B	S	Pts
N17	High Point	12	3-7	.429	0-0	.000	2-4	.500	0-1	1	1	2	0	0	2	8
N20	Virginia Tech	10	1-1	1.000	0-0	.000	0-0	.000	1-0	1	3	1	0	0	0	2
N25	Winthrop	13	0-2	.000	0-0	.000	0-0	.000	0-2	2	1	1	1	0	0	0
N29	*Wofford	14	2-2	1.000	0-0	.000	0-1	.000	2-2	4	2	1	3	2	0	4
D2	The Citadel	11	1-4	.250	0-0	.000	2-4	.500	1-3	4	2	0	1	4	0	4
D6	UNCW	10	1-2	.500	0-0	.000	0-0	.000	0-1	1	2	2	1	0	1	2
D9	American	6	0-0	.000	0-0	.000	0-0	.000	0-0	0	3	0	0	0	0	0
D22	Navy	11	0-1	.000	0-0	.000	1-4	.250	2-2	4	2	0	1	3	1	1
D29	New Mexico															
D30	Davidson															
J3	East Carolina															
J6	Fordham															
J10	Old Dominion															
J13	VA Comm.															
J15	Hampton															
J17	Geo. Mason															
J20	Richmond															
J24	JMU															
J27	UNCW															
J31	American															
F3	Richmond															
F8	VA Comm.	15	3-4	.750	0-0	.000	3-4	.750	1-3	4	2	1	1	0	1	9
F10	Geo. Mason	12	1-1	1.000	0-0	.000	2-4	.500	0-1	1	3	0	0	0	0	4
F12	Campbell	23	6-9	.667	0-0	.000	1-2	.500	2-3	5	2	3	2	4	1	13
F17	Old Dominion	21	4-6	.667	0-0	.000	5-10	.500	1-2	3	4	1	1	3	0	13
F21	JMU	16	0-6	.000	0-0	.000	0-5	.000	3-2	5	2	1	3	0	0	0
F24	East Carolina	14	1-5	.200	0-0	.000	0-2	.000	1-1	2	1	0	0	0	1	2
M3	ODU (CAA)	22	4-6	.500	0-0	.000	1-3	.333	2-6	8	5	0	0	1	1	9

* Game started

Duggins' Career Highs

Points	31	vs. Oral Roberts (11/28/99)	Steals	2	High Point (11/17/00)
FG	14	vs. Oral Roberts (11/28/99)	Blocks	5	Three times, most recent at American (2/7/00)
FGA	20	vs. Oral Roberts (11/28/99)			at Hawaii (11/26/99)
3FG	—		Minutes	38	
3FGA	1	Virginia Tech (11/22/99)			
FT	8	Campbell (12/22/99)			
FTA	10	Old Dominion (2/17/01)			
Rebounds	13	Campbell (12/22/99)			
Assists	5	Virginia Commonwealth (2/5/00)			

Returning Players


Duggins' 1999-00 Game-by-Game Statistics

Date	Opponent	Min	FG-A	Pct	3FG-A	Pct	FT-A	Pct	O-D	Tot	PF	A	TO	B	S	Pts
N20	*Wash. Coll.	21	7-9	.778	0-0	.000	1-3	.333	3-8	11	0	1	1	2	1	15
N22	*Virginia Tech	30	4-6	.667	0-1	.000	2-2	1.000	3-3	6	4	1	2	2	0	4
N26	*Hawaii	36	4-9	.444	0-0	.000	3-5	.600	0-5	5	3	1	0	4	1	11
N28	*Oral Roberts	38	14-20	.700	0-0	.000	3-3	1.000	3-2	5	5	2	1	1	0	31
D1	*UNCW	26	1-4	.250	0-0	.000	0-0	.000	0-4	4	5	1	1	5	0	2
D4	*Hampton	30	1-3	.333	0-0	.000	3-6	.500	1-8	9	4	1	0	2	0	5
D20	*Wofford	26	6-8	.750	0-0	.000	1-1	1.000	3-8	11	3	0	0	2	0	13
D22	*Campbell	28	8-10	.800	0-0	.000	8-8	1.000	1-12	13	3	1	2	5	0	24
D29	*Vanderbilt	26	2-5	.400	0-0	.000	2-3	.667	2-4	6	4	3	1	1	0	6
J2	*Duke	24	2-6	.333	0-0	.000	0-0	.000	1-6	7	4	0	2	0	0	4
J5	*Geo. Mason	31	5-10	.500	0-0	.000	6-7	.857	6-3	9	5	0	0	0	1	16
J8	*East Carolina	24	3-8	.375	0-0	.000	1-4	.250	0-2	2	3	1	1	2	0	7
J10	*Winthrop	18	1-6	.167	0-0	.000	3-4	.750	0-2	2	2	0	1	2	0	5
J12	*VA Comm.	23	1-5	.200	0-0	.000	0-0	.000	1-3	4	5	1	1	1	1	2
J15	*Richmond	31	2-5	.400	0-0	.000	1-2	.500	2-3	5	2	0	5	2	0	5
J19	*JMU	30	4-9	.444	0-0	.000	6-7	.857	2-5	7	2	2	1	1	0	14
J22	*Old Dominion	33	1-6	.167	0-0	.000	6-8	.750	2-5	7	3	1	1	3	1	8
J29	*Geo. Mason	20	1-1	1.000	0-0	.000	0-0	.000	0-1	1	2	0	1	1	1	2
J31	*Navy	15	1-6	.167	0-0	.000	0-2	.000	1-1	2	4	0	5	1	0	2
F5	*VA Comm.	34	3-5	.600	0-0	.000	3-4	.750	3-8	11	2	5	2	2	0	9
F7	*American	21	3-4	.750	0-0	.000	1-2	.500	0-4	4	4	0	1	5	1	7
F9	*East Carolina	23	1-2	.500	0-0	.000	6-8	.750	0-3	3	0	1	0	0	0	8
F12	*Old Dominion	19	2-6	.333	0-0	.000	3-4	.750	1-1	2	4	1	2	1	0	7
F16	JMU	34	1-4	.250	0-0	.000	2-4	.500	1-7	8	5	0	0	4	0	4
F19	*Richmond	31	3-12	.250	0-0	.000	3-9	.333	3-4	7	3	0	2	0	0	9
F23	UNCW	15	1-2	.500	0-0	.000	0-0	.000	1-1	2	1	0	1	1	0	2
F26	American	10	0-2	.000	0-0	.000	0-0	.000	0-1	1	1	0	1	2	0	0
M4	JMU (CAA)	14	0-1	.000	0-0	.000	0-0	.000	0-1	1	2	2	0	1	0	0

* Game started



Returning Players



SHERMAN RIVERS

Guard • Senior • 6-1 • 175
Woodbridge, VA
Potomac

5

Best athlete on the team and enters 2002-03 with improved conditioning ... Team's top defensive player ... Excellent rebounding guard ... Career marks of 142 three-pointers attempted and 42 made are both 18th in W&M history ... 16th in W&M history with 201 assists and 15th with an average of 2.36 per game ... 83 career steals is 16th in school record books and average of 0.98 per game is 14th ... Has played 2,350 career minutes for an average of 27.6 per game, 15th and eighth, respectively in Tribe history ... 224 career defensive rebounds is 16th in W&M record book.

2001-02: Co-captain ... Led or tied for the team lead in assists eight times ... Scored six of his 14 points in the last 54 seconds to seal win vs. Hofstra (2/16) ... Season-high 18 points to go with five rebounds and five assists vs. VCU (1/12) ... 10 points, five rebounds, five assists and just two turnovers in 34 minutes at Texas Tech (11/16).

2000-01: Only player to start every game ... Led the team in assists (74) and was second in steals (26) ... Finished third in scoring (9.0 ppg) ... Led all point guards in the CAA in rebounding (4.5 rpg) ... Scored in double figures 12 times, including the last four games of the season ... Led the squad 12 times each in assists and steals ... Named to the all-tournament team at New Mexico, scoring 23 against the Lobos (12/29) and 16 against Davidson (12/30) ... Also recorded his first career double-double, adding 11 rebounds against the Wildcats ... Season-high seven assists at Hampton (1/15) ... Averaged 14.3 points over the last four games, including leading the team with 14 points and 11 rebounds in the CAA Tournament against Old Dominion (3/3).

1999-2000: Played in every game with 11 starts ... Seventh-highest single-season mark at W&M with 952 minutes and tied for 15th with an average of 34.0 per game ... Second on the team in assists (63) and steals (25) ... Career-best nine assists against Wofford (12/20).


High School: Four-year letterwinner for coach Kendall Hayes at Potomac High School ... Potomac's all-time leading scorer with 1,193 points ... Cardinal District, *Potomac News* and *Prince William Extra* Player of the Year ... First team all-region and all-area and second team all-state in 1999 ... Athlete of the Year at Potomac ... Led all scorers at the Virginia High School Basketball Coaches Association All-Star game with 22 points ... Leadership Award.

Personal: Full name is Sherman Martin Curtis Rivers ... Son of Sherman and Lovellar Rivers ... Born August 10, 1981 in Colorado Springs, Colorado ... Cousin, Chris Coleman, played football at North Carolina State ... Majoring in sociology.

Rivers' Career Statistics

Yr	G-GS	Min-Avg	FG-A	Pct	3FG-A	Pct	FT-A	Pct	OR-DR	Tot-Avg	PF-FO	A	TO	Bl	St	Pts-Avg
99-00	28-11	618-22.1	63-170	.371	15-43	.349	42-71	.592	14-43	57-2.0	37-0	63	66	5	25	183-6.5
00-01	28-28	952-34.0	92-254	.362	17-64	.266	52-84	.619	22-105	127-4.5	70-1	74	77	3	26	253-9.0
01-02	29-7	780-26.9	83-210	.395	10-35	.286	51-100	.510	27-76	103-3.6	50-1	64	74	3	32	227-7.8
Totals	85-46	2350-27.6	238-634	.375	42-142	.296	145-255	.569	63-224	287-3.4	157-2	201	217	11	83	663-7.8

Returning Players



Returning Players

Rivers' 2001-02 Game-by-Game Statistics

Date	Opp	Min	FG-A	Pct	3FG-A	Pct	FT-A	Pct	O-D	Tot	PF	A	TO	B	S	Pts
N16	*Texas Tech	34	4-9	.444	1-1	1.000	1-4	.250	3-2	5	2	5	2	0	1	10
N17	*N. Iowa	33	2-10	.200	0-4	.000	1-5	.200	1-4	5	2	2	3	0	0	5
N20	*High Point	32	2-10	.200	0-2	.000	2-4	.500	1-7	8	3	0	5	1	1	6
N24	Char. Southern	16	0-2	.000	0-0	.000	2-2	1.000	0-0	0	1	0	1	1	1	2
N26	The Citadel	19	0-2	.000	0-0	.000	0-0	.000	1-4	5	1	1	3	0	0	0
N28	Wash. & Lee	32	3-11	.273	1-1	1.000	4-8	.500	3-4	7	2	3	3	0	3	11
N30	*Purdue	25	3-6	.500	0-0	.000	1-3	.333	0-0	0	3	4	3	0	0	7
D2	*Akron	29	5-13	.385	0-3	.000	5-6	.833	3-2	5	1	4	0	0	3	15
D27	*Maryland	19	1-5	.200	0-1	.000	0-0	.000	1-3	4	0	1	2	0	0	2
J3	George Mason	29	6-11	.545	0-0	.000	2-4	.500	1-3	4	2	3	2	0	0	14
J5	Delaware	19	3-10	.300	2-2	1.000	0-2	.000	0-2	2	0	1	0	0	1	8
J7	Drexel	27	2-4	.500	0-1	.000	2-4	.500	2-1	3	1	2	0	0	1	6
J12	VA Comm.	35	5-9	.556	1-3	.333	7-9	.778	2-3	5	3	5	5	0	2	18
J16	UNCW	22	2-4	.500	0-1	.000	0-1	.000	1-3	4	0	1	4	0	1	4
J19	Hofstra	25	1-5	.200	0-0	.000	2-3	.667	0-1	1	2	4	5	0	2	4
J23	JMU	29	3-7	.429	0-1	.000	3-5	.600	0-4	4	1	4	2	0	2	9
J26	Old Dominion	17	3-5	.600	0-0	.000	1-3	.333	0-2	2	2	1	1	0	2	7
J30	Drexel	30	2-4	.500	1-2	.500	0-4	.000	0-6	6	2	3	3	0	2	5
F2	Towson	22	3-5	.600	0-1	.000	3-4	.750	0-1	1	1	5	3	1	2	9
F4	JMU	29	3-6	.500	1-2	.500	3-6	.500	0-5	5	2	2	3	0	2	10
F6	Hampton	20	2-6	.333	0-2	.000	0-3	.000	0-2	2	3	3	2	0	0	4
F9	Towson	23	3-6	.500	0-1	.000	0-0	.000	2-0	2	2	2	2	0	1	6
F13	UNCW	24	1-5	.200	0-1	.000	0-0	.000	0-1	1	0	2	4	0	0	2
F16	Hofstra	34	5-13	.385	0-1	.000	4-7	.571	0-5	5	2	0	1	0	2	14
F18	George Mason	27	3-8	.375	0-1	.000	0-0	.000	0-2	2	1	2	4	0	0	6
F20	Delaware	31	6-10	.600	0-0	.000	0-1	.000	2-3	5	1	1	3	0	0	12
F23	Old Dominion	28	5-10	.500	1-2	.500	2-4	.500	0-2	2	1	1	2	0	2	13
F25	VA Comm.	37	3-9	.333	2-2	1.000	3-4	.750	4-1	5	4	2	2	0	1	11
M1	*JMU (CAA)	33	2-5	.400	0-0	.000	3-4	.750	0-3	3	5	0	4	0	0	7

Rivers' 2000-01 Game-by-Game Statistics

Date	Opp	Min	FG-A	Pct	3FG-A	Pct	FT-A	Pct	O-D	Tot	PF	A	TO	B	S	Pts
N17	*High Point	26	2-5	.400	1-1	1.000	0-0	.000	0-1	1	2	5	3	0	3	5
N20	*Virginia Tech	39	5-15	.333	3-9	.333	1-1	1.000	0-6	6	0	1	2	0	0	14
N25	*Winthrop	37	2-9	.222	0-2	.000	4-7	.571	0-3	3	2	3	3	0	0	8
N29	*Wofford	37	4-11	.364	0-2	.000	2-4	.500	1-6	7	3	5	1	1	2	10
D2	*The Citadel	36	4-9	.444	0-1	.000	5-6	.833	1-1	2	2	2	1	0	2	13
D6	*UNCW	26	5-6	.833	0-0	.000	3-6	.500	0-3	3	3	4	4	0	1	13
D9	*American	35	0-12	.000	0-5	.000	2-2	1.000	1-5	6	4	2	3	0	1	2
D22	*Navy	27	1-5	.200	0-2	.000	1-1	1.000	1-0	1	0	3	5	0	0	3
D29	*New Mexico	30	5-7	.714	0-0	.000	13-16	.813	1-5	6	5	1	1	0	1	23
D30	*Davidson	31	6-14	.429	1-2	.500	3-8	.375	3-8	11	4	4	3	0	0	16
J3	*East Carolina	39	3-14	.214	0-3	.000	2-3	.667	0-4	4	3	2	3	0	2	8
J6	*Fordham	34	4-10	.400	1-3	.333	0-0	.000	0-2	2	3	3	5	0	1	9
J10	*Old Dominion	31	1-6	.167	0-0	.000	0-0	.000	2-2	4	3	0	7	0	0	2
J13	*VA Comm.	35	1-6	.167	1-2	.500	0-0	.000	0-3	3	1	0	1	0	0	3
J15	*Hampton	36	2-7	.286	0-2	.000	0-0	.000	2-2	4	3	7	3	0	0	4
J17	*Geo. Mason	34	3-10	.300	1-3	.333	1-1	1.000	0-1	1	1	3	2	0	1	8
J20	*Richmond	39	3-7	.429	0-0	.000	0-0	.000	0-4	4	0	4	0	0	0	6
J24	*JMU	21	0-2	.000	0-0	.000	5-8	.625	0-3	3	3	3	5	1	0	5
J27	*UNCW	36	4-7	.571	2-3	.667	0-0	.000	0-2	2	4	3	3	0	1	10
J31	*American	39	2-7	.286	1-3	.333	0-0	.000	1-2	3	0	3	1	0	3	5
F3	*Richmond	36	7-16	.438	0-4	.000	1-2	.500	1-9	10	3	2	1	0	2	15
F8	*VA Comm.	29	0-3	.000	0-1	.000	4-6	.667	1-3	4	4	1	4	0	0	4
F10	*Geo. Mason	32	1-7	.143	0-1	.000	0-0	.000	0-5	5	3	4	3	0	2	2
F12	*Campbell	33	4-9	.444	0-0	.000	0-0	.000	1-2	3	3	2	4	0	2	8
F17	*Old Dominion	36	5-10	.500	1-2	.500	1-2	.500	0-5	5	2	2	2	0	1	12
F21	*JMU	39	7-14	.500	2-4	.500	2-7	.286	2-5	7	4	1	1	1	1	18
F24	*East Carolina	36	5-8	.556	2-6	.333	1-3	.333	1-5	6	2	2	0	0	0	13
M3	*ODU (CAA)	43	6-17	.353	1-3	.333	1-1	1.000	3-8	11	3	2	6	0	0	14

*Game started

Rivers' Career Highs

Points	23	at New Mexico (12/29/00)	Steals	3	Six times, most recent vs. Akron (12/2/01)
FG	7	at James Madison (2/21/01)	Blocks	2	James Madison (11/19/00)
		Richmond (2/3/01)	Minutes	43	vs. Old Dominion (3/3/01)
FGA	17	vs. Old Dominion (3/3/01)			
3FG	3	at Virginia Tech (11/20/00)			
3FGA	9	at Virginia Tech (11/20/00)			
FTM	13	at New Mexico (12/29/00)			
FTA	16	at New Mexico (12/29/00)			
Rebounds	11	vs. Old Dominion (3/3/01)			
		vs. Davidson (12/30/00)			
Assists	9	Wofford (12/20/99)			

Returning Players


Rivers' 1999-00 Game-by-Game Statistics

Date	Opp	Min	FG-A	Pct	3FG-A	Pct	FT-A	Pct	O-D	Tot	PF	A	TO	B	S	Pts
N20	Wash. Coll.	18	4-5	.800	1-1	1.000	4-6	.667	1-4	5	2	4	4	0	1	13
N22	VA Tech	21	1-5	.200	0-0	.000	1-2	.500	1-2	3	3	3	1	0	1	3
N26	Hawaii	26	4-13	.308	1-3	.333	2-5	.400	1-1	2	2	3	5	0	0	11
N28	Oral Roberts	12	1-4	.250	0-0	.000	0-0	.000	0-1	1	0	0	1	0	0	2
D1	UNCW	13	1-2	.500	0-0	.000	0-0	.000	0-0	0	0	0	1	0	0	2
D4	Hampton	18	2-7	.286	2-3	.667	2-2	1.000	0-2	2	1	3	1	0	2	8
D20	Wofford	22	3-6	.500	1-2	.500	3-4	.750	2-1	3	1	9	1	0	1	10
D22	Campbell	25	3-6	.500	2-4	.500	2-2	1.000	1-2	3	2	5	4	1	0	10
D29	Vanderbilt	19	1-6	.167	0-1	.000	0-1	.000	1-0	1	0	2	3	0	0	2
J2	Duke	16	2-8	.250	0-1	.000	2-2	1.000	0-2	2	2	1	3	0	1	6
J5	Geo. Mason	18	1-2	.500	0-0	.000	2-5	.400	0-0	0	0	2	2	0	0	4
J8	E. Carolina	16	0-1	.000	0-0	.000	2-2	1.000	1-1	2	1	0	2	0	0	2
J10	Winthrop	32	4-10	.400	0-4	.000	4-7	.571	0-4	4	2	2	4	0	0	12
J12	*VA Comm.	40	4-9	.444	1-2	.500	1-3	.333	0-2	2	1	2	3	1	2	10
J15	*Richmond	37	5-16	.313	1-4	.250	1-4	.250	2-2	4	1	2	4	0	3	12
J19	*JMU	21	2-7	.286	1-1	1.000	0-0	.000	1-1	2	1	3	1	2	0	5
J22	*ODU	23	3-8	.375	1-1	1.000	2-3	.667	1-4	5	4	2	3	0	2	9
J29	Geo. Mason	16	2-4	.500	1-2	.500	0-0	.000	0-1	1	1	0	3	0	1	5
J31	Navy	16	2-3	.667	0-1	.000	0-0	.000	0-0	0	2	1	3	0	1	4
F5	VA Comm.	16	2-2	1.000	1-1	1.000	3-4	.750	0-2	2	0	2	1	0	3	8
F7	American	15	1-3	.333	0-0	.000	0-0	.000	1-1	2	1	1	5	0	2	2
F9	*E. Carolina	39	2-6	.333	0-1	.000	1-2	.500	0-2	2	3	3	3	1	2	5
F12	*ODU	33	4-8	.500	0-1	.000	2-4	.500	0-4	4	3	2	2	0	1	10
F16	*JMU	20	3-6	.500	0-2	.000	1-2	.500	1-0	1	1	1	1	0	0	7
F19	*Richmond	17	0-3	.000	0-1	.000	1-2	.500	0-1	1	1	1	2	0	1	1
F23	*UNCW	19	3-6	.500	0-1	.000	0-0	.000	0-1	1	0	3	2	0	1	6
F26	*American	32	1-10	.100	1-4	.250	6-9	.667	0-1	1	1	4	0	0	0	9
M4	*JMU (CAA)	20	2-4	.500	1-2	.500	0-0	.000	0-1	1	1	2	1	0	0	5

* Game started



Returning Players



ZEB COPE

Forward • Junior • 6-9 • 235

Columbia, SC

Hammond School

55


Very powerful inside player and the team's top rebounder ... Improved greatly in his first two years ... Relentless on the boards ... Tremendous work ethic.

2001-02: Eight points, five rebounds and two assists at Texas Tech (11/16) ... Eight points and eight rebounds in first start of the season at Charleston Southern (11/24) ... Doubled his previous career high with 16 points on 7-7 shooting at No. 6 Maryland (12/27) ... 14 points and seven rebounds at Hofstra (1/19).

2000-01: Saw action in 23 games in his first season ... Shot an impressive .759 from the free throw line (22-of-29) ... Went 4-for-4 from the line three times ... Best game of the season was a career best eight-point, eight-rebound performance at James Madison (2/21).

High School: Two-year letterwinner for coach Jimmy Braddock at the Hammond School ... Averaged 23.5 points and 13.5 rebounds as a senior ... Averaged 17 points and 11 rebounds as a junior for Hammond's state championship squad ... Three-time all-region and all-state selection ... Region and state Class AA/SC/SAA Player of the Year senior season.

Personal: Full name is Zebulun Shomari Cope ... Son of Demetrius and Diana Cope ... Born February 17, 1982 in Fort Hood, Texas ... Enjoys listening to music, reading and writing ... Majoring in psychology ... Future plans include becoming a doctor.



Cope's Career Statistics

Yr	G-GS	Min-Avg	FG-A	Pct	3FG-A	Pct	FT-A	Pct	OR-DR	Tot-Avg	PF-FO	A	TO	Bl	St	Pts-Avg
00-01	23-2	184-8.0	14-41	.341	0-1	.000	22-29	.759	15-30	45-2.0	26-0	5	11	2	3	50-2.2
01-02	29-10	405-14.0	49-113	.434	1-2	.500	31-55	.564	42-64	106-3.7	54-0	17	36	1	5	130-4.5
Totals	52-12	589-11.3	63-154	.409	1-3	.333	53-84	.631	57-94	151-2.9	80-0	22	47	3	8	180-3.5

Returning Players



Returning Players

Cope's 2001-02 Game-by-Game Statistics

Date	Opp	Min	FG-A	Pct	3FG-A	Pct	FT-A	Pct	O-D	Tot	PF	A	TO	B	S	Pts
N16	Texas Tech	17	4-8	.500	0-0	.000	0-2	.000	2-3	5	1	2	2	0	0	8
N17	N. Iowa	8	2-3	.667	0-0	.000	0-2	.000	2-2	4	0	0	1	0	0	4
N20	High Point	9	1-2	.500	1-1	1.000	0-2	.000	0-1	1	1	0	0	0	0	3
N24	*Char. South.	25	4-8	.500	0-0	.000	0-0	.000	3-5	8	2	0	2	0	1	8
N26	*The Citadel	13	0-4	.000	0-1	.000	0-0	.000	0-5	5	1	0	1	0	0	0
N28	Wash. & Lee	12	1-3	.333	0-0	.000	2-3	.667	4-1	5	2	0	4	0	0	4
N30	Purdue	7	0-0	.000	0-0	.000	0-0	.000	0-3	3	1	1	2	0	0	0
D2	Akron	16	2-4	.500	0-0	.000	1-2	.500	2-4	6	2	1	1	0	1	5
D27	Maryland	13	7-7	1.000	0-0	.000	2-3	.667	2-2	4	4	0	1	0	0	16
J3	George Mason	17	2-3	.667	0-0	.000	2-4	.500	1-5	6	4	1	1	0	0	6
J5	Delaware	17	1-5	.200	0-0	.000	2-4	.500	2-5	7	2	1	0	0	0	4
J7	Drexel	11	1-4	.250	0-0	.000	0-0	.000	0-1	1	1	0	1	0	0	2
J12	VA Comm.	8	1-2	.500	0-0	.000	0-1	.000	0-1	1	3	0	2	0	0	2
J16	UNCW	9	1-2	.500	0-0	.000	0-0	.000	0-2	2	1	0	1	0	0	2
J19	*Hofstra	22	5-11	.455	0-0	.000	4-6	.667	4-3	7	2	2	2	0	0	14
J23	*JMU	21	2-5	.400	0-0	.000	3-4	.750	3-3	6	2	1	2	0	0	7
J26	*Old Dominion	24	1-5	.200	0-0	.000	3-4	.750	2-2	4	2	1	4	0	0	5
J30	*Drexel	11	0-2	.000	0-0	.000	2-2	1.000	0-1	1	2	0	3	0	0	2
F2	*Towson	16	1-5	.200	0-0	.000	0-0	.000	2-1	3	1	0	0	1	0	2
F4	*JMU	19	1-4	.250	0-0	.000	2-2	1.000	0-1	1	3	0	1	0	0	4
F6	*Hampton	20	4-6	.667	0-0	.000	2-4	.500	2-4	6	2	0	0	0	0	10
F9	*Towson	6	1-2	.500	0-0	.000	0-0	.000	1-1	3	0	0	1	0	1	2
F13	UNCW	10	1-3	.333	0-0	.000	1-1	1.000	2-1	2	1	1	0	0	0	3
F16	Hofstra	8	0-2	.000	0-0	.000	0-0	.000	0-0	0	1	1	1	0	0	0
F18	George Mason	4	0-0	.000	0-0	.000	0-0	.000	0-0	0	3	1	0	0	0	0
F20	Delaware	17	2-3	.667	0-0	.000	0-0	.000	1-3	4	3	3	0	0	1	4
F23	Old Dominion	12	0-1	.000	0-0	.000	2-4	.500	1-0	1	1	0	1	0	0	2
F25	VA Comm.	22	2-6	.333	0-0	.000	1-2	.500	3-3	6	3	0	1	0	1	5
M1	JMU (CAA)	11	2-3	.667	0-0	.000	2-3	.667	3-1	4	3	1	1	0	0	6

Cope's 2000-01 Game-by-Game Statistics


Date	Opp	Min	FG-A	Pct	3FG-A	Pct	FT-A	Pct	O-D	Tot	PF	A	TO	B	S	Pts
N17	High Point	7	1-2	.500	0-0	.000	1-2	.500	0-3	3	2	0	0	0	0	3
N20	Virginia Tech	2	0-0	.000	0-0	.000	0-0	.000	0-1	1	0	0	0	0	0	0
N25	Winthrop	11	0-0	.000	0-0	.000	0-0	.000	0-3	3	0	1	0	0	0	0
N29	Wofford	11	0-3	.000	0-0	.000	2-2	1.000	0-4	4	1	0	2	0	0	2
D2	The Citadel	2	0-0	.000	0-0	.000	0-0	.000	0-0	0	2	0	1	0	0	0
D6	UNCW						DNP									
D9	American	4	0-0	.000	0-0	.000	0-0	.000	0-0	0	1	0	0	0	0	0
D22	Navy	7	1-1	1.000	0-0	.000	1-2	.500	2-0	2	2	1	1	1	1	3
D29	New Mexico	9	1-3	.333	0-0	.000	4-4	1.000	1-1	2	1	0	0	0	0	6
D30	Davidson	8	1-2	.500	0-0	.000	1-3	.333	1-0	1	2	1	0	0	0	3
J3	*East Carolina	21	3-5	.600	0-0	.000	1-2	.500	0-3	3	2	1	0	0	0	7
J6	*Fordham	11	1-3	.333	0-0	.000	3-4	.750	0-1	1	2	0	1	0	0	5
J10	Old Dominion	3	0-1	.000	0-0	.000	0-0	.000	0-0	0	0	0	1	0	0	0
J13	VA Comm.	3	0-0	.000	0-0	.000	0-0	.000	0-0	0	3	0	0	0	0	0
J15	Hampton						DNP									
J17	Geo. Mason	16	0-2	.000	0-0	.000	0-0	.000	0-1	1	2	0	0	0	0	0
J20	Richmond						DNP									
J24	JMU	2	0-1	.000	0-0	.000	0-0	.000	0-0	0	0	0	0	0	1	0
J27	UNCW	7	1-2	.500	0-1	.000	0-0	.000	0-2	2	2	0	0	0	0	2
J31	American	2	0-0	.000	0-0	.000	0-0	.000	0-0	0	2	0	0	0	0	0
F3	Richmond						DNP									
F8	VA Comm.	2	0-1	.000	0-0	.000	0-0	.000	0-0	0	0	0	0	0	1	0
F10	Geo. Mason	14	2-3	.667	0-0	.000	0-0	.000	2-4	6	0	0	2	0	0	4
F12	Campbell						DNP									
F17	Old Dominion	4	0-1	.000	0-0	.000	4-4	1.000	1-2	3	1	0	0	0	0	4
F21	JMU	22	2-5	.400	0-0	.000	4-4	1.000	5-3	8	0	1	1	1	0	8
F24	East Carolina	12	1-6	.167	0-0	.000	1-1	1.000	3-1	4	1	0	2	0	0	3
M3	ODU (CAA)	4	0-0	.000	0-0	.000	0-1	.000	0-1	1	0	0	0	0	0	0

*Game started

Cope's Career Highs

Points	16	at Maryland (12/27/01)	Assists	3	at Delaware (2/20/02)
FG	7	at Maryland (12/27/01)	Steals	1	Eight times, most recent at VCU (2/25/02)
FGA	11	at Hofstra (1/19/02)	Blocks	1	Three times, most recent Towson (2/25/02)
3FG	1	at High Point (11/20/01)	Minutes	25	at Char. Southern (11/24/01)
3FGA	1	at High Point (11/20/01)			
FT	4	Four times, most recent at Hofstra (1/19/02)			
FTA	6	at Hofstra (1/19/02)			
Rebounds	8	at Char. Southern (11/24/01)			
		at James Madison (2/21/01)			

Returning Players



ADAM HESS

Forward • Junior • 6-8 • 225

Grosse Pointe, MI

Grosse Pointe South

34

Transferred from Eastern Michigan in the middle of the 2000-01 season ... Best three-point shooter on the team ... Expected to be the team's leading scorer ... Very good offensive rebounder with the ability to post up.

2001-02: CAA All-Academic Team selection ... Second on the team with 11.5 points and 4.7 rebounds per game ... Sat out first eight games after transferring from EMU ... Also missed two full games and most of a third due to injury ... Opened his W&M career at No. 6 Maryland with a game-high 21 points to go with five rebounds and two assists ... Career-high 23 points in each of his last two games (at VCU, 2/25 and vs. JMU, 3/1) ... Recorded his first career double-double at VCU (23 points, 15 rebounds) ... Led team in scoring in eight of his 19 games.

2000-01: Played with a college all-star team coached by St. John's Mike Jarvis in Greece in summer of 2000 alongside the likes of Arizona's Jason Gardner and Michigan State's Aloysius Anagnonye ... Sat out the season after transferring to William and Mary.

1999-00 (Eastern Michigan): Played in 26 games with 24 starts ... Finished fourth on the team in scoring, averaging 9.5 points a game ... Third in three-point field goals with 32 ... Led the team in free throw percentage (.778, 42-of-54) ... Scored in double figures in 15 games ... Career-high 17 points against Hillsdale (11/29).

High School: Three-time letterwinner ... Two-time team MVP ... School's all-time leading scorer (1,110 points) and rebounder (468) ... Second team Class A All-State and all-metro by the *Detroit Free Press* and the *Detroit News* as a senior ... Class A all-state by the Associated Press ... Academic All-State team ... Averaged 23 points, nine rebounds and 4.8 assists as a senior.

Personal: Full name is Adam Scott Hess ... Son of Doug and Kathy Hess ... Born April 4, 1981 in Detroit, Michigan ... Father played basketball at Toledo and later professionally in Italy and Belgium ... Finance major.




Hess' Career Statistics

Yr	G-GS	Min-Avg	FG-A	Pct	3FG-A	Pct	FT-A	Pct	OR-DR	Tot-Avg	PF-FO	A	TO	Bl	St	Pts-Avg
*99-00	26-24	574-22.1	86-213	.404	32-95	.337	42-54	.778	53-50	103-4.0	72-3	42	45	4	19	246-9.5
01-02	19-16	511-26.9	72-191	.377	19-75	.253	46-65	.708	34-55	89-4.7	52-2	39	42	2	10	209-11.0
Totals	45-40	1085-24.1	158-404	.391	51-170	.300	88-119	.739	87-105	192-4.3	124-5	81	87	6	29	455-10.1

* Hess was at Eastern Michigan for the 1999-2000 season.

Returning Players



Returning Players

Hess' 2001-02 Game-by-Game Statistics

Date	Opp	Min	FG-A	Pct	3FG-A	Pct	FT-A	Pct	O-D	Tot	PF	A	TO	B	S	Pts
N16	Texas Tech															
N17	N. Iowa															
N20	High Point															
N24	Char. South.															
N26	The Citadel															
N28	Wash. & Lee															
N30	Purdue															
D2	Akron															
D27	*Maryland	36	9-19	.474	2-10	.200	1-2	.500	3-2	5	3	2	2	0	0	21
J3	*George Mason	26	3-10	.300	1-4	.250	2-3	.667	3-3	6	5	2	1	0	0	9
J5	*Delaware	19	3-9	.333	0-1	.000	2-4	.500	2-0	2	2	2	1	1	0	8
J7	Drexel															
J12	VA Comm.															
J16	UNCW	12	1-5	.200	0-3	.000	0-0	.000	0-1	1	1	3	0	0	0	2
J19	Hofstra	12	0-5	.000	0-2	.000	1-2	.500	2-1	3	2	0	4	0	2	1
J23	JMU	27	4-10	.400	2-4	.500	5-6	.833	3-2	5	4	5	3	0	1	15
J26	*Old Dominion	29	3-11	.273	1-6	.167	6-8	.750	4-3	7	5	0	2	0	0	13
J30	*Drexel	24	2-8	.250	0-1	.000	0-0	.000	2-2	4	2	2	1	0	0	4
F2	*Towson	31	7-12	.583	1-5	.200	2-2	1.000	2-1	3	0	1	2	0	1	17
F4	*JMU	31	2-6	.333	1-3	.333	5-8	.625	0-0	0	2	1	3	0	0	10
F6	*Hampton	29	7-12	.583	3-8	.375	2-2	1.000	0-3	3	3	3	6	0	0	19
F9	*Towson	26	1-7	.143	1-5	.200	0-0	.000	1-3	4	1	2	3	0	1	3
F13	*UNCW	32	3-10	.300	1-3	.333	0-0	.000	3-9	12	3	4	3	0	1	7
F16	*Hofstra	29	4-9	.444	2-3	.667	5-6	.833	0-4	4	3	3	2	1	0	15
F18	*George Mason	34	3-9	.333	0-3	.000	0-1	.000	0-2	2	2	4	1	0	2	6
F20	*Delaware	20	4-7	.571	2-3	.667	1-1	1.000	2-2	4	5	0	4	0	0	11
F23	*Old Dominion	16	1-7	.143	0-3	.000	0-0	.000	1-1	2	4	0	2	0	1	2
F25	*VA Comm.	40-	7-19	.368	0-2	.000	9-11	.818	5-10	15	2	4	1	0	1	23
M1	*JMU (CAA)	38	8-16	.500	2-6	.333	5-9	.556	1-6	7	4	1	1	0	0	23

Hess' 1999-00 Game-by-Game Statistics (at Eastern Michigan)


Date	Opp	Min	FG-A	Pct	3FG-A	Pct	FT-A	Pct	O-D	Tot	PF	A	TO	B	S	Pts
N20	*Northwood	22	3-9	.333	0-3	.000	4-4	1.000	5-0	5	3	0	6	0	0	10
N22	*Hampton	14	3-6	.500	2-4	.500	0-0	.000	1-2	3	5	0	2	0	1	8
N27	*Chicago St.	23	4-12	.333	3-7	.429	0-0	.000	2-2	4	2	1	2	0	0	11
N29	*Hillsdale	31	7-11	.636	3-5	.600	0-0	.000	3-3	6	4	2	0	0	2	17
D3	*Loyola	24	4-10	.400	3-5	.600	1-3	.333	2-4	6	4	0	2	2	3	12
D4	*Michigan St.	25	1-7	.143	0-5	.000	4-6	.667	1-2	3	3	1	2	0	2	6
D8	*Ohio	27	4-11	.364	3-6	.500	0-0	.000	2-0	2	1	1	2	0	0	11
D21	*TCU	20	4-9	.444	0-1	.000	1-1	1.000	1-1	2	5	1	3	0	0	9
D23	*IUPUI	16	1-5	.200	1-3	.333	0-0	.000	0-2	2	0	1	2	0	0	3
D30	*Detroit	31	5-13	.385	4-9	.444	2-2	1.000	4-3	7	4	5	4	0	1	16
J5	*Buffalo	10	1-4	.250	0-2	.000	0-0	.000	1-2	3	1	2	0	0	2	2
J8	Ball State															
J12	Kent															
J15	Marshall	18	1-8	.125	0-6	.000	0-2	.000	1-0	1	3	3	5	0	1	2
J17	*Miami	12	0-3	.000	0-3	.000	0-0	.000	0-0	0	2	2	0	0	0	0
J19	*Akron	22	1-6	.167	0-3	.000	4-4	1.000	0-3	3	3	0	1	0	1	6
J22	*Toledo	27	6-8	.750	1-2	.500	3-4	.750	3-3	6	0	0	0	0	0	16
J16	*Cent. MI	18	3-8	.375	1-3	.333	5-6	.833	4-1	5	3	3	0	0	0	12
J29	*North. Illinois	24	3-6	.500	1-1	1.000	4-6	.667	2-2	4	4	1	1	0	0	11
F1	*West. MI	27	4-9	.444	1-3	.333	3-4	.750	4-3	7	3	1	3	0	0	12
F5	*Ball State	23	4-12	.333	0-5	.000	0-0	.000	4-2	6	5	1	1	0	1	8
F9	*Kent	27	4-8	.500	2-3	.667	0-0	.000	2-2	4	2	1	1	0	0	10
F12	*Toledo	26	3-9	.333	2-3	.667	5-6	.833	4-3	7	4	5	2	0	0	13
F14	*Cent. MI	17	4-6	.667	1-2	.500	0-0	.000	0-2	2	4	4	1	1	0	9
F19	*BGSU	19	5-6	.833	1-2	.500	2-2	1.000	2-2	4	3	0	2	0	2	13
F21	*West. MI	19	6-11	.545	0-2	.000	0-0	.000	0-2	2	3	2	0	0	2	12
F26	*North. Illinois	24	2-8	.250	1-4	.250	0-0	.000	2-1	3	0	1	2	0	0	5
M1	*Miami (MAC)	28	3-8	.375	2-3	.667	4-4	1.000	3-3	6	1	4	1	1	1	12

*Game started

Hess' Career Highs

Points	23	vs. James Madison (3/1/02)	Assists	5	Three times, most recent James Madison (1/23/02)
FG	9	at VCU (2/25/02)	Steals	3	* vs. Loyola (12/3/99)
FGA	19	at VCU (2/25/02)	Blocks	2	* vs. Loyola (12/3/99)
3FG	4	at Maryland (12/27/01)	Minutes	40-	at VCU (2/25/02)
3FGA	10	* Detroit (12/30/99)			
FT	9	at Maryland (12/27/01)			* Hess was at Eastern Michigan for the 1999-00 season.
FTA	11	at VCU (2/25/02)			
Rebounds	15	at VCU (2/25/02)			

Returning Players



REID MARKHAM

Guard • Junior • 6-3 • 200

Louisville, KY

Trinity

15


Expected to contribute significantly after improvements last season ... Hard worker and intense competitor ... Worked very hard in the weight room over the last 18 months, gaining 15-20 pounds.

2001-02: Improved immensely from his rookie season ... Arguably the team's best player over the first 16 games, averaging 10.1 points, 3.1 rebounds and 1.8 assists ... Scored 23 points on 7-11 shooting from field and 5-5 from the line at Charleston Southern (11/24) ... Shot 7-14 from the floor and 6-6 from the line to score 21 points vs. VCU (1/12) ... Career-high eight rebounds and 14 points at GMU (1/3) ... Led or tied for the team lead in scoring seven times.

2000-01: Saw limited action in 13 games ... First collegiate points came against High Point (11/17) ... Career-high six points in back-to-back games at Virginia Commonwealth (2/8) and George Mason (2/10).

High School: Three-time letterwinner for coach Dave Aberli at Trinity High School ... Averaged 23 points and five assists as a senior ... Trinity's second-leading all-time scorer with 1,211 points ... Two-time district MVP ... Two-time all-state, all-county, all-region and all-district selection ... Junior of the Year in Louisville ... McDonald's All-America nominee.


Personal: Full name is S Reid Markham III ... Son of Reid and Lynne Markham ... Born November 5, 1981 in Louisville, Kentucky ... Father played baseball at the University of Louisville ... Enjoys watching football and listening to music ... Finance major.



Markham's Career Statistics

Yr	G-GS	Min-Avg	FG-A	Pct	3FG-A	Pct	FT-A	Pct	OR-DR	Tot-Avg	PF-FO	A	TO	Bl	St	Pts-Avg
00-01	13-0	57-4.4	10-16	.625	1-1	1.000	4-8	.500	0-1	1-0.1	9-0	5	13	0	2	25-1.9
01-02	29-15	607-20.9	67-161	.416	16-48	.333	45-60	.750	27-43	70-2.4	41-0	40	32	2	13	195-6.7
Totals	42-15	664-15.8	77-177	.435	17-49	.347	49-68	.721	27-44	71-1.7	50-0	45	45	2	15	220-5.2

Returning Players



Returning Players

Markham's 2001-02 Game-by-Game Statistics

Date	Opp	Min	FG-A	Pct	3FG-A	Pct	FT-A	Pct	O-D	Tot	PF	A	TO	B	S	Pts
N16	Texas Tech	12	1-6	.167	0-2	.000	0-0	.000	0-0	0	0	0	0	0	0	2
N17	N. Iowa	25	4-4	1.000	2-2	1.000	1-2	.500	1-2	3	4	0	1	0	0	11
N20	High Point	28	4-7	.571	1-3	.333	3-3	1.000	1-2	3	2	1	1	0	0	12
N24	*Char. South.	37	7-11	.636	4-6	.667	5-5	1.000	0-3	3	0	3	4	0	0	23
N26	*The Citadel	30	1-7	.143	1-3	.333	0-0	.000	1-1	2	2	3	0	0	0	3
N28	*Wash. & Lee	17	1-4	.250	0-1	.000	4-6	.667	1-1	2	1	2	1	0	0	6
N30	Purdue	24	6-7	.857	1-1	1.000	0-0	.000	3-1	4	1	2	0	0	0	13
D2	Akron	19	1-4	.250	1-2	.500	2-4	.500	1-1	2	0	2	0	0	0	5
D27	Maryland	17	2-4	.500	1-2	.500	0-0	.000	0-2	2	2	2	2	0	0	5
J3	George Mason	32	6-12	.500	1-4	.250	1-1	1.000	4-4	8	2	3	3	0	1	14
J5	*Delaware	27	3-3	1.000	0-0	.000	5-6	.833	1-4	5	1	2	2	0	1	11
J7	*Drexel	25	2-9	.222	0-3	.000	4-6	.667	0-4	4	1	3	1	1	2	8
J12	*VA Comm.	29	7-14	.500	1-2	.500	6-6	1.000	0-5	5	0	2	1	0	0	21
J16	*UNCW	28	3-8	.375	0-2	.000	1-1	1.000	2-1	3	1	1	1	0	0	7
J19	*Hofstra	32	3-5	.600	1-2	.500	2-3	.667	0-1	1	3	1	2	0	0	9
J23	*JMU	29	5-11	.455	0-2	.000	2-5	.400	2-0	2	1	2	0	0	2	12
J26	*Old Dominion	30	3-13	.231	0-4	.000	1-2	.500	3-3	6	1	1	0	0	0	7
J30	*Drexel	14	1-6	.167	0-1	.000	0-0	.000	2-0	2	2	2	0	0	0	2
F2	*Towson	19	2-4	.500	1-2	.500	2-2	1.000	0-2	2	3	2	1	0	1	7
F4	*JMU	15	2-3	.667	0-1	.000	0-0	.000	0-0	0	0	1	1	0	0	4
F6	*Hampton	26	3-7	.429	1-2	.500	2-2	1.000	0-2	2	4	1	1	0	1	9
F9	*Towson	15	0-4	.000	0-0	.000	0-0	.000	0-1	1	2	0	3	1	0	0
F13	UNCW	7	0-1	.000	0-0	.000	0-0	.000	0-1	1	2	0	0	0	1	0
F16	Hofstra	12	0-2	.000	0-0	.000	2-2	1.000	2-1	3	1	0	2	0	0	2
F18	George Mason	4	0-1	.000	0-1	.000	0-0	.000	0-0	0	0	0	1	0	0	0
F20	Delaware	6	0-0	.000	0-0	.000	0-0	.000	0-0	0	0	1	0	0	0	0
F23	Old Dominion	18	0-1	.000	0-0	.000	0-0	.000	1-0	1	2	1	1	0	0	0
F25	VA Comm.	26	0-3	.000	0-0	.000	2-4	.500	2-1	3	3	2	3	0	0	2
M1	JMU (CAA)	4	0-0	.000	0-0	.000	0-0	.000	0-0	0	0	0	0	0	0	0

Markham's 2000-01 Game-by-Game Statistics


Date	Opp	Min	FG-A	Pct	3FG-A	Pct	FT-A	Pct	O-D	Tot	PF	A	TO	B	S	Pts
N17	High Point	3	1-2	.500	0-0	.000	0-0	.000	0-0	0	1	0	1	0	0	2
N20	Virginia Tech						DNP									
N25	Winthrop						DNP									
N29	Wofford						DNP									
D2	The Citadel						DNP									
D6	UNCW						DNP									
D9	American						DNP									
D22	Navy	4	1-4	.250	0-0	.000	0-0	.000	0-0	0	0	1	1	0	0	2
D29	New Mexico						DNP									
D30	Davidson						DNP									
J3	East Carolina						DNP									
J6	Fordham	2	1-1	1.000	0-0	.000	2-3	.667	0-0	0	0	0	1	0	1	4
J10	Old Dominion	2	0-0	.000	0-0	.000	1-2	.500	0-0	0	2	0	0	0	0	1
J13	VA Comm.						DNP									
J15	Hampton						DNP									
J17	Geo. Mason	3	1-1	1.000	0-0	.000	0-0	.000	0-0	0	1	1	1	0	1	2
J20	Richmond						DNP									
J24	JMU	16	1-1	1.000	0-0	.000	0-1	.000	0-1	1	1	0	1	0	0	2
J27	UNCW	4	0-0	.000	0-0	.000	0-0	.000	0-0	0	0	1	1	0	0	0
J31	American	1	0-0	.000	0-0	.000	0-0	.000	0-0	0	1	0	0	0	0	0
F3	Richmond	3	0-0	.000	0-0	.000	0-0	.000	0-0	0	0	1	2	0	0	0
F8	VA Comm.	7	2-2	1.000	1-1	1.000	1-2	.500	0-0	0	2	0	2	0	0	6
F10	Geo. Mason	8	3-3	1.000	0-0	.000	0-0	.000	0-0	0	0	1	3	0	0	6
F12	Campbell	3	0-2	.000	0-0	.000	0-0	.000	0-0	0	1	0	0	0	0	0
F17	Old Dominion						DNP									
F21	JMU	1	0-0	.000	0-0	.000	0-0	.000	0-0	0	0	0	0	0	0	0
F24	East Carolina						DNP									
M3	ODU (CAA)						DNP									

*Game started

Markham's Career Highs

Points	23	at Char. Southern (11/24/01)	Assists	3	Four times, most recent Drexel (1/7/02)
FG	7	VCU (1/12/02)	Steals	2	Four times, most recent James Madison (1/23/02)
FGA	14	VCU (1/12/02)	Blocks	1	at Towson (2/9/02)
3FGA	6	at Char. Southern (11/24/01)			Drexel (1/7/02)
FT	6	VCU (1/12/02)	Minutes	37	at Char. Southern (11/24/01)
FTA	6	Four times, most recent VCU (1/12/02)			
Rebounds	8	at George Mason (1/3/02)			

Returning Players



NICK D'ANTONI
Guard • Sophomore • 6-0 • 175
Myrtle Beach, SC
Socastee


10

Worked hard over the summer to improve his game and become physically stronger ... Improved knowledge of college game with last year's experience should pay off this year.

2001-02: CAA All-Rookie team ... Scored in double figures six times, including 30 points on 11-16 shooting at The Citadel (11/26) ... Logged 20 or more minutes in all but four games ... Nine points and seven rebounds in first career game (at Texas Tech, 11/16) ... 113 three-point attempts is the 17th most in a season and tied for 20th most in an entire career at W&M ... His 35 three-pointers made is tied for 19th on the school's career list.

High School: Four-time letterwinner for coach Dan D'Antoni at Socastee High School ... Starting point guard for four years ... Averaged 22 points, 6.3 rebounds, 6.6 assists and 5.8 steals as a senior ... Socastee's all-time leading scorer ... Gatorade South Carolina Player of the Year ... Two-time all-state selection ... Region Player of the Year.


Personal: Full name is Nicholas Joseph D'Antoni ... Son of Dan D'Antoni and Alice Phillips ... Born December 4, 1981 in Myrtle Beach, South Carolina ... Father played basketball at Marshall and was his high school coach ... Brother, Matt, played basketball at Brown ... Uncle, Mike D'Antoni, played in the NBA for the Sacramento Kings, is an assistant coach with the Phoenix Suns and has been the head coach of Benetton Treviso in Italy and the Denver Nuggets.



D'Antoni's Career Statistics

Yr	G-GS	Min-Avg	FG-A	Pct	3FG-A	Pct	FT-A	Pct	OR-DR	Tot-Avg	PF-FO	A	TO	Bl	St	Pts-Avg
01-02	29-23	735-25.3	60-182	.330	35-113	.310	46-65	.708	14-50	64-2.2	77-1	79	77	1	29	201-6.9

Returning Players



Returning Players

D'Antoni's 2001-02 Game-by-Game Statistics

Date	Opp	Min	FG-A	Pct	3FG-A	Pct	FT-A	Pct	O-D	Tot	PF	A	TO	B	S	Pts
N16	*Texas Tech	34	3-8	.375	0-1	.000	3-4	.750	2-5	7	2	3	8	0	1	9
N17	*N. Iowa	27	2-7	.286	1-5	.200	0-0	.000	0-3	3	4	3	4	0	0	5
N20	*High Point	31	2-10	.200	1-7	.143	4-4	1.000	0-1	1	2	4	1	0	1	9
N24	*Char. South.	25	1-3	.333	1-2	.500	6-8	.750	0-2	2	3	0	2	0	0	9
N26	*The Citadel	39	11-16	.688	6-9	.667	2-2	1.000	1-1	2	3	0	5	0	3	30
N28	*Wash. & Lee	18	2-6	.333	1-4	.250	1-2	.500	1-2	3	2	1	1	0	2	6
N30	*Purdue	29	1-5	.200	1-2	.500	0-0	.000	0-1	1	4	5	3	0	1	3
D2	*Akron	34	3-9	.333	2-5	.400	2-2	1.000	0-2	2	5	2	2	0	1	10
D27	*Maryland	31	0-4	.000	0-4	.000	2-2	1.000	0-5	5	2	5	4	0	3	2
J3	*George Mason	12	0-5	.000	0-4	.000	0-2	.000	3-3	6	3	2	2	0	1	0
J5	*Delaware	22	1-4	.250	1-1	1.000	5-6	.833	0-0	0	4	1	1	0	0	8
J7	*Drexel	28	3-9	.333	2-7	.286	0-0	.000	0-1	1	3	3	0	0	1	8
J12	*VA Comm.	21	2-4	.500	1-3	.333	5-7	.714	0-2	2	4	4	5	0	0	10
J16	*UNCW	31	2-5	.400	1-4	.250	0-0	.000	0-4	4	0	7	5	0	0	5
J19	*Hofstra	31	2-9	.222	0-6	.000	5-7	.714	0-1	1	4	4	3	0	2	9
J23	*JMU	20	3-7	.429	2-5	.400	3-4	.750	0-3	3	3	0	1	0	3	11
J26	*Old Dominion	30	1-6	.167	1-5	.200	0-0	.000	1-2	3	2	4	1	0	0	3
J30	*Drexel	28	1-7	.143	1-6	.167	3-4	.750	1-4	5	4	3	1	0	1	6
F2	*Towson	27	1-3	.333	1-3	.333	0-0	.000	0-3	3	1	5	3	0	3	3
F4	*JMU	20	2-3	.667	2-2	1.000	2-3	.667	0-1	1	3	1	0	0	0	8
F6	*Hampton	29	1-5	.200	0-3	.000	0-0	.000	0-1	1	1	6	4	0	3	2
F9	*Towson	21	1-3	.333	1-1	1.000	0-0	.000	0-0	0	1	3	3	1	0	3
F13	*UNCW	25	3-5	.600	2-3	.667	1-3	.333	1-0	1	2	4	7	0	0	9
F16	*Hofstra	10	2-4	.500	1-2	.500	0-0	.000	0-0	0	1	0	4	0	2	5
F18	*George Mason	24	1-4	.250	1-4	.250	1-2	.500	1-1	2	2	2	2	0	0	4
F20	*Delaware	33	4-12	.333	2-4	.500	0-0	.000	1-0	1	4	2	2	0	0	10
F23	*Old Dominion	25	1-8	.125	1-4	.250	1-2	.500	0-2	2	2	1	0	0	0	4
F25	*VA Comm.	10	0-3	.000	0-1	.000	0-0	.000	2-0	2	2	0	0	0	0	0
M1	JMU (CAA)	20	4-8	.500	2-6	.333	0-1	.000	0-0	0	4	4	3	0	1	10


* Game started

D'Antoni's Career Highs

Points	30	at The Citadel (11/26/01)	Assists	7	UNC Wilmington (1/16/02)
FG	11	at The Citadel (11/26/01)	Steals	3	Five times, most recent Hampton (2/6/02)
FGA	16	at The Citadel (11/26/01)	Blocks	1	at Towson (2/9/02)
3FG	6	at The Citadel (11/26/01)	Minutes	39	at The Citadel (11/26/01)
3FGA	9	at The Citadel (11/26/01)			
FT	6	at Char. Southern (11/24/01)			
FTA	8	at Char. Southern (11/24/01)			
Rebounds	7	at Texas Tech (11/16/01)			



Returning Players



THOMAS VIGLIANCO
Forward • Sophomore • 6-10 • 225
Madison, AL
Bob Jones

30

Gained 25 pounds through offseason work in the weight room ... Versatile player ... Can shoot the three and put the ball on the floor as well as post up and rebound.

2001-02: Led or tied for the team lead in scoring four times ...

Career high 14 points in 19 minutes vs. UNCW (1/16) ... Team-high 11 points (all in the first half) to go with five rebounds and first career block vs. Drexel (1/7) ... Went 5-8 from field and scored 13 points at Purdue.

High School: Four-time letterwinner ... Averaged 21.2 points and 8.7 rebounds as a senior ... Bob Jones' all-time leading scorer ... Two-time district MVP and all-state selection ... Four-time all-county and all-area pick ... Played in the Alabama-Mississippi senior all-star game ... NHS.

Personal: Full name is Thomas Fredrick Viglianco ... Son of Daniel and Laurretta Viglianco ... Born June 16, 1983 in Washington, D.C. ... Father played basketball at St. Bonaventure ... Uncle, Clayce Kishbaugh, played basketball at West Virginia with Jerry West ... Enjoys playing golf ... Plans to major in business.



Viglianco's Career Statistics

Yr	G-GS	Min-Avg	FG-A	Pct	3FG-A	Pct	FT-A	Pct	OR-DR	Tot-Avg	PF-FO	A	TO	BI	St	Pts-Avg
01-02	26-11	33.0-12.7	35-98	.357	24-60	.400	6-12	.500	16-40	56-2.2	27-0	8	14	1	6	100-3.8

Returning Players



Returning Players


Viglianico's 2001-02 Game-by-Game Statistics

Date	Opp	Min	FG-A	Pct	3FG-A	Pct	FT-A	Pct	O-D	Tot	PF	A	TO	B	S	Pts
N16	Texas Tech	7	0-4	.000	0-1	.000	0-0	.000	0-1	1	1	0	0	0	0	0
N17	N. Iowa	9	1-2	.500	0-0	.000	1-1	1.000	0-1	1	2	0	0	0	0	3
N20	High Point						DNP									
N24	•Char. South.	11	2-5	.400	2-2	1.000	0-0	.000	0-0	0	0	1	1	0	0	6
N26	•The Citadel	6	0-1	.000	0-1	.000	0-0	.000	0-0	0	0	0	0	0	1	0
N28	•Wash. & Lee	24	4-9	.444	2-4	.500	2-2	1.000	3-2	5	3	0	1	0	1	12
N30	•Purdue	29	5-8	.625	3-5	.600	0-0	.000	2-2	4	4	0	3	0	0	13
D2	•Akron	14	1-3	.333	1-2	.500	0-0	.000	0-4	4	1	0	1	0	0	3
D27	Maryland	6	0-3	.000	0-2	.000	0-0	.000	0-3	3	0	1	0	0	0	0
J3	George Mason	15	1-3	.333	0-2	.000	0-0	.000	0-0	0	2	0	1	0	0	2
J5	Delaware	13	0-2	.000	0-2	.000	0-2	.000	0-1	1	1	0	0	0	0	0
J7	•Drexel	22	4-9	.444	3-7	.429	0-0	.000	3-2	5	0	0	0	1	1	11
J12	•VA Comm.	10	1-4	.250	0-3	.000	0-0	.000	0-2	2	2	1	0	0	1	2
J16	•UNCW	19	5-9	.556	4-8	.500	0-0	.000	1-3	4	2	0	2	0	1	14
J19	•Hofstra	18	1-4	.250	1-2	.500	0-0	.000	1-1	2	0	0	1	0	0	3
J23	•JMU	9	1-3	.333	1-2	.500	0-0	.000	1-2	3	0	0	0	0	0	3
J26	Old Dominion	17	0-2	.000	0-2	.000	1-2	.500	0-1	1	0	1	2	0	1	1
F20	Drexel	8	1-4	.250	0-1	.000	0-1	.000	1-1	2	1	0	1	0	0	2
F30	Towson	13	0-2	.000	0-1	.000	0-0	.000	1-1	2	0	1	0	0	0	0
F4	JMU						DNP									
F6	Hampton	3	0-1	.000	0-0	.000	0-0	.000	0-0	0	1	0	0	0	0	0
F9	Towson	3	0-0	.000	0-0	.000	0-0	.000	0-1	1	1	1	1	0	0	0
F13	UNCW	9	2-4	.500	2-2	1.000	0-0	.000	2-1	3	2	0	0	0	0	6
F16	Hofstra	14	1-5	.200	1-4	.250	1-2	.500	0-3	3	1	0	0	0	0	4
F18	George Mason	2	0-0	.000	0-0	.000	0-0	.000	0-0	0	0	0	0	0	0	0
F20	Delaware	14	3-5	.600	2-3	.667	0-0	.000	1-3	4	0	0	0	0	2	8
F23	Old Dominion	15	2-3	.667	2-3	.667	1-2	.500	0-0	0	2	1	0	0	0	7
F25	VA Comm.						DNP									
M1	•JMU (CAA)	20	0-3	.000	0-1	.000	0-0	.000	0-5	5	1	1	0	0	0	0


• Game started

Viglianico's Career Highs

Points	14	UNC Wilmington (1/16/02)	Assists	1	Eight times, most recent vs. James Madison (3/1/02)
FG	5	UNC Wilmington (1/16/02) at Purdue (11/30/01)	Steals	2	at Delaware (2/20/02)
FGA	9	Three times, most recent UNC Wilmington (1/16/02)	Blocks	1	Drexel (1/7/02)
3FG	4	UNC Wilmington (1/16/02)	Minutes	29	at Purdue (11/30/01)
3FGA	8	UNC Wilmington (1/16/02)			
FT	2	Washington & Lee (11/28/01)			
FTA	2	Five times, most recent Old Dominion (2/23/02)			
Rebounds	5	Three times, most recent vs. James Madison (3/1/02)			



Returning Players



NATE LOEHRKE
Center • Freshman (R) • 6-10 • 245
Kalamazoo, MI
Mattawan


00

True post player with a 108-inch reach ... Sweet shooting stroke and soft hook inside ... Excellent free throw shooter ... Possesses great hands for a big man ... Capable shot blocker.

2001-02: Redshirted.

High School: Four-time letterwinner for coach Dan Hoff at Mattawan High School ... Averaged 18 points, 10 rebounds and four blocks as a senior ... Mattawan's all-time leader in rebounding and blocked shots ... Second leading all-time scorer ... Three-time all-state pick ... Twice an academic all-state selection ... National Honor Society ... Named Senior of the Year at Mattawan HS.

Personal: Full name is Nathaniel Eric Loehrke ... Son of Mark Loehrke and Judy Johnson ... Born November 20, 1982 in Kalamazoo, Michigan ... Enjoys playing banjo, art, filmmaking and rock roll music ... Cartoonist for W&M student newspaper ... Plans to major in studio art.



STEVE SORENSON
Forward • Freshman (R) • 6-8 • 235
Rocky River, OH
Western Reserve Academy

40

Long, lanky forward who can play inside and out ... Excellent shooting stroke and capable of stepping behind the arc ... Heady player.

2001-02: Played in just four games and was granted a medical redshirt due to a foot injury ... Will retain all four years of his eligibility.


High School: Four-time letterwinner for coaches Watts and Schmidt at Western Reserve Academy ... Averaged 18 points and 10 rebounds as a senior ... Twice named his team's MVP.

Personal: Full name is Stephen Eric Sorenson ... Son of Wanda and the late David Sorenson ... Born October 24, 1981 in Findlay, Ohio ... Father was an All-Big Ten and two-time All-America basketball player at Ohio State and also played in the NBA for Cleveland and Philadelphia ... Enjoys golf, video games and reading the Bible ... Plans to major in business.

Sorenson's Career Statistics

Yr	G-GS	Min-Avg	FG-A	Pct	3FG-A	Pct	FT-A	Pct	OR-DR	Tot-Avg	PF-FO	A	TO	Bl	St	Pts-Avg
01-02	4-0	19-4.8	1-3	.333	0-2	.000	2-2	1.000	1-1	2-0.5	4-0	0	1	0	0	4-1.0

Newcomers



BRETT HOWELL

Guard • Freshman • 6-1 • 185

Auburn, AL


Auburn

1

Combo guard ... Exceptional shooter ... Strong work ethic with a passion for the game ... One of the best pure shooters on the team ... Originally signed to play at Eastern Kentucky but sat out last year after deciding to come to William and Mary.

High School: Four-year starter at guard for coach Frank Tolbert ... Team finished 31-4 his senior season and was ranked 22nd in the country ... Team finished with 27-8 record his junior year, advancing to the Final Four ... Played in state all-star game along with current Tribe sophomore Thomas Viglianco ... Two-time team captain and Most Valuable Player.

Personal: Full name is William Brett Howell ... Son of Rex and Wanda Howell ... Father and uncle, Alex, both played basketball at Auburn University ... Enjoys acting and drama ... Lived in Los Angeles last year as he pursued an acting career ... Performed in two independent films ... Plans to major in drama ... Born December 30, 1982 in Auburn, Alabama.



BRIAN HUTT

Forward • Freshman • 6-9 • 230

Wheat Ridge, CO

Wheat Ridge

41

Very athletic for a power player ... Worked hard in the offseason on improving physical strength and conditioning making noticeable improvements.

High School: Three-time all-conference selection ... All-state and Jefferson County Player of the Year following senior season ... School's all-time leader in rebounds ... Averaged 17 points, 13 rebounds, five assists and four blocks a game in his career ... Played on Colorado Select AAU team ... Also played one year of football.

Personal: Full name is Brian Michael Hutt ... Son of Michael and Patti Hutt ... Plans to major in business ... Enjoys skiing ... Born August 22, 1983 in Kansas City, Missouri.

Newcomers




JACK JENKINS
Forward • Freshman • 6-7 • 245
Boston, MA
Proctor Academy (NH)

35

Potential CAA Rookie of the Year candidate ... Can handle the ball and shoot from the perimeter as well as post up in the lane ... Physically powerful for this point in his career.

High School: Averaged 22 points and 13 rebounds junior year when he led his team to Class B New England Prep School championship ... Named to Class B first team.

Personal: Full name is Jack Laron Jenkins ... Son of Jack Conolly and Valerie Jenkins ... Born October 10, 1983 in Boston, Massachusetts.



TAYLOR MOKRIS
Guard • Freshman • 6-5 • 195
Charlotte, NC
Providence Day


22

Exceptional scorer with nice combination of skills ... Comfortable both in the lane and handling the ball on the perimeter.

High School: Two-time all-state selection ... Three-time all-conference and All-Mecklenburg County selection ... Set school record with more than 1,800 points in his career, averaging 24 points, eight rebounds and four assists per game ... Set Mecklenburg County record with 53 points in a single game ... Participated on 16-and-under national champion Charlotte Royals AAU team ... Also played one year of football at quarterback.

Personal: Full name is Taylor Michael Mokris ... Son of Dr. Jeffrey and Marylee Mokris ... Enjoys watching football ... Plans to major in business ... Born October 31, 1983 in Charlotte, North Carolina.

Newcomers



TOM McLAUGHLIN
Guard • Sophomore • 6-4 • 190
Andover, MA
Andover

3

Transferred to William and Mary over the summer from Princeton ... Will have have three years of eligibility with the Tribe after sitting out this season.


2001-02 (Princeton): Scored 16 points and had nine rebounds in just six games as he battled knee and ankle injuries.

High School: Missed his entire senior season after tearing ACL ... Still ended his career as the school's all-time leading scorer with 1,600 points ... Averaged 28 points and 11 rebounds a game as a junior, 23 points and 10 rebounds as a sophomore and 20 points and eight rebounds as a freshman ... Three-time all-state selection.

Personal: Full name is Tommy John McLaughlin ... Son of Tom and Debbie McLaughlin ... Father played basketball at Massachusetts and in Switzerland and is currently a sports agent ... Brother, Corry, played basketball at Vermont and uncle, Frank, played at Fordham, coached at Harvard (1977-85) and is currently the athletics director at Fordham ... Enjoys running and lifting weights ... Plans to major in business ... Born April 7, 1982 in Amherst, Massachusetts.

McLaughlin's Career Statistics

Yr	G-GS	Min-Avg	FG-A	Pct	3FG-A	Pct	FT-A	Pct	OR-DR	Tot-Avg	PF-FO	A	TO	Bl	St	Pts-Avg
01-02	6-0	28-4.7	6-9	.667	2-4	.500	2-4	.500	3-6	9-1.5	1-0	0	2	2	4	16-2.7



Tribe Underclassmen

Back (L to R): Tom McLaughlin, Steve Sorenson, Nate Loehrke, Thomas Viglianco. **Middle (L to R):** Jack Jenkins, Brian Hutt, Nick D'Antoni. **Front (L to R):** Brett Howell, Taylor Mokris.

2002-03 Opponents



2002-03 Opponents

George Mason

Jan. 25, 2003 • Fairfax, VA • 7:00 PM

Feb. 15, 2003 • Williamsburg, VA • 7:00 PM

General Information

Location Fairfax, VA
Enrollment 24,897
Colors Green and Gold
Conference Colonial Athletic Association
Nickname Patriots
Arena (Capacity) Patriot Center (10,000)
Athletics Director Tom O'Connor (Assumption College, 1968)

Basketball Information

Head Coach Jim Larranaga (Providence, 1971)
Record at George Mason 84-62 (Five seasons)
Overall Record 282-231 (18 seasons)
Assistant Coaches Bill Courtney (Bucknell, 1992)
..... Mike Gillian (North Adams State, 1986)
..... Eric Konkol (Wisconsin-Eau Claire, 2000)
Lettermen Returning/Lost 8/3
Starters Returning/Lost 4/1
2001-02 Record 19-10
2001-02 Conference Record/Finish 13-5/2nd
2001-02 Postseason First Round, NIT

Sports Information

Basketball Contact Carlton White
Office Phone (703) 993-3246
Home Phone (703) 830-8029
Fax (703) 993-3259
Email cwhite3@gmu.edu
Mailing Address MSN 3A5/Sports Info, 4400 Univ Dr, Fairfax, VA 22030
Website www.GMUsports.com

Hampton

Feb. 3, 2003 • Hampton, VA • 7:30 PM

General Information

Location Hampton, VA
Enrollment 5,705
Colors Royal Blue and White
Conference Mid-Eastern Athletic Conference
Nickname Pirates
Arena (Capacity) Hampton University Convocation Center (7,200)
Athletics Director Malcolm "Zeke" Avery (Norfolk State, 1968)

Basketball Information

Head Coach Bobby Collins (Eastern Kentucky, 1991)
Record at Hampton First season
Overall Record First season
Assistant Coaches Ed Huckaby (Toledo)
..... Darrell Bruce (Towson, 1990)
..... Ed Lansford (William and Mary, 1982)
Lettermen Returning/Lost 9/3
Starters Returning/Lost 4/1
2001-02 Record 26-7
2001-02 Conference Record/Finish 17-1/1st
2001-02 Postseason First Round, NCAA

Sports Information

Basketball Contact Jamar Ross
Office Phone (757) 727-5811
Home Phone (757) 871-9475
Fax (757) 727-5813
Email jamar.ross@hamptonu.edu
Mailing Address 194 Holland Hall, Hampton, VA 23668
Website www.hamptonu.edu

2002-03 Schedule

November

22 at Central Michigan 7:30 PM
24 at Southern Illinois 2:30 PM
30 Mississippi 7:00 PM

December

2 Duquesne 7:00 PM
4 at Coppin State 7:30 PM
7 Niagara 7:00 PM
19 at East Carolina 7:00 PM
23 Hartford 7:00 PM
28 at Pittsburgh 4:00 PM

January

2 • Delaware 7:00 PM
4 • Drexel 2:00 PM
8 • at Hofstra 7:00 PM
11 • at Towson 7:00 PM
15 • VA Commonwealth 7:00 PM
18 • at James Madison 2:00 PM
22 • at Old Dominion 7:00 PM
25 • William and Mary 7:00 PM
27 • UNC Wilmington 7:00 PM

February

1 • Towson 7:00 PM
5 • at Delaware 7:30 PM
8 • at VA Commonwealth 7:30 PM
13 • Hofstra 7:30 PM
15 • at William and Mary 7:00 PM
19 • at UNC Wilmington 7:00 PM
22 • James Madison 2:00 PM
24 • Old Dominion 7:00 PM

March

1 • at Drexel 1:00 PM
7-10 CAA Tournament
• CAA Game

2002-03 Schedule

November

25 Western Illinois 7:00 PM
27 Richmond 7:00 PM

December

4 Old Dominion 7:00 PM
7 • Norfolk State 7:00 PM
19 at VA Commonwealth 7:30 PM
28 at Akron 3:00 PM
30 at Ohio State 8:05 PM

January

4 • at MD-Eastern Shore 4:00 PM
6 • at Howard 8:00 PM
8 at Maryland 8:00 PM
11 • Morgan State 4:00 PM
13 • Coppin State 8:00 PM
18 • Florida A&M 4:00 PM
20 • Bethune-Cookman 8:00 PM
25 • at N. Carolina A&T 7:30 PM
27 • at South Carolina St. 8:00 PM

February

1 • Delaware State 4:00 PM
3 William and Mary 7:30 PM
8 • MD-Eastern Shore 4:00 PM
10 • Howard 7:30 PM
15 • at Morgan State 7:30 PM
17 • at Coppin State 7:30 PM
22 • at Florida A&M 4:00 PM
24 • at Bethune-Cookman 8:00 PM

March

1 • North Carolina A&T 4:00 PM
3 • South Carolina State 7:30 PM
8 • at Norfolk State 4:00 PM
10-15 MEAC Tournament
• MEAC Game

2002-03 Opponents

Hofstra

Jan. 22, 2003 • Williamsburg, VA • 7:00 PM

Feb. 8, 2003 • Hempstead, NY • 1:00 PM

General Information

Location Hempstead, NY
Enrollment 13,000
Colors Gold White and Blue
Conference Colonial Athletic Association
Nickname Pride or Flying Dutchmen
Arena (Capacity) Hofstra Arena (5,124)
Athletics Director Harry Royle (Hofstra, 1970)

Basketball Information

Head Coach Tom Pecora (Adelphi, 1983)
Record at Hofstra 12-20 (One season)
Overall Record 12-20 (One season)
Assistant Coaches Tom Parrotta (Fordham, 1988)
..... Van Macon (Southampton, 1994)
..... David Duke (Albany, 1997)
Lettermen Returning/Lost 11/0
Starters Returning/Lost 5/0
2001-02 Record 12-20
2001-02 Conference Record/Finish 5-13/10th
2001-02 Postseason None

Sports Information

Basketball Contact Jeremy Kniffin
Office Phone (516) 463-6759
Home Phone (516) 561-0757
Fax (516) 463-5033
Email athjzk@hofstra.edu
Mailing Address PFC 233, 1000 Fulton Ave, Hempstead, NY 11549
Website www.hofstra.edu/athletics

James Madison

Jan. 29, 2003 • Harrisonburg, VA • 7:00 PM

Mar. 1, 2003 • Williamsburg, VA • 7:00 PM

General Information

Location Harrisonburg, VA
Enrollment 15,200
Colors Purple and Gold
Conference Colonial Athletic Association
Nickname Dukes
Arena (Capacity) JMU Convocation Center (7,156)
Athletics Director Jeff Bourne (Bridgewater, 1981)

Basketball Information

Head Coach Sherman Dillard (James Madison, 1978)
Record at James Madison 73-68 (Five seasons)
Overall Record 102-120 (Eight seasons)
Assistant Coaches Kevin Baggett (St. Joseph's, 1989)
..... Ron Bradley (Eastern Nazarene, 1974)
..... Ben D'Alessandro (Providence, 1995)
Lettermen Returning/Lost 10/3
Starters Returning/Lost 5/0
2001-02 Record 14-15
2001-02 Conference Record/Finish 6-12/9th
2001-02 Postseason None

Sports Information

Basketball Contact Gary Michael
Office Phone (540) 568-6154
Home Phone (540) 337-7310
Fax (540) 568-3703
Email michaelg@jmu.edu
Mailing Address MSC 2303, Harrisonburg, VA 22807
Website www.jmusports.com

2002-03 Schedule

November

22 at Gonzaga 10:00 PM
25 vs. St. Francis (NY) 7:30 PM
30 Lehigh 7:00 PM

December

1 Quinnipiac/TX-San An. 12/2:00 PM
7 Monmouth 1:00 PM
14 at St. John's 2:00 PM
21 at Stony Brook 1:00 PM
23 Manhattan 7:00 PM
28 at St. Peter's 3:00 PM

January

2 • at VA Commonwealth 7:00 PM
4 • at UNC Wilmington 7:00 PM
8 • George Mason 7:00 PM
11 • James Madison 1:00 PM
15 • at Towson 7:00 PM
18 • Old Dominion 1:00 PM
22 • at William and Mary 7:00 PM
25 • at Drexel 7:00 PM
29 • Delaware 7:00 PM

February

1 • at James Madison 7:00 PM
5 • Drexel 7:00 PM
8 • William and Mary 1:00 PM
13 • at George Mason 7:30 PM
15 • UNC Wilmington 2:00 PM
19 • at Delaware 7:30 PM
22 • VA Commonwealth 1:00 PM
26 • Towson 7:00 PM

March

1 • at Old Dominion 7:00 PM
7-10 CAA Tournament
• CAA Game

2002-03 Schedule

November

22 at Furman 7:00 PM
25 at Georgetown 7:30 PM
30 at West Virginia TBA

December

3 La Salle 7:00 PM
5 at Davidson 7:00 PM
7 Akron 7:00 PM
16 Florida Atlantic 7:00 PM
20-22 at San Juan Shootout
30 Appalachian State 7:00 PM

January

2 • Drexel 7:00 PM
4 • Delaware 7:00 PM
8 • at Towson 7:00 PM
11 • at Hofstra 1:00 PM
15 • UNC Wilmington 7:00 PM
18 • George Mason 2:00 PM
22 • at VA Commonwealth 7:30 PM
25 • at Old Dominion 7:00 PM
29 • William and Mary 7:00 PM

February

1 • Hofstra 7:00 PM
5 • at UNC Wilmington 7:00 PM
8 • Old Dominion 7:00 PM
13 • at Delaware 7:30 PM
15 • at Drexel 1:00 PM
19 • Towson 7:00 PM
22 • at George Mason 2:00 PM
26 • VA Commonwealth 7:00 PM

March

1 • at William and Mary 7:00 PM
7-10 at CAA Tournament
• CAA Game

2002-03 Opponents

Liberty

Nov. 26, 2002 • Lynchburg, VA • 9:00 PM

General Information

Location Lynchburg, VA
Enrollment 8,500
Colors Red, White and Blue
Conference Big South
Nickname Flames
Arena (Capacity) Vines Center (8,500)
Athletics Director Kim Graham (Georgetown (KY), 1977)

Basketball Information

Head Coach Randy Dunton (Baptist Bible College, 1984)
Record at Liberty 11-17 (One season)
Overall Record 43-41 (Three seasons)
Assistant Coaches Bob Davis (Midland Lutheran, 1971)
..... Chuck Martin (Willamette, 1981)
Lettermen Returning/Lost 6/6
Starters Returning/Lost 2/4
2001-02 Record 5-25
2001-02 Conference Record/Finish 2-12/8th
2001-02 Postseason None

Sports Information

Basketball Contact Todd Wetmore
Office Phone (434) 582-2292
Home Phone (434) 237-4524
Fax (434) 582-2076
Email twetmore@liberty.edu
Mailing Address 1971 University Blvd, Lynchburg, VA 24502
Website www.liberty.edu/athletics

2002-03 Schedule

November

23 at VMI 2:00 PM
26 William and Mary 9:00 PM
30 at New Hampshire TBA

December

3 American 7:00 PM
7 Western Carolina 7:00 PM
10 VMI 7:00 PM
14 McNeese State 7:00 PM
20 Florida Atlantic 7:00 PM
22 at Iowa TBA
28 at Clemson 4:00 PM
30 at Virginia 7:30 PM

January

2 • Elon 7:00 PM
5 • at UNC Asheville TBA
9 • High Point 7:00 PM
16 • Winthrop 7:00 PM
18 • at Coastal Carolina TBA
20 • at Charleston Southern TBA
25 • Radford 7:00 PM
29 at Birmingham-Southern TBA

February

1 • UNC Asheville 7:00 PM
5 • at Elon TBA
8 • at Winthrop TBA
15 • Charleston Southern 7:00 PM
17 • Coastal Carolina 7:00 PM
22 • Birmingham-Southern 7:00 PM
26 • at High Point TBA

March

1 • at Radford TBA
4, 7-8 Big South Tournament
• Big South Game

Morgan State

Dec. 22, 2002 • Williamsburg, VA • 2:00 PM

General Information

Location Baltimore, MD
Enrollment 6,100
Colors Blue and Orange
Conference Mid-Eastern Athletic Conference
Nickname Bears
Arena (Capacity) Hill Field House (10,000)
Athletics Director Dr. David Y. Thomas (Morgan State, 1972)

Basketball Information

Head Coach Alfred "Butch" Beard (Louisville, 1969)
Record at Morgan State 3-25 (One season)
Overall Record 44-91 (Four seasons)
Assistant Coaches Lamont "Speedy" Pennick
..... Alfred "Butch" Beard III
Lettermen Returning/Lost 5/4
Starters Returning/Lost NA
2001-02 Record 3-25
2001-02 Conference Record/Finish 2-16/NA
2001-02 Postseason None

Sports Information

Basketball Contact Leonard Haynes IV
Office Phone (443) 885-3831
Home Phone NA
Fax (443) 319-3221
Email NA
Mailing Address Hill Field House, Baltimore, MD 21251
Website www.morgan.edu/athletics/sports

2002-03 Schedule

November

23 Loyola 9:15 PM
24 Battle of Baltimore TBA
30 at Fairleigh Dickinson 7:00 PM

December

5 Towson 7:30 PM
7 • Coppin State 7:30 PM
9 Maine 7:00 PM
14 at Virginia Tech 7:00 PM
17 at Canisius 12:00 PM
22 at William and Mary 2:00 PM
27 at Texas A&M CC Tourn. TBA
28 at Texas A&M CC Tourn. TBA

January

4 • South Carolina State 4:00 PM
6 • North Carolina A&T 7:30 PM
11 • at Hampton 4:00 PM
13 • at Norfolk State 8:00 PM
20 • Delaware State 7:30 PM
25 • at Florida A&M 4:00 PM
27 • at Bethune-Cookman 7:30 PM

February

1 • MD-Eastern Shore 4:00 PM
3 • at Howard 8:00 PM
8 • at SC State 6:00 PM
10 • at N Carolina A&T 7:30 PM
15 • Hampton 7:30 PM
17 • Norfolk State 7:30 PM
24 • at Delaware State 7:30 PM

March

1 • Bethune-Cookman 4:00 PM
3 • Florida A&M 7:30 PM
8 • at Coppin State 7:30 PM
10-15 MEAC Tournament
• MEAC Game

2002-03 Opponents

UNC Wilmington

Feb. 24, 2003 • Williamsburg, VA • 7:00 PM

Mar. 3, 2003 • Wilmington, NC • 7:00 PM

General Information

Location Wilmington, NC
Enrollment 10,300
Colors Teal, Gold and Navy Blue
Conference Colonial Athletic Association
Nickname Seahawks
Arena (Capacity) Trask Coliseum
Athletics Director Peg Bradley-Doppes (Mount St. Joseph's, 1979)

Basketball Information

Head Coach Brad Brownell (DePauw, 1991)
Record at UNC Wilmington First season
Overall Record First season
Assistant Coaches Bill Donlon (UNC Wilmington, 1999)
..... Byron Jones (Central Oklahoma, 1993)
..... Marty McGillan (UNC Wilmington, 1990)
Lettermen Returning/Lost 8/3
Starters Returning/Lost 4/1
2001-02 Record 23-10
2001-02 Conference Record/Finish 17-4/1st
2001-02 Postseason Second Round, NCAA Tournament

Sports Information

Basketball Contact Joe Browning
Office Phone (910) 962-3236
Home Phone (910) 799-6058
Fax (910) 962-3686
Email browningj@uncw.edu
Mailing Address 601 South College Road, Wilmington, NC 28403
Website www.uncw.edu/athletics

Old Dominion

Jan. 11, 2003 • Norfolk, VA • 4:00 PM

Feb. 5, 2003 • Williamsburg, VA • 7:00 PM

General Information

Location Norfolk, VA
Enrollment 19,500
Colors Slate Blue, Silver and Light Blue
Conference Colonial Athletic Association
Nickname Monarchs
Arena (Capacity) Constant Convocation Center (8,650)
Athletics Director Dr. Jim Jarrett (SIU-Carbondale, 1959)

Basketball Information

Head Coach Blaine Taylor (Montana, 1981)
Record at Old Dominion 13-16 (One season)
Overall Record 155-81 (Eight seasons)
Assistant Coaches Jim Corrigan (Duke, 1980)
..... Kenny Gattison (Old Dominion, 1986)
..... Rob Wilkes (Stetson, 1993)
Lettermen Returning/Lost 3/5
Starters Returning/Lost 5/0
2001-02 Record 13-16
2001-02 Conference Record/Finish 7-11/T6th
2001-02 Postseason None

Sports Information

Basketball Contact Carol Hudson, Jr.
Office Phone (757) 683-3372
Home Phone (757) 625-2061
Fax (757) 683-3119
Email chudson@odu.edu
Mailing Address Rm 124, Athletic Admin Bldg, Norfolk, VA 23529
Website www.odusports.com

2002-03 Schedule

November

22 at Texas Tech 9:15 PM
26 at Texas San Antonio 8:00 PM
30 East Tennessee State 2:00 PM

December

2 at Fairfield TBA
7 at Dayton TBA
11 Campbell 7:00 PM
21 Texas San Antonio 7:00 PM
23 at Charleston 7:00 PM
30 at Jacksonville 7:00 PM

January

4 • Hofstra 7:00 PM
8 • Old Dominion 7:00 PM
11 • at Drexel 1:00 PM
15 • at James Madison 7:00 PM
18 • at Delaware 7:30 PM
22 • Towson 7:00 PM
25 • at VA Commonwealth 12:00 PM
27 • at George Mason 7:00 PM

February

1 • Drexel 12:00 PM
5 • James Madison 7:00 PM
8 • Delaware 7:00 PM
12 • at Old Dominion 7:00 PM
15 • at Hofstra 2:00 PM
19 • George Mason 7:00 PM
22 • at Towson 7:00 PM
24 • at William and Mary 7:00 PM

March

1 • VA Commonwealth 4:00 PM
3 • William and Mary 7:00 PM
7-10 CAA Tournament
• CAA Game

2002-03 Schedule

November

24 North Carolina 1:00 PM
26 Campbell 7:00 PM

December

1 at Saint Joseph's 2:00 PM
4 at Hampton 7:00 PM
7 East Carolina 7:00 PM
14 MD-Eastern Shore 7:00 PM
20 Dayton 7:00 PM
28 at George Washington 2:00 PM

January

2 • Towson 7:00 PM
4 • at VA Commonwealth 7:30 PM
8 • at UNC Wilmington 7:00 PM
11 • William and Mary 4:00 PM
15 • Delaware 7:00 PM
18 • at Hofstra 1:00 PM
22 • George Mason 7:00 PM
25 • James Madison 7:00 PM
29 • Drexel 7:00 PM

February

1 • VA Commonwealth 7:00 PM
5 • at William and Mary 7:00 PM
8 • at James Madison 7:00 PM
12 • UNC Wilmington 7:00 PM
15 • at Towson 4:00 PM
19 • Drexel 7:00 PM
22 • at Delaware 2:00 PM
24 • at George Mason 7:00 PM

March

1 • Hofstra 7:00 PM
7-10 CAA Tournament
• CAA Game

2002-03 Opponents

Radford

Nov. 24, 2002 • Williamsburg, VA • 2:00 PM

General Information

Location Radford, VA
 Enrollment 9,100
 Colors Red, White and Blue
 Conference Big South
 Nickname Highlanders
 Arena (Capacity) Dedmon Center (5,000)
 Athletics Director Greig Denny

Basketball Information

Head Coach Byron Samuels (UNC Asheville, 1986)
 Record at Radford First season
 Overall Record 17-36 (Two seasons)
 Assistant Coaches Kevin Martin (UNC Asheville, 1999)
 Troy Manns (Virginia Tech, 1996)
 Jeff Brookman (Belmont Abbey, 1998)
 Lettermen Returning/Lost 6/7
 Starters Returning/Lost 1/4
 2001-02 Record 14-15
 2001-02 Conference Record/Finish 9-5/3rd
 2001-02 Postseason None

Sports Information

Basketball Contact Aaron Barter
 Office Phone (540) 831-5211
 Cell Phone (540) 818-1248
 Fax (540) 831-5556
 Email atbarter@radford.edu
 Mailing Address 1 Dedmon Center Drive, Radford, VA 24141
 Website radford.edu/athletics

2002-03 Schedule

November

22 at Richmond 7:30 PM
 24 at William and Mary 2:00 PM
 26 Howard 7:00 PM
 30 North Carolina A&T 4:00 PM

December

3 East Carolina 7:00 PM
 6 at American 7:00 PM
 14 at Marshall 7:30 PM
 21 at Akron 3:00 PM
 23 at Ohio State 8:00 PM
 27 vs. Duquesne 6:00 PM
 28 FIU Tournament 6/8:00 PM

January

2 • Winthrop 7:00 PM
 4 • High Point 7:00 PM
 8 • at Birmingham South 8:00 PM
 11 • UNC Asheville 7:00 PM
 18 • at Char. Southern 7:00 PM
 20 • at Coastal Carolina 7:00 PM
 25 • at Liberty 7:00 PM
 29 • Elon 7:00 PM

February

1 • at High Point 7:00 PM
 5 • at Winthrop 7:00 PM
 12 • at UNC Asheville 7:00 PM
 15 • Coastal Carolina 7:00 PM
 17 • Charleston Southern 7:00 PM
 22 • at Elon 7:00 PM
 24 • Birmingham Southern 7:00 PM

March

1 • Liberty 8:00 PM
 4, 7-8 Big South Tournament
 • Big South Game

Towson

Jan. 4, 2002 • Williamsburg, VA • 7:00 PM

Feb. 12, 2002 • Towson, MD • 7:00 PM

General Information

Location Towson, MD
 Enrollment 16,600
 Colors Gold, White and Black
 Conference Colonial Athletic Association
 Nickname Tigers
 Arena (Capacity) Towson Center (5,000)
 Athletics Director Dr. Wayne Edwards

Basketball Information

Head Coach Michael Hunt (Furman, 1985)
 Record at Towson 11-18 (One season)
 Overall Record 11-18 (One season)
 Assistant Coaches Dino Presley (Kutztown, 1993)
 Mike Longabardi (Frostburg, 1996)
 Bill Cleary (Villanova, 1998)
 Lettermen Returning/Lost 6/3
 Starters Returning/Lost 2/3
 2001-02 Record 11-18
 2001-02 Conference Record/Finish 7-11/7th
 2001-02 Postseason None

Sports Information

Basketball Contact Peter Schlehr
 Office Phone (410) 704-2232
 Home Phone (410) 838-9221
 Fax (410) 704-3861
 Email pschlehr@towson.edu
 Mailing Address 8000 York Road, Towson, MD 21252
 Website www.towsontigers.com

2002-03 Schedule

November

23 vs. UMBC 7:00 PM
 25 vs Loyola/Morgan St 4/7:00 PM
 30 at Georgetown 7:30 PM

December

3 at Rider 7:30 PM
 5 at Morgan State 7:00 PM
 12 MD-Eastern Shore 7:00 PM
 14 Norfolk State 7:00 PM
 22 George Washington 1:00 PM
 30 at Virginia Tech 7:00 PM

January

2 • at Old Dominion 7:00 PM
 4 • at William and Mary 7:00 PM
 8 • James Madison 7:00 PM
 11 • George Mason 7:00 PM
 15 • Hofstra 7:00 PM
 18 • at Drexel 12:00 PM
 22 • at UNC Wilmington 7:00 PM
 25 • at Delaware 7:30 PM
 29 • VA Commonwealth 7:00 PM

February

1 • at George Mason 7:00 PM
 5 • at VA Commonwealth 7:30 PM
 8 • Drexel 7:00 PM
 12 • William and Mary 7:00 PM
 15 • Old Dominion 4:00 PM
 19 • at James Madison 7:00 PM
 22 • UNC Wilmington 7:00 PM
 26 • at Hofstra 7:00 PM

March

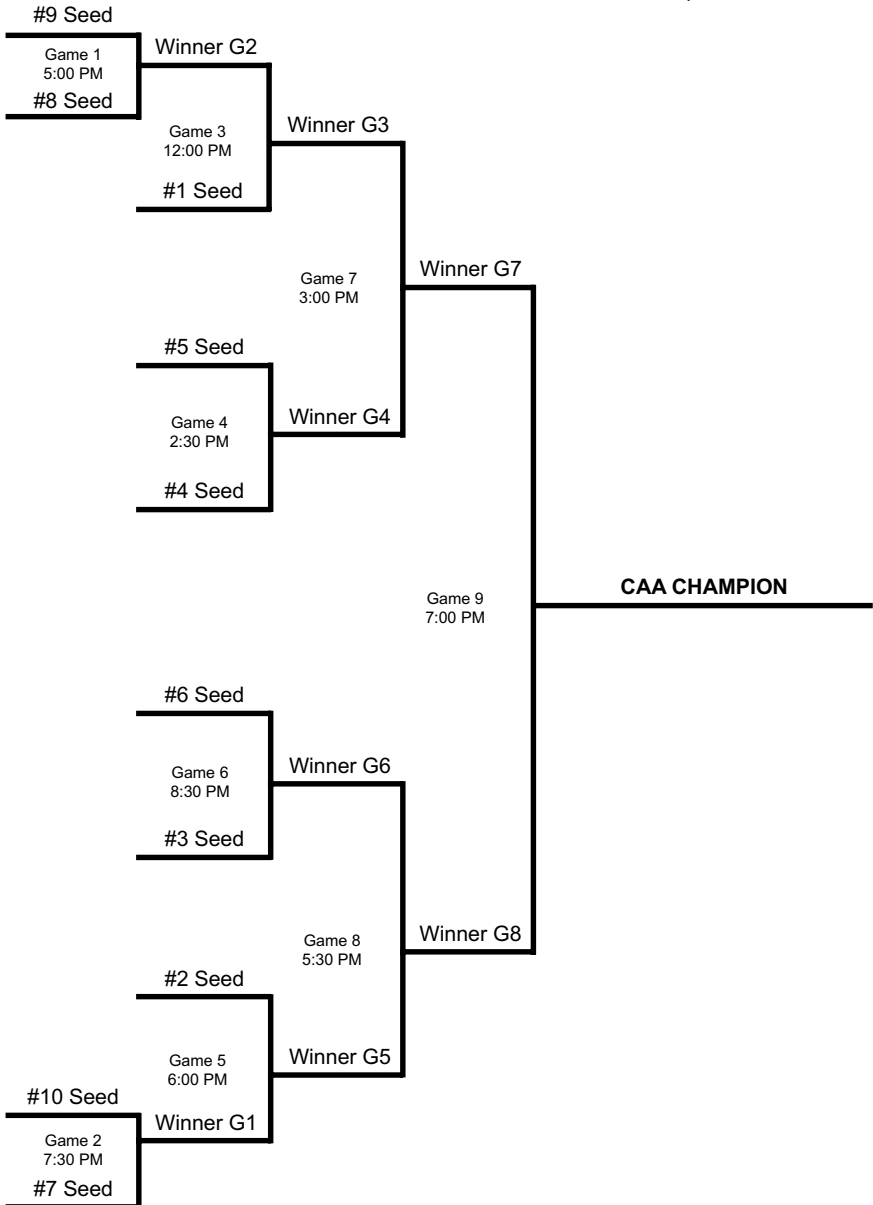
1 • Delaware 7:00 PM
 7-10 CAA Tournament
 • CAA Game

CAA Tournament Bracket

2003 CAA Tournament

March 7-10, 2002

Richmond Coliseum • Richmond, VA



First Round
Friday, Mar. 7

Quarterfinal
Saturday, Mar. 8

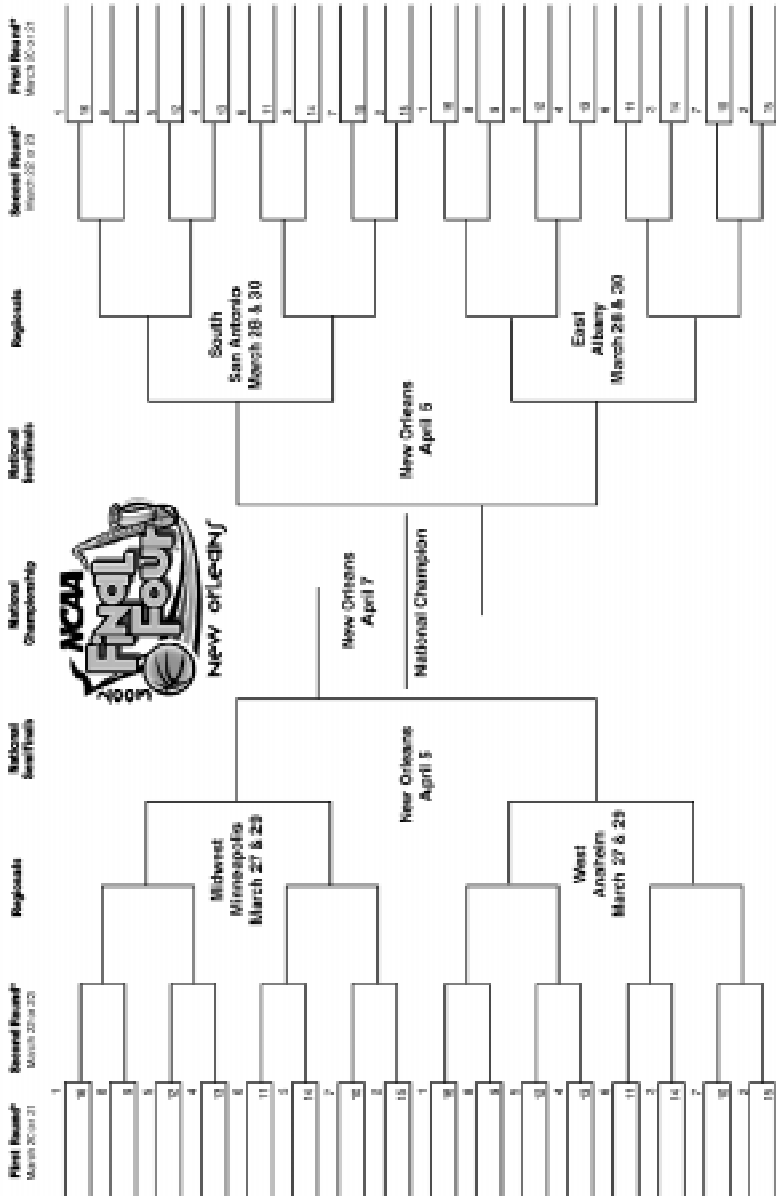
Semifinal
Sunday, Mar. 9

Final
Monday, Mar. 10

NCAA Tournament Bracket



2003 NCAA Division I Men's Basketball Championship





**Colonial Athletic
Association**

Colonial Athletic Association

Boasting a roster of 10 well-respected academic institutions, the Colonial Athletic Association continues to build on a proud history as one of the nation's top collegiate conferences.

With the addition of four new members last year, the CAA's geographic footprint stretches from the shadow of the Statue of Liberty to the beaches of North Carolina. The landscape of the CAA is dotted with major metropolitan areas that include four of the nation's top 25 media markets - New York (1), Philadelphia (4), Washington, D.C. (8) and Baltimore (24).

The CAA showcases the athletic and academic skills of some of the nation's top student-athletes. On the playing field, the conference has produced 15 national team champions in four different sports, 28 individual national champions, 11 national coaches of the year and nine national players of the year. In recent years, the CAA has ranked as the top Division I non-football conference in the Sears Directors Cup standings.

Even more impressive, however, are the honors accumulated away from competition, which include five Rhodes Scholars, 11 NCAA post-graduate scholars and 11 Honda Award winners. In 2001-02, a league-record 975 CAA student-athletes posted at least a 3.2 grade point average while lettering in a varsity sport to garner CAA Scholar-Athlete accolades.

Under the direction of Commissioner Thomas E. Yeager, who has guided the CAA since its inception, the league basked in the national spotlight on December 13, 2000. The University of Delaware, Drexel University, Hofstra University and Towson University were introduced as the conference's newest members during a live tele-

vised press conference from the MCI Center in Washington, D.C. The four new institutions joined George Mason University, James Madison University, University of North Carolina at Wilmington, Old Dominion University, Virginia Commonwealth University and the College of William and Mary, expanding the CAA to 10 members for the first time in its history.

The CAA conducts championships in 21 men's and women's sports, with the addition of women's golf this Spring. Male athletes compete for cham-

pionships in baseball, basketball, cross country, golf, lacrosse, soccer, swimming & diving, tennis, track & field and wrestling. Female athletes battle for conference titles in basketball, cross country, field hockey, golf, lacrosse, soccer, softball, swimming & diving, tennis, track & field and volleyball.

The CAA traces its roots back to 1983 when three of its current members—George Mason, James Madison, and William and Mary—were aligned with East Carolina University, the United States Naval Academy and the University of Richmond as a

Current CAA Lineup

School	Joined CAA
George Mason	1985
James Madison	1985
UNC Wilmington	1985
William and Mary	1985
Old Dominion	1991
VA Commonwealth	1995
Delaware	2001
Drexel	2001
Hofstra	2001
Towson	2001

Colonial Athletic Association

basketball league (ECAC South). During the next two years, the league added 11 sports, acquired two new members (UNC Wilmington and American) and decided to form a new association.

The transformation from ECAC South to CAA took place on June 6, 1985. A "Proclamation of Creation" was signed by representatives of the eight charter institutions and by members of the media assembled for the announcement. By the fall of 1986, the league gained automatic bids to NCAA Championships in men's basketball, soccer, baseball and women's basketball and formed an officials' bureau. Old Dominion became a member of the CAA in 1991-92 and Virginia Commonwealth University joined the conference in 1995-96.

In men's basketball, the CAA has earned a reputation as a "giant killer" in the NCAA Tournament. Since 1981, CAA schools have posted 12 wins over higher-seeded teams, including UNC Wilmington's upset of Southern California last March. Nine of the conference's 10 teams have made at least two NCAA Tournament appearances since 1990.

The tradition is equally as strong in women's basketball, where Old Dominion and James Madison represent two of the top 10 winningest teams in the history of Division I. The Lady Monarchs have captured three national championships (1979, 1980, 1985) and reached the title game in 1997. Last season, ODU advanced to the Elite Eight before falling to eventual national champion Connecticut. JMU made four Sweet 16 appearances between 1986 and 1991.

The conference has also excelled in many other sports. CAA squads have won 10 field hockey national titles since the championship began in 1981, which is not only more than any other conference

but represents nearly half of all titles won. In baseball, the CAA has ranked as one of the nation's top five conferences in four of the past five seasons, with six teams rated among the top 100 in Division I last season. The CAA is annually ranked among the nation's top 10 conferences in men's and women's soccer, and has traditionally sent multiple teams to the NCAA Tournament. The conference finished the 2001-02 campaign with teams ranked among the top 20 nationally in cross country, field hockey, soccer, women's basketball, wrestling, tennis and lacrosse.

From all-star athletes to Nobel prize winning faculty, the CAA takes great pride in producing performers who not only stand out on the playing field, but also in the classroom.

CAA Dominance

Overall, William and Mary has won a total of 67 Colonial Athletic Association championships, nearly 25% of all league titles awarded and far more than any other conference school.

<u>School</u>	<u>CAA Titles</u>
William and Mary	67
James Madison	44
George Mason	36
Old Dominion	33
East Carolina	24
Navy	21
Richmond	19
Virginia Commonwealth	18
UNC Wilmington	11
American	8
Loyola	8
Hofstra	2
Virginia Tech	2

2001-02 CAA Statistics

Final Standings

Team	CAA		Overall	
	Rec.	Pct.	Rec.	Pct.
UNC Wilmington*	14-4	.778	23-10	.697
George Mason	13-5	.722	19-10	.655
VA Commonwealth	11-7	.611	21-11	.656
Drexel	11-7	.611	14-14	.500
Delaware	9-9	.500	14-16	.467
Old Dominion	7-11	.389	13-16	.448
Towson	7-11	.389	11-18	.379
WILLIAM AND MARY	7-11	.389	10-19	.345
James Madison	6-12	.333	14-15	.483
Hofstra	5-13	.278	12-20	.375

*CAA Tournament Champion

Team Statistics

Points Per Game		Points Allowed Per Game	
1. Drexel	72.9	1. UNC Wilmington	61.6
2. Virginia Commonwealth	72.7	2. Old Dominion	66.6
3. James Madison	70.0	3. George Mason	66.7
4. George Mason	69.8	4. Delaware	66.9
5. UNC Wilmington	67.9	5. William and Mary	67.2
6. Old Dominion	67.1	6. Towson	68.4
7. Delaware	66.7	7. Virginia Commonwealth	69.0
8. Hofstra	65.8	8. James Madison	69.2
9. William and Mary	63.0	9. Hofstra	70.3
10. Towson	58.4	10. Drexel	73.3

Field Goal Percentage

1. UNC Wilmington	.435	1. Virginia Commonwealth	.374
2. George Mason	.431	2. Hofstra	.402
3. Virginia Commonwealth	.429	3. UNC Wilmington	.409
4. Towson	.426	4. James Madison	.412
5. James Madison	.421	5. George Mason	.413
6. Delaware	.411	6. Old Dominion	.418
7. Drexel	.410	7. William and Mary	.420
8. Old Dominion	.406	8. Delaware	.426
9. Hofstra	.391	9. Towson	.428
10. William and Mary	.391	10. Drexel	.431

Three-Point Percentage

1. UNC Wilmington	.373	1. Virginia Commonwealth	.301
2. George Mason	.348	2. George Mason	.311
3. James Madison	.339	3. UNC Wilmington	.321
4. Virginia Commonwealth	.338	4. Old Dominion	.325
5. Delaware	.337	5. William and Mary	.327
6. Old Dominion	.335	6. Hofstra	.330
7. Drexel	.322	7. James Madison	.338
8. William and Mary	.320	8. Towson	.339
9. Hofstra	.294	9. Delaware	.351
10. Towson	.287	10. Drexel	.356

Rebounding

1. Hofstra	41.3	1. Delaware	34.6
2. Virginia Commonwealth	40.1	2. UNC Wilmington	34.9
3. Drexel	39.4	3. Old Dominion	35.1
4. James Madison	38.7	4. James Madison	35.1
5. William and Mary	38.2	5. William and Mary	35.2
6. Old Dominion	37.2	6. Towson	36.3
7. Delaware	36.5	7. George Mason	37.2
8. George Mason	36.1	8. Hofstra	37.3
9. UNC Wilmington	34.4	9. Drexel	39.8
10. Towson	34.2	10. Virginia Commonwealth	41.5

2001-02 CAA Awards

All-CAA First Team

Robert Battle, F, Drexel; Brett Blizzard, G, UNC Wilmington; David Fanning, G, James Madison; Domic Jones, G, Virginia Commonwealth; Jesse Young, F, George Mason.

All-CAA Second Team

Rick Apodaca, G, Hofstra; Craig Callahan, F, UNC Wilmington; **Mike Johnson, F, William and Mary**, Ricardo Marsh, F, Old Dominion; Willie Taylor, G/F, Virginia Commonwealth.

All-Rookie Team

Kenny Adeleke, F, Hofstra; Lamar Butler, G, George Mason; **Nick D'Antoni, G, William and Mary**; Phil Goss, G, Drexel, Mike Slattery, G, Delaware.

All-Defensive Team

Brian Allen, G, Towson; Robert Battle, F, Drexel; Brett Blizzard, G, UNC Wilmington; Jon Larranaga, F, George Mason; L.F. Likcholitov, C, Virginia Commonwealth.

All-Academic Team

Dereck Franklin, G, George Mason; Lars Grubler, C, Hofstra; **Adam Hess, F, William and Mary**; Jon Larranaga, F, George Mason; Tim Lyle, F, James Madison.



Mike Johnson was the only senior selected to the CAA first or second team last year.

2001-02 CAA Statistics

Team Statistics

Rebounding Margin

1. Hofstra	+4.0
2. James Madison	+3.6
3. William and Mary	+3.0
4. Old Dominion	+2.1
5. Delaware	+2.0
6. Drexel	-0.4
7. UNC Wilmington	-0.5
8. George Mason	-1.1
9. Virginia Commonwealth	-1.4
10. Towson	-2.1

Free Throw Percentage

1. Delaware	.726
2. Old Dominion	.723
3. George Mason	.704
4. James Madison	.692
5. UNC Wilmington	.689
6. Drexel	.679
7. Hofstra	.673
8. Virginia Commonwealth	.672
9. William and Mary	.641
10. Towson	.619

Assists

1. Drexel	15.7
2. Old Dominion	14.5
3. George Mason	14.2
4. UNC Wilmington	13.7
5. Delaware	13.4
6. Towson	13.2
7. Hofstra	12.8
8. William and Mary	12.3
9. Virginia Commonwealth	12.3
10. James Madison	10.8

Three-Point Field Goals

1. Delaware	7.13
2. Drexel	6.71
3. UNC Wilmington	6.70
4. Virginia Commonwealth	6.59
5. William and Mary	6.38
6. Old Dominion	6.24
7. James Madison	6.00
8. George Mason	5.72
9. Hofstra	4.84
10. Towson	3.24

Blocked Shots

1. Virginia Commonwealth	5.50
2. Drexel	4.82
3. Hofstra	4.81
4. Old Dominion	3.69
5. James Madison	3.62
6. Towson	3.28
7. George Mason	3.17
8. UNC Wilmington	3.15
9. Delaware	2.67
10. William and Mary	1.52

Steals

1. UNC Wilmington	3.15
2. George Mason	7.38
3. Towson	7.21
4. Delaware	7.13
5. Old Dominion	6.90
6. Drexel	6.50
7. Hofstra	6.44
8. William and Mary	6.03
9. Virginia Commonwealth	5.94
10. James Madison	5.34

Offensive Rebounds

1. Hofstra	14.7
2. Drexel	14.4
3. Old Dominion	14.4
4. James Madison	13.7
5. William and Mary	13.3
6. George Mason	12.5
7. Virginia Commonwealth	12.0
8. Delaware	12.0
9. UNC Wilmington	11.3
10. Towson	10.7

Defensive Rebounds

1. Virginia Commonwealth	28.1
2. Hofstra	26.6
3. Drexel	25.0
4. James Madison	25.0
5. William and Mary	24.9
6. Delaware	24.6
7. George Mason	23.7
8. Towson	23.6
9. UNC Wilmington	23.1
10. Old Dominion	22.8

Turnover Margin

1. UNC Wilmington	+3.42
2. Old Dominion	+1.69
3. Drexel	+1.18
4. George Mason	+0.86
5. Delaware	-0.57
6. Virginia Commonwealth	-1.34
7. James Madison	-1.59
8. William and Mary	-2.52
9. Hofstra	-3.66
10. Towson	-4.03

Individual Statistics

Points Per Game

1. D. Fanning, JMU	18.0
2. B. Blizzard, UNCW	17.9
3. R. Apodaca, Hof	17.7
4. W. Taylor, VCU	17.1
5. D. Jones, VCU	16.1
6. R. Marsh, ODU	15.3
7. J. Young, GMU	14.6
8. R. Battle, Drex	14.5
9. R. Wright, ODU	14.1
10. T. Whitworth, Drex	14.1
11. K. Adeleke, Hof	13.5
12. C. Callahan, UNCW	13.1
13. S. Sutton, Tow	12.7
14. A. Willie, VCU	12.5
15. R. Anderson, GMU	12.2
16. M. Ames, Del	12.1
17. M. Johnson, W&M	11.5
18. P. Goss, Drex	11.4
19. J. Larranaga, GMU	11.0
D. Broyles, JMU	11.0

Rebounds Per Game

1. R. Battle, Drex	9.0
2. J. Young, GMU	8.4
3. K. Adeleke, Hof	7.8
4. L.F. Likholitov, VCU	7.7
5. M. Johnson, W&M	7.5
6. R. Marsh, ODU	7.2
7. P. Mitchell, JMU	6.9
8. E. Williams, UNCW	6.7
9. E. Schmieder, Drex	6.2
10. S. Sutton, Tow	6.1

Assists Per Game

1. B. Allen, Tow	5.25
E. Schmieder, Drex	5.25
3. R. Heinen, GMU	4.55
4. W. Souffrant, Hof	4.53
5. T. Nance, ODU	4.21
6. D. Jones, VCU	3.94
7. C. Williams, JMU	3.71
8. R. Apodaca, Hof	3.31
9. A. Rowland, Del	3.27
10. M. Slattery, Del	3.13

Field Goal Percentage

1. R. Battle, Drex	.543
2. R. Marsh, ODU	.503
3. K. Adeleke, Hof	.503
4. J. Young, GMU	.484
5. D. Jones, VCU	.462
6. S. Sutton, Tow	.451
7. M. Ames, Del	.449
8. C. Callahan, UNCW	.444
9. T. Whitworth, Drex	.429
10. A. Willie, VCU	.420

Three-Point Percentage

1. M. Ames, Del	.456
2. B. Blizzard, UNCW	.391
3. L. Butler, GMU	.380
4. R. Anderson, GMU	.375
5. M. Johnson, W&M	.374
6. D. Broyles, JMU	.360
7. W. Taylor, VCU	.354
8. P. Goss, Drex	.354
9. D. Fanning, JMU	.351
10. R. Wright, ODU	.350

2002-03 CAA Composite Schedule

Friday, November 22

Delaware at LaSalle	7:00 PM
James Madison at Furman	7:00 PM
Fordham at William and Mary	7:00 PM
Drexel at Villanova	7:30 PM
George Mason at Central Michigan	7:30 PM
UNC Wilmington at Texas Tech	9:15 PM
Hofstra at Gonzaga	10:00 PM

Saturday, November 23

Towson vs. UMBC (at Morgan State)	7:00 PM
---	---------

Sunday, November 24

North Carolina at Old Dominion	1:00 PM
Radford at William and Mary	2:00 PM
George Mason at Southern Illinois	2:30 PM

Monday, November 25

Towson vs. Loyola/Morgan St (at Morgan St)	4/7:00 PM
Drexel at Pennsylvania	7:00 PM
Hofstra vs. St. Francis (NY) (at Westchester)	7:30 PM
James Madison at Georgetown	7:30 PM

Tuesday, November 26

Campbell at Old Dominion	7:00 PM
UNC Wilmington at Texas-San Antonio	8:00 PM
Virginia Commonwealth at Western Kentucky	8:00 PM
William and Mary at Liberty	9:00 PM

Saturday, November 30

East Tennessee State at UNC Wilmington	2:00 PM
Wagner at Virginia Commonwealth	4:00 PM
William and Mary at East Carolina	7:00 PM
Hofstra vs. Lehigh (Holiday Tournament)	7:00 PM
Drexel at Monmouth	7:00 PM
Mississippi at George Mason	7:00 PM
Towson at Georgetown	7:30 PM
James Madison at West Virginia	TBA

Sunday, December 1

Hofstra vs. Quinnipiac/TX-San An. (Tourn.)	12/2:00 PM
Long Island at Delaware	2:00 PM
Old Dominion at St. Joseph's	2:00 PM

Monday, December 2

Duquesne at George Mason	7:00 PM
UNC Wilmington at Fairfield	7:30 PM

Tuesday, December 3

La Salle at James Madison	7:00 PM
Pennsylvania at Delaware	7:30 PM
Towson at Rider	7:30 PM
North Carolina A&T at Virginia Commonwealth ...	7:30 PM
Drexel at Lafayette	7:30 PM

Wednesday, December 4

Old Dominion at Hampton	7:00 PM
George Mason at Coppin State	7:30 PM

Thursday, December 5

Towson at Morgan State	TBA
James Madison at Davidson	7:00 PM
Florida Atlantic at Virginia Commonwealth	7:30 PM

Saturday, December 7

Monmouth at Hofstra	1:00 PM
Drexel vs. St. Joseph's (at Palestra)	1:00 PM
Akron at James Madison	7:00 PM
Virginia Tech at William and Mary	7:00 PM
Niagara at George Mason	7:00 PM
East Carolina at Old Dominion	7:00 PM

Richmond at Virginia Commonwealth	7:30 PM
UNC Wilmington at Dayton	8:00 PM

Monday, December 9

Delaware at St. Joseph's	7:00 PM
--------------------------------	---------

Wednesday, December 11

Campbell at UNC Wilmington	7:00 PM
----------------------------------	---------

Thursday, December 12

Maryland-Eastern Shore at Towson	7:00 PM
--	---------

Friday, December 14

Hofstra at St. John's (MSG)	2:00 PM
UMES at Old Dominion	7:00 PM
Norfolk State at Towson	7:00 PM
Rider at Delaware	7:30 PM
Virginia Commonwealth at Mississippi	9:00 PM

Saturday, December 15

Drexel at Quinnipiac	12:00 PM
----------------------------	----------

Sunday, December 16

Florida Atlantic at James Madison	7:00 PM
---	---------

Thursday, December 19

UNC Greensboro at Delaware	7:00 PM
George Mason at East Carolina	7:00 PM
Hampton at Virginia Commonwealth	7:30 PM

Friday, December 20

Dayton at Old Dominion	7:00 PM
James Madison vs. Denver at San Juan Shootout	TBA

Saturday, December 21

Delaware at Siena	1:00 PM
Hofstra at Stony Brook	1:00 PM
Drexel at Niagara	4:00 PM
Texas-San Antonio at UNC Wilmington	7:00 PM
Texas Christian at Virginia Commonwealth	7:30 PM
James Madison at San Juan Shootout	TBA

Sunday, December 22

George Washington at Towson	1:00 PM
Morgan State at William and Mary	2:00 PM
James Madison at San Juan Shootout	TBA

Monday, December 23

Hartford at George Mason	7:00 PM
Manhattan at Hofstra	7:00 PM
UNC Wilmington at Charleston	7:00 PM
Colgate at Drexel	7:00 PM

Friday, December 27

Delaware vs. Eastern Wash. (Oneida Classic)	6:00 PM
---	---------

Saturday, December 28

Old Dominion at George Washington	2:00 PM
Hofstra at St. Peter's	3:00 PM
George Mason at Pittsburgh	4:00 PM
Philadelphia at Drexel	4:00 PM
Delaware vs. UWGB/Oral Roberts (at UWGB) ..	6/8:00 PM

Monday, December 30

UNC Wilmington at Jacksonville	7:00 PM
Towson at Virginia Tech	7:00 PM
William and Mary at Campbell	7:00 PM
Appalachian State at James Madison	7:00 PM

Thursday, January 2

• Delaware at George Mason	7:00 PM
----------------------------------	---------

2002-03 CAA Composite Schedule

- Towson at Old Dominion 7:00 PM
- Hofstra at Virginia Commonwealth 7:00 PM
- Charleston Southern at William and Mary 7:00 PM**
- Drexel at James Madison 7:00 PM

Saturday, January 4

- Drexel at George Mason 2:00 PM
- Delaware at James Madison 7:00 PM
- Hofstra at UNC Wilmington 7:00 PM
- **Towson at William and Mary 7:00 PM**
- Old Dominion at Virginia Commonwealth 7:30 PM

Wednesday, January 8

- **Delaware at William and Mary 7:00 PM**
- George Mason at Hofstra 7:00 PM
- James Madison at Towson 7:00 PM
- Old Dominion at UNC Wilmington 7:00 PM
- Drexel at Virginia Commonwealth 7:30 PM

Saturday, January 11

- UNC Wilmington at Drexel 1:00 PM
- James Madison at Hofstra 1:00 PM
- **William and Mary at Old Dominion 4:00 PM**
- George Mason at Towson 7:00 PM
- Virginia Commonwealth at Delaware 7:30 PM

Wednesday, January 15

- Virginia Commonwealth at George Mason 7:00 PM
- Hofstra at Towson 7:00 PM
- UNC Wilmington at James Madison 7:00 PM
- **William and Mary at Drexel 7:00 PM**
- Delaware at Old Dominion 7:00 PM

Saturday, January 18

- Towson at Drexel 12:00 PM
- Old Dominion at Hofstra 1:00 PM
- George Mason at James Madison 2:00 PM
- **VA Commonwealth at William and Mary 7:00 PM**
- UNC Wilmington at Delaware 7:30 PM

Wednesday, January 22

- Towson at UNC Wilmington 7:00 PM
- **Hofstra at William and Mary 7:00 PM**
- George Mason at Old Dominion 7:00 PM
- James Madison at Virginia Commonwealth 7:30 PM

Thursday, January 28

- Drexel at Delaware 7:30 PM

Saturday, January 25

- UNC Wilmington at Virginia Commonwealth 12:00 PM
- Hofstra at Drexel 7:00 PM
- **William and Mary at George Mason 7:00 PM**
- James Madison at Old Dominion 7:00 PM
- Towson at Delaware 7:30 PM

Monday, January 27

- UNC Wilmington at George Mason 7:00 PM

Wednesday, January 29

- Virginia Commonwealth at Towson 7:00 PM
- Delaware at Hofstra 7:00 PM
- Old Dominion at Drexel 7:00 PM
- **William and Mary at James Madison 7:00 PM**

Saturday, February 1

- Drexel at UNC Wilmington 12:00 PM
- Towson at George Mason 7:00 PM
- Hofstra at James Madison 7:00 PM
- Virginia Commonwealth at Old Dominion 7:00 PM
- **William and Mary at Delaware 7:30 PM**

Monday, February 3

- William and Mary at Hampton 7:30 PM**

Wednesday, February 5

- Drexel at Hofstra 7:00 PM
- James Madison at UNC Wilmington 7:00 PM
- **Old Dominion at William and Mary 7:00 PM**
- George Mason at Delaware 7:30 PM
- Towson at Virginia Commonwealth 7:30 PM

Saturday, February 8

- **William and Mary at Hofstra 1:00 PM**
- Drexel at Towson 7:00 PM
- Delaware at UNC Wilmington 7:00 PM
- Old Dominion at James Madison 7:00 PM
- George Mason at Virginia Commonwealth 7:30 PM

Wednesday, February 12

- **William and Mary at Towson 7:00 PM**
- UNC Wilmington at Old Dominion 7:00 PM
- Virginia Commonwealth at Drexel 7:00 PM

Thursday, February 13

- James Madison at Delaware 7:30 PM
- Hofstra at George Mason 7:30 PM

Saturday, February 15

- James Madison at Drexel 1:00 PM
- UNC Wilmington at Hofstra 2:00 PM
- Old Dominion at Towson 4:00 PM
- **George Mason at William and Mary 7:00 PM**
- Delaware at Virginia Commonwealth 7:30 PM

Wednesday, February 19

- George Mason at UNC Wilmington 7:00 PM
- Towson at James Madison 7:00 PM
- Drexel at Old Dominion 7:00 PM
- Hofstra at Delaware 7:30 PM
- **William and Mary at VA Commonwealth 7:30 PM**

Saturday, February 22

- Virginia Commonwealth at Hofstra 1:00 PM
- **Drexel at William and Mary 2:00 PM**
- James Madison at George Mason 2:00 PM
- Old Dominion at Delaware 2:00 PM
- UNC Wilmington at Towson 7:00 PM

Monday, February 24

- Old Dominion at George Mason 7:00 PM
- **UNC Wilmington at William and Mary 7:00 PM**

Wednesday, February 26

- Delaware at Drexel 7:00 PM
- Towson at Hofstra 7:00 PM
- Virginia Commonwealth at James Madison 7:00 PM

Saturday, March 1

- George Mason at Drexel 1:00 PM
- Virginia Commonwealth at UNC Wilmington 4:00 PM
- Delaware at Towson 7:00 PM
- **James Madison at William and Mary 7:00 PM**
- Hofstra at Old Dominion 7:00 PM

Monday, March 3

- **William and Mary at UNC Wilmington 7:00 PM**

- CAA Game

CAA Directory



8625 Patterson Avenue
Richmond, VA 23229
Phone: (804) 754-1616
Fax: (804) 754-1830
www.caasports.com

Commissioner

Tom Yeager

Senior Associate Commissioner/Competition

Jerry Stone jstone@caasports.com

Senior Associate Commissioner/Internal Operations

Kathleen Hallock khallock@caasports.com

Senior Associate Commissioner/External Operations

Tripp Sheppard tsheppard@caasports.com

Assistant Commissioner/Communications

Rob Washburn rwashburn@caasports.com

Assistant Commissioner/Championships

Brooke Martin Ireland bireland@caasports.com

Director of Operations

Joyce Sobey jsobey@caasports.com

Administrative Assistant

Pamela Stone pstone@caasports.com

Internet Intern

Kevin Warner kwerner@caasports.com



Tom Yeager



Rob Washburn



2001-02 Review

2001-02 Season Review

Schedule and Results

Overall: 10-19 **CAA:** 7-11 **Home:** 7-4 **Away:** 2-13 **Neutral:** 1-2

Date	Opponent	Result	Score	Att.	High Points	High Rebounds
11/16/01	at Texas Tech ¹	L	55-75	10,444	13, Carbaugh	7, Johnson 7, Carbaugh 7, D'Antoni
11/17/01	vs. Northern Iowa ¹	L	55-76	4,848	11, Markham 11, Johnson	6, Davis
11/20/01	at High Point	L	57-63	689	12, Markham	8, Rivers 8, Davis
11/24/01	at Char. Southern	W	71-60	376	23, Markham	8, Cope
11/26/01	at The Citadel	L	62-67	1,279	30, D'Antoni	8, Davis
11/28/01	Washington & Lee	W	70-55	2,084	12, Johnson 12, Viglianco	7, Rivers 7, Johnson
11/30/01	at Purdue ²	L	58-75	11,929	13, Markham 13, Viglianco	7, Johnson
12/2/01	vs. Akron ²	W	74-62	11,929	15, Rivers	9, Johnson
12/27/01	at Maryland	L	75-103	14,500	21, Hess	7, Johnson
1/3/02	at George Mason*	L	71-80	1,859	14, Markham 14, Rivers	9, Johnson
1/5/02	Delaware*	W	59-53	2,081	11, Markham	8, Duggins
1/7/02	Drexel*	L	56-58	1,749	11, Viglianco	9, Johnson
1/12/02	VA Commonwealth*	W	92-81	2,423	21, Markham	10, Johnson
1/16/02	UNC Wilmington*	L	56-58	3,400	14, Viglianco 14, Johnson	9, Johnson
1/19/02	at Hofstra*	L	59-68	3,251	15, Johnson	14, Johnson
1/23/02	James Madison*	W	77-59	2,388	15, Hess	11, Johnson
1/26/02	at Old Dominion*	L	52-68	3,668	13, Hess	7, Hess
1/30/02	at Drexel*	L	61-78	1,123	17, Johnson	8, Johnson
2/2/02	Towson*	W	62-45	2,576	17, Hess	9, Johnson
2/4/02	at James Madison*	W	63-58	4,665	11, Johnson	8, Johnson
2/6/02	Hampton	L	59-64	2,324	19, Hess	6, Cope
2/9/02	at Towson*	L	58-61	1,323	18, Johnson	10, Johnson
2/13/02	at UNC Wilmington*	L	58-66	5,421	15, Johnson	12, Hess
2/16/02	Hofstra*	W	61-57	2,238	15, Hess	14, Johnson
2/18/02	George Mason*	W	54-51	2,007	13, Johnson	9, Johnson
2/20/02	at Delaware*	L	72-82	5,000	14, Johnson	9, Johnson
2/23/02	Old Dominion*	L	53-81	2,343	13, Rivers	5, Strohhenn
2/25/02	at VA Commonwealth*	L	60-68	5,039	23, Hess	15, Hess
3/1/02	vs. James Madison ³	L	67-78	2,123	23, Hess	7, Hess

* Colonial Athletic Association game

1-Red Raider Classic (Lubbock, TX)

2-Boilemaker Invitational (West Lafayette, IN)

3-CAA Tournament (Richmond, VA)

Attendance Summary	Games	Totals	Average
Home	11	25,613	2,328
Away	15	70,566	4,704
Neutral	3	18,900	6,300
Total	29	115,079	3,968

2001-02 Season Review

Statistics

All Games

Player	G-GS	Min-Avg	FG-A	Pct	3FG-A	Pct	FT-A	Pct	OR-DR	Tot-Avg	PF-FO	A	TO	Bl	St	Pts-Avg
Mike Johnson	29-26	856-29.5	107-260	.412	52-139	.374	68-94	.723	65-153	218-7.5	62-2	30	39	5	20	334-11.5
Adam Hess	19-16	511-26.9	72-191	.377	19-75	.253	46-65	.708	34-55	89-4.7	52-2	39	42	2	10	209-11.0
Sherman Rivers	29-7	780-26.9	83-210	.395	10-35	.286	51-100	.510	27-76	103-3.6	50-1	64	74	3	32	227-7.8
Nick D'Antoni	29-28	735-25.3	60-182	.330	35-113	.310	46-65	.708	14-50	64-2.2	77-1	79	77	1	29	201-6.9
Reid Markham	29-15	607-20.9	67-161	.416	16-48	.333	45-60	.750	27-43	70-2.4	41-0	40	32	2	13	195-6.7
Tom Strohhahn	29-12	480-16.6	69-156	.442	10-37	.270	29-41	.707	35-66	101-3.5	60-1	19	25	4	14	177-6.1
Zeb Cope	29-10	405-14.0	49-113	.434	1-2	.500	31-55	.564	42-64	106-3.7	54-0	17	36	1	5	130-4.5
Cody Carbaugh	29-10	570-19.7	41-119	.345	17-60	.283	21-29	.724	27-46	73-2.5	54-1	46	30	5	32	120-4.1
Thomas Vigilanco	26-11	330-12.7	35-98	.357	24-60	.400	6-12	.500	16-40	56-2.2	27-0	8	14	1	8	100-3.8
Adam Duggins	29-4	386-13.3	36-91	.396	0-0	.000	31-57	.544	23-54	77-2.7	71-1	15	32	17	6	103-3.6
Bill Davis	15-6	112-7.5	10-25	.400	0-3	.000	2-8	.250	14-20	34-2.3	25-0	0	9	2	4	22-1.5
Steve Sorenson	4-0	19-4.8	1-3	.333	0-2	.000	2-2	1.000	1-1	2-0.5	4-0	0	1	0	0	4-1.0
Jonathan Lee	7-0	9-1.3	2-8	.250	1-5	.200	0-2	.000	1-1	2-0.3	1-0	0	1	1	2	5-0.7
TEAM									61-52	113-3.9	1		12			
Total	29		632-1617	.391	185-579	.320	378-590	.641	387-721	1108-38.2	579-9	357	424	44	175	1827-63.0
Opponents	29		665-1583	.420	174-532	.327	446-642	.695	306-714	1020-35.2	532	394	351	127	187	1950-67.2

Score by Periods	1	2	Total	Deadball Rebounds	Off.	Def.	Total
William and Mary	879	948	1827	William and Mary	93	8	101
Opponents	910	1040	1950	Opponents	81	5	86

CAA Games

Player	G-GS	Min-Avg	FG-A	Pct	3FG-A	Pct	FT-A	Pct	OR-DR	Tot-Avg	PF-FO	A	TO	Bl	St	Pts-Avg
Mike Johnson	18-18	571-31.7	71-173	.410	35-93	.376	44-61	.721	48-105	153-8.5	39-1	18	25	3	13	221-12.3
Adam Hess	16-13	408-25.5	48-144	.333	12-51	.235	38-52	.731	30-44	74-4.6	42-2	33	33	2	10	146-9.1
Sherman Rivers	18-0	488-27.1	59-131	.450	8-21	.381	32-61	.525	14-45	59-3.3	27-0	41	46	1	23	158-8.8
Tom Strohhahn	18-11	307-17.1	47-104	.452	8-27	.296	15-19	.789	20-49	69-3.8	41-1	16	12	2	10	117-6.5
Nick D'Antoni	18-18	418-23.2	30-101	.297	20-65	.308	26-40	.650	10-27	37-2.1	45-0	46	40	1	13	106-5.9
Reid Markham	18-11	368-20.4	37-100	.370	4-24	.167	28-38	.737	19-28	47-2.6	25-0	24	22	2	8	106-5.9
Thomas Vigilanco	16-5	201-12.6	22-59	.373	16-42	.381	3-9	.333	11-22	33-2.1	14-0	5	8	1	6	63-3.9
Adam Duggins	18-0	232-12.9	25-60	.417	0-0	.000	20-37	.541	17-34	51-2.8	40-0	11	19	13	4	70-3.9
Zeb Cope	18-7	254-14.1	22-65	.338	0-0	.000	22-34	.647	22-33	55-3.1	35-0	12	21	1	3	66-3.7
Cody Carbaugh	18-7	332-18.4	23-69	.333	10-34	.294	8-10	.800	12-35	47-2.6	34-1	26	14	3	17	64-3.6
Jonathan Lee	3-0	5-1.7	2-7	.286	1-4	.250	0-0	.000	0-1	1-0.3	0-0	0	1	0	2	5-1.7
Bill Davis	6-0	16-2.7	1-4	.250	0-1	.000	0-0	.000	1-2	3-0.5	4-0	0	0	0	0	2-0.3
TEAM									44-39	83-4.6	1		8			
Total	18		387-1017	.381	114-362	.315	236-361	.654	248-464	712-39.6	347-5	232	249	29	109	1124-62.4
Opponents	18		407-994	.409	101-325	.311	257-373	.689	186-450	636-35.3	324	247	201	83	110	1172-65.1

Score by Periods	1	2	Total	Deadball Rebounds	Off.	Def.	Total
William and Mary	547	577	1124	William and Mary	56	5	61
Opponents	545	627	1172	Opponents	49	0	49

Miscellaneous Statistics

Point Differential

	1	2	3	4	5	6	7	8	9	10	11	12	13	14	15	16	17	18	19	20	21+
Wins			1	1	1	1					2	1			1		1	1			
Losses		2	1		2	1		2	2	1	1		1			1	1				3

Scoring

Double-Figure Games: 74 (Johnson 21, Hess 10, Rivers 10, Markham 8, D'Antoni 6, Carbaugh 5, Strohhahn 5, Vigilanco 4, Cope 3, Duggins 2).

20-Point Games: 6 (Hess 3, Markham 2, D'Antoni).

30-Point Games: 1 (D'Antoni).

Team Leader: Johnson 10, Hess 8, Markham 7, Vigilanco 4, Rivers 3, Carbaugh, D'Antoni.

Rebounding

Double-Figure Games: 7 (Johnson 5, Hess 2).

Team Leader: Johnson 18, Hess 4, Davis 3, Cope 2, Rivers 2, Carbaugh, D'Antoni, Duggins, Strohhahn.

Assists

Team Leader: D'Antoni 13, Rivers 8, Carbaugh 7, Markham 6, Hess 5, Johnson 2, Cope, Duggins, Strohhahn, Vigilanco

2001-02 Season Review

Team Highs and Lows

	William and Mary Highs		Opponent Highs
Points	92 VCU (1/12/02)	103	at Maryland (12/27/01)
Field Goals	30 at Maryland (12/27/01)	34	at Maryland (12/27/01)
Field Goal Att.	71 at Maryland (12/27/01)	72	VCU (1/12/02)
Field Goal Pct.	.519 (28-54) VCU (1/12/02)	.564 (22-39)	at Towson (2/9/02)
3-Pt. FG	12 at UNC Wilmington (2/13/02)	13	at Maryland (12/27/01)
3-Pt. FGA	35 at Maryland (12/27/01)	33	VCU (1/12/02)
3-Pt FG Pct.	.583 (7-12) at Char. Southern (11/24/01)	.542 (13-24)	at Maryland (12/27/01)
Free Throws	28 VCU (1/12/02)	32	at George Mason (1/3/02)
Free Throws Att.	37 James Madison (1/23/02)	42	at George Mason (1/3/02)
Free Throw Pct.	.824 (28-34) VCU (1/12/02)	.889 (24-27)	at VCU (2/25/02)
Rebounds	48 at VCU (2/25/02)	47	Drexel (1/7/02)
	48 at George Mason (1/3/02)		
Assists	21 Towson (2/2/02)	28	at Maryland (12/27/01)
Steals	11 Towson (2/2/02)	12	at Maryland (12/27/01)
Blocked Shots	5 Drexel (1/7/02)	13	at Hofstra (1/19/02)
Turnovers	23 at UNC Wilmington (2/13/02)	22	Wash. & Lee (11/28/01)
Fouls	32 at George Mason (1/3/02)	29	VCU (1/12/02)

	William and Mary Lows		Opponent Lows
Points	52 at Old Dominion (1/26/02)	45	Towson (2/2/02)
Field Goals	17 Old Dominion (2/23/02)	17	George Mason (2/18/02)
	17 at Old Dominion (1/26/02)		
Field Goal Att.	39 at Char. Southern (11/24/01)	39	at Towson (2/9/02)
Field Goal Pct.	.288 (17-59) Old Dominion (2/23/02)	.323 (21-65)	Drexel (1/7/02)
	.288 (17-59) at Old Dominion (1/26/02)		
3-Pt. FG	3 Three times	1	Towson (2/2/02)
3-Pt. FGA	10 Delaware (1/5/02)	9	at Towson (2/9/02)
3-Pt FG Pct.	.130 (3-23) at George Mason (1/3/02)	.077 (1-13)	Towson (2/2/02)
Free Throws	1 UNC Wilmington (1/16/02)	4	Delaware (1/5/02)
Free Throws Att.	2 UNC Wilmington (1/16/02)	7	Delaware (1/5/02)
Free Throw Pct.	.286 (2-7) at Purdue (11/30/01)	.533 (8-15)	Towson (2/2/02)
Rebounds	26 at James Madison (2/4/02)	20	at UNCW (2/13/02)
	26 Hampton (2/6/02)	20	at Towson (2/9/02)
Assists	5 at High Point (11/20/01)	6	at James Madison (2/4/02)
Steals	3 Three times	0	Drexel (1/7/02)
Blocked Shots	0 Six times	0	Wash. & Lee (11/28/01)
Turnovers	6 Drexel (1/7/02)	6	at UNCW (2/13/02)
Fouls	13 Drexel (1/7/02)	8	at UNCW (2/13/02)

W&M Individual Game Highs

Points	30	Nick D'Antoni at The Citadel (11/26/01)
Field Goals	11	Nick D'Antoni at The Citadel (11/26/01)
Field Goal Attempts	19	Adam Hess at Virginia Commonwealth (2/25/02)
Field Goal Pct. (min. 5 made)	1.000 (7-7)	Zeb Cope at Maryland (12/27/01)
Three-Point Field Goals	6	Nick D'Antoni at The Citadel (11/26/01)
Three-Point Field Goal Attempts	10	Adam Hess at Maryland (12/27/01)
	10	Mike Johnson at Maryland (12/27/01)
Three-Point FG Pct. (min. 2 made)	1.000 (2-2)	Many
Free Throws	9	Adam Hess at Virginia Commonwealth (2/25/02)
Free Throw Attempts	11	Adam Hess at Virginia Commonwealth (2/25/02)
Free Throw Pct. (min. 3 made)	1.000 (6-6)	Reid Markham vs. Virginia Commonwealth (1/12/02)
	1.000 (5-5)	Reid Markham at Charleston Southern (11/24/01)
Rebounds	15	Adam Hess at Virginia Commonwealth (2/25/02)
Assists	7	Nick D'Antoni vs. UNC Wilmington (1/16/02)
	7	Cody Carbaugh vs. Washington & Lee (11/28/01)
Steals	4	Cody Carbaugh vs. Delaware (1/5/02)
Blocked Shots	3	Adam Duggins vs. Delaware (1/5/02)

2001-02 Season Review

Game 1

Texas Tech 75, William and Mary 55
November 16, 2001 • Lubbock, Texas

William and Mary (0-1)

	fg-a	3fg-a	ft-a	or-tr	pf	tp	a	to	b	s	m
Carbaugh, f	5-9	2-5	1-2	4-7	3	13	2	4	0	3	32
Johnson, f	3-9	2-4	0-0	3-7	5	8	2	1	0	0	30
Duggins, c	2-12	0-0	1-2	3-6	4	5	0	1	0	1	21
Rivers, g	4-9	1-1	1-4	3-5	2	10	5	2	0	1	34
D'Antoni, g	3-8	0-1	3-4	2-7	2	9	3	8	0	1	34
Strohbeh	0-2	0-0	0-0	1-2	2	0	0	1	0	0	9
Davis	0-0	0-0	0-0	0-0	1	0	0	0	0	0	4
Markham	1-6	0-2	0-0	0-0	0	2	0	0	0	2	12
Viglianco	0-4	0-1	0-0	0-1	1	0	0	0	0	0	7
Cope	4-8	0-0	0-2	2-5	1	8	2	2	0	0	17
TEAM				1-2							
Totals	22-67	5-14	6-14	19-42	21	55	14	19	0	8	200

Texas Tech (1-0)

	fg-a	3fg-a	ft-a	or-tr	pf	tp	a	to	b	s	m
Emmett, f	5-12	0-1	2-5	2-5	1	12	3	5	0	3	38
Powell, f	6-12	1-3	4-4	2-8	3	17	1	1	1	2	37
Ellis, c	6-10	1-2	6-7	3-8	4	19	1	2	2	0	32
Chavis, g	0-2	0-1	0-0	0-2	0	0	0	0	0	0	9
Ross, g	3-4	0-0	1-2	0-2	3	7	1	2	0	0	21
Shrophire	1-2	1-1	0-0	0-1	1	3	2	0	0	0	8
Doudney	5-9	3-6	0-5	0-3	2	13	5	0	0	0	29
Marshall	2-4	0-0	0-1	2-7	0	4	6	1	3	4	19
Cassidy	0-0	0-0	0-0	0-0	0	0	0	0	0	0	1
Valdez	0-0	0-0	0-0	0-0	0	0	0	1	1	0	2
Arenas	0-0	0-0	0-0	0-0	2	0	0	2	0	0	1
Michalec	0-0	0-0	0-0	1-2	1	0	0	1	0	0	3
TEAM				1-2							
Totals	28-55	6-14	13-24	11-40	19	75	19	16	7	9	200

Halftime: TT 43-27. FG%: W&M .328, TT .509. 3FG%: W&M .357, TT .429. FT%: W&M .429, TT .542. Officials: Gerry Pollard, Bill Kennedy, Kelly Self. Attendance: 10,444.

Game 2

Northern Iowa 76, William and Mary 55
November 17, 2001 • Lubbock, Texas

Northern Iowa (1-1)

	fg-a	3fg-a	ft-a	or-tr	pf	tp	a	to	b	s	m
Middendorf, f	4-10	0-4	1-2	3-7	3	9	2	0	0	1	36
Gruber, c	4-7	0-0	0-0	2-3	4	8	3	2	0	2	21
Smith, g	4-6	4-5	5-6	0-1	2	17	1	3	0	2	31
Sieverding, g	2-9	0-6	15-19	0-3	2	19	0	2	0	0	28
Foster, g	5-9	4-5	1-1	0-4	2	15	8	1	0	5	36
Bennett	1-2	0-0	2-2	0-2	3	4	1	1	0	0	18
Morariu	0-1	0-0	0-0	0-1	3	0	0	0	0	0	6
Wright	0-0	0-0	0-0	0-0	0	0	0	0	0	0	6
Paulsen	0-0	0-0	0-0	0-1	0	0	0	0	0	0	1
Anderson	2-5	0-0	0-0	0-3	1	4	1	0	1	1	17
TEAM				2-3							
Totals	22-49	8-20	24-30	7-28	20	76	16	9	1	11	200

William and Mary (0-2)

	fg-a	3fg-a	ft-a	or-tr	pf	tp	a	to	b	s	m
Johnson, f	3-7	1-3	4-6	1-3	2	11	0	1	0	1	26
Duggins, c	2-2	0-0	1-2	0-0	4	5	1	0	0	0	19
Rivers, g	2-10	0-4	1-5	1-5	2	5	2	3	0	0	33
D'Antoni, g	2-7	1-5	0-0	0-3	4	5	3	4	0	0	27
Carbaugh, g	1-5	0-2	1-2	2-4	2	3	4	4	0	2	30
Lee	0-0	0-0	0-0	0-0	0	0	0	0	0	0	1
Strohbeh	3-5	0-1	0-0	2-3	2	6	0	3	0	0	10
Davis	0-3	0-0	2-3	2-6	2	2	0	1	1	1	8
Markham	4-4	2-2	1-2	1-3	4	11	0	1	0	0	25
Viglianco	1-2	0-0	1-1	0-1	2	3	0	0	0	0	9
Sorenson	0-1	0-1	0-0	0-0	0	0	0	0	0	0	4
Cope	2-3	0-0	0-2	2-4	0	4	0	1	0	0	8
TEAM				3-4							
Totals	20-49	4-18	11-23	14-36	24	55	10	18	1	4	200

Halftime: UNI 32-27. FG%: W&M .408, UNI .449. 3FG%: W&M .222, UNI .400. FT%: W&M .478, UNI .800. Officials: Gerry Pollard, Bill Kennedy, Kelly Self. Attendance: 4,848.

Game 3

High Point 63, William and Mary 57
November 20, 2001 • High Point, North Carolina

William and Mary (0-3)

	fg-a	3fg-a	ft-a	or-tr	pf	tp	a	to	b	s	m
Johnson, f	4-9	0-5	3-5	1-6	2	11	0	1	0	0	25
Duggins, c	1-3	0-0	1-2	0-2	5	3	0	1	1	0	19
Rivers, g	2-10	0-2	2-4	1-8	3	6	0	5	1	1	32
D'Antoni, g	2-10	1-7	4-4	0-1	2	9	4	1	0	1	31
Carbaugh, g	0-2	0-0	0-0	1-1	1	0	0	2	0	0	19
Strohbeh	4-6	0-1	1-5	2-7	4	9	0	0	0	1	31
Davis	2-3	0-0	0-0	6-8	3	4	0	0	0	0	16
Markham	4-7	1-3	3-3	1-3	2	12	1	1	0	0	28
Cope	1-2	1-1	0-2	0-1	1	3	0	0	0	0	9
TEAM				1-4							
Totals	20-52	3-19	14-25	13-44	23	57	5	12	2	3	200

High Point (1-1)

	fg-a	3fg-a	ft-a	or-tr	pf	tp	a	to	b	s	m
Van W'zen f	4-10	1-6	1-2	1-10	3	10	2	2	0	1	35
Halsch f	2-6	0-0	0-0	2-7	2	4	2	1	0	1	29
Wallace c	2-5	0-0	0-0	3-6	3-3	4	7	2	3	0	27
Knight g	2-14	1-5	4-7	0-2	3	9	0	3	0	0	35
Alves g	5-9	1-3	3-4	2-3	4	14	1	0	0	2	29
Cornette	2-6	1-4	0-0	1-2	2	5	1	1	0	0	15
Barrow	4-5	0-0	4-6	1-3	2	12	1	0	1	0	25
Stonehocker	1-1	0-0	0-0	0-0	2	2	0	0	0	0	5
TEAM				2-7							
Totals	22-56	4-18	15-25	12-38	22	63	9	10	1	5	200

Halftime: HP 36-32. FG%: W&M .385, HP .393. 3FG%: W&M .158, HP .222. FT%: W&M .560, HP .600. Officials: Duke Edsall, Roger Ayers, Brian Kersey. Attendance: 689.



The Tribe tipped off the 2001-02 season against Texas Tech and Bob Knight in the Red Raider Classic.

2001-02 Season Review

Game 4

William and Mary 71, Charleston Southern 60
November 24, 2001 • Charleston, South Carolina

William and Mary (1-3)

	fg-a	3fg-a	ft-a	or-tr	pf	tp	a	to	b	s	m
Davis f	1-2	0-0	0-0	1-1	2	2	0	1	0	1	9
Viglianco f	2-5	2-2	0-0	0-0	0	6	1	1	0	0	11
Cope f	4-8	0-0	0-0	3-8	2	8	2	0	0	1	25
D'Antoni g	1-3	1-2	6-8	0-2	3	9	0	2	0	0	25
Markham g	7-11	4-6	5-5	0-3	0	23	3	4	0	0	37
Rivers	0-2	0-0	2-2	0-0	1	2	0	1	1	1	16
Strohbehn	0-0	0-0	3-4	0-0	0	3	1	2	1	0	17
Carbaugh	2-5	0-2	5-6	2-3	1	9	0	0	0	3	28
Johnson	3-3	0-0	1-2	1-5	4	7	1	1	0	0	13
Duggins	0-0	0-0	2-6	1-3	3	2	0	2	1	0	19
TEAM				1-2							
Totals	20-39	7-12	24-33	9-27	16	71	6	16	3	6	200

Charleston Southern (1-2)

	fg-a	3fg-a	ft-a	or-tr	pf	tp	a	to	b	s	m
K. War'ski f	0-2	0-1	0-0	1-3	3	0	2	1	0	0	15
Pejovic c	3-5	1-2	0-0	3-5	4	7	0	1	0	0	19
O'Neil g	0-5	0-4	0-1	0-2	4	0	6	3	0	3	33
Granger g	5-14	2-6	2-2	1-1	1	14	2	3	0	3	34
Seegers g	4-12	1-6	0-0	1-5	4	9	2	2	0	0	30
Drafts	0-1	0-1	0-0	0-1	1	0	0	1	0	0	7
Mandic	1-2	1-2	0-0	0-0	0	3	0	0	0	0	6
Williams	3-3	0-0	1-2	1-1	3	7	0	0	0	0	6
Coe	1-2	1-1	1-2	2-3	1	4	0	1	0	0	10
White	4-4	0-0	0-0	1-3	1	8	0	2	2	0	21
C War'ski	3-4	0-0	2-2	3-3	1	8	0	2	0	0	19
TEAM				2-2							
Totals	24-54	6-23	6-9	15-29	23	60	12	18	2	6	200

Halftime: Tie 32-32. **FG%:** W&M .513, CSU .444. **3FG%:** W&M .583, CSU .261. **FT%:** W&M .727, CSU .667. **Officials:** Mark Schaar, Jerry Heater, Brian Forte. **Technical Fouls:** Bench (CSU). **Attendance:** 376.

Game 5

The Citadel 67, William and Mary 62
November 26, 2001 • Charleston, South Carolina

William and Mary (1-4)

	fg-a	3fg-a	ft-a	or-tr	pf	tp	a	to	b	s	m
Cope f	0-4	0-1	0-0	0-5	1	0	0	1	0	0	13
Davis f	3-7	0-1	0-2	3-8	4	6	0	1	0	1	18
Viglianco f	0-1	0-1	0-0	0-0	0	0	0	0	0	1	6
D'Antoni g	11-16	6-9	2-2	1-2	3	30	5	0	3	3	39
Markham g	1-7	1-3	0-0	1-2	2	3	3	0	0	0	30
Rivers	0-2	0-0	0-0	1-5	1	0	1	3	0	0	19
Strohbehn	0-3	0-0	3-4	0-2	0	3	0	0	0	0	14
Carbaugh	0-3	0-1	0-0	0-0	3	0	1	1	0	0	25
Johnson	4-10	3-7	2-4	2-6	2	13	1	0	0	0	23
Duggins	3-3	0-0	1-2	0-4	3	7	0	2	1	1	13
TEAM				3-5							
Totals	22-56	10-23	8-14	11-39	19	62	6	14	1	6	200

The Citadel (2-1)

	fg-a	3fg-a	ft-a	or-tr	pf	tp	a	to	b	s	m
Joseph f	5-9	1-2	4-4	0-5	0	15	1	3	0	1	24
Washburn f	5-12	0-0	4-5	2-10	0	14	2	1	2	1	35
Jones c	1-4	0-0	2-2	2-5	1	4	0	0	2	0	20
Wilson g	1-4	1-4	0-0	0-0	1	3	1	2	0	1	17
Cantrell g	5-11	4-8	6-6	1-3	2	20	3	0	0	1	36
Krywonis	0-1	0-0	0-0	0-0	5	0	0	0	0	0	14
Milford	2-4	0-2	0-1	0-0	0	4	0	0	0	2	16
Mombollet	1-2	0-0	0-0	0-1	1	2	0	1	0	0	9
Wormley	1-2	1-2	0-0	0-3	1	3	0	0	1	0	8
Tobias	0-0	0-0	0-0	1-1	0	0	0	0	0	0	0+
Puckett	1-6	0-4	0-2	1-4	1	2	4	2	1	1	21
TEAM				0-2							
Totals	22-55	7-22	16-20	7-34	12	67	11	9	6	7	200

Halftime: W&M 30-29. **FG%:** W&M .393, Cit. .400. **3FG%:** W&M .435, Cit. .318. **FT%:** W&M .571, Cit. .800. **Officials:** Reggie Cofer, Kerl Hess, Mark Chafin. **Attendance:** 1,279.

Game 6

William and Mary 70, Washington & Lee 55
November 28, 2001 • Williamsburg, Virginia

Washington & Lee (2-3)

	fg-a	3fg-a	ft-a	or-tr	pf	tp	a	to	b	s	m
Hettmann f	3-5	0-0	5-7	3-8	3	11	1	5	0	4	29
McAlister f	0-3	0-0	0-2	0-1	5	0	3	2	0	0	20
Franceski c	3-5	0-0	1-2	3-4	1	7	0	1	0	1	25
Crawford g	4-9	1-1	0-0	0-2	3	9	2	4	0	0	25
McClure g	1-5	0-3	0-0	0-2	2	2	0	2	0	0	23
Denbow	2-2	2-2	0-0	1-1	3	6	1	2	0	3	18
Stuart	6-11	3-7	2-2	1-2	1	17	1	1	0	1	28
Freeman	0-4	0-2	0-0	0-0	2	0	0	0	1	0	12
Warren	1-3	1-3	0-0	1-2	1	3	1	1	0	0	7
Jones	0-2	0-0	0-0	2-5	2	0	0	1	0	0	13
TEAM				1-4							
Totals	20-49	7-19	8-13	12-31	23	55	9	22	0	9	200

William and Mary (2-4)

	fg-a	3fg-a	ft-a	or-tr	pf	tp	a	to	b	s	m
Davis f	0-1	0-1	0-0	0-1	3	0	0	2	0	0	6
Viglianco f	4-9	2-4	2-2	3-5	3	12	0	1	0	1	24
Duggins c	1-2	0-0	3-4	0-0	5	0	2	0	0	0	11
D'Antoni g	2-6	1-4	1-2	1-3	2	6	1	1	0	2	18
Markham g	1-4	0-1	4-6	1-2	1	6	2	1	0	2	17
Rivers	3-11	1-1	4-8	3-7	2	11	3	3	0	3	32
Lee	0-0	0-0	0-0	0-0	0	0	0	0	0	0	1
Strohbehn	3-3	0-0	1-1	1-2	1	7	0	1	0	0	16
Carbaugh	2-5	0-2	1-2	1-3	5	7	1	1	1	1	27
Johnson	4-7	2-2	2-2	3-7	0	12	1	2	2	0	25
Sorenson	0-1	0-1	2-2	1-1	3	2	0	1	0	0	11
Cope	1-3	0-0	2-3	4-5	2	4	0	4	0	0	12
TEAM				1-3							
Totals	21-52	6-16	22-32	19-39	20	70	14	19	3	9	200

Halftime: W&M 31-21. **FG%:** W&M .404, W&L .408. **3FG%:** W&M .375, W&L .368. **FT%:** W&M .688, W&L .615. **Officials:** Alan Spainhour, Kelly Lombard, Joey Caruthers. **Attendance:** 2,084.

Game 7

Purdue 75, William and Mary 58
November 30, 2001 • West Lafayette, Indiana

William and Mary (2-5)

	fg-a	3fg-a	ft-a	or-tr	pf	tp	a	to	b	s	m
Davis f	0-0	0-0	0-2	0-3	2	0	0	1	0	1	13
Viglianco f	5-8	3-5	0-0	2-4	4	13	0	3	0	0	29
Johnson f	4-11	2-7	1-2	0-7	1	11	1	1	0	2	29
Rivers g	3-6	0-0	1-3	0-0	3	7	4	3	0	0	25
D'Antoni g	1-5	1-2	0-0	0-1	4	3	5	3	0	1	29
Cope	0-0	0-0	0-0	0-3	1	0	1	2	0	0	7
Strohbehn	2-7	1-3	0-0	1-1	2	5	0	3	0	0	16
Markham	6-7	1-1	0-0	3-4	1	13	2	0	0	0	24
Carbaugh	1-4	0-0	0-0	3-3	2	2	0	2	0	0	13
Duggins	1-4	0-0	0-0	0-1	4	2	1	2	0	0	13
Sorenson	1-1	0-0	0-0	0-0	1	2	0	0	0	0	2
TEAM				2-4							
Totals	24-53	8-18	2-7	11-31	25	58	14	21	0	4	200

Purdue (3-2)

	fg-a	3fg-a	ft-a	or-tr	pf	tp	a	to	b	s	m
Smith f	5-8	3-4	4-4	4-9	0	17	1	3	1	0	32
Kilgore f	4-10	3-5	0-0	1-2	1	11	3	1	0	0	22
Allison c	4-6	0-0	4-6	2-6	3	12	0	4	1	0	17
Parkinson g	3-5	1-2	1-2	1-2	2	8	4	0	0	1	23
Lewis g	1-7	0-4	5-6	2-3	1	7	2	0	0	1	24
Deane	1-5	1-4	1-2	0-1	0	4	2	2	0	2	22

2001-02 Season Review

Game 8

William and Mary 74, Akron 62

December 2, 2001 • West Lafayette, Indiana

Akron (2-4)

	fg-a	3fg-a	ft-a	or-tr	pf	tp	a	to	b	s	m
Peterson f	6-11	1-2	1-2	4-7	2	14	0	0	0	0	31
Hipsher, A f	2-4	1-2	9-11	1-7	3	14	2	2	0	1	29
Seibert c	2-6	0-0	2-2	1-1	1	6	1	4	1	0	19
Brown g	2-5	0-1	5-7	0-0	1	9	1	2	0	1	28
Smith g	2-8	0-4	1-2	0-6	4	5	1	3	2	2	30
Sims	0-0	0-0	0-0	0-1	1	0	0	1	0	0	5
Wood	1-1	1-1	0-0	0-2	1	3	0	1	0	0	6
Hipsher, B	1-3	0-2	0-0	0-1	1	2	1	1	0	0	18
Penn	1-2	0-0	0-0	3-4	2	2	1	1	0	0	15
Jones	0-1	0-0	0-0	0-0	0	0	0	0	0	0	4
Falknor	2-4	2-3	0-0	0-1	1	6	0	2	0	0	10
Meyers	0-0	0-0	1-2	0-0	4	1	0	0	1	0	5
TEAM				0-0							1
Totals	19-45	5-15	19-26	9-30	21	62	7	18	4	4	200

Purdue (3-2)

	fg-a	3fg-a	ft-a	or-tr	pf	tp	a	to	b	s	m
Davis f	3-4	0-0	0-1	1-1	1	6	0	1	1	0	11
Viglianco f	1-3	1-2	0-0	0-4	1	3	0	1	0	0	14
Johnson f	4-7	1-3	4-4	2-9	1	13	0	2	0	1	28
Rivers g	5-13	0-3	5-6	3-5	1	15	4	0	0	3	29
D'Antoni g	3-9	2-5	2-2	0-2	5	10	2	2	0	1	34
Strohbeh	2-3	1-1	2-2	1-1	2	7	1	2	0	1	17
Markham	1-4	1-2	2-4	1-2	0	5	2	0	0	0	19
Carbaugh	2-7	2-7	4-6	1-2	4	10	2	1	1	2	24
Duggins	0-1	0-0	0-0	2-4	2	0	0	3	1	0	8
Cope	2-4	0-0	1-2	2-6	2	5	1	1	0	1	16
TEAM				0-0							1
Totals	23-55	8-23	20-27	13-36	19	74	12	14	3	9	200

Halftime: W&M 31-30. FG%: W&M .418, AU .422. 3FG%: W&M .348, AU .333. FT%: W&M .741, AU .731. Officials: Tim Hutchinson, Sam Banks. Gene Crawford. Attendance: 11,929.



Adam Hess led all scorers with 21 points at Maryland in his first game in a W&M uniform.

Game 9

#6 Maryland 103, William and Mary 75

December 27, 2001 • College Park, Maryland

William and Mary (3-6)

	fg-a	3fg-a	ft-a	or-tr	pf	tp	a	to	b	s	m
Davis f	0-1	0-0	0-0	0-3	3	0	0	2	0	0	11
Johnson f	5-15	4-10	0-0	2-7	3	14	4	3	0	1	27
Hess f	9-19	2-10	1-2	3-5	3	21	2	2	0	0	36
Rivers g	1-5	0-1	0-0	1-4	0	2	1	2	0	0	19
D'Antoni g	0-4	0-4	2-2	0-5	2	2	5	4	0	3	31
Lee	0-1	0-1	0-2	1-1	1	0	0	1	0	1	1
Strohbeh	4-9	0-2	1-2	3-6	2	9	0	1	0	1	18
Markham	2-4	1-2	0-0	0-2	2	5	2	2	0	0	17
Carbaugh	2-3	2-3	0-0	0-1	0	6	1	0	0	1	10
Viglianco	0-3	0-2	0-0	0-3	0	0	1	0	0	0	6
Sorenson	0-0	0-0	0-0	0-1	0	0	0	0	0	0	2
Duggins	0-0	0-0	0-0	0-2	3	0	1	0	0	0	9
Cope	7-7	0-0	2-3	2-4	4	16	0	1	0	0	13
TEAM				2-2							2
Totals	30-71	9-35	6-11	14-46	23	75	17	17	1	6	200

Maryland (9-2)

	fg-a	3fg-a	ft-a	or-tr	pf	tp	a	to	b	s	m
Mouton f	4-8	2-2	9-12	1-3	2	19	3	0	0	2	25
Holden f	2-3	2-3	1-3	1-2	3	7	1	1	2	2	22
Baxter c	5-10	0-0	2-5	5-10	2	12	1	0	3	0	27
Dixon g	8-15	3-4	0-0	0-4	1	19	9	3	0	4	33
Blake g	2-8	2-6	2-2	0-5	3	8	9	2	1	3	31
Badu	0-0	0-0	0-0	0-0	1	0	0	0	0	0	1
McCall	1-2	1-2	1-2	0-0	0	4	0	0	1	0	4
Collins	0-0	0-0	0-0	0-1	1	0	2	1	0	1	7
Nicholas	5-8	2-5	2-2	0-2	1	14	2	0	0	0	18
Grinnon	0-1	0-1	0-0	0-0	1	0	1	1	0	0	3
Randle	3-6	1-1	2-2	2-9	1	9	0	1	0	0	13
Wilcox	4-7	0-0	3-3	1-4	1	11	0	2	2	0	16
TEAM				0-1							0
Totals	34-70	13-24	22-31	10-41	17	103	28	11	9	12	200

Halftime: UM 50-35. FG%: W&M .423, UM .486. 3FG%: W&M .257, UM .542. FT%: W&M .545, UM .710. Officials: Karl Hess, Duke Edsall, Mike Eades. Technical Fouls: Johnson (W&M). Attendance: 14,500.

Game 10

George Mason 80, William and Mary 71

January 3, 2002 • Fairfax, Virginia

William and Mary (3-7, 0-1 CAA)

	fg-a	3fg-a	ft-a	or-tr	pf	tp	a	to	b	s	m
Johnson f	5-13	1-7	2-3	2-9	5	13	3	2	0	1	35
Hess f	3-10	1-4	2-3	3-6	5	9	2	1	0	0	26
Strohbeh c	1-3	0-0	3-4	1-2	4	5	0	1	1	0	13
D'Antoni g	0-5	0-4	0-2	3-6	3	0	2	2	0	1	12
Carbaugh g	0-2	0-2	0-0	0-1	1	0	0	0	0	0	7
Rivers	6-11	0-0	2-4	1-4	2	14	3	2	0	0	29
Davis	0-1	0-0	0-0	0-0	0	0	0	0	0	0	2
Markham	6-12	1-4	1-1	4-8	2	14	3	3	0	1	32
Viglianco	1-3	0-2	0-0	0-0	2	2	0	1	0	0	15
Duggins	4-5	0-0	0-0	1-1	4	8	0	1	1	0	12
Cope	2-3	0-0	2-4	1-6	4	6	1	1	0	0	17
TEAM				1-5							1
Totals	28-68	2-23	12-21	17-48	32	71	14	15	2	3	200

George Mason (7-4, 1-1 CAA)

	fg-a	3fg-a	ft-a	or-tr	pf	tp	a	to	b	s	m
Larranaga f	2-6	0-1	5-7	5-10	4	9	2	2	0	1	28
Young f	7-16	0-0	7-9	3-9	5	21	2	2	1	1	28
Anderson f	5-16	2-5	8-10	1-9	1	20	1	0	1	0	38
Heinen g	0-1	0-1	0-0	0-3	2	0	3	0	3	3	31
Butler g	4-10	2-5	6-6	0-5	2	16	1	2	0	2	31
Tarver	2-7	0-1	1-3	2-2	1	5	0	2	0	0	15
Tynes	0-0	0-0	0-0	0-0	1	0	0	0	0	0	1
Nixon	2-6	0-0	5-7	3-4	0	9	1	0	0	1	25
Cooper	0-0	0-0	0-0	0-0	0	0	0	0	2	0	3
TEAM				3-4							3
Totals	22-62	4-13	32-42	17-46	16	80	10	11	4	8	200

Halftime: GMU, 34-31. FG%: W&M .412, GMU .355. 3FG%: W&M .130, GMU .308. FT%: W&M .571, GMU .762. Officials: John Clougherty, Steve Gordon, Doug Simons. Attendance: 1859.

2001-02 Season Review

Game 11

William and Mary 59, Delaware 53
January 5, 2002 • Williamsburg, Virginia

Delaware (6-6, 2-1 CAA)

	fg-a	3fg-a	ft-a	or-tr	pf	tp	a	to	b	s	m
Wentt f	3-5	0-0	1-1	1-1	4	7	1	1	0	0	27
Hindenlang f	0-2	0-0	0-0	0-1	0	0	0	1	2	1	23
Sessoms c	5-9	0-0	1-2	1-3	3	11	1	1	2	0	22
Ames g	1-7	1-5	0-0	0-2	4	3	3	0	0	0	22
Rowland g	5-12	1-7	0-0	1-3	3	11	3	3	0	2	31
Hunter	2-10	2-6	0-1	0-2	2	6	0	0	0	0	19
Slattery	1-1	1-1	0-0	0-1	2	3	0	1	0	0	9
Curry	0-2	0-0	0-0	2-3	2	0	0	1	1	2	16
Iversen	3-5	2-4	0-0	3-12	2	8	3	4	0	0	20
Knitter	0-2	0-2	0-0	0-2	0	0	0	0	0	0	3
Lunn	1-1	0-0	2-3	0-0	1	4	0	0	0	0	8
TEAM											2-8
Totals	21-56	7-25	4-7	10-38	23	53	11	12	5	5	200

William and Mary (4-7, 1-1 CAA)

	fg-a	3fg-a	ft-a	or-tr	pf	tp	a	to	b	s	m
Johnson f	3-6	1-2	2-5	0-4	1	9	0	0	0	2	26
Hess f	3-9	0-1	2-4	2-2	2	8	2	1	1	0	19
Strohbehn c	3-6	0-0	1-2	4-6	2	7	0	1	0	2	21
D'Antoni g	1-4	1-1	5-6	0-0	4	8	1	1	0	0	22
Markham g	3-3	0-0	5-6	1-5	1	11	2	2	0	1	27
Rivers	3-10	2-2	0-2	0-2	0	8	1	9	9	1	19
Davis	0-1	0-1	0-0	0-0	1	0	0	0	0	0	1
Carbaugh	0-3	0-1	0-1	0-1	0	0	0	1	0	4	20
Viglianco	0-2	0-2	0-2	0-1	1	0	0	0	0	0	13
Duggins	2-6	0-0	0-0	3-8	1	4	2	3	3	0	15
Cope	1-5	0-0	2-4	2-7	2	4	1	0	0	0	17
TEAM											6-8
Totals	19-55	4-10	17-32	18-44	15	59	9	9	4	10	200

Halftime: UD 28-23. **FG%:** W&M .345, UD .375. **3FG%:** W&M .400, UD .280. **FT%:** W&M .531, UD .571. **Officials:** Charles Pitts, Joey Caruthers, Mike Nobles. **Attendance:** 2,081.

Game 12

Drexel 58, William and Mary 56
January 7, 2002 • Williamsburg, Virginia

Drexel (7-7, 4-1 CAA)

	fg-a	3fg-a	ft-a	or-tr	pf	tp	a	to	b	s	m
Whitworth f	6-12	3-6	2-2	3-6	0	17	0	3	0	0	34
Battle c	4-10	0-0	3-6	5-12	3	11	0	7	0	0	33
Gross g	4-10	3-6	0-0	0-4	3	11	6	1	0	0	32
King g	4-15	3-5	0-0	1-1	3	11	2	1	0	0	30
Schmieder g	0-9	0-3	2-2	2-6	4	2	7	2	0	0	36
Brooks	0-1	0-0	0-0	1-1	1	0	0	1	0	0	8
Fairfax	0-1	0-0	0-0	0-0	0	0	0	0	0	0	2
Hinds	3-7	0-2	0-0	0-7	1	6	0	0	0	0	22
Showers	0-0	0-0	0-0	0-2	0	0	0	0	0	0	3
TEAM											4-8
Totals	21-65	9-22	7-10	16-47	15	58	15	8	8	0	200

William and Mary (4-8, 1-2 CAA)

	fg-a	3fg-a	ft-a	or-tr	pf	tp	a	to	b	s	m
Viglianco f	4-9	3-7	0-0	3-5	0	11	0	0	1	1	22
Johnson f	2-7	1-4	0-0	2-9	1	5	0	1	1	0	21
Strohbehn c	1-7	0-0	0-0	1-4	1	2	0	1	0	0	15
D'Antoni g	3-9	2-7	0-0	0-1	3	8	3	0	0	1	28
Markham g	2-9	0-3	4-6	0-4	1	8	3	1	2	25	
Rivers	2-4	0-1	2-4	2-3	1	6	2	0	0	1	27
Davis	1-2	0-0	0-0	1-3	3	2	0	0	0	0	7
Carbaugh	0-4	0-1	2-4	2-4	1	2	3	1	0	0	23
Duggins	4-11	0-0	2-4	3-8	1	10	1	0	2	0	21
Cope	1-4	0-0	0-0	0-1	1	2	0	1	0	0	11
TEAM											3-4
Totals	20-66	6-23	10-16	17-46	13	56	12	6	5	5	200

Halftime: W&M 20-29. **FG%:** W&M .303, DU .323. **3FG%:** W&M .261, DU .409. **FT%:** W&M .625, DU .700. **Officials:** Mike Wood, Duke Edsall, Mike Eades. **Attendance:** 1,749.

Game 13

William and Mary 92, Virginia Commonwealth 81
January 12, 2002 • Williamsburg, Virginia

Virginia Commonwealth (10-6, 2-2 CAA)

	fg-a	3fg-a	ft-a	or-tr	pf	tp	a	to	b	s	m
Taylor f	5-16	1-8	2-4	0-0	3	13	2	0	2	0	31
Graham f	4-9	1-4	3-5	2-10	1	12	5	2	1	1	35
Likholitov c	2-4	0-0	4-8	4-10	3	8	0	3	0	0	26
Jones g	8-18	1-6	6-7	2-5	1	23	3	2	2	2	37
Willie g	2-13	1-8	1-3	0-2	5	6	1	2	0	2	29
Adams	2-2	1-1	1-2	0-0	3	6	1	0	0	0	2
Nesterov	1-1	1-1	0-0	1-4	4	3	0	0	1	0	11
Clark	3-3	0-0	0-0	2-2	6	6	0	1	0	1	11
Mathis	1-6	0-5	2-2	0-0	3	4	2	1	0	1	18
TEAM											3-6
Totals	28-72	6-33	19-31	14-39	29	81	14	11	6	7	200

William & Mary (5-8, 2-2 CAA)

	fg-a	3fg-a	ft-a	or-tr	pf	tp	a	to	b	s	m
Viglianco f	1-4	0-3	0-0	0-2	2	2	1	0	0	1	10
Johnson f	5-7	4-6	4-5	2-10	3	18	1	1	1	0	30
Strohbehn c	1-3	0-1	4-4	0-5	4	6	0	1	0	1	24
D'Antoni g	2-4	1-3	5-7	0-2	4	10	4	5	0	0	21
Markham g	7-14	1-2	6-6	0-5	0	21	2	1	0	0	29
Rivers	5-9	1-3	7-9	2-5	3	18	5	5	0	2	35
Davis	0-0	0-0	0-0	0-0	0	0	0	0	0	0	1
Carbaugh	2-4	1-2	0-0	0-3	1	5	5	1	1	1	26
Duggins	4-7	0-0	2-2	1-1	4	10	0	1	1	0	16
Cope	1-2	0-0	0-1	0-1	0-3	2	0	2	0	0	8
TEAM											0-4
Totals	28-54	8-20	28-34	4-38	24	92	18	17	3	5	200

Halftime: W&M 37-36. **FG%:** W&M .519, VCU .389. **3FG%:** W&M .400, VCU .182. **FT%:** W&M .824, VCU .613. **Officials:** Brian Kersey, Timothy Nestor, Keith Maxwell. **Technical Fouls:** Clark (2) and Taylor (VCU); Cope and Johnson (W&M). **Attendance:** 2,423.

Game 14

UNC Wilmington 58, William and Mary 56
January 16, 2002 • Williamsburg, Virginia

UNC Wilmington (10-6, 5-1 CAA)

	fg-a	3fg-a	ft-a	or-tr	pf	tp	a	to	b	s	m
Justus f	1-1	0-0	0-0	0-0	0	2	1	0	0	0	15
Terrell f	0-1	0-0	0-0	0-4	1	0	1	0	0	0	12
Callahan c	3-10	2-4	2-4	0-2	2	10	2	3	0	0	31
Chapman g	2-4	2-3	0-0	1-2	2	6	4	1	1	2	19
Blizzard g	6-13	1-3	2-2	0-2	0	15	1	2	0	0	39
Coombs	1-2	0-0	0-0	1-1	0	2	1	1	0	0	10
Williams	6-9	0-0	4-6	1-4	2	16	0	0	0	0	24
Burnette	1-3	0-1	0-0	0-3	1	2	2	1	0	0	22
Clifford	0-0	0-0	0-0	0-0	1	0	0	0	0	0	3
Hare	2-10	1-7	0-0	2-6	0	5	1	1	1	0	25
TEAM											1-7
Totals	22-53	6-18	8-12	5-30	9	58	13	10	2	3	200

William and Mary (5-9, 2-3 CAA)

	fg-a	3fg-a	ft-a	or-tr	pf	tp	a	to	b	s	m
Viglianco f	5-9	4-8	0-0	1-4	2	14	0	2	0	1	19
Johnson f	6-14	2-7	0-0	1-9	3	14	3	2	0	3	37
Strohbehn c	3-6	0-0	0-0	1-4	1	6	0	1	0	0	12
D'Antoni g	2-5	1-4	0-0	0-4	0	5	7	5	0	0	31
Markham g	3-8	0-2	1-1	2-3	1	7	1	1	0	0	28
Rivers	2-4	0-1	0-1	1-4	0	4	1	4	0	1	22
Davis	0-0	0-0	0-0	0-0	0	0	0	0	0	0	3
Carbaugh	0-2	0-2	0-0	0-0	2	0	1	0	0	0	11
Hess	1-5	0-3	0-0	0-1	1	2	3	0	0	0	12
Duggins	1-2	0-0	0-0	0-3	2	0	0	1	1	0	16
Cope	1-2	0-0	0-0	0-2	1	2					

2001-02 Season Review

Game 15

Hofstra 68, William and Mary 59
January 19, 2002 • Hempstead, New York

William and Mary (5-10, 2-4 CAA)

	fg-a	3fg-a	ft-a	or-tr	pf	tp	a	to	b	s	m
Viglianco f	1-4	1-2	0-0	1-2	0	3	0	1	0	0	18
Johnson f	4-9	1-4	6-9	4-14	2	15	0	2	0	0	36
Cope c	5-11	0-0	4-6	4-7	2	14	2	2	0	0	22
D'Antoni g	2-9	0-6	5-7	0-1	4	9	4	3	0	2	31
Markham g	3-5	1-2	2-3	0-1	3	9	1	2	0	0	32
Rivers	1-5	0-0	2-3	0-1	2	4	4	5	0	2	25
Strohbeh	1-1	0-0	0-0	0-0	3	2	0	0	0	0	4
Carbaugh	0-0	0-0	0-0	0-0	2	0	0	0	0	0	4
Hess	05	0-2	1-2	2-3	2	1	0	4	0	2	12
Duggins	1-3	0-0	0-2	1-2	1	2	0	0	0	1	16
TEAM			6-8					1			
Totals	18-52	3-16	20-32	18-39	21	59	11	20	0	7	200

Hofstra (8-10, 3-4 CAA)

	fg-a	3fg-a	ft-a	or-tr	pf	tp	a	to	b	s	m
Walker f	4-9	2-4	2-4	2-5	2	12	0	0	1	1	27
Rad'ski f	0-1	0-1	2-2	1-3	1	2	0	0	2	0	11
Adeleke c	5-7	0-0	5-6	1-2	4	15	1	1	2	2	25
Souffrant g	3-5	0-0	2-2	1-3	4	8	3	4	0	4	36
Apodaca g	5-15	1-5	4-8	0-3	2	15	7	3	1	1	36
Suarez	1-2	1-2	0-0	0-1	2	3	0	0	0	0	4
Millar	2-6	0-0	1-2	4-8	3	5	2	2	6	0	23
Grubler	0-1	0-0	0-0	0-0	1	0	0	0	1	0	5
McRae	2-6	0-2	4-9	1-8	3	8	3	2	0	2	28
Petit	0-1	0-0	0-0	2-3	0	0	0	0	0	0	5
TEAM			1-2								
Totals	22-53	4-14	20-33	13-38	22	68	16	12	13	10	200

Halftime: W&M 35-31. FG%: W&M .346, HU .415. 3FG%: W&M .188, HU .286. FT%: W&M .625, UD .606. Officials: Terry Nobles, Joey Caruthers, Zach Zarba. Attendance: 3,251.

Game 16

William and Mary 77, James Madison 59
January 23, 2002 • Williamsburg, Virginia

James Madison (8-8, 1-6 CAA)

	fg-a	3fg-a	ft-a	or-tr	pf	tp	a	to	b	s	m
Broyles f	3-9	1-4	2-4	1-4	3	9	0	0	1	1	30
Mitchell f	1-3	0-0	0-0	3-5	2	2	0	1	0	0	13
Caskill c	3-4	0-0	0-0	1-4	1	6	0	1	3	2	23
Fanning g	3-11	1-3	4-4	0-0	2	11	1	3	0	1	31
Williams g	1-8	0-1	0-0	1-5	4	2	5	1	0	0	22
Hatter	0-4	0-3	0-0	1-1	1	0	1	0	0	0	8
ounger	1-5	0-1	2-4	1-5	5	4	1	3	1	0	23
Moret	0-0	0-0	2-2	0-1	0	2	0	1	0	0	4
Akinagbe	1-1	1-1	0-0	0-0	0	3	0	0	0	0	2
Freeman	5-11	3-5	2-2	2-4	4	15	1	1	0	1	24
Whitehead	2-4	0-0	1-5	2-7	4	5	0	2	1	0	20
TEAM			2-5								
Totals	20-60	6-18	13-21	14-41	26	59	9	13	6	5	200

William and Mary (6-10, 3-4 CAA)

	fg-a	3fg-a	ft-a	or-tr	pf	tp	a	to	b	s	m
Viglianco f	1-3	1-2	0-0	1-3	0	3	0	0	0	0	9
Johnson f	2-7	2-4	5-8	3-11	2	11	0	1	0	2	36
Cope c	2-5	0-0	3-4	3-6	2	7	1	2	0	0	21
D'Antoni g	3-7	2-5	3-4	0-3	3	11	0	1	0	3	20
Markham g	5-11	0-2	2-5	2-2	1	12	2	0	2	2	29
Rivers	3-7	0-1	3-5	0-4	1	9	4	2	0	2	29
Lee	1-1	1-1	0-0	0-0	0	3	0	0	0	0	1
Strohbeh	0-0	0-0	0-0	0-1	0	0	0	0	0	0	4
Carbaugh	1-2	0-0	0-0	0-4	1	2	0	0	0	0	13
Hess	4-10	2-4	5-6	3-5	4	15	5	3	0	1	27
Duggins	1-3	0-0	2-5	1-3	4	4	0	1	0	0	11
TEAM			2-3								
Totals	23-56	8-19	23-37	15-45	18	77	12	10	0	10	200

Halftime: W&M, 37-20. FG%: W&M .478, JMU .333. 3FG%: W&M .421, JMU .333. FT%: W&M .622, JMU .619. Officials: Sean Hull, Timothy Nestor, Roger Ayers. Attendance: 2,388.

Game 17

Old Dominion 68, William and Mary 52
January 26, 2002 • Norfolk, Virginia

William and Mary (6-11, 3-5 CAA)

	fg-a	3fg-a	ft-a	or-tr	pf	tp	a	to	b	s	m
Johnson f	3-12	1-5	2-2	1-6	3	9	0	2	1	1	30
Hess f	3-11	1-6	6-8	4-7	4	13	0	2	0	0	29
Cope c	1-5	0-0	3-4	2-4	2	5	1	4	0	0	24
D'Antoni g	1-6	1-5	0-0	1-3	2	3	4	1	0	0	30
Markham g	3-13	0-4	1-2	3-6	1	7	1	0	0	0	30
Rivers	3-5	0-0	1-3	0-2	2	7	1	1	0	2	17
Strohbeh	2-2	0-0	0-0	0-1	0	4	0	0	0	0	6
Carbaugh	1-3	1-2	0-0	0-0	2	3	0	0	0	1	7
Viglianco	0-2	0-2	1-2	0-1	0	1	1	2	0	1	17
Duggins	0-0	0-0	0-0	1-2	2	0	0	0	0	0	10
TEAM			2-4								
Totals	17-59	4-24	14-21	14-36	18	52	8	12	1	5	200

Old Dominion (10-9, 4-5 CAA)

	fg-a	3fg-a	ft-a	or-tr	pf	tp	a	to	b	s	m
Marsh f	4-8	0-0	4-5	1-6	1	12	2	1	1	0	35
Wright f	8-14	5-9	0-0	1-7	5	21	2	1	0	1	24
McGowen c	3-6	0-0	4-4	3-10	3	10	3	5	1	1	28
Green g	2-5	1-2	0-0	0-4	3	5	7	3	0	3	33
Nance g	0-5	0-4	0-0	0-1	0	0	0	2	0	0	23
T'leous	1-1	0-0	0-0	0-1	2	2	3	0	0	0	13
Waller	0-2	0-2	0-0	0-1	2	0	0	0	1	0	9
Drewry	1-2	1-1	0-0	1-2	0	3	0	0	1	8	
Thomas	3-5	3-5	4-5	0-3	2	13	2	0	0	0	19
Dunnington	0-1	0-0	0-0	0-0	0	0	1	0	0	0	6
Smith	1-1	0-0	0-0	0-0	0	2	0	0	0	0	2
TEAM			0-2								
Totals	23-50	10-23	12-14	6-37	18	68	22	13	3	6	200

Halftime: ODU 34-20. FG%: W&M .288, ODU .460. 3FG%: W&M .167, ODU .435. FT%: W&M .667, ODU .857. Officials: Raymond Styons, Mike Eades, Kelly Lombard. Attendance: 3,668.

Game 18

Drexel 78, William and Mary 61
January 30, 2002 • Philadelphia, Pennsylvania

William and Mary (6-12, 3-6 CAA)

	fg-a	3fg-a	ft-a	or-tr	pf	tp	a	to	b	s	m
Johnson f	5-13	2-4	5-6	5-8	2	17	1	1	0	1	31
Hess f	2-8	0-1	0-0	2-4	2	4	2	1	0	0	24
Cope c	0-2	0-0	2-2	0-1	2	2	0	3	0	0	11
D'Antoni g	1-7	1-6	3-4	1-5	4	6	3	1	0	1	28
Markham g	1-6	0-1	0-0	2-2	2	2	2	0	0	0	14
Rivers	2-4	1-2	0-4	0-6	2	5	3	0	2	0	30
Strohbeh	4-6	1-1	0-0	0-3	3	9	1	0	0	0	17
Carbaugh	4-11	2-6	0-0	4-6	3	10	1	1	0	1	24
Viglianco	1-4	0-1	0-1	1-2	1	2	0	1	0	0	8
Duggins	2-4	0-0	0-0	2-3	3	4	1	2	2	0	13
TEAM			3-5								
Totals	22-65	7-22	10-17	20-45	25	61	14	14	2	5	200

Drexel (11-9, 8-3 CAA)

	fg-a	3fg-a	ft-a	or-tr	pf	tp	a	to	b	s	m
Whitworth f	7-10	4-6	3-4	1-4	3	21	0	0	0	1	34
Schmieder f	0-9	0-5	0-1	2-4	2	0	13	0	0	0	38
Battle c	6-12	0-0	15-18	5-11	3	27	0	3	2	2	32
Goss g	4-11	1-6	0-0	1-6	2	9	5	3	0	1	35
King g	1-5	0-2	0-0	0-4	2	2	2	2	0	1	23
Brooks	5-7	0-0	1-3	0-2	3	11	0	0	0	0	10
Hinds	3-5	1-2	1-3	2-5	1	8	2	1	1	0	28
TEAM			2-3								
Totals	26-59	6-21	20-29	13-39	18	78	22	9	3	5	200

2001-02 Season Review

Game 19

William and Mary 62, Towson 45

February 2, 2002 • Williamsburg, Virginia

Towson (6-15, 2-9 CAA)

	fg-a	3fg-a	ft-a	or-tr	pf	tp	a	to	b	s	m
Sutton f	3-10	0-3	2-4	2-5	3	8	2	3	0	1	30
Augustus f	1-2	0-0	0-0	0-2	1	2	0	2	0	0	14
Shin c	2-3	0-0	0-2	1-1	0	4	1	1	1	0	19
Allen g	2-14	0-7	0-0	1-5	1	4	4	7	0	3	37
Blanks g	2-6	0-2	2-2	2-5	1	6	0	0	1	2	28
Dixon	1-1	0-0	1-2	1-3	2	3	0	1	1	1	23
W'spoon	5-8	1-1	2-2	0-1	1	13	0	1	0	0	21
Fofana	0-0	0-0	0-0	0-0	0	0	0	0	0	0	6
Goode	2-4	0-0	1-3	1-3	2	5	1	2	2	0	22
TEAM											3-3
Totals	18-48	1-13	8-15	11-28	11	45	8	17	5	7	200

William and Mary (7-12, 4-6 CAA)

	fg-a	3fg-a	ft-a	or-tr	pf	tp	a	to	b	s	m
Johnson f	4-9	2-4	0-0	4-9	1	10	2	2	0	0	31
Hess f	7-12	1-5	2-2	2-3	0	17	1	2	0	1	31
Cope c	1-5	0-0	0-0	2-3	1	2	0	0	1	0	16
D'Antoni g	1-3	1-3	0-0	0-3	1	3	5	3	0	3	27
Markham g	2-4	1-2	2-2	0-2	3	7	2	1	0	1	19
Rivers	3-5	0-1	3-4	0-1	1	9	5	3	1	2	22
Lee	0-4	0-3	0-0	0-0	0	0	0	1	0	1	2
Strohbehn	5-9	1-2	1-2	2-6	2	12	3	2	0	2	18
Carbaugh	1-1	0-0	0-0	0-1	3	2	1	0	0	0	6
Viglianco	0-2	0-1	0-0	1-2	0	0	1	0	0	0	13
Duggins	0-2	0-0	0-0	1-3	2	0	1	1	0	1	15
TEAM											3-5
Totals	24-56	6-21	8-10	15-38	14	62	21	15	2	11	200

Halftime: W&M 35-23. **FG%:** W&M .429, TU .375. **3FG%:** W&M .286, TU .077. **FT%:** W&M .800, TU .533. **Officials:** Brian Kersey, Alan Spainhour, Keith Maxwell. **Attendance:** 2,576.

Game 20

William and Mary 63, James Madison 58

February 4, 2002 • Harrisonburg, Virginia

William and Mary (8-12, 5-6 CAA)

	fg-a	3fg-a	ft-a	or-tr	pf	tp	a	to	b	s	m
Johnson f	3-10	1-4	4-4	2-8	3	11	0	1	0	0	35
Hess f	2-6	1-3	5-8	0-2	2	10	1	3	0	0	31
Cope c	1-4	0-0	2-2	0-1	3	4	0	1	0	0	19
D'Antoni g	2-3	2-2	2-3	0-1	3	8	1	0	0	0	20
Markham g	2-3	0-1	0-0	0-0	4	1	1	0	0	0	15
Rivers	3-6	1-2	3-6	0-5	2	10	2	3	0	2	29
Strohbehn	3-6	0-3	0-0	0-2	5	6	1	0	0	1	20
Carbaugh	3-5	2-4	2-2	0-4	1	10	3	0	0	2	24
Duggins	0-1	0-0	0-0	0-0	3	0	1	2	1	0	7
TEAM											1-5
Totals	19-44	7-19	18-25	3-26	22	63	10	11	1	5	200

James Madison (10-10, 3-8 CAA)

	fg-a	3fg-a	ft-a	or-tr	pf	tp	a	to	b	s	m
Broyles f	3-10	0-4	0-1	1-4	3	6	2	2	0	0	31
Lyle f	1-2	1-2	0-0	0-0	2	3	0	2	0	0	14
Caskill c	2-3	0-0	4-5	2-5	1	8	0	3	2	1	24
Fanning g	5-14	1-3	1-2	1-4	4	12	1	1	0	1	37
Williams g	5-10	0-3	1-2	0-7	3	11	2	1	0	0	32
Hatter	1-4	0-2	1-2	2-2	3	3	0	1	0	0	13
Younger	0-1	0-0	0-0	0-0	0	0	0	0	0	0	3
Freeman	0-1	0-1	0-0	0-0	1	0	1	0	0	0	7
Whitehead	1-4	0-0	3-6	1-3	2	5	0	1	0	0	16
Mitchell	4-7	0-0	2-4	4-10	2	10	0	2	1	0	23
TEAM											3-3
Totals	22-56	2-15	12-22	14-38	21	58	6	13	3	2	200

Halftime: W&M, 31-29. **FG%:** W&M .432, JMU .393. **3FG%:** W&M .368, JMU .133. **FT%:** W&M .720, JMU .545. **Officials:** Curtis Shaw, Chuck Pitts, Roger Ayers. **Attendance:** 4,665.

Game 21

Hampton 64, William and Mary 59

February 6, 2002 • Williamsburg, Virginia

Hampton (18-5)

	fg-a	3fg-a	ft-a	or-tr	pf	tp	a	to	b	s	m
Green f	5-11	1-5	2-2	0-4	2	13	3	2	0	0	35
Jefferson f	5-6	0-0	5-7	1-8	3	15	3	5	2	4	38
Johnson f	0-0	0-0	0-0	2-3	3	0	0	3	0	0	22
Adams g	6-17	1-6	3-4	1-3	1	16	2	0	0	3	35
Purvis g	0-5	0-3	6-7	1-1	2	6	0	2	0	0	29
James	1-1	1-1	0-0	0-0	1	3	1	0	0	0	5
McNeal	2-2	0-0	2-2	2-5	2	6	0	1	3	0	20
Hairston	1-4	0-1	3-3	0-4	2	5	1	2	0	0	16
TEAM											1-2
Totals	20-46	3-16	21-25	8-30	16	64	10	15	5	7	200

William and Mary (8-13)

	fg-a	3fg-a	ft-a	or-tr	pf	tp	a	to	b	s	m
Johnson f	1-5	1-3	2-2	1-5	2	5	1	2	0	1	35
Hess f	7-12	3-8	2-2	0-3	3	19	3	6	0	0	29
Cope c	4-6	0-0	2-4	2-6	2	10	0	0	0	0	20
D'Antoni g	1-5	0-3	0-0	0-1	1	2	6	4	0	3	29
Markham g	3-7	1-2	2-2	0-2	4	9	1	1	0	1	26
Rivers	2-6	0-2	0-3	0-2	3	4	3	2	0	0	20
Strohbehn	0-1	0-0	0-0	0-2	1	0	0	0	0	0	9
Carbaugh	3-5	1-2	1-1	1-2	0	8	2	1	0	3	21
Viglianco	0-1	0-0	0-0	0-0	1	0	0	0	0	0	3
Duggins	1-1	0-0	0-0	0-1	1	2	0	0	0	0	8
TEAM											2-2
Totals	22-49	6-20	9-14	6-26	18	59	16	16	0	8	200

Halftime: W&M 32-26. **FG%:** W&M .449, HU .435. **3FG%:** W&M .300, HU .188. **FT%:** W&M .643, HU .840. **Officials:** Leslie Jones, Jamie Luckie, Sean Hull. **Attendance:** 2,324.

Game 22

Towson 61, William and Mary 58

February 9, 2002 • Towson, Maryland

William and Mary (8-14, 5-7 CAA)

	fg-a	3fg-a	ft-a	or-tr	pf	tp	a	to	b	s	m
Johnson f	5-9	3-5	5-6	7-10	2	18	0	1	0	2	38
Hess f	1-7	1-5	0-0	1-4	1	3	2	3	0	1	26
Cope c	1-2	0-0	0-0	2-3	0	2	0	1	0	1	6
D'Antoni g	1-3	1-1	0-0	0-0	1	3	3	3	1	0	21
Markham g	0-4	0-0	0-0	0-1	2	0	0	3	1	0	15
Rivers	3-6	0-1	0-0	2-2	2	6	2	2	0	1	23
Strohbehn	6-11	2-5	0-1	1-6	4	14	5	0	0	0	31
Carbaugh	3-7	2-4	4-4	2-6	3	12	3	1	0	2	33
Viglianco	0-0	0-0	0-0	0-1	1	0	1	0	0	0	3
Duggins	0-1	0-0	0-0	0-0	1	0	0	1	0	0	4
TEAM											0-2
Totals	20-50	9-21	9-11	15-35	17	58	16	16	2	7	200

Towson (8-15, 4-9 CAA)

	fg-a	3fg-a	ft-a	or-tr	pf	tp	a	to	b	s	m
Blanks f	3-4	0-0	0-0	0-1	4	6	0	0	0	1	26
Augustus f	4-5	0-0	3-4	1-2	1	11	2	2	0	2	36
Shin c	2-6	0-0	0-0	0-6	3	4	1	4	0	0	18
Allen g	5-10	3-6	3-4	0-3	1	16	9	3	0	5	40
Sutton g	3-5	0-1	0-1	1-2	1	6	3	1	2	1	31
W'spoon	4-7	1-2	3-5	1-2	3	12	2	2	1	1	27
Goode	1-2	0-0	4-6	0-2	1	6	0	0	2	0	22
TEAM											0-2
Totals	22-39	4-9	13-20	3-20	14	61	17	12	5	10	200

Halftime: TU 37-35. **FG%:** W&M .400, TU .564. **3FG%:** W&M .429, TU .444. **FT%:** W&M .818, TU .650. **Officials:** Joe Lindsay, Bill Humes, Mark Schnur. **Attendance:** 1,323.

2001-02 Season Review

Game 23

UNC Wilmington 66, William and Mary 58
February 13, 2002 • Wilmington, North Carolina

William and Mary (8-15, 5-8 CAA)

	fg-a	3fg-a	ft-a	or-tr	pf	tp	a	to	b	s	m
Johnson f	5-10	5-9	0-0	0-7	1	15	1	3	0	0	34
Hess f	3-10	1-3	0-0	3-12	3	7	4	3	0	1	32
Strohbeh c	4-7	1-2	2-2	2-5	2	11	1	1	0	1	27
D'Antoni g	3-5	2-3	1-3	1-1	2	9	4	7	0	0	25
Carbaugh g	2-3	1-1	0-0	2-3	3	5	2	3	1	1	30
Rivers	1-5	0-1	0-0	0-1	0	2	2	4	0	0	24
Markham	0-1	0-0	0-0	0-1	2	0	0	0	0	1	7
Viglianco	2-4	2-2	0-0	2-3	2	6	0	0	0	0	9
Duggins	0-0	0-0	0-0	0-1	0	0	0	0	0	0	2
Cope	1-3	0-0	1-1	1-2	1	3	1	0	0	0	10
TEAM				0-1				2			
Totals	21-48	12-21	4-6	11-37	16	58	15	23	1	4	200

UNC Wilmington (10-6, 5-1 CAA)

	fg-a	3fg-a	ft-a	or-tr	pf	tp	a	to	b	s	m
Williams f	5-9	1-2	0-0	0-5	2	11	0	3	0	3	37
Terrell f	4-6	0-0	2-3	0-1	1	10	0	0	0	1	21
Callahan c	3-8	0-1	2-2	3-11	1	8	1	1	0	2	33
Blizzard g	7-16	3-8	5-8	0-1	2	22	7	0	1	2	38
Burnette g	2-4	0-2	0-0	0-2	2	4	6	2	0	2	31
Coombs	0-0	0-0	0-0	0-0	0	0	0	0	0	0	2
Justus	0-0	0-0	0-0	0-0	0	0	0	0	0	0	4
Clifford	3-5	0-1	0-0	0-0	0	6	0	0	1	0	9
Hare	2-5	1-3	0-1	0-0	0	5	1	0	1	1	25
TEAM				1-2							
Totals	26-53	5-17	9-14	4-20	8	66	15	6	3	11	200

Halftime: Tie 29-29. FG%: W&M .438, UNCW .491. 3FG%: W&M .571, UNCW .294. FT%: W&M .667, UNCW .643. Officials: Larry Rose, Reggie Coter, Terry Nobles. Attendance: 5,421.

Game 24

William and Mary 61, Hofstra 27
February 16, 2002 • Williamsburg, Virginia

Hofstra (10-16, 5-10 CAA)

	fg-a	3fg-a	ft-a	or-tr	pf	tp	a	to	b	s	m
Adeleke f	3-9	1-1	1-3	3-5	4	8	0	2	2	0	26
Walker f	1-7	1-2	0-0	1-2	4	3	0	1	0	1	24
Gibson c	5-8	0-0	0-0	2-9	5	10	0	1	1	0	25
Souffrant g	2-4	1-1	0-0	0-2	1	5	5	2	0	2	22
Apodaca g	3-17	0-6	6-8	1-5	2	12	5	3	0	1	37
Rad'ski	2-5	0-3	3-5	0-2	4	7	1	1	0	0	26
Millar	3-4	1-1	3-4	0-5	2	10	1	2	0	0	26
McRae	1-3	0-0	0-1	0-1	2	2	0	0	0	1	10
Petit	0-0	0-0	-0	0-0	0	0	0	0	0	0	4
TEAM				5-11							
Totals	20-57	4-14	13-21	12-42	24	57	12	12	3	5	200

William and Mary (9-15, 6-8 CAA)

	fg-a	3fg-a	ft-a	or-tr	pf	tp	a	to	b	s	m
Johnson f	3-12	1-9	4-4	4-14	2	11	2	0	0	0	35
Hess f	4-9	2-3	5-6	0-4	3	15	3	2	1	0	29
Strohbeh c	1-6	0-3	2-2	1-4	2	4	2	0	0	0	23
D'Antoni g	2-4	1-2	0-0	0-0	1	5	0	4	0	2	10
Carbaugh g	1-2	0-1	0-0	0-1	5	2	4	1	0	1	21
Rivers	5-13	0-1	4-7	0-5	2	14	0	1	0	2	34
Markham	0-2	0-0	2-2	2-3	1	2	0	2	0	0	12
Viglianco	1-5	1-4	1-2	0-3	1	4	0	0	0	0	14
Duggins	1-2	0-0	2-2	1-3	1	4	0	0	1	1	14
Cope	0-2	0-0	0-0	0-0	1	0	1	1	0	0	8
TEAM				3-5							
Totals	18-57	5-23	20-25	11-42	19	61	12	11	2	6	200

Halftime: HU 33-31. FG%: W&M .316, HU .351. 3FG%: W&M .217, HU .286. FT%: W&M .800, HU .619. Officials: Charles Pitts, Mike Eades, Roger Ayers. Attendance: 2,238.

Game 25

William and Mary 54, George Mason 15
February 18, 2002 • Williamsburg, Virginia

George Mason (16-8, 10-5 CAA)

	fg-a	3fg-a	ft-a	or-tr	pf	tp	a	to	b	s	m
Larranaga f	3-7	1-2	0-0	3-6	2	7	1	2	0	1	30
Young f	3-7	1-1	7-11	3-6	1	14	2	2	0	1	31
Anderson f	0-3	0-1	0-0	0-2	2	0	1	0	0	0	20
Heinen g	2-7	1-2	0-0	2-3	1	5	3	4	1	0	26
Butler g	3-11	3-7	0-0	2-4	3	9	2	2	0	0	28
Franklin	0-2	0-1	0-0	0-1	1	0	2	2	0	0	9
Tynes	0-1	0-0	0-0	0-2	1	0	1	1	0	0	9
Wyatt	2-3	0-1	1-1	0-0	2	5	0	1	0	1	15
Nixon	4-9	1-3	2-3	1-4	1	11	2	0	0	0	23
Cooper	0-0	0-0	0-0	0-0	1	0	0	0	0	0	9
TEAM				0-2							
Totals	17-50	7-18	10-15	11-30	15	51	14	14	1	3	200

William & Mary (10-15, 3-7 CAA)

	fg-a	3fg-a	ft-a	or-tr	pf	tp	a	to	b	s	m
Johnson f	5-9	2-4	1-2	4-9	4	13	1	2	0	1	26
Hess f	3-9	0-3	0-1	0-2	2	6	4	1	0	2	34
Strohbeh c	5-8	2-3	0-0	2-7	1	12	2	0	0	0	22
D'Antoni g	1-4	1-4	1-2	1-2	2	4	2	2	0	0	24
Carbaugh g	2-6	0-4	0-1	1-7	2	4	1	2	0	3	31
Rivers	3-8	0-1	0-0	0-2	1	6	2	4	0	0	27
Markham	0-1	0-1	0-0	0-0	0	0	0	1	0	0	4
Viglianco	0-0	0-0	0-0	0-0	0	0	0	0	0	0	2
Duggins	3-3	0-0	3-6	3-7	4	9	3	4	1	1	26
Cope	0-0	0-0	0-0	0-0	3	0	1	0	0	0	4
TEAM				0-2							
Totals	22-48	5-20	5-12	11-38	19	54	16	16	1	7	200

Halftime: W&M, 25-23. FG%: W&M .458, GMU .340. 3FG%: W&M .250, GMU .389. FT%: W&M .417, GMU .667. Officials: Mike Wood, Joe Lindsay, Bernard Clinton. Attendance: 2,007.



Sherman Rivers scored six of his game-high 14 points in the last 54 seconds to lead W&M to a last minute comeback win over Hofstra.

2001-02 Season Review

Game 26

Delaware 82, William and Mary 72
February 20, 2002 • Newark, Delaware

William and Mary (10-16, 7-9 CAA)

	fg-a	3fg-a	ft-a	or-tr	pf	tp	a	to	b	s	m
Johnson f	4-11	3-7	3-5	3-9	1	14	3	0	0	0	31
Hess f	4-7	2-3	1-1	2-4	5	11	0	4	0	0	20
Strohbehn c	2-6	1-2	0-0	2-5	3	5	1	2	0	0	14
D'Antoni g	4-12	2-4	0-0	1-1	4	10	2	2	0	0	33
Carbaugh g	1-4	0-1	0-0	0-1	3	2	1	1	1	0	21
Rivers	6-10	0-0	0-1	2-5	1	12	1	3	0	0	31
Markham	0-0	0-0	0-0	0-0	0	0	1	0	0	0	6
Viglianco	3-5	2-3	0-0	1-4	0	8	0	0	0	2	14
Duggins	2-5	0-0	2-8	0-0	1	6	2	0	0	0	13
Cope	2-3	0-0	0-0	1-4	3	4	3	0	0	1	17
TEAM				2-6							
Totals	28-63	10-20	6-15	14-39	21	72	14	12	1	3	200

Delaware (11-15, 7-9 CAA)

	fg-a	3fg-a	ft-a	or-tr	pf	tp	a	to	b	s	m
Hunter f	4-10	1-5	5-5	0-1	2	14	0	0	0	0	25
Wentt f	1-3	0-0	0-0	1-6	2	2	0	0	0	0	21
Sessoms c	6-8	0-0	2-4	1-6	2	14	0	2	3	0	25
Slattery g	3-5	0-1	0-0	0-0	3	6	1	0	1	0	22
Ames g	3-8	2-4	5-6	0-3	1	13	0	1	0	0	26
Rowland	6-13	5-8	0-0	0-1	0	17	6	1	0	3	26
Smith	2-3	0-0	3-3	1-3	4	7	1	0	2	1	20
Iversen	2-4	1-2	4-4	1-8	1	9	3	1	0	3	26
Hindenlang	0-1	0-0	0-0	0-1	1	0	1	1	0	0	9
TEAM				1-2							
Totals	27-55	9-20	19-22	5-31	16	82	17	7	5	8	200

Halftime: UD 38-37. **FG%:** W&M .444, UD .491. **3FG%:** W&M .500, UD .450. **FT%:** W&M .400, UD .864. **Officials:** Frank Scagliotta, Leslie Jones, Ray Styons. **Technical Fouls:** Strohbahn (W&M); Slattery (UD). **Attendance:** 5,000.

Game 27

Old Dominion 81, William and Mary 53
February 23, 2002 • Norfolk, Virginia

Old Dominion (12-15, 7-10 CAA)

	fg-a	3fg-a	ft-a	or-tr	pf	tp	a	to	b	s	m
Marsh f	8-12	0-1	4-4	1-9	1	20	0	0	1	2	27
Wright f	6-10	3-6	0-0	2-4	1	15	5	0	1	2	28
McGowen c	3-6	0-0	2-2	2-7	2	8	0	0	1	0	24
Green g	6-10	1-1	1-2	2-5	2	14	3	2	0	1	22
Thomas g	2-5	0-1	0-0	0-2	1	4	3	2	1	0	31
T'leous	0-0	0-0	0-0	0-0	1	0	1	0	0	0	5
Waller	2-5	0-1	4-4	1-6	1	8	2	2	0	0	19
Drewry	0-1	0-1	0-0	0-1	1	0	0	0	0	0	4
Nance	1-2	1-2	2-3	0-0	3	5	4	3	0	0	16
Hickson	0-0	0-0	0-0	0-0	0	0	0	1	0	0	2
Smith	2-4	0-0	1-3	0-1	0	5	0	0	0	0	11
Principe	1-1	0-0	0-0	0-0	5	2	0	1	0	0	11
TEAM				2-7							
Totals	31-56	5-13	14-18	10-42	18	81	18	12	3	7	200

William and Mary (10-17, 7-10 CAA)

	fg-a	3fg-a	ft-a	or-tr	pf	tp	a	to	b	s	m
Johnson f	3-7	1-3	0-0	2-4	1	7	1	2	0	0	17
Hess f	1-7	0-3	0-0	1-2	4	2	0	0	0	1	26
Strohbehn c	2-7	0-3	2-2	2-5	2	6	0	1	2	0	20
D'Antoni g	1-8	1-4	1-2	0-2	2	4	1	0	0	0	25
Carbaugh g	2-8	1-2	0-0	1-3	0	5	1	1	0	1	23
Rivers	5-10	1-2	2-4	0-2	1	13	1	2	0	2	28
Lee	1-2	0-0	0-0	0-1	0	2	0	0	0	1	2
Davis	0-0	0-0	0-0	0-0	0	0	0	0	0	0	2
Markham	0-1	0-0	0-0	1-1	2	0	1	1	0	0	18
Viglianco	2-3	2-3	1-2	0-0	2	7	1	0	0	0	15
Duggins	0-5	0-0	5-6	0-3	2	5	0	0	0	0	12
Cope	0-1	0-0	2-4	1-1	1	2	0	1	0	0	12
TEAM				5-6							
Totals	17-59	6-20	13-20	13-30	17	53	6	10	1	7	200

Halftime: ODU 33-22. **FG%:** W&M .288, ODU .554. **3FG%:** W&M .300, ODU .385. **FT%:** W&M .650, ODU .778. **Officials:** Terry Nobles, Bill Humes, Emanuel Upton. **Attendance:** 2,343.

Game 28

Virginia Commonwealth 68, William and Mary 60
February 25, 2002 • Richmond, Virginia

William and Mary (10-18, 7-11 CAA)

	fg-a	3fg-a	ft-a	or-tr	pf	tp	a	to	b	s	m
Johnson f	4-8	2-5	1-2	2-3	2	11	0	2	0	0	32
Hess f	7-19	0-2	9-11	5-15	2	23	4	1	0	1	40
Strohbehn c	3-10	0-2	0-0	1-3	2	6	0	2	0	1	16
D'Antoni g	0-3	0-1	0-0	2-2	0	0	0	0	0	0	10
Carbaugh g	0-2	0-1	0-0	0-2	1	0	0	1	0	0	8
Rivers	3-9	2-2	3-4	4-5	4	11	2	2	0	1	37
Markham	0-3	0-0	2-4	2-3	3	2	2	3	0	0	26
Duggins	0-0	0-0	2-2	0-3	3	2	0	2	0	0	9
Cope	2-6	0-0	1-2	3-6	3	5	0	1	0	1	22
TEAM				4-6							
Totals	19-60	4-13	18-25	23-48	22	60	8	15	0	4	200

Virginia Commonwealth (19-10, 11-7 CAA)

	fg-a	3fg-a	ft-a	or-tr	pf	tp	a	to	b	s	m
Taylor f	1-4	1-4	11-11	0-4	4	14	1	0	1	0	27
Graham f	1-5	1-4	0-2	0-0	3	3	2	1	1	1	33
Jones f	8-17	1-3	6-6	1-5	3	23	3	2	1	3	37
Willie f	5-8	3-5	0-0	1-2	1	13	2	1	0	2	33
Likholitov c	4-7	0-0	7-8	4-11	3	15	0	1	1	0	31
Nesterov	0-3	0-2	0-0	1-2	2	0	0	1	1	2	14
Clark	0-4	0-0	0-0	1-3	2	0	0	0	0	0	15
Mathis	0-2	0-1	0-0	0-0	2	0	0	3	0	0	10
TEAM				0-3							
Totals	19-50	6-19	24-27	8-30	21	68	8	9	5	8	200

Halftime: VCU 68-60. **FG%:** W&M .317, VCU .380. **3FG%:** W&M .308, VCU .316. **FT%:** W&M .720, VCU .889. **Officials:** Larry Rose, John Clougherty, Ted Valentine. **Technical Fouls:** Cope (W&M); Graham (VCU). **Attendance:** 5,039.

Game 29

James Madison 78, William and Mary 67
March 1, 2002 • Richmond, Virginia

James Madison (14-14)

	fg-a	3fg-a	ft-a	or-tr	pf	tp	a	to	b	s	m
Younger f	5-5	0-0	1-1	4-6	3	11	0	0	2	0	29
Broyles f	4-8	3-5	0-0	1-3	5	11	2	2	0	0	19
Caskill c	4-5	0-0	0-0	2-7	4	8	0	0	1	0	19
Fanning g	5-13	0-2	9-10	0-2	1	19	1	3	0	1	36
Williams g	2-10	0-1	5-9	2-13	2	9	9	1	0	0	34
Hatter	1-6	0-3	2-4	0-1	4	4	0	0	0	0	18
Freeman	0-3	0-0	0-0	2-2	0	0	0	0	0	0	4
Whitehead	2-2	0-0	6-8	1-5	2	10	0	1	1	0	21
Lyle	2-5	2-3	0-0	0-3	1	6	0	1	1	0	20
TEAM				1-4							
Totals	25-57	5-14	23-34	13-46	22	78	12	8	5	2	200

William and Mary (10-19)

	fg-a	3fg-a	ft-a	or-tr	pf	tp	a	to	b	s	m
Johnson f	1-4	1-2	5-6	1-3	1	8	1	0	0	1	24
Hess f	8-16	2-6	5-9	1-7	4	23	1	1	0	0	38
Strohbehn c	4-13	0-2	3-4	4-6	3	11	1	0	1	1	26
Rivers g	2-5	0-0	3-4	0-3	5	7	0	4	0	0	33
Viglianco g	0-3	0-1	0-0	0-5	1	0	1	0	0	0	20
Lee	0-0	0-0	0-0	0-0	0	0	0	0	0	0	1
D'Antoni	4-8	2-6	0-1	0-0	4	10	4	3	0	1	20
Markham	0-0	0-0	0-0	0-0	0	0	0	0	0	0	4
Carbaugh	0-2	0-2	0-0	0-0	1	0	1	0	0	0	9
Duggins	0-3	0-0	2-2	0-3	2	2	1	0	0	0	14
Cope	2-3	0-0	2-3	3-4	3	6	1	1	0	0	11
TEAM				1-2							
Totals	21-57										

History and Record Book



Mike Johnson (2002) graduated with the fifth-best career three-point percentage in W&M history.

History and Records

Yearly Win/Loss Records

Year	Coach	W-L	Pct
1905-06	J. Merrill Blanchard	4-1	.800
1906-07	H.W. Withers	1-4	.200
1907-08	F.M. Crawford	1-4	.200
1908-09	F.M. Crawford	7-3	.700
1909-10	F.M. Crawford	1-3	.250
1910-11	F.M. Crawford	3-1	.750
1911-12	W.J. Young	2-5	.286
1912-13	W.J. Young	8-1	.889
1913-14	D.W. Draper	3-6	.333
1914-15	D.W. Draper	5-8	.385
1915-16	D.W. Draper	7-4	.636
1916-17	S.H. Hubbard	4-9	.308
1917-18	H.K. Young	6-11	.353
1918-19	V.M. Geddy	3-6	.333
1919-20	James G. Driver	5-7	.417
1920-21	James G. Driver	8-3	.727
1921-22	James G. Driver	10-2	.833
1922-23	James G. Driver	8-4	.667
1923-24	J. Wilder Tasker	7-13	.350
1924-25	J. Wilder Tasker	11-6	.647
1925-26	J. Wilder Tasker	9-8	.529
1926-27	J. Wilder Tasker	7-8	.467
1927-28	J. Wilder Tasker	16-4	.800
1928-29	L. Tucker Jones	9-11	.450
1929-30	John Kellison	16-6	.727
1930-31	John Kellison	13-4	.765
1931-32	John Kellison	13-6	.684
1932-33	John Kellison	13-5	.722
1933-34	John Kellison	4-9	.308
1934-35	Tom Dowler	10-5	.667
1935-36	Tom Dowler	11-6	.647

Southern Conference

Year	Coach	Overall		Conference		Conference Finish/Postseason
		W-L	Pct	W-L	Pct.	
1936-37	Tom Dowler	0-18	.000	0-13	.000	16th place
1937-38	John Kellison	2-10	.167	0-8	.000	15th place
1938-39	John Kellison	9-12	.429	4-9	.308	12th place
1939-40	Dwight Steussey	13-10	.565	6-5	.545	8th place (tie)
1940-41	Dwight Steussey	15-10	.600	8-3	.727	2nd place (tie)
1941-42	Dwight Steussey	15-9	.625	8-4	.667	5th place (tie)
1942-43	Dwight Steussey	11-10	.524	6-4	.600	6th place
1943-44	Rube McCray	10-11	.476	1-3	.250	10th place
1944-45	Rube McCray	7-10	.412	3-4	.429	7th place
1945-46	S.B. Holt	10-10	.500	5-5	.500	6th place
1946-47	Richard F. Gallagher	14-12	.538	6-6	.500	9th place
1947-48	Bernard E. Wilson	13-10	.565	8-7	.533	8th place (tie)
1948-49	Bernard E. Wilson	24-10	.706	10-3	.769	2nd place
1949-50	Bernard E. Wilson	23-9	.719	12-4	.750	2nd place (tie)
1950-51	Bernard E. Wilson	20-11	.645	13-6	.684	4th place (tie)
1951-52	H. Lester Hooker	15-13	.536	10-6	.625	8th place
1952-53	Boydston H. Baird	10-13	.435	6-13	.316	12th place
1953-54	Boydston H. Baird	9-14	.391	6-5	.545	5th place
1954-55	Boydston H. Baird	11-14	.440	7-5	.583	6th place
1955-56	Boydston H. Baird	12-14	.462	9-7	.563	5th place
1956-57	Boydston H. Baird	9-18	.333	7-11	.389	6th place

History and Records

1957-58	William B. Chambers	15-14	.517	9-9	.500	5th place
1958-59	William B. Chambers	13-11	.542	7-7	.500	4th place
1959-60	William B. Chambers	15-11	.577	10-5	.667	3rd place
1960-61	William B. Chambers	14-10	.583	9-6	.600	4th place
1961-62	William B. Chambers	7-17	.292	5-11	.313	8th place (tie)
1962-63	William B. Chambers	15-9	.625	10-5	.667	3rd place
1963-64	William B. Chambers	9-13	.409	5-9	.357	7th place
1964-65	William B. Chambers	12-13	.480	6-8	.429	6th place
1965-66	William B. Chambers	13-12	.520	8-3	.727	3rd place
1966-67	Warren Mitchell	14-11	.560	8-5	.615	3rd place
1967-68	Warren Mitchell	6-18	.250	4-10	.286	8th place
1968-69	Warren Mitchell	6-20	.231	3-8	.273	7th place
1969-70	Warren Mitchell	11-16	.407	5-7	.417	5th place
1970-71	Warren Mitchell	11-16	.408	7-3	.700	2nd place
1971-72	Warren Mitchell	10-17	.370	6-4	.600	3rd place
1972-73	Ed Ashnault	10-17	.370	5-6	.455	5th place
1973-74	Ed Ashnault	9-18	.333	5-6	.455	5th place
1974-75	George Balanis	16-12	.571	6-5	.545	3rd place
1975-76	George Balanis	15-13	.536	8-3	.727	2nd place
1976-77	George Balanis	16-14	.533	7-4	.636	4th place

ECAC South

Year	Coach	Overall		Conference		Conference Finish/Postseason
		W-L	Pct	W-L	Pct.	
1977-78	Bruce Parkhill	16-10	.615			
1978-79	Bruce Parkhill	9-17	.346			
1979-80	Bruce Parkhill	12-15	.444			
1980-81	Bruce Parkhill	16-12	.571			
1981-82	Bruce Parkhill	16-12	.571			
1982-83	Bruce Parkhill	20-9	.690	9-0	1.000	1st place/NIT, 1st round
1983-84	Barry Parkhill	14-14	.500	6-4	.500	2nd place (tie)
1984-85	Barry Parkhill	16-12	.571	9-5	.643	4th place

Colonial Athletic Association

Year	Coach	Overall		Conference		Conference Finish/Postseason
		W-L	Pct	W-L	Pct.	
1985-86	Barry Parkhill	8-20	.286	3-11	.214	6th place (tie)
1986-87	Barry Parkhill	5-22	.185	2-12	.143	8th place
1987-88	Chuck Swenson	10-19	.345	5-9	.357	6th place (tie)
1988-89	Chuck Swenson	5-23	.179	3-11	.214	7th place
1989-90	Chuck Swenson	6-22	.214	2-12	.143	8th place
1990-91	Chuck Swenson	13-15	.464	6-8	.429	5th place (tie)
1991-92	Chuck Swenson	10-19	.345	3-11	.214	7th place (tie)
1992-93	Chuck Swenson	14-13	.519	6-8	.429	4th place (tie)
1993-94	Chuck Swenson	4-23	.148	2-12	.143	8th place
1994-95	Charlie Woollum	8-19	.296	6-8	.429	6th place
1995-96	Charlie Woollum	10-16	.385	6-10	.375	6th place (tie)
1996-97	Charlie Woollum	12-16	.429	8-8	.500	5th place (tie)
1997-98	Charlie Woollum	20-7	.741	13-3	.813	1st place (tie)
1998-99	Charlie Woollum	8-19	.296	3-13	.188	8th place
1999-00	Charlie Woollum	11-17	.393	6-10	.375	6th place (tie)
2000-01	Rick Boyages	11-17	.393	7-9	.438	5th place (tie)
2001-02	Rick Boyages	10-19	.345	7-11	.389	6th place (tie)

No Conference **225-173** **.565**

Southern Conf. **489-530** **.480** **268-255** **.512**

ECAC South **119-101** **.541** **24-9** **.727**

Colonial Ath. Assoc. **165-306** **.350** **88-166** **.346**

TOTAL **998-1110** **.473** **380-430** **.469**

All-Time Coaching Records

Coach	Years	No.	Record	Pct.
J. Merrill Blanchard	1906	1	4-1	.800
H.W. Withers	1907	1	4-1	.800
F.M. Crafword	1908-1911	4	12-11	.522
W.J. Young	1912-13	2	10-6	.625
D.W. Draper	1914-16	3	15-18	.454
S.H. Hubbard	1917	1	4-9	.307
H.K. Young	1918	1	6-11	.352
V.M. Geddy	1919	1	3-6	.333
James G. Driver	1920-23	4	31-17	.646
J. Wilder Tasker	1924-28	5	49-44	.527
L. Tucker Jones	1929	1	9-11	.450
John Kellison	1930-34, 38-39	7	70-52	.574
Tom Dowler	1935-37	3	21-29	.420
Dwight Steussey	1940-43	4	53-40	.570
Rube McCray	1944-45	2	16-22	.421
S.B. Holt	1946	1	10-10	.500
Richard F. Gallagher	1947	1	14-12	.538
Bernard E. Wilson	1948-51	4	80-40	.667
H. Lester Hooker	1952	1	15-13	.536
Boydston H. Baird	1953-57	5	51-73	.411
William B. Chambers	1958-66	9	113-110	.507
Warren Mitchell	1967-72	6	58-98	.372
Ed Ashnault	1973-74	2	19-35	.352
George Balanis	1975-77	3	47-39	.546
Bruce Parkhill	1978-83	6	89-75	.543
Barry Parkhill	1984-87	4	43-68	.387
Chuck Swenson	1988-94	7	62-134	.316
Charlie Woollum	1994-00	6	69-84	.423
Rick Boyages	2000-	2	21-36	.368



Charlie Woollum



Bruce Parkhill

Honors and Awards

NCAA Records

Rebounds (Single Game)

51 Bill Chambers vs. Virginia
(2/14/53)

Player Awards

U.S. Basketball Writers

Association Most Courageous Award

1978 John Kratzer

All-America

1949 Chet Giermak (Helms Athletic Foundation)

1953 Bill Chambers (Helms Athletic Foundation)

1955 Johnny Mahoney (3, Helms Athletic Foundation)

1961 Jeff Cohen (Helms Athletic Foundation)

1981 Mike Strayhorn (HM)



Bill Chambers

Academic All-America

1950 Chet Giermak

1983 Keith Cieplicki (3)

1984 Keith Cieplicki (3)

1985 Keith Cieplicki (1)

NCAA Post-Graduate Scholarship

1985 Keith Cieplicki

All-District

1950 Chet Giermak

1998 Randy Bracy

Southern Conference Athlete of the Year

1961 Jeff Cohen

Southern Conference Player of the Year

1961 Jeff Cohen

1971 Tom Jasper

All-Southern Conference

1947 Chet Giermak (2)

1949 Chet Giermak (1)

1950 Chet Giermak (1)

1951 Perry Lewis (2)
Jay Handlan (2)

1952 Bill Chambers (2)

1953 Bill Chambers (2)

1958 Roy Lange (1)

1959 Roy Lange (1)

Jeff Cohen (2)

1960 Jeff Cohen (1)

Bev Vaughan (2)

1961 Jeff Cohen (1)

1963 Roger Bergey (2)

1964 Dave Hunter (2)

1966 Ben Pomeroy (1)

1967 Ben Pomeroy (1)

Ron Panneton (2)

1968 Bob Sherwood (1)

1970 Bob Sherwood (2)

1971 Tom Jasper (1)

Steve Dodge (2)

1972 Jeff Trammell (2)

1973 Mike Arizin (2)

1974 Mike Arizin (2)

1975 Ron Satterthwaite (1)

1976 John Lowenhaupt (1)

Ron Satterthwaite (2)

1977 John Lowenhaupt (2)



Randy Bracy

Southern Conference Tournament MVP

1948 Jere Bunting

1949 Chet Giermak

Southern Conference All-Tournament Team

1942 Glenn Knox (1)
Al Vandeweghe (1)

1945 Stan Magdziak (2)

1948 Jere Bunting (1)

1949 Chet Giermak (1)

1950 Ed McMillan (1)

1951 Ed McMillan (1)

1952 Bill Chambers (2)

1958 Jeff Cohen (1)

Roy Lange (1)

1959 Jeff Cohen (1)

Roy Lange (1)

1960 Jeff Cohan (1)

1961 Jeff Cohen (1)

Roger Bergey (2)

1963 Bob Harris (2)

1965 Martin Morris (1)

Walter Wenk (1)

Ben Pomeroy (2)

1966 Tim Walter (2)

1967 Ron Panneton (2)

1970 Bob Sherwood (2)

1971 Tom Jasper (1)

Honors and Awards

- 1972 Jeff Trammell (1)
Jerry Fisher (2)
1973 Tom Pfingst (1)
Mike Arizin (2)
1974 Mike Arizin (1)
1975 John Lowenhaupt (1)
Ron Satterthwaite (1)
1976 Ron Satterthwaite (1)

Southern Conference Player of the Week

- 1970 Bob Sherwood (wk 2)
1971 Tom Jasper (wk 6)
1973 Matt Courage (wk 2)
Mike Arizin (wk 9)
1974 Mike Arizin (wk 2)
1975 John Lowenhaupt (wk 11)
1976 Ron Satterthwaite (wk 1)
Ron Satterthwaite (wk 9)
John Lowenhaupt (wk 10)

All-ECAC South

- 1981 Mike Strayhorn (1)
1983 Keith Cieplicki (1)
Brant Weidner (1)
1984 Keith Cieplicki (1)
1985 Keith Cieplicki (1)

ECAC South All-Tournament Team

- 1983 Keith Cieplicki
Kevin Richardson
1985 Keith Cieplicki



Jim Moran



Shaka Arnold

ECAC South All-Star Team

- 1981 Mike Strayhorn

CAA Rookie of the Year

- 1990 Thomas Roberts

All-CAA

- 1988 Tim Trout (2)
1989 Tom Bock (2)
1991 Thomas Roberts (2)
1992 Thomas Roberts (2)
1993 Thomas Roberts (2)
1995 Kurt Small (2)
1996 David Cully (2)
1997 Bobby Fitzgibbons (2)
1998 Randy Bracy (1)
Terence Jennings (2)
2000 Jim Moran (2)
2001 Jim Moran (2)
2002 Mike Johnson (2)

CAA All-Rookie Team

- 1987 Curtis Pride
1988 Jimmy Apple
1989 Scott Smith
1990 Thomas Roberts
1991 Chris Jensen
1992 Kurt Small
1996 Randy Bracy
1998 Jim Moran
Bill Phillips
2000 Adam Duggins
2002 Nick D'Antoni

CAA All-Defensive Team

- 1988 Curtis Pride
1989 Curtis Pride
1991 Derrick Peters
1992 Derrick Peters
1994 David Cully
1995 David Cully
1996 David Cully
1997 Shaka Arnold
1998 Terence Jennings
2000 Jim Moran

CAA All-Tournament Team

- 1988 Tim Trout
1997 Randy Bracy

CAA All-Academic Team

- 1988 Tim Trout
1989 Matt O'Reilly
1990 Matt O'Reilly
2002 Adam Hess



Terence Jennings

Coach Awards

District Coach of the Year

- 1998 Charlie Woollum


ECAC South Coach of the Year

- 1983 Bruce Parkhill

CAA Coach of the Year

- 1998 Charlie Woollum

Kraze Award



John Kratzer

John Kratzer, captain of William and Mary's 1977-78 men's basketball team, received the inaugural United States Basketball Writers Association Most Courageous Athlete award. After lettering his first two years at forward, Kratzer was diagnosed with cancer and battled the disease for three more years. Throughout the ordeal, John never lost his sense of humor and continued to be the player who kept the team loose and served as an inspiration. "Kraze" attended practices and sat on the bench his senior year, playing a major role in W&M's 78-75 win over No. 2 North Carolina on December 7, 1977. Through it all, John's warmth, cheerfulness and courage touched countless people.

The "Kraze Award" is William and Mary basketball's most coveted award. Recipients over the past years include:

1993	Brendan Connor
1995	Carl Parker
1996	Carl Parker
1997	Shaka Arnold
1998	Terence Jennings
1999	Jim Moran
2000	James Haunty
2001	Brian Brown
2002	Cody Carbaugh

Individual Records

Scoring

Game	49	Jeff Cohen vs. Rich. (2/25/61)
Season	740	Chet Giermak (1949)
Career	2052	Chet Giermak (1947-50)

Scoring Average

Season	27.3	John Mahoney (1955)
Career	20.6	Bob Sherwood (1968, 70)

Field Goals

Game	21	Jeff Cohen vs. Rich. (2/25/61)
	21	Chet Giermak vs. Balt. (1/11/49)

Consecutive in Game

14 Keith Cieplicki vs. Drexel (12/1/84)

Season	301	Chet Giermak (1949)
---------------	-----	---------------------

Consecutive in Season

17 Tom Bock (2/11-18/92)

Career	847	Chet Giermak (1947-50)
---------------	-----	------------------------

Field Goal Attempts

Game	24	Kurt Small at The Citadel (12/4/93)
-------------	----	-------------------------------------

Season	673	Chet Giermak (1949)
---------------	-----	---------------------

Career	1751	Chet Giermak (1947-50)
---------------	------	------------------------

Field Goal Percentage

Game	1.000	Tom Bock vs. Navy (2/15/89) (10-10)
		Jim McDonough vs. Rich. (2/21/76) (10-10)

Season	.599	Carl Parker (1996) (164-274)
---------------	------	------------------------------

Career	.560	Carl Parker (1993-96) (478-853)
---------------	------	---------------------------------

Three-Point Field Goals

Game	9	Matt Verkey vs. GMU (2/27/95)
-------------	---	-------------------------------

Season	75	Greg Burzell (1988)
---------------	----	---------------------

Career	218	Matt Verkey (1993-96)
---------------	-----	-----------------------

Three-Point Field Goal Attempts

Game	16	Greg Burzell at Rich. (2/27/88)
-------------	----	---------------------------------

Season	172	Randy Bracy (1998)
---------------	-----	--------------------

Career	583	Matt Verkey (1993-96)
---------------	-----	-----------------------

Three-Point Field Goal Percentage

Game	.833	Greg Burzell at ECU (1/27/88) (5-6)
		Matt Verkey vs. Amer. (2/6/93) (5-6)

Season	.441	Greg Burzell (1988) (75-170)
---------------	------	------------------------------

Career	.413	Bobby Fitzgibbons (1996-97) (119-288)
---------------	------	---------------------------------------

Free Throws

Game	19	Kurt Small at The Citadel (12/4/93)
-------------	----	-------------------------------------

Season	227	Roy Lange (1958)
---------------	-----	------------------

Career	565	Jeff Cohen (1958-61)
---------------	-----	----------------------

Free Throw Attempts

Game	24	Kurt Small at The Citadel (12/4/93)
-------------	----	-------------------------------------

Season	288	Roy Lange (1958)
---------------	-----	------------------

Career	784	Jeff Cohen (1958-61)
---------------	-----	----------------------

Free Throw Percentage

Game	1.000	Mit Winter vs. JMU (1/24/01) (17-17)
-------------	-------	--------------------------------------

Season	.917	Scott Coval (1986) (111-121)
---------------	------	------------------------------

Career	.899	Scott Coval (1983-86) (259-288)
---------------	------	---------------------------------

Rebounding

Game	51	Bill Chambers vs. Virginia (2/14/53)
-------------	----	--------------------------------------

Season	509	Bill Chambers (1952)
---------------	-----	----------------------

Career	1679	Jeff Cohen (1958-61)
---------------	------	----------------------

Rebounding Average

Season	21.7	Bill Chambers (1953)
---------------	------	----------------------

Career	16.3	Jeff Cohen (1958-61)
---------------	------	----------------------

Assists

Game	15	Scott Coval vs. GMU (2/23/85)
-------------	----	-------------------------------

Season	168	Scott Coval (1985)
---------------	-----	--------------------

Career	409	Scott Coval (1983-86)
---------------	-----	-----------------------

Blocked Shots

Game	10	David Cully vs. GMU (2/26/96)
-------------	----	-------------------------------

Season	91	David Cully (1995)
---------------	----	--------------------

Career	248	David Cully (1993-96)
---------------	-----	-----------------------

Steals

Season	112	Jim McDonough (1976)
---------------	-----	----------------------

Career	207	Bill Barnes (1979-82)
---------------	-----	-----------------------

Consecutive Games Started

Career	113	Keith Cieplicki (1982-85)
---------------	-----	---------------------------

Games Played

Career	120	Ed McMillan (1948-51)
---------------	-----	-----------------------

Team Records



David Cully holds W&M's single-game (10), season (168) and career (409) blocked shot records.

Scoring

Half 64 2nd vs. Virginia Tech (2/7/55)
Game 116 vs. GMU (2/27/95)
Season 2193 1949 (34 games)

Scoring Average

Season 81.4 1955 (25 games)

Field Goals

Game 43 vs. GMU (2/27/95)
Season 864 1977 (30 games)

Field Goal Attempts

Game 86 at GMU (1/24/96)
Season 2357 1949 (34 games)

Field Goal Percentage

Season .524 1983 (723-1379)

Three-Point Field Goals

Game 16 at GMU (1/24/96)
vs. UNCG (12/21/93)
Season 188 2000 (28 games)

Three-Point Field Goal Attempts

Game 37 at GMU (1/24/96)
Season 579 2002 (29 games)

Three-Point Field Goal Percentage

Game .857 at ECU (1/27/88) (6-7)
Season .396 1988 (148-374)

Free Throws

Game 33 at UNCW (2/20/93)
Season 670 1958 (29 games)

Free Throw Attempts

Game 53 at UNCW (2/20/93)
Season 922 1958 (29 games)

Free Throw Percentage

Season .772 1983 (470-609)

Rebounding

Game 100 vs. Virginia (2/14/53)
Season 1534 1952 (28 games)

Rebounding Average

Season 54.8 1952 (28 games)

Assists

Game 33 vs. GMU (2/27/95)
Season 508 1977 (30 games)

Blocked Shots

Game 17 vs. GMU (2/26/96)
Season 164 1996 (26 games)

Steals

Season 282 1976 (28 games)

W&M Records - Scoring

Individual Records

Season Scoring

Name	Yr	G	Pts
1. Chet Giermak	1949	34	740
2. John Mahoney	1955	24	656
3. Chet Giermak	1950	31	646
4. Jeff Cohen	1960	26	628
5. Roy Lange	1958	29	583
6. Jeff Cohen	1961	24	575
7. Keith Cieplicki	1985	28	566
8. Bob Sherwood	1968	24	545
9. Bill Chambers	1951	31	532
10. Tom Jasper	1971	27	519
11. John Lowenhaupt	1977	30	518
12. Ron Panneton	1967	25	516
13. Bob Sherwood	1970	27	506
14. John Lowenhaupt	1978	26	504
15. Tim Trout	1988	29	489
16. Kurt Small	1995	27	484
17. Ron Satterthwaite	1975	28	473
18. Mike Arizin	1974	27	471
19. Thomas Roberts	1993	27	470
20. Bill Chambers	1953	23	465
Mike Arizin	1973	27	465
Keith Cieplicki	1983	29	465

Season Scoring Average

Name	Yr	G	Pts	Avg
1. John Mahoney	1955	24	656	27.3
2. Jeff Cohen	1960	26	628	24.2
3. Jeff Cohen	1961	24	575	24.0
4. Bob Sherwood	1968	24	545	22.7
5. Chet Giermak	1949	34	740	21.8
6. Chet Giermak	1950	31	646	20.8
7. Ron Panneton	1967	25	516	20.6
8. Bill Chambers	1953	23	465	20.2
9. Keith Cieplicki	1985	28	566	20.2
10. Roy Lange	1958	29	583	20.1
11. John Mahoney	1954	23	456	19.8
12. John Lowenhaupt	1978	26	504	19.4
13. Tom Jasper	1971	27	519	19.2
14. Bob Sherwood	1970	27	506	18.7
15. Kurt Small	1995	27	484	17.9
16. Mike Arizin	1974	27	471	17.4
17. Thomas Roberts	1993	27	470	17.4
18. Dave Hunter	1964	22	380	17.3
19. John Lowenhaupt	1977	30	518	17.3
20. Randy Bracy	1998	26	448	17.2

Career Scoring


Name	Yrs	G	Pts
1. Chet Giermak	1947-50	111	2052
2. Jeff Cohen	1958-61	103	2003
3. John Lowenhaupt	1975-78	112	1866
4. Keith Cieplicki	1982-85	113	1812
5. Thomas Roberts	1990-93	111	1765
6. Kurt Small	1992-95	108	1487
7. Bill Chambers	1951-53	82	1456
8. John Mahoney	1952-55	78	1446
9. Ron Satterthwaite	1974-77	106	1394
10. Ed McMillan	1948-51	120	1340
11. Scott Smith	1989-92	107	1339
12. Jim Moran	1998-01	107	1324
13. Randy Bracy	1996-99	92	1229
14. Matt Verkey	1993-96	106	1209
15. Roy Lange	1956-59	88	1192
16. Bev Vaughan	1958-61	88	1185
17. Ron Panneton	1966-68	73	1182
18. Matt Courage	1973-75, 77	110	1164
19. Carl Parker	1993-96	107	1150
20. Kevin Richardson	1982-85	113	1139

Career Scoring Average (minimum 50 games)

Name	Yrs	G	Pts	Avg
1. Bob Sherwood	1968, 70	51	1051	20.6
2. Jeff Cohen	1958-61	103	2003	19.4
3. John Mahoney	1952-55	78	1446	18.5
4. Chet Giermak	1947-50	111	2052	18.5
5. Tom Jasper	1970-71	54	982	18.2
6. Bill Chambers	1951-53	82	1456	17.8
7. Mike Arizin	1973-74	54	936	17.3
8. John Lowenhaupt	1975-78	112	1866	16.7
9. Ron Panneton	1966-68	73	1182	16.2
10. Keith Cieplicki	1982-85	113	1812	16.0
11. Thomas Roberts	1990-93	111	1765	15.9
12. Ben Pomeroy	1965-67	74	1085	14.7
13. Steve Dodge	1969-71	63	892	14.2
14. Dave Hunter	1963-64	60	829	13.8
15. Kurt Small	1992-95	108	1487	13.8
16. Roy Lange	1956-59	88	1192	13.5
17. Bobby Fitzgibbons	1996-97	54	728	13.5
18. Bev Vaughan	1958-61	88	1185	13.5
19. Randy Bracy	1996-99	92	1229	13.4
20. Ron Satterwaite	1974-77	106	1394	13.2

With the exception of Chet Giermak, William and Mary scoring records are not available prior to the 1948 season.

Jeff Cohen



W&M Records - Scoring

Team Records

Season Scoring


Year	G	Pts
1. 1949	34	2193
2. 1977	30	2175
3. 1970	27	2117
4. 1958	29	2110
5. 1951	31	2062
6. 1988	29	2061
7. 1973	27	2047
8. 1955	25	2035
9. 1993	27	2025
10. 1952	28	2013

Season Scoring Average

Year	G	Pts	Avg
1. 1955	25	2035	81.4
2. 1953	23	1817	79.0
3. 1970	27	2117	78.4
4. 1960	26	2011	77.3
5. 1968	24	1846	76.9
6. 1973	27	2047	75.8
7. 1956	26	1955	75.2
8. 1993	27	2025	75.0
9. 1961	24	1800	75.0
10. 1996	26	1923	74.0

Yearly Scoring Leaders

Season	Name	Points	Avg
1948	Chet Giermak	394	17.1
1949	Chet Giermak	740	21.8
1950	Chet Giermak	646	20.8
1951	Bill Chambers	532	17.2
1952	Bill Chambers	459	16.4
1953	Bill Chambers	465	20.2
1954	John Mahoney	456	19.8
1955	John Mahoney	656	27.3
1956	Dick Savage	431	16.6
1957	Don Engelken	372	13.8
1958	Roy Lange	583	20.1
1959	Jeff Cohen	395	16.5
	Roy Lange	340	17.0
1960	Jeff Cohen	628	24.2
1961	Jeff Cohen	575	24.0
1962	Roger Bergey	361	15.0
1963	Bob Harris	353	14.7
1964	Dave Hunter	380	17.3
1965	Walter Wenk	358	14.3
	Martin Morris	335	16.0
1966	Ben Pomeroy	411	17.1
1967	Ron Panneton	516	20.6
1968	Bob Sherwood	545	22.7
1969	Dave Daugherty	372	14.3
1970	Bob Sherwood	506	18.7
1971	Tom Jasper	519	19.2
1972	Jeff Trammell	437	16.2
1973	Mike Arizin	465	17.2
1974	Mike Arizin	471	17.4
1975	Ron Satterthwaite	473	16.9
	John Lowenhaupt	447	16.0
	Ron Satterthwaite	372	16.9
1977	John Lowenhaupt	518	17.3
1978	John Lowenhaupt	504	19.4
1979	Scott Whitley	322	12.4
1980	Scott Whitley	349	13.4
1981	Scott Whitley	297	10.6
	Mike Strayhorn	266	11.1
1982	Keith Cieplicki	352	12.6
1983	Keith Cieplicki	465	16.0
1984	Keith Cieplicki	429	15.3
1985	Keith Cieplicki	566	20.2
1986	Scott Coval	341	12.2
1987	Tim Trout	346	12.8
1988	Tim Trout	489	16.9
1989	Tom Bock	408	16.3
1990	Scott Smith	409	14.6
1991	Thomas Roberts	454	16.8
1992	Thomas Roberts	449	15.5
1993	Thomas Roberts	470	17.4
1994	Kurt Small	423	15.7
1995	Kurt Small	484	17.9
1996	Carl Parker	396	15.2
1997	Bobby Fitzgibbons	409	14.6
1998	Randy Bracy	448	17.2
1999	Jim Moran	357	13.2
	Randy Bracy	240	13.3
2000	Jim Moran	387	14.1
2001	Jim Moran	382	13.6
2002	Mike Johnson	334	11.5



John Mahoney

In years when different individuals led the team in total points and points per game, both players are listed.

W&M Records - Field Goals

Individual Records

Season Field Goals

Name	Yr	G	FG
1. Chet Giermak	1949	34	301
2. Chet Giermak	1950	31	258
3. Keith Cieplicki	1985	28	235
4. Jeff Cohen	1960	26	230
5. Bob Sherwood	1968	24	222
6. John Mahoney	1955	24	220
7. Tom Jasper	1971	27	215
8. Bob Sherwood	1970	27	209
9. Tom Jasper	1970	27	205
10. Bill Chambers	1951	31	199

Season Field Goal Attempts

Name	Yr	G	FGA
1. Chet Giermak	1949	34	673
2. Chet Giermak	1950	31	630
3. Tom Jasper	1970	27	510
4. Tom Jasper	1971	27	505
5. John Mahoney	1955	24	474
6. Jeff Cohen	1960	26	458
7. Don Engelken	1958	29	450
8. Chet Giermak	1948	23	448
9. Ed McMillan	1951	31	444
10. Bob Sherwood	1968	24	438

Season Field Goal Percentage

(minimum 200 attempts)

Name	Yr	FG-FGA	Pct
1. Carl Parker	1996	164-274	.599
2. John Lowenhaupt	1978	195-337	.579
3. Gary Bland	1984	115-201	.572
4. Keith Cieplicki	1985	235-413	.569
5. Kevin Richardson	1984	124-226	.549
6. Carl Parker	1995	166-305	.544
7. Bob Hoitsma	1957	117-216	.542
8. Todd Cauthorn	1993	132-244	.541
9. Scott Smith	1990	163-302	.540
10. Ken Bowen	1979	110-204	.539

Career Field Goals

Name	Yrs	G	FG
1. Chet Giermak	1947-50	111	847
2. John Lowenhaupt	1975-78	112	734
3. Keith Cieplicki	1982-85	113	726
4. Jeff Cohen	1958-61	103	719
5. Thomas Roberts	1990-93	111	637
6. Scott Smith	1989-92	107	556
7. Ed McMillan	1948-51	120	532
8. Bill Chambers	1951-53	82	524
9. Ron Satterthwaite	1974-77	106	522
10. Kurt Small	1992-95	108	486


Career Field Goal Attempts

Name	Yrs	G	FGA
1. Chet Giermak	1947-50	111	1751
2. Jeff Cohen	1958-61	103	1545
3. Ed McMillan	1948-51	120	1512
4. John Lowenhaupt	1975-78	112	1419
5. Thomas Roberts	1990-93	111	1382
6. Keith Cieplicki	1982-85	113	1341
7. Kurt Small	1992-95	108	1161
8. Ron Satterthwaite	1974-77	106	1141
9. Scott Smith	1989-92	107	1117
10. Bill Chambers	1951-53	82	1113

Career Field Goal Percentage

(minimum 500 attempts)

Name	Yrs	FG-FGA	Pct
1. Carl Parker	1993-96	478-853	.560
2. Mike Strayhorn	1980-83	392-710	.552
3. Ben Blocker	1989-92	329-603	.546
4. Keith Cieplicki	1982-85	726-1341	.541
5. Kevin Richardson	1982-85	441-829	.532
6. Todd Cauthorn	1990-93	311-590	.527
7. John Lowenhaupt	1975-78	734-1419	.517
8. Dave Daugherty	1967-69	337-654	.515
9. Bob Sherwood	1968-70	431-837	.515
10. Ken Bowen	1979-82	359-700	.513



Carl Parker

With the exception of Chet Giermak, William and Mary field goal records are not available prior to the 1948 season.

W&M Records - Field Goals



Keith Cieplicki

Team Records

Field Goals

Year	G	FG
1. 1977	30	864
2. 1949	34	852
3. 1970	27	827
4. 1976	28	800
5. 1973	27	782
6. 1975	28	765
7. 1992	29	764
8. 1951	31	760
9. 1991	28	750
10. 1952	28	740

Field Goal Attempts

Year	G	FGA
1. 1949	34	2357
2. 1950	32	2067
3. 1951	31	2015
4. 1952	28	1978
5. 1970	27	1930
6. 1977	30	1800
7. 1958	29	1790
8. 1973	27	1762
9. 1955	25	1733
10. 1957	27	1705

Field Goal Percentage

Year	FG-FGA	Pct
1. 1983	723-1379	.524
2. 1984	711-1369	.519
3. 1982	676-1324	.511
4. 1978	689-1370	.503
5. 1985	738-1473	.501
6. 1980	670-1361	.492
7. 1977	864-1800	.480
8. 1981	690-1438	.480
9. 1991	750-1566	.479
10. 1976	800-1691	.473

Yearly Field Goal Percentage

Leaders (minimum 200 attempts)

Season	Name	FG-FGA	Pct
1948	Chet Giermak	168-448	.375
1949	Chet Giermak	301-673	.447
1950	Chet Giermak	258-630	.410
1951	Bill Chambers	199-413	.482
1952	Bill Chambers	168-368	.457
1953	Jerry Harris	104-212	.491
1954	John Mahoney	145-302	.480
1955	John Mahoney	220-474	.464
1956	Paul Furlong	116-239	.485
1957	Bob Hoitsma	117-216	.542
1958	Roy Lange	178-364	.489
1959	Roy Lange	129-276	.467
1960	Jeff Cohen	230-458	.502
1961	Jeff Cohen	193-404	.478
1962	Bob Harris	105-225	.467
1963	Dave Hunter	126-245	.514
1964	Dave Hunter	155-338	.459
1965	Tim Walter	93-206	.451
1966	Ben Pomeroy	165-362	.456
1967	Ron Panneton	172-340	.506
1968	Bob Sherwood	222-438	.507
1969	Dave Daugherty	145-271	.535
1970	Bob Sherwood	209-399	.524
1971	Tom Jasper	215-505	.426
1972	Jerry Fisher	126-269	.468
1973	Mike Arizin	173-365	.474
1974	Mike Arizin	176-381	.462
1975	John Lowenhaupt	167-350	.477
1976	John Lowenhaupt	180-358	.503
1977	John Lowenhaupt	192-374	.513
1978	John Lowenhaupt	195-337	.579
1979	Ken Bowen	110-204	.539
1980	Bill Barnes	99-204	.485
1981	Mike Strayhorn	115-219	.525
1982	Keith Cieplicki	144-275	.524
1983	Keith Cieplicki	167-310	.539
1984	Gary Bland	115-201	.572
1985	Keith Cieplicki	235-413	.569
1986	Ken Lambiotte	112-236	.475
1987	Tom Bock	98-205	.478
1988	Tim Trout	190-364	.522
1989	Tom Bock	162-328	.494
1990	Scott Smith	163-302	.540
1991	Scott Smith	149-303	.492
1992	Scott Smith	146-317	.461
1993	Todd Cauthorn	132-244	.541
1994	Matt Verkey	116-275	.422
1995	Carl Parker	166-305	.544
1996	Carl Parker	164-274	.599
1997	Terence Jennings	103-214	.481
1998	Terence Jennings	129-260	.496
1999	Jim Moran	129-265	.487
2000	Jim Moran	140-303	.462
2001	Jim Moran	135-289	.467
2002	Mike Johnson	107-260	.412

W&M Records - Three-Point Field Goals

Individual Records

Season Three-Point Field Goals

Name	Yr	G	3FG
1. Greg Burzell	1988	29	75
2. Randy Bracy	1998	26	65
3. Matt Verkey	1994	27	63
4. Bobby Fitzgibbons	1997	28	62
5. Bobby Fitzgibbons	1996	26	57
David Cox	1994	27	57
7. Matt Verkey	1996	26	56
8. Mike Johnson	2002	29	52
9. Jimmy Apple	1988	29	51
10. Mike Johnson	2001	28	50
Matt Verkey	1993	26	50

Season Three-Point Field Goal Attempts

Name	Yr	G	3FGA
1. Randy Bracy	1998	26	172
2. Greg Burzell	1988	29	170
3. Matt Verkey	1994	27	164
4. David Cox	1994	27	158
5. Bobby Fitzgibbons	1997	28	157
6. Matt Verkey	1996	26	152
7. Mike Johnson	2001	28	149
8. Matt Verkey	1995	27	146
9. Mike Johnson	2002	29	139
10. Jimmy Apple	1988	29	134

Season Three Point Field Goal Percentage

(minimum 75 attempts)

Name	Yr	3FG-A	Pct
1. Greg Burzell	1988	75-170	.441
2. Randy Bracy	1998	65-172	.378
3. Matt Verkey	1994	63-164	.384
4. Bobby Fitzgibbons	1997	62-157	.395
5. Bobby Fitzgibbons	1996	57-131	.435
6. Matt Verkey	1996	56-152	.368
7. David Cox	1994	57-158	.361
8. Matt Verkey	1993	50-121	.413
9. Randy Bracy	1999	34-105	.324
10. Matt Verkey	1995	49-146	.336

Season Three-Point Field Goals Per Game

Name	Yr	G	3FG	3FG/G
1. Greg Burzell	1988	29	75	2.59
2. Randy Bracy	1998	26	65	2.50
3. Matt Verkey	1994	27	63	2.33
4. Bobby Fitzgibbons	1997	28	62	2.21
5. Bobby Fitzgibbons	1996	26	57	2.19
6. Matt Verkey	1996	26	56	2.15
7. David Cox	1994	27	57	2.11
8. Matt Verkey	1993	26	50	1.92
9. Randy Bracy	1999	18	34	1.89
10. Matt Verkey	1995	27	49	1.81

Career Three-Point Field Goals

Name	Yrs	G	3FG
1. Matt Verkey	1993-96	106	218
2. Randy Bracy	1996-99	92	171
3. Greg Burzell	1987-89	82	150
4. Jim Moran	1998-01	107	141
5. David Cox	1992-95	109	137
6. Mike Johnson	2000-02	79	129
7. Jimmy Apple	1988-91	86	124
8. Bobby Fitzgibbons	1996-97	54	119
9. Brendan Connor	1990-93	102	88
10. Kurt Small	1992-95	108	86

Career Three-Point Field Goal Attempts

Name	Yrs	G	3FGA
1. Matt Verkey	1993-96	106	583
2. Randy Bracy	1996-99	92	495
3. David Cox	1992-95	109	395
4. Jim Moran	1998-01	107	376
5. Mike Johnson	2000-02	79	373
6. Greg Burzell	1987-89	82	358
7. Jimmy Apple	1988-91	86	341
8. Bobby Fitzgibbons	1996-97	54	288
9. Kurt Small	1992-95	108	271
10. Brendan Connor	1990-93	102	242

Career Three-Point Field Goal Percentage

(minimum 200 attempts)

Name	Yrs	3FG-A	Pct
1. Bobby Fitzgibbons	1996-97	119-288	.413
2. Matt Verkey	1993-96	218-583	.374
3. Randy Bracy	1996-99	171-495	.345
4. Greg Burzell	1987-89	150-358	.419
5. Mike Johnson	2000-02	129-373	.346
6. Jimmy Apple	1988-91	124-341	.364
7. Jim Moran	1998-01	141-376	.375
8. David Cox	1992-95	137-395	.347
9. Brendan Connor	1990-93	88-242	.364
10. Kurt Small	1992-95	86-271	.317



Bobby Fitzgibbons

The three-point field goal was introduced at the start of the 1987 season.

W&M Records - Three-Point Field Goals

Career Three-Point Field Goals Per Game


(minimum 50 games)

Name	Yrs	G	3FG	3FG/G
1. Bobby Fitzgibbons ..	1996-97	54	119	2.20
2. Matt Verkey	1993-96	106	218	2.06
3. Randy Bracy	1996-99	92	171	1.86
4. Greg Burzell	1987-89	82	150	1.83
5. Mike Johnson	2000-02	79	129	1.63
6. Jimmy Apple	1988-91	86	124	1.44
7. Jim Moran	1998-01	107	141	1.32
8. David Cox	1992-95	109	137	1.26
9. Scotty Scott	1997, 99-00	65	69	1.06
10. Terence Jennings ...	1995-98	71	66	0.93

Team Records

Three-Point Field Goals

Year	G	3FG
1. 2000	28	188
2. 1998	27	187
3. 2002	29	185
4. 1994	27	183
5. 1999	27	180
6. 1996	26	173
7. 1997	28	168
8. 1993	27	159
9. 2001	28	156
10. 1988	29	148



Matt Verkey

Three-Point Field Goal Attempts

Year	G	3FG
1. 2002	29	579
2. 1999	27	548
3. 2000	28	537
4. 1994	27	534
5. 1997	28	530
6. 1998	27	526
7. 2001	28	491
8. 1996	26	470
9. 1993	27	440
10. 1995	27	435

Three-Point Field Goal Percentage

Year	3FG-3FGA	Pct
1. 1988	148-374	.396
2. 1987	66-171	.386
3. 1996	173-470	.368
4. 1992	108-298	.362
5. 1993	159-440	.361
6. 1989	101-280	.361
7. 1998	187-526	.356
8. 2000	188-537	.350
9. 1994	183-534	.343
10. 1991	72-216	.333

Three-Point Field Goals Per Game

Years	G	3FG	3FG/G
1. 1998	27	187	6.93
2. 1994	27	183	6.78
3. 2000	28	188	6.71
4. 1999	27	180	6.67
5. 1996	26	173	6.65
6. 2002	29	185	6.38
7. 1997	28	168	6.00
8. 1993	27	159	5.89
9. 2001	28	156	5.57
10. 1988	29	148	5.10

Yearly Three-Point Field Goal Percentage Leaders

(minimum 75 attempts)

Season	Name	3FG-3FGA	Pct
1987	Greg Burzell	38-84	.452
1988	Greg Burzell	75-170	.441
1989	Jimmy Apple	41-111	.369
1990	Jimmy Apple	32-96	.333
1991	Christopher Jensen	32-85	.376
1992	Brendan Connor	34-78	.436
1993	Matt Verkey	50-121	.413
1994	Matt Verkey	63-164	.384
1995	Matt Verkey	49-146	.336
1996	Bobby Fitzgibbons	57-131	.435
1997	Bobby Fitzgibbons	62-157	.395
1998	Terence Jennings	47-124	.379
1999	Jim Moran	44-106	.415
2000	Scotty Scott	37-85	.435
2001	Jim Moran	31-92	.337
2002	Mike Johnson	52-139	.374

W&M Records - Free Throws

Individual Records

Season Free Throws

Name	Yr	G	FT
1. Roy Lange	1958	29	227
2. John Mahoney	1955	24	216
3. Jeff Cohen	1961	24	189
4. Ron Panneton	1967	25	172
5. Jeff Cohen	1960	26	168
6. John Mahoney	1954	23	166
7. Bill Chambers	1953	23	151
8. Kurt Small	1993	27	150
9. Bev Vaughan	1960	26	147
10. Chet Giermak	1949	34	138

Season Free Throw Attempts

Name	Yr	G	FTA
1. Roy Lange	1958	29	288
2. John Mahoney	1955	24	286
3. Jeff Cohen	1961	24	246
4. Jeff Cohen	1960	26	232
5. John Mahoney	1954	23	223
6. Ron Panneton	1967	25	213
7. Bill Chambers	1951	31	212
8. Kurt Small	1993	27	208
9. Bob Hoitsma	1957	27	207
10. Bev Vaughan	1960	26	199
Chet Giermak	1949	34	199

Season Free Throw Percentage

(minimum 80 attempts)

Name	Yr	FT-FTA	Pct
1. Scott Coval	1986	111-121	.917
2. Dave Daugherty	1967	77-88	.875
3. Tony Traver	1983	111-127	.874
4. John Lowenhaupt	1978	114-132	.864
5. Tom Farrington	1960	75-87	.862
6. Keith Cieplicki	1983	131-153	.856
7. Ron Panneton	1968	112-132	.848
8. George Spack	1972	86-103	.835
9. John Lowenhaupt	1977	134-161	.832
10. Mike Arizin	1974	119-143	.832

Career Free Throws

Name	Yrs	G	FT
1. Jeff Cohen	1958-61	103	565
2. John Mahoney	1952-55	78	492
3. Kurt Small	1992-95	108	429
4. Bev Vaughan	1958-61	88	417
5. Thomas Roberts	1990-93	111	416
6. Roy Lange	1956-59	88	408
Bill Chambers	1951-53	82	408
8. John Lowenhaupt	1975-78	112	398
9. Ron Panneton	1966-68	73	370
10. Keith Cieplicki	1982-85	113	360


Career Free Throw Attempts

Name	Seasons	G	FTA
1. Jeff Cohen	1958-61	103	784
2. John Mahoney	1952-55	78	670
3. Thomas Roberts	1990-93	111	608
4. Kurt Small	1992-95	108	593
5. Bev Vaughan	1958-61	88	575
6. Bill Chambers	1951-53	82	574
7. Roy Lange	1956-59	88	528
8. Bill Barnes	1979-82	109	521
9. Chet Giermak	1947-50	111	517
10. John Lowenhaupt	1975-78	112	485

Career Free Throw Percentage

(minimum 200 attempts)

Name	Seasons	FT-FTA	Pct
1. Scott Coval	1983-86	259-288	.899
2. Mike Arizin	1973-74	238-288	.826
3. Keith Cieplicki	1982-85	360-437	.824
4. John Lowenhaupt	1975-78	398-485	.821
5. George Spack	1971-73	182-222	.820
6. Tony Traver	1981, 83-85	236-294	.803
7. Ron Panneton	1966-68	370-466	.794
8. Mit Winter	1998-01	164-208	.788
9. Matt Verkey	1993-96	207-267	.775
10. Dave Hunter	1962-64	185-239	.774



Kurt Small

William and Mary free throw records are not available prior to the 1948 season.

W&M Records - Free Throws

Team Records

Free Throws

Year	G	FT
1. 1958	29	670
2. 1955	25	645
3. 1957	27	572
4. 1960	26	559
5. 1953	23	551
6. 1961	24	550
7. 1971	27	547
8. 1951	31	542
9. 1952	28	533
10. 1956	26	513

Free Throw Attempts

Year	G	FTA
1. 1958	29	922
2. 1955	25	907
3. 1957	27	867
4. 1952	28	843
5. 1951	31	832
6. 1956	26	808
7. 1953	23	794
8. 1961	24	783
9. 1960	26	781
10. 1971	27	755

Free Throw Percentage

Year	FT-FTA	Pct
1. 1983	470-609	.772
2. 1973	483-636	.759
3. 1974	410-552	.743
4. 1980	512-695	.737
5. 1984	345-470	.734
6. 1985	386-526	.734
7. 1967	513-704	.729
8. 1958	670-922	.727
9. 1968	476-656	.726
10. 1972	473-652	.725



Scott Coval

Yearly Free Throw Percentage

Leaders (minimum 80 attempts)

Season	Name	FT-FTA	Avg
1948	Chet Giermak	58-122	.475
1949	Charlie Sokol	90-123	.732
1950	Ed McMillan	82-112	.732
1951	Ed McMillan	86-121	.711
1952	Bill Chambers	123-165	.745
1953	Bill Chambers	151-197	.766
1954	John Mahoney	166-223	.744
1955	John Mahoney	216-286	.755
1956	Harry Cornell	64-94	.681
1957	Roy Lange	89-118	.754
1958	Bev Vaughn	105-132	.795
1959	Tom Farrington	70-95	.737
1960	Tom Farrington	75-87	.862
1961	Kenny Roberts	98-125	.784
1962	Kenny Roberts	68-85	.800
1963	Dave Hunter	89-108	.824
1964	Martin Morris	73-94	.777
1965	Martin Morris	73-99	.737
1966	Tim Walter	60-83	.723
1967	Dave Daugherty	77-88	.875
1968	Ron Paneton	112-132	.848
1969	Harry Kent	92-120	.767
1970	Steve Dodge	76-109	.697
1971	Neil Gewirtzman	75-96	.781
1972	George Spack	86-103	.835
1973	Mike Arizin	119-145	.821
1974	Mike Arizin	119-143	.832
1975	John Lowenhaupt	63-82	.768
1976	John Lowenhaupt	87-110	.791
1977	John Lowenhaupt	134-161	.832
1978	John Lowenhaupt	114-132	.864
1979	Scott Whitley	66-86	.767
1980	Scott Whitley	81-101	.802
1981	Scot Whitley	65-88	.739
1982	Keith Cieplicki	64-82	.780
1983	Tony Traver	111-127	.874
1984	Kevin Richardson	54-86	.628
1985	Keith Cieplicki	96-123	.780
1986	Scott Coval	111-121	.917
1987	Mike Batzel	78-112	.696
1988	Tim Trout	109-159	.686
1989	Tom Bock	81-109	.743
1990	Scott Smith	83-116	.716
1991	Thomas Roberts	103-161	.640
1992	Thomas Roberts	101-135	.748
1993	Kurt Small	150-208	.721
1994	Kurt Small	115-151	.762
1995	Kurt Small	122-166	.735
1996	Randy Bracy	62-93	.667
1997	Terence Jennings	78-107	.729
1998	Randy Bracy	85-122	.697
1999	Jim Moran	55-79	.696
2000	Adam Duggins	64-96	.667
2001	Mike Johnson	71-96	.740
2002	Mike Johnson	68-94	.723

W&M Records - Rebounding

Individual Records

Season Rebounds

Name	Yr	G	Reb
1. Bill Chambers	1952	28	509
2. Bill Chambers	1953	23	498
3. Jeff Cohen	1960	26	471
4. Jeff Cohen	1961	24	424
5. Jeff Cohen	1959	24	413
6. Jeff Cohen	1958	29	371
7. John Mahoney	1955	24	312
8. Ben Pomeroy	1967	25	308
9. John Mahoney	1954	23	306
10. Kirk Gooding	1963	20	302
11. Kevin Richardson	1985	28	206
12. Mike Johnson	2001	28	203
Ben Blocker	1992	29	203
14. Mike Arizin	1973	27	197
15. Carl Parker	1995	27	194
16. Tom Strohbehne	1999	27	191
17. Tim Trout	1987	27	190
18. Thomas Roberts	1993	27	188
19. Kevin Richardson	1984	28	188
20. Thomas Roberts	1992	29	184


Season Rebound Average

Name	Yr	G	Reb	Avg
1. Bill Chambers	1953	23	498	21.7
2. Bill Chambers	1952	28	509	18.2
3. Jeff Cohen	1960	26	471	18.1
4. Jeff Cohen	1961	24	424	17.7
5. Jeff Cohen	1959	24	413	17.2
6. Kirk Gooding	1963	20	302	15.1
7. John Mahoney	1954	23	306	13.3
8. John Mahoney	1955	24	312	13.0
9. Jeff Cohen	1958	29	371	12.8
10. Ben Pomeroy	1966	24	300	12.5
11. Ben Pomeroy	1967	25	308	12.3
12. Martin Morris	1964	22	264	12.0
13. Ben Pomeroy	1965	25	278	11.1
14. Kirk Gooding	1961	24	262	10.9
15. David Cully	1995	27	287	10.6
16. Bob Sherwood	1968	24	253	10.5
17. Kirk Gooding	1962	14	146	10.4
18. Chuck Sanders	1959	24	247	10.3
19. Bob Hoitsma	1957	27	277	10.3
20. Bob Sherwood	1970	27	271	10.0



Bob Sherwood

William and Mary rebounding records are not available prior to the 1952 season.



Thomas Roberts

Career Rebounds

Name	Seasons	G	Reb
1. Jeff Cohen	1958-61	103	1679
2. Bill Chambers	1951-53	82	1270
3. Ben Pomeroy	1965-67	74	886
4. John Mahoney	1952-55	78	869
5. David Cully	1993-96	93	783
6. Chuck Sanders	1957-60	94	717
7. Matt Courage	1973-75	110	714
8. Kirk Gooding	1961-63	58	710
9. John Lowenhaupt	1975-78	112	669
10. Thomas Roberts	1990-93	111	655
11. Carl Parker	1993-96	107	645
12. Bev Vaughan	1958-61	88	642
13. Martin Morris	1963-65	67	629
14. Ben Blocker	1989-92	105	626
15. Kevin Richardson	1982-85	113	605
16. Tim Trout	1985-88	100	595
17. Dave Daugherty	1967-69	75	584
18. Tom Strohbehne	1999-02	112	580
19. Mike Johnson	2000-02	79	537
20. Jim Rama	1966-68	74	528

Career Rebound Average (minimum 50 games)

Name	Seasons	G	Reb	Avg
1. Jeff Cohen	1958-61	103	1679	16.3
2. Bill Chambers	1951-53	82	1270	15.5
3. Kirk Gooding	1961-63	58	710	12.2
4. Ben Pomeroy	1965-67	74	886	12.0
5. John Mahoney	1952-55	78	869	11.1
6. Bob Sherwood	1968, 70	51	524	10.3
7. Martin Morris	1963-65	67	629	9.4
8. Bob Hoitsma	1952, 56-57	58	512	8.8
9. David Cully	1993-96	93	783	8.4
10. Tom Jasper	1970-71	54	444	8.2
11. Dave Daugherty	1967-69	75	584	7.8
12. Chuck Sanders	1957-60	94	717	7.6
13. Mike Arizin	1973-74	54	407	7.5
14. Bev Vaughan	1958-61	88	642	7.3
15. Jim Rama	1966-68	74	528	7.1
16. Mike Johnson	2000-02	79	537	6.8
17. Matt Courage	1973-75, 77	110	714	6.5
18. Bobby Fitzgibbons	1996-97	54	334	6.2
Harry Cornell	1956-58	69	428	6.2
20. Carl Parker	1993-96	107	645	6.0

W&M Records - Rebounding


Team Records

Rebounds

Year	G	Reb
1. 1952	28	1534
2. 1960	26	1359
3. 1961	24	1313
4. 1953	23	1219
5. 1970	27	1202
6. 1957	27	1152
7. 1975	28	1152
8. 1973	27	1129
9. 1959	24	1126
10. 1965	25	1125

Rebounding Average

Year	G	Reb	Avg
1. 1952	28	1534	54.8
2. 1961	24	1313	54.7
3. 1953	23	1219	53.0
4. 1960	26	1359	52.3
5. 1959	24	1126	46.9
6. 1963	24	1094	45.6
7. 1965	25	1125	45.0
8. 1970	27	1202	44.5
9. 1962	24	1060	44.2
10. 1964	22	961	43.7



Ben Pomeroy

Yearly Rebounding Leaders

Season	Name	Rebounds	Avg
1952	Bill Chambers	509	18.2
1953	Bill Chambers	498	21.7
1954	John Mahoney	306	13.3
1955	John Mahoney	312	13.0
1956	Dick Savage	201	7.7
	Bob Hoitsma	200	8.0
1957	Bob Hoitsma	277	10.3
1958	Jeff Cohen	371	12.8
1959	Jeff Cohen	413	17.2
1960	Jeff Cohen	471	18.1
1961	Jeff Cohen	424	17.7
1962	Bob Harris	159	6.6
	Kirk Gooding	146	10.4
1963	Kirk Gooding	302	15.1
1964	Martin Morris	264	12.0
1965	Ben Pomeroy	278	11.1
1966	Ben Pomeroy	300	12.5
1967	Ben Pomeroy	308	12.3
1968	Bob Sherwood	253	10.5
1969	Dave Daugherty	243	9.3
1970	Bob Sherwood	271	10.0
1971	Tom Jasper	232	8.6
1972	Jeff Trammell	230	8.5
1973	Mike Arizin	197	7.3
1974	Mike Arizin	210	7.8
1975	John Lowenhaupt	158	5.6
	Mike Courage	157	6.0
1976	John Lowenhaupt	180	6.4
1977	Matt Courage	264	8.8
1978	John Lowenhaupt	163	6.3
1979	Scott Whitley	124	4.8
1980	Bill Barnes	112	4.1
	Ken Bowen	111	4.3
1981	Bill Barnes	140	5.0
1982	Brant Weidner	137	4.9
1983	Brant Weidner	179	6.2
1984	Kevin Richardson	188	6.7
1985	Kevin Richardson	206	7.4
1986	Ken Lambiotte	137	5.1
1987	Tim Trout	190	7.0
1988	Tim Trout	267	9.2
1989	Tom Bock	155	6.2
1990	Scott Smith	157	5.6
1991	Ben Blocker	175	6.3
1992	Ben Blocker	203	7.0
1993	Todd Cauthorn	235	8.7
1994	David Cully	233	9.0
1995	David Cully	287	10.6
1996	David Cully	244	9.8
1997	Shaka Arnold	209	7.5
1998	Bill Phillips	155	5.7
	David Grabuloff	167	6.2
1999	Tom Strohhahn	191	7.1
2000	Adam Duggins	155	5.5
	Tom Strohhahn	154	5.5
2001	Mike Johnson	203	7.3
2002	Mike Johnson	218	7.5

In years when different individuals led the team in total rebounds and rebounds per game, both players are listed.

W&M Records - Assists

Individual Records

Season Assists

Name	Yr	G	A
1. Scott Coval	1985	27	168
2. Bill Barnes	1982	28	128
3. John Lowenhaupt	1977	30	123
4. Matt O'Reilly	1989	28	121
5. David Cox	1994	27	120
6. Randy Bracy	1996	26	119
7. John Lowenhaupt	1978	26	118
8. David Cox	1995	26	116
9. Ron Satterthwaite	1975	28	113
10. Scott Coval	1986	28	111

Season Assist Average

Name	Yr	G	A	Avg
1. Scott Coval	1985	27	168	6.22
2. Randy Bracy	1996	26	119	4.58
3. Bill Barnes	1982	28	128	4.57
4. John Lowenhaupt	1978	26	118	4.54
5. David Cox	1995	26	116	4.46
6. David Cox	1994	27	120	4.44
7. Matt O'Reilly	1989	28	121	4.32
8. Randy Bracy	1998	26	107	4.12
9. John Lowenhaupt	1977	30	123	4.10
10. Ron Satterthwaite	1975	28	113	4.04

Career Assists

Name	Seasons	G	A
1. Scott Coval	1983-86	110	409
2. John Lowenhaupt	1975-78	112	369
3. Brendan Connor	1990-93	102	358
4. Randy Bracy	1996-99	92	351
5. Mike Enoch	1975-78	110	344
6. Bill Barnes	1979-82	109	341
7. David Cox	1992-95	109	336
8. Ron Satterthwaite	1974-77	106	331
9. Matt O'Reilly	1987-90	106	297
10. Curtis Pride	1987-90	94	287

Career Assist Average (minimum 50 games)

Name	Seasons	G	A	Avg
1. Randy Bracy	1996-99	92	351	3.82
2. Scott Coval	1983-86	110	409	3.72
3. Brendan Connor	1990-93	102	358	3.51
4. John Lowenhaupt	1975-78	112	369	3.29
5. Bill Barnes	1979-82	109	341	3.13
6. Mike Enoch	1975-78	110	344	3.13
7. Ron Satterthwaite	1974-77	106	331	3.12
8. David Cox	1992-95	109	336	3.08
9. Curtis Pride	1987-90	94	287	3.05
10. Matt O'Reilly	1987-90	106	297	2.80

While the assist was not an official NCAA statistic until the 1984 season, assists were recorded at William and Mary in the 1952 season and from 1972 through the present.

Team Records

Assists

Year	G	Reb
1. 1977	30	508
2. 1985	28	455
3. 1988	29	435
4. 1978	26	419
5. 1990	28	411
6. 1992	29	405
7. 1989	28	397
8. 1984	28	396
9. 1998	27	395
10. 2000	28	394

Assist Average

Year	G	A	Avg
1. 1977	30	508	17.0
2. 1985	28	455	16.3
3. 1978	26	419	16.1
4. 1988	29	435	15.0
5. 1990	28	411	14.7
6. 1998	27	395	14.6
7. 1993	27	391	14.5
8. 1987	27	388	14.4
9. 1996	26	373	14.4
10. 1989	28	397	14.2

Yearly Assist Leaders

Season	Name	Assists	Avg
1952	Joe Agee	73	3.04
1972	George Spack	101	3.74
1973	Tom Pfingst	81	1.13
1974	Ron Satterthwait	92	0.86
1976	John Lowenhaupt	85	3.04
1977	John Lowenhaupt	123	4.10
1978	John Lowenhaupt	118	4.54
1979	Scott Whitley	55	2.12
1980	Bill Barnes	82	3.04
1981	Bill Barnes	88	3.14
1982	Bill Barnes	128	4.57
1983	Keith Cieplicki	91	3.14
1984	Scott Coval	100	3.70
1985	Scott Coval	168	6.22
1986	Scott Coval	111	3.96
1987	Scott Trimble	85	3.40
1988	Curtis Pride	102	3.78
1989	Matt O'Reilly	121	4.32
1990	Curtis Pride	95	3.52
1991	Brendan Connor	108	4.00
1992	Thomas Roberts	67	2.31
	Brendan Connor	64	3.05
1993	Brendan Connor	97	3.73
1994	David Cox	120	4.44
1995	David Cox	116	4.46
1996	Randy Bracy	119	4.58
1997	Randy Bracy	59	2.68
1998	Randy Bracy	107	4.12
1999	Scotty Scott	71	2.63
2000	Scotty Scott	84	3.36
2001	Sherman Rivers	74	2.64
2002	Nick D'Antoni	79	2.72

In years when different individuals led the team in total assists and assists per game, both players are listed.

W&M Records - Blocked Shots

Individual Records

Season Blocked Shots

Name	Yr	G	Bl
1. David Cully	1995	27	91
2. David Cully	1996	25	84
3. David Cully	1994	26	71
4. Adam Duggins	2000	28	53
5. Todd Cauthorn	1992	29	33
Thomas Roberts	1992	29	33
7. Dennis Vail	1976	27	32
8. Carl Parker	1996	26	31
Brant Weidner	1983	29	31
10. Jermaine Harmon	1998	27	29
Carl Parker	1995	27	29
Thomas Roberts	1991	27	29

Season Blocked Shot Average

(minimum 20 games)

Name	Yr	G	Bl	Avg
1. David Cully	1995	27	91	3.37
2. David Cully	1996	25	84	3.36
3. David Cully	1994	26	71	2.73
4. Adam Duggins	2000	28	53	1.89
5. Carl Parker	1996	26	31	1.19
6. Dennis Vail	1976	27	32	1.19
7. Todd Cauthorn	1992	29	33	1.14
Thomas Roberts	1992	29	33	1.14
9. Jermaine Harmon	1998	27	29	1.07
Carl Parker	1995	27	29	1.07
Thomas Roberts	1991	27	29	1.07

Career Blocked Shots

Name	Seasons	G	Bl
1. David Cully	1993-96	93	248
2. Thomas Roberts	1990-93	111	107
3. Carl Parker	1993-96	107	95
4. Todd Cauthorn	1990-93	105	93
5. Jim Moran	1998-01	107	88
6. Adam Duggins	2000-	72	87
7. Brant Weidner	1980-83	111	76
8. Ben Blocker	1989-92	105	60
9. Jermaine Harmon	1996-99	79	56
10. Randy Bracy	1996-99	92	54

Career Blocked-Shot Average

(minimum 50 games)

Name	Seasons	G	Bl	Avg
1. David Cully	1993-96	93	248	2.67
2. Adam Duggins	2000-	72	87	1.21
3. Thomas Roberts	1990-93	111	107	0.96
4. Carl Parker	1993-96	107	95	0.89
5. Todd Cauthorn	1990-93	105	93	0.89
6. Jim Moran	1998-01	107	88	0.82
7. Jermaine Harmon	1996-99	79	56	0.71
8. Matt Courage	1973-75, 77	110	20	0.70
9. Brant Weidner	1980-83	111	76	0.68
10. David Grabuloff	1996-98	76	51	0.67

While the blocked shot was not an official NCAA statistic until the 1986 season, blocks have been recorded at William and Mary since the 1976 season.

Team Records

Blocks

Year	G	Reb
1. 1996	26	164
2. 1995	27	153
3. 1994	27	129
4. 1998	27	122
5. 2000	28	122
6. 1992	29	117
7. 1976	28	102
8. 2001	28	99
9. 1991	28	97
10. 1999	27	93

Blocks Average

Year	G	A	Avg
1. 1996	26	164	6.31
2. 1995	27	153	5.67
3. 1994	27	129	4.78
4. 1998	27	122	4.52
5. 2000	28	122	4.36
6. 1992	29	117	4.03
7. 1976	28	102	3.64
8. 2001	28	99	3.54
9. 1991	28	97	3.46
10. 1999	27	93	3.44

Yearly Blocked Shot Leaders

Season	Name	Blocks	Avg
1976	Dennis Vail	32	1.19
1977	Matt Courage	20	0.67
1978	Ted O'Gorman	21	0.81
1979	Bill Barnes	7	0.27
1980	Brant Weidner	15	0.56
1981	Mike Strayhorn	8	0.33
1982	Brant Weidner	24	0.86
1983	Brant Weidner	31	1.07
1984	Herb Harris	7	0.25
1985	Mark Boddy	4	0.27
1986	Mark Boddy	21	0.78
1987	Mark Boddy	9	0.35
1988	Tim Trout	12	0.41
1989	Ben Blocker	18	0.64
1990	Thomas Roberts	19	0.68
1991	Thomas Roberts	29	1.07
1992	Todd Cauthorn	33	1.14
	Thomas Roberts	33	1.14
1993	Todd Cauthorn	27	1.00
1994	David Cully	71	2.73
1995	David Cully	91	3.37
1996	David Cully	84	3.36
1997	Shaka Arnold	22	0.79
1998	Jermaine Harmon	29	1.07
1999	Jermaine Harmon	13	1.63
	Jim Moran	24	0.89
2000	Adam Duggins	53	1.89
2001	Adam Duggins	17	1.13
	Jim Moran	25	0.89
2002	Adam Duggins	17	0.59

In years when different individuals led the team in total blocks and blocks per game, both players are listed.

W&M Records - Steals

Individual Records

Season Steals

Name	Yr	G	St
1. Jim McDonough	1976	25	112
2. John Lowenhaupt	1976	28	58
3. Randy Bracy	1998	26	57
John Lowenhaupt	1978	26	57
5. Mike Strayhorn	1983	29	56
6. Bill Barnes	1981	28	55
7. Bill Barnes	1982	28	54
Bill Barnes	1980	27	54
9. Randy Bracy	1996	26	47
Scott Whitley	1980	26	47

Season Steal Average (minimum 20 games)

Name	Yr	G	St	St/G
1. Jim McDonough	1976	25	112	4.48
2. Randy Bracy	1998	26	57	2.19
John Lowenhaupt	1978	26	57	2.19
4. John Lowenhaupt	1976	28	58	2.07
5. Bill Barnes	1980	27	54	2.00
6. Bill Barnes	1981	28	55	1.96
7. Mike Strayhorn	1983	29	56	1.93
8. Bill Barnes	1982	28	54	1.93
9. Randy Bracy	1996	26	47	1.81
Scott Whitley	1980	26	47	1.81

Career Steals

Name	Seasons	G	St
1. Bill Barnes	1979-82	109	207
2. Randy Bracy	1996-99	92	175
3. John Lowenhaupt	1976-78	84	160
4. Mike Strayhorn	1980-83	103	148
5. Jim Moran	1998-01	107	145
6. Kurt Small	1992-95	108	144
7. Curtis Pride	1987-90	94	136
8. Brendan Connor	1990-93	102	128
Scott Whitley	1978-81	101	128
10. Jim McDonough	1976-77	55	125

Career Steal Average (minimum 50 games)

Name	Seasons	G	St	Avg
1. Jim McDonough	1976-77	55	125	2.27
2. John Lowenhaupt	1976-78	84	160	1.90
3. Randy Bracy	1996-99	92	175	1.90
4. Bill Barnes	1979-82	109	207	1.90
5. Curtis Pride	1987-90	94	136	1.45
6. Mike Enoch	1976-78	83	120	1.45
7. Mike Strayhorn	1980-83	103	148	1.44
8. Jim Moran	1998-01	107	145	1.36
9. Kurt Small	1992-95	108	144	1.33
10. Scott Whitley	1978-81	101	128	1.27

While the steal was not an official NCAA statistic until the 1986 season, steals have been recorded at William and Mary since the 1976 season.

Team Records

Steals

Year	G	Reb
1. 1976	28	282
2. 1980	27	240
3. 1981	28	233
4. 1977	30	219
5. 1998	27	215
6. 1992	29	213
7. 1988	29	206
8. 1978	26	191
1983	29	191
10. 1993	27	189

Steals Average

Year	G	A	Avg
1. 1976	28	282	10.07
2. 1980	27	240	8.89
3. 1981	28	233	8.32
4. 1998	27	215	7.96
5. 1978	26	191	7.35
6. 1992	29	213	7.34
7. 1977	30	219	7.30
8. 1979	26	186	7.15
9. 1988	29	206	7.10
10. 1993	27	189	7.00

Yearly Steal Leaders

Season	Name	Steals	Avg
1976	Jim McDonough	112	4.48
1977	John Lowenhaupt	45	1.50
1978	John Lowenhaupt	57	2.19
1979	Bill Barnes	44	1.69
1980	Bill Barnes	54	2.00
1981	Bill Barnes	55	1.96
1982	Bill Barnes	54	1.93
1983	Mike Strayhorn	56	1.93
1984	Kevin Richardson	30	1.07
1985	Kevin Richardson	30	1.07
1986	Scott Coval	35	1.25
1987	Curtis Pride	39	1.44
1988	Curtis Pride	45	1.67
1989	Matt O'Reilly	33	1.18
1990	Curtis Pride	38	1.41
1991	Brendan Connor	31	1.15
1992	Brendan Connor	37	1.76
1993	Todd Cauthorn	40	1.48
1994	Kurt Small	33	1.22
	Matt Verkey	33	1.22
1995	Kurt Small	44	1.63
1996	Randy Bracy	47	1.81
1997	Randy Bracy	37	1.68
1998	Randy Bracy	57	2.19
1999	Randy Bracy	34	1.89
	Jim Moran	40	1.48
2000	Jim Moran	38	1.41
2001	Jim Moran	26	0.93
	Sherman Rivers	26	0.93
2002	Cody Carbaugh	32	1.10
	Sherman Rivers	32	1.10

In years when different individuals led the team in total steals and steals per game, both players are listed.

W&M Records - Miscellaneous

Individual Records

Season Minutes Played

Name	Yr	G	Min
1. Scott Coval	1986	28	1033
2. Shaka Arnold	1997	28	986
3. Thomas Roberts	1992	29	975
4. Jim Moran	2001	28	974
5. Jim Moran	2000	27	957
6. Jim Moran	1999	27	956
7. Sherman Rivers	2001	28	952
8. Walter Wenk	1965	25	940
9. Thomas Roberts	1993	27	935
10. Mark Batzel	1988	29	929
Tim Trout	1988	29	929

Season Minutes Per Game

Name	Yr	G	Min	Avg
1. Walter Wenk	1965	25	940	37.6
2. Scott Coval	1986	28	1033	36.9
3. Ben Pomeroy	1965	25	900	36.0
4. Walter Wenk	1966	25	890	35.6
5. Jim Moran	2000	27	957	35.4
6. Ben Pomeroy	1966	24	850	35.4
7. Jim Moran	1999	27	956	35.4
8. Shaka Arnold	1997	28	986	35.2
9. Randy Bracy	1998	26	905	34.8
10. Jim Moran	2001	28	974	34.8

Season Personal Fouls

Name	Yr	G	PF
1. Bob Benjamin	1951	31	115
2. Scott Smith	1990	28	114
Peery Lewis	1951	31	114
4. Jeff Cohen	1958	29	111
5. Bob Benjamin	1950	28	108
6. Matt Courage	1973	27	107
7. Todd Cauthorn	1993	27	106
8. Bill Chambers	1952	28	104
9. Jerry Fisher	1972	27	102
10. Scott Smith	1992	29	100

Career Games Played

Name	Seasons	G
1. Ed McMillan	1948-51	120
2. Keith Cieplicki	1982-85	113
Kevin Richardson	1982-85	113
4. Tom Strohbeh	1999-02	112
John Lowenhaupt	1975-78	112
6. Thomas Roberts	1990-93	111
Brant Weidner	1980-83	111
Chet Giermak	1947-50	111
9. Greg Burzell	1986-89	110
Scott Coval	1983-86	110
Mike Enoch	1975-78	110
Matt Courage	1973-75, 77	110

Career Minutes Played

Name	Seasons	G	Min
1. Thomas Roberts	1990-93	111	3706
2. Jim Moran	1998-01	107	3570
3. Matt Verkey	1993-96	106	3049
4. Randy Bracy	1996-99	92	2978
5. Brendan Connor	1990-93	102	2904
6. David Cox	1992-95	109	2876
7. Scott Smith	1989-92	107	2832
8. Kurt Small	1992-95	108	2807
9. Carl Parker	1993-96	107	2797
10. Tom Strohbeh	1999-02	112	2609

Career Minutes Per Game (minimum 50 games)

Name	Seasons	G	Min	Avg
1. Thomas Roberts	1990-93	111	3706	33.4
2. Jim Moran	1998-01	107	3570	33.4
3. Randy Bracy	1996-99	92	2978	32.4
4. Matt Verkey	1993-96	106	3049	28.8
5. Mark Batzel	1986-88	84	2407	28.7
6. Brendan Connor	1990-93	102	2904	28.5
7. Bobby Fitzgibbons	1996-97	54	1521	28.2
8. Sherman Rivers	2000-	85	2350	27.6
9. Mike Johnson	2000-02	79	2174	27.5
10. Scott Smith	1989-92	107	2832	26.5

Career Personal Fouls

Name	Seasons	G	PF
1. Scott Smith	1989-92	107	380
2. Jeff Cohen	1958-61	103	379
3. Ed McMillan	1948-51	120	356
4. Mike Enoch	1975-78	110	338
5. Matt Courage	1973-75, 77	110	335
6. Ben Blocker	1989-92	105	329
7. Todd Cauthorn	1990-93	105	323
8. Jim Moran	1998-01	107	318
9. Matt Verkey	1993-96	106	312
10. Carl Parker	1993-96	107	306

Career Fouled Out

Name	Seasons	G	PF	FO
1. Scott Smith	1989-92	107	380	33
2. Mike Enoch	1975-78	110	338	27
Bill Chambers	1951-53	82	274	27
4. Todd Cauthorn	1990-93	105	323	24
5. Curtis Pride	1987-90	94	278	19
6. Matt Courage	1973-75, 77	110	335	18
7. Jim Moran	1998-01	107	318	17
Jim Rama	1966-68	74	238	17
Jeff Cohen	1958-61	103	379	17
Tom Farrington	1957-60	77	249	17

Minutes played records not available before 1965, or from 1967 through 1985.

William and Mary Hall Records

Points

Individual

- 40 Anton Gill (East Carolina) vs. W&M (1/19/94)
- 36 Mit Winter (W&M) vs. JMU (2/24/01)
- 36 Lamont Strothers (CNU) vs. W&M (12/22/88)
- 35 Mike Arizin (W&M) vs. Richmond (12/11/73)
- Henry Williams (Jacksonville) vs. W&M (11/27/72)
- Tom Jasper (W&M) vs. Georgetown (12/7/70)

Team

- 116 W&M vs. George Mason (2/27/95)

Both Teams

- 210 W&M (116) vs. GMU (94) (2/27/95)

Fewest Points

- 32 Christopher Newport vs W&M (11/30/81)

Fewest Points - Both Teams

- 80 W&M (38) vs. Princeton (42) (1/26/77)

Field Goals

Individual

- 15 Henry Williams (Jacksonville) vs. W&M (11/27/72)
- Tom Jasper (W&M) vs. Georgetown (12/7/70)

Team

- 43 W&M vs. George Mason (2/27/95)

Field Goal Attempts

Individual

- 26 Tom Jasper (W&M) vs. Georgetown (12/7/70)

Team

- 97 George Mason vs. W&M (2/26/96)

Three-Point Field Goals

Individual

- 9 Matt Verkey (W&M) vs. GMU (2/27/95)

Team

- 14 W&M vs. George Mason (2/27/95)

Three-Point Field Goal Attempts

Individual

- 13 Matt Verkey (W&M) vs. GMU (2/27/95)

Team

- 31 W&M vs. Virginia (1/25/93)

Free Throws

Individual

- 17 Mit Winter (W&M) vs. JMU (2/24/01)

Team

- 38 Duke vs. W&M (1/22/90)
- W&M vs. Davidson (1/3/73)

Fewest - Team

- 0 W&M vs. Iona (2/14/74)

Free Throw Attempts

Individual

- 18 Thomas Roberts (W&M) vs. GMU (1/11/92)

Team

- 47 W&M vs. Davidson (1/3/73)

Fewest - Team

- 0 W&M vs. Iona (2/14/74)

Rebounds

Individual

- 26 David Cully (W&M) vs. VMI (1/17/96)

Team

- 67 W&M vs. Marymount (11/29/95)

Assists

Individual

- 15 Scott Coval (W&M) vs. GMU (2/23/85)

Team

- 33 W&M vs. George Mason (2/27/95)

Steals

Individual

- 7 Randy Bracy (W&M) vs. ODU (2/5/97)
- Billy Barnes (W&M) vs. GMU (2/25/82)

Blocks

Individual

- 10 David Cully (W&M) vs. GMU (2/15/95)

Team

- 17 W&M vs. George Mason (2/26/96)

Personal Fouls

Team

- 32 Davidson vs. W&M (1/3/73)



Mit Winter

Retired Numbers



#42 John Lowenhaupt - 1,866 points



#52 Jeff Cohen - 2,003 points



#32 Bill Chambers
1,456 points



#14 Keith Cieplicki
1,812 points



#32 Chet Giermak
2,052 points

NBA Draft Picks



Scott Whitley, 1978-81
9th Round - Indiana



Brant Weidner, 1979-82
4th Round - San Antonio



Keith Cieplicki, 1982-85
7th Round - LA Lakers

1,000-Point Scorers

1. Chet Giermak - 2,052 Points

Yr	G-GS	Min-Avg	FG-A	Pct	3FG-A	Pct	FT-A	Pct	OR-DR	Tot-Avg	PF-FO	A	TO	Bl	St	Pts-Avg
1947	23		120-NA				32-NA									272-11.8
1948	23		168-448	.375			58-122	.475			49					394-17.1
1949	34		301-673	.447			138-199	.693			59					740-21.8
1950	31		258-630	.410			130-196	.663			38					646-20.8
Career	111		847-NA				358-517	.631			146					2052-18.5

2. Jeff Cohen - 2,003 Points

Yr	G-GS	Min-Avg	FG-A	Pct	3FG-A	Pct	FT-A	Pct	OR-DR	Tot-Avg	PF-FO	A	TO	Bl	St	Pts-Avg
1958	29		146-341	.428			113-164	.689		371-12.8	111-4					405-14.0
1959	24		150-342	.439			95-142	.669		413-17.2	91-5					395-16.5
1960	26		230-458	.502			168-232	.724		471-18.1	91-5					628-24.2
1961	24		193-404	.478			189-246	.768		424-17.7	86-3					575-24.0
Career	103		719-1545	.465			565-784	.721		1679-16.3	379-17					2003-19.4

3. John Lowenhaupt - 1,866 Points

Yr	G-GS	Min-Avg	FG-A	Pct	3FG-A	Pct	FT-A	Pct	OR-DR	Tot-Avg	PF-FO	A	TO	Bl	St	Pts-Avg
1975	28		167-350	.477			63-82	.768		158-5.6	72-3	43				397-14.2
1976	28		180-358	.503			87-110	.791		180-6.4	75-7	85	58	10	58	447-16.0
1977	30		192-374	.513			134-161	.832		168-5.6	80-2	123	60	13	45	518-17.3
1978	26		195-337	.579			114-132	.864		163-6.3	76-2	118	51	7	57	504-19.4
Career	112		734-1419	.517			398-485	.821		669-6.0	303-14	369	169	30	160	1866-16.7

4. Keith Cieplicki - 1,812 Points

Yr	G-GS	Min-Avg	FG-A	Pct	3FG-A	Pct	FT-A	Pct	OR-DR	Tot-Avg	PF-FO	A	TO	Bl	St	Pts-Avg
1982	28		144-275	.524			64-82	.780		82-2.9	64-2	64	52	3	26	352-12.6
1983	29		167-310	.539			131-153	.856		102-3.5	65-1	91	54	1	25	465-16.0
1984	28		180-343	.525			69-79	.873		93-3.3	75-3	66	45	2	29	429-15.3
1985	28		235-413	.569			96-123	.780		99-3.5	69-1	63	48	3	28	566-20.2
Career	113		726-1341	.541			360-437	.824		376-3.3	273-7	284	199	9	108	1812-16.0

5. Thomas Roberts - 1,765 Points

Yr	G-GS	Min-Avg	FG-A	Pct	3FG-A	Pct	FT-A	Pct	OR-DR	Tot-Avg	PF-FO	A	TO	Bl	St	Pts-Avg
1990	28-27	877-31.3	143-321	.445	19-61	.311	87-129	.674	46-84	130-4.6	48-1	32	54	19	16	392-14.0
1991	27-26	919-34.0	172-352	.489	7-37	.189	103-161	.640	39-114	153-5.7	57-1	52	52	29	18	454-16.8
1992	29-27	975-33.6	160-363	.441	28-82	.341	101-135	.748	57-127	184-6.3	69-0	67	76	33	21	449-15.5
1993	27-27	935-34.6	162-346	.468	21-53	.396	125-183	.683	75-113	188-7.0	77-2	39	50	26	19	470-17.4
Career	111-107	3706-33.4	637-1382	.461	75-233	.322	416-608	.684	217-438	655-5.9	251-4	190	232	107	74	1765-15.9

6. Kurt Small - 1,487 Points

Yr	G-GS	Min-Avg	FG-A	Pct	3FG-A	Pct	FT-A	Pct	OR-DR	Tot-Avg	PF-FO	A	TO	Bl	St	Pts-Avg
1992	27-8	390-14.4	52-126	.413	9-31	.290	42-68	.618	27-40	67-2.5	59-3	33	43	10	29	155-5.7
1993	27-12	773-28.6	126-284	.444	23-59	.390	150-208	.721	39-85	124-4.6	71-3	62	70	4	38	425-15.7
1994	27-20	756-28.0	140-335	.418	28-82	.341	115-151	.762	37-74	111-4.1	60-0	58	70	10	33	423-15.7
1995	27-27	888-32.9	168-416	.404	26-99	.263	122-166	.735	43-89	132-4.9	72-2	66	65	8	44	484-17.9
Career	108-67	2807-26.0	486-1161	.419	86-271	.317	429-593	.723	146-288	434-4.0	262-8	219	248	32	144	1487-13.8

7. Bill Chambers - 1,456 Points

Yr	G-GS	Min-Avg	FG-A	Pct	3FG-A	Pct	FT-A	Pct	OR-DR	Tot-Avg	PF-FO	A	TO	Bl	St	Pts-Avg
1951	31		199-413	.482			134-212	.632		263-8.5	95-10					532-17.2
1952	28		168-368	.457			123-165	.745		509-18.2	104-12	77				459-16.4
1953	23		157-332	.473			151-197	.766		498-21.7	75-5					465-20.2
Career	82		524-1113	.471			408-574	.711		1270-15.5	274-27	77				1456-17.8

8. John Mahoney - 1,446 Points

Yr	G-GS	Min-Avg	FG-A	Pct	3FG-A	Pct	FT-A	Pct	OR-DR	Tot-Avg	PF-FO	A	TO	Bl	St	Pts-Avg
1952	9		9-41	.220			13-22	.591		41-4.6	21-1					31-3.4
1953	22		103-249	.414			97-139	.698		210-9.5	72-5					303-13.8
1954	23		145-302	.480			166-223	.744		306-13.3	57-0					456-19.8
1955	24		220-474	.464			216-286	.755		312-13.0	63-1					656-27.3
Career	78		477-1066	.447			492-670	.734		869-11.1	213-7	2				1446-18.5

1,000-Point Scorers

9. Ron Satterthwaite - 1,394 Points

Yr	G-GS	Min-Avg	FG-A	Pct	3FG-A	Pct	FT-A	Pct	OR-DR	Tot-Avg	PF-FO	A	TO	Bl	St	Pts-Avg
1974	27	560-24.3	103-226	.456			94-117	.803		100-3.7	69-3	92	107			300-11.1
1975	28		177-381	.465			119-159	.748		116-4.1	60-2	113				473-16.9
1976	22		147-303	.485			78-107	.729		91-4.1	53-6	66	78	6	24	372-16.9
1977	29		95-231	.411			59-97	.608		80-2.8	48-0	60	55	2	23	249-8.6
Career	106		522-1141	.457			350-480	.729		387-3.7	230-11	331	240	8	47	1394-13.2

10. Scott Smith - 1,339 Points

Yr	G-GS	Min-Avg	FG-A	Pct	3FG-A	Pct	FT-A	Pct	OR-DR	Tot-Avg	PF-FO	A	TO	Bl	St	Pts-Avg
1989	23-21	560-24.3	98-195	.503	0-0	.000	44-73	.603	45-52	97-4.2	82-10	22	60	6	9	240-10.4
1990	28-27	789-28.2	163-302	.540	0-2	.000	83-116	.716	65-92	157-5.6	114-11	38	59	9	15	409-14.6
1991	27-25	725-26.9	149-303	.492	0-1	.000	58-100	.580	48-77	125-4.6	84-6	45	61	3	17	356-13.2
1992	29-24	758-26.1	146-317	.461	0-0	.000	42-70	.600	43-67	110-3.8	100-6	65	66	12	13	334-11.5
Career	107-97	2832-26.5	556-1117	.498	0-3	.000	227-359	.632	201-288	489-4.6	380-33	170	246	30	54	1339-12.5

11. Jim Moran - 1,324 Points

Yr	G-GS	Min-Avg	FG-A	Pct	3FG-A	Pct	FT-A	Pct	OR-DR	Tot-Avg	PF-FO	A	TO	Bl	St	Pts-Avg
1998	25-24	683-27.3	75-163	.460	19-50	.380	35-54	.648	39-69	108-4.3	70-4	33	26	15	41	204-8.2
1999	27-27	956-35.4	129-265	.487	44-106	.415	55-79	.696	42-96	138-5.1	89-7	58	75	24	40	357-13.2
2000	27-27	957-35.4	140-303	.462	47-128	.367	54-75	.720	39-88	127-4.7	66-2	66	63	24	38	381-14.1
2001	28-27	974-34.8	135-289	.467	31-92	.337	81-123	.659	58-93	151-5.4	93-4	67	80	25	26	382-13.6
Career	107-105	3570-33.4	479-1020	.472	141-376	.375	225-331	.680	178-346	524-4.9	318-17	224	244	88	145	1324-12.4

12. Randy Bracy - 1,229 Points

Yr	G-GS	Min-Avg	FG-A	Pct	3FG-A	Pct	FT-A	Pct	OR-DR	Tot-Avg	PF-FO	A	TO	Bl	St	Pts-Avg
1996	26-23	801-30.8	80-217	.369	33-95	.347	62-93	.667	17-79	96-3.7	78-4	119	89	16	47	255-9.8
1997	22-15	692-31.5	88-257	.342	39-123	.317	71-107	.664	12-80	92-4.2	51-2	59	52	10	37	286-13.0
1998	26-26	905-34.8	149-363	.410	65-172	.378	85-122	.697	26-119	145-5.6	52-0	107	101	22	57	448-17.2
1999	18-15	580-32.2	82-220	.373	34-105	.324	42-62	.677	18-57	75-2.4	41-1	66	55	6	24	283-10.3
Career	92-79	2978-32.4	399-1057	.377	171-495	.345	260-384	.677	73-335	408-4.4	222-7	351	297	54	175	1229-13.4

13. Matt Verkey - 1,209 Points

Yr	G-GS	Min-Avg	FG-A	Pct	3FG-A	Pct	FT-A	Pct	OR-DR	Tot-Avg	PF-FO	A	TO	Bl	St	Pts-Avg
1993	26-23	692-26.6	86-207	.415	50-121	.413	47-61	.770	23-46	69-2.7	83-5	57	57	3	26	269-10.3
1994	27-24	795-29.4	116-275	.422	63-164	.384	63-79	.797	16-43	59-2.2	84-1	53	62	3	33	358-13.3
1995	27-11	734-27.2	101-247	.409	49-146	.336	48-62	.774	13-48	61-2.3	65-1	49	60	2	23	299-11.1
1996	26-26	828-31.8	89-228	.390	56-152	.368	49-65	.754	16-52	68-2.6	80-4	61	49	8	24	283-10.9
Career	106-84	3049-28.8	392-957	.410	218-583	.374	207-267	.775	68-189	257-2.4	312-11	220	228	15	106	1209-11.4

14. Roy Lange - 1,192 Points

Yr	G-GS	Min-Avg	FG-A	Pct	3FG-A	Pct	FT-A	Pct	OR-DR	Tot-Avg	PF-FO	A	TO	Bl	St	Pts-Avg
1956	13		15-37	.405			10-21	.476		25-1.9	12-0					40-3.1
1957	26		70-146	.479			89-118	.754		130-5.0	59-2					229-8.8
1958	29		178-364	.489			227-288	.788		231-8.0	90-4					583-20.1
1959	20		129-276	.467			82-101	.812		93-4.7	64-3					340-17.0
Career	88		392-823	.476			408-528	.773		479-5.4	225-9					1192-13.5

15. Ron Panneton - 1,182 Points

Yr	G-GS	Min-Avg	FG-A	Pct	3FG-A	Pct	FT-A	Pct	OR-DR	Tot-Avg	PF-FO	A	TO	Bl	St	Pts-Avg
1966	25	700-28.0	105-269	.390			86-121	.711		90-3.6	42-1					296-11.8
1967	25		172-340	.506			172-213	.808		85-3.4	63-2					516-20.6
1968	23		129-294	.439			112-132	.848		65-2.8	57-2					370-16.1
Career	73		406-903	.450			370-466	.794		240-3.3	162-5					1182-16.2

16. Matt Courage - 1,164 Points

Yr	G-GS	Min-Avg	FG-A	Pct	3FG-A	Pct	FT-A	Pct	OR-DR	Tot-Avg	PF-FO	A	TO	Bl	St	Pts-Avg
1973	27		115-258	.446			58-83	.699		164-6.1	107-9	20	61			288-10.7
1974	27		82-185	.443			25-38	.658		129-4.8	88-6	17	43			189-7.0
1975	26		88-181	.486			58-82	.707		157-6.0	57					234-9.0
1977	30		193-377	.512			67-81	.827		264-8.8	83-3	39	58	20	17	453-15.1
Career	110		478-1001	.478			208-284	.732		714-6.5	335-18	76	162	20	17	1164-10.6

1,000-Point Scorers

17. Carl Parker - 1,150 Points

Yr	G-GS	Min-Avg	FG-A	Pct	3FG-A	Pct	FT-A	Pct	OR-DR	Tot-Avg	PF-FO	A	TO	Bl	St	Pts-Avg
1993	27-1	364-13.5	37-75	.493	0-0	.000	9-18	.500	43-53	96-3.6	49-2	9	24	10	3	83-3.1
1994	27-20	737-27.3	111-199	.558	0-0	.000	47-85	.553	60-118	178-6.6	91-5	24	63	25	13	269-10.0
1995	27-27	895-33.1	166-305	.544	0-0	.000	70-129	.543	77-117	194-7.2	90-4	27	84	29	20	402-14.9
1996	26-26	801-30.8	164-274	.599	0-2	.000	68-133	.511	59-118	177-6.8	76-4	48	68	31	18	396-15.2
Career	107-74	2797-26.1	478-853	.560	0-2	.000	194-365	.532	239-406	645-6.0	306-15	108	239	95	54	1150-10.7

18. Kevin Richardson - 1,139 Points

Yr	G-GS	Min-Avg	FG-A	Pct	3FG-A	Pct	FT-A	Pct	OR-DR	Tot-Avg	PF-FO	A	TO	Bl	St	Pts-Avg
1982	28		53-91	.582			63-97	.649		82-2.9	40-0	8	30	4	20	169-6.0
1983	29		97-176	.551			60-76	.789		129-4.4	58-0	31	46	6	19	254-8.8
1984	28		124-226	.549			54-86	.628		188-6.7	69-1	38	49	6	30	302-10.8
1985	28		167-336	.497			80-111	.721		206-7.4	71-1	70	54	1	30	414-14.8
Career	113		441-829	.532			257-370	.695		605-5.4	238-2	147	179	17	99	1139-10.1

19. Ben Pomeroy - 1,085 Points

Yr	G-GS	Min-Avg	FG-A	Pct	3FG-A	Pct	FT-A	Pct	OR-DR	Tot-Avg	PF-FO	A	TO	Bl	St	Pts-Avg
1965	25	900-36.0	123-295	.417			63-99	.636		278-11.1	74-3		42			309-12.4
1966	24	850-35.4	165-362	.456			81-132	.614		300-12.5	68-1					411-17.1
1967	25		136-318	.428			93-132	.705		308-12.3	69-3					365-14.6
Career	74		424-975	.435			237-363	.653		886-12.0	211-7					1085-14.7

20. Scott Whitley - 1,061 Points

Yr	G-GS	Min-Avg	FG-A	Pct	3FG-A	Pct	FT-A	Pct	OR-DR	Tot-Avg	PF-FO	A	TO	Bl	St	Pts-Avg
1978	21		28-49	.571			37-53	.698		33-1.6	29-0	9	16	1	8	93-4.4
1979	26		128-282	.454			66-86	.767		124-4.8	68-1	55	71	2	32	322-12.4
1980	26		134-299	.448			81-101	.802		100-3.8	69-0	46	63	0	47	349-13.4
1981	28		116-260	.446			65-88	.739		97-3.5	63-1	78	52	1	41	297-10.6
Career	101		406-890	.456			249-328	.759		354-3.5	229-2	188	202	4	128	1061-10.5

21. Bob Sherwood - 1,051 Points

Yr	G-GS	Min-Avg	FG-A	Pct	3FG-A	Pct	FT-A	Pct	OR-DR	Tot-Avg	PF-FO	A	TO	Bl	St	Pts-Avg
1968	24		222-438	.507			101-135	.748		253-10.5	66-0					545-22.7
1970	27		209-399	.524			88-127	.693		271-10.0	89-4					506-18.7
Career	51		431-837	.515			189-262	.721		524-10.3	155-4					1051-20.6

22. Bill Barnes - 1,028 Points

Yr	G-GS	Min-Avg	FG-A	Pct	3FG-A	Pct	FT-A	Pct	OR-DR	Tot-Avg	PF-FO	A	TO	Bl	St	Pts-Avg
1979	26		79-169	.467			54-93	.581		108-4.2	78-6	43	63	7	44	212-8.2
1980	27		99-204	.485			117-159	.736		112-4.1	69-3	82	82	0	54	315-11.7
1981	28		85-182	.467			88-134	.657		140-5.0	52-0	88	60	6	55	258-9.2
1982	28		84-171	.491			75-135	.556		123-4.4	75-2	128	79	7	54	243-8.7
Career	109		347-726	.478			334-521	.641		483-4.4	274-11	341	284	20	207	1028-9.4

23. Jimmy Apple - 1,017 Points

Yr	G-GS	Min-Avg	FG-A	Pct	3FG-A	Pct	FT-A	Pct	OR-DR	Tot-Avg	PF-FO	A	TO	Bl	St	Pts-Avg
1988	29-2	755-26.0	118-286	.413	51-134	.381	53-61	.869	21-42	63-2.2	48-0	57	65	0	20	340-11.7
1989	28-25	867-31.0	138-325	.425	41-111	.369	56-65	.862	19-57	76-2.7	50-2	61	66	0	19	373-13.3
1990	28-12	626-22.4	108-289	.374	32-96	.333	56-65	.862	10-24	34-1.2	38-0	36	43	0	15	304-10.9
1991	1-1	11-11.0	0-1	.000	0-0	.000	0-0	.000	0-0	0-0.0	0-0	1	1	0	0	0-0.0
Career	86-40	2259-26.3	364-901	.404	124-341	.364	165-191	.864	50-123	173-2.0	136-2	155	175	0	54	1017-11.8

24. Tim Trout - 1,011 Points

Yr	G-GS	Min-Avg	FG-A	Pct	3FG-A	Pct	FT-A	Pct	OR-DR	Tot-Avg	PF-FO	A	TO	Bl	St	Pts-Avg
1985	16		14-32	.438			8-15	.533		37-2.3	17-0	2	8	1	4	36-2.3
1986	28-14	557-19.9	47-123	.382			46-74	.622		101-3.6	73-3	11	44	1	12	140-5.0
1987	27-21	831-30.8	118-252	.468	0-0	.000	110-158	.696	66-124	190-7.0	61-1	30	55	4	18	346-12.8
1988	29-28	929-32.0	190-364	.522	0-1	.000	109-159	.686	92-175	267-9.2	82-4	23	89	12	25	489-16.9
Career	100-63		369-771	.479	0-1	.000	273-406	.672		595-6.0	233-8	66	196	18	59	1011-10.1

All-Time Roster

A	
Addington, Ray	1913
Agee, Joe	1951-52
Akers, Jim	1949-50
Allen, Fred	1950-52
Allesso	1957
Anderson, Bob	1964
Anderson, Ray	1969-71
Andrews, Thomas	1939-41
Andrews, Virgil	1939-41
Andrialis, Robert	1963-65
Appell, Al	1945
Apple, Jim	1988-91
Arbogast, Jack	1975-78
Arizin, Mike	1973-74
Arnold, Shaka	1994-97

B	
Baltimore, Charlie	1936-38
Barnes, Billy	1979-82
Batzel, Mark	1985-88
Becouvarakis, Andy	1954
Becouvarakis, George	1954
Becouvarakis, John	1953
Bellamy, Jim	1947
Benjamin, Bob	1948-51
Bergey, Roger	1961-63
Berry, Dave	1953
Bertschey, S.L.	1914-15
Blackwell, Barry	1972
Blaker, Hutsy	1934-36
Blanc, Henry	1946
Bland, Gary	1981-84
Blenner, Bob	1973
Blocker, Ben	1989-92
Blount, Dave	1973-75
Bock, Tom	1986-89
Boddy, Mark	1984-87
Bond, David	1984
Boisseau, Sanford	1970
Bollerman, Howie	1952, 54-55
Bond, David	1984-87
Bottoms, Dave	1958-60
Bowen, Kenny	1979-82
Bowles, Roswell	1917
Bowman, Bill	1954
Boyd, Bobby	1978-79
Boyd, Jay	1988-89
Bracken, Mike	1983-86
Bracy, Randy	1996-99
Brasseur, Paul	1925
Brause	1944
Brenner, Leo	1943
Broadbuss, Charlie	1950
Brodzinski, Barry	1974
Brooks, Julian	1919-20
Brooks, Matt	1982-85
Brooks, Syd	1940-41
Brown, Brian	1997-98, 00-01
Brown, Doug	1969
Brown, Kori	1999-01
Bunch, George	1936-38
Bunting, Jere	1946, 48-50
Burke, Hampden	1933, 35

Burlage, Gerry	1973
Burzell, Greg	1986-89
Butler	1945
Butler, Dave	1982
Butler, Everett	1929
Butler, Jim	1950-51
Butts	1929
Byrd, Gary	1973-75

C	
Campbell, Lang	2001
Campbell, Ross	1945
Carbaugh, Cody	1999-02
Carol, Arthur	1940
Carr, James	1915
Carter, Charles	1955
Casagrande, Fred	1934-36
Cauthorn, Todd	1990-93
Chambers, Bill	1951-53
Chandler, Joe	1922
Chess, Bud	1970
Cholko, Al	1940
Christensen, John	1971
Ciacco, Chris	1991
Cieplicki, Keith	1982-85
Clark, Dave	1946
Clark, Willie	1951-52
Close, William	1920
Cofer, C.V.	1924
Cohen, Jeff	1958-61
Connor, Brendan	1990-93
Connor, Tom	1963
Conte, Mike	1953
Cooke, Alvah	1921-23
Cooper, Rich	1980-83
Cope, Zeb	2001-
Copeland, Richard	1917
Copley, Rocky	1976-78
Corley, Bill	1962-64
Cornell, Chip	1952, 54
Cornell, Harry	1956-58
Corns, Henry	1960-62
Cottrell, Charles	1941
Coughter, Peter	1999-00
Courage, Guy	1978-81
Courage, Matt	1973-75, 77
Coval, Scott	1983-86
Cowley, Paul	1961-63
Cox, David	1992-95
Coyle, Jim	1964
Crigler, J.D.	1917
Crist, Tommy	1934-36
Cully, David	1993-96

D	
Dail, Bob	1984-86
Dakin, Dave	1975
Dallet, Dan	1947
D'Antoni, Nick	2002-
Darden, Frank	1929
Darrow, Bill	1958-59
Daugherty, Dave	1967-69
Davis, Bill	1999-02
Davis, Meb	1925-28
Dean, Jeremy	1993-94, 96-97

Deery	1931
Derringer, Ed	1967-68
Dickerson, Dan	1961, 63-64
Dixon, Willis	1944
Dodge, Steve	1969-71
Dovell, Guy	1908
Downing, Jack	1967-69
Dozier, John	1937
Drake, Lennie	1952-53
Driver, James	1906-07, 09-10
Dudley, Ray	1938
Duff, Sean	1991-94
Duggins, Adam	2000-
Dunbar, Errol	1929
Duncan, Doug	1971
Dunlap	1944
DuPriest, Bill	1964
Dux, Chris	1992
Dwyer, Mike	1980

E	
Ellis, Tyler	1906-07
Elmore, Ralph	1934-36
Emory, Andrew	1988-91
Engelken, Don	1955, 57-58
Enoch, Mike	1975-78
Eskay, Bob	1964-65

F	
Farrandini, Ralph	1928
Farrington, Tom	1957-60
Farthing, Ernest	1911
Fentress, Herb	1919
Findley	1935
Finney, Hiram	1994
Finton, Tom	1968
Fiscella, Dave	1959-60
Fisher, Jerry	1970-72
Fitzgibbons, Bobby	1996-97
Fitzgibbons, Terry	1995-97
Fletcher, Greg	1971
Flickenger, Joe	1934-36
Forrest, Dick	1950-52
Fowler, Vance	1938-39
Franklin, Preacher	1933-35
Franko, Pat	1986-87
Freeman, Jackie	1942-43
Furlong, Paul	1956

G	
Galliant, Milt	1932-33
Garth, Fendal	1908-09
Gayle, Dick	1914-16
Geddes, Jack	1938
Geddy, Thomas	1910-12
Geddy, Vernon	1915-17
Getzoff, Ben	1911
Gewirtzman, Neil	1969-71
Giermak, Bill	1971-72
Giermak, Chet	1947-50
Goldstein, Bernie	1956-58
Gondak, Charles	1939-41
Gooding, Kirk	1961-63
Goodwin, Edward	1909-10
Gornto, H.C.	1924

All-Time Roster

Ozenburger, Bill	1948-50
P	
Paffrath, Larry	1964-66
Palese, Bill	1932
Panneton, Ron	1966-68
Panzenback, Bob	1973-74
Parker, Carl	1993-96
Parker, Joe	1944
Parnell, Skip	1975-78
Patton, Bill	1953-54
Payne, Jack	1950
Payton, Charles	1992
Pegram, Bill	1944-46
Person, Bill	1955-56
Peters, Derrick	1990-93
Peters, Stephan	1922
Pfingst, Tom	1973-74
Phillips, Bill	1998
Pierce, Chester	1919-22
Pierce, Edwin	1920-23
Pires, John	1953, 55-56
Pomeroy, Ben	1965-67
Popplewell, Dave	1964-65
Potts, Casey	1988-91
Potts, Harold	1936
Powell, Vernon	1910
Pride, Curtis	1987-90
Purpura, Steve	1992-95

R	
Ragazzo, Vito	1945
Rama, Jim	1966-68
Ramsey, Ron	1960
Rash, Steve	1971
Reed, James	1931-33
Reichert, Doug	1974
Renfro, John	1950
Richardson, Kevin	1982-85
Risinger, Mark	1976-79
Ritter, Mark	1972-74
Rivers, Sherman	2000-
Roberts, Kenny	1960-62
Roberts, Thomas	1990-93
Robertson, Issac	1915-17
Robinson, Sherman	1948-49
Rocke, Alex	1985-86
Rodney	1945
Rothwell, Stuart	1915
Roy, Jim	1962-64
Rutledge, Warren	1952-55

S	
Salvadori, Chris	1987-88
Salyers, Sal	1946
Sanders, Charlie	1957-60
Sandidge, Phil	1965
Satterthwaite, Ron	1974-77
Sauerbaun, John	1928-31
Savage, Dick	1952-53, 56
Savage, Mike	1986
Scarborough, Jack	1908
Schefer, Ed	1955
Scheie, Leif	1913
Schemering, Mike	1970

Schlossberg, Nathan	1907-09
Schubert, Axel	1986-87
Scott, Charles	1929
Scott, Scotty	1997, 99-00
Scully, Jack	1929-30
Seay, Terry	1972
Seward, Steve	1971-73
Sexton, Vincent	1923-25
Shafer, Michael	1991, 93-94
Shaffer, Lawrence	1930-32
Sherman, Wray	1949
Sherrill, Jud	1936
Sherwood, Bob	1968, 70
Siegert, Steve	1948-50
Silverman, Abe	1928-30
Small, Kurt	1992-95
Small, Raymond	1906-07
Smidl, Bob	1943
Smith, Arthur	1906
Smith, Scott	1989-92
Snyder, Isador	1927
Sokol, Charlie	1947-49
Sorenson, Steve	2002-
Spack, George	1971-73
Steen, Sam	1996-98
Steib, Bart	1965, 67
Stephens, Eugene	1917
Stone, Webster	1915
Stout, David	1968-70
Stovall, David	1971
Strayhorn, Mike	1980-83
Streckroth, Bob	1943
Strohbehn, Tom	1999-02
Strong, Kim	1971
Stryker, Henry	1916
Stubbs, Tam	1953-54
Sudkamp, Don	1946
Sullivan, Charles	1942
Sundin, Corky	1930-32
Supplee, Jim	1969
Swindell	1944
Sykes, Bin	1930-32

T	
Tabscott, Robert	1956
Taffe, John	1939-41
Taylor, Billy	1966-68
Taylor, Greg	1987-89
Taylor, Horace	1927-28
Teach, Charlie	1947-48
Teckler,	1931
Tinker, Dave	1972
Todd, John	1922-25
Todd, Lee	1924-27
Trammell, Jeff	1971-73
Traver, Tony	1981, 83-85
Trimble, Scott	1984-87
Trout, Tim	1985-88
Trueheart, John	1935
Tucker, Rudy	1973
Turk, Bill	1944
Turner, Bud	1980
Turner, Henry	1912-14
Tyler, Ken	1986-87

V	
Vail, Dennis	1974-76
Van Horne, Harry	1913
Vandeweghe, Al	1942-43
Varga, Ray	1956-57, 59
Vaughan, Dick	1946
Vaughn, Bev	1958-61
Veres, Rich	1980-81
Verkey, Matt	1993-96
Viglianco, Thomas	2002-

W	
Wagner, Tim	1978-81
Wakefield, Eric	1989-92
Walker, Dave	1966-67
Wallace,	1915-16
Wallick, Clair	1926-27
Walter, Tim	1964-66
Ward, Jim	1942-43
Warns, Jim	1970-72
Watkins, Sam	1923
Watson, Bruce	1906
Weaver, Walter	1942
Webb, Paul	1948
Weidner, Brant	1980-83
Wenk, Walter	1964-66
Wesson, Harrison	1925
White, Doc	1944-45
Whitley, Scott	1978-81
Williams, Harvey	1913, 15-16
Williams, Woody	1946
Wilson, Connie	1934
Wilson, Paul	1912
Wilson, Willard	1917
Winn, Waffles	1927-29
Winter, Mit	1998-01
Withers, H.V.	1966
Wolf, Brian	1966
Woods, Bettie	1913
Woollum, Charles	1960-62
Worrell	1933
Wortman, Chuck	1973-74
Wright, Austin	1944-45
Wright, Jack	1913
Wyatt, Albert	1915

Y	
Yeager, Frank	1938-39
Young, Clyde	1926
Young, Whiting	1920-23
Younkin, Ed	1962-63

Z	
Zable, Walter	1937
Zane, Gene	1949
Zehmer, George	1913-16
Zion, William	1913-16

Series Records

Air Force	2	0	Evansville	1	1
Akron	2	0	Fairfield	0	1
Alabama-Birmingham	0	1	Florida Southern	3	0
Alaska-Anchorage	0	1	Fordham	1	2
Albright	2	0	Furman	26	24
American	11	34	Gallaudet	1	0
American International	1	0	George Mason	25	23
Appalachian State	5	1	Georgetown	4	5
Arizona State	0	1	George Washington	26	36
Arkansas State	1	0	Georgia	0	2
Army	2	2	Georgia Tech	1	6
Auburn	1	0	Guilford	6	2
Baylor	0	1	Hampden-Sydney	54	15
Bluefield	1	0	Hampton	4	3
Boston College	0	1	Haverford	1	0
Boston University	1	2	Hawaii	0	2
Bowling Green	0	1	Hong Kong	1	1
Bradley	0	2	Hofstra	1	1
Bridgewater	12	0	Holy Cross	0	3
Brooklyn Polytech	1	0	Illinois	0	1
UCLA	0	2	Iona	1	2
California-Santa Barbara	1	0	Iowa State	0	1
Cal. State Fullerton	1	0	Jacksonville	1	7
Campbell	3	1	James Madison	22	36
Catholic	5	3	John Carroll	0	1
Centenary	1	0	Johns Hopkins	1	1
Central Florida	0	1	Lafayette	4	3
Charleston (WV)	4	1	La Salle	0	1
Charleston Southern	1	0	Lebanon Valley	1	0
Charlotte	0	1	Lehigh	3	1
Christopher Newport	13	0	Lenoir-Rhyne	2	0
Cincinnati	0	6	Lock Haven	1	0
The Citadel	30	22	Louisiana Tech	0	1
City College of New York	1	0	Louisville	0	2
Clemson	2	2	Loyola (LA)	1	1
Colby	1	0	Loyola (MD)	4	5
Colorado State	1	0	Lynchburg	8	2
Columbia	1	1	Manhattan	1	1
Connecticut	0	1	Marshall	1	0
Davidson	27	21	Marymount	2	0
Delaware	7	4	Maryland	8	22
Delaware Valley	1	0	Massachusetts	0	1
Detroit	0	1	Memphis	0	1
Dickenson	1	0	Merchant Marine	0	1
Drexel	3	4	Miami (FL)	0	1
Duke	3	27	Miami (OH)	0	4
Duquesne	0	2	Millersville	1	0
East Carolina	42	36	Milligan	1	0
Eastern Connecticut	1	0	Montana	1	0
Eastern Kentucky	1	1	Muhlenberg	1	0
East Tennessee State	1	0	Murray State	2	0
Elizabethtown	1	0	Navy	19	38
Elon	5	0	UNLV	0	1
Emory and Henry	5	4	New Hampshire	2	0
			New Mexico	0	2
			New Mexico State	0	1

Includes only four-year universities. Military bases and club teams are specifically excluded. 2002-03 opponents in **bold**.

Series Records

New Orleans	0	1	Toledo	0	1
Newport News Apprentice	8	1	Towson	4	3
New York University	0	1	Tulsa	0	1
Norfolk State	1	0	Vanderbilt	0	4
North Carolina	3	16	Villanova	0	5
North Carolina State	5	22	Virginia	29	48
North Carolina Wesleyan	5	0	Virginia Commonwealth	10	19
UNC Greensboro	5	3	Virginia Military Institute	75	40
UNC Wilmington	13	26	Virginia Tech	40	73
Northern Iowa	0	1	Virginia Wesleyan	6	0
North Texas	1	0	Wagner	2	0
Northwestern	1	1	Wake Forest	11	33
Notre Dame	0	1	Washington & Lee	28	25
Old Dominion	13	46	Washington College	2	0
Oral Roberts	1	0	Western Maryland	1	0
Pace	2	0	West Virginia	10	35
Pennsylvania	0	2	Wichita State	0	1
Pittsburgh	5	7	Winthrop	0	2
Portland	0	1	Wofford	1	1
Pratt	1	0	Xavier (OH)	0	2
Princeton	0	3			
Providence	0	1			
Purdue	0	1			
Queens	1	0			
Radford	1	0			
Randolph-Macon	40	22			
Rhode Island	1	1			
Rice	0	2			
Richmond	95	96			
Rider	1	0			
Roanoke	19	8			
Robert Morris	1	0			
Rollins	1	0			
Rutgers	0	5			
St. Andrew's	1	0			
St. Francis (NY)	1	0			
St. Francis (PA)	1	1			
St. John's	0	4			
St. Joseph's	0	2			
St. Mary's	3	0			
Samford	0	1			
Santa Clara	0	1			
Seton Hall	2	6			
Shenandoah	1	0			
Siena	1	1			
South Carolina	1	3			
Southern Methodist	0	1			
Stanford	0	1			
Stetson	3	2			
Temple	2	3			
Tennessee	2	4			
Texas	0	2			
Texas Christian	0	1			
UTEP	0	2			
Texas Southern	1	0			
Texas Tech	0	2			

W&M vs. the Conferences

(based on current affiliation)

Conference	W-L	Pct.
America East	3-2	.600
Atlantic Coast	62-176	.261
Atlantic Sun	7-12	.368
Atlantic 10	125-146	.461
Big East	61-145	.296
Big Sky	1-0	1.000
Big South	8-3	.727
Big Ten	1-3	.250
Big 12	0-6	.000
Big West	2-0	1.000
Colonial Athletic Association	98-162	.377
Conference USA	42-48	.467
Horizon	0-1	.000
Ivy League	1-6	.143
Metro Atlantic Athletic	8-10	.444
Mid-American Athletic	3-6	.333
Mid-Continent	1-0	1.000
Mid-Eastern Athletic	5-3	.625
Missouri Valley	1-5	.167
Mountain West	3-3	.500
Northeast	5-0	1.000
Ohio Valley	3-1	.750
Pacific-10	0-4	.000
Patriot League	49-81	.377
Southeastern	4-13	.235
Southern	170-112	.603
Southwestern Athletic	1-0	1.000
Sun Belt	2-2	.500
West Coast	3-2	.600
Western Athletic	0-7	.000

Year-by-Year Results

William and Mary game-by-game results for every season since 1906. William and Mary was a member of the Southern Conference from the 1937 through 1977 seasons. From 1978 until 1985 the College's basketball team played as a member of the ECAC South. William and Mary has been a member of Colonial Athletic Association since the 1986 season.

* Indicates CAA game.

1905-06

Record: 4-1

Hampton Industrial	L	6-7
Hampton A.	W	14-10
Virginia (forfeit)	W	2-0
Hampton Industrial	W	21-14
Newport News YMCAW		22-19

1906-07

Record: 1-4

Hampton A.C.	L	8-31
Newport News YMCA	L	10-18
Newport News YMCA	L	10-18
Portsmouth YMCA	L	13-49
Richmond YMCA	W	38-17

1907-08

Record: 1-4

Virginia	L	21-36
Union Theo. Sem.	L	19-26
Randolph-Macon	W	34-22
Newport News YMCA	L	19-65
at Virginia	L	8-30

1908-09

Record: 7-3

Brambleton A.C.	W	46-34
at Virginia	L	19-25
Newport News YMCA	L	26-32
Brambleton A.C.	W	26-25
Randolph-Macon	W	34-24
vs. Virginia ¹	L	28-32
Port Norfolk A.C.	W	85-0
Randolph-Macon	W	49-16
Newport News YMCAW		35-21
Hampton YMCA	W	30-17

¹Richmond, VA

1909-10

Record: 1-3

at Virginia	L	16-36
Fredericksburg	W	20-17
Randolph-Macon	L	16-19
Randolph-Macon	L	28-38

1910-11

Record: 3-1

Randolph-Macon	W	25-16
Randolph-Macon	L	14-16
Hampden-Sydney	W	24-20
Hampden-Sydney	W	41-13

1911-12

Record: 2-5

Duke	L	16-53
North Carolina	L	22-30
Wake Forest	L	4-31
Fredericksburg	W	50-5
Med. Coll. of Virginia	W	41-2
Randolph-Macon	L	13-26
Radnolph-Macon	L	11-42

1912-13

Record: 8-1

Richmond Howitzers	W	26-18
Richmond Howitzers	W	35-31
Richmond	W	34-15
Fredericksburg	W	23-15
Randolph-Macon	W	42-25
John Marshall A.C.	W	27-14
Hampden-Sydney	W	43-14
Randolph-Macon	L	23-33
Hampden-Sydney	W	39-23

1913-14

Record: 3-6

Lynchburg	W	42-14
Union Theo. Sem.	L	7-23
Richmond Howitzers	L	29-40
F18 Richmond	W	32-26
Hampden-Sydney	W	38-28
Randolph-Macon	L	11-23
Randolph-Macon	L	33-39
Hampden-Sydney	L	27-34
M4 at Richmond	L	15-31

1914-15

Record: 5-8

Richmond Howitzers	L	16-37
Fort Monroe 58th Co. W		55-18
U.S.S. Utah	L	30-45
Newport News YMCAW		28-21
Randolph-Macon	L	7-31
F13 at Richmond	L	17-22
Randolph-Macon	L	26-40
Norfolk Seminary	L	25-65
VMI	L	13-24
Staunton Military	L	16-35
Hampden-Sydney	W	40-23
M3 Richmond	W	29-27
Hampden-Sydney	W	42-35

1915-16

Record: 7-4

Union Theo. Sem.	L	35-38
Richmond Howitzers	W	59-30
Richmond Blues	W	56-25
F9 Richmond	W	38-33
F16 at Richmond	W	33-22
Randolph-Macon	W	24-22
Hampden-Sydney	W	41-30
Randolph-Macon	L	23-31
Hampden-Sydney	W	25-15
Delaware	L	33-37
VMI	L	18-45

1916-17

Record: 4-9

Union Theo. Sem.	W	30-12
Randolph-Macon	W	29-22
F7 Richmond	L	16-28
Hampden-Sydney	L	16-39
F21 at Richmond	L	17-37
Randolph-Macon	L	12-21
Fairmont A.C.	W	37-23
Hampden-Sydney	L	23-35
Parkhill A.C.	L	24-29
Lynchburg A.C.	W	45-15
Roanoke	L	8-54
Virginia Tech	L	10-39
VMI	L	20-42

1917-18

Record: 6-11

Richmond YMCA	L	32-44
Norfolk Naval Base	L	18-34

Norfolk Naval Base	L	14-39
Newport News YMCAW		51-29
Newport News YMCAW		51-17
Parkview A.C.	L	19-35
Randolph-Macon	L	14-37
Lynchburg A.C.	L	20-53
VMI	L	24-53
Washington & Lee	L	25-27
Virginia Christian A.C.W		34-17
Richmond YMCA	L	21-63
F13 Richmond	W	34-25
Hampden-Sydney	W	27-13
Randolph-Macon	W	37-22
Hampden-Sydney	L	15-27
F27 at Richmond	L	30-46

1918-19

Record: 3-6

Randolph-Macon	L	12-35
F8 at Richmond	W	33-17
Hampden-Sydney	W	18-17
F15 Richmond	W	20-19
Randolph-Macon	L	22-40
Hampden-Sydney	L	17-33
VMI	L	6-66
Washington & Lee	L	9-67
Roanoke	L	6-87

1919-20

Record: 5-7

Med. Coll. of Virginia	L	13-35
Randolph-Macon	L	38-50
F11 at Richmond	W	22-20
Hampden-Sydney	L	16-24
Hampden-Sydney	W	32-23
F21 Richmond	L	39-42 (ot)
Randolph-Macon	L	14-41
Church Hill A.C.	L	24-49
Med. Coll. of Virginia	L	19-52
Union Theo. Sem.	W	28-27
Fort Monroe	W	37-27
Union Theo. Sem.	W	47-20

1920-21

Record: 8-3

at Hampton Legion	W	41-22
at Geo. Washington	L	32-40
at Virginia	L	15-46
Parkview A.C. Ports.	L	23-34
at New. News YMCA	W	25-18
Randolph-Macon	W	53-26
Camp Eustis	W	41-17
F12 Richmond	W	45-20
at Med. Coll. of VA	W	36-26
at Randolph-Macon	W	28-14
F22 at Richmond	W	38-23

1921-22

Record: 10-2

Fort Monroe	W	22-15
New. News Shipyard	W	55-16
at Geo. Washington	W	21-14
at Gallaudet	W	43-31
Bridgewater	W	38-21
at Randolph-Macon	W	43-20
at Virginia	L	20-36
Camp Eustis	W	39-14
Hampden-Sydney	W	27-12
Union Theo. Sem.	W	51-11
F4 Richmond	W	26-13
F18 at Richmond	L	20-22

Year-by-Year Results

1922-23

Record: 8-4		
Wake Forest	L	33-38
Richmond Blues	W	24-10
at Randolph-Macon	W	29-11
at Virginia	L	19-35
J27 at Richmond	L	15-31
Fort Eustis	W	34-20
New. News Shipyard	L	34-41
Hampden-Sydney	W	43-11
George Washington	W	36-21
Lenoir-Rhyne	W	49-19
Randolph-Macon	W	39-17
F24 Richmond	W	32-22

1923-24

Record: 7-13		
Fort Eustis	W	31-7
Newport News YMCA	W	29-15
Med. Coll. of Virginia	W	25-13
Randolph-Macon	W	47-15
Wake Forest	L	28-30
Union Theo. Sem.	L	24-26
Richmond Blues	L	38-43
Virginia	W	25-22
at Richmond	L	20-32
at VMI	L	20-38
at Washington & Lee	L	16-39
at Virginia Tech	L	29-30
at Roanoke	L	27-47
at Lynchburg	L	27-29
at Norfolk Naval Base	W	25-18
Wake Forest	L	30-38
at Guilford	L	31-35
at Elon	W	25-10
at Greensboro YMCA	L	30-39
North Carolina	L	16-54

1924-25

Record: 11-6		
Randolph-Macon	W	38-28
Newport News YMCA	W	32-25
Virginia Boat Club	W	32-22
Richmond Blues	L	29-31
J23 at Richmond	L	33-42
Randolph-Macon	W	32-18
Med. Coll. of Virginia	W	62-22
Stephen's Tech	L	25-31
Guilford	W	31-20
F5 Duke	W	23-15
Elon	W	27-16
Wake Forest	L	24-35
F11 Duke	L	16-21
Elon	W	27-16
Guilford	W	24-20
Bridgewater	W	43-20
F25 Richmond	L	26-27

1925-26

Record: 9-8		
Med. Coll. of Virginia	W	36-21
Fort Monroe	W	43-30
Union Theo. Institute	W	41-16
Wake Forest	L	19-37
J15 Richmond	L	19-30
St. John's	W	29-18
High Point	L	24-25
Stevens Tech	L	19-39
Roanoke	W	35-34
St. John's	L	21-36
Catholic	L	8-57
George Washington	L	31-39
Georgetown	W	26-25
Guilford	W	24-23

M2 Richmond	L	23-30
Randolph-Macon	W	23-17
Randolph-Macon	W	29-17

1926-27

Record: 7-8		
Med. Coll. of Virginia	W	18-12
Lynchburg	L	19-22
at Washington & Lee	L	25-34
at Roanoke	L	25-32
at Randolph-Macon	W	25-20
J18 at Richmond	L	18-20
Lynchburg	W	26-18
Steven's Tech	W	30-23
Emory and Henry	L	23-34
George Washington	L	14-22
at Georgetown	L	17-40
at Catholic	L	19-65
St. John's (Annapolis)	W	36-29
Randolph-Macon	W	27-19
F26 Richmond	W	25-14

1927-28

Record: 16-4		
Med. Coll. of Virginia	W	40-17
Catholic	W	24-17
Med. Coll. of Virginia	W	40-17
Catholic	L	24-36
D17 at Navy	L	20-48
Roanoke	W	35-23
Lynchburg	W	48-18
George Washington	L	33-34
J17 Richmond	W	25-22
Emory and Henry	W	23-16
Steven's Tech	W	30-29
Wake Forest	W	48-24
F4 Richmond	W	41-27
Guilford	W	28-25
Wake Forest	W	42-28
Elon	W	36-28
Guilford	L	23-33
Hampden-Sydney	W	36-26
Lynchburg	W	55-24
Brooklyn Polytech	W	50-19

1928-29

Record: 9-11		
at Johns Hopkins	L	23-28
at Catholic	W	24-16
D19 at Navy	L	19-33
D20 at Maryland	L	21-30
Richmond YMCA	L	15-22
Med. Coll. of Virginia	W	26-13
Hampden-Sydney	L	24-26
Roanoke	W	24-21
J19 at Richmond	L	32-36
at Washington & Lee	L	19-47
at VMI	L	19-32
at Roanoke	L	21-25
Randolph-Macon	L	33-42
Bridgewater	W	35-19
Lynchburg	W	36-23
Emory and Henry	L	16-20
Hampden-Sydney	W	26-23
at Med. Coll. of VA	W	35-23
Randolph-Macon	W	28-23
F21 Richmond	W	34-30

1929-30

Record: 16-6		
D13 at Maryland	L	23-27
D14 at Navy	L	19-30
D18 at Delaware	W	38-22
at Princeton	L	18-25

at Hampden-Sydney	W	35-17
Randolph-Macon	L	20-38
at Virginia	W	33-17
J18 Richmond	W	31-22
Med. Coll. of Virginia	W	43-21
at Washington & Lee	L	33-52
at VMI	W	40-22
at Virginia Tech	L	32-44
at Roanoke	W	35-11
at Bridgewater	W	39-13
Emory and Henry	W	34-25
Bridgewater	W	51-24
Roanoke	W	53-22
Savage Normal	W	34-23
F22 at Richmond	W	34-22
at Randolph-Macon	W	32-30
Lynchburg	W	46-20
Hampden-Sydney	W	41-22

1930-31

Record: 13-4		
Fort Eustis	W	37-27
D10 at Navy	L	30-32
Emory and Henry	W	40-16
at Virginia	L	34-36
at Hampden-Sydney	W	31-21
Med. Coll. of Virginia	W	48-22
Randolph-Macon	L	24-28
F9 Richmond	W	48-38
at Bridgewater	W	30-27
at Washington & Lee	L	31-44
at Roanoke	W	40-21
at VMI	W	29-28
Bridgewater	W	33-25
F21 Richmond	W	40-10
Roanoke	W	49-25
Hampden-Sydney	W	38-26
Randolph-Macon	W	39-27

1931-32

Record: 13-6		
at Virginia	L	32-33
at NC State	L	19-23
J9 at Duke	L	20-28
Roanoke	W	45-28
Lenoir-Rhyne	W	52-21
Hampden-Sydney	L	26-31
George Washington	L	35-37
F6 Richmond	W	31-22
Hampden-Sydney	W	42-33
Bridgewater	W	37-31
at Washington & Lee	L	17-31
at Roanoke	W	30-26
at VMI	W	28-10
Emory and Henry	W	26-19
at Randolph-Macon	W	41-26
Lynchburg	W	44-26
F20 at Richmond	W	47-33
Randolph-Macon	W	31-28
Bridgewater	W	49-29

1932-33

Record: 13-5		
D14 at Navy	L	46-57
at St. John's	L	24-25
Roanoke	W	36-26
at Virginia	L	35-45
at Hampden-Sydney	W	26-23
at Randolph-Macon	W	32-27
Lynchburg	W	39-32
Guilford	W	45-20
F4 at Richmond	W	49-25
Georgia	L	32-33
at Bridgewater	W	47-20

Year-by-Year Results

<p>at Washington & Lee L 36-52 VMI W 27-21 Bridgewater W 51-13 Emory and Henry W 32-25 Hampden-Sydney W 27-23 Randolph-Macon W 38-27 F23 Richmond W 40-37</p> <p>1933-34 Record: 4-9 at Virginia L 27-42 at Georgetown L 29-40 Roanoke W 41-40 Davidson W 31-19 F3 at Richmond L 24-27 Guilford W 50-22 at Emory and Henry L 28-43 at Roanoke L 15-39 at Washington & Lee L 27-44 at VMI L 19-23 Emory and Henry L 18-36 F20 Richmond W 27-25 VMI L 26-32</p> <p>1934-35 Record: 10-5 at Virginia L 21-25 Newport News App. W 35-11 Med. Coll. of Virginia W 33-20 at Virginia Tech L 24-30 at Roanoke W 43-36 at Washington & Lee W 38-36 at VMI W 27-23 F8 Richmond L 20-46 vs. Virginia¹ W 45-31 Roanoke W 41-37 Virginia Tech W 42-26 at New. News App. W 34-31 VMI W 43-36 F26 Richmond L 39-58 M9 Navy L 28-46 <i>1-Newport News, VA</i></p> <p>1935-36 Record: 11-6 Roanoke W 44-27 Med. Coll. of Virginia W 58-25 at Virginia W 32-24 Hampden-Sydney W 43-35 at Virginia Tech W 36-28 at Roanoke W 41-25 at VMI L 37-41 at Washington & Lee L 20-57 J29 at Navy L 24-38 J30 at Maryland L 39-41 Wake Forest W 41-30 Virginia Tech W 42-36 VMI W 50-48 Washington & Lee W 58-56 F25 Richmond L 39-59 Virginia W 47-35 M2 at Richmond L 21-65</p> <p>1936-37 Record: 0-18 SC: 0-13, 16th place at NC State L 21-49 at Wake Forest L 29-49 at Virginia L 30-33 at Virginia Tech L 29-36 at Washington & Lee L 15-64 at VMI L 39-42 at Roanoke L 39-48 Wake Forest L 25-61</p>	<p>Virginia Tech L 30-38 F4 Richmond L 22-48 Roanoke L 21-40 F9 at Maryland L 29-41 F10 at Navy L 21-42 Randolph-Macon L 27-58 F17 at Richmond L 21-40 VMI L 26-49 North Carolina State L 20-58 Virginia L 21-52</p> <p>1937-38 Record: 2-10 SC: 0-8, 15th place at Virginia Tech L 25-29 at Washington & Lee L 20-42 at VMI L 26-29 Virginia Tech L 31-41 at Virginia W 31-27 F9 at Navy L 20-61 F10 at Maryland L 38-45 F14 at Richmond L 28-43 Virginia W 41-40 VMI L 30-35 Washington & Lee L 40-61 F26 Richmond L 42-46</p> <p>1938-39 Record: 9-12 SC: 4-9, 12th place Davidson L 35-55 at NC State W 32-28 at Wake Forest L 35-58 Virginia W 48-38 at Washington & Lee L 42-62 at Virginia Tech W 46-33 VMI L 43-48 Randolph-Macon W 60-37 Virginia L 37-39 Hampden-Sydney W 64-40 at Langley Field W 46-38 Virginia Tech W 57-30 at Randolph-Macon W 36-25 F11 Richmond L 37-39 F13 at St. Joseph's L 43-52 F14 at Maryland W 57-49 F15 at Navy L 29-52 Washington & Lee L 37-46 Wake Forest L 42-46 F23 at Richmond L 31-40 VMI L 31-45</p> <p>1939-40 Record: 13-10 SC: 6-5, 8th place (tie) at Norfolk NTS L 44-46 Newport News App. W 50-37 at Randolph-Macon W 33-22 at Langley Field W 62-50 Norfolk NTS W 55-44 at Panser L 44-50 at St. Francis (NY) W 32-28 J6 at Seton Hall L 35-51 J10 at Richmond L 33-35 at Virginia L 31-49 at The Citadel L 35-36 J29 at Furman W 47-37 Virginia Tech W 38-33 at NC State L 29-36 Virginia W 29-28 Hampden-Sydney W 42-31 at Washington & Lee L 39-49 at Virginia Tech W 49-29 at VMI W 42-32</p>	<p>F19 Richmond W 43-38 Washington & Lee L 33-36 (ot) VMI W 59-36 F24 at Navy L 46-52</p> <p>1940-41 Record: 15-10 SC: 8-3, 2nd place (tie) at Langley Field W 36-33 at New. News App. W 47-33 Clemson W 60-40 Xavier (Ohio) L 50-61 D20 at Miami (Ohio) L 40-43 at Bradley L 36-59 Randolph-Macon W 63-46 VMI W 43-35 at Virginia Tech W 54-51 at Washington & Lee L 29-35 Hampden-Sydney W 44-26 at Virginia L 32-48 VMI L 36-43 at Randolph-Macon W 43-36 F3 Richmond W 37-32 F7 Furman W 64-32 Virginia Tech W 52-50 Virginia L 40-41 F14 at Maryland W 58-40 F15 at Navy L 32-51 Hampden-Sydney W 47-39 F20 at Richmond L 41-46 Washington & Lee W 34-32 (ot) vs. Wake Forest¹ W 52-34 vs. Duke¹ L 42-57 <i>1-Southern Conference Tournament, Raleigh, NC</i></p> <p>1941-42 Record: 15-9 SC: 8-4, 5th place (tie) at Langley Field W 35-31 Randolph-Macon W 52-28 D16 Maryland W 39-34 at Fordham L 27-59 at Villanova L 28-49 at VMI W 47-42 at Virginia Tech W 35-29 at Washington & Lee W 41-37 J13 at Richmond¹ W 47-33 Virginia W 39-24 Newport News App. W 67-49 Hampden-Sydney W 65-35 Virginia Tech L 39-45 at Clemson W 54-28 F6 at Furman L 35-37 at Virginia L 30-38 F13 at Maryland L 32-42 F14 at Navy W 42-40 F17 Richmond W 42-29 Washington & Lee L 27-31 VMI W 33-32 at Hampden-Sydney L 47-49 vs. Geo. Washington² W 44-33 at NC State² L 53-54 <i>1-Cavalier Arena; 2-Southern Conference Tournament, Raleigh, NC</i></p> <p>1942-43 Record: 11-10 SC: 6-4, 6th place Randolph-Macon W 58-38 at New. News App. L 46-60 at VMI L 38-41 at Virginia Tech L 34-49 at Washington & Lee W 34-33</p>
---	--	--

Year-by-Year Results

J12	Richmond	W	40-27
	Hampden-Sydney	W	57-28
	Newport News App.	W	45-41
F2	at Richmond	W	40-20
	Hampden-Sydney	W	48-38
	George Washington	W	53-51
	Virginia Tech	W	55-25
	Norfolk NAS	L	34-65
	Fort Eustis	W	50-43
	VMI	L	33-41
	Washington & Lee	W	52-42
F23	at Maryland	L	36-51
F24	at Navy	L	30-57
	at Randolph-Macon	L	52-54
	Norfolk NTS	L	34-62
	vs. Geo. Washington ¹	L	23-49

1-Southern Conference Tournament, Raleigh, NC

1943-44

Record: 10-11

SC: 1-3, 10th place

	Fort Story	W	44-29
	Wilson Gen. Hosp.	W	46-29
	C. Patrick Henry	W	53-37
	Camp Peary	W	100-18
	Norfolk NTS	L	35-65
	at Norfolk NAS	L	36-68
	Midshipmen School	L	45-59
	Richmond Air Base	L	40-42
	at Camp Peary	L	24-52
J15	at Richmond	W	58-55 (ot)
	Newport News App.	W	46-40
	Fort Story	W	39-36
	Hampden-Sydney	W	47-28
	at Virginia Tech	L	22-46
	at Hampden-Sydney	L	40-45
	at Patrick Henry	L	40-56
F18	Richmond	L	42-47
	Virginia Tech	L	29-48
	Cheatam Marines	W	81-39
F24	vs. Duke ¹	L	25-68
	at New. News App.	W	55-52

1-Southern Conference Tournament, Raleigh, NC

1944-45

Record: 7-10

SC: 3-4, 7th place

	Cheatham Annex	L	31-34
	Langley Air Base	L	39-47
	Virginia	W	37-24
	Cheatham Annex	W	53-33
	Hampden-Sydney	L	39-41
	North Carolina State	L	37-58
J12	Richmond	L	37-58
	North Carolina State	W	43-38
	VMI	W	43-24
	North Carolina	L	46-80
	Virginia Tech	W	41-30
	Virginia	L	37-41
	Hampden-Sydney	L	38-54
F17	Maryland	L	46-53
	vs. The Citadel ¹	W	54-41
F23	vs. Duke ¹	L	32-59
	Randolph-Macon	W	50-39

1-Southern Conference Tournament, Raleigh, NC

1945-46

Record: 10-10

SC: 5-5, 6th place

	at Camp Pickett	W	43-41
	at Richmond Air Base	W	77-23

	Camp Pickett	L	50-66
	George Washington	W	45-39
	at King's Point	L	33-51
	at Fordham	W	45-37
	Wake Forest	L	34-36
	at Little Creek	L	39-50
J19	at Richmond	L	38-39
	Little Creek	L	26-33
	George Washington	L	51-65
	at Wake Forest	L	51-59
F10	Richmond	W	44-40
	Hampden-Sydney	W	65-38
	at VMI	W	39-28
	at Virginia Tech	L	45-51
F20	Maryland	W	42-36
	VMI	W	60-32
	Randolph-Macon	W	77-38
	vs. Wake Forest ¹	L	31-42

1-Southern Conference Tournament, Raleigh, NC

1946-47

Record: 14-12

SC: 6-6, 9th place

	at Langley Field	W	66-34
	Camp Lee	W	66-44
	American	W	48-44
D18	at Navy	L	36-50
D19	at Pennsylvania	L	46-73
D20	at Seton Hall	L	33-65
	at Merchant Marine	L	45-50
	Wake Forest	L	33-40
	Virginia	W	59-40
J11	at Richmond	W	47-45
	Roanoke	W	68-32
	at Virginia	L	46-52
J18	Richmond	L	34-40
	Virginia Tech	W	50-41
F3	at Duke	L	45-69
F4	at NC State	L	33-45
	Hampden-Sydney	W	46-40
	George Washington	W	37-32
	NN Air Station	W	66-37
	at VMI	W	63-56
	at Virginia Tech	L	52-56
	Washington & Lee	L	56-61
	at NN Air Station	W	55-52
	VMI	W	66-32
F25	at Boston University	L	45-62
	Washington & Lee	W	58-37

1947-48

Record: 13-10

SC: 8-7, 8th place (tie)

D6	at The Citadel	W	64-41
D8	at Furman	L	50-51
	Hampden-Sydney	L	36-37
	Western Maryland	W	75-49
	Virginia	W	51-33
	Wake Forest	L	52-61
J7	Randolph-Macon	W	68-35
	VMI	W	53-39
	at Virginia Tech	L	41-59
	at Washington & Lee	L	49-51
J17	at Richmond	W	50-47
	The Citadel	W	50-34
	George Washington	L	40-65
F5	Duke	L	36-45
	Virginia Tech	W	46-42
	North Carolina	L	61-63
	at Boston University	L	61-71
	at American Inter.	W	61-35
F24	Washington & Lee	W	71-47
	at VMI	W	53-52

F28	Richmond	W	52-47
	vs. Wake Forest ¹	W	61-56
	vs. North Carolina St ¹	L	52-73

1-Southern Conference Tournament, Durham, NC

1948-49

Record: 24-10

SC: 10-3, 2nd place

	Langley Field	W	80-29
	Quantico Marines	W	55-50
	Norfolk NAS	W	68-46
	Milligan	W	55-45
	at VMI	W	77-54
	Norfolk Navy Base	W	75-46
	Wake Forest	W	52-47
	at Rider	W	52-37
	at Villanova	L	48-70
	at Albright	W	73-54
D23	at Seton Hall	L	55-59
	Towson	W	94-31
	Georgetown	W	69-58
	VMI	W	75-37
J11	Baltimore	W	96-28
	at Washington & Lee	W	42-39
	at Virginia Tech	L	52-54
	Hampden-Sydney	W	67-56
	at North Carolina	L	61-69
	Little Creek	W	70-26
	Virginia Tech	W	62-47
F5	#17 NC State	L	52-66
F7	Furman	W	73-60
F9	Richmond	W	61-47
	Roanoke	W	77-45
	at Quantico Marines	L	36-42
F18	The Citadel	W	57-39
	Washington & Lee	W	89-46
	at Virginia	L	44-58
F26	at Richmond	W	82-53
	vs. Davidson ¹	W	54-50
	vs. Geo. Washington ¹	L	74-78 (ot)
M7	vs. Xavier ²	L	65-82
M9	vs. LaSalle ²	L	51-63

1-Southern Conference Tournament, Durham, NC; 2-Cincinnati Invitational Tournament, Cincinnati, OH

1949-50

Record: 23-9

SC: 12-4, 2nd place (tie)

D6	at Colby	W	69-53
	Pensacola	W	72-52
D10	Quantico Marines	W	72-51
	Randolph-Macon	W	73-46
D16	at John Carroll	L	54-64
	at Akron	W	53-49
	at Bowling Green	L	58-74
D30	at Seton Hall	W	65-47
	at Siena	L	50-57
	at Wake Forest	W	48-34
	Washington & Lee	W	80-56
J10	at Maryland	W	56-52
J12	at #9 NC State	L	58-72
	Wake Forest	L	49-61
	at VMI	W	68-43
	Hampden-Sydney	W	70-67 (ot)
J21	Maryland	W	64-56
	George Washington	W	58-50
F4	at Richmond	W	50-47
F7	#8 North Carolina St	W	54-50
	Virginia Tech	W	64-50
	North Carolina	L	46-52
	at Washington & Lee	W	70-57
	VMI	W	74-57

Year-by-Year Results

at Virginia Tech	L	47-60
F21 at Roanoke	W	53-50
F25 Richmond	W	81-54
vs. North Carolina ¹		50-43
M 3 at Duke ¹	L	50-60
Virginia	W	76-58
M17 Cincinnati ²	L	44-80
Charleston (WV) ²	W	68-59

1-Southern Conference Tournament, Durham, NC; 2-Cincinnati Invitational, Cincinnati, OH (Cincinnati Gardens)

1950-51

Record: 20-11

SC: 13-6, 4th place (tie)

D2 vs. St. John's ¹	L	47-63
D6 at Randolph-Macon	W	78-38
D9 Wake Forest	W	71-49
D11 at Maryland	L	41-48
D14 Hampden-Sydney	W	70-46
D16 Davidson	W	65-49
D19 at Marshall	W	56-38
D20 at Louisville	L	47-70
D21 at #17 Cincinnati	L	60-89
D22 at Charleston (WV)	W	55-54
J6 Washington & Lee	W	76-55
J8 Furman	W	65-37
J12 at #7 NC State	L	54-61
J13 at Wake Forest	L	50-72
J15 Duke	W	74-57
J17 Washington & Lee	W	73-65
J20 Richmond	W	64-46
F2 Virginia Tech	W	73-67
F3 #8 North Carolina St	W	88-78
F6 at Duke	L	54-61
F9 at Geo. Washington	L	62-66 (ot)
F10 VMI	W	87-67
F13 Virginia	W	78-48
F17 Maryland	W	55-50
F19 at Virginia Tech	L	77-82
F20 at VMI	W	76-46
F24 at Richmond	W	76-52
M2 vs. West Virginia ²	W	88-67
M3 vs. Duke ²	L	69-71
M6 at Georgetown	W	75-64
M7 Villanova	L	59-87

1-New York, NY (Madison Square Garden); 2-Southern Conference Tournament, Raleigh, NC

1951-52

Record: 15-13

SC: 10-6, 8th place

at New York Univ.	L	70-85
D3 at Seton Hall	L	52-63
Randolph-Macon	W	61-45
Charleston (WV)	W	94-36
D12 at Maryland	L	53-54
VMI	W	80-53
D19 at Cincinnati	L	61-71
at West Virginia	L	66-87
at Pittsburgh	L	48-63
Virginia	W	70-59
J7 Wake Forest	W	97-75
Hampden-Sydney	W	75-69
J12 at NC State	L	46-82
J14 #15 Louisville	L	65-93
at Washington & Lee	W	84-82
J19 Richmond	W	86-70
Virginia Tech	W	85-79
F5 NC State	W	70-61
F7 at Duke	L	62-68
George Washington	L	68-74
Washington & Lee	W	89-75

F16 Maryland	W	71-66
at Virginia Tech	W	86-76
F19 at VMI	W	86-71
F23 at Richmond	L	61-80
at Virginia	W	87-85
F29 Cincinnati	L	76-82
M6 vs. #10 West Virginia ¹	L	64-77

1-Southern Conference Tournament, Raleigh, NC

1952-53

Record: 10-13

SC: 6-13, 12th place

D3 at Geo. Washington	L	79-90
D4 at Maryland	L	61-64
at Washington & Lee	W	87-62
D13 at Virginia	W	87-71
D15 West Virginia	L	100-101 (ot)
Win.-Salem Bullets	W	82-63
at Clemson	L	71-81
J3 at Furman	L	78-85
Hampden-Sydney	W	74-64
VMI	W	88-64
J13 #8 North Carolina St	L	58-62
J17 at Richmond	L	78-82
Virginia Tech	W	91-74
at VMI	W	88-54
F7 at #15 NC State	L	71-101
F10 vs. Wake Forest ¹	L	76-78
F14 Virginia	W	105-84
F17 Maryland	L	57-79
F19 #18 Duke	W	85-72
F21 Washington & Lee	W	94-73
at Virginia Tech	L	74-75
George Washington	L	63-70
F28 Richmond	L	70-76

1-Norfolk, VA

1953-54

Record: 9-14

SC: 6-5, 5th place

at Hampden-Sydney	W	78-58
at North Carolina	L	61-71
D8 at Maryland	L	54-69
D12 at Duke	L	44-109
George Washington	L	53-65
J1 at Seton Hall	W	57-55
Clemson	W	72-75
Hampden-Sydney	W	74-65
J9 at West Virginia	W	78-76
VMI	W	71-67
J16 at Richmond	L	73-85
Virginia Tech	W	82-66
F2 at NC State	L	70-80
F6 at Washington & Lee	W	73-58
F8 at Virginia Tech	W	66-52
at VMI	L	62-81
F13 at #19 NC State	L	48-65
at #8 Geo. Wash.	L	58-69
Washington & Lee	W	68-54
F20 Wake Forest	L	56-57 (ot)
F25 #11 Maryland	L	55-74
F27 at Richmond	L	63-68
M5 at West Virginia ¹	L	69-84

1-Southern Conference Tournament, Morgantown, WV

1954-55

Record: 11-14

SC: 7-5, 6th place

D1 North Carolina State	L	97-111
D4 at Furman	W	103-101
D6 at Tennessee	L	79-91
Hampden-Sydney	W	108-76

North Carolina	W	79-76
D17 at Seton Hall	L	89-108
D28 vs. Boston Univ. ¹	W	84-74
D29 vs. #9 Geo. Wash. ¹	L	73-87
vs. Virginia Tech ¹	W	82-67
J3 at Vanderbilt	L	61-86
J5 at Navy	L	56-77
Washington & Lee	W	78-73
at #8 Geo. Wash.	L	65-79
J15 at #13 Richmond	L	71-92
at Virginia Tech	W	75-69
at VMI	W	88-68
F5 #12 Maryland	L	62-67
Virginia Tech	W	105-73
F9 #7 North Carolina St	L	99-126
F12 VMI	W	89-66
F14 at West Virginia	L	81-95
Washington & Lee	L	67-86
at #10 Geo. Wash.	L	76-119
F26 at Richmond	W	93-78
M3 at Richmond ²	L	75-90

1-UR Invitational, Richmond, VA; 2-Southern Conference Tournament, Richmond, VA (Richmond Arena)

1955-56

Record: 12-14

SC: 9-7, 5th place

George Washington	L	75-81
D8 at Maryland	L	51-52
Hampden-Sydney	W	76-69
D28 vs. Rhode Island ¹	W	100-96
D29 at Richmond ¹	L	60-72
D30 vs. Seton Hall ¹	L	55-80
J2 at Tennessee	W	93-83
J3 #4 Vanderbilt	L	80-89 (2ot)
Washington & Lee	W	79-70
J9 Furman	W	92-81
J14 at Richmond	L	53-75
at Virginia Tech	W	66-57
at VMI	W	81-72
J21 at #3 NC State	L	71-90
at Davidson	W	85-75
F4 at Furman	L	85-109
at #12 North Carolina	L	63-115
VMI	W	89-78
F13 at West Virginia	L	90-105
at Geo. Washington	L	69-81
at Washington & Lee	L	57-70
F20 Virginia Tech	W	79-74
F22 at West Virginia	L	88-97
Davidson	W	77-67
F25 Richmond	W	79-77
M1 at Richmond ²	L	62-79

1-UR Invitational, Richmond, VA; 2-Southern Conference Tournament, Richmond, VA (Richmond Arena)

1956-57

Record: 9-18

SC: 7-11, 6th place

N30 The Citadel	W	87-74
D1 Hampden-Sydney	W	98-81
D3 The Citadel	W	82-74
D6 at Washington & Lee	L	72-79
D8 George Washington	W	89-85
D11 at Furman	L	66-69
D15 at Villanova	L	73-81
D27 vs. Lafayette ¹	L	72-85
D28 vs. Columbia ¹	L	78-93
D29 vs. Davidson ¹	W	72-63
J1 at #12 Tennessee	L	68-81
J2 at #9 Vanderbilt	L	73-81
J5 at Davidson	W	80-67

Year-by-Year Results

J8	#2 North Carolina	L	61-71
J12	at Richmond	L	55-68
J14	at #15 West Virginia	L	72-81
J18	Virginia Tech	W	72-70
F2	Davidson	L	77-86
F4	Furman	L	78-86
F9	at Geo. Washington	L	77-79
F14	VMI	W	83-67
F16	at Virginia Tech	L	83-94
F18	at VMI	W	65-58
F22	Washington & Lee	L	58-80
F25	at #11 West Virginia	L	57-80
M2	Richmond	L	73-82
M7	vs. Virginia Tech ²	L	56-64

1-UR Invitational, Richmond, VA; 2-Southern Conference Tournament, Richmond, VA (Richmond Arena)

1957-58

Record: 15-14
SC: 9-9, 5th place

D4	at Pennsylvania	L	70-86
	George Washington	W	71-60
	at The Citadel	L	60-75
	at The Citadel	L	63-85
D13	at #8 West Virginia	L	52-68
	at Evansville	L	65-83
	at Murray State	W	76-66
D30	at Tennessee	L	62-84
	at #3 North Carolina	L	63-79
J11	at Richmond	W	72-66
	Davidson	W	75-61
	at Geo. Washington	L	80-91
	Virginia Tech	L	75-87
F1	at Furman	L	73-89
	at Davidson	W	72-53
	Hampden-Sydney	W	85-59
F8	vs. Navy ¹	W	90-78
	at #2 West Virginia	L	68-82
	at VMI	W	79-61
	at Washington & Lee	W	86-84
F17	Furman	W	87-46
F21	Washington & Lee	W	88-72
	VMI	W	96-78
	at Virginia Tech	L	68-72
M1	Richmond	L	67-79 (3ot)
M6	vs. Virginia Tech ²	W	79-61
M7	vs. George Wash. ²	W	57-56
M8	vs. #2 West Virginia ²	L	58-74

1-Norfolk, VA; 2-Southern Conference Tournament, Richmond, VA (Richmond Arena)

1958-59

Record: 13-11
SC: 7-7, 4th place

	at Virginia	L	74-95
	at Washington & Lee	W	63-60
	George Washington	W	57-52
	Hampden-Sydney	W	59-46
D15	VMI	W	82-69
	Davidson	W	72-56
	at Louisiana Tech ¹	L	49-63
	at North Texas	W	82-77
	at Murray State	W	64-62
J3	at Furman	L	70-78
	at Davidson	W	59-57
J10	Richmond	W	83-65
	at Charleston (WV)	L	67-75
J13	at #10 West Virginia	L	76-88
	Virginia Tech	W	59-58
J30	at West Virginia	L	76-82
	at Virginia Tech	L	68-74
	at VMI	W	86-60

	at Geo. Washington	L	68-87
F9	Furman	L	70-71
	Washington & Lee	W	109-62
F21	at Richmond	L	66-71
F26	at Richmond ²	W	87-69
F27	vs. #10 West Virginia ²	L	82-85

1-Gulf South Classic, Shreveport, LA; 2-Southern Conference Tournament, Richmond, VA (Richmond Arena)

1959-60

Record: 15-11
SC: 10-5, 3rd place

	Virginia	W	82-70
	at VMI	W	79-78
D5	at Tennessee	W	77-71
	Hampden-Sydney	W	97-83
D11	vs. Duquesne ¹	L	52-53
D12	vs. St. John's ¹	L	65-77
	Charleston (WV)	W	95-82
	at Geo. Washington	L	71-98
D28	vs. Lafayette ²	L	63-81
D30	at Richmond ²	L	65-71
	Davidson	W	72-64
J9	at Richmond	W	90-76
J11	at #3 West Virginia	L	74-94
J12	at Pittsburg	L	59-75
	Virginia Tech	L	91-92
J30	vs. #4 West Virginia ³	W	94-86
	The Citadel	W	79-65
F6	Furman	W	101-68
	at Virginia Tech	L	66-82
	VMI	W	89-67
	George Washington	W	75-66
F15	at Furman	L	73-92
	at Davidson	W	73-65
F20	Richmond	W	64-42
F25	vs. Furman ⁴	W	82-74
F26	vs. #7 West Virginia ¹	L	83-117

1-Steel Bowl, Pittsburgh, PA; 2-UR Invitational, Richmond, VA; 3-Norfolk, VA; 4-Southern Conference Tournament, Richmond, VA (Richmond Arena)

	at Virginia	W	80-50
	vs. Virginia ¹	W	91-75
D30	at Richmond ¹	L	87-101
J3	at Furman	L	56-78
	at Davidson	L	45-54
J7	at Richmond	W	63-60
	The Citadel	L	63-64 (ot)
	Virginia Tech	W	74-60
J28	at West Virginia	L	69-76
F1	Furman	W	65-57
F8	at Navy	L	67-69
	George Washington	W	85-80
	at Virginia Tech	L	67-85
	at VMI	W	86-77
F25	Richmond	W	105-84
M2	vs. Furman ²	W	86-84 (3ot)
M3	vs. #8 West Virginia ²	W	88-76
M4	vs. West. Washington ²	L	82-93

1-UR Invitational, Richmond, VA; 2-Southern Conference Tournament, Richmond, VA (Richmond Arena)

1961-62

Record: 7-17
SC: 5-11, 8th place (tie)

D2	at West Virginia	L	53-69
	at The Citadel	L	76-83
D6	at Georgia Tech	L	56-72
	George Washington	W	86-55
D12	Virginia	W	71-63
D15	East Carolina	W	81-60
D28	at Texas Tech	L	70-91
D29	vs. Texas ¹	L	71-84
J2	at Furman	L	76-77
	at Davidson	L	47-62
J6	at Richmond	L	65-73
	The Citadel	W	71-58
	Virginia Tech	L	49-63
	at VMI	L	71-74
J27	vs. West Virginia	L	61-70
J31	Furman	W	79-67
	Davidson	L	54-61
	at Memphis State	L	70-88



The 1959-60 team and head coach **Bill Chambers** celebrate after upsetting fourth-ranked West Virginia, 94-86. The Tribe broke the Mountaineers' 56-game Southern Conference winning streak.

1960-61

Record: 14-10
SC: 9-6, 4th place

	Hampden-Sydney	W	113-75
D3	at West Virginia	L	72-74
D5	at Tennessee	L	76-83
	VMI	W	66-58
	George Washington	W	61-57
	Davidson	W	54-49

	at Loyola	L	62-77
F10	at Navy	L	59-71
	at Virginia Tech	L	65-104
F17	VMI	W	102-84
	at Geo. Washington	L	84-92
F24	Richmond	W	54-49

1-Lubbock, TX

Year-by-Year Results

1962-63

Record: 15-9

SC: 10-5, 3rd place

D1	at Geo. Washington	L	50-60
D4	Hampden-Sydney	W	77-64
D8	at Virginia Tech	L	71-74
D11	at Virginia	W	71-69
D14	at Pittsburgh ¹	L	56-66
D15	vs. Boston College ¹	L	53-66
D17	Furman	L	55-56
D28	vs. Lehigh ²	W	73-58
D29	at Richmond ²	W	76-59
J2	at Davidson	L	70-73
J3	at Furman	W	70-68
J5	at Richmond	L	55-59
J8	The Citadel	W	83-69
J10	Virginia Tech	W	78-63
J15	VMI	W	80-71
J30	Davidson	W	70-63
F2	at The Citadel	W	82-69
F4	at #6 Georgia Tech	L	49-50
F9	West Virginia	W	75-72
F11	East Carolina	W	81-65
F15	at VMI	W	75-65
F19	George Washington	W	79-75
F23	Richmond	W	75-39
F28	vs. Virginia Tech ³	L	72-74

1-Steel Bowl, Pittsburgh, PA (Civic Arena); 2-UR Invitational, Richmond, VA; 3-Southern Conference Tournament, Richmond, VA (Richmond Arena)

1963-64

Record: 9-13

SC: 5-9, 7th place

D3	Hampden-Sydney	W	81-49
D6	at VMI	W	56-51
D14	Furman	W	67-60
D18	at West Virginia	L	73-78
D20	at Arkansas State ¹	W	73-71
D21	vs. UTEP ¹	L	51-61
D27	vs. Eastern Kentucky ²	L	55-61 (ot)
D28	at E. Tennessee St ²	W	69-55
J4	at Furman	W	66-60
J6	at The Citadel	L	60-63
J11	at Richmond	L	52-53
J13	East Carolina	W	64-47
J16	Virginia Tech	L	66-73
F1	The Citadel	L	67-80
F4	#5 Davidson ³	L	84-111
F6	at Geo. Washington	L	77-81
F8	Virginia	L	54-56
F10	at Virginia Tech	L	86-90
F15	at VMI	L	65-70
F19	George Washington	W	82-67
F22	Richmond	W	84-53
F27	vs. West Virginia ⁴	L	73-85

1-Arkansas State Tournament, Jonesboro, AK; 2-Watauga Invitational, Johnson City, TN; 3-Norfolk, VA; 4-Southern Conference Tournament, Charlotte, NC

1964-65

Record: 12-13

SC: 6-8, 6th place

D1	at Virginia	L	58-72
D3	Hampden-Sydney	W	98-70
D5	East Carolina	W	86-72
D8	George Washington	W	54-44
D11	Furman	L	54-55
D14	at West Virginia	L	63-72
D17	VMI	W	66-63
D21	at Georgia Tech	L	73-91
D29	at Texas Western ¹	L	50-56

D30	vs. TCU ¹	L	71-76
J2	at Davidson ²	L	57-77
J5	The Citadel	L	64-70
J9	at Geo. Washington	L	50-56
J12	Virginia Tech	L	75-89
J16	at Richmond	W	61-59
J31	at East Carolina ³	W	61-58
F1	at Furman	W	68-64
F3	at The Citadel	W	79-70
F10	at VMI	L	57-61
F13	Pittsburgh	W	63-61
F16	at Virginia Tech	L	57-76
F20	Richmond	W	87-77
F25	vs. The Citadel ⁴	W	68-60
F26	vs. Virginia Tech ⁴	W	70-59
F27	vs. West Virginia ⁴	L	67-70 (2ot)

1-Sun Carnival Classic, El Paso, TX; 2-Charlotte; 3-Norfolk; 4-Southern Conference Tournament, Charlotte, NC

1965-66

Record: 13-12

SC: 8-3, 3rd place

D1	Virginia	W	93-82
D4	at North Carolina	L	68-82
D6	at Virginia Tech	L	63-95
D11	Furman	W	84-63
D15	Hampden-Sydney	L	68-71
D18	at Geo. Washington	W	79-66
D20	at Jacksonville	L	76-82
D22	at Georgia Tech	L	73-92
D27	vs. East. Kentucky ¹	W	76-64
D28	at Detroit ¹	L	65-80
J1	at Davidson ²	L	59-90
J4	Virginia Tech	L	69-76
J8	at VMI	L	74-89
J15	Richmond	W	71-65
J29	at The Citadel	W	70-65
J31	at Florida Southern	W	69-61
F2	at Miami (FL)	L	66-88
F5	East Carolina ³	W	57-51
F7	The Citadel	W	59-46
F10	George Washington	W	81-52
F12	VMI	W	94-67
F17	St. Francis (PA)	W	67-52
F19	at Richmond	L	63-76
F24	vs. Furman ⁴	W	78-73
F25	vs. West Virginia ⁴	L	50-64

1-Motor City Tournament, Detroit, MI (Memorial Building); 2-Charlotte; 3-Fort Eustis; 4-Southern Conference Tournament, Charlotte, NC

1966-67

Record: 14-11

SC: 8-5, 3rd place

D1	at Virginia	L	65-80
D3	at West Virginia	L	67-73
D5	at Pittsburgh	W	72-68
D6	at St. Francis (PA)	L	54-67
D9	Florida Southern	W	75-69
D13	East Carolina	W	82-63
D17	George Washington	W	36-30
D22	Jacksonville	W	72-68
D27	at Evansville ¹	W	74-72
D28	vs. New Mexico St ¹	L	49-62
J4	Virginia Tech	L	69-96
J17	at Geo. Washington	W	85-74
J11	Hampden-Sydney	W	100-78
J14	at Richmond	L	78-90
J28	at The Citadel	L	77-85
J30	at East Carolina	W	84-72
F2	at Virginia Tech	L	79-84
F4	The Citadel	W	91-57

F7	VMI	W	64-57
F13	at Furman	L	85-92
F14	at Davidson	W	74-71
F17	at VMI	L	67-81
F24	Richmond	W	79-69
M2	vs. Geo. Wash. ²	W	76-66
M3	vs. Davidson ²	L	65-78

1-Evansville Invitational, Evansville, IN; 2-Southern Conference Tournament, Charlotte, NC

1967-68

Record: 6-18

SC: 4-10, 8th place

D2	at West Virginia	L	66-83
D9	George Washington	W	96-76
D13	at NC State	L	73-88
D15	at #8 Davidson	L	75-81
D18	at Wake Forest	L	79-108
D20	VMI	W	96-82
D28	at Connecticut ¹	L	49-51
D29	vs. Massachusetts ¹	L	86-92
J2	Jacksonville	L	69-71
J4	Pittsburgh	W	79-65
J6	Loyola (LA)	W	97-74
J8	at Virginia Tech	L	70-90
J10	East Carolina	L	70-71
J13	Richmond	W	98-92
J29	at West Virginia	L	70-88
J30	at Geo. Washington	L	76-80
F3	The Citadel	L	75-84
F5	at VMI	L	62-68
F10	at East Carolina	L	75-99
F12	Furman	W	91-76
F17	Virginia Tech ²	L	72-78
F21	at The Citadel	L	73-84
F24	at Richmond	L	81-108
F29	vs. Davidson ³	L	68-107

1-Basketball Classic, Storrs, CT (Field House); 2-FE; 3-Southern Conference Tournament, Charlotte, NC

1968-69

Record: 6-20

SC: 3-8, 7th place

D2	at West Virginia	L	74-89
D3	at Pittsburgh	L	62-68
D11	East Carolina ¹	L	66-77
D14	at Geo. Washington	L	71-82
D17	Wake Forest ²	L	58-98
D20	vs. Virginia Tech ³	L	72-83
D21	vs. Richmond ³	L	62-106
D26	Baylor ⁴	L	68-81
D27	Delaware ⁴	W	82-76
D28	Air Force ⁴	W	74-71
J4	Virginia Tech ²	L	60-75
J6	West Virginia ²	L	71-75
J9	The Citadel ¹	W	73-56
J11	at East Carolina	L	61-78
J13	at Virginia Tech	L	46-77
J15	George Washington ¹	W	77-75
J18	at Richmond	L	75-80
J30	at VMI	L	71-72
F1	at Furman	L	49-78
F3	at The Citadel	L	61-95
F5	at Jacksonville	L	74-88
F8	Georgetown ²	W	90-84 (2ot)
F11	Old Dominion ¹	L	65-80
F15	VMI ¹	W	83-78
F22	Richmond ¹	L	80-96
F27	vs. East Carolina ⁵	L	35-48

1-BG; 2-Fort Eustis; 3-Big 5 Tournament, Salem, VA; 4-East Carolina Classic, Greenville, NC; 5-Southern Conference Tournament, Charlotte, NC

Year-by-Year Results

1969-70

Record: 11-16

SC: 5-7, 5th place

D1	North Carolina State	L	84-93
D3	at West Virginia	L	80-106
D6	at Virginia Tech	L	84-93
D9	at Georgetown	L	82-87
D11	Richmond	W	81-74
D13	at Duke	L	77-84
D16	George Washington	L	80-90
D18	vs. Virginia Tech ¹	W	84-79
D19	vs. VMI ¹	W	75-64
D20	vs. Virginia ¹	L	72-92
D30	at Geo. Washington	L	78-86
J3	West Virginia	W	83-76
J6	Pittsburgh	W	84-73
J10	Virginia Tech	L	72-92
J26	Furman	W	107-87
J29	Virginia	L	81-87 (ot)
J31	at The Citadel	W	65-60
F3	at #15 Davidson	L	87-93
F7	East Carolina	L	88-98
F10	at VMI	L	68-74
F12	The Citadel	W	79-74
F14	VMI	W	77-58
F16	Old Dominion	W	89-80
F18	at East Carolina	L	83-96
F21	at Richmond	L	60-78
F26	vs. Furman ²	W	82-67
	vs. #11 Davidson ²	L	54-78

1-Big 5, Hampton, VA; 2-Southern Conference Tournament, Charlotte, NC

1970-71

Record: 11-16

SC: 7-3, 2nd place

D1	vs. Richmond ¹	W	69-68
D2	vs. Virginia Tech ¹	L	78-88
D3	vs. Richmond ¹	W	97-84
D5	North Carolina	L	72-101
D7	Georgetown	L	71-88
D12	at The Citadel	L	67-71
D14	at Wake Forest	L	70-93
D17	at Virginia	L	87-107
D19	VMI ²	W	75-49
D29	vs. #1 UCLA ³	L	71-90
D30	Duquesne ³	L	54-79
J2	Davidson	L	49-66
J4	The Citadel	W	59-54
J6	Rice	L	74-77
J9	at Richmond	W	72-69
J23	East Carolina	W	74-65
J28	at Loyola (LA)	L	87-118
J30	at Furman	W	78-71 (ot)
F3	Virginia Tech	L	62-74
F6	Navy	W	77-71
F8	at Virginia Tech	L	63-91
F11	#6 Jacksonville	L	69-100
F16	at VMI	W	85-69
F20	at East Carolina	L	56-65
F27	Richmond	W	103-82
	vs. VMI ⁴	W	69-65
M5	vs. Richmond ⁴	L	64-66

1-Big 5 Tournament, Hampton, VA; 2-B; 3-Steel Bowl, Pittsburgh, PA; 4-Southern Conference Tournament, Charlotte, NC

1971-72

Record: 10-17

SC: 6-4, 3rd place

D4	Furman	W	110-91
D8	Wake Forest	L	60-75
D11	The Citadel	W	74-67
D15	#19 Virginia	L	62-82

D18	at #14 Jacksonville	L	72-83
D20	at Georgia Tech	L	71-83
D22	at Rice	L	76-88
D29	at Stetson ¹	W	94-67
D30	vs. Miami (OH) ¹	L	67-69
J1	at Davidson	L	68-81
J3	at The Citadel	L	59-68
J8	at Richmond	W	73-68 (2ot)
J22	at East Carolina	L	71-79
J25	VMI	W	76-59
J27	at Georgetown	L	79-85 (ot)
J29	at Virginia Tech	L	65-87
J31	Cincinnati	L	52-65
F3	Florida Southern	W	76-67
F5	Pittsburgh	W	73-68
F10	Virginia Tech	L	69-90
F12	at Duke	L	69-87
F16	at West Virginia	L	71-87
F19	East Carolina	W	67-64
F22	at VMI	L	35-37
F26	Richmond	W	85-62
M2	vs. Richmond ²	W	98-82
M3	at Furman ²	L	74-93

1-Tangerine Bowl Classic, Winter Park, FL;

2-Southern Conference Tournament, Greenville, SC

1972-73

Record: 10-17

SC: 5-6, 5th place

N25	at Furman	L	90-112
N27	Jacksonville	L	94-103
D2	at Duke	L	74-98
D6	Wake Forest	L	71-86
D9	at The Citadel	L	73-82
D11	at Appalachian State	W	73-71
D13	Virginia Tech	L	77-98
D16	at Virginia	L	80-90
D18	Georgia Tech	W	63-60
D27	at Lehigh	W	77-66
D28	at CC of New York	W	69-53
J3	Davidson	L	88-102
J6	Richmond	L	58-65
J20	at East Carolina	L	68-73
J25	at Wake Forest	L	79-93
J27	at Cincinnati	L	68-110
J29	at Virginia Tech	L	92-127
J31	VMI	W	77-59
F3	at Pittsburgh	L	62-83

F6	The Citadel	W	83-74
F10	at Rutgers	L	78-97
F15	West Virginia	W	69-66
F17	East Carolina	W	80-69
F20	at VMI	L	64-66
F24	at Richmond	W	66-64
	vs. The Citadel ¹	W	97-72
	vs. Davidson ¹	L	76-79

1-Southern Conference Tournament, Richmond, VA (Richmond Coliseum)


1973-74

Record: 9-18

SC: 5-6, 5th place

D1	Appalachian State	W	100-63
D3	Duke	L	63-79
D6	at Wake Forest	L	58-78
D8	at The Citadel	L	65-88
D11	Richmond	W	73-71 (ot)
D14	at Baltimore	L	70-79
D15	at Navy	W	84-80
D20	at #9 Providence	L	75-105
D22	at Fairfield	L	55-77
J19	East Carolina	L	67-70
J21	at Davidson	L	65-73
J22	VMI	W	85-68
J26	Furman	L	80-97
J29	Rutgers	L	75-77
J31	at Virginia Tech	L	61-80
F2	#13 Pittsburgh	L	62-68
F4	The Citadel	W	64-57
F6	at VMI	W	67-65
F9	at East Carolina	L	63-93
F11	Virginia Tech	L	54-73
F14	Iona	W	64-62
F16	at Old Dominion	W	70-68
F18	Virginia	L	62-72
F21	at Geo. Washington	L	51-81
F23	at Richmond	L	81-88
F27	vs. East Carolina ¹	W	75-67 (2ot)
M1	vs. Furman ¹	L	55-70

1-Southern Conference Tournament, Richmond, VA (Richmond Coliseum)



William and Mary faced No. 1 and four-time defending national champion UCLA in the 1970-71 season. It was the first time that the College had ever played the top-ranked team in the nation.

Year-by-Year Results

1974-75

Record: 16-12

SC: 6-5, 3rd place

N30 Pace	W	54-51
D2 Haverford	W	69-55
D5 George Washington	L	50-61
D7 at The Citadel	W	82-73
D11 at Virginia	L	51-73
D14 Wagner	W	77-65
D17 Davidson	W	76-75
D21 Wake Forest	W	59-58
D30 Columbia	W	75-63
J4 Old Dominion	L	55-61
J18 at East Carolina	L	62-66
J20 St. Mary's	W	91-44
J22 at VMI	L	69-71
J25 at Furman	L	58-75
J28 Virginia Tech	W	76-69
F1 at Pittsburgh	L	60-70
F3 The Citadel	W	81-55
F6 at Richmond	L	75-84
F8 at Appalachian State	W	69-59
F10 Baltimore	W	67-52
F12 at Virginia Tech	L	75-101
F15 East Carolina	L	66-68
F19 VMI	W	67-66
F22 Richmond	W	72-60
F26 at Rutgers	L	70-88
Davidson ¹	W	78-64
M5 vs. East Carolina ²	W	69-66
M6 at Furman ²	L	55-66

1-Southern Conference Tournament, Williamsburg, VA; 2-Southern Conference Tournament, Greenville, SC

1975-76

Record: 15-13

SC: 8-3, 2nd place

N29 Appalachian State	W	68-48
D1 Eastern Connecticut	W	75-55
D4 at Geo. Washington	L	69-75
D6 The Citadel	W	70-61
D9 at Wake Forest	L	69-82
D11 Dickenson	W	61-56
J3 Wagner	W	80-52
J5 at Iona	L	64-67 (ot)
J6 at Princeton	L	43-64
J10 Washington Coll.	W	105-60
J13 at Old Dominion	L	73-77
J17 East Carolina	W	65-58
J19 Virginia	L	60-80
J21 at #20 VMI	L	78-84
J24 Furman	W	80-68
J28 at Virginia Tech	L	79-105
J31 Richmond	L	72-80
F3 at East Carolina	W	56-54
F5 Old Dominion	W	74-61
F7 VMI	W	68-62
F11 #18 Virginia Tech	L	48-50
F14 at Davidson	W	75-73
F16 at The Citadel	L	62-64
F19 Pratt	W	70-56
F21 at Richmond	W	107-102
F25 #3 Rutgers	L	90-100
F28 Furman ¹	W	70-57
M3 vs. Richmond ²	L	78-84

1-Southern Conference Tournament, Williamsburg, VA; 2-Southern Conference Tournament, Greenville, SC

1976-77

Record: 16-14

SC: 7-4, 4th place

N29 Christopher Newport	W	105-51
-------------------------	---	--------

D1 Hampden-Sydney	W	92-67	J14 Richmond	W	75-43
D4 The Citadel	W	94-61	J17 at East Carolina	W	77-76
D8 #11 Wake Forest	L	84-90 (ot)	J21 American	L	67-73
D11 at Appalachian State	L	59-68	J25 at Davidson	W	65-56
D22 at UC Santa Barbara	W	78-65	J28 at Old Dominion	L	63-64
D23 at #8 UCLA	L	55-59	F1 VA Commonwealth	L	62-73
D27 at Hawaii ¹	L	60-63	F4 George Mason	W	94-73
D28 vs. Illinois ¹	L	64-73	F7 at Navy	W	70-62
D29 vs. Temple ¹	W	68-65	F11 James Madison	L	66-68
J8 Appalachian State	W	68-63	F15 VMI	L	59-60
J10 at Virginia	W	71-65	F18 at Richmond	W	59-48
J12 at VMI	L	79-92	F20 #17 Virginia	L	49-62
J15 at Richmond	W	67-62	F22 at South Carolina	L	54-67
J18 East Carolina	W	79-54	F25 Old Dominion	W	75-64
J20 Queens	W	91-41	<i>1-Spider Classic, Richmond, VA (Robins Center); 2-at Cougar Classic, Provo, UT (Marriott Center); 3-Tangerine Bowl</i>		
J22 at Furman	L	83-88 (ot)	1978-79		
J24 at The Citadel	W	61-53	Record: 9-17		
J26 Princeton	L	38-42	N25 Delaware Valley	W	86-64
J29 Navy	W	79-56	N27 Christopher Newport	W	66-54
J31 at Davidson	L	52-69	N29 at West Virginia	L	39-45
F2 George Washington	W	83-70	D2 East Carolina	W	60-54
F5 Old Dominion	L	71-73	D9 at Virginia Tech	L	59-84
F7 at West Virginia	L	58-69	D29 at VA Comm. ¹	L	43-60
F10 at East Carolina	W	70-66	D30 vs. Richmond ¹	L	62-64
F12 Davidson	W	68-60	J3 Muhlenberg	W	80-64
F16 #19 VMI	W	86-84	J6 James Madison	L	55-56
F19 Richmond	L	77-78	J10 at Virginia	L	56-95
F21 at Old Dominion	L	68-82	J13 at Richmond	L	72-83
F26 East Carolina ²	L	76-79	J16 Virginia Wesleyan	W	67-62
<i>1-Rainbow Classic, Honolulu, HI (Neil S. Blaisdell Center); 2-Southern Conference Tournament, Williamsburg, VA</i>			J20 at Old Dominion	L	42-48



Twenty-five years ago this season, on December 7, 1977, William and Mary upset No. 2 North Carolina, 78-75.

1977-78

Record: 16-10

N25 vs. VA Comm. ¹	W	55-54
N26 vs. St. Joseph's ¹	L	60-69
N28 Christopher Newport	W	86-68
N30 West Virginia	W	72-61
D3 Radford	W	85-56
D7 #2 North Carolina	W	78-75
D9 vs. Cal. St. Fullerton ²	W	67-62
D10 vs. Montana ²	W	61-60
D28 at Stetson ³	W	61-60
D29 vs. Rollins ³	W	79-66
J7 East Carolina	L	56-58
J10 at Rutgers	L	71-79

J24 at VA Commonwealth	L	46-67
J27 South Carolina	L	54-62
J30 at East Carolina	L	59-61
F1 Roanoke	W	44-43
F3 Navy	W	68-63
F6 at James Madison	L	57-70
F8 Davidson	W	68-62
F10 at American	L	45-61
F12 Virginia Tech	L	49-55
F14 at #4 North Carolina	L	60-85
F17 Richmond	W	68-64
F21 Virginia	L	40-44
F24 Old Dominion	W	56-57
<i>1-TD Invitational Tournament, Richmond, VA (Richmond Coliseum)</i>		

Year-by-Year Results

1979-80

Record: 12-15

D1	Johns Hopkins	W	94-51
D3	Christopher Newport	W	68-50
D5	West Virginia	W	63-62
D8	VA Commonwealth	L	54-57
D10	St. Mary's	W	104-67
D22	NC Wesleyan	W	88-62
D26	at Charlottesville ¹	L	43-58
D27	vs. Iowa State ¹	L	55-56
D29	at Roanoke	W	69-67
J9	at South Carolina	L	67-74
J14	American	L	72-82
J16	at Navy	L	48-73
J19	Richmond	W	82-81
J24	Temple	L	55-56
J26	at Old Dominion	L	51-60
J29	at #11 North Carolina	L	61-71
F2	Catholic	W	88-66
F5	at James Madison	L	58-61
F7	George Mason	W	84-62
F9	at Richmond	W	83-74
F12	at VA Commonwealth	L	56-64
F14	Bluefield	W	101-48
F16	James Madison	L	49-52
F20	at Virginia	L	55-63
F23	Old Dominion	L	69-71 (ot)
F26	Richmond ²	W	78-77
	vs. Old Dominion ³	L	59-75

1-Gator Bowl Tourney, Jacksonville, FL (Swisher Gymnasium); 2-ECAC South Tournament, Williamsburg, VA; 3-ECAC South Tournament, Hampton, VA

1980-81

Record: 16-12

N29	Pace	W	85-64
D1	Christopher Newport	W	86-56
D3	at VA Commonwealth	L	58-77
D6	#7 Virginia	L	68-88
D20	NC Wesleyan	W	88-63
J3	at #9 Maryland	L	64-69
J6	Millersville	W	76-52
J10	at Virginia Tech	W	51-43
J14	at Richmond	W	44-42
J17	James Madison	W	44-42
J19	at Catholic	W	36-29
J21	Virginia Tech	W	48-46 (3ot)
J24	at Old Dominion	L	51-76
J26	at George Mason	W	64-45
J28	at Temple ¹	L	68-80
J31	Navy	W	71-60
F2	at American	L	54-69
F4	at VMI	W	75-63
F7	at James Madison	L	60-72
F11	Richmond	L	51-53
F14	South Carolina	W	77-68
F18	#13 North Carolina	L	55-81
F21	Old Dominion	L	59-60
F24	VA Commonwealth	L	67-68 (ot)
F26	St. Mary's	W	105-69
F28	George Mason	W	68-53
	Robert Morris ²	W	73-50
M6	vs. James Madison ³	L	42-44

1-The Palestra; 2-ECAC South Tournament, Williamsburg, VA (William and Mary Hall); 3-ECAC South Tournament, Hampton, VA

1981-82

Record: 16-12

N27	Elizabethtown	W	101-54
N30	Christopher Newport	W	71-32
D2	VMI	W	84-57
D5	at Virginia Tech	L	60-76

D19	NC Wesleyan	W	69-45
D29	vs. Auburn ¹	W	58-48
D30	vs. Davidson ¹	W	46-44
J4	at #1 North Carolina	L	40-64
J6	at East Carolina	L	58-61
J9	Lebanon Valley	W	75-50
J11	at VCU	L	62-63 (ot)
J16	at James Madison	L	44-54
J20	Richmond	W	70-47
J23	Old Dominion	W	60-59 (ot)
J27	Maryland	L	43-50
J30	at Navy	W	47-46 (ot)
F2	at American	L	64-65 (ot)
F4	at George Mason	W	88-68
F6	at Richmond	L	55-60
F8	Virginia Tech	W	66-51
F13	Temple	W	68-59
F17	at Old Dominion	L	45-66
F20	James Madison	L	55-56
F23	VA Commonwealth	L	63-65
F25	George Mason	W	53-47 (ot)
F27	East Carolina	W	80-61
M4	vs. Navy ²	W	79-55
M5	vs. James Madison ²	L	49-64

1-ID; 2-ECAC South Tournament, Norfolk, VA (Scope)

1982-83

Record: 20-9

ECAC South: 9-0, 1st place

Postseason: NIT, 1st round

N29	Christopher Newport	W	84-51
D1	Norfolk State	W	72-56
D3	Lock Haven	W	89-52
D7	at West Virginia	L	51-65
D11	at Temple ¹	L	61-62
D30	at Notre Dame	L	60-83
J5	at Maryland	L	51-56
J8	at George Mason	W	47-46
J12	at East Carolina	W	72-51
J15	at Lafayette	W	69-61
J17	Wake Forest	W	80-63
J19	NC Wesleyan	W	90-55
J22	at Old Dominion	W	56-50
J26	Richmond	W	76-68
J29	James Madison	W	72-65
J31	VA Commonwealth	L	49-50
F2	at Duke	L	71-73
F5	Loyola	W	79-53
F9	East Carolina	W	70-54
F12	Old Dominion	L	42-43

F16	at VMI	W	77-65
F19	at James Madison	W	60-55
F21	Navy	W	75-55
F23	at Richmond	W	49-47
F26	George Mason	W	79-72
M2	at Delaware	W	70-58
M10	vs. East Carolina ²	W	48-45
M12	vs. James Madison ²	L	38-41
	at Virginia Tech ³	L	79-85

1-The Palestra; 2-ECAC South Tournament, Richmond, VA (Robins Center); 3-National Invitational Tournament, Blacksburg, VA

1983-84

Record: 14-14

ECAC South: 6-4, 2nd place (tie)

N25	NC Wesleyan	W	79-39
N30	Duke	L	68-70
D3	at Old Dominion	L	57-73
D6	at VA Commonwealth	L	38-41
D8	at Virginia	L	41-52
D30	Towson	W	63-45
J4	UNC Wilmington	L	55-61
J7	at #5 Maryland	L	44-58
J11	at #12 Wake Forest	L	53-80
J14	East Carolina	W	64-48
J18	VMI	W	73-55
J21	at Navy	L	55-60 (2ot)
J23	at Drexel	L	59-60
J25	George Mason	W	91-79
J28	at Richmond	L	60-69
J30	Delaware	W	68-65
F1	Virginia Wesleyan	W	107-73
F4	James Madison	W	46-44
F6	Lafayette	W	67-57
F9	at UNC Wilmington	W	76-52
F11	at East Carolina	W	67-52
F18	Navy	L	71-73
F22	Old Dominion	L	65-71
F25	at George Mason	L	57-64
F29	at James Madison	W	56-47
M3	Richmond	W	83-65
M8	vs. East Carolina ¹	W	47-32
M9	vs. Navy ¹	L	57-67

1-ECAC South Tournament, Harrisonburg, VA (Convocation Center)



In 1983 William and Mary won 20 games, went undefeated in the ECAC South and advanced to the NIT.

Year-by-Year Results

1984-85

Record: 16-12

ECAC South: 9-5, 4th place

N28 at Duke	L	60-92
D1 Drexel	W	81-65
D5 Virginia	W	54-53
D8 Old Dominion	L	57-62
D22 Christopher Newport	W	85-45
D28 vs. Iona ¹	L	55-68
D29 vs. New Hampshire ¹	W	53-45
J2 at Wake Forest	L	47-64
J12 at East Carolina	W	67-53
J17 UNC Wilmington	W	79-68
J19 Navy	L	59-70
J21 Lafayette	W	58-57
J23 at George Mason	W	63-62
J26 Richmond	L	76-82 (ot)
J28 at American	L	62-64
J30 Delaware	W	72-61
F2 at James Madison	W	78-70
F6 at VMI	L	48-50
F9 East Carolina	W	80-71
F16 at Navy	L	60-84
F18 American	W	89-61
F20 at Old Dominion	L	58-72
F23 George Mason	W	74-73 (ot)
F25 at UNC Wilmington	W	67-59
F28 James Madison	W	71-60
M2 at Richmond	L	58-68
M7 James Madison ²	W	68-61
M8 Navy ²	L	83-89

1-Connecticut Mutual Tournament, Hartford, CT (Hartford Civic Center); 2-ECAC South Tournament, Williamsburg, VA (William and Mary Hall)

1985-86

Record: 8-20

CAA: 3-11, 6th place (tie)

N23 at Towson	L	56-66
N26 #6 Duke	L	61-84
N30 Drexel	W	57-52
D5 at Maryland	L	48-77
D20 Christopher Newport	W	76-55
D27 vs. Georgia ¹	L	44-77
D28 vs. Colorado State ¹	W	61-39
J4 at Richmond	L	36-52
J8 at Virginia	L	47-67
J11 at UNC Wilmington	L	56-73
J13 at East Carolina	L	52-54
J15 Old Dominion	L	44-75
J18 at James Madison	L	58-59
J20 at George Mason	L	54-67
J22 VMI	W	71-64
J25 at Navy	L	68-76
J27 at American	W	76-63
J30 at VA Commonwealth	L	44-60
F1 at #20 Richmond	L	47-67
F3 at George Mason	L	46-69
F8 at UNC Wilmington	W	73-64
F10 at East Carolina	L	47-52
F15 at James Madison	W	53-50
F17 at Navy	L	51-66
F20 at Old Dominion	L	47-58
F24 at American	L	64-70
F26 at Lafayette	W	59-54
M1 at Richmond ²	L	50-61

1-Krystal Classic, Chattanooga, TN; 2-CAA Tournament, Richmond, VA (Robins Center)

1986-87

Record: 5-22

CAA: 2-12, 8th place

D1 Bridgewater	W	73-57
D4 VA Commonwealth	W	64-73
D6 at Old Dominion	L	54-56
D8 Miami (OH)	L	57-60
D20 Christopher Newport	W	70-55
D29 at Tulsa ¹	L	60-79
D30 vs. Drexel ¹	W	58-60
J3 at Richmond	L	66-68
J5 at #20 Duke	L	46-82
J7 Towson	W	65-52
J10 at UNC Wilmington	L	55-82
J12 at East Carolina	L	52-56
J17 at James Madison	W	71-61
J19 at George Mason	L	49-50
J23 at #18 Navy	L	59-82
J26 at American	L	56-63
J28 Old Dominion	L	56-60
J31 at Richmond	L	50-70
F2 at George Mason	L	64-70
F7 at East Carolina	W	69-65
F9 at UNC Wilmington	L	58-80
F11 at VMI	L	68-76
F14 at James Madison	L	78-96
F16 at Navy	L	52-63
F19 at Drexel	L	76-82
F23 at American	L	69-70
F28 vs. Navy ²	L	52-63

1-First Tulsa Classic, Tulsa, OK; 2-CAA Tournament, Hampton, VA (Hampton Coliseum)

1987-88

Record: 10-19

CAA: 5-9, 6th place (tie)

N28 Old Dominion	L	69-72
N30 at Miami (OH)	L	68-78
D4 at Stanford ¹	L	64-87
D5 vs. Texas ¹	L	73-78
D19 Christopher Newport	W	88-69
D29 at Georgia Tech ²	L	59-90
D30 vs. Villanova ²	L	57-76
J2 at Loyola	W	84-81
J4 at #9 Duke	L	70-101
J7 at Delaware	L	69-77
J9 at American	L	72-86
J11 VMI	W	69-59
J13 at Navy	W	67-65
J16 at James Madison	W	75-65
J20 at George Mason	L	69-82
J23 at UNC Wilmington	L	67-76
J27 at East Carolina	W	70-63
J30 at Richmond	L	69-77
F2 Virginia Wesleyan	W	81-48
F4 at Old Dominion	L	69-78
F6 at American	L	75-77 (ot)
F10 at Navy	L	61-63 (ot)
F13 at James Madison	L	51-64
F17 at George Mason	W	86-68
F20 at UNC Wilmington	L	74-84
F24 at East Carolina	W	88-62
F27 at Richmond	L	65-73
M5 vs. American ³	W	76-75
M6 vs. George Mason ³	L	76-95

1-Apple Invitational, Stanford, CA; 2-Cotton; 3-CAA Tournament, Hampton, VA (Hampton Coliseum)

1988-89

Record: 5-23

CAA: 3-11, 7th place

N26 Hampden-Sydney	L	91-92 (ot)
N29 Old Dominion	L	62-70

D3 at Virginia Tech	L	75-96
D7 Army	L	66-78
D10 Delaware	L	63-81
D22 Christopher Newport	W	86-63
D30 at Stetson	L	82-91 (ot)
J2 at Central Florida	L	65-69
J4 Manhattan	W	71-53
J7 at East Carolina	L	59-75
J9 at UNC Wilmington	L	52-91
J11 at #1 Duke	L	38-100
J14 at American	L	72-90
J16 at Towson	L	78-98
J18 at Navy	W	72-59
J21 at James Madison	L	50-87
J25 at George Mason	L	50-69
J28 at Richmond	W	60-76
F1 at East Carolina	L	68-73
F4 at UNC Wilmington	W	62-58
F6 at VMI	L	64-66
F8 at American	L	58-86
F11 at Davidson	W	88-69
F15 at Navy	L	70-73 (ot)
F18 at James Madison	L	71-92
F22 at George Mason	L	64-91
F25 at Richmond	L	68-76
M4 vs. George Mason ¹	L	72-75

1-CAA Tournament, Hampton, VA (Hampton Coliseum)

1989-90

Record: 6-22

CAA: 2-12, 8th place

N24 St. Andrew's	W	66-59
N27 Davidson	W	80-79
N29 at Old Dominion	L	62-67
D2 at Delaware	L	56-72
D5 at Army	L	59-70
D9 Virginia Tech	L	53-76
D22 Christopher Newport	W	83-53
D29 vs. Northwestern ¹	L	78-103
D30 vs. AK-Anchorage ¹	L	85-91
J3 Loyola	W	71-58
J6 at American	L	64-79
J10 at James Madison	L	65-87
J13 at Navy	L	59-80
J17 at George Mason	L	80-89
J20 at East Carolina	L	64-72
J22 #8 Duke	L	76-109
J24 at UNC Wilmington	L	75-76
J27 at Richmond	L	66-71
J31 at James Madison	L	61-82
F3 at American	L	73-85
F5 VMI	L	66-86
F10 at Navy	L	61-83
F13 at Wake Forest	L	52-77
F15 at George Mason	L	78-83
F17 at East Carolina	W	74-71
F21 at UNC Wilmington	W	65-64
F24 at Richmond	L	54-72
M3 James Madison ²	L	83-93

1-Vanderbilt Tournament; 2-CAA Tournament, Richmond, VA (Richmond Coliseum)

1990-91

Record: 13-15

CAA: 6-8, 5th place (tie)

N24 Hampden-Sydney	W	89-83
N27 at Davidson	W	59-58
N29 Army	W	73-71
D1 at Virginia Tech	L	64-66
D5 Old Dominion	W	71-63
D8 at Manhattan	L	59-73
D22 Virginia Wesleyan	W	92-73
D28 vs. Rhode Island ¹	L	70-80

Year-by-Year Results

D29 vs. Lafayette ¹	L	65-67
J2 at Lehigh	L	79-82
J7 at Loyola	W	77-54
J9 • at George Mason	W	73-70
J12 • Navy	W	76-73
J16 • at American	L	70-87
J19 • East Carolina	W	74-62
J21 • UNC Wilmington	L	76-78
J23 at VMI	L	58-46
J26 • at Richmond	W	63-80
J28 • at James Madison	L	56-70
F2 • James Madison	L	63-67
F4 Wake Forest	L	74-93
F6 • George Mason	L	67-87
F9 • at Navy	W	82-73
F13 • American	L	70-75
F16 • at East Carolina	W	64-56
F20 • at UNC Wilmington	L	76-90
F23 • Richmond	W	71-69
M4 American ²	L	57-70

1-Connecticut Mutual Classic, Hartford, CT;
2-CAA Tournament, Richmond, VA (Richmond Coliseum)

1991-92

Record: 10-19

CAA: 3-11, 7th place (tie)

N22 Virginia Wesleyan	W	79-62
N25 at Virginia	L	43-78
N30 Navy	W	82-77 (ot)
D2 Davidson	W	70-69 (ot)
D4 UNC Greensboro	L	73-79 (ot)
D7 Virginia Tech	W	66-60
D17 at SMU	L	55-66
D21 vs. #24 Charlotte ¹	L	75-83
D22 vs. Portland ¹	L	67-78
D30 at #1 Duke	L	61-97
J4 Lehigh	W	82-65
J7 at Army	W	49-43
J11 • American	W	70-66
J15 • George Mason	W	92-77
J18 • at Richmond	L	65-82
J22 • James Madison	L	47-56
J25 • at UNC Wilmington	L	64-68 (ot)
J29 • East Carolina	L	59-66
F1 • at Old Dominion	L	92-102 (ot)
F3 Marymount	W	98-53
F8 • at American	L	69-84
F12 • at George Mason	W	78-65
F15 • Richmond	L	54-83
F18 VMI	L	68-76
F22 • UNC Wilmington	L	64-94
F26 • at East Carolina	L	75-79
F29 • Old Dominion	L	85-94
M2 • at James Madison	L	77-98
M7 vs. James Madison ²	L	53-77

1-Kauai Classic, Kauai, HI; 2-CAA Tournament, Richmond, VA (Richmond Coliseum)

1992-93

Record: 14-13

CAA: 6-8, 4th place (tie)

D1 at UNC Greensboro	W	81-76 (2ot)
D5 The Citadel	W	72-68 (ot)
D19 Virginia Wesleyan	W	81-63
D22 Shenandoah	W	102-74
D28 at New Mexico ¹	L	59-64
D29 vs. Northwestern ¹	W	77-69
J2 Campbell	W	75-59
J4 Holy Cross	L	78-83
J6 at Navy	W	58-53
J9 • at American	L	71-76
J11 • George Mason	W	92-89
J16 • James Madison	L	72-90
J20 • at Richmond	L	53-54

J23 • UNC Wilmington	W	67-63
J25 #15 Virginia	L	84-93 (ot)
J27 • at East Carolina	W	81-65
J30 • Old Dominion	L	80-81
F1 at Virginia Tech	L	66-70
F3 at VMI	W	77-67
F6 • American	L	77-82
F10 • at George Mason	W	82-78
F13 • at James Madison	L	66-99
F20 • at UNC Wilmington	W	103-85
F22 • Richmond	W	66-63
F24 • East Carolina	L	53-74
F27 • at Old Dominion	L	80-90
M6 American ²	L	72-78

1993-94

Record: 4-23

CAA: 2-12, 8th place

N29 Loyola	L	84-97
D1 at #12 Virginia	L	71-84
D4 at The Citadel	L	73-78
D21 UNC Greensboro	L	82-93
D27 vs. Samford ¹	L	67-78
D28 vs. New Hampshire ¹	W	88-75
J3 Navy	L	62-68
J5 at Holy Cross	L	74-80
J10 at Campbell ²	L	50-71
J12 • at James Madison	L	75-89
J15 • UNC Wilmington	L	57-61
J17 • at Richmond	L	63-85
J19 • East Carolina	W	86-82
J22 Virginia Tech	L	79-95
J24 • at American	L	84-89
J26 • George Mason	L	76-83
J30 at Loyola	L	81-94
F2 • at Old Dominion	L	72-105
F5 • Richmond	L	73-105
F7 • James Madison	L	85-89
F9 VMI	W	79-68
F12 • at UNC Wilmington	W	77-70
F14 • at East Carolina	L	63-80
F19 • American	L	57-65
F23 • at George Mason	L	78-85
F26 • Old Dominion	L	70-94
M5 Old Dominion ³	L	58-83

1-Shootout Spokane, Spokane, WA; 2-Fayetteville, NC (Cumberland County Civic Center); 3-CAA Tournament, Richmond, VA (Richmond Coliseum)

1994-95

Record: 8-19

CAA: 6-8, 6th place

N26 at Loyola	L	76-79
N29 The Citadel	L	64-66
D1 at UNC Greensboro	L	71-84
D3 at Virginia Tech	L	53-77
D20 at New Orleans ¹	L	61-72
D21 vs. Bradley ¹	L	68-79
J3 at Navy	L	70-86
J7 Siena	W	72-52
J9 • East Carolina	W	80-73
J11 at NC State	L	64-80
J14 • at American	W	70-69
J18 • at George Mason	W	85-82
J21 • Old Dominion	L	73-83
J24 • at Richmond	W	75-71
J26 at VMI	W	95-86
J28 • at James Madison	L	62-73
F1 • UNC Wilmington	L	47-66
F4 • Richmond	L	64-66
F8 • James Madison	L	67-73

F11 UNLV	L	74-83
F15 • American	W	80-82
F18 • at East Carolina	L	53-85
F20 • at UNC Wilmington	L	57-64
F22 Holy Cross	L	87-82
F25 • at Old Dominion	L	55-60
F27 • George Mason	W	116-94
M4 vs. James Madison ²	L	50-73

1-UNO Classic, New Orleans, LA; 2-CAA Tournament, Richmond, VA (Richmond Coliseum)

1995-96

Record: 10-16

CAA: 6-10, 6th place (tie)

N25 Loyola	L	72-76
N27 at #15 Virginia	L	58-87
N29 Marymount	W	100-67
D2 #22 Virginia Tech	L	66-71
D20 Hampton	L	76-84
D29 at Toledo ¹	L	72-76
D30 vs. Air Force ¹	W	64-60
J4 VA Commonwealth	L	47-70
J6 at James Madison	W	96-71
J10 at Richmond	L	79-78
J13 American	L	80-91
J15 Navy	W	69-48
J17 VMI	W	90-49
J20 at UNC Wilmington	L	54-67
J24 at George Mason	L	92-95
J27 Old Dominion	L	82-86
J29 East Carolina	L	65-71
J31 James Madison	W	68-51
F3 Richmond	W	81-64
F7 at VA Commonwealth	L	68-83
F10 at American	L	66-100
F14 at East Carolina	L	78-88
F17 UNC Wilmington	W	63-46
F21 at Old Dominion	L	86-91
F26 George Mason	W	96-92
M2 vs. UNC Wilmington ²	L	55-63

1-MVP Classic, Toledo, OH; 2-CAA Tournament, Richmond, VA (Richmond Coliseum)

1996-97

Record: 12-16

CAA: 8-8, 5th place (tie)

N23 UNC Greensboro	W	69-57
N25 at Hampton	W	67-63
N27 at Stetson	L	68-73
N30 The Citadel	L	71-78
D2 Catholic	W	78-59
D4 #25 Virginia	L	64-75
D27 at Arizona State ¹	L	57-74
D28 vs. AL-Birmingham ¹	L	55-57
J2 • at East Carolina	L	58-77
J4 • James Madison	W	64-61
J9 at Virginia Tech	L	46-71
J11 • at Richmond	L	72-82
J13 at Navy	L	63-74
J16 • UNC Wilmington	L	53-56
J20 • VA Commonwealth	W	69-61
J22 • at Old Dominion	W	61-55
J25 • at George Mason	L	67-70
J29 • at UNC Wilmington	L	63-65
F1 • at VA Comm.	L	50-77
F5 • Old Dominion	W	80-52
F8 • Richmond	W	57-50
F10 • American	W	64-55
F15 • George Mason	W	89-85
F19 • at James Madison	W	82-74
F22 • at American	L	67-85
F24 • East Carolina	L	58-59
F28 at VA Comm. ²	W	77-63

Year-by-Year Results

M1 vs. Old Dominion² L 62-70
1-Arizona State Tournament; 2-CAA Tournament, Richmond, VA (Richmond Coliseum)

J13 • at American L 64-75
 J16 • East Carolina W 69-66
 J20 • at James Madison L 59-75
 J23 • Old Dominion L 50-65
 J25 • at VA Comm. L 69-88

2000-01

Record: 11-17

CAA: 7-9, 5th place (tie)

N17 High Point W 87-62
 N20 at Virginia Tech W 48-46
 N25 Winthrop L 54-65
 N29 at Wofford L 63-67
 D2 The Citadel W 65-62
 D6 UNC Wilmington W 74-54
 D9 at American L 50-54
 D22 Navy L 69-85
 D29 at New Mexico¹ L 60-68
 D30 vs. Davidson¹ L 70-75
 J3 at East Carolina L 64-82
 J6 at Fordham L 58-70
 J10 at Old Dominion L 54-74
 J13 VA Commonwealth W 65-63
 J15 at Hampton L 63-71
 J17 George Mason L 64-73
 J20 at Richmond W 60-57
 J24 James Madison W 71-58
 J27 at UNC Wilmington L 50-63
 J31 American W 51-42
 F3 Richmond L 49-57
 F8 at VA Commonwealth L 59-70
 F10 at George Mason L 62-84
 F12 at Campbell W 64-61
 F17 Old Dominion W 72-62
 F21 at James Madison L 56-67
 F24 East Carolina W 63-60
 M3 vs. Old Dominion² L 47-53 (ot)
1-Lobo Invitational, Albuquerque, NM (The Pit); 2-CAA Tournament, Richmond, VA (Richmond Coliseum)



The 1998 William and Mary team won 20 games in the regular season and tied for first place in the Colonial Athletic Association.

1997-98

Record: 20-7

CAA: 13-3, 1st place (tie)

N15 Stetson W 72-51
 N19 at Virginia L 45-49
 N26 Virginia Tech L 64-66
 N29 at UNC Greensboro W 68-55
 D1 Hampton W 69-54
 D3 at Furman W 80-57
 D28 at Wichita State¹ L 74-76 (ot)
 D29 vs. Texas Southern¹ W 83-76
 J3 • VA Commonwealth W 67-53
 J7 • American W 69-56
 J10 • at East Carolina W 72-63
 J12 Navy W 83-68
 J14 • at James Madison W 89-60
 J17 Centenary W 78-48
 J19 • at Richmond L 59-70
 J21 • George Mason W 84-66
 J24 • Old Dominion W 69-53
 J28 • at UNC Wilmington L 56-58
 J31 • at American L 56-61
 F3 • at Old Dominion W 68-58
 F7 • Richmond W 73-70
 F11 • James Madison W 53-52
 F14 • UNC Wilmington W 64-61
 F16 • at George Mason W 81-80 (ot)
 F18 • East Carolina W 74-69
 F23 • at VA Comm. W 72-67
 F27 vs. American² L 66-71
1-Cessna Classic, Wichita, KS; 2-CAA Tournament, Richmond, VA (Richmond Coliseum)

J27 • American L 65-69
 J30 • at East Carolina L 56-61
 F3 • at UNC Wilmington L 48-56
 F6 • VA Commonwealth L 67-83
 F10 • George Mason L 70-82
 F13 • at Old Dominion L 48-70
 F17 • James Madison W 67-61
 F20 • at Richmond L 65-82
 F25 vs. American² L 61-67
1-Stanford Invitational, Stanford, CA; 2-CAA Tournament, Richmond, VA (Richmond Coliseum)

1999-00

Record: 11-17

CAA: 6-10, 6th place (tie)

N20 Washington College W 92-39
 N22 Virginia Tech L 57-59
 N26 at Hawaii¹ L 63-89
 N28 vs. Oral Roberts¹ W 82-76 (ot)
 D1 at UNC Wilmington L 66-79
 D4 Hampton W 67-65
 D20 Wofford W 80-65
 D22 Campbell W 89-70
 D29 at Vanderbilt L 60-81
 J2 at #9 Duke L 55-96
 J5 • George Mason W 85-82 (ot)
 J8 • at East Carolina L 62-83
 J10 at Winthrop L 64-71
 J12 • at VA Comm. W 73-65
 J15 • at Richmond L 64-77
 J19 • James Madison L 71-76
 J22 • Old Dominion L 60-74
 J29 • at George Mason L 61-73
 J31 at Navy L 72-80
 F5 • VA Commonwealth W 85-56
 F7 • at American L 62-77
 F9 • East Carolina W 65-55
 F12 • at Old Dominion L 62-71
 F17 • at James Madison L 64-70
 F19 • Richmond L 60-71
 F23 • UNC Wilmington W 58-53
 F26 • American W 70-60
 M3 vs. James Madison² L 73-84
1-United Airlines Tip-Off Tournament, Honolulu, HI (Stan Sherriff Center); 2-CAA Tournament, Richmond, VA (Richmond Coliseum)

2001-02

Record: 10-19

CAA: 7-11, 6th place (tie)

N16 at Texas Tech¹ L 55-75
 N17 vs. Northern Iowa¹ L 55-76
 N20 at High Point L 57-63
 N24 at Char. Southern W 71-60
 N26 at The Citadel L 62-67
 N28 Washington & Lee W 70-55
 N30 at Purdue² L 58-75
 D2 vs. Akron² W 74-62
 D27 at #6 Maryland L 75-103
 J3 • at George Mason L 71-80
 J5 • Delaware W 59-53
 J7 • Drexel L 56-58
 J12 • VA Commonwealth W 92-81
 J16 • UNC Wilmington L 56-58
 J19 • at Hofstra L 59-68
 J23 • James Madison W 77-59
 J26 • at Old Dominion L 52-68
 J30 • at Drexel L 61-78
 F2 • Towson W 62-45
 F4 • at James Madison W 63-58
 F6 Hampton L 59-64
 F9 • at Towson L 58-61
 F13 • at UNC Wilmington L 58-66
 F16 • Hofstra W 61-57
 F18 • George Mason W 54-51
 F20 • at Delaware L 72-82
 F23 • Old Dominion L 53-81
 F25 • at VA Comm. L 60-68
 M1 vs. James Madison³ L 67-78
1-Red Raider Classic, Lubbock, TX (United Spirit Arena); 2-Boilermaker Invitational, West Lafayette, IN (Mackey Arena); 3-CAA Tournament, Richmond, VA (Richmond Coliseum)

1998-99

Record: 8-19


CAA: 3-13, 8th place

N14 at Virginia Tech L 50-59
 N17 Furman L 67-79
 N21 Albright W 78-49
 N24 at Wake Forest L 57-75
 N28 at Hampton W 83-62
 N30 at UNC Greensboro W 68-55
 D2 at The Citadel L 59-62 (ot)
 D5 • Richmond W 56-55
 D21 vs. Santa Clara¹ L 58-70
 D22 vs. Elon¹ W 101-69
 D28 UNC Greensboro W 79-74
 J2 • at George Mason L 67-78
 J7 • UNC Wilmington L 64-72



The College

President Timothy J. Sullivan



Timothy J. Sullivan 25th President of William and Mary

Timothy J. Sullivan first came to the College of William and Mary as a freshman in 1962. He left four years later with a bachelor's degree in government, a Phi Beta Kappa key and membership in Omicron Delta Kappa.

Sullivan was elected president of the College on April 9, 1992 by the Board of Visitors and was sworn in as president on June 1, just eight months before the College began its 300th anniversary celebration.

Sullivan's life has been intimately linked with William and Mary. His wife, Anne Doubet Klare, was a fellow member of the class of 1966. Like other William and Mary alumni, they were married in the chapel of the Sir Christopher Wren Building.


After receiving a law degree from Harvard University in 1969, Sullivan went on to serve in the Army Signal Corps in Vietnam, where he received the Army Commendation Medal, First Oak Leaf Cluster and Bronze Star.

Sullivan came back to William and Mary in 1972 as an assistant professor at the Marshall-Wythe School of Law where he specialized in teaching contract law. He rose quickly, becoming an associate law professor in 1974, then full professor and associate dean in 1977.

In 1981 and 1982, he was visiting law professor at the University of Virginia School of Law. He served for nearly three years as executive assistant for policy for then-Governor Charles S. Robb. Sullivan returned to Marshall-Wythe in 1984, as the John Stewart Bryan Professor of Jurisprudence. He became dean of the law school in July 1985. He is a member of the Virginia State Bar and the Ohio State Bar and a Fellow of the Virginia Bar Foundation and the American Bar Foundation, and he currently serves on the Board of Directors of the American Arbitration Association.

Sullivan was given the Freedom of the Drapers' Company in London in November 1992. In April 1993 he received an LLD (hon.) from the University of Aberdeen. He received the Outstanding Virginian Award from the Virginia 4-H Foundation in 1999.

Active in public service, Sullivan has been executive director of the Governor's Commission on Virginia's Future, counsel for the Commission on the Future of the Virginia Judicial System, a member of the Virginia Board of Education and the Governor's Task Force on Substance Abuse and Sexual Assault on Campus. In addition, he was appointed by Governor L. Douglas Wilder as chair of the Governor's Task Force on Intercollegiate and Interscholastic Athletics. President Sullivan served as chair of the Council of Presidents for 1998 and 1999.



Board of Visitors

Chancellor of the College

Henry A. Kissinger

2002 Board of Visitors

Donald N. Patten - Rector
Newport News, VA

Susan A. Magill '72 - Vice Rector
Alexandria, VA

Jeffrey L. McWaters - Secretary
Virginia Beach, VA

William P. Barr
McLean, VA

Belden H. Bell
Marshall, VA

Thomas E. Capps
Richmond, VA

J. Peter Clements, M.B.A. '82
Carson, VA

Lawrence S. Eagleburger, D.P.S '01
Charlottesville, VA

Paul C. Jost '76, J.D. '88
Williamsburg, VA

Suzann W. Matthews, '71
McLean, VA

Mark H. McCormack '51, L.H.D. '97
Windermere, FL

Joseph J. Plumeri II '66
Scotch Plains, NJ

Michael K. Powell '85, D.P.S. '02
Fairfax Station, VA

Robert S. Roberson, M.B.A. '73
Newport News, VA

L. Clifford Schroeder, Sr.
Richmond, VA

Ronald L. Tillet
Midlothian, VA

Barbara B. Ukrop '61
Richmond, VA

2002-03 Student Representatives

Linsay Ann R. Burnett
College of William and Mary

Akiko Chozu
Richard Bland College

Chancellor Henry A. Kissinger



Henry A. Kissinger 22nd Chancellor of William and Mary

Soldier, statesman, academician, author, peacemaker Henry A. Kissinger was installed February 10, 2001, as the 22nd Chancellor of the College of William and Mary. The former U.S. Secretary of State and Nobel Peace Prize winner also delivered the Charter Day address. Mr. Kissinger, who succeeded Margaret, The Lady Thatcher, as chancellor was selected by the Board of Visitors to a seven-year term that began July 1, 2000. Mr. Kissinger will officiate at ceremonies such as the spring commencement and future Charter Day celebrations, which commemorate the College's founding


in 1693. He will also help the College extend its international reach by guiding the establishment of relationships with institutions and people around the globe.

This year's Charter Day fell on the 309th anniversary of the granting of the Royal Charter by Their Majesties King William III and Queen Mary II. The charter established the position of chancellor, stating that the role should go to "one eminent and discreet person," who would serve as the College's representative to the English crown. During the pre-Revolutionary war era, either the Bishop of London or the Archbishop of Canterbury held the position. The first American chancellor was George Washington, who served from 1788 until his death in 1799. Born in 1923 in Furth, Germany, Mr. Kissinger immigrated to the United States in 1938 to escape Nazi persecution. After studying accounting at the City College of New York, he served in the U.S. Army and the military government of the defeated Germany after World War II. He received his Ph.D. in government from Harvard University in 1954, where he taught as a member of the faculty until 1969.

During the terms of Presidents Dwight D. Eisenhower, John F. Kennedy and Lyndon B. Johnson, Mr. Kissinger was a national security consultant to several U.S. agencies and commissions. In 1969, President Richard M. Nixon appointed him Assistant for National Security Affairs, and subsequently head of the National Security Council and Secretary of State, a post he held throughout the Ford administration.

During his time with the government, Mr. Kissinger led efforts to establish detente with the former Soviet Union, opened the People's Republic of China to the outside world for the first time since Mao Tse Tung came to power in 1949, helped limit the spread of nuclear weapons, helped resolve some of the differences between the Arabs and Israelis, and played a vital role in bringing an end to the war in Vietnam.

For his efforts to end the war in Vietnam, Mr. Kissinger and his North Vietnamese counterpart, Le Duc Tho, were awarded the Nobel Peace Prize in 1973. Today Kissinger is an international consultant and author. He has written numerous books including *Diplomacy*, *White House Years*, *Years of Upheaval* and *Years of Renewal*.



Notable Alumni

Wade Barrett, 1997

Professional soccer player—San Jose Earthquakes; 2002 MLS All-Star team

Adin Brown, 2000

Professional soccer player—New England Revolution; 2000 U.S. Olympic team

John Cannon, 1982

Professional football player—Tampa Bay Buccaneers

Steve Christie, 1990

Professional football player—Buffalo Bills and San Diego Chargers

Glenn Close, 1974

Actress

Beth Comstock, 1982

Senior Vice President for Communications and Media Relations, NBC

Clyde Culp, 1965

Former CEO of Long John Silvers; Former President and CEO of Embassy Suites Hotel Division

Justin T. Deas, 1970

Actor—*Guiding Light*

Robert M. Gates, 1965

Former Director of the CIA

T. Scott Glenn, 1961

Actor—*Hunt for Red October*, *The Right Stuff*, *Silence of the Lambs*, *Apocalypse Now*

Karen Lynne Hall, 1978

Television writer and producer—Eight is Enough, M*A*S*H, Taxi, Moonlighting, Hill Street Blues, Benson

Thomas Jefferson, 1762

Third President of United States

Michele Kang, 1996

Miss Virginia

Mark Kelso, 1985

All-pro football player—Buffalo Bills (NFL)

Linda Lavin, 1959

Actress

John Marshall, 1780

Chief Justice U.S. Supreme Court

Mark McCormack, 1951

Chairman and President, International Management Group (IMG)

James Monroe, 1776

Fifth President of United States

Jim Moran, 2001

Professional basketball player—Aunacable Canarias (Spain)

Michael Powell, 1987

FCC Chairman; Son of U.S. Secretary of State, Colin Powell

Vic Raschi, 1949

Professional baseball player—New York Yankees

Jim Ryan, 1979

Professional football player—Denver Broncos

Darren Sharper, 1997

Pro Bowl selection—Green Bay Packers (NFL)

Joan F. Showalter, 1955

Senior Vice President of CBS

Jon Stewart, 1984

Host of *The Daily Show* on Comedy Central; Former MTV host

John Tyler, 1806

10th President of United States

Brant Weidner, 1983

Professional basketball player—San Antonio Spurs

Director of Athletics Terry Driscoll



Terry Driscoll Director of Athletics Boston College (1969)


With a strong personal commitment to the concept of the scholar-athlete and to competitive success, Edward C. "Terry" Driscoll, Jr. enters his seventh year as director of athletics at the College.

"In the athletic world, William and Mary is well recognized for a rare combination of two attributes: its academic strength in the classroom and its competitive strength on the field," said Driscoll. "I look forward to the challenge of continuing the tradition of academic and athletic achievement."

A basketball All-America selection and an Academic All-America honoree at Boston College, Driscoll is an exemplary leader. Since his collegiate days, Driscoll has filled a variety of executive posts in the sporting goods industry, as well as completing an 11-year stint as a player in the National Basketball Association and as a player and coach in the Italian professional basketball league.

Driscoll has supervised the marketing of athletic products in national and international markets, enhanced the television exposure of a variety of NCAA events (including the Final Four basketball tournament) and organized and directed such internationally recognized events as the World Cup soccer games in Boston and the women's World Volleyball Grand Prix in Hawaii.

The athletic program Driscoll directs fields a total of 23 men's and women's teams which boast strong records in NCAA, Colonial Athletic Association and Atlantic 10 competition. Last year, W&M posted a .571 overall winning percentage with five teams finishing in the nation's top-25 polls. Tribe athletes also earned seven All-America certificates and 16 national academic citations during the year.



Driscoll, who graduated with a Bachelor of Science degree in biology from Boston College in 1969, began his post-graduate career as a first-round draft pick of the Detroit Pistons. Before joining the Pistons, however, Driscoll opted for a year of professional basketball in Italy where he fulfilled his dream of living abroad and learning a second language. He rejoined the Pistons in 1970 and played with the Bullets and Bucks before returning to Italy in the fall of 1975, where he was named Outstanding Foreign Player of the Year. He played three years before an injury forced his retirement in 1978. He then coached

Terry Driscoll (7) played in the NBA against some of the greatest basketball players in history, including Hall of Famers Wilt Chamberlain (13) Gail Goodrich (25) and Kareem Abdul-Jabbar (33).

Director of Athletics Terry Driscoll

Driscoll's Basketball Accomplishments

Boston College High School

1966 *Boston Globe* all-scholastic
BCHS Hall of Fame

Boston College

1967 NCAA Tournament All-East Region
Team

1968 Academic All-American

1969 National Invitational Tournament
Most Valuable Player
ECAC Co-Player of the Year
Coaches All-American
Gator Bowl Most Valuable Player
Team captain
Scholar-Athlete

Boston College Hall of Fame
Jersey Retired (1/24/99)

Averaged 18.5 points and 13.9 rebounds per game in three-year career. Holds BC records in career rebounds (1,071), career rebounds per game (13.9), season rebounds (498), and rebounds in a single game (31). Eleventh-leading scorer in BC history (1,426), fifth-best career scoring average (18.5), tied for second-most points in a single game (46), 10th-best free throw percentage (.779)

Professional Basketball

1969 First round draft pick (fourth overall)

1971 Detroit Pistons

1972 Washington Bullets

1973-75 Milwaukee Bucks

1975 Spirit of St. Louis

1976 Outstanding Foreign
Player, Virtus
Pallacanestro (Italian
Professional League)


Coaching Career

Coached Sinudyne to Italian
Professional League
Championships in 1979 and
1980.

his former team to two Italian League Championships before returning to the United States.

Driscoll began his post-playing career as an athletic sales promotion agent in 1980 and quickly moved up the corporate ladder. With the purchase of Bike Athletic by Kazmaier Associates in 1986, KSG Inc. was formed with the objective of becoming the first, and only, national sales agency in the Sporting Goods Industry. Driscoll was named president of KSG Inc. in 1987 and expanded the agency from 24 to 50 states by 1989. With the domestic sales agency in place, Driscoll expanded to international marketing and sales from 1989-93. In early 1990, Driscoll's contribution to a marketing research project for the NCAA was the initial step moving him from product marketing and sales to sports marketing and management. The result of the project was a joint venture between Kazmaier Associates and Host Communication - with Driscoll being named managing director and chief operating officer of NCAA International. Also in 1993-94, Driscoll assisted with the 1994 World Cup Organizing Committee as Venue Executive Director, and his Boston venue was cited for its operational success. In September of 1994, Driscoll was again enlisted to launch a new business, Eagle International Group, an event management and services company. As vice president, Driscoll worked with Hawaii Pacific Sports as well as organizing in Honolulu the opening round of the Women's World Volleyball Grand Prix, a five week Pan-Pacific competition.

Driscoll resides in Williamsburg with his wife Susan. The couple has two children, Keith, 27, a 1997 graduate of Holy Cross, and Leslie, 23, a 2001 graduate of William and Mary.



Associate AD Barbara Blosser



Barbara Blosser Associate Athletics Director Ohio State (1975)

Barbara Blosser comes into her 11th year as the College's associate athletics director. Blosser started her career at William and Mary as the head women's basketball coach, and saw immediate success, as her first team finished the 1978 season by winning the VAIAW crown with a then-school-record win total (16-13). Her 1980 Tribe team (11-14) placed third, while the 1981 squad (16-16) was VAIAW runner-up. She was also at the helm during the 1984-85 season when William and Mary made the jump to NCAA Division I. Overall, she finished her coaching career with 115 wins, 84 of which came at William and Mary.

When the College's men's and women's athletic programs merged in May of 1986, she moved to administration, first serving as the assistant to the associate athletics director. Over the past 16 years, her administrative responsibilities at W&M have included the monitoring of financial aid matters, coordinating the scheduling of athletic facilities, supervision of coaches and staff and, currently, serving as the person primarily responsible for administering the day-to-day operations of the department.

From October 1992 to June 1993 and August 1995 to July 1996, Blosser also served as acting athletics director in an interim capacity. For her efforts, she was named the first recipient of the John Randolph Inspiration Award. Blosser has served on various committees such as the NCAA Strategic Planning Committee and the Colonial Athletic Association Competition Committee.

Blosser began her coaching career at the helm of the women's basketball program at Ashland College in Ohio. During her two seasons at the school, she led the Eagles to successive 15-7 and 16-8 ledgers. Her 1977 squad won the AIAW Region V Championship, while her 1978 team took the OAISW Small College title.

A former three-sport standout at Ohio State, Blosser graduated Cum Laude in 1975 with a bachelor of science degree in physical education. At OSU, she was selected to both Phi Beta Kappa and Mortar Board. She competed in basketball, field hockey and tennis and captained both the basketball and field hockey squads her senior year. She went on to earn her master's degree from the University of North Carolina Greensboro in 1978. In 1993, she was selected as a member of the first class of women inducted to the Ohio State University Athletic Hall of Fame.

Assistant Athletics Directors



Robert Dunn **Facilities/Operations**

Robb Dunn is in his second year as the College's Assistant Athletics Director for Facilities and Operations.

In this position, Dunn is responsible for budgets, maintenance and game-day operations of all the Tribe athletic facilities. He oversees a staff of seven full-time employees. In addition to his duties with athletics, Dunn also coordinates all outside events held at William and Mary Hall.

Prior to arriving in Williamsburg, Dunn served as the Facilities and Game Management Supervisor at the University of Michigan. In that capacity, Dunn managed six department facilities, as well as handling game management duties for baseball, basketball and football. Prior to assuming this position, Dunn spent five years at Michigan's Yost Arena, including four years overseeing the consulting portion of the Sport Facilities Research Laboratory. He was also an adjunct lecturer and instructor in Michigan's Sport Management and Urban Planning programs.

A California native, Dunn earned a bachelor of arts degree in history from the University of California at Berkeley in 1993. During his undergraduate days, he lettered as a member of the Golden Bears' football program and also worked for Cal's department of intercollegiate athletics and recreational sports. He then went on to earn a master's degree in kinesiology from Michigan in 1994.



Bobby Dwyer **Development**

Bobby Dwyer, Assistant Athletics Director for Development, heads the W&M Athletic Educational Foundation, the department's alumni fund-raising arm. He came on board in October 1985 after holding assistant basketball coaching positions at the U.S. Military Academy and Duke.

Dwyer graduated from Wake Forest in 1974 where he was a member of the varsity basketball team for three years and captained the squad as a senior. He received his master's degree in higher education

from W&M in 1994. He and his wife Patti have two sons, Patrick (18) and Peter (16), and live in Williamsburg.



Frank Hardymon **Business Affairs**

Frank Hardymon joined the Tribe staff in October of 1997 as Assistant Athletics Director for Business Affairs. Previously, he managed the athletics budget at Villanova as the Associate Business Manager (1995-97).

In his current role, Hardymon assists in formulating the athletic budget, and working with all head coaches and directors to manage the budget. He also oversees the day-to-day operations of the Athletics Business Office.

A University of Kentucky graduate, Hardymon worked in corporate finance for five years. He earned an MBA from DePaul and a MEd from Georgia in Sport Management.

Hardymon resides in Williamsburg with his wife Lisa, their two-year old daughter, Emma and newborn daughter, Grace.

Athletics Administration



Bill Bryant **Director of Compliance**

Bill Bryant enters his fifth year as the College's Director of Compliance. Bryant came to W&M with a diverse and well-rounded background in collegiate administration.

Prior to arriving in Williamsburg, Bryant had spent seven years as the Asst. AD for Student Affairs at the University of Pittsburgh. In that capacity he was responsible for the development of academic programs for student athletes, NCAA compliance and eligibility and served as the academic liaison for the football program.

A 1970 graduate of Cal-Davis, Bryant also served three-year stints in similar positions at both Arizona State (1987-90) and Oregon (1984-87), where he also earned his M.S. in Physical Education. Bryant and his wife, JoAnn, are the parents of two children, Christy (25), a graduate of Bowling Green, and Bobby (20), an avid hockey player. Bobby was a member of the SUNY Morrisville ice-hockey team that won the Junior College National Championship last year.



Pete Clawson **Sports Information Director**

Pete Clawson enters his eighth year in the W&M Sports Information Office and his fourth as the Director. Clawson had served the previous four seasons as the College's Associate Sports Information Director. His responsibilities include overseeing the department, while also directly handling all aspects of media relations for the Tribe football, lacrosse and men's gymnastics teams.

A 1990 graduate of the University of Pittsburgh, Clawson has assisted in the sports information departments at his alma mater, the University of Florida and Fresno State.

While at Florida, Clawson was the primary contact for all electronic media interviews for the Gator football program. In his two years at Fresno State, he was responsible for all interviews and practice coverage for the football team, as well as serving as the media contact for the wrestling and track and field teams.



Steve Cole **Director of Sports Medicine**

Director of Sports Medicine Steve Cole enters his 20th year at the helm of the William and Mary Sports Medicine program. One who is familiar with the logistics and scope of the sports medicine field on all levels, Cole has a comprehensive knowledge of the broad discipline and all its components.

A certified athletic trainer (NATA) and strength and conditioning specialist (NSCA), Cole graduated from West Virginia University in 1976 with a bachelor's degree in physical education and athletic training. He subsequently earned a master's degree in sports medicine in 1978 from the University of Virginia.

A true fitness buff, Cole is an exemplary model for all the athletes. He is an avid competitor who has participated in a variety of triathlons since 1980, spending countless hours of his spare time in training. Cole resides in Williamsburg with his wife Lonna and four-year old daughter Sydney Janae.

Athletics Administration



Deidre Connelly
Sports Psychologist

Sports psychologist Deidre Connelly is entering her 11th year with the William and Mary athletics department. Connelly came to the College from Iowa, where she was a professor and the director of the sport psychology program. She has been published many times and has been invited to speak at numerous conferences and seminars.

Connelly received her undergraduate degree from the University of Bridgeport, and did graduate work at William and Mary. She received her master's and Ph.D. in sports psychology from Virginia.



Nancy Everson
Academic Support Coordinator

The Academic Support Coordinator, Nancy Everson, is a member of the National Association of Academic Advisors for Athletics, the National Academic Advising Association and a graduate of The College of William and Mary with a degree in psychology. With the assistance of interns from the Graduate School of Education, she monitors the academic progress of student-athletes, coordinates the tutorial and study hall programs and serves as a point of referral to campus counseling services as well as the Writing Resource Center, the Oral Communication Studio and Disability Services.

Nancy's biggest asset to the athletic department is her care and concern for the student-athlete. She has the ability to direct student-athletes to the proper resources and to serve as a liaison between the athletic department and various campus entities. Cooperative arrangements exist within the College's professional staff to provide specialized study skills workshops, freshman orientation sessions and career development seminars to assist student-athletes at all levels in maximizing their potential.



Millie West
Director of Special Events

An integral part of William and Mary athletics for more than 40 years, Millie West began another chapter of her affiliation with the College in 1991 when she retired as Associate Athletics Director and assumed the role of Director of Special Projects. During her tenure at W&M, West also served as Women's Athletics Director and coached both tennis and swimming.

West coordinated W&M's Indoor Tennis Center Project, which brought the state-of-the-art McCormack-Nagelsen Tennis Center onto the Williamsburg campus. She is also the curator, and 1998 inductee, of the ITA Women's Tennis Hall of Fame, housed in the McCormack-Nagelsen Tennis Center.

A 1957 graduate of Georgia College, West received that school's Alumni Achievement Award. West, who was awarded the USTA Educational Merit Award and was also honored by the Virginia Sports Information Directors with the Distinguished Service Award and was inducted into the William and Mary Athletic Hall of Fame and the Mid-Atlantic Tennis Hall of Fame. She serves on executive committees for the Virginia Sports Hall of Fame, Williamsburg Community Health Foundation, Williamsburg Garden Club and is a member of the Old Point National Bank Advisory Board.

William and Mary

For more than 300 years, the College of William and Mary has been a symbol of academic distinction in America. Now in its fourth century, the College is prepared to educate the leaders of the 21st century.

The College of William and Mary was chartered February 8, 1693, by King William III and Queen Mary II of England to bring education to a growing number of British colonists and Christianity to the Native Americans. Today, William and Mary is a public, four-year, co-educational residential university, with a nationally recognized liberal arts program. Although it has retained the college name in its title, William and Mary is now a modern university.

Many of America's early leaders were educated at William and Mary, including U.S. Presidents Thomas Jefferson, James Monroe and John Tyler, and renowned U.S. Chief Justice John Marshall. George Washington served as the college's first American chancellor from 1788 until his death in 1799.

William and Mary students founded Phi Beta Kappa, the premier academic honor society in America, in 1776. The College was the first to offer elective courses and to use the honor code system of conduct. The first chair of law in America was established at William and Mary in 1779. In addition, the College awarded the first degree in law in 1793.

The College's historic campus includes the Sir Christopher Wren Building (1695), the oldest college building in the nation where classes are still conducted. This and other 18th-century structures of William and Mary were restored to their original appearance through grants from philanthropist John D. Rockefeller during the restoration of Colonial Williamsburg in the late 1920s.



Although polls, rankings and guidebooks cannot fully capture the character of any educational institution, they do provide useful indications of the quality that students can expect. For years, the academic excellence of the College of William and Mary has been widely recognized by the growing raft of magazines and guidebooks that annually rank American colleges and universities. From *U.S. News and World Report* to *The Princeton Review*, William and Mary and its programs are listed among the nation's strongest.


U. S. News and World Report (2002)

- W&M ranked sixth among all public universities
- W&M ranked 33rd among national universities that offer the best value
- W&M ranked 30th overall among the nation's best universities
- W&M ranked 17th in graduation rates for national universities

William and Mary

Fiske Guide to Colleges (2002)

- W&M given the highest rating of academics - five stars
- W&M designated a “Best Buy” because of its combination of quality and cost
- A junior reported to *Fiske* of the professors: “We are being led and constantly motivated by passionate people.”
- “The W&M formula of blending the old and the new has been working for more than 300 years, and it’s only getting better with age.”



Princeton Review: Best 331 Colleges (2002)

- W&M is “a small public university with a big reputation ... one of the best and most competitive public schools in the nation.”
- W&M “admission is ultra-competitive”, comparable to such institutions of higher education as Yale, Stanford, Duke, Georgetown and Harvard.
- W&M offers an “excellent location and a down-to-earth attitude ... Its

students are certainly aware of this traditional liberal arts college’s strengths and express them with intelligence and ease: ‘William and Mary is an undiscovered gem’, writes one student.”

Did You Know That:


- William and Mary ranks first among American public universities in terms of commitment to undergraduate teaching, according to *U.S. News and World Report*. It is also the highest ranked small public university in the country.
- William and Mary is one of only eight U.S. institutions of higher education designated a “Public Ivy.” A Public Ivy is a state-assisted institution, which offers a superior education at a cost far below that of Ivy League schools.
- A recent study shows that only William and Mary and Stanford University reported student-athlete SAT scores of at least 1,000 in eight categories based on gender and sport.
- More than 90 percent of all undergraduate courses are taught by full-time faculty.
- W&M’s 12-1 student-faculty ratio is among the lowest of national public universities.
- The Campus is located approximately 150 miles south of Washington, D.C., midway between Norfolk and Richmond, Virginia.
- There are 7,560 students enrolled in the College (5,560 are undergraduates) who populate a 1,200 acres scenic campus setting that includes picturesque Lake Matoaka and the College Woods.



Tribe Athletics

Over the last 300 years, William and Mary has developed a sterling national reputation for its academic standard of success. And for the last century, the Tribe athletics program has been working just as diligently to maintain its position as one of the top athletics departments in the nation ...

When the College's stringent academic standards are taken into consideration, the accomplishments of W&M's athletic programs are even more amazing. Over 500 student-athletes participate in 23 intercollegiate sports, and last year, those teams won over 57 percent of their competitions en route to a combined record of 205-154-2.



Jim Moran (2001) is currently playing professional basketball in Spain.

The 2001-02 athletic year was a typically strong one for the Tribe. Five Colonial Athletic Association titles, one East Coast Athletic Conference championship, a share of the Atlantic 10 football crown and a first place showing at the USA Collegiate Gymnastics meet are examples of William and Mary's strong season.

The women's tennis team captured its 16th CAA Championship, while the women's soccer squad qualified for the NCAA Tournament for the 10th straight season. Perennial powerhouses like the cross country and track and field squads didn't disappoint, either, challenging for conference titles yet again in 2001.

The success isn't limited to just those programs. The volleyball and men's gymnastics teams earned their first berths in NCAA postseason action, while the men's golf team earned a bid to the NCAA East Regional, showing that improvement is occurring across the board.

Since the merger of the men's and women's athletics departments in 1986, William and Mary has seen more than its fair share of success on and off the field. With graduates of the program running major corporations or running down the opposition in a National Football League game, a degree

from W&M has proven to be a stepping-stone to a successful future.

William and Mary fields Division I teams for both men and women in basketball, cross

William and Mary Athletics Mission Statement

"To provide academically qualified student-athletes with the best qualitative and quantitative athletic experience within the available resources."

Tribe Athletics

W&M Coaching Consistency

Nine William and Mary head coaches have been in their current positions for 15 or more years.

Coach (Sport)	Years at W&M
Al Albert (Men's Soccer)	31
Cliff Gauthier (Men's Gymnastics)	29
Debbie Hill (Volleyball)	25
Jimmye Laycock (Football)	22
Dan Stimson (Track & Field)	16
Pat Van Rossum (Women's Cross Country and Track & Field)	16
John Daly (Women's Soccer)	15
Peel Hawthorne (Field Hockey)	15
John Sauer (Strength & Conditioning)	15

country, golf, gymnastics, soccer, swimming and diving, tennis, and indoor and outdoor track and field. There are also field hockey, lacrosse and volleyball squads for women of the College, while there are two additional sports (baseball and football) for men.

Continuity is emphasized in the W&M athletics department. As the shaded box to the left shows, William and Mary has a history of stability with its head coaches. The current head coaches at W&M have been with the program for an average of 12.5 years. This retention rate leads to better performances on the field and a better overall experience for the student-athlete.

From the administration to the training staff to the coaches, the Tribe sports family is committed to providing each student-athlete at the College with the best possible experience, both academically and athletically, for his or her collegiate career.

William and Mary by the Numbers

- 225** Combined years of coaching experience with the Tribe by all current head coaches
- 205** Wins by W&M teams in 2001-02
- 134** Conference, state or regional championships won by W&M teams since 1983-84
- 130** Athletes named to all-conference squads (CAA, ECAC, Atlantic 10) in 2000-01
- 110** Academic All-Americans in the last 21 seasons
- 65** Number of NCAA appearances by William and Mary teams since 1987-88
- 40** Percent of William and Mary's Rhodes Scholars who have been athletes
- 7** Tribe sports teams that qualified for NCAA postseason action in 2001-02
- 6** Coach of the Year awards won by Tribe coaches in 2001-02
- 5** William and Mary athletes who have earned their sport's National Player of the Year award since 1995
- 2** Tribe squads that earned their first NCAA tournament appearances in 2001-02 (volleyball, men's gymnastics)
- 1** The College's rank among all CAA schools in terms of number of conference titles captured, as W&M's count of 67 championships cannot be matched.

Williamsburg and Virginia

The College of William and Mary is located in one of the most historic towns in America, Williamsburg. Located in the heart of Virginia's Historic Triangle, Williamsburg traces its history back over 350 years.


Today, with a population of 11,500, Williamsburg still plays an important role in the state of Virginia. With the College, it is a center of higher education, and with Colonial Williamsburg, it has become one of the most popular tourist attractions in the state.



However, Williamsburg is much more than just its historic district. A popular shopping area, Williamsburg is home to both Merchants Square (located next to campus) and several large outlet shopping centers located just west of town.

Just east of Williamsburg is Busch Gardens, which includes some of the top roller coasters in the nation. Water Country USA is also located just east of town.

With courses designed by such noted architects as Robert Trent Jones, Arnold Palmer, Rees Jones and Dan Maples, Williamsburg has also become noted for its impressive array of golf courses. Many of the courses in the area are ranked among the best in both Virginia and the nation. The Kingsmill Resort's River Course is the home of the PGA



Williamsburg and Virginia

Michelob Championship that is played in the fall.

Nearby to Williamsburg are other noted historic and recreational areas. Jamestown, the first permanent English colony in America is located just outside of town on the James River. The site of



George Washington's decisive victory over the British, Yorktown is a short drive down the Colonial Parkway from Williamsburg.

An hour's drive away are both Richmond, the capital of Virginia, and Norfolk, home of the U.S. Navy's Atlantic Fleet and one of the largest naval bases in the world. Just beyond Norfolk is Virginia Beach, one of the largest beach resort areas on the East Coast. It offers an excellent beach on the Atlantic Ocean and a three-mile long boardwalk.

Arguably the most historic of all 50 United States, Virginia is a veritable microcosm of American heritage. Many residents here preserve and interpret everything historic, from colonial towns and trails to 20th-century diners. If you want living history, you'll find it representing nearly



every era at special events and destinations all year long. In Virginia one can visit areas from Colonial times, Civil War battlefields and still make a visit to the nation's capitol in just one day.

Facilities

William and Mary boasts some of the finest athletic arenas in the nation, from its newest venue, Busch Tennis Courts, to the oldest, Walter J. Zable Stadium at Cary Field, a campus landmark since 1935. The College is committed to providing the student-athlete the most enjoyable and rewarding atmosphere possible.

Following are a few of the highlights of the athletic facilities that the College has to offer:



Busch Field

- Home of the Tribe's soccer, lacrosse and field hockey teams
- Made possible by a generous grant from the Anheuser-Busch Corporation
- Playing surface is a unique combination of a poured pad with an AstroTurf playing surface
- Seats over 2,200
- State-of-the-art computerized lighting system and an elevated press box

Plumeri Park

- Home of Tribe baseball-made possible by a generous grant from Joe Plumeri
- Seating for over 1,000
- Indoor and outdoor batting cages
- Fully lighted for night games
- Locker room, box seats and concessions



Zable Stadium

- Home of the Tribe's football and track and field teams
- Campus landmark since 1935
- Seating for more than 13,000
- Eight-lane 400 meter track surrounds the field and is home to the prestigious Colonial Relays
- Joseph Montgomery football practice facility is located adjacent to the stadium

Facilities



McCormack-Nagelsen Tennis Center

- Home of the Tribe's tennis teams
- Six indoor courts
- Houses the ITA Women's Tennis Hall of Fame
- Mezzanine and Stadium seating areas
- Built with a gift from W&M graduate Mark McCormack and his wife Betsy Nagelsen
- State-of-the-art lighting system and scoreboard

Busch Tennis Courts

- Home of the Tribe's tennis teams for the outdoor season
- The College's newest venue, completed in September, 2001
- Eight individual hard court surfaces
- Features California Corners, a unique design that includes quarter fences that run along the sidelines to allow uninterrupted play
- Stadium seating for approximately 500
- State-of-the-art lighting system to accommodate night matches



William and Mary Hall

- Home of the Tribe's basketball, gymnastics and volleyball teams
- Seats over 8,500
- Three level building includes 12 locker room areas, a spacious training room, 5,000 square foot weight room and a gymnastics training center
- The concourse and lower levels house administrative and coaching staff offices

William and Mary Hall

This year the Tribe enters its 32nd season in William and Mary Hall, home of varsity basketball and all Tribe athletics. On the concourse and lower levels of the building are coaching and staff offices housing the William and Mary athletic department. The broad-based program offers 23 intercollegiate varsity sports to William and Mary undergraduates.



Total capacity of the arena is about 8,600 for basketball, but by using bleachers in the open end and chairs on the floor, capacity can be expanded to 11,300 for convocations, concerts or theater-in-the-round.

The building features a medical suite, seminar room, a gymnastics workout area and another room for other sports usages. The facility houses 12 locker room areas with adjoining showers. In addition, there is a newly expanded, 5,000 square-foot weight training facility complete with Nautilus and other free-weight equipment.

The Hall, completed in 17 months by the Southeastern Construction Company of Charlotte, North Carolina, opened just in time for the inaugural game between the Tribe and the



William and Mary Hall

University of North Carolina Tar Heels. Financed by state revenue bonds, the total cost of the structure was \$5.3 million.

Some of the proudest moments in Tribe basketball featured John Lowenhaupt (#42), Keith Cieplicki (#14), and Chet Giermak (#32) having their jersey numbers retired. In 1990, Jeff Cohen's jersey (#52) was retired posthumously. In 1993, Bill Chambers (#32) was also recognized as a W&M all-time great. Banners signifying those great memories hang in the Hall today.

Other sporting events held here have included the Harlem Globetrotters and the Roller Derby. Fans in the Williamsburg area have seen auto shows, dog shows, Prince Charles, Glenn Close, a Billy Graham crusade, Bette Midler, Billy Joel, speeches by presidential candidates Jimmy Carter and Gerald Ford, the Shakespeare Players, a three-ring circus, and even a Howdy Doody show!

The first concert held was Sly and the Family Stone held in 1971. The largest crowd for a concert was 13,514 for the Police in February 1982. Other performers in the Hall included R.E.M., Sting, the Grateful Dead, Bruce Hornsby, 10,000 Maniacs, Beach Boys, Chicago, Stone Temple Pilots and many more.

Bettie Adams serves as director of William and Mary Hall and Ticket Services. Robb Dunn serves as Assistant Athletic Director for Facilities and Operations in the Hall.



Student-Athlete Support

Compliance and Academic Support

As members of the Colonial Athletic Association and NCAA Division I, the College is committed to full compliance with all NCAA and conference regulations. The department has a fulltime Director of Compliance committed to assisting students, staff and coaches through education and monitoring of compliance issues.

All entering students are assigned a faculty academic advisor through the Academic Advising Office, directed by Dr. Randolph Coleman. Students remain with this advisor until they declare a major at which time they select a faculty advisor in their major field of concentration. The Academic Advising Office provides support and guidance to students as they plan their academic progress to graduation.



CAA All-Academic selection **Adam Hess** with Academic Support Coordinator **Nancy Everson**.

Within the athletic department, the Academic Support Coordinator is a valuable resource for student-athletes serving in a liaison role with the various student service offices throughout the campus community. The College has offices for Volunteer Services, Career Services, a Writing Resource Center and Oral Communication Studio, to name a few.

The department offers a variety of study, life and career building skills programs, but holds firm to the concept of self-determination—each student must take responsibility for his or her collegiate experience. Our goal is to assure that there is a support system in place to assist students to make positive and informed decisions.

Under the direction of Bill Bryant, the compliance office works with the NCAA Clearing House to determine initial eligibility of all student athletes and continues to monitor their eligibility throughout their college careers. Bryant is also responsible for making sure that all student-athletes, coaches and staff are aware of and follow NCAA rules.

Academic advising is of significant importance to the educational development of the student-athlete. While W&M holds firm to the concept of “self-determination”, each individual is responsible for directing their own college experiences. Comprehensive support services are provided for all students, including consultation with faculty freshman and concentration advisors. In addition, the department offers an academic support program for student-athletes with extensive tutorial opportunities, organized study groups, a monitored study hall with on-site tutors for modern languages and mathematics, and an academic support coordinator to provide individu-

Goals

We take pride in the many achievements of William and Mary athletes, both in the classroom and on the playing field. These support services and many others are in place to help each student-athlete achieve their goals. It is our hope that at the completion of their undergraduate career they can reflect upon:

1. An academic experience that prepared them for a successful career.
2. An athletic challenge that brought many rewards.
3. A feeling of loyalty and pride in identifying themselves as a varsity athlete with a degree from The College of William and Mary.

alized assistance with scheduling issues.

The Academic Support Coordinator, Nancy Everson, is a member of the National Association of Academic Advisors for Athletics, the National Academic Advising Association and a graduate of The College of William and Mary with a degree in psychology. With the assistance of interns from the Graduate School of Education, she monitors the academic progress of student-athletes, coordinates the tutorial and study hall programs and serves as a point of referral to campus counseling services as well as the Writing Resource Center, the Oral Communication Studio and Disability Services. Nancy's biggest asset to the athletic department is her care and concern for the student-athlete. She has the ability to direct student-athletes to the proper resources and to serve as a liaison between the athletic department and various campus entities. Cooperative arrangements exist within the College's professional staff to provide specialized study skills workshops, freshman orientation sessions and career development seminars to assist student-athletes at all levels in maximizing their potential.

Sports Psychology

The athletic department has on staff a sports psychologist, who holds a Ph.D. in sports psychology. All consultations are confidential and all student-athletes, teams or coaches are welcome regardless of the issues they wish to discuss. Consultation is available for sport psychology education, performance enhancement skills training, strategies for dealing with stress or injury, or for personal issues that may affect performance. The sports psychology consultant is considered a member of the Counseling Center and refers individuals to the Center when appropriate.

Sports Medicine

The Division of Sports Medicine provides a comprehensive health care program for the department of intercollegiate athletics. The staff consists of a team physician, six fulltime certified athletic trainers, graduate and undergraduate student trainers and medical specialists from the local community. The College is also in the process of evaluating and pursuing CAAHEP accreditation of its entry-level athletic training education program. The team physician has overall responsibility for supervision of the sports medicine program.

The priority for the athletic training staff is to enhance and assure lines of communication and cooperation among its staff, student-athletes, parents, coaches, the Student Health Center and involved medical specialists. Through a team approach to health care the sports medicine program can offer comprehensive health care services to the student-athletes in a caring and cooperative manner.

Under the direction of Director of Sports Medicine Steve Cole, Tribe athletes have the luxury of rehabilitating and treating injuries in a state-of-the-art athletic training facility. There are five full-time certified athletic trainers, interns and student aides on staff that assist the program as well.

In addition to the full-time and part-time athletic trainers, the sports medicine staff consists of a team physician and a network of physicians and medical specialists from the local community. The team physician oversees the full-time athletic training staff and has overall responsibility for supervising the sports medicine program.

Michael Potter has joined the Tribe staff as the team physician. A family practice/sports medicine specialist, Potter earned his medical degree from Texas A&M in 1996. He completed his residency at the Riverside Family Practice Residency in Newport News and his sports medicine fellowship at Wake Forest University. Potter is in private practice with Tidewater Physicians Multispecialty Group in their Norge and Newport News offices.

Doctors Ed Wilhelm and Dan Carr, surgeons with Virginia Orthopedics and Sports Medicine, provide the team's orthopedics care. Both bring a vast amount of experience to their positions, having worked and traveled on the international level as sports medicine physicians.

Also found in the Tribe's athletic training rooms are chiropractor Bob Pinto and podiatrist Mark Gardner.

John Mitrovic, another former Tribe football player who graduated in 1983, is the owner/

director of Williamsburg Physical Therapy Center. He is a licensed physical therapist, a certified strength and conditioning specialist and a certified athletic trainer. Mitrovic works with the program as a physical therapy consultant.

A "team approach" to health care allows the sports medicine program to offer a wide range of comprehensive service to the student-athletes in a caring, cooperative manner.



William and Mary's athletics training room

Strength Training


Tribe athletics is very proud of the Joseph W. Montgomery Strength Training Center, a 5,000 square foot weight training facility. Under the guidance of the Head and Assistant Strength Coach each sport is provided with a program designed to enhance individual strength and flexibility development specific to the skills and movements required for their sport. Individuals are educated on proper lifting techniques and workouts are monitored to assure safety at all times.



The Joseph W. Montgomery Strength Training Center

“[Strength and Conditioning Coach] John [Sauer] is the consummate professional. He has done a remarkable job with our players and is an integral part of our staff. I have tremendous respect for John’s dedication and work ethic.”

— Head Coach Rick Boyages



Reid Markham (left) and **Sherman Rivers** are just two of the many Tribe players who have benefited from the expertise of strength and conditioning coach **John Sauer**.

Tribe Club

Established in 1948 to create support for William and Mary athletic programs, the Tribe Club is made up of alumni and friends of William and Mary athletics. Due to the fact that the College receives no aid from the state for its athletic programs, the Tribe Club is the sole provider for scholarships and program support for William and Mary's student-athletes.

We invite you to be a member of the Tribe athletics family. Whether you are a former Tribe student-athlete, a proud alumnus/alumnae, a Tribe parent or a Tribe fan,

you are invited to join the Tribe Club. By joining, you are providing opportunities for many young men and women to experience both academic and athletic excellence here at the College. In addition to the coveted chance to support our student-athletes, the Tribe Club holds many fun and exciting events throughout the year. Members can enjoy tailgates, pregame and postgame events, golf outings and various other Tribe-related functions.



PO Box 399

Williamsburg, VA 23187

(757) 221-3350

TribeClub@wm.edu

www.TribeClub.com

You can join by simply making a contribution to the Tribe Club/AEF and supporting the gifted and talented athletes in the Tribe family. As a member of the Tribe Club, you will feel a special sense of satisfaction by helping one of America's truly outstanding groups of student-athletes.

Current Richmond Tribe Club Co-President, **Mark Boddy** ('87) (middle) and Tribe Club Secretary, **Ben Pomeroy** ('67) (right), both former W&M basketball players, along with Director of Athletics **Terry Driscoll** at a ceremony recognizing the Richmond Tribe Club as the region of the year for 2001-02.



Bobby Dwyer
Associate AD,
Development



Brent Schneider
Associate Director
of Development



Jean Beall
Administrative
Assistant



Peggy Lukas
Secretary Senior



Media Information

Media Information

William and Mary Sports Information

The William and Mary Sports Information Office is located in Rooms 211-213 in the southeast corner of William and Mary Hall. The Sports Information Office is always available to assist the media in its coverage of Tribe men's basketball. Please contact Associate Sports Information Director **Dan Wakely** with any requests for information, interviews, photographs and game credentials.

Credential Requests

All media credentials should be arranged by contacting Dan Wakely in the William and Mary Sports Information Office. Requests must be made on company letterhead and received at least 48 hours in advance of the game. Credentials will be mailed if time allows, or may be picked up at the Ticket Office Will Call window in the southeast corner of William and Mary Hall.

Media Parking

A limited number of media parking spaces are available in the lot immediately adjacent to the south side of William and Mary Hall. Parking passes will be available upon request. Spaces in the media parking lot are available on a first-come, first-served basis. A parking pass **does not guarantee** a space in the media parking lot. General parking is available in the large parking lot on the north side of William and Mary Hall.

Media Services

The media workroom (Room 221) is located off of the hallway on the north (scorers' table)

side of the arena. Press row is located on the south side of the arena. All seats are assigned. Game notes, media guides, rosters and programs will be available in the media workroom. A meal will also be available approximately one hour before game time. Access to the media workroom is limited to those with proper credentials. Statistics, play-by-play and scores from college basketball games around the country will be available during and after the game.

Radio


Visiting radio lines may be rented through the Sports Information Office at a cost of \$75 per line. An ISDN line may be installed at additional request given enough advance notice. Radio stations should make arrangements with Dan Wakely in the Sports Information Office at least one month in advance of the game. Requests for the line will be honored on a first-come, first-served basis. Only collect, toll-free and incoming calls will be available through this phone line. Please contact Dan Wakely at least 24 hours in advance if you wish to tape an interview with any William and Mary coaches to be broadcast before a game.

Practices

All William and Mary practices are closed.

Post Game Press Conference

The William and Mary locker room is closed to the media at all times. A member of the William and Mary Sports Information Office will take requests for players near the end of each home game. After each game, both head



Media Information

coaches and selected players from each team will be brought to the media workroom for the post game press conference.

Interview Policy

All William and Mary players and head coaches will be available for interviews throughout the season. **All interview requests** must be coordinated through Dan Wakely in the Sports Information Office. Please give at least 24 hours notice whenever possible. Home phone numbers will not be made available and members of the media are asked not to contact players or coaches at home.

Internet Access

The official web site of William and Mary Athletics is **www.TribeAthletics.com**. This web site contains information for all 23 of William and Mary's sports, including schedules and results, statistics, releases, game notes and media guides. Information about the Colonial Athletic Association can be found at **www.caasports.com**.

Press Releases

Game notes will be available at least one day prior to each game. All William and Mary basketball game notes and releases will be emailed, faxed and posted on the Tribe's web site. Please contact Dan Wakely if you would like to be added to either the fax or email distribution list.

CAA Teleconference

Members of the media are invited to participate in the CAA's weekly telephonic press conference series. The first call will occur on January 7 and run each Tuesday morning through March 4. CAA coaches will be available to answer questions beginning at 10:20 AM. W&M head coach **Rick Boyages will be available from 10:40-10:50 AM**. The phone number for the call is **(888) 658-7213**. Members of the media should contact Tripp Sheppard in the CAA office at (804) 754-1616 for the password to access the call.

William and Mary Sports Information



Pete Clawson
Director

Office: (757) 221-3369
Email: pmclaw@wm.edu



Dan Wakely
Associate Director
Men's Basketball Contact

Office: (757) 221-3368
Home: (757) 476-5314
Email: ddwake@wm.edu

Mailing Address

PO Box 399
Williamsburg, VA 23187

Overnight Address

William and May Hall, Room 213
One Campus Drive
Williamsburg, VA 23185

Important Phone Numbers

All numbers area code 757

221-3368	Wakely's Office Phone
476-5314	Wakely's Home Phone
221-3344	Sports Information Office
221-3412	Sports Information Fax
221-3348	Basketball Press Row
221-3340	Ticket Office

Internet Information

www.TribeAthletics.com

Official web site of William and Mary athletics

www.CAASports.com

Colonial Athletic Association statistics, schedules and results

Media Outlets

Print Media

Daily Press

7505 Warwick Boulevard, Newport News, VA 23607
(O) 757-247-4630; (F) 757-247-9420
Doug Roberson, Sports Editor
757-247-4638; droberson@dailypress.com
Dave Fairbank, Beat Writer
757-247-4637; dfairbank@dailypress.com

Richmond Times-Dispatch

P.O. Box 85333, Richmond, VA 23293
(O) 804-649-6554; (F) 804-775-8085
tdsports@timesdispatch.com
Jack Berninger, Sports Editor
804-649-6445
John Packett, Beat Writer
804-649-6313; jpackett@timesdispatch.com

Virginia Gazette

216 Ironbound Road, Williamsburg, VA 23188
(O) 757-220-1736; (F) 757-220-1665
John Harvey, Sports Editor
757-345-2352; jharvey@vagazette.com

Virginian Pilot

150 West Brambleton Ave., Norfolk, VA 23501
(O) 757-446-2366; (F) 757-533-9004
Tom White, College Sports Editor
757-446-2368; tomw@pilotonline.com
Franklin Vehorn, Beat Writer
757-446-2374; fvehorn@pilotonline.com

Flat Hat

W&M Campus Center, Williamsburg, VA 23185
(O) 757-221-3281; (F) 757-221-3242
fhsprt@wm.edu
Megan Syrett, Sports Editor

Associated Press (Richmond)

700 E. Main St., Suite 1380, Richmond, VA 23219
(O) 800-552-9935; (F) 804-643-6223
Hank Kurz, College Sports
hzurz@ap.org

Television

Comcast SportsNet

7700 Wisconsin Ave., Suite 200, Bethesda, MD 20814
(O) 301-718-3306; (F) 301-718-3324
Rich Wolff, Producer
rwofff@comcastsportsnet.com

WTKR (CBS) Channel 3

720 Boush Street, Norfolk, VA 23510
(O) 757-446-1361; (F) 757-446-1376
Ted Alexander, Sports Director
teda@wtkr.com

WTVR (CBS) Channel 6

3301 West Broad Street, Richmond, VA 23230
(O) 804-254-3645; (F) 804-254-3697
Lane Casadonte, Sports Director
lucasadonte@wtvr.com

WRIC (ABC) Channel 8

301 Arboretum Place, Richmond, VA 23236
(O) 804-330-8829; (F) 804-330-8883
Chip Tarkenton, Sports Director

WAVY (NBC) Channel 10

300 Wavy Street, Portsmouth, VA 23704
(O) 757-393-4692; (F) 757-397-8279
wavy.sports@lintv.com
Bruce Rader, Sports Director

WWBT (NBC) Channel 12

5710 Midlothian Turnpike, Richmond, VA 23225
(O) 804-230-2614; (F) 804-230-2789
Ben Hamlin, Sports Director
bhamlin@nbc12.com

WVEC (ABC) Channel 13

613 Woodis Avenue, Norfolk, VA 23510
(O) 757-628-6217/6215; (F) 757-628-5855
Scott Cash, Sports Director

Radio

WMBG (740 AM)

5351 Richmond Road, Williamsburg, VA 23188
(O) 757-229-7400
Bob Sheeran

WSRV (92.3 FM)

207 Parkway Drive, Williamsburg, VA 23185
(O) 757-565-1079; (F) 757-565-2250
Jim Campana

WBRG (1050 AM)

239 Ragland Road, Lynchburg, VA 24572
(O) 434-845-5916; (F) 434-845-5917
Brent Epperson

WVNZ (1320 AM)

308 Broad Street, Richmond, VA 23220
(O) 804-643-0990; (F) 804-643-4990
Jim Jacobs or Kevin Ferrel

W&M Radio Network

Jay Colley
7 Forest Hill Drive, Williamsburg, VA 23185
Charlie Woollum
113 Swinley Forest, Williamsburg, VA 23188
Bill McDonald
315 Southern Court, Highland Springs, VA 23075

Tribe Radio Network

Teaming up once again to call all the exciting action of William and Mary basketball over the airwaves will be Jay Colley and Bill McDonald. This season the pair will be joined by former W&M basketball coach and player, Charlie Woollum, who will add his insight and experience to the broadcast.



Bill McDonald (L) and **Jay Colley** (R) will be joined on the air this year by former W&M player and head coach, **Charlie Woollum** (below).



Colley is a veteran broadcaster who shifts from sport to sport with ease. He calls the play-by-play for the Tribe on the gridiron and is also a veteran baseball commentator, who was previously the voice of the Rochester Redwings as well as the Richmond Braves and the Tidewater Tides.

In recognition of Jay's years of service to the College, he has been selected

A mass communications graduate of Middle Tennessee State University, Jay is entering his 20th season of broadcasting Tribe basketball. Jay and his wife Cindy have a daughter, Carleigh Danielle (11) and a son, Benjamin William (8).

A 1962 graduate of William and Mary, Charlie Woollum was the head coach of the Tribe from the 1994-95 through the 1999-2000 seasons, leading the Tribe to 20 wins and a regular season tie for first place in the CAA in 1998. Bill McDonald, a 1974 graduate of the College, has been involved with the Tribe radio network for many years.

Stretching over 150 miles of the state, the William and Mary Radio Network is the gateway to all of the Tribe action over the air. The flagship station for the network this season is WMBG, 740 AM, in Williamsburg.

The listening format for basketball games is similar to past Tribe broadcasts with a pre-game show with head coach Rick Boyages, a halftime scoreboard and a post-game wrap-up.

William and Mary Radio Network

Flagship Station		
Williamsburg	WMBG	640 AM
Other Stations		
Williamsburg	WSRV	92.3 FM
Lynchburg	WBRG	1050 AM
Farmville	WAMF	1490 AM
Richmond	WVNZ	1320 AM

Other Broadcast Outlets

Even if you live outside the broadcast region, you can still enjoy all the excitement of Tribe basketball.

On the Internet, go to the official web site of W&M Athletics, www.TribeAthletics.com. Click on the "Live Audio" link and follow the links to the Tribe's broadcast.

William and Mary also has the Teamline service available to its fans. Call 1-800-846-4700 and enter the W&M access code of 1097 to hear the game over the phone. For info on rates, call 1-800-225-5321.

Directions

From the West

Take Interstate 64 East to Exit 238 and head toward Williamsburg. At the second light, turn right onto Route 132. Take the first right onto Route 60-Bypass. At the fourth light the road will fork, turn left onto Richmond Road. Follow Richmond Road through two lights. Turn right onto Dillard Street and go straight at stop sign. William and Mary Hall will be on your right.

From the East

Take Interstate 64 West to Exit 242B (Busch Gardens-Jamestown-Rt. 199). Follow Route 199 to fourth light and turn right onto Jamestown Road. Follow Jamestown Road 1.1 miles (past Lake Matoaka on left), then turn left onto Campus Drive. Turn left at next stop sign. Continue to follow Campus Drive, William and Mary Hall is up the hill on the left.

TOP STORIES

www.TribeAthletics.com
THE OFFICIAL SITE OF WILLIAM & MARY ATHLETICS

MEN'S SPORTS
Baseball
Basketball
Cross Country
Football
Golf
Gymnastics
Soccer
Swimming & Diving
Tennis
Track & Field

WOMEN'S SPORTS
Basketball
Cross Country
Field Hockey
Golf
Gymnastics
Lacrosse
Soccer
Swimming & Diving
Tennis
Track & Field
Volleyball


Staff Directory - Facilities - Tribe Chat - Sports Medicine - About W&M Athletics - Ticket Office
Live Audio - Email Mailing - Links & News

***Follow all of the action of the 2002-03
season on the Internet at***


www.TribeAthletics.com

***The website features the latest
athletics news, press releases,
pictures, stats and feature stories.***

TV/Radio Roster

**00**


Nate Loehrke
C, RF, 6-10, 245
Kalamazoo, MI

**1**

Brett Howell
G, Fr, 6-1, 185
Auburn, AL

**3**

Tom McLaughlin
G, So, 6-4, 190
Andover, MA

**5**


Sherman Rivers
G, Sr, 6-1, 175
Woodbridge, VA

**10**

Nick D'Antoni
G, So, 6-0, 175
Myrtle Beach, SC

**15**

Reid Markham
G, Jr, 6-3, 200
Louisville, KY

**22**


Taylor Mokris
G, Fr, 6-5, 195
Charlotte, NC

**30**


Thomas Vigilanco
F, So, 6-10, 225
Madison, AL

**34**


Adam Hess
F, Jr, 6-8, 225
Grosse Pointe, MI

**35**


Jack Jenkins
F, Fr, 6-7, 245
Boston, MA

**40**

Steve Sorenson
F, RF, 6-8, 235
Rocky River, OH

**41**

Brian Hutt
F, Fr, 6-9, 230
Wheat Ridge, CO

**44**

Adam Duggins
C, Sr, 7-0, 265
Greensboro, NC

**55**

Zeb Cope
F, Jr, 6-9, 235
Columbia, SC

2002-03 TRIBE BASKETBALL SCHEDULE



Reid Markham



Zeb Cope

November

Fri.	22	FORDHAM	7:00 PM
Sun.	24	RADFORD	2:00 PM
Tues.	26	at Liberty	9:00 PM
Sat.	30	at East Carolina	7:00 PM

December

Sat.	7	VIRGINIA TECH	7:00 PM
Sun.	22	MORGAN STATE	2:00 PM
Mon.	30	at Campbell	7:00 PM

January

Thur.	2	CHARLESTON SOUTHERN	7:00 PM
Sat.	4	• TOWSON	7:00 PM
Wed.	8	• DELAWARE	7:00 PM
Sat.	11	• at Old Dominion	4:00 PM
Wed.	15	• at Drexel	7:00 PM
Sat.	18	• VA COMMONWEALTH	7:00 PM
Wed.	22	• HOFSTRA	7:00 PM
Sat.	25	• at George Mason	7:00 PM
Wed.	29	• at James Madison	7:00 PM

February

Sat.	1	• at Delaware	7:30 PM
Mon.	3	at Hampton	7:30 PM
Wed.	5	• OLD DOMINION	7:00 PM
Sat.	8	• at Hofstra	1:00 PM
Wed.	12	• at Towson	7:00 PM
Sat.	15	• GEORGE MASON	7:00 PM
Wed.	19	• at Virginia Commonwealth	7:30 PM
Sat.	22	• DREXEL	2:00 PM
Mon.	24	• UNC WILMINGTON	7:00 PM

March

Sat.	1	• JAMES MADISON	7:00 PM
Mon.	3	• at UNC Wilmington	7:00 PM
Fri.	7	CAA Tournament First Round	TBA
Sat.	8	CAA Tournament Quarterfinals	TBA
Sun.	9	CAA Tournament Semifinals	TBA
Mon.	10	CAA Tournament Final	TBA

• CAA Game. Home games in CAPS.

All dates and times are subject to change. All times Eastern.

Go to www.TribeAthletics.com for the most recent schedule.