

TRIBE



Senior Forward
ZEB COPE

Senior Forward
ADAM HESS
First Team All-CAA



**WILLIAM AND MARY
MEN'S BASKETBALL**

2003-04



CAA Player of the Year Candidate

ADAM HESS

- Top returning scorer (20.1 ppg) in the conference and the only returning first team All-CAA selection

- Virginia Sports Information Directors Division I Player of the Year

- Second team Academic All-American

- First team NABC All-District 4

- CAA Men's Basketball Scholar-Athlete of the Year and twice picked to CAA All-Academic team


- Finished last season ranked in the top 15 in the CAA in scoring, rebounding, field goal percentage, free throw percentage, three-point field goal percentage and three-point field goals per game

- Twice named CAA Player of the Week

- Scored 30 or more points in a game five times last season (a W&M record) including career highs of 35 against Hampton and Virginia Commonwealth

- Top-ten in W&M history in single-season points (564), points per game (20.1), three-point field goals (68), three-point field goal attempts (183), three-point field goal percentage (.372), free throw percentage (.844), offensive rebounds (75), minutes played (1,007) and minutes per game (36.0)

- Scored 1,000th point in the 72nd game of his career (at UNCW, March 3, 2003) and has scored 773 points in just 47 games at William and Mary



Adam Hess' Career Statistics

Season	G-GS	Min-Avg	FG-A	Pct	3FG-A	Pct	FT-A	Pct	OR-DR	Reb-Avg	PF-FO	A	TO	Blk	St	Pts-Avg
*1999-00	26-24	574-22.1	86-213	.404	32-95	.337	42-54	.778	53-50	103-4.0	72-3	42	45	4	19	246-9.5
2001-02	19-16	511-26.9	72-191	.377	19-75	.253	46-65	.708	34-55	89-4.7	52-2	39	42	2	10	209-11.0
2002-03	28-28	1007-36.0	191-409	.467	68-183	.372	114-135	.844	75-102	177-6.3	56-2	64	61	3	27	564-20.1
W&M	47-44	1518-32.3	263-600	.438	87-258	.337	160-200	.800	109-157	266-5.7	108-4	103	103	5	37	773-16.4
Career	73-68	2092-28.7	349-813	.429	119-353	.337	202-254	.795	162-207	369-5.1	180-7	147	148	9	56	1019-14.0

* at Eastern Michigan

Table of Contents and Quick Facts

Table of Contents

Media Information	
Media Services	2
Media Outlets	3
Tribe Radio Network	3
2003-04 Outlook	
Season Outlook	4-5
Roster Information	6-7
Team Photo	6
Coaching Staff	
Head Coach Tony Shaver	8-9
Assistant Coach Ted Jeffries	10
Assistant Coach Dee Vick	10
Assistant Coach Joe Wolf	11
Strength and Conditioning Coach John Sauer	12
Basketball Secretary Claudette Canady	12
Athletics Trainer Jon Thompson	12
Player Profiles	
Zeb Cope	13-14
Adam Hess	15-17
Nick D'Antoni	18-19
Reid Markham	20-21
Nate Loehrke	22
Taylor Mokris	23
Steve Sorenson	24
Hawley Smith	25
Corey Cofield	25
Adam Trumbower	25
Opponent Information	
Appalachian State/Campbell/Delaware	26
Drexel/George Mason/George Washington	27
Hampton/Hofstra/James Madison	28
Liberty/UNC Wilmington/Old Dominion	29
Pittsburgh/Radford/St. Francis (NY)	30
Towson/Virginia/Virginia Commonwealth	31
Virginia Tech/CAA Tournament/SID Directory	32
Series Records vs. 2003-04 Opponents	33
Colonial Athletic Association	
CAA Overview	34
2002-03 CAA Standings and Statistics	35-36
Composite Schedule	37
2002-03 Season Review	
Schedule and Results	38
Individual Honors	38
Season Box Score	39
Game-by-Game Statistics	40
Highs and Lows	41
Points-Rebounds-Assists	42
Box Scores	43-46
History and Record Book	
Honors and Awards	47
Yearly Win-Loss Records	48-49
All-Time Coaching Records	49
W&M Year-by-Year Statistics	50
Opponent Year-by-Year Statistics	51
Retired Numbers	52
NBA Draft Picks	52
1,000-Point Scorers	53
Annual Statistical Leaders	54-55
Tribe Record Book	56-63
William and Mary Hall Records	64
Kraze Award	64
Series Records	65
All-Time Roster	66-67
Year-by-Year Results	68-74
The College of William and Mary	
Tribe Athletics	75
William and Mary	76
President Timothy J. Sullivan	77
Chancellor Henry Kissinger	77
Board of Visitors	77
Director of Athletics Terry Driscoll	78
Associate Athletics Director Barbara Blosser	79
Assistant Athletics Directors	79
Athletics Administration	80
Tribe Club	81
Student-Athlete Support	82
William and Mary Hall	83
Facilities	84
Radio/Television Roster	IBC

Quick Facts

William and Mary Information

Location	Williamsburg, Virginia
Founded	1693
Enrollment	5,560
President	Timothy J. Sullivan (William and Mary, 1966)
Director of Athletics	Terry Driscoll (Boston College, 1969)
Nickname	Tribe
Colors (PMS)	Green (343), Gold (109) and Silver (877c)
Affiliation	NCAA Division I
Conference	Colonial Athletic Association
Home Arena (capacity)	William and Mary Hall (8,600)
Athletics Department Phone	(757) 221-3400
Ticket Office Phone	(757) 221-3340
Mailing Address	PO Box 399, Williamsburg, Virginia 23187
Street Address	W&M Hall, One Campus Drive, Williamsburg, VA 23185

Sports Information

Sports Information Director	Pete Clawson
Associate SID/Men's Basketball Contact	Dan Wakely
Wakely's Office Phone	(757) 221-3368
Wakely's Home Phone	(757) 476-5314
Wakely's Email Address	ddwake@wm.edu
Sports Information Phone	(757) 221-3344
Sports Information Fax	(757) 221-3412
Press Row Phone	(757) 221-3348
Web Site	www.TribeAthletics.com

Men's Basketball Information

Head Coach	Tony Shaver (North Carolina, 1976)
Shaver at William and Mary	First season
Shaver Overall	358-121 (.747) 17 seasons
Shaver Email Address	tlshav@wm.edu
Basketball Office Phone	(757) 221-3339
Basketball Office Fax	(757) 221-2989
Assistant Coach	Ted Jeffries (Virginia, 1993)
Assistant Coach	Dee Vick (Hampden-Sydney, 1994)
Assistant Coach	Joe Wolf (North Carolina, 1987)
Strength and Conditioning Coach	John Sauer (Montana, 1984)
Athletics Trainer	Jon Thompson
2002-03 Record	12-16 (.429)
2002-03 CAA Record/Finish	7-11 (.389)/Eighth place
Letterwinners Returning/Lost	8/5
Starters Returning/Lost	1/4
NCAA Tournament Appearances	None
NIT Appearances	One (1983)

Credits

The 2003-04 William and Mary Men's Basketball Media Guide is a publication of the William and Mary Sports Information Office. Layout, design and writing by associate sports information director Dan Wakely. Editing by the sports information staff. Photography by Lisa Helfert, Lawrence I'Anson, Bob Keroack, Al Owens and W&M Publications. Printing by Central Lithographic of Lynchburg, Virginia.



The 2003-04 William and Mary Men's Basketball Media Guide can be purchased by the general public for \$10.00.

On the Cover

Seniors **Zeb Cope** (left) and **Adam Hess**. Photo by Bob Keroack. Cover designed by Dan Wakely.

Media Information

William and Mary Sports Information

The William and Mary Sports Information Office is located in Rooms 211-213 in the southeast corner of William and Mary Hall. The sports information office is always available to assist the media in its coverage of Tribe men's basketball. Please contact associate sports information director **Dan Wakely** with any requests for information, interviews, photographs and game credentials.

Credential Requests

All media credentials should be arranged by contacting Dan Wakely in the William and Mary Sports Information Office. Requests must be made on company letterhead and received at least 48 hours in advance of the game. Credentials will be mailed if time allows, or may be picked up at the Ticket Office Will Call window in the southeast corner of William and Mary Hall.

Media Parking

A limited number of media parking spaces are available in the lot immediately adjacent to the south side of William and Mary Hall. Parking passes will be available upon request. Spaces in the media parking lot are available on a first-come, first-served basis. A parking pass **does not guarantee** a space in the media parking lot. General parking is available in the large parking lot on the north side of William and Mary Hall.

Media Services

The media workroom (Room 221) is located off of the hallway on the north (scorers table) side of the arena. Press row is located on the south side of the arena. All seats are assigned. Game notes, media guides, rosters and programs will be available in the media workroom. A meal will also be available approximately one hour before game time. Access to the media workroom is limited to those with proper credentials. Statistics, play-by-play and scores from college basketball games around the country will be available during and after the game.

Radio

Visiting radio lines may be rented through the Sports Information Office at a cost of \$75 per line. An ISDN line may be installed at additional request given enough advance notice. Radio stations should make arrangements with Dan Wakely in the sports information office at least one month in advance of the game. Requests for the line will be honored on a first-come, first-served basis. Only collect, toll-free and incoming calls will be available through this phone line. Please contact Dan Wakely at least 24 hours in advance if you wish to tape an interview with any William and Mary coaches to be broadcast before a game.



Practices

All William and Mary practices are closed to the media.

Post Game Press Conference

The William and Mary locker room is closed to the media at all times. A member of the William and Mary Sports Information Office will take requests for players near the end of each home game. After each game, both head coaches and selected players from each team will be brought to the media workroom for the post game press conference.

Interview Policy

All William and Mary players and head coaches will be available for interviews throughout the season. **All interview requests** must be coordinated through Dan Wakely in the Sports Information Office. Please give at least 24 hours notice, whenever possible. Home phone numbers will not be made available and members of the media are asked not to contact players or coaches at home.

Internet Access

The official web site of William and Mary Athletics is www.TribeAthletics.com. This web site contains information for all 23 of William and Mary's sports, including schedules and results, statistics, releases, game notes and media guides. Information about the Colonial Athletic Association can be found at www.caasports.com.

Press Releases

Game notes will be available at least one day prior to each contest. All William and Mary basketball game notes and releases will be emailed, faxed and posted on the Tribe's web site. Please contact Dan Wakely if you would like to be added to either the fax or email distribution list.

CAA Teleconference

Members of the media are invited to participate in the CAA's weekly telephonic press conference series. The first call will occur on January 6 and run each Tuesday morning through March 2. CAA coaches will be available to answer questions beginning at 10:10 AM. W&M head coach **Tony Shaver will be available from 10:40-10:50 AM**. The phone number for the call is (888) 452-9753. Members of the media should contact Tripp Sheppard in the CAA office at (804) 754-1616 for the password to access the call.

William and Mary Sports Information Basketball Contact: Dan Wakely

Mailing Address

P.O. Box 399
Williamsburg, VA 23817

Overnight Shipping Address

William and Mary Hall, Room 213
One Campus Drive
Williamsburg, VA 23815

Important Phone Numbers

All number area code 757

221-3368	Wakely's Office Phone
476-5314	Wakely's Home Phone
221-3344	Sports Information Office
221-3412	Sports Information Fax
221-3348	Basketball Press Row
221-3340	Ticket Office

Internet Information

www.TribeAthletics.com

Official web site of William and Mary athletics

www.CAASports.com

Colonial Athletic Association statistics, schedules and results



**Pete Clawson
Director**

Office: (757) 221-3369
Email: pmclaw@wm.edu



**Dan Wakely
Associate Director
Men's Basketball Contact**

Office: (757) 221-3368
Home: (757) 476-5314
Email: ddwake@wm.edu

Media Information

William and Mary Media Outlets

Print Media

Daily Press

7505 Warwick Boulevard
Newport News, VA 23207
(O) 757-247-4630; (F) 757-247-9420

Doug Roberson, Sports Editor
757-247-4638; droberson@dailypress.com
Dave Fairbank, Beat Writer
757-247-4637; dfairbank@dailypress.com

Richmond Times-Dispatch

P.O. Box 85333, Richmond, VA 23293
(O) 804-649-6554; (F) 804-775-8085

tdsports@timesdispatch.com
Jack Berninger, Sports Editor
804-649-6445
John Packett, Beat Writer
804-649-6313; jpacket@timesdispatch.com

Virginia Gazette

216 Ironbound Road, Williamsburg, VA 23188
(O) 757-220-1736; (F) 757-220-1665

John Harvey, Sports Editor
757-345-2352; jharvey@vagazette.com

Virginian Pilot

150 West Brambleton Ave., Norfolk, VA 23501
(O) 757-446-2366; (F) 757-533-9004

Tom White, College Sports Editor
757-446-2368; tom.white@pilotonline.com
Franklin Vehorn, Beat Writer
757-446-2374; fvehorn@pilotonline.com

Flat Hat

W&M Campus Center
Williamsburg, VA 23185
(O) 757-221-3281; (F) 757-221-3242
fhsprt@wm.edu
Megan Syrett, Sports Editor

Dog Street Journal

CSU 4612, P.O. Box 8793
Williamsburg, VA 23186
sports@dogstreetjournal.com

Associated Press (Richmond)

700 E. Main St., Suite 1380
Richmond, VA 23219
(O) 800-552-9935; (F) 804-643-6223
Hank Kurz, College Sports
hzurz@ap.org

Television

Comcast SportsNet

7700 Wisconsin Ave., Suite 200
Bethesda, MD 20814
(O) 301-718-3306; (F) 301-718-3324
Rich Wolff, Producer
rwoff@comcastsportsnet.com

WTKR (CBS) Channel 3

720 Boush Street, Norfolk, VA 23510
(O) 757-446-1361; (F) 757-446-1376
Ted Alexander, Sports Director
teda@wtkr.com

WTVR (CBS) Channel 6

3301 West Broad Street, Richmond, VA 23230
(O) 804-254-3645; (F) 804-254-3697
Lane Casadonte, Sports Director
lcasadonte@wtvr.com

WRIC (ABC) Channel 8

301 Arboretum Place, Richmond, VA 23236
(O) 804-330-8829; (F) 804-330-8883
Rick Stoss, Executive Sports Producer

WAVY (NBC) Channel 10

300 Wavy Street, Portsmouth, VA 23704
(O) 757-393-4692; (F) 757-397-8279
wavy.sports@lintv.com
Bruce Rader, Sports Director

WWBT (NBC) Channel 12

5710 Midlothian Turnpike
Richmond, VA 23225
(O) 804-230-2614; (F) 804-230-2789
Ben Hamlin, Sports Director
bhamlin@nbc12.com

WVEC (ABC) Channel 13

613 Woodis Avenue, Norfolk, VA 23510
(O) 757-628-6217 / 6215; (F) 757-628-5855
Scott Cash, Sports Director

Radio

WMBG (740 AM)

5351 Richmond Road, Williamsburg, VA 23188
(O) 757-229-7400
Bob Sheeran

WSRV (92.3 FM)

207 Parkway Drive, Williamsburg, VA 23185
(O) 757-565-1079; (F) 757-565-2250
Jim Campana

WBRG (1050 AM)

239 Ragland Road, Lynchburg, VA 24572
(O) 434-845-5916; (F) 434-845-5917
Brent Epperson

WLEE (990 AM)

308 Broad Street, Richmond, VA 23220
(O) 804-643-0990; (F) 804-643-4990

W&M Radio Network

Jay Colley
7 Forest Hill Drive, Williamsburg, VA 23185
Charlie Woollum
113 Swinley Forest, Williamsburg, VA 23188
Bill McDonald
9422 Centerway Drive, Glen Allen, VA 23059

Tribe Radio Network

Teaming up once again to call all the exciting action of William and Mary basketball over the airwaves will be Jay Colley and Bill McDonald. For the second season the pair will be joined by former W&M basketball coach and player, Charlie Woollum,

who will add his insight and experience to the broadcast.

Colley is a veteran broadcaster who shifts from sport to sport with ease. He calls the play-by-play for the Tribe on the gridiron and is also a veteran baseball commentator, who was previously the voice of the Rochester Redwings as well as the Richmond Braves and the Tidewater Tides.

In recognition of Jay's years of service to the College, he was been selected as an honorary alumnus of William and Mary and was officially presented with the honor at Charter Day in February, 2003. A mass communications graduate of Middle Tennessee State University, Jay is entering his 22nd season of broadcasting Tribe basketball. Jay and his wife Cindy have a daughter, Carleigh Danielle (12) and a son, Benjamin William (9).

A 1962 graduate of William and Mary, Charlie Woollum was the head coach of the Tribe from the 1994-95 through the 1999-2000 seasons, leading the Tribe to 20 wins and a regular season tie for first place in the CAA in 1998. Bill McDonald, a 1974 graduate of the College, has been a working

broadcast journalist who has been involved with the Tribe radio network for many years.

Stretching over 150 miles of the state, the William and Mary Radio Network is the gateway to all of the Tribe action over the air. The flagship station for the network this season is WMBG, 740 AM, in Williamsburg.

The listening format for basketball games is similar to past Tribe broadcasts with a pre-game show with head coach Tony Shaver, a halftime scoreboard and a post-game wrap-up.



W&M Radio Network (from left): **Bill McDonald, Jay Colley** and **Charlie Woollum**.

William and Mary Radio Network

Flagship Station

Williamsburg	WMBG	740 AM
--------------	------	--------

Other Stations

Williamsburg	WSRV	92.3 FM
Richmond	WLEE	990 AM
Lynchburg	WBRG	1050 AM
Farmville	WAMF	1490 AM

The radio broadcast can also be heard around the world through the Internet. Go to the official web site of W&M athletics, www.TribeAthletics.com, and click on the "Live Audio" link for more information.

2003-04 Outlook

If you're going to be building something, it helps to start with a good foundation.

That will be the plan for first year William and Mary head coach **Tony Shaver** and his staff as they take over a program that lost four starters from last season, but returns one of the top players in the Colonial Athletic Association in senior forward **Adam Hess**. Along with senior forward **Zeb Cope** and fourth-year junior guard **Reid Markham** (who redshirted last season) the Tribe will have plenty of guidance for the upcoming season.

"Our two seniors give us great leadership," said Shaver. "That's something that is paramount to the success of this year's team, and we're fortunate to have quality people like Adam and Zeb this season to give us a firm base to build from."

One of the hallmarks of Shaver's previous teams has been an up-tempo, pressuring style of play that is exciting both for the players and the fans. He will implement that system immediately, which will be a change from the Tribe's style of play in the past.

"I think you will see a very exciting brand of basketball here," explained

Shaver. "We plan to pressure the basketball. We will be a press-oriented defensive team and we are going to push the ball up the floor on the offensive end. When people come to see us play this year, I hope they will be impressed by a lot of things, but two things in particular. First will be how well our guys play together—each individual participating in the whole and making the whole better. Second, I want people to be impressed with the level of intensity that our players approach the game. That is very important to me as a coach, and it will become very important to them as players."

While this new plan of attack will inevitably require some adjustment, in no way does it mean that this season, and the careers of the current players, will be wasted on preparing solely for the future. From his first day on the job, Shaver has stressed that his goal is to win immediately with the current team playing a crucial role.


"One thing you will not hear me say is that, 'when I get my players here, we will start to win,'" said Shaver, as he gestured toward the team at his first W&M press conference. "These are my players. This is our team. This is our season."

Guards

Expected to run the team from the point guard position is 2002 CAA All-Rookie selection **Nick D'Antoni**. Although he saw limited action as a backup last season, he proved himself capable of playing the position as a freshman, when he led the team in assists and started nearly every game. Also a threat to score when necessary, he finished fourth on the team with 201 points as a rookie, including a 30-point effort in just his fifth collegiate game.

The battle for the starting off guard position will be one of the more interesting of the preseason, as junior **Reid Markham** and sophomore **Taylor Mokris** have both played well at the position.

Markham sat out all but five games last season (his third at W&M) due to illness, however, the team's request for a medical redshirt season was granted by the NCAA, giving him two full years of remaining eligibility. A seldom-used reserve as a freshman, he was the team's biggest surprise as a sophomore, when he was arguably the best player through the first half of the season. Scoring in double-figures eight times that year, he ended with 6.7 points per game and finished in the top-three on the



Senior forward **Adam Hess**

club in every shooting percentage category. Unique on the team with the ability to slash to the basket as well as pull up from the outside, he could be a crucial wild card in the Tribe's success this season.

Mokris started his career slowly, but improved as the year progressed, finishing as a legitimate scoring threat. In a six-day stretch at the end of the season, he averaged 12.0 points and shot 70 percent from the field in three games against the top three teams in the conference standings. The Monday following the first two games in that run Mokris was named the CAA Rookie of the Week, and he came out that night with a career-best 15-point performance against the eventual conference champion, UNC Wilmington.

New to the team is walk-on freshman **Adam Trumbower**, a 6-2 guard from Cave Spring High School in Roanoke, Virginia. A first team All-Virginia pick last year, he was named the Roanoke Metro Player of the Year, and was also his high school's athlete of the year. No stranger to top-level college basketball, he was a high school teammate of Duke star J.J. Redick, guarding the future All-American in practice for three seasons.



Junior guard **Nick D'Antoni**

2003-04 Outlook

Forwards

Back for his final season at W&M is senior captain **Adam Hess**, the CAA's top-returning scorer with an average of 20.1 points per game, and a candidate this season for conference player of the year honors. A second team Academic All-American as a junior, he was also a first team NABC All-District selection and was just the second player in school history to earn first team All-CAA accolades. Hess scored more than 30 points in five games last season (a school record) and was twice named the league's player of the week.

Already with one of the finest seasons in Tribe history under his belt, Hess continued to work tirelessly in the offseason and will look to improve on last year's heady accomplishments. His name appears throughout the College's single-season record book, and should start to appear in the career lists well before the end of this campaign. A difficult player to defend at the swing position, he shot more



Junior guard **Reid Markham**

than 37 percent from three-point range last season and collected close to three offensive rebounds a game.

He will be joined by classmate **Zeb Cope**, a dependable 6-8 power forward who led the team in rebounding four times last season, despite playing alongside Hess and graduated seven-footer Adam Duggins, two of the top rebounders in the conference. One of the strongest players on the team, Cope is known for his devastating screens on offense as well as his relentless

pursuit of loose balls and rebounds on the defensive end.

Also returning this season is **Steve Sorenson**, who saw action in just seven games as a redshirt freshman. After a season behind a number of older players at his position, the sophomore will need to step up his play this year in order for the Tribe to be successful. At 6-9 and 225 pounds, he has a knack for knocking down three-pointers and his versatility could pose problems for opposing defenders.

Freshman **Corey Cofield** will immediately see action for W&M, at least coming off the bench, if not also being penciled into the starting rotation. A three-time ISL All-American at Roxbury Latin in Wellesley, Massachusetts, the 6-6, 220-pounder broke his high school's record with 1,181 points and 784 rebounds in his career. Averaging a double-double his last three seasons, he finished his senior year averaging 19 points and 16 rebounds a game.

Hawley Smith, is a transfer from Temple who played 62 games in two years for the Owls. Smith, who won't be eligible to play for W&M until next season, is a tough, gritty player who excels at taking care of the little things in the game. He was an Atlantic 10 All-Academic selection last year and a two-time recipient of Temple's Sixth Man award. Smith will play a big role in the team's success, despite being unable to play in games, as he pushes the rest of the players on the squad during practice

Centers

W&M has a pair of young centers on the roster in sophomore **Nate Loehrke** and redshirt freshman **Brian Hutt**. At 6-10, Loehrke is the tallest player on the team and his exceptional wingspan and shot blocking ability will help him to clog up the lane and protect the basket on defense. With a variety of post moves, including a nice touch on his hook shot, Loehrke, who redshirted his freshman year, is expected to see more playing time for the Tribe this season.

Hutt redshirted last year as a true freshman and saw significant improvement in his physical conditioning as well as his feel for the college game. A tenacious competitor around the basket on both offense and defense, he is very athletic for his size and may also see time at the forward position.

Schedule

The 2003-04 season features a matchup against national preseason top-25 team Pittsburgh, a Thanksgiving tournament at George Washington, as well as games



Senior forward **Zeb Cope**

against Virginia, Virginia Tech and seven other in-state opponents. The Tribe will begin the year at home against Liberty, before hitting the road immediately for a game the next day at Radford. The day after Thanksgiving is the start of the Red Auerbach Colonial Classic, hosted by GW and including Appalachian State and St. Francis (NY). Early in December, W&M will play the first two Colonial Athletic Association games of the season, hosting two-time defending league champion UNC Wilmington and traveling to face local rival Virginia Commonwealth. Coming out of final exams, the Tribe will face Hampton and play at Virginia Tech before going home for Christmas. After the holiday, the Green and Gold will host Campbell before taking on the toughest stretch of the season, three games in five days against Pittsburgh, Virginia and UNC Wilmington, all on the road. From there W&M plays all conference games the rest of the way, ending with a February 28 game at home against VCU to close out the regular season.

Roster Information

Numerical Roster

No.	Name	Pos.	Cl.	Ht.	Wt.	Hometown	High School
00	Nate Loehrke	C	So.	6-10	245	Kalamazoo, MI	Mattawan
3	Adam Trumbower	G	Fr.	6-2	190	Roanoke, VA	Cave Spring
10	Nick D'Antoni	G	Jr.	6-0	185	Myrtle Beach, SC	Socastee
13	Zeb Cope	F	Sr.	6-8	245	Hopkins, SC	Hammond School
15	Reid Markham	G	Jr.	6-3	200	Louisville, KY	Trinity
21	Hawley Smith	F	Jr.	6-5	215	Jacksonville, FL	The Bolles School
22	Taylor Mokris	G	So.	6-6	205	Charlotte, NC	Providence Day
34	Adam Hess	F	Sr.	6-7	220	Grosse Pointe, MI	Grosse Pointe South
40	Steve Sorenson	F	So.	6-9	225	Rocky River, OH	Western Reserve Acad.
41	Brian Hutt	C/F	RF	6-9	237	Denver, CO	Wheat Ridge
45	Corey Cofield	F	Fr.	6-6	220	Wellesley, MA	Roxbury Latin

Alphabetical Roster

No.	Name	Pos.	Cl.	Ht.	Wt.	Hometown	High School
45	Corey Cofield	F	Fr.	6-6	220	Wellesley, MA	Roxbury Latin
13	Zeb Cope	F	Sr.	6-8	245	Hopkins, SC	Hammond School
10	Nick D'Antoni	G	Jr.	6-0	185	Myrtle Beach, SC	Socastee
34	Adam Hess	F	Sr.	6-7	220	Grosse Pointe, MI	Grosse Pointe South
41	Brian Hutt	C/F	RF	6-9	237	Denver, CO	Wheat Ridge
00	Nate Loehrke	C	So.	6-10	245	Kalamazoo, MI	Mattawan
15	Reid Markham	G	Jr.	6-3	200	Louisville, KY	Trinity
22	Taylor Mokris	G	So.	6-6	205	Charlotte, NC	Providence Day
21	Hawley Smith	F	Jr.	6-5	215	Jacksonville, FL	The Bolles School
40	Steve Sorenson	F	So.	6-9	225	Rocky River, OH	Western Reserve Acad.
3	Adam Trumbower	G	Fr.	6-2	190	Roanoke, VA	Cave Spring

Head Coach: Tony Shaver (North Carolina, 1976; First season)

Assistant Coach: Ted Jeffries (Virginia, 1993; First season)

Assistant Coach: Dee Vick (Hampden-Sydney, 1994; First season)

Assistant Coach: Joe Wolf (North Carolina, 1987; First season)



2003-04 William and Mary Tribe

Back Row (L to R): Assistant Coach Joe Wolf, Corey Cofield, Zeb Cope, Brian Hutt, Nate Loehrke, Steve Sorenson, Hawley Smith, Assistant Coach Ted Jeffries.

Front Row (L to R): Head Coach Tony Shaver, Adam Trumbower, Taylor Mokris, Adam Hess, Reid Markham, Nick D'Antoni, Assistant Coach Dee Vick.

Roster Information

Tribe by Height

6-10	Nate Loehrke
6-9	Brian Hutt, Steve Sorenson
6-8	Zeb Cope
6-7	Adam Hess
6-6	Corey Cofield, Taylor Mokris
6-5	Hawley Smith
6-4	
6-3	Reid Markham
6-2	Adam Trumbower
6-1	
6-0	Nick D'Antoni

Tribe by Class

Seniors

Zeb Cope	Forward
Adam Hess	Forward

Juniors

Nick D'Antoni	Guard
Reid Markham	Guard
Hawley Smith	Forward

Sophomores

Nate Loehrke	Center
Taylor Mokris	Guard
Steve Sorenson	Forward

Redshirt Freshman

Brian Hutt	Center/Forward
------------	----------------

Freshmen

Corey Cofield	Forward
Adam Trumbower	Guard

Tribe by State

Colorado

Brian Hutt	Denver/Wheat Ridge
------------	--------------------

Florida

Hawley Smith	Jacksonville/The Bolles School
--------------	--------------------------------

Kentucky

Reid Markham	Louisville/Trinity
--------------	--------------------

Massachusetts

Corey Cofield	Wellesley/Roxbury Latin
---------------	-------------------------

Michigan

Adam Hess	Grosse Pointe/Grosse Pointe South
Nate Loehrke	Kalamazoo/Mattawan

North Carolina

Taylor Mokris	Charlotte/Providence Day
---------------	--------------------------

Ohio

Steve Sorenson	Rocky River/Western Reserve
----------------	-----------------------------

South Carolina

Zeb Cope	Hopkins/Hammond School
Nick D'Antoni	Myrtle Beach/Socastee

Virginia

Adam Trumbower	Roanoke/Cave Spring
----------------	---------------------

Birthdates and Majors

Player	Birthdate	Major
Corey Cofield	10/17/84	Undecided
Zeb Cope	2/17/82	Psychology
Nick D'Antoni	12/4/81	Finance
Adam Hess	4/4/81	Finance
Brian Hutt	8/22/83	Business
Nate Loehrke	11/20/82	Studio Art
Reid Markham	11/5/81	Psychology
Taylor Mokris	10/31/83	Business
Hawley Smith	3/4/83	Finance
Steve Sorenson	10/24/81	Business
Adam Trumbower	12/10/84	Undecided

Pronunciation Guide

Corey Cofield	CO-field
Nick D'Antoni	dan-TOE-knee
Nate Loehrke	LORE-key
Reid Markham	MARK-um
Taylor Mokris	MO-kriiss
Adam Trumbower	TRUM-bow-er

Coaching Staff



Tony Shaver

Head Coach

North Carolina (1976)

First Year at W&M

The Shaver File

Personal

Born: January 28, 1954
 Hometown: High Point, North Carolina
 Wife: Ann Shaver
 Children: Christopher (22), Austin (18), Jackson (12).

Education

North Carolina, 1976

Coaching Career

Episcopal High School: 1976-86
 Hampden-Sydney: 1987-2003

On May 2, 2003, the William and Mary athletics department announced the hiring of Tony Shaver as the 31st men's basketball coach in the history of the College.

"Bringing a coach and person the caliber of a Tony Shaver into the William and Mary program certainly makes this an exciting day for the College," said director of athletics Terry Driscoll at the time of the hire. "His resume speaks for itself in terms of his coaching abilities, but beyond that, I believe that he possesses all the intangible qualities that will make him a perfect fit for our school and program."

Shaver came to W&M after coaching

for 17 seasons at Hampden-Sydney, compiling a record of 358-121 (.747). He turned the Tigers into a Division III national powerhouse, leading the men's basketball team to eight Old Dominion Athletic Conference titles, 12 20-win seasons and 11 NCAA Division III Tournament appearances. The winningest basketball coach in the program's history, he was named the ODAC and South Region Coach of the Year in 1995, 1999 and 2000, and was picked as the Virginia Sports Information Directors Division II-III Coach of the Year in 1997, 1999 and 2000.

Last season, Shaver took the Tigers to

the NCAA Division III Final Four for the second time in his career, as his team finished the season with a record of 28-4, tied for the second-most wins in the program's history. H-SC opened the 2003 season by winning its first 22 games and was ranked as high as second in the nation as it finished the regular season with a record of 23-1.

In 1999, Shaver led H-SC to the national championship game, where the Tigers lost by one point in double-overtime to Wisconsin-Platteville. The team finished with a record of 29-3, setting a school record for the most wins in a single season.

Together with his team's successes on the court, Shaver also has a firm

Shaver's Hampden-Sydney Coaching Career

Season	Record	ODAC	NCAA Postseason
1987	12-13 (.480)		
1988	12-13 (.480)		
1989	21-8 (.724)	Champion	Regional Semifinals
1990	15-11 (.577)		
1991	21-6 (.778)		
1992	24-6 (.800)	Champion	Sectional Semifinals
1993	12-13 (.480)		
1994	22-6 (.786)		Sectional Semifinals
1995	28-3 (.903)	Champion	Sectional Championship
1996	17-9 (.654)		
1997	21-7 (.750)	Champion	First Round
1998	23-6 (.793)	Champion	Sectional Semifinals
1999	29-3 (.906)	Champion	Championship Game
2000	26-2 (.929)	Runner-up	Second Round
2001	24-5 (.828)	Champion	Second Round
2002	23-6 (.793)	Champion	Second Round
2003	28-4 (.875)	Runner-up	Final Four
Career	358-121 (.747)	Eight ODAC Titles	11 NCAA Postseason Appearances

Career Highlights

- Eight ODAC Championships (1989, 1992, 1995, 1997, 1998, 1999, 2001, 2002)
- 12 20-Win Seasons (1989, 1991, 1992, 1994, 1995, 1997, 1998, 1999, 2000, 2001, 2002, 2003)
- 11 NCAA Tournament Appearances (1989, 1992, 1994, 1995, 1997, 1998, 1999, 2000, 2001, 2002, 2003)
- Three-Time ODAC Coach of the Year (1995, 1999, 2000)
- Three-Time South Region Coach of the Year (1995, 1999, 2000)
- Three-Time VaSID Division II-III Coach of the Year (1997, 1999, 2000)



Coaching Staff

commitment to his players' success in the classroom. In 1999, one of his charges, Jack Jirak, was named the ODAC Scholar-Athlete of the Year and was also awarded the Gammon Cup as the top-student-athlete at the college. Two of Shaver's players, David Hobbs (1999) and Russell Turner (1992) earned Academic All-America honors. A number of his players have been named to the Academic All-ODAC squad, including six student-athletes in 1998.

Shaver first led the Tigers to the national postseason in 1988-89, just his third season as the team's head coach. That year, H-SC won the ODAC championship, ending the season with a 21-8 record.

Prior to taking over at Hampden-Sydney for the 1986-87 campaign, Shaver spent 10 years as the head boys' basketball coach at Episcopal High School in Alexandria, Virginia. He was named the Virginia State Private School Coach of the Year in 1986, and was twice picked as the Alexandria Coach of the Year, while winning 73 percent of his games.

A 1976 graduate of North Carolina, Shaver was a guard on the Tar Heel men's basketball team from 1972-75 under head coach Dean Smith. Originally a walk-on, he earned a scholarship his rookie season, when he was awarded the

prestigious Butch Bennett Award, presented to the team's most outstanding freshman.

A native of High Point, North Carolina, Shaver and his wife, Ann, are the parents of three sons: Christopher (22), a senior pitcher on W&M's baseball team, Austin (18) and Jackson (12).



Head coach **Tony Shaver** with wife **Ann** and sons **Christopher, Austin** and **Jackson**.

What They're Saying About Tony Shaver

"Having coached Tony at the University of North Carolina and followed his teams over the years, I have been very proud of his accomplishments. Tony's teams rose to the top of Division III because he instilled in his players the value of hard work. He is very deserving of the chance to build a program at William and Mary. I have great confidence that he will establish an exciting and winning program."

Legendary North Carolina head coach **Dean Smith**, the winningest men's basketball coach in NCAA history

"My son Ryan made an outstanding choice to play for Tony Shaver. Ryan was able to learn, experience success and grow as a person during his time with Coach Shaver. Tony is very passionate about the game and pays great attention to detail. Success will follow him."

South Carolina head coach **Dave Odom**

"My family was impressed with Coach Shaver's long-standing reputation. It was important for us to send our son to play basketball for a program that produces winners on and off the court. Coach Shaver's attentiveness to David as an athlete and as a person was invaluable to David's college experience and to his future."

Kentucky assistant coach **David Hobbs**

"Coach Shaver runs a big-time program. The players learn how to play basketball, develop their individual skills and win. There is little more to ask for anywhere."

Stanford assistant coach and former All-American as a player under Tony Shaver, **Russell Turner**

Quoting Coach Shaver

On his coaching style

"I think you will see a very exciting brand of basketball here next year. We plan to pressure the basketball. I think the key for us is where the pressure point will come, but we will be a press-oriented defensive team and we are going to push the ball up the floor on the offensive end."

"When people come to see us play this year, I hope they will be impressed by a lot of things, but two things in particular. First will be how well our guys play together—each individual participating in the whole and making the whole better. Second, I want people to be impressed with the level of intensity that our players approach the game with. That is very important to me as a coach, and it will become very important to them as players."

On coaching student-athletes at William and Mary

"In my professional career, I have been very fortunate to coach only at top-flight academic institutions, where there are real student-athletes, true student-athletes. William and Mary is certainly a great fit for me, I have no questions about that. I've always enjoyed the pursuit of student-athletes and enjoyed the pursuit of students who can play the game of basketball at a very high level."

On involvement with the community

"Williamsburg is a great place and we want to get the community involved with our basketball team. I want to be involved in the community and I want our players to be involved in the community. We need to be visible, we need to be available and we want to make this place right here [W&M Hall] a building with a lot of atmosphere—a vibrancy when you walk into it."

Coaching Staff



Ted Jeffries

Assistant Coach

Virginia (1993)

First Year at W&M

Ted Jeffries comes to W&M from Coastal Carolina where he was an assistant coach for two years, helping to lead the Chanticleers to a 13-15 record last season, the best for the program since 1993-94. Before beginning his coaching career, he played professionally for eight years in Spain, Poland, Latvia, Germany, Turkey, Portugal and Japan. He was named his team's Most Valuable Player while playing in Bamberg, Germany and was an all-star selection while playing in Ventspils, Latvia.

A 1993 graduate of the University of Virginia with a degree in communications and rhetoric and a minor in sociology, Jeffries started four years at center for the Cavaliers.

In his time at Virginia, he totaled 821 points and 787 rebounds in 129 games, including 127 starts. Jeffries is currently sixth on the Cavaliers' career rebounds list and is 10th at Virginia with 82 career blocked shots. He was named the team's rookie of the year after his freshman season and was picked as the team's most improved player following his sophomore year. In 1993 he was an honorable mention All-Atlantic Coast Conference selection. Jeffries led Virginia in field goal percentage in each of his last three seasons and was the team's leader in rebounds and blocked shots his junior and senior years.



Assistant coach **Ted Jeffries**.



Dee Vick

Assistant Coach

Hampden-Sydney (1994)

First Year at W&M

Dee Vick comes to Williamsburg from the College of Charleston, where he served as an assistant coach last season under Tom Herrion. The Cougars had a record of 25-8 and advanced to the National Invitation Tournament. Before that, Vick served as a special assistant to Dave Odom at the University of South Carolina for the 2001-02 season, when USC went to the championship game of the NIT. Prior to his time with the Gamecocks, Vick was an assistant coach at East Carolina University for two seasons.

Vick played basketball at Hampden-Sydney, graduating in 1994 with a degree in psychology. In his four years as a player under Shaver's tutelage, Vick was a three-year

starter at shooting guard while helping to lead the team to a combined record of 79-31 (.718), which included a pair of Old Dominion Athletic Conference championships and two appearances in the NCAA Division III Sweet 16.

Upon his graduation, Vick joined Shaver's staff and promptly picked up where he left off as a player, helping the Tigers to a record of 118-28 (.808) and four Di-

vision III NCAA Tournament berths. That included a 29-3 campaign in 1999, when Hampden-Sydney made it all the way to the national championship game before losing to Wisconsin-Platteville in double-overtime.

A native of Raleigh, North Carolina, Vick was a standout basketball player at Broughton High School. He and his wife, Krissy, a native of Chesapeake, Virginia, have a pair of daughters – Ellie (3) and Sallie (2). The couple is expecting another child in October.



Dee Vick with wife, **Krissy**, and daughters, **Ellie** and **Sallie**.

Coaching Staff



Joe Wolf

Assistant Coach

North Carolina (1987)

First Year at W&M

Joe Wolf joins the Tribe after a lengthy career in the NBA. The 13th pick in the first round of the 1987 NBA draft by the Los Angeles Clippers, he went on to play in 11 seasons with seven different teams (Clippers, Nuggets, Celtics, Trailblazers, Hornets, Magic and the Bucks) and also played a year in Spain. He ended his NBA career with 2,485 points and 1,933 rebounds in 592 games.

"I am extremely pleased Tony Shaver has hired Joe Wolf to join his staff at William and Mary," said legendary Tar Heel head coach Dean Smith. "I mentioned Joe's availability to Coach Shaver and Tony was excited about having an experienced NBA player as an assistant. Both of them were outstanding student-athletes at the University of North Carolina. I am

confident they will be successful coaching in that historical community. Tony has proven to be an outstanding coach in his previous positions and Joe has always been a student of the game. I know he will do well teaching the game to young players."

Wolf graduated from the University of North Carolina in 1987 with a degree in industrial relations. In his four seasons as a Tar Heel, he played in 128 games, with 1,231 points and 707 rebounds. He ranks 40th in scoring and 20th in field goal percentage (.575) in Tar Heel history. His senior season, Wolf was a team co-captain and was selected to the ACC First Team and ACC All-Tournament team. That year he was also recognized as UNC's Most Outstanding Senior and earned the Carmichael-Cobb

Award as the team's outstanding defensive player and the Jimmie Dempsey Award as the team's overall statistical leader.

Most recently, Wolf was working in real estate in his native Wisconsin. He and his wife, Jill, reside in Williamsburg.




Assistant coach **Joe Wolf** with wife, Jill.



2003-04 William and Mary Coaching Staff

From Left: Assistant Coach Joe Wolf, Head Coach Tony Shaver, Assistant Coach Dee Vick, Assistant Coach Ted Jeffries.

Support Staff



Claudette Canady
Basketball Secretary

Claudette Canady, a former all-district basketball player and MVP at West Point High School in Virginia, has been the secretary for Tribe coaches for 15 years. She is a 1976 graduate of Rappahannock Community College.

Canady comes from an athletic family where both parents played basketball and her father, Charles, also played football at Huntington High School and in the U.S. Army. Her brother "Duke" Thorpe played pro basketball overseas after an outstanding career at Virginia Tech. Her sister, Lisa, also had a fine basketball career at West Point. The tradition continued as Canady's daughter, Leslie, and nephew, Andre, graduates of the University of Richmond and Bridgewater College, respectively, both played basketball, while Andre also played football and ran track.

Canady enjoys traveling with the basketball team, especially her two trips with the Tribe to Hawaii in 1991 and 1999. Her duties also include assisting Steve Cole with the sports medicine program. Outside of basketball, she is the clerk and secretary of her church and sings in the church choirs.



Jon Thompson
Athletics Trainer

Jon Thompson enters his third year at the College of William and Mary as a senior assistant athletic trainer. Thompson oversees the needs and medical services for Tribe's men's basketball, as well as W&M's women's distance runners, and he also

assists with the football team.

Thompson, a graduate of Rowan University in Glassboro, New Jersey, earned a degree in athletic training in 1999. He joined the W&M sports medicine staff in September, 2001 after earning his master's degree in athletic training from the University of Oregon. He also was an affiliated clinical instructor for Oregon State University.

While in Eugene, Thompson worked as an athletic trainer at the International Institute for Sport and Human Performance, where he worked with several current and former Olympic athletes from around the world, while also serving as the head athletic trainer at South Albany High School.

In his free time, Thompson, a fan of all Philadelphia area sports teams, enjoys golf, outdoor sports and working out.



John Sauer
Strength and Conditioning Coach

Strength and conditioning coach John Sauer is starting his 15th season with W&M athletes and the results speak for themselves. At least one Tribe student-athlete has garnered All-America

Strength honors in 13 of the past 14 seasons.

In 1995, Sauer designed the Joseph W. Montgomery Strength Training Center located in the lower level of William and Mary Hall. This 5,000-square foot facility contains 14,000 pounds of free weights, 6,000 pounds of dumbbells and 4,000 pounds of rubber bumper plates. In addition it has 14 custom built olympic platforms, 14 multi-purpose power racks, a fully equipped plyometric area and also a wide variety of selectorized machines.

Sauer came to William and Mary from Clemson where he was an assistant strength and conditioning coach. At Clemson, he assisted in the development, coordination and implementation of strength and conditioning programs for more than 450 varsity athletes. Before Clemson, Sauer held assistant coaching positions at the University of Utah in Salt Lake City and at Southern Methodist University in Dallas.

He earned his Bachelor of Science degree in health and physical education from the University of Montana in 1984. In 1985 he received his master's in health and physical education from Delta State University, where he was the head coach of strength and condition-

ing in charge of all varsity sports.

Sauer is a member of the National Strength and Conditioning Association (NSCA), International Sports Science Association, U.S. Weightlifting Federation (USWA) and is a Certified Strength and Conditioning Specialist (CSCA).

He has achieved Level I Club Coach certification from the USWF and Level I Coaches certification from the USA Track and Field Association.



Strength and conditioning coach **John Sauer** with 2003 graduate Sherman Rivers.



Malea Drummond
Team Manager

2003-04 Tribe




#13 Zeb Cope

Senior • Forward • 6-8 • 245

Hopkins, SC

Hammond School



Junior Season (2002-03)

Played all 28 games with 12 starts ... Scored 101 points and is second among all returning players with 93 rebounds ... Led or tied for the team lead in rebounds five times ... Tied for the team lead with seven rebounds and scored a season-high 11 points at Fordham (Nov. 22) ... Set or tied career highs in rebounds (12), assists (3) and minutes played (32) while scoring

seven points against Morgan State (Dec. 22) ... Seven points and four rebounds in 15 minutes at Towson (Feb. 12) ... Six points and six rebounds against Old Dominion (Feb. 5) ... Nine points on 4-4 shooting and 11 rebounds in 20 minutes at Old Dominion (Jan. 11).

Sophomore Season (2001-02)

Played in all 29 games with 10 starts ... Scored 130 points and was second on the team with 106 rebounds ... Eight points, five rebounds and two assists at Texas Tech (Nov. 16) ... Eight points and eight rebounds in first start of the season at Charleston Southern (Nov. 24) ... Doubled his previous career high with 16 points on 7-7 shooting at No. 6 Maryland (Dec. 27) ... 14 points and seven rebounds at Hofstra (Jan. 19).

High School Career

Two-year letterwinner for coach Jimmy Braddock at the Hammond School ... Averaged 23.5 points and 13.5 rebounds as a senior ... Averaged 17 points and 11 rebounds as a junior for Hammond's state championship squad ... Three-time all-region and all-state selection ... Region and state Class AA/SC/SAA Player of the Year senior season.



Freshman Season (2001-02)

Saw action in 23 games in his first season, including starts against East Carolina (Jan. 3) and Fordham (Jan. 6) ... Scored 50 points and had 45 rebounds ... Shot an impressive .759 from the free throw line (22-29) ... Went 4-for-4 from the line three times ... Best game of the season was an eight-point, eight-rebound performance at James Madison (Feb. 21).

Personal

Full name is Zebulun Shomari Cope ... Son of Demetrius and Diana Cope ... Born February 17, 1982 in Fort Hood, Texas ... Enjoys listening to music, reading and writing ... Majoring in psychology ... Future plans include becoming a doctor.

Cope's Career Statistics

Season	G-GS	Min-Avg	FG-A	Pct	3FG-A	Pct	FT-A	Pct	OR-DR	Reb-Avg	PF-FO	A	TO	Blk	St	Pts-Avg
2000-01	23-2	184-8.0	14-41	.341	0-1	.000	22-29	.759	15-30	45-2.0	26-0	5	11	2	3	50-2.2
2001-02	29-10	405-14.0	49-113	.434	1-2	.500	31-55	.564	42-64	106-3.7	54-0	17	36	1	5	130-4.5
2002-03	28-12	383-13.7	40-97	.412	0-1	.000	21-34	.618	30-63	93-3.3	42-0	24	29	2	10	101-3.6
Career	80-24	972-12.2	103-251	.410	1-4	.250	74-118	.627	87-157	244-3.1	122-0	46	76	5	18	281-3.5

Cope's CAA Statistics

Season	G-GS	Min-Avg	FG-A	Pct	3FG-A	Pct	FT-A	Pct	OR-DR	Reb-Avg	PF-FO	A	TO	Blk	St	Pts-Avg
2000-01	13-1	112-8.6	9-27	.333	0-1	.000	10-11	.909	11-16	27-2.1	14-0	2	6	1	2	28-2.2
2001-02	18-7	254-14.1	22-65	.338	0-0	.000	22-34	.647	22-33	55-3.1	35-0	12	21	1	3	66-3.7
2002-03	18-7	217-12.1	22-55	.400	0-1	.000	14-19	.737	16-32	48-2.7	18-0	13	15	0	6	58-3.2
Career	49-15	583-11.9	53-147	.361	0-2	.000	46-64	.719	49-81	130-2.7	67-0	27	42	2	11	152-3.1

2003-04 Tribe



Cope's Career Highs

Points	16 at Maryland (12/27/01)
Field Goals	7 at Maryland (12/27/01)
Field Goal Attempts	11 at Hofstra (1/19/02)
Three-Point Field Goals	1 at High Point (11/20/01)
Three-Point Field Goal Attempts	1, four times, most recent at UNC Wilmington (3/3/03)
Free Throws	4, five times, most recent VA Commonwealth (1/18/03)
Free Throw Attempts	6, Morgan State (12/22/02) 6 at Hofstra (1/19/02)
Rebounds	12, Morgan State (12/22/02)
Assists	3, three times, most recent Towson (1/5/03)
Steals	2 at Campbell (12/30/02)
Blocks	1, five times, most recent Morgan State (12/22/02)
Minutes	32, Morgan State (12/22/02)

Cope's 2002-03 Game-by-Game Statistics (Junior)

Date	Opponent	Min	FG-A	Pct	3FG-A	Pct	FT-A	Pct	O-D	Tot	PF	A	TO	B	S	Pts
N22	• Fordham	15	4-8	.500	0-0	.000	3-4	.750	4-3	7	4	1	1	0	0	11
N24	• Radford	19	2-5	.400	0-0	.000	1-2	.500	0-3	3	0	2	0	1	0	5
N26	Liberty	14	1-3	.333	0-0	.000	0-0	.000	1-2	3	2	1	1	0	1	2
N30	East Carolina	14	2-3	.667	0-0	.000	0-0	.000	2-4	6	3	2	3	0	0	4
D7	VA Tech	9	1-2	.500	0-0	.000	0-0	.000	0-2	2	0	1	0	0	0	2
D22	• Morgan State	32	2-6	.333	0-0	.000	3-6	.500	3-9	12	3	3	1	1	0	7
D30	• Campbell	25	3-5	.600	0-0	.000	0-0	.000	1-2	3	4	1	2	0	2	6
J2	• Char. Southern	14	1-5	.200	0-0	.000	0-2	.000	1-1	2	1	0	0	0	0	2
J4	• Towson	16	3-5	.600	0-0	.000	0-0	.000	2-1	3	3	3	1	0	1	6
J8	• Delaware	11	2-4	.500	0-0	.000	0-0	.000	1-1	2	2	1	1	0	0	4
J11	• Old Dominion	20	4-4	1.000	0-0	.000	1-2	.500	1-10	11	2	2	2	0	0	9
J15	• Drexel	17	3-7	.429	0-0	.000	0-0	.000	1-3	4	0	1	4	0	0	6
J18	• VA Comm.	17	0-1	.000	0-0	.000	4-4	1.000	0-3	3	0	0	0	0	0	4
J22	• Hofstra	9	3-3	1.000	0-0	.000	0-0	.000	0-0	0	0	0	3	0	1	6
J25	George Mason	12	0-3	.000	0-0	.000	0-0	.000	0-2	2	2	0	0	0	1	0
J29	James Madison	12	1-3	.333	0-0	.000	0-0	.000	1-1	2	1	2	0	0	0	2
F1	Delaware	7	1-4	.250	0-0	.000	2-2	1.000	0-0	0	0	0	0	0	0	4
F3	Hampton	12	2-4	.500	0-0	.000	0-1	.000	2-2	4	4	0	4	0	1	4
F5	Old Dominion	17	2-4	.500	0-0	.000	2-2	1.000	2-4	6	2	1	0	0	1	6
F8	• Hofstra	16	1-3	.333	0-0	.000	1-2	.500	5-1	6	1	0	1	0	1	3
F12	Towson	15	2-4	.500	0-0	.000	3-5	.600	2-2	4	1	0	0	0	1	7
F15	George Mason	13	0-2	.000	0-0	.000	0-0	.000	1-1	2	1	0	1	0	0	0
F19	VA Commonwealth	14	0-3	.000	0-0	.000	0-0	.000	0-1	1	1	0	2	0	0	0
F22	Drexel	6	0-2	.000	0-0	.000	0-0	.000	0-1	1	0	1	0	0	0	0
F24	UNC Wilmington	1	0-2	.000	0-0	.000	0-0	.000	0-0	0	0	1	0	0	0	0
M1	James Madison	7	0-0	.000	0-0	.000	1-2	.500	0-1	1	1	0	0	0	0	1
M3	UNC Wilmington	17	0-1	.000	0-1	.000	0-0	.000	0-0	0	1	1	0	0	0	0
M7	Hofstra (CAA)	12	0-1	.000	0-0	.000	0-0	.000	0-3	3	3	0	2	0	0	0

Cope's 2001-02 Game-by-Game Statistics (Sophomore)


Date	Opponent	Min	FG-A	Pct	3FG-A	Pct	FT-A	Pct	O-D	Tot	PF	A	TO	B	S	Pts
N16	Texas Tech	17	4-8	.500	0-0	.000	0-2	.000	2-3	5	1	2	2	0	0	8
N17	Northern Iowa	8	2-3	.667	0-0	.000	0-2	.000	2-2	4	0	0	1	0	0	4
N20	High Point	9	1-2	.500	1-1	1.000	0-2	.000	0-1	1	1	0	0	0	0	3
N24	• Char. Southern	25	4-8	.500	0-0	.000	0-0	.000	3-5	8	2	0	2	0	1	8
N26	• The Citadel	13	0-4	.000	0-1	.000	0-0	.000	0-5	5	1	0	1	0	0	0
N28	Wash. & Lee	12	1-3	.333	0-0	.000	2-3	.667	4-1	5	2	0	4	0	0	4
N30	Purdue	7	0-0	.000	0-0	.000	0-0	.000	0-3	3	1	1	2	0	0	0
D2	Akron	16	2-4	.500	0-0	.000	1-2	.500	2-4	6	2	1	1	0	1	5
D27	Maryland	13	7-7	1.000	0-0	.000	2-3	.667	2-2	4	4	0	1	0	0	16
J3	George Mason	17	2-3	.667	0-0	.000	2-4	.500	1-5	6	4	1	1	0	0	6
J5	Delaware	17	1-5	.200	0-0	.000	2-4	.500	2-5	7	2	1	0	0	0	4
J7	Drexel	11	1-4	.250	0-0	.000	0-0	.000	0-1	1	1	0	1	0	0	2
J12	VA Commonwealth	8	1-2	.500	0-0	.000	0-1	.000	0-1	1	3	0	2	0	0	2
J16	UNC Wilmington	9	1-2	.500	0-0	.000	0-0	.000	0-2	2	1	0	1	0	0	2
J19	• Hofstra	22	5-11	.455	0-0	.000	4-6	.667	4-3	7	2	2	2	0	0	14
J23	• James Madison	21	2-5	.400	0-0	.000	3-4	.750	3-3	6	2	1	2	0	0	7
J26	• Old Dominion	24	1-5	.200	0-0	.000	3-4	.750	2-2	4	2	1	4	0	0	5
J30	• Drexel	11	0-2	.000	0-0	.000	2-2	1.000	0-1	1	2	0	3	0	0	2
F2	• Towson	16	1-5	.200	0-0	.000	0-0	.000	2-1	3	1	0	0	1	0	2
F4	• James Madison	19	1-4	.250	0-0	.000	2-2	1.000	0-1	1	3	0	1	0	0	4
F6	• Hampton	20	4-6	.667	0-0	.000	2-4	.500	2-4	6	2	0	0	0	0	10
F9	• Towson	6	1-2	.500	0-0	.000	0-0	.000	2-1	3	0	0	1	0	1	2
F13	UNC Wilmington	10	1-3	.333	0-0	.000	1-1	1.000	1-1	2	1	1	0	0	0	3
F16	Hofstra	8	0-2	.000	0-0	.000	0-0	.000	0-0	0	1	1	1	0	0	0
F18	George Mason	4	0-0	.000	0-0	.000	0-0	.000	0-0	0	3	1	0	0	0	0
F20	Delaware	17	2-3	.667	0-0	.000	0-0	.000	1-3	4	3	3	0	0	1	4
F23	Old Dominion	12	0-1	.000	0-0	.000	2-4	.500	1-0	1	1	0	1	0	0	2
F25	VA Commonwealth	22	2-6	.333	0-0	.000	1-2	.500	3-3	6	3	0	1	0	1	5
M1	JMU (CAA)	11	2-3	.667	0-0	.000	2-3	.667	3-1	4	3	1	1	0	0	6

Cope's 2000-01 Game-by-Game Statistics (Freshman)

Date	Opponent	Min	FG-A	Pct	3FG-A	Pct	FT-A	Pct	O-D	Tot	PF	A	TO	B	S	Pts
N17	High Point	7	1-2	.500	0-0	.000	1-2	.500	0-3	3	2	0	0	0	0	3
N20	Virginia Tech	2	0-0	.000	0-0	.000	0-0	.000	0-1	1	0	0	0	0	0	0
N25	Winthrop	11	0-0	.000	0-0	.000	0-0	.000	0-3	3	0	1	0	0	0	0
N29	Wofford	11	0-3	.000	0-0	.000	2-2	1.000	0-4	4	1	0	2	0	0	2
D2	The Citadel	2	0-0	.000	0-0	.000	0-0	.000	0-0	0	2	0	1	0	0	0
D6	UNC Wilmington															
D9	American	4	0-0	.000	0-0	.000	0-0	.000	0-0	0	1	0	0	0	0	0
D22	Navy	7	1-1	1.000	0-0	.000	1-2	.500	2-0	2	2	1	1	1	1	3
D29	New Mexico	9	1-3	.333	0-0	.000	4-4	1.000	1-1	2	1	0	0	0	0	6
D30	Davidson	8	1-2	.500	0-0	.000	1-3	.333	1-0	1	2	1	0	0	0	3
J3	• East Carolina	21	3-5	.600	0-0	.000	1-2	.500	0-3	3	2	1	0	0	0	7
J6	• Fordham	11	1-3	.333	0-0	.000	3-4	.750	0-1	1	2	0	1	0	0	5
J10	Old Dominion	3	0-1	.000	0-0	.000	0-0	.000	0-0	0	0	0	1	0	0	0
J13	VA Commonwealth	3	0-0	.000	0-0	.000	0-0	.000	0-0	0	3	0	0	0	0	0
J15	Hampton															
J17	George Mason	16	0-2	.000	0-0	.000	0-0	.000	0-1	1	2	0	0	0	0	0
J20	Richmond															
J24	James Madison	2	0-1	.000	0-0	.000	0-0	.000	0-0	0	0	0	0	0	1	0
J27	UNC Wilmington	7	1-2	.500	0-1	.000	0-0	.000	0-2	2	2	0	0	0	0	2
J31	American	2	0-0	.000	0-0	.000	0-0	.000	0-0	0	2	0	0	0	0	0
F3	Richmond															
F8	VA Commonwealth	2	0-1	.000	0-0	.000	0-0	.000	0-0	0	0	0	0	0	1	0
F10	George Mason	14	2-3	.667	0-0	.000	0-0	.000	2-4	6	0	0	2	0	0	4
F12	Campbell															
F17	Old Dominion	4	0-1	.000	0-0	.000	4-4	1.000	1-2	3	1	0	0	0	0	4
F21	James Madison	22	2-5	.400	0-0	.000	4-4	1.000	5-3	8	0	1	1	1	0	8
F24	East Carolina	12	1-6	.167	0-0	.000	1-1	1.000	3-1	4	1	0	2	0	0	3
M3	ODU (CAA)	4	0-0	.000	0-0	.000	0-1	.000	0-1	1	0	0	0	0	0	0

• Game started

2003-04 Tribe




#34 Adam Hess

Senior • Forward • 6-7 • 220

Grosse Pointe, MI

Grosse Pointe South



Scored the 1,000th point of his career when he scored a team-high 17 points at UNC Wilmington (March 3, 2003) ... Currently has 1,019 points in his college career and 773 in just one-and-a-half seasons at W&M ... Averaging 16.4 points and 5.7 rebounds per game in his W&M career ... Ranks 10th in W&M history with 87 three-point field goals and 258 attempts ... His .800 career free throw percentage for the Tribe is seventh-best in school history ... Picked as a 2003-04 Preseason First Team All-CAA honoree by the league's coaches.

Junior Season (2002-03)

Enjoyed a breakout season in which he finished second in the CAA and 39th in the nation in scoring (20.1 ppg) ... It was the first time a W&M player averaged 20 or more points in a season since 1985 ... Second team Academic All-American and first team Academic All-District III ... First team NABC All-District 4 ... Virginia Sports Information Directors Division I Player of the Year ... *Richmond Times-Dispatch* first team all-state ... Became just the second player in school history to earn first team All-Colonial Athletic Association honors ... CAA Men's Basketball Scholar-Athlete of the Year ... CAA All-Academic team ... Twice named the CAA

Player of the Week (Jan. 6 and Feb. 10) ... One of three Tribe players to start all 28 games ... Led the team in points (564), rebounds (177), field goal percentage (.467) and free throw percentage (.844) ... Also finished first on the team in points (20.1) and rebounds (6.3) per game ... Ended the season in the top-15 in the CAA in scoring (2nd), field goal percentage (7th), free throw percentage (3rd), rebounding (11th), three-point field goal percentage (8th), three-point field goals per game (3rd), offensive rebounds (8th) and defensive rebounds (14th) ... Scored at least 30 points in a game five times, a school record, and also had two more games in which he scored 29 points ... Broke the W&M record for three-point field goals attempted with 183 ... Also finished in the top-10 in school history in points (564, eighth), points per game (20.1, 10th), three-point field goals (68, second), three-point field goals per game (2.43, third), free throw percentage (.844, eighth) and offensive rebounds (75, eighth) ... Led or tied for the team lead in points 22 times and in rebounds nine times ... Set a career-high with 35 points, including 21 straight for W&M in the second half, at Hampton (Feb. 3) ... Tied that performance with 35 points at Virginia Commonwealth (Feb.

19) ... Scored 34 points at home against VCU (Jan. 18), while shooting 12-12 from the free throw line, the fifth-best single-game performance from the line in school history ... First career 30-point game was Dec. 30 at Campbell, when he scored 31 points on just 14 field goal attempts ... Became the first W&M player since 1966-67 to score 30 in consecutive games with 33 against Charleston Southern (Jan. 2) ... Career-high 14 rebounds vs. Hofstra (Jan. 22).

Sophomore Season (2001-02)

CAA All-Academic team selection ... Second on the team with 11.5 points and 4.7 rebounds per game ... Sat out first eight

Hess' Career Statistics

Season	G-GS	Min-Avg	FG-A	Pct	3FG-A	Pct	FT-A	Pct	OR-DR	Reb-Avg	PF-FO	A	TO	Blk	St	Pts-Avg
*1999-00	26-24	574-22.1	86-213	.404	32-95	.337	42-54	.778	53-50	103-4.0	72-3	42	45	4	19	246-9.5
2001-02	19-16	511-26.9	72-191	.377	19-75	.253	46-65	.708	34-55	89-4.7	52-2	39	42	2	10	209-11.0
2002-03	28-28	1007-36.0	191-409	.467	68-183	.372	114-135	.844	75-102	177-6.3	56-2	64	61	3	27	564-20.1
W&M	47-44	1518-32.3	263-600	.438	87-258	.337	160-200	.800	109-157	266-5.7	108-4	103	103	5	37	773-16.4
Career	73-68	2092-28.7	349-813	.429	119-353	.337	202-254	.795	162-207	369-5.1	180-7	147	148	9	56	1019-14.0

Hess' CAA Statistics

Season	G-GS	Min-Avg	FG-A	Pct	3FG-A	Pct	FT-A	Pct	OR-DR	Reb-Avg	PF-FO	A	TO	Blk	St	Pts-Avg
2001-02	16-13	408-25.5	48-144	.333	12-51	.235	38-52	.731	30-44	74-4.6	42-2	33	33	2	10	146-9.1
2002-03	18-18	642-35.7	116-264	.439	39-122	.320	66-80	.825	39-63	102-5.7	33-1	44	41	3	21	337-18.7
Career	34-31	1050-30.9	164-408	.402	51-173	.295	104-132	.788	69-107	176-5.2	75-3	77	74	5	32	483-14.2

*Hess was at Eastern Michigan for the 1999-2000 season.

2003-04 Tribe

Hess in the W&M Record Book

Single-Season (all set in 2003)

Scoring	8th	564
Scoring Average	10th	20.1
Field Goals	15th	191
Field Goal Attempts	16th	409
Three-Point Field Goals	2nd	68
Three-Point FG Attempts	1st	183
Three-Point FG Per Game	3rd	2.43
Three-Point FG Percentage	12th372
Free Throw Percentage	7th844
Minutes Played	2nd	1007
Minutes Per Game	4th	36.0
Offensive Rebounds	8th	75

Career

Three-Point Field Goals	10th	87
Three-Point FG Attempts	10th	258
Three-Point FG Percentatge	11th337
Free Throw Percentage	7th800
Offensive Rebounds	19th	109

Career Honors

2002-03	Academic All-America Second Team
	NABC All-District 4 First Team
	Academic All-District III
	VaSID Division I Player of the Year
	<i>Richmond Times-Dispatch</i> All-State First Team
	CAA First Team
	CAA Men's Basketball Scholar-Athlete of the Year
	CAA All-Academic Team
	CAA Player of the Week (Jan. 6, Feb. 10)
2001-02	CAA All-Academic Team

champion Maryland (Dec. 27) with a game-high 21 points to go with five rebounds and two assists ... Season-high 23 points in each of his last two games (at VCU, Feb. 25 and vs. JMU, March 1) ... Recorded his first career double-double at VCU (23 points, 15 rebounds) ... Led team in scoring in eight of his 19 games.

2000-01 Season


Sat out the season after transferring to William and Mary ... Played with a college all-star team coached by St. John's Mike Jarvis in Greece in summer of 2000 alongside the likes of Arizona's Jason Gardner and Michigan State's Aloysius Anagonye.

Freshman Season (1999-00 at Eastern Michigan)

Played in 26 games with 24 starts ... Finished fourth on the team in scoring, averaging 9.5 points a game ... Third in three-point field goals with 32 ... Led the team in free throw percentage (.778, 42-of-54) ... Scored in double figures in 15 games ... Season-high 17 points against Hillsdale (Nov. 29).

High School Career

Three-time letterwinner ... Two-time team MVP ... School's all-time leading scorer (1,110 points) and rebounder (468) ... Second team Class A All-State and all-metro by the *Detroit Free Press* and the *Detroit News* as a senior ... Class A all-state by the Associated Press ... Academic All-State



team ... Averaged 23 points, nine rebounds and 4.8 assists as a senior.

Personal

Full name is Adam Scott Hess ... Son of Doug and Kathy Hess ... Born April 4, 1981 in Detroit, Michigan ... Father played basketball at Toledo and later professionally in Italy and Belgium ... Finance major.

games after transferring to W&M ... Also missed two full games and most of a third due to injury ... Opened his W&M career at sixth-ranked and eventual national



2003-04 Tribe



Hess' Career Highs

Points	35 at VA Commonwealth (2/19/03)
	35 at Hampton (2/3/03)
Field Goals	12 at Hampton (2/3/03)
Field Goal Attempts	23 at VA Commonwealth (2/19/03)
Three-Point Field Goals	7 at Hampton (2/3/03)
Three-Point Field Goal Attempts	14 at VCU (2/19/03)
Free Throws	12, VA Commonwealth (1/18/03)
Free Throw Attempts	12, VA Commonwealth (1/18/03)
Rebounds	15 at VA Commonwealth (2/25/02)
Assists	6, three times, most recent at Towson (2/12/03)
Steals	3, three times, most recent at VA Commonwealth (2/19/03)
Blocks	2 vs. Loyola (12/3/99)*
Minutes	48, VA Commonwealth (1/18/03)

Hess' 2002-03 Game-by-Game Statistics (Junior)

Date	Opponent	Min	FG-A	Pct	3FG-A	Pct	FT-A	Pct	O-D	Tot	PF	A	TO	B	S	Pts
N22	• Fordham	40	7-15	.467	3-6	.500	7-8	.875	1-5	6	2	3	4	0	2	24
N24	• Radford	33	8-14	.571	2-6	.333	1-2	.500	6-7	13	1	2	0	0	0	19
N26	• Liberty	38	6-10	.600	3-4	.750	4-4	1.000	7-2	9	5	0	0	0	1	19
N30	• East Carolina	33	4-12	.333	1-3	.333	6-6	1.000	3-1	4	2	2	2	0	1	15
D7	• Virginia Tech	37	5-19	.263	1-7	.143	2-2	1.000	8-4	12	2	3	3	0	0	13
D22	• Morgan State	38	8-15	.533	2-5	.400	2-2	.625	4-4	8	1	6	3	0	0	23
D30	• Campbell	37	11-14	.786	4-5	.800	5-6	.833	1-2	3	2	1	2	0	2	31
J2	• Char. Southern	37	10-15	.667	4-8	.500	9-9	1.000	1-10	11	1	1	2	0	0	33
J4	• Towson	23	7-11	.636	2-5	.400	1-2	.500	1-3	4	2	1	1	0	2	17
J8	• Delaware	39	7-19	.368	1-5	.200	6-6	1.000	4-2	6	2	2	2	0	1	21
J11	• Old Dominion	38	8-19	.421	2-7	.286	1-2	.500	6-0	6	0	3	0	0	0	19
J15	• Drexel	34	5-10	.500	1-3	.333	3-3	1.000	0-3	3	2	4	4	0	0	14
J18	• VA Commonwealth	48	11-18	.611	0-4	.000	12-12	1.000	2-4	6	1	6	1	0	1	34
J22	• Hofstra	40	3-13	.231	1-7	.143	2-3	.667	5-9	14	4	5	6	0	1	9
J25	• George Mason	36	8-14	.571	1-6	.167	0-0	.000	1-4	5	4	2	6	0	2	17
J29	• James Madison	40	9-21	.429	5-10	.500	0-0	.000	2-2	4	0	2	0	0	1	23
F1	• Delaware	25	2-7	.286	0-2	.000	0-0	.000	3-1	4	1	1	3	0	0	4
F3	• Hampton	34	12-19	.632	7-10	.700	4-4	1.000	1-2	3	4	1	1	0	0	35
F5	• Old Dominion	37	9-19	.474	3-8	.375	2-3	.667	2-4	6	0	3	0	0	1	23
F8	• Hofstra	39	11-22	.500	4-10	.400	3-4	.750	2-3	5	1	2	2	1	2	29
F12	• Towson	36	4-14	.286	3-7	.429	4-7	.571	3-1	4	2	6	3	0	2	15
F15	• George Mason	39	6-15	.400	4-11	.364	0-1	.000	2-5	7	2	3	4	0	3	16
F19	• VA Commonwealth	39	10-23	.435	5-14	.357	10-11	.909	3-5	8	1	3	1	0	3	35
F22	• Drexel	37	3-12	.250	2-8	.250	7-8	.875	0-5	5	3	0	1	0	1	15
F24	• UNC Wilmington	20	0-4	.000	0-2	.000	0-0	.000	0-2	2	2	0	2	1	0	0
M1	• James Madison	40	9-15	.600	3-8	.375	8-9	.889	2-6	8	1	1	1	1	1	29
M3	• UNC Wilmington	32	4-8	.500	2-5	.400	7-9	.778	1-4	5	5	0	4	0	0	17
M7	• Hofstra (CAA)	38	4-12	.333	2-7	.286	5-6	.833	4-2	6	3	1	3	0	0	15


Hess' 2001-02 Game-by-Game Statistics (Sophomore)

Date	Opponent	Min	FG-A	Pct	3FG-A	Pct	FT-A	Pct	O-D	Tot	PF	A	TO	B	S	Pts
N16	Texas Tech															
N17	Northern Iowa															
N20	High Point															
N24	Char. Southern															
N26	The Citadel															
N28	Wash. & Lee															
N30	Purdue															
D2	Akron															
D27	• Maryland	36	9-19	.474	2-10	.200	1-2	.500	3-2	5	3	2	2	0	0	21
J3	• George Mason	26	3-10	.300	1-4	.250	2-3	.667	3-3	6	5	2	1	0	0	9
J5	• Delaware	19	3-9	.333	0-1	.000	2-4	.500	2-0	2	2	2	1	1	0	8
J7	Drexel															
J12	VA Commonwealth															
J16	UNC Wilmington	12	1-5	.200	0-3	.000	0-0	.000	0-1	1	1	3	0	0	0	2
J19	Hofstra	12	0-5	.000	0-2	.000	1-2	.500	2-1	3	2	0	4	0	2	1
J23	James Madison	27	4-10	.400	2-4	.500	5-6	.833	3-2	5	4	5	3	0	1	15
J26	• Old Dominion	29	3-11	.273	1-6	.167	6-8	.750	4-3	7	5	0	2	0	0	13
J30	• Drexel	24	2-8	.250	0-1	.000	0-0	.000	2-2	4	2	2	1	0	0	4
F2	• Towson	31	7-12	.583	1-5	.200	2-2	1.000	2-1	3	0	1	2	0	1	17
F4	• James Madison	31	2-6	.333	1-3	.333	5-8	.625	0-0	2	1	3	0	0	0	10
F6	• Hampton	29	7-12	.583	3-8	.375	2-2	1.000	0-3	3	3	6	0	0	0	19
F9	• Towson	26	1-7	.143	1-5	.200	0-0	.000	1-3	4	1	2	3	0	1	3
F13	• UNC Wilmington	32	3-10	.300	1-3	.333	0-0	.000	3-9	12	3	4	3	0	1	7
F16	• Hofstra	29	4-9	.444	2-3	.667	5-6	.833	0-4	3	3	2	1	0	1	15
F18	• George Mason	34	3-9	.333	0-3	.000	0-1	.000	0-2	2	2	4	1	0	2	6
F20	• Delaware	20	4-7	.571	2-3	.667	1-1	1.000	2-2	4	5	0	4	0	0	11
F23	• Old Dominion	16	1-7	.143	0-3	.000	0-0	.000	1-1	2	4	0	2	0	1	2
F25	• VA Commonwealth	40	7-19	.368	0-2	.000	9-11	.818	5-10	15	2	4	1	0	1	23
M1	• JMU (CAA)	38	8-16	.500	2-6	.333	5-9	.556	1-6	7	4	1	1	0	0	23

Hess' 1999-00 Game-by-Game Statistics (Freshman at Eastern Michigan)

Date	Opp	Min	FG-A	Pct	3FG-A	Pct	FT-A	Pct	O-D	Tot	PF	A	TO	B	S	Pts
N20	• Northwood	22	3-9	.333	0-3	.000	4-4	1.000	5-0	5	3	0	6	0	0	10
N22	• Hampton	14	3-6	.500	2-4	.500	0-0	.000	1-2	3	5	0	2	0	1	8
N27	• Chicago State	23	4-12	.333	3-7	.429	0-0	.000	2-2	4	2	1	2	0	0	11
N29	• Hillsdale	31	7-11	.636	3-5	.600	0-0	.000	3-3	6	4	2	0	0	2	17
D3	• Loyola	24	4-10	.400	3-5	.600	1-3	.333	2-4	6	4	0	2	2	3	12
D4	• Michigan State	25	1-7	.143	0-5	.000	4-6	.667	1-2	3	3	1	2	0	2	6
D8	• Ohio	27	4-11	.364	3-6	.500	0-0	.000	2-0	2	1	1	2	0	0	11
D21	• TCU	20	4-9	.444	0-1	.000	1-1	1.000	1-1	2	5	1	3	0	0	9
D23	• IUPUI	16	1-5	.200	1-3	.333	0-0	.000	0-2	2	0	1	2	0	0	3
D30	• Detroit	31	5-13	.385	4-9	.444	2-2	1.000	4-3	7	4	5	4	0	1	16
J5	• Buffalo	10	1-4	.250	0-2	.000	0-0	.000	1-2	3	1	2	0	0	2	2
J8	Ball State															
J12	Kent															
J15	Marshall	18	1-8	.125	0-6	.000	0-2	.000	1-0	1	3	3	5	0	1	2
J17	• Miami	12	0-3	.000	0-3	.000	0-0	.000	0-0	0	2	2	0	0	0	0
J19	• Akron	22	1-6	.167	0-3	.000	4-4	1.000	0-3	3	3	0	1	0	1	6
J22	• Toledo	27	6-8	.750	1-2	.500	3-4	.750	3-3	6	0	0	0	0	0	16
J16	• Central Michigan	18	3-8	.375	1-3	.333	5-6	.833	4-1	5	3	3	0	0	0	12
J29	• Northern Illinois	24	3-6	.500	1-1	1.000	4-6	.667	2-2	4	4	1	1	0	0	11
F1	• Western Michigan	27	4-9	.444	1-3	.333	3-4	.750	4-3	7	3	1	3	0	0	12
F5	• Ball State	23	4-12	.333	0-5	.000	0-0	.000	4-2	6	5	1	1	0	1	8
F9	• Kent	27	4-8	.500	2-3	.667	0-0	.000	2-2	4	2	1	1	0	0	10
F12	• Toledo	26	3-9	.333	2-3	.667	5-6	.833	4-3	7	4	5	2	0	0	13
F14	• Central Michigan	17	4-6	.667	1-2	.500	0-0	.000	0-2	2	4	4	1	1	0	9
F19	• Bowling Green	19	5-6	.833	1-2	.500	2-2	1.000	2-2	4	3	0	2	0	2	13
F21	• Western Michigan	19	6-11	.545	0-2	.000	0-0	.000	0-2	2	3	2	0	0	2	12
F26	• Northern Illinois	24	2-8	.250	1-4	.250	0-0	.000	2-1	3	0	1	2	0	0	5
M1	• Miami (MAC)	28	3-8	.375	2-3	.667	4-4	1.000	3-3	6	1	4	1	1	1	12

*Game started



#10 Nick D'Antoni

Junior • Guard • 6-0 • 185

Myrtle Beach, SC

Socastee



Sophomore Season (2002-03)

Played 21 games, including a start against George Mason (Jan. 25) ... Scored 40 points and had 27 assists ... Season-high nine points (all in the second half) at Delaware (Feb. 1) ... Five points in start at George Mason (Jan. 25) ... Two points and three assists against Hofstra (Jan. 22) ... Four

points on 4-4 shooting from the line against Towson (Jan. 4) ... Five points, six assists and two rebounds in 26 minutes off the bench at Campbell (Dec. 30) ... Five points and two rebounds against Morgan State (Dec. 22) ... Three assists and four points against Fordham (Nov. 22).

Freshman Season (2001-02)

2001-02: CAA All-Rookie team ... Played all 29 games and started 28 ... Led the team with 79 assists, was third with 29 steals and fourth with 201 points ... Scored in double figures six times, including 30 points on 11-16 shooting at The Citadel (Nov. 26) ... Logged 20 or more minutes in all but four games ... Nine points and seven rebounds in first career game (at Texas Tech, Nov. 16) ... 113 three-point attempts is the 18th most in a season.

High School Career

Four-time letterwinner for coach (and father) Dan D'Antoni at Socastee High School ... Starting point guard for four years ... Averaged 22 points, 6.3 rebounds, 6.6 assists and 5.8 steals as a senior ... Socastee's all-time leading scorer ... Gatorade South Carolina Player of the Year ... Two-time all-state selection ... Region Player of the Year.

Personal

Full name is Nicholas Joseph D'Antoni ... Son of Dan D'Antoni and Alice Phillips ... Born December 4, 1981 in Myrtle Beach, South Carolina ... Father played basketball at Marshall and was his high school coach ... Brother, Matt, played basketball at Brown ... Uncle, Mike D'Antoni, played in the NBA for the Sacramento Kings, is an assistant coach with the Phoenix Suns and has been the head coach of Benneton Trevisio in Italy and the Denver Nuggets.



D'Antoni's Career Statistics

Season	G-GS	Min-Avg	FG-A	Pct	3FG-A	Pct	FT-A	Pct	OR-DR	Reb-Avg	PF-FO	A	TO	Blk	St	Pts-Avg
2001-02	29-28	735-25.3	60-182	.330	35-113	.310	46-65	.708	14-50	64-2.2	77-1	79	77	1	29	201-6.9
2002-03	21-1	257-12.2	9-41	.220	3-15	.200	19-28	.679	3-12	15-0.7	28-1	27	24	0	8	40-1.9
Career	50-29	992-19.8	69-223	.309	38-128	.297	65-93	.699	17-62	79-1.6	105-2	106	101	1	37	241-4.8

D'Antoni's CAA Statistics

Season	G-GS	Min-Avg	FG-A	Pct	3FG-A	Pct	FT-A	Pct	OR-DR	Reb-Avg	PF-FO	A	TO	Blk	St	Pts-Avg
2001-02	18-18	418-23.2	30-101	.297	20-65	.308	26-40	.650	10-27	37-2.1	45-0	46	40	1	13	106-5.9
2002-03	14-1	145-10.4	6-22	.273	2-11	.182	10-15	.667	3-7	10-0.7	17-1	15	17	0	6	24-1.7
Career	32-19	563-17-6	36-123	.293	22-76	.289	36-55	.655	13-34	47-1.5	62-1	61	57	1	19	130-4.1

2003-04 Tribe



D'Antoni's 2002-03 Game-by-Game Statistics (Sophomore)

Date	Opponent	Min	FG-A	Pct	3FG-A	Pct	FT-A	Pct	O-D	Tot	PF	A	TO	B	S	Pts
N22	Fordham	25	1-4	.250	0-1	.000	2-3	.667	0-0	0	3	3	1	0	1	4
N24	Radford	19	0-6	.000	0-1	.000	2-3	.667	0-0	0	2	1	1	0	1	2
N26	Liberty						DNP									
N30	East Carolina	4	0-1	.000	0-0	.000	0-0	.000	0-0	0	0	0	0	0	0	0
D7	Virginia Tech						DNP									
D22	Morgan State	11	0-0	.000	0-0	.000	5-6	.833	0-2	2	2	1	0	0	0	5
D30	Campbell	26	2-4	.500	1-1	1.000	0-0	.000	0-2	2	2	6	2	0	0	5
J2	Charleston Southern	12	0-3	.000	0-0	.000	0-0	.000	0-1	1	1	0	2	0	0	0
J4	Towson	19	0-1	.000	0-1	.000	4-4	1.000	1-0	1	0	4	3	0	1	4
J8	Delaware	15	0-1	.000	0-0	.000	1-2	.500	0-0	0	3	1	0	0	0	1
J11	Old Dominion	9	0-0	.000	0-0	.000	0-0	.000	0-2	2	0	1	2	0	0	0
J15	Drexel	8	1-2	.500	0-1	.000	1-2	.500	0-1	1	0	1	2	0	0	3
J18	VA Commonwealth	6	0-0	.000	0-0	.000	0-0	.000	0-1	1	0	1	0	0	1	0
J22	Hofstra	15	1-4	.250	0-1	.000	0-2	.000	1-1	2	4	3	0	0	1	2
J25	• George Mason	25	2-9	.222	1-5	.200	0-0	.000	0-0	0	5	1	4	0	2	5
J29	James Madison	1	0-0	.000	0-0	.000	0-0	.000	0-0	0	0	0	0	0	0	0
F1	Delaware	19	2-3	.667	1-1	1.000	4-4	1.000	1-1	2	1	1	0	0	0	9
F3	Hampton	15	0-1	.000	0-1	.000	0-1	.000	0-0	0	1	1	1	0	0	0
F5	Old Dominion	5	0-1	.000	0-1	.000	0-0	.000	0-0	0	0	0	1	0	0	0
F8	Hofstra						DNP									
F12	Towson						DNP									
F15	George Mason						DNP									
F19	VA Commonwealth	4	0-0	.000	0-0	.000	0-1	.000	0-0	0	0	1	0	0	0	0
F22	Drexel	8	0-1	.000	0-1	.000	0-0	.000	0-0	0	0	1	3	0	1	0
F24	UNC Wilmington						DNP									
M1	James Madison	6	0-0	.000	0-0	.000	0-0	.000	0-1	1	2	0	1	0	0	0
M3	UNC Wilmington	5	0-0	.000	0-0	.000	0-0	.000	0-0	0	2	0	1	0	0	0
M7	Hofstra (CAA)						DNP									


D'Antoni's 2001-02 Game-by-Game Statistics (Freshman)

Date	Opponent	Min	FG-A	Pct	3FG-A	Pct	FT-A	Pct	O-D	Tot	PF	A	TO	B	S	Pts
N16	•Texas Tech	34	3-8	.375	0-1	.000	3-4	.750	2-5	7	2	3	8	0	1	9
N17	•Northern Iowa	27	2-7	.286	1-5	.200	0-0	.000	0-3	3	4	3	4	0	0	5
N20	•High Point	31	2-10	.200	1-7	.143	4-4	1.000	0-1	1	2	4	1	0	1	9
N24	•Char. Southern	25	1-3	.333	1-2	.500	6-8	.750	0-2	2	3	0	2	0	0	9
N26	•The Citadel	39	11-16	.688	6-9	.667	2-2	1.000	1-1	2	3	0	5	0	3	30
N28	•Washington & Lee	18	2-6	.333	1-4	.250	1-2	.500	1-2	3	2	1	1	0	2	6
N30	•Purdue	29	1-5	.200	1-2	.500	0-0	.000	0-1	1	4	5	3	0	1	3
D2	•Akron	34	3-9	.333	2-5	.400	2-2	1.000	0-2	2	5	2	2	0	1	10
D27	•Maryland	31	0-4	.000	0-4	.000	2-2	1.000	0-5	5	2	5	4	0	3	2
J3	•George Mason	12	0-5	.000	0-4	.000	0-2	.000	3-3	6	3	2	2	0	1	0
J5	•Delaware	22	1-4	.250	1-1	1.000	5-6	.833	0-0	0	4	1	1	0	0	8
J7	•Drexel	28	3-9	.333	2-7	.286	0-0	.000	0-1	1	3	3	0	0	1	8
J12	•VA Commonwealth	21	2-4	.500	1-3	.333	5-7	.714	0-2	2	4	4	5	0	0	10
J16	•UNC Wilmington	31	2-5	.400	1-4	.250	0-0	.000	0-4	4	0	7	5	0	0	5
J19	•Hofstra	31	2-9	.222	0-6	.000	5-7	.714	0-1	1	4	4	3	0	2	9
J23	•James Madison	20	3-7	.429	2-5	.400	3-4	.750	0-3	3	3	0	1	0	3	11
J26	•Old Dominion	30	1-6	.167	1-5	.200	0-0	.000	1-2	3	2	4	1	0	0	3
J30	•Drexel	28	1-7	.143	1-6	.167	3-4	.750	1-4	5	4	3	1	0	1	6
F2	•Towson	27	1-3	.333	1-3	.333	0-0	.000	0-3	3	1	5	3	0	3	3
F4	•James Madison	20	2-3	.667	2-2	1.000	2-3	.667	0-1	1	3	1	0	0	0	8
F6	•Hampton	29	1-5	.200	0-3	.000	0-0	.000	0-1	1	1	6	4	0	3	2
F9	•Towson	21	1-3	.333	1-1	1.000	0-0	.000	0-0	0	1	3	3	1	0	3
F13	•UNC Wilmington	25	3-5	.600	2-3	.667	1-3	.333	1-0	1	2	4	7	0	0	9
F16	•Hofstra	10	2-4	.500	1-2	.500	0-0	.000	0-0	0	1	0	4	0	2	5
F18	•George Mason	24	1-4	.250	1-4	.250	1-2	.500	1-1	2	2	2	2	0	0	4
F20	•Delaware	33	4-12	.333	2-4	.500	0-0	.000	1-0	1	4	2	2	0	0	10
F23	•Old Dominion	25	1-8	.125	1-4	.250	1-2	.500	0-2	2	2	1	0	0	0	4
F25	•VA Commonwealth	10	0-3	.000	0-1	.000	0-0	.000	2-2	2	2	0	0	0	0	0
M1	JMU (CAA)	20	4-8	.500	2-6	.333	0-1	.000	0-0	0	4	4	3	0	1	10

•Game started

D'Antoni's Career Highs

Points	30 at The Citadel (11/26/01)
Field Goals	11 at The Citadel (11/26/01)
Field Goal Attempts	16 at The Citadel (11/26/01)
Three-Point Field Goals	6 at The Citadel (11/26/01)
Three-Point Field Goal Att.	9 at The Citadel (11/26/01)
Free Throws	6 at Charleston Southern (11/24/01)
Free Throw Attempts	8 at Charleston Southern (11/24/01)
Rebounds	7 at Texas Tech (11/16/01)
Assists	7, UNC Wilmington (1/16/02)
Steals	3, five times, most recent Hampton (2/6/02)
Blocks	1 at Towson (2/9/02)
Minutes	39 at The Citadel (11/26/01)




#15 Reid Markham

Junior • Guard • 6-3 • 200

Louisville, KY

Trinity



Junior Medical Redshirt Season (2002-03)

Sat out most of the season due to illness and was granted a medical redshirt year by the NCAA ... Started and played in five games early in the year ... Scored 22 points and had 12 rebounds and seven assists in his limited action ... Scored 11 points while shooting 7-8 from the free throw line at Campbell (Dec. 30).

Sophomore Season (2001-02)

Improved immensely from his rookie season ... Played in all 29 games, including 15 starts ... Fifth on the team with 195

points and also had 70 rebounds and 40 assists ... Third on the team with a .416 field goal percentage ... Arguably the team's best player over the first 16 games, averaging 10.1 points, 3.1 rebounds and 1.8 assists ... Scored 23 points on 7-11 shooting from field and 5-5 from the line at Charleston Southern (Nov. 24) ... Shot 7-14 from the floor and 6-6 from the line to score 21 points vs. VCU (Jan. 12) ... Career-high eight rebounds and 14 points at GMU (Jan. 3) ... Led or tied for the team lead in scoring seven times.

Freshman Season (2000-01)

Saw limited action in 13 games ... Scored 25 points on the season ... First collegiate points came against High Point (Nov. 17) ... Career-high six points in back-to-back games at Virginia Commonwealth (Feb. 8) and George Mason (Feb. 10).

High School Career

Three-time letterwinner for coach Dave Aberli at Trinity High School ... Averaged 23 points and five assists as a senior ... Trinity's second-leading all-time scorer with 1,211 points ... Two-time district MVP ... Two-time all-state, all-county, all-region and all-district selection ... Junior of the Year in Louisville ... McDonald's All-America nominee.



Personal

Full name is S Reid Markham III ... Son of Reid and Lynne Markham ... Born November 5, 1981 in Louisville, Kentucky ... Father played baseball at the University of Louisville ... Enjoys watching football and listening to music ... Psychology major with a minor in marketing.

Markham's Career Statistics

Season	G-GS	Min-Avg	FG-A	Pct	3FG-A	Pct	FT-A	Pct	OR-DR	Reb-Avg	PF-FO	A	TO	Blk	St	Pts-Avg
2000-01	13-0	57-4.4	10-16	.625	1-1	1.000	4-8	.500	0-1	1-0.1	9-0	5	13	0	2	25-1.9
2001-02	29-15	607-20.9	67-161	.416	16-48	.333	45-60	.750	27-43	70-2.4	41-0	40	32	2	13	195-6.7
2002-03	5-5	96-19.2	6-19	.316	2-7	.286	8-10	.800	3-9	12-2.4	10-0	7	7	0	4	22-4.4
Career	47-20	760-16.2	83-196	.423	19-56	.339	57-78	.731	30-53	83-1.8	60-0	52	52	2	19	242-5.1

Markham's CAA Statistics

Season	G-GS	Min-Avg	FG-A	Pct	3FG-A	Pct	FT-A	Pct	OR-DR	Reb-Avg	PF-FO	A	TO	Blk	St	Pts-Avg
2000-01	9-0	45-5.0	7-7	1.000	1-1	1.000	2-5	.400	0-1	1-0.1	7-0	4	10	0	1	17-1.9
2001-02	18-11	368-20.4	37-100	.370	4-24	.167	28-38	.737	19-28	47-2.6	25-0	24	22	2	8	106-5.9
2002-03	2-2	23-11.5	1-4	.250	0-1	.000	0-0	.000	1-3	4-2.0	4-0	3	2	0	2	2-1.0
Career	29-13	436-15.0	45-111	.405	5-26	.192	30-43	.698	20-32	52-1.8	36-0	31	34	2	11	125-4.3

2003-04 Tribe



Markham's Career Highs

Points	23 at Charleston Southern (11/24/01)
Field Goals	7, VA Commonwealth (1/12/02) at Charleston Southern (11/24/01)
Field Goal Attempts	14, VA Commonwealth (1/12/02)
Three-Point Field Goals	4 at Charleston Southern (11/24/01)
Three-Point Field Goal Att.	6 at Char. Southern (11/24/01)
Free Throws	7 at Campbell (12/30/02)
Free Throw Attempts	8 at Campbell (12/30/02)
Rebounds	8 at George Mason (1/3/02)
Assists	3, four times, most recently Drexel (1/7/02)
Steals	2, five times, most recently Towson (1/4/03)
Blocks	1 at Towson (2/9/02) Drexel (1/7/02)
Minutes	37 at Charleston Southern (11/24/01)

Markham's 2002-03 Game-by-Game Statistics (Junior)

Date	Opponent	Min	FG-A	Pct	3FG-A	Pct	FT-A	Pct	O-D	Tot	PF	A	TO	B	S	Pts
N22	Fordham															
N24	Radford															
N26	Liberty															
N30	East Carolina															
D7	Virginia Tech															
D22	• Morgan State	21	1-5	.200	0-3	.000	1-2	.500	2-1	3	2	1	3	0	1	3
D30	• Campbell	24	2-6	.333	0-1	.000	7-8	.875	0-2	2	2	2	1	0	1	11
J2	• Char. Southern	28	2-4	.500	2-2	1.000	0-0	.000	0-3	3	2	1	1	0	0	6
J4	• Towson	12	0-1	.000	0-1	.000	0-0	.000	1-1	2	3	1	1	0	2	0
J8	• Delaware	11	1-3	.333	0-0	.000	0-0	.000	0-2	2	1	2	1	0	0	2

Markham did not play in the last 18 games of the 2002-03 season and was granted a medical redshirt season.

Markham's 2001-02 Game-by-Game Statistics (Sophomore)


Date	Opponent	Min	FG-A	Pct	3FG-A	Pct	FT-A	Pct	O-D	Tot	PF	A	TO	B	S	Pts
N16	Texas Tech	12	1-6	.167	0-2	.000	0-0	.000	0-0	0	0	0	0	0	2	2
N17	Northern Iowa	25	4-4	1.000	2-2	1.000	1-2	.500	1-2	3	4	0	1	0	0	11
N20	High Point	28	4-7	.571	1-3	.333	3-3	1.000	1-2	3	2	1	1	0	0	12
N24	• Char. Southern	37	7-11	.636	4-6	.667	5-5	1.000	0-3	3	0	3	4	0	0	23
N26	• The Citadel	30	1-7	.143	1-3	.333	0-0	.000	1-1	2	2	3	0	0	0	3
N28	• Washington & Lee	17	1-4	.250	0-1	.000	4-6	.667	1-1	2	1	2	1	0	2	6
N30	Purdue	24	6-7	.857	1-1	1.000	0-0	.000	3-1	4	1	2	0	0	0	13
D2	Akron	19	1-4	.250	1-2	.500	2-4	.500	1-1	2	0	2	0	0	0	5
D27	Maryland	17	2-4	.500	1-2	.500	0-0	.000	0-2	2	2	2	2	0	0	5
J3	George Mason	32	6-12	.500	1-4	.250	1-1	1.000	4-4	8	2	3	3	0	1	14
J5	• Delaware	27	3-3	1.000	0-0	.000	5-6	.833	1-4	5	1	2	2	0	1	11
J7	• Drexel	25	2-9	.222	0-3	.000	4-6	.667	0-4	4	1	3	1	1	2	8
J12	• VA Commonwealth	29	7-14	.500	1-2	.500	6-6	1.000	0-5	5	0	2	1	0	0	21
J16	• UNC Wilmington	28	3-8	.375	0-2	.000	1-1	1.000	2-1	3	1	1	1	0	0	7
J19	• Hofstra	32	3-5	.600	1-2	.500	2-3	.667	0-1	1	3	1	2	0	0	9
J23	• James Madison	29	5-11	.455	0-2	.000	2-5	.400	2-0	2	1	2	0	0	2	12
J26	• Old Dominion	30	3-13	.231	0-4	.000	1-2	.500	3-3	6	1	1	0	0	0	7
J30	• Drexel	14	1-6	.167	0-1	.000	0-0	.000	2-0	2	2	2	0	0	0	2
F2	• Towson	19	2-4	.500	1-2	.500	2-2	1.000	0-2	2	3	2	1	0	1	7
F4	• James Madison	15	2-3	.667	0-1	.000	0-0	.000	0-0	0	0	1	1	0	0	4
F6	• Hampton	26	3-7	.429	1-2	.500	2-2	1.000	0-2	2	4	1	1	0	1	9
F9	• Towson	15	0-4	.000	0-0	.000	0-0	.000	0-1	1	2	0	3	1	0	0
F13	UNC Wilmington	7	0-1	.000	0-0	.000	0-0	.000	0-1	1	2	0	0	0	1	0
F16	Hofstra	12	0-2	.000	0-0	.000	2-2	1.000	2-1	3	1	0	2	0	0	2
F18	George Mason	4	0-1	.000	0-1	.000	0-0	.000	0-0	0	0	0	1	0	0	0
F20	Delaware	6	0-0	.000	0-0	.000	0-0	.000	0-0	0	0	0	1	0	0	0
F23	Old Dominion	18	0-1	.000	0-0	.000	0-0	.000	1-0	1	2	1	1	0	0	0
F25	VA Commonwealth	26	0-3	.000	0-0	.000	2-4	.500	2-1	3	3	2	3	0	0	2
M1	JMU (CAA)	4	0-0	.000	0-0	.000	0-0	.000	0-0	0	0	0	0	0	0	0

Markham's 1999-00 Game-by-Game Statistics (Freshman)

Date	Opponent	Min	FG-A	Pct	3FG-A	Pct	FT-A	Pct	O-D	Tot	PF	A	TO	B	S	Pts
N17	High Point	3	1-2	.500	0-0	.000	0-0	.000	0-0	0	1	0	1	0	0	2
N20	Virginia Tech															
N25	Winthrop															
N29	Wofford															
D2	The Citadel															
D6	UNC Wilmington															
D9	American															
D22	Navy	4	1-4	.250	0-0	.000	0-0	.000	0-0	0	0	1	1	0	0	2
D29	New Mexico															
D30	Davidson															
J3	East Carolina															
J6	Fordham	2	1-1	1.000	0-0	.000	2-3	.667	0-0	0	0	0	1	0	1	4
J10	Old Dominion	2	0-0	.000	0-0	.000	1-2	.500	0-0	0	2	0	0	0	0	1
J13	VA Commonwealth															
J15	Hampton															
J17	George Mason	3	1-1	1.000	0-0	.000	0-0	.000	0-0	0	1	1	1	0	1	2
J20	Richmond															
J24	James Madison	16	1-1	1.000	0-0	.000	0-1	.000	0-1	1	1	0	1	0	0	2
J27	UNC Wilmington	4	0-0	.000	0-0	.000	0-0	.000	0-0	0	0	1	1	0	0	0
J31	American	1	0-0	.000	0-0	.000	0-0	.000	0-0	0	1	0	0	0	0	0
F3	Richmond	3	0-0	.000	0-0	.000	0-0	.000	0-0	0	0	1	2	0	0	0
F8	VA Commonwealth	7	2-2	1.000	1-1	1.000	1-2	.500	0-0	0	2	0	2	0	0	6
F10	George Mason	8	3-3	1.000	0-0	.000	0-0	.000	0-0	0	0	1	3	0	0	6
F12	Campbell	3	0-2	.000	0-0	.000	0-0	.000	0-0	0	1	0	0	0	0	0
F17	Old Dominion															
F21	James Madison	1	0-0	.000	0-0	.000	0-0	.000	0-0	0	0	0	0	0	0	0
F24	East Carolina															
M3	ODU (CAA)															

•Game started

2003-04 Tribe



#00 Nate Loehrke

Sophomore • Center • 6-10 • 245

Kalamazoo, MI

Mattawan

Personal

Full name is Nathaniel Eric Loehrke ... Son of Mark Loehrke and Judy Johnson ... Born November 20, 1982 in Kalamazoo, Michigan ... Enjoys playing banjo, art, filmmaking and rock and roll music ... Cartoonist for W&M student newspaper ... Plans to major in studio art.



Freshman Season (2002-03)

Played in 14 games with 19 points and 18 rebounds ... Scored his first career point and pulled down his first career rebound against Towson (Jan. 4) ... Also scored a career-best five points vs. the Tigers, shooting 3-4 from the free throw line ...

Had a career-high four rebounds against Delaware (Feb. 1) ... At East Carolina (Nov. 30) made a steal and passed down the court to Taylor Mokris for an assist in his first career game.

High School Career

Four-time letterwinner for coach Dan Hoff at Mattawan High School ... Averaged 18 points, 10 rebounds and four blocks as a senior ... Mattawan's all-time leader in rebounding and blocked shots ... Second leading all-time scorer ... Three-time all-state pick ... Twice an academic all-state selection ... National Honor Society ... Named Senior of the Year at Mattawan High School.



Loehrke's 2002-03 Game-by-Game Statistics (Redshirt Freshman)

Date	Opponent	Min	FG-A	Pct	3FG-A	Pct	FT-A	Pct	O-D	Tot	PF	A	TO	B	S	Pts
N22	Fordham						DNP									
N24	Radford						DNP									
N26	Liberty						DNP									
N30	East Carolina	1	0-0	.000	0-0	.000	0-0	.000	0-0	0	0	1	0	0	1	0
D7	Virginia Tech						DNP									
D22	Morgan State						DNP									
D30	Campbell						DNP									
J2	Charleston Southern						DNP									
J4	Towson	13	1-3	.333	0-0	.000	3-4	.750	0-3	3	4	0	1	0	0	5
J8	Delaware	5	2-4	.500	0-0	.000	0-0	.000	2-1	3	2	1	1	1	0	4
J11	Old Dominion	2	0-0	.000	0-0	.000	0-0	.000	0-1	1	1	0	0	0	0	0
J15	Drexel	2	0-0	.000	0-0	.000	3-4	.750	0-1	1	0	0	0	0	0	3
J18	VA Commonwealth	2	0-1	.000	0-0	.000	0-0	.000	1-0	1	0	0	1	0	0	0
J22	Hofstra	5	0-3	.000	0-0	.000	0-0	.000	1-0	1	0	0	0	0	0	0
J25	George Mason	1	0-0	.000	0-0	.000	0-0	.000	0-0	0	0	0	0	0	0	0
J29	James Madison	4	1-1	1.000	0-0	.000	0-0	.000	0-0	0	0	1	0	0	0	2
F1	Delaware	12	0-2	.000	0-0	.000	1-2	.500	1-3	4	3	0	2	0	0	1
F3	Hampton						DNP									
F5	Old Dominion	3	0-0	.000	0-0	.000	2-2	1.000	0-0	0	4	0	1	2	0	2
F8	Hofstra						DNP									
F12	Towson						DNP									
F15	George Mason						DNP									
F19	VA Commonwealth	8	1-2	.500	0-0	.000	0-1	.000	0-1	1	1	0	0	0	0	2
F22	Drexel	5	0-0	.000	0-0	.000	0-0	.000	0-1	1	1	0	0	0	0	0
F24	UNC Wilmington	8	0-1	.000	0-0	.000	0-0	.000	0-2	2	0	0	0	1	0	0
M1	James Madison						DNP									
M3	UNC Wilmington						DNP									
M7	Hofstra (CAA)						DNP									

•Game started

Loehrke's Career Highs

Points	5, Towson (1/4/03)
Field Goals	2, Delaware (1/8/03)
Field Goal Attempts	4, Delaware (1/8/03)
Three-Point Field Goals	None
Three-Point Field Goal Attempts	None
Free Throws	3 at Drexel (1/15/03) Towson (1/4/03)
Free Throw Attempts	4 at Drexel (1/15/03) Towson (1/4/03)
Rebounds	4 at Delaware (2/1/03)
Assists	1, three times, most recently at James Madison (1/29/03)
Steals	1 at East Carolina (11/30/02)
Blocks	2, Old Dominion (2/5/03)
Minutes	13, Towson (1/4/03)

Loehrke's Career Statistics

Season	G-GS	Min-Avg	FG-A	Pct	3FG-A	Pct	FT-A	Pct	OR-DR	Reb-Avg	PF-FO	A	TO	Blk	St	Pts-Avg
2002-03	14-0	68-4.9	5-18	.278	0-0	.000	9-13	.692	5-13	18-1.3	16-0	3	6	4	1	19-1.4

Loehrke's CAA Statistics

Season	G-GS	Min-Avg	FG-A	Pct	3FG-A	Pct	FT-A	Pct	OR-DR	Reb-Avg	PF-FO	A	TO	Blk	St	Pts-Avg
2002-03	13-0	67-5.2	5-18	.278	0-0	.000	9-13	.692	5-13	18-1.4	16-0	2	6	4	0	19-1.5

2003-04 Tribe



#22 Taylor Mokris

Sophomore • Guard • 6-6 • 205

Charlotte, NC

Providence Day

County record with 53 points in a single game ... Participated on 16-and-under national champion Charlotte Royals AAU team ... Also played one year of football at quarterback.

Personal

Full name is Taylor Michael Mokris ... Son of Dr. Jeffrey and Marylee Mokris ... Enjoys watching football ... Plans to major in business ... Born October 31, 1983 in Charlotte, North Carolina.

Freshman Season (2002-03)

Played in 25 games, including eight starts ... Scored 106 points and had 55 rebounds ... Named CAA Rookie of the Week on Feb. 24 after a pair of games in which he

averaged 10.5 points and shot .615 from the field ... Career-high 15 points on 6-7 shooting vs. UNC Wilmington (Feb. 24) ... Scored 11 points against Drexel (Feb. 22) and had 10 points at Virginia Commonwealth (Feb. 19) ... Career-high six rebounds to go with six points vs. Old Dominion (Feb. 5).



High School Career

Two-time all-state selection ... Three-time all-conference and All-Mecklenburg County selection ... Set school record with more than 1,800 points in his career, averaging 24 points, eight rebounds and four assists per game ... Set Mecklenburg

Mokris' Career Highs

Points	15, UNC Wilmington (2/24/03)
Field Goals	6, UNC Wilmington (2/24/03)
Field Goal Attempts	9, Drexel (2/22/03)
Three-Point Field Goals	1, six times, most recently UNC Wilmington (2/24/03)
Three-Point Field Goal Att.	3, five times, most recently James Madison (3/1/03)
Free Throws	4, three times, most recently James Madison (3/1/03)
Free Throw Attempts	7 at Liberty (11/26/02)
Rebounds	6, Old Dominion (2/5/03)
Assists	2, seven times, most recently James Madison (3/1/03)
Steals	2, Virginia Tech (12/7/02)
Blocks	1, Radford (11/24/02)
Minutes	30, three times, most recently UNC Wilmington (2/24/03)

Mokris' 2002-03 Game-by-Game Statistics (Freshman)

Date	Opponent	Min	FG-A	Pct	3FG-A	Pct	FT-A	Pct	O-D	Tot	PF	A	TO	B	S	Pts
N22	Fordham	7	0-0	.000	0-0	.000	0-2	.000	1-0	1	2	2	1	0	0	0
N24	Radford	21	1-3	.333	1-3	.333	3-3	1.000	2-1	3	2	1	1	1	1	6
N26	• Liberty	30	2-7	.286	0-3	.000	4-7	.571	0-3	3	1	2	1	0	0	8
N30	• East Carolina	23	3-5	.600	0-0	.000	0-0	.000	0-3	3	3	0	1	0	0	6
D7	• Virginia Tech	12	0-3	.000	0-2	.000	2-2	1.000	0-3	3	3	1	1	0	2	2
D22	Morgan State															DNP
D30	Campbell	2	0-0	.000	0-0	.000	0-0	.000	0-0	0	0	0	0	0	0	0
J2	Charleston Southern															DNP
J4	Towson	13	0-3	.000	0-1	.000	2-2	1.000	0-3	3	0	2	1	0	0	2
J8	Delaware															DNP
J11	Old Dominion	7	0-0	.000	0-0	.000	0-0	.000	0-1	1	1	0	0	0	0	0
J15	Drexel	6	1-3	.333	0-0	.000	0-0	.000	0-2	2	1	0	0	0	0	2
J18	VA Commonwealth	9	1-1	1.000	1-1	1.000	0-0	.000	0-0	0	1	0	1	0	0	3
J22	Hofstra	13	1-6	.167	1-2	.500	0-0	.000	1-1	2	2	1	1	0	1	3
J25	George Mason	1	0-0	.000	0-0	.000	0-0	.000	0-0	0	0	0	0	0	0	0
J29	• James Madison	26	3-4	.750	1-2	.500	0-0	.000	0-2	2	1	1	0	0	1	7
F1	• Delaware	24	1-5	.200	0-3	.000	0-0	.000	0-2	2	0	1	2	0	0	2
F3	• Hampton	7	0-1	.000	0-1	.000	0-0	.000	0-3	3	0	0	0	0	0	0
F5	• Old Dominion	30	3-6	.500	0-2	.000	0-0	.000	2-4	6	2	2	1	0	0	6
F8	• Hofstra	11	0-1	.000	0-1	.000	0-0	.000	0-1	1	2	0	1	0	0	0
F12	Towson	17	2-3	.667	0-0	.000	2-3	.667	1-3	4	1	0	0	0	1	6
F15	George Mason	11	1-2	.500	0-0	.000	1-2	.500	1-1	2	0	0	2	0	0	3
F19	VA Commonwealth	12	3-4	.750	0-1	.000	4-4	1.000	0-2	2	4	0	1	0	1	10
F22	Drexel	23	5-9	.556	1-3	.333	0-0	.000	2-1	3	0	2	0	0	1	11
F24	UNC Wilmington	30	6-7	.857	1-2	.500	2-2	1.000	0-3	3	2	2	2	0	0	15
M1	James Madison	27	1-6	.167	0-3	.000	4-5	.800	1-2	3	0	2	1	0	1	6
M3	UNC Wilmington	24	2-5	.400	0-2	.000	0-0	.000	0-2	2	0	1	2	0	1	4
M7	Hofstra (CAA)	21	1-2	.500	0-1	.000	2-3	.667	0-1	1	2	2	1	0	1	4

•Game started

Mokris' Career Statistics

Season	G-GS	Min-Avg	FG-A	Pct	3FG-A	Pct	FT-A	Pct	OR-DR	Reb-Avg	PF-FO	A	TO	Blk	St	Pts-Avg
2002-03	25-8	407-16.3	37-86	.430	6-33	.182	26-35	.743	11-44	55-2.2	30-0	22	21	1	11	106-4.2

Mokris' CAA Statistics

Season	G-GS	Min-Avg	FG-A	Pct	3FG-A	Pct	FT-A	Pct	OR-DR	Reb-Avg	PF-FO	A	TO	Blk	St	Pts-Avg
2002-03	17-4	284-16.7	30-65	.462	5-23	.217	15-18	.833	8-30	38-2.2	17-0	14	15	0	7	80-4.7

2003-04 Tribe



#40 Steve Sorenson

Sophomore • Forward • 6-9 • 225

Rocky River, OH

Western Reserve Academy



Redshirt-Freshman Season (2002-03)

Played in seven games ... Scored eight points and had eight rebounds ... Career-high six points along with two rebounds in seven minutes against Hofstra (Jan. 22) ... Career-high three rebounds in three minutes vs. Drexel (Feb. 22) ... First career

steal at Virginia Commonwealth (Feb. 19) ... Two points and two rebounds in just one minute at George Mason (Jan. 25).

Freshman Season (2001-02)

Played in just four games and was granted a medical redshirt season due to a foot injury ... Played a total of 19 minutes, scoring four points ... First career points came on a pair of free throws against Washington & Lee (Nov. 28) ... First career field goal was Nov. 30 at Purdue.

High School

Four-time letterwinner for coaches Watts and Schmidt at Western Reserve Academy ... Averaged 18 points and 10 rebounds as a senior ... Twice named his team's MVP.

Personal

Full name is Stephen Eric Sorenson ... Son of Wanda and the late David Sorenson ... Born October 24, 1981 in Findlay, Ohio ... Father was an All-Big Ten and two-time All-America basketball player at Ohio State and also played in the NBA for Cleveland and Philadelphia ... Enjoys golf, video games and reading the Bible ... Plans to major in business.



Sorenson's 2002-03 Game-by-Game Statistics (Redshirt Freshman)

Date	Opponent	Min	FG-A	Pct	3FG-A	Pct	FT-A	Pct	O-D	Tot	PF	A	TO	B	S	Pts
J4	Towson	10	0-2	.000	0-2	.000	0-0	.000	0-0	0	2	0	0	0	0	0
J15	Drexel	1	0-0	.000	0-0	.000	0-0	.000	0-0	0	0	0	0	0	0	0
J22	Hofstra	7	2-6	.333	1-4	.250	1-2	.500	1-1	2	1	0	0	0	0	6
J25	George Mason	1	1-1	1.000	0-0	.000	0-0	.000	1-1	2	0	0	0	0	0	2
F19	VA Commonwealth	2	0-0	.000	0-0	.000	0-0	.000	0-1	1	0	0	0	0	1	0
F22	Drexel	3	0-0	.000	0-0	.000	0-0	.000	0-3	3	1	0	0	0	0	0
F24	UNC Wilmington	1	0-0	.000	0-0	.000	0-0	.000	0-0	0	0	0	0	0	0	0

Sorenson's 2001-02 Game-by-Game Statistics (Freshman)

Date	Opponent	Min	FG-A	Pct	3FG-A	Pct	FT-A	Pct	O-D	Tot	PF	A	TO	B	S	Pts
N16	Texas Tech															
N17	Northern Iowa	4	0-1	.000	0-1	.000	0-0	.000	0-0	0	0	0	0	0	0	0
N20	High Point															
N24	Char. Southern															
N26	The Citadel															
N28	Washington & Lee	11	0-1	.000	0-1	.000	2-2	1.000	1-0	1	3	0	1	0	0	2
N30	Purdue	2	1-1	1.000	0-0	.000	0-0	.000	0-0	0	1	0	0	0	0	2
D2	Akron															
D27	Maryland	2	0-0	.000	0-0	.000	0-0	.000	0-1	1	0	0	0	0	0	0

Sorenson did not play in the last 20 games of the 2001-02 season and was granted a medical redshirt season.

•Game started

Sorenson's Career Highs

Points	6, Hofstra (1/22/03)
Field Goals	2, Hofstra (1/22/03)
Field Goal Attempts	6, Hofstra (1/22/03)
Three-Point Field Goals	1, Hofstra (1/22/03)
Three-Point Field Goal Attempts	4, Hofstra (1/22/03)
Free Throws	2, Washington & Lee (11/28/01)
Free Throw Attempts	2, Hofstra (1/22/03) Washington & Lee (11/28/01)
Rebounds	3, Drexel (2/22/03)
Assists	None
Steals	1 at Virginia Commonwealth (2/19/03)
Blocks	None
Minutes	11, Washington & Lee (11/28/01)

Sorenson's Career Statistics

Season	G-GS	Min-Avg	FG-A	Pct	3FG-A	Pct	FT-A	Pct	OR-DR	Reb-Avg	PF-FO	A	TO	Blk	St	Pts-Avg
2001-02	4-0	19-4.8	1-3	.333	0-2	.000	2-2	1.000	1-1	2-0.5	4-0	0	1	0	0	4-1.0
2002-03	7-0	25-3.6	3-9	.333	1-6	.167	1-2	.500	2-6	8-1.1	4-0	0	0	0	1	8-1.1
Career	11-0	44-4.0	4-12	.333	1-8	.125	3-4	.750	3-7	10-0.9	8-0	0	1	0	1	12-1.1

Sorenson's CAA Statistics

Season	G-GS	Min-Avg	FG-A	Pct	3FG-A	Pct	FT-A	Pct	OR-DR	Reb-Avg	PF-FO	A	TO	Blk	St	Pts-Avg
2001-02	0-0	0-0.0	0-0	.000	0-0	.000	0-0	.000	0-0	0-0.0	0-0	0	0	0	0	0-0.0
2002-03	7-0	25-3.6	3-9	.333	1-6	.167	1-2	.500	2-6	8-1.1	4-0	0	0	0	1	8-1.1
Career	7-0	25-3.6	3-9	.333	1-6	.167	1-2	.500	2-6	8-1.1	4-0	0	0	0	1	8-1.1

2003-04 Tribe



#41 Brian Hutt
Freshman (R) • Center/Forward
6-9 • 237
Denver, CO
Wheat Ridge

Redshirted last season as a true freshman.

High School Career


Three-time all-conference selection ... All-state and Jefferson County Player of the Year following se-



#45 Corey Cofield
Freshman • Forward
6-6 • 220
Wellesley, MA
Roxbury Latin

High School Career


Lettered four years for coach Brad Rerheim ... Three-time ISL All-American ... Scored 1,181 points and had 784 rebounds in his career, both school records ... Averaged a double-double each of his last three years,



#3 Adam Trumbower
Freshman • Guard
6-2 • 190
Roanoke, VA
Cave Spring

High School Career

Played four years for coach Billy Hicks, where he was teammates with current Duke player J.J. Redick ... Averaged 18.8 points as a senior as he led his team to the state Group AA title game ... Roanoke Metro Player of the Year, first team all-



#21 Hawley Smith
Junior • Forward
6-5 • 215
Jacksonville, FL
The Bolles School

Transferred from Temple this summer ... Will be eligible to play in 2004-05.

Sophomore Season (2002-03)

Played in 31 games, including a start vs. Drexel in the first round of the NIT (Mar. 18), scoring 60 points with 63 rebounds ... Atlantic 10 All-Academic team ... Temple Sixth Man Award and Owl Club Academic Award.

... Honorable mention all-state pick as a junior ... School's all-time leader in rebounds ... Averaged 17 points, 13 rebounds, five assists and four blocks a game in his career ... Played on Colorado Select AAU team ... Also played one year of football ... Involved in Future Business Leaders of America.

Personal

Full name is Brian Michael Hutt ... Son of Michael and Patti Hutt ... Plans to major in business ... Enjoys skiing, skateboarding and frisbee golf ... Born August 22, 1983 in Kansas City, Missouri.

including 19 points and 16 rebounds as a senior and 18 points and 13 rebounds as a junior ... First player from Roxbury Latin to play Division I basketball ... Leading rebounder for the Metro Boston/Lena Park AAU team ... Also played two years of football at tackle.

Personal

Full name is Corey Lee Cofield ... Son of Gerald Cofield and Kimberly Smith-Cofield ... Born October 17, 1984 in Natick, Massachusetts ... Enjoys listening to music and reading Greek mythology.

state, all-region and all-district ... Selected to Blue Ridge District All-Tournament team ... Cave Spring Athlete of the Year ... Wendy's High School Heisman nominee ... Team won AAA state championship his junior year ... Class valedictorian with a 4.0 GPA ... Named "Knight," the school's highest honor.

Personal

Full name is Adam Richard Trumbower ... Son of David and Vickie Trumbower ... Born December 10, 1984 in Roanoke, Virginia ... Father played baseball and basketball at Hampden-Sydney, where he still holds the career rebounding record (1,324) and is the school's ninth-leading scorer (1,386 points) ... Brother, David, played baseball at Longwood ... Enjoys listening to music and going to church.

Freshman Season (2001-02)

Played in 31 games, scoring 38 points with 25 rebounds ... Career high 12 points against Fordham (Jan. 30) ... Temple Sixth Man Award and Owl Club Academic Award.

High School Career

AAA Player of the Year and MVP in all classifications in the Northeastern Region by Florida coaches his senior year ... Averaged 16.5 points, 10.0 rebounds and 4.0 assists, while shooting 56 percent from three-point range as a senior ... Played in the FHSAA all-star game ... Also ran track and played baseball.

Personal

Full name is Vernon Hawley Smith, III ... Son of Vernon and Emily Smith ... Born March 4, 1983 in Jacksonville, Florida ... Participates in Young Life and FCA ... Enjoys hunting, fishing, paintball and water sports ... Majoring in finance.

Opponent Information

Appalachian State

Potential Red Auerbach Colonial Classic opponent, November 29, 2003, 6/8:00 PM (Washington, DC)

General Information

Location: Boone, NC
Founded: 1899
Enrollment: 13,000
Colors: Black and Gold
Conference: Southern
Nickname: Mountaineers
Arena (Capacity): Holmes Center (8,325)
Chancellor: Dr. Harvey Durham
Athletics Director: Roachel Laney

Basketball Information

Head Coach: Houston Fancher (Middle Tennessee State, 1988)
Record at ASU: 40-48 (Three seasons)
Career Record: 84-89 (Six seasons)
Assistant Coaches: Matt McMahon (Appalachian State, 2000), Darryl Robinson (Appalachian State, 1979), Toby Madison (South Alabama, 1998)
Lettermen Returning/Lost: 8/4
Starters Returning/Lost: 1/4
2002-03 Record: 19-10
2002-03 Conference Record/Finish: 11-5/T1st
2002-03 Postseason: None

Sports Information

Basketball Contact: Leila Jackson
Office Phone: (828) 262-2548
Home Phone: (828) 297-6059
Fax: (828) 262-6106
Press Row Phone: (828) 262-7060
Email: prattlc@appstate.edu
Mailing Address: 307 Varsity Gym, Boone, NC 28608
Website: www.goasu.com

Tribe vs. the Mountaineers

No current W&M player has faced Appalachian State.

W&M leads the series with Appalachian State, 5-1 (.833) ... The last time the two schools met was January 8, 1977, a 68-63 Tribe win in Williamsburg ... The Mountaineers' last win in the series was Dec. 11, 1976, 68-59 in Boone, NC ... The first game in the series was Dec. 11, 1972, a 73-71 W&M win in Boone.

2003-04 Schedule

Nov. 21	vs. Monmouth	6:30 PM
Nov. 22	vs. Boston College	6:30 PM
Nov. 24	Paradise Jam	TBA
Nov. 28	at George Washington	TBA
Nov. 29	vs. William and Mary/St. Francis (NY)	6:00 PM
Dec. 1	at The Citadel	7:15 PM
Dec. 3	GEORGE WASHINGTON	7:30 PM
Dec. 8	PIEDMONT	7:00 PM
Dec. 13	at Charlotte	7:35 PM
Dec. 18	at SMU	8:05 PM
Dec. 20	at Tennessee Tech	8:00 PM
Dec. 22	at Vanderbilt	8:00 PM
Dec. 30	JAMES MADISON	7:00 PM
Jan. 2	at South Carolina	7:30 PM
Jan. 5	ELON	7:00 PM
Jan. 10	WOFFORD	3:30 PM
Jan. 12	at Chattanooga	7:00 PM
Jan. 17	UNC GREENSBORO	1:00 PM
Jan. 24	EAST TENNESSEE STATE	1:00 PM
Jan. 26	at Elon	7:00 PM
Jan. 31	at Furman	4:00 PM
Feb. 2	GEORGIA SOUTHERN	7:00 PM
Feb. 7	at East Tennessee State	4:00 PM
Feb. 9	at College of Charleston	7:00 PM
Feb. 14	WESTERN CAROLINA	3:30 PM
Feb. 17	at UNC Greensboro	7:00 PM
Feb. 21	CHATTANOOGA	3:30 PM
Feb. 24	DAVIDSON	7:00 PM
Feb. 28	at Western Carolina	7:00 PM
Mar. 3-6	Southern Conference Tournament	

Campbell

December 30, 2003, 7:00 PM (Williamsburg, VA)

General Information

Location: Buies Creek, NC
Founded: 1887
Enrollment: 9,220
Colors: Orange and Black
Conference: Atlantic Sun
Nickname: Fighting Camels
Arena (Capacity): Carter Gymnasium (945)
President: Dr. Jerry M. Wallace
Athletics Director: Stan Williamson

Basketball Information

Head Coach: Robbie Laing (Troy State, 1982)
Record at CU: First season
Career Record: First season
Assistant Coaches: Brian Alexander (Mississippi State, 1998), Rob Burke (Chowan, 1999), Myron Guillery (Virginia Tech, 1999)
Lettermen Returning/Lost: 8/4
Starters Returning/Lost: 2/3
2002-03 Record: 5-22
2002-03 Conference Record/Finish: 1-15/6th (North Div.)
2002-03 Postseason: None

Sports Information

Basketball Contact: Stan Cole
Office Phone: (910) 893-1331
Home Phone: (910) 893-9413
Fax: (910) 893-1330
Press Row Phone: (910) 814-4307
Email: cole@mailcenter.campbell.edu
Mailing Address: PO Box 10, Buies Creek, NC 27506
Website: www.GoCamels.com

Tribe vs. the Camels

Name	g	fg-a	3fg-a	ft-a	reb-avg	a	pts-avg
Cope	1	3-5	0-0	0-0	3-3.0	1	6-6.0
D'Antoni	1	2-4	1-1	0-0	2-2.0	6	5-5.0
Hess	1	11-14	4-5	5-6	3-3.0	1	31-31.0
Markham	2	2-8	0-1	7-9	2-1.0	2	11-5.5
Mokris	1	0-0	0-0	0-0	0-0.0	0	0-0.0

W&M leads the series with Campbell, 4-1 ... The Tribe has won three straight against the Fighting Camels, including last season's 82-80 decision in Buies Creek, NC on Dec. 30, 2002.

2003-04 Schedule

Nov. 22	at East Carolina	7:00 PM
Nov. 25	UNC GREENSBORO	7:00 PM
Nov. 29	at South Carolina	7:30 PM
Dec. 1	UNC WILMINGTON	7:00 PM
Dec. 9	at UNC Greensboro	7:00 PM
Dec. 15	CENTRAL FLORIDA	7:00 PM
Dec. 17	FLORIDA ATLANTIC	7:00 PM
Dec. 20	at Coastal Carolina	7:00 PM
Dec. 30	at William and Mary	7:00 PM
Jan. 3	TROY STATE	1:00 PM
Jan. 8	at Georgia State	6:00 PM
Jan. 10	at Mercer	2:00 PM
Jan. 14	GARDNER-WEBB	7:00 PM
Jan. 17	JACKSONVILLE	4:00 PM
Jan. 19	STETSON	8:15 PM
Jan. 22	at Lipscomb	9:15 PM
Jan. 24	at Belmont	5:15 PM
Jan. 28	at Troy State	8:00 PM
Jan. 31	LIPSCOMB	1:00 PM
Feb. 2	BELMONT	7:00 PM
Feb. 5	at Stetson	7:00 PM
Feb. 7	at Jacksonville	7:00 PM
Feb. 12	MERCER	8:15 PM
Feb. 14	GEORGIA STATE	1:00 PM
Feb. 20	at Gardner-Webb	TBA
Feb. 26	at Florida Atlantic	7:00 PM
Feb. 28	at Central Florida	7:30 PM
Mar. 4-6	Atlantic Sun Tournament	

Delaware

January 21, 2004, 7:30 PM (Newark, DE), February 11, 2004, 7:00 PM (Williamsburg, VA)

General Information

Location: Newark, DE
Founded: 1743
Enrollment: 16,000
Colors: Royal Blue and Gold
Conference: Colonial Athletic Association
Nickname: Fightin' Blue Hens
Arena (Capacity): Bob Carpenter Center (5,000)
President: Dr. David P. Roselle
Athletics Director: Edgar N. Johnson

Basketball Information

Head Coach: David Henderson (Duke, 1986)
Record at UD: 49-40 (Three seasons)
Career Record: 49-40 (Three seasons)
Assistant Coaches: Kenny Blakeney (Duke, 1995), Billy Martin (UNCW, 1978)
Lettermen Returning/Lost: 7/4
Starters Returning/Lost: 4/1
2002-03 Record: 15-14
2002-03 Conference Record/Finish: 9-9/5th
2002-03 Postseason: None

Sports Information

Basketball Contact: Mike Hirschman
Office Phone: (302) 831-2186
Home Phone: (302) 292-1356
Fax: (302) 831-8653
Press Row Phone: (302) 831-8715
Email: mhirsch@udel.edu
Mailing Address: Bob Carpenter Center, 631 S. College Ave., Newark, DE 19716
Website: www.udel.edu/sportsinfo

Tribe vs. the Blue Hens

Name	g	fg-a	3fg-a	ft-a	reb-avg	a	pts-avg
Cope	4	6-16	0-0	4-6	13-3.3	5	16-4.0
D'Antoni	4	7-20	4-6	10-12	3-0.8	5	28-7.0
Hess	4	16-42	3-11	9-11	16-4.0	5	44-11.0
Loehrke	2	2-6	0-0	1-2	7-3.5	1	5-2.5
Markham	3	4-6	0-0	5-6	7-2.3	5	13-4.3
Mokris	1	1-5	0-3	0-0	2-2.0	1	2-2.0

W&M trails in the series with Delaware, 6-7 ... The Fightin' Blue Hens have won six of the last seven meetings ... Last season UD defeated W&M, 74-72, in Williamsburg on Jan. 8, 2003 and 91-57 in Newark on Feb. 1, 2003.

2003-04 Schedule

Nov. 21	at Mount St. Mary's	8:00 PM
Nov. 25	at American	7:30 PM
Nov. 30	SAN FRANCISCO	2:00 PM
Dec. 3	at Long Island	7:00 PM
Dec. 6	at Maryland-Baltimore County	7:00 PM
Dec. 10	LOYOLA (MD)	7:30 PM
Dec. 13	at Rider	3:00 PM
Dec. 23	SIENA	7:30 PM
Dec. 30	SAINT JOSEPH'S	8:00 PM
Jan. 3	HOFSTRA	4:00 PM
Jan. 7	at Virginia Commonwealth	7:30 PM
Jan. 10	at Towson	5:00 PM
Jan. 12	JAMES MADISON	7:30 PM
Jan. 15	at Drexel	7:00 PM
Jan. 17	OLD DOMINION	7:30 PM
Jan. 21	WILLIAM AND MARY	7:30 PM
Jan. 24	at UNC Wilmington	4:00 PM
Jan. 28	GEORGE MASON	7:30 PM
Jan. 31	at James Madison	7:00 PM
Feb. 4	at Hofstra	7:00 PM
Feb. 7	TOWSON	4:00 PM
Feb. 11	at William and Mary	7:00 PM
Feb. 14	at Old Dominion	7:00 PM
Feb. 16	UNC WILMINGTON	7:30 PM
Feb. 21	at George Mason	4:30 PM
Feb. 25	VIRGINIA COMMONWEALTH	7:30 PM
Feb. 28	DREXEL	7:30 PM
Mar. 5-8	CAA Tournament	

Opponent Information

Drexel

January 17, 2004, 7:00 PM (Williamsburg, VA), February 7, 2004, 1:00 PM (Philadelphia, PA)

General Information

Location: Philadelphia, PA
Founded: 1891
Enrollment: 11,019
Colors: Navy Blue and Gold
Conference: Colonial Athletic Association
Nickname: Dragons
Arena (Capacity): Daskalakis Athletic Center (2,300)
President: Dr. Constantine N. Papadakis
Athletics Director: Dr. Eric Zillmer

Basketball Information

Head Coach: James "Bruiser" Flint (Saint Joseph's, 1987)
Record at DU: 33-26 (Two seasons)
Career Record: 119-98 (Seven seasons)
Associate Coach: Geoff Arnold (Saint Joseph's, 1986)
Assistant Coaches: Jose "Chuck" Martin (Monmouth, 1993), Mike Connors (Ithaca, 1983)
Lettermen Returning/Lost: 9/3
Starters Returning/Lost: 3/2
2002-03 Record: 19-12
2002-03 Conference Record/Finish: 12-6/T2nd
2002-03 Postseason: NIT First Round

Sports Information

Basketball Contact: Mike Tuberosa
Office Phone: (215) 895-1591
Home Phone: (610) 337-8755
Fax: (215) 895-2038
Press Row Phone: (215) 895-2041
Email: tuberosa@drexel.edu
Mailing Address: 3141 Chestnut St., Philadelphia, PA 19104
Website: www.drexel.edu/sports

Tribe vs. the Dragons

Name	g	fg-a	3fg-a	ft-a	reb-avg	a	pts-avg
Cope	4	4-15	0-0	2-2	7-1.8	2	10-2.5
D'Antoni	4	5-19	3-15	4-6	7-1.8	8	17-4.3
Hess	3	10-30	3-12	10-11	12-4.0	6	33-11.0
Loehrke	2	0-0	0-0	3-4	2-1.0	0	3-1.5
Markham	2	3-15	0-4	4-6	6-3.0	5	10-5.0
Mokris	2	6-12	1-3	0-0	5-2.5	2	13-6.5
* Smith	1	1-5	0-2	2-4	2-2.0	0	4-4.0
Sorenson	2	0-0	0-0	0-0	3-1.5	0	0-0.0

W&M trails in the series with Drexel, 2-7 ... Last year DU won 67-51 in Philadelphia and 78-62 in Williamsburg.

2003-04 Schedule

Nov. 24	vs. Pennsylvania (Palestra)	8:00 PM
Nov. 29	at Colgate	7:00 PM
Dec. 2	LAFAYETTE	7:00 PM
Dec. 6	vs. Temple (Palestra)	12:00 PM
Dec. 8	QUINNIPIAC	7:00 PM
Dec. 14	SAINT JOSEPH'S	12:00 PM
Dec. 20	RIDER	5:00 PM
Dec. 27	vs. Hartford (at FIU)	5:00 PM
Dec. 28	at Florida International Tournament	5/7:00 PM
Jan. 3	at Old Dominion	1:00 PM
Jan. 7	JAMES MADISON	7:00 PM
Jan. 10	at UNC Wilmington	2:00 PM
Jan. 15	DELAWARE	7:00 PM
Jan. 17	at William and Mary	7:00 PM
Jan. 21	at Towson	7:00 PM
Jan. 24	VIRGINIA COMMONWEALTH	5:00 PM
Jan. 26	GEORGE MASON	7:00 PM
Jan. 28	at Hofstra	7:00 PM
Jan. 31	UNC WILMINGTON	1:00 PM
Feb. 4	at Virginia Commonwealth	7:30 PM
Feb. 7	WILLIAM AND MARY	1:00 PM
Feb. 11	HOFSTRA	7:00 PM
Feb. 14	at George Mason	7:00 PM
Feb. 18	OLD DOMINION	7:00 PM
Feb. 21	TOWSON	1:00 PM
Feb. 25	at James Madison	7:00 PM
Feb. 28	at Delaware	7:30 PM
Mar. 5-8	CAA Tournament	

George Mason

January 10, 2004, 7:00 PM (Williamsburg, VA), January 31, 2004, 2:00 PM (Fairfax, VA)

General Information

Location: Fairfax, VA
Founded: 1957
Enrollment: 26,796
Colors: Green and Gold
Conference: Colonial Athletic Association
Nickname: Patriots
Arena (Capacity): Patriot Center (10,000)
President: Dr. Alan G. Merten
Athletics Director: Thomas J. O'Connor

Basketball Information

Head Coach: Jim Larranaga (Providence, 1971)
Record at GMU: 100-74 (Six seasons)
Career Record: 298-243 (19 seasons)
Associate Head Coach: Bill Courtney (Bucknell, 1992)
Assistant Coaches: Scott Cherry (North Carolina, 1993), Eric Konkol (Wisconsin-Eau Claire, 2000)
Lettermen Returning/Lost: 7/5
Starters Returning/Lost: 3/2
2002-03 Record: 16-12
2002-03 Conference Record/Finish: 11-7/4th
2002-03 Postseason: None

Sports Information

Basketball Contact: Carlton White
Office Phone: (703) 993-3246
Home Phone: (540) 439-1753
Fax: (703) 993-3259
Press Row Phone: (703) 993-3044
Email: cwhite3@gmu.edu
Mailing Address: MSN 3A5/Sports Information, 4400 University Dr., Fairfax, VA 22030
Website: www.gmusports.com

Tribe vs. the Patriots

Name	g	fg-a	3fg-a	ft-a	reb-avg	a	pts-avg
Cope	6	4-13	0-0	2-4	17-2.8	2	10-1.7
D'Antoni	3	3-18	2-13	1-4	8-2.7	5	9-3.0
Hess	4	20-48	6-24	2-5	20-5.0	11	48-12.0
Loehrke	1	0-0	0-0	0-0	0-0.0	0	0-0.0
Markham	4	10-17	1-5	1-1	8-2.0	5	22-5.5
Mokris	2	1-2	0-0	1-2	2-1.0	0	3-1.5
Sorenson	1	1-1	0-0	0-0	2-2.0	0	2-2.0

The series between W&M and George Mason is tied with 25 wins each ... Last season the Patriots swept the Tribe, winning 67-58 in Fairfax and 60-43 in Williamsburg.

2003-04 Schedule

Nov. 21	MOREHEAD STATE	7:00 PM
Nov. 25	at Maryland	8:00 PM
Nov. 29	at Iona	2:00 PM
Dec. 2	EAST CAROLINA	7:00 PM
Dec. 4	at Hartford	7:00 PM
Dec. 7	at North Carolina	1:00 PM
Dec. 18	MCNEESE STATE	7:00 PM
Dec. 20	at Duquesne	4:00 PM
Dec. 23	ST. BONAVENTURE	7:00 PM
Jan. 3	TOWSON	7:00 PM
Jan. 7	OLD DOMINION	7:00 PM
Jan. 10	at William and Mary	7:00 PM
Jan. 14	HOFSTRA	7:00 PM
Jan. 17	at Virginia Commonwealth	4:00 PM
Jan. 21	at UNC Wilmington	7:00 PM
Jan. 24	JAMES MADISON	7:00 PM
Jan. 26	at Drexel	7:00 PM
Jan. 28	at Delaware	7:30 PM
Jan. 31	WILLIAM AND MARY	2:00 PM
Feb. 4	at Towson	7:00 PM
Feb. 7	at James Madison	4:00 PM
Feb. 11	VIRGINIA COMMONWEALTH	7:00 PM
Feb. 14	DREXEL	7:00 PM
Feb. 18	at Hofstra	7:00 PM
Feb. 21	DELAWARE	4:30 PM
Feb. 25	UNC WILMINGTON	7:00 PM
Feb. 28	at Old Dominion	7:00 PM
Mar. 5-8	CAA Tournament	

George Washington

Potential Red Auerbach Colonial Classic opponent, November 29, 2003, 6/8:00 PM (Washington, DC)

General Information

Location: Washington, DC
Founded: 1821
Enrollment: 9,782
Colors: Buff and Blue
Conference: Atlantic 10
Nickname: Colonials
Arena (Capacity): Charles E. Smith Center (5,000)
President: Stephen Joel Trachtenberg
Athletics Director: Jack Kvancz

Basketball Information

Head Coach: Karl Hobbs (Connecticut, 1985)
Record at GW: 24-33 (Two seasons)
Career Record: 24-33 (Two seasons)
Assistant Coaches: Kevin Broadus (Bowie State, 1990), Darrell Brooks (Bowie State, 1979), Steve Pikiell (Connecticut, 1990)
Lettermen Returning/Lost: 9/7
Starters Returning/Lost: 4/1
2002-03 Record: 12-17
2002-03 Conference Record/Finish: 5-11/5th
2002-03 Postseason: None

Sports Information

Basketball Contact: Brad Bower
Office Phone: (202) 991-0339
Home Phone: (703) 658-1497
Fax: (202) 994-2713
Press Row Phone: (202) 994-1776
Email: bbower@gwu.edu
Mailing Address: 600 22nd St., NW, Washington, DC 20052
Website: www.GWsports.com

Tribe vs. the Colonials

Name	g	fg-a	3fg-a	ft-a	reb-avg	a	pts-avg
* Smith	2	0-2	0-1	0-0	2-1.0	1	0-0.0

W&M trails in the series with George Washington, 26-36 ... The last time the two teams met was Feb. 2, 1977, an 83-70 Tribe win in Williamsburg ... The Colonials defeated the Tribe in their last meeting in Washington, DC, 75-69 on Dec. 4 1975 ... W&M is 3-3 against GW in conference tournaments, as the two teams met six times in the Southern Conference Tournament.

2003-04 Schedule

Nov. 21	at Charlotte	7:30 PM
Nov. 25	FLORIDA INTERNATIONAL	7:30 PM
Nov. 28	APPALACHIAN STATE	8:00 PM
Nov. 29	ST. FRANCIS (NY)/WILLIAM AND MARY	6/8:00 PM
Dec. 3	at Appalachian State	7:00 PM
Dec. 6	vs. West Virginia (MCI Center)	1:00 PM
Dec. 7	vs. Gonzaga/Maryland	3/5:30 PM
Dec. 10	TOWSON	7:30 PM
Dec. 20	at Old Dominion	7:00 PM
Dec. 23	at Fairfield	5:00 PM
Dec. 29	at Texas	8:00 PM
Jan. 3	at Saint Joseph's	12:00 PM
Jan. 7	TEMPLE	7:30 PM
Jan. 10	at Massachusetts	2:00 PM
Jan. 17	LA SALLE	4:00 PM
Jan. 21	at Dayton	7:00 PM
Jan. 24	DUQUESNE	4:00 PM
Jan. 28	XAVIER	7:30 PM
Jan. 31	at Richmond	2:00 PM
Feb. 4	ST. BONAVENTURE	7:30 PM
Feb. 7	RHODE ISLAND	4:00 PM
Feb. 11	at Fordham	7:00 PM
Feb. 18	DAYTON	7:30 PM
Feb. 21	at Duquesne	4:00 PM
Feb. 28	RICHMOND	2:00 PM
Mar. 3	at Xavier	7:30 PM
Mar. 6	at La Salle	2:00 PM
Mar. 10-13	Atlantic 10 Tournament	

Opponent Information

Hampton

December 19, 2003, 7:00 PM (Williamsburg, VA)

General Information

Location: Hampton, VA
Founded: 1868
Enrollment: 5,790
Colors: Royal Blue and White
Conference: Mid-Eastern Athletic Conference
Nickname: Pirates
Arena (Capacity): Hampton University Convocation Center (7,200)
President: Dr. William R. Harvey
Athletics Director: Malcolm "Zeke" Avery

Basketball Information

Head Coach: Bobby Collins (Eastern Kentucky, 1991)
Record at HU: 19-11 (One season)
Career Record: 19-11 (One season)
Assistant Coaches: Richard Morgan (Virginia, 1989), Darryl Bruce (Towson, 1990), Ed Lansford (William and Mary, 1982)
Lettermen Returning/Lost: 8/7
Starters Returning/Lost: 2/3
2002-03 Record: 19-11
2002-03 Conference Record/Finish: 13-5/2nd
2002-03 Postseason: None

Sports Information

Basketball Contact: Jamar Ross
Office Phone: (757) 727-5811
Home Phone: (757) 871-9475
Fax: (757) 727-5813
Press Row Phone: (757) 728-6886
Email: jamar.ross@hamptonu.edu
Mailing Address: 194 Holland Hall, Hampton, VA 23668
Website: www.hamptonu.edu

Tribe vs. the Pirates

Name	g	fg-a	3fg-a	ft-a	reb-avg	a	pts-avg
Cope	2	6-10	0-0	2-5	10-5.0	0	14-7.0
D'Antoni	2	1-6	0-4	0-1	1-0.5	7	2-1.0
* Hess	3	22-37	12-22	6-6	9-3.0	4	62-20.7
Markham	1	3-7	1-2	2-2	2-2.0	1	9-9.0
Mokris	1	0-1	0-1	0-0	3-3.0	0	0-0.0

* Includes one game with Eastern Michigan

W&M leads the series with Hampton, 5-3, including a 64-62 decision in Hampton on Feb. 3, 2003 ... The two teams have met every year beginning with the 1995-96 season, when Hampton became a Division I program.

2003-04 Schedule

Nov. 22-24	at Virgin Islands Tournament	TBA
Nov. 29	VIRGINIA COMMONWEALTH	7:00 PM
Dec. 1	AKRON	7:00 PM
Dec. 3	at Davidson	7:00 PM
Dec. 5	vs. Southern Mississippi	TBA
Dec. 6	at Winthrop Tournament	TBA
Dec. 9	NORFOLK STATE	8:00 PM
Dec. 19	at William and Mary	7:00 PM
Dec. 23	at East Carolina	7:00 PM
Dec. 29	at Richmond	7:00 PM
Jan. 3	SOUTH CAROLINA STATE	4:00 PM
Jan. 5	NORTH CAROLINA A&T	8:00 PM
Jan. 10	at Florida A&M	4:00 PM
Jan. 12	at Bethune-Cookman	8:00 PM
Jan. 19	MARYLAND EASTERN SHORE	8:00 PM
Jan. 24	at Delaware State	4:00 PM
Jan. 26	at Howard	8:00 PM
Jan. 31	COPPIN STATE	4:00 PM
Feb. 2	at Morgan State	8:00 PM
Feb. 7	at South Carolina State	4:00 PM
Feb. 9	at North Carolina A&T	8:00 PM
Feb. 14	FLORIDA A&M	4:00 PM
Feb. 16	BETHUNE-COOKMAN	8:00 PM
Feb. 23	at Maryland Eastern Shore	8:00 PM
Feb. 28	HOWARD	4:00 PM
Mar. 1	DELAWARE STATE	8:00 PM
Mar. 6	at Norfolk State	4:00 PM
Mar. 8-13	MEAC Tournament	

Hofstra

January 24, 2004, 4:00 PM (Hempstead, NY), February 14, 2004, 7:00 PM (Williamsburg, VA)

General Information

Location: Hempstead, NY
Founded: 1935
Enrollment: 13,400
Colors: Gold, White and Blue
Conference: Colonial Athletic Association
Nickname: Pride
Arena (Capacity): Hofstra Arena (5,124)
President: Stuart Rabinowitz
Athletics Director: Harry Royle

Basketball Information

Head Coach: Tom Pecora (Adelphi, 1983)
Record at HU: 20-41 (Two seasons)
Career Record: 20-41 (Two seasons)
Assistant Coaches: Tom Parrotta (Fordham, 1988), Van Maccon (Southampton, 1994), David Duke (Albany, 1997)
Lettermen Returning/Lost: 8/6
Starters Returning/Lost: 4/1
2002-03 Record: 8-21
2002-03 Conference Record/Finish: 6-12/9th
2002-03 Postseason: None

Sports Information

Basketball Contact: Jeremy Kniffin
Office Phone: (516) 463-6759
Home Phone: (516) 561-0757
Fax: (516) 463-5033
Press Row Phone: (516) 463-7725
Email: athjzk@hofstra.edu
Mailing Address: PFC 233, 1000 Fulton Avenue, Hempstead, NY 11549
Website: www.hofstra.edu/athletics

Tribe vs. the Pride

Name	g	fg-a	3fg-a	ft-a	reb-avg	a	pts-avg
Cope	5	9-20	0-0	5-8	16-3.2	3	23-4.6
D'Antoni	3	5-17	1-9	5-9	3-1.0	7	16-5.3
Hess	5	22-61	9-29	16-21	32-6.4	11	69-13.8
Loehrke	1	0-3	0-0	0-0	1-1.0	0	0-0.0
Markham	2	3-7	1-2	4-5	4-2.0	1	11-5.5
Mokris	3	2-9	1-4	2-3	4-1.3	3	7-2.3
Sorenson	1	2-6	1-4	1-2	2-2.0	0	6-6.0

W&M trails in the series with Hofstra, 2-3 ... The Pride won the last meeting, 74-64, in the first round of the 2003 CAA Tournament ... The two teams split in the regular season.

2003-04 Schedule

Nov. 18	at Marist (Preseason NIT)	7:30
Nov. 20	Preseason NIT	TBA
Nov. 22	at Providence	7:30 PM
Nov. 26	Preseason NIT Semifinals	TBA
Nov. 28	Preseason NIT Final/Consolation	TBA
Nov. 29	at Maryland	8:00 PM
Dec. 2	at St. John's	7:30 PM
Dec. 6	at Columbia	2:00 PM
Dec. 10	at Monmouth	7:00 PM
Dec. 13	STONY BROOK	4:00 PM
Dec. 23	ST. PETER'S	7:00 PM
Dec. 31	at Manhattan	5:00 PM
Jan. 3	at Delaware	4:00 PM
Jan. 5	VIRGINIA COMMONWEALTH	7:00 PM
Jan. 7	TOWSON	7:00 PM
Jan. 10	at Old Dominion	7:00 PM
Jan. 14	at George Mason	7:00 PM
Jan. 17	UNC WILMINGTON	4:00 PM
Jan. 21	at James Madison	7:00 PM
Jan. 24	WILLIAM AND MARY	4:00 PM
Jan. 28	HOFSTRA	7:00 PM
Jan. 31	at Virginia Commonwealth	4:00 PM
Feb. 4	DELAWARE	7:00 PM
Feb. 7	OLD DOMINION	4:00 PM
Feb. 11	at Drexel	7:00 PM
Feb. 14	at William and Mary	7:00 PM
Feb. 18	GEORGE MASON	7:00 PM
Feb. 21	JAMES MADISON	4:00 PM
Feb. 25	at Towson	7:00 PM
Feb. 28	at UNC Wilmington	7:00 PM
Mar. 5-8	CAA Tournament	4:00 PM

James Madison

January 28, 2004, 7:00 PM (Harrisonburg, VA), February 4, 2004, 7:00 PM (Williamsburg, VA)

General Information

Location: Harrisonburg, VA
Founded: 1908
Enrollment: 15,900
Colors: Purple and Gold
Conference: Colonial Athletic Association
Nickname: Dukes
Arena (Capacity): JMU Convocation Center (7,156)
President: Dr. Linwood H. Rose
Athletics Director: Jeff Bourne

Basketball Information

Head Coach: Sherman Dillard (James Madison, 1978)
Record at JMU: 86-85 (Six seasons)
Career Record: 115-137 (Nine seasons)
Assistant Coaches: Kevin Baggett (Saint Joseph's, 1989), Denny Hinson (Indiana State, 1995), John Marion (Southwest Texas State, 1995)
Lettermen Returning/Lost: 6/8
Starters Returning/Lost: 2/3
2002-03 Record: 13-17
2002-03 Conference Record/Finish: 8-10/7th
2002-03 Postseason: None

Sports Information

Basketball Contact: Gary Michael
Office Phone: (540) 568-6154
Home Phone: (540) 337-7310
Fax: (540) 568-3703
Press Row Phone: (540) 568-6710
Email: michaelg@jmu.edu
Mailing Address: Sports Media Relations, MSC 2303, Harrisonburg, VA 22807
Website: www.jmusports.com

Tribe vs. the Dukes

Name	g	fg-a	3fg-a	ft-a	reb-avg	a	pts-avg
Cope	7	8-21	0-0	12-15	22-3.1	5	28-4.0
D'Antoni	5	9-18	6-13	5-8	5-1.0	5	29-5.8
Hess	5	32-68	13-31	23-32	24-4.8	10	100-20.0
Loehrke	1	1-1	0-0	0-0	0-0.0	1	2-2.0
Markham	5	8-15	0-3	2-6	3-0.6	3	18-3.6
Mokris	2	4-10	1-5	4-5	1-4	3	13-6.5

W&M trails, 23-37, in the series with James Madison, but has won four of the last five meetings and 12 of the last 18 ... Last season the Tribe swept the Dukes, winning 61-59 in Harrisonburg (Jan. 29) and 75-72 in Williamsburg (Mar. 1).

2003-04 Schedule

Nov. 22	FURMAN	7:00 PM
Nov. 24	WEST VIRGINIA	7:00 PM
Nov. 30	NAVY	2:00 PM
Dec. 3	at La Salle	7:00 PM
Dec. 6	at Akron	3:00 PM
Dec. 16	at Virginia	7:30 PM
Dec. 20	at Florida Atlantic	7:00 PM
Dec. 30	at Appalachian State	7:00 PM
Jan. 1	at UNC Wilmington	2:00 PM
Jan. 7	at Drexel	7:00 PM
Jan. 10	VIRGINIA COMMONWEALTH	7:00 PM
Jan. 12	at Delaware	7:30 PM
Jan. 14	OLD DOMINION	7:00 PM
Jan. 17	TOWSON	7:00 PM
Jan. 21	HOFSTRA	7:00 PM
Jan. 24	at George Mason	7:00 PM
Jan. 28	WILLIAM AND MARY	7:00 PM
Jan. 31	DELAWARE	7:00 PM
Feb. 4	at William and Mary	7:00 PM
Feb. 7	GEORGE MASON	4:00 PM
Feb. 9	VIRGINIA MILITARY INSTITUTE	7:00 PM
Feb. 11	at Old Dominion	7:00 PM
Feb. 14	UNC WILMINGTON	7:00 PM
Feb. 18	at Virginia Commonwealth	7:30 PM
Feb. 21	at Hofstra	4:00 PM
Feb. 25	DREXEL	7:00 PM
Feb. 28	at Towson	7:00 PM
Mar. 5-8	CAA Tournament	

Opponent Information

Liberty

November 23, 2003, 2:00 PM (Williamsburg, VA)

General Information

Location: Lynchburg, VA
Founded: 1971
Enrollment: 8,500
Colors: Red, White and Blue
Conference: Big South
Nickname: Flames
Arena (Capacity): Vines Center (8,500)
President: Dr. John M. Borek, Jr.
Athletics Director: Kim Graham

Basketball Information

Head Coach: Randy Dunton (Baptist Bible College, 1984)
Record at LU: 25-32 (Two seasons)
Career Record: 57-56 (Three seasons)
Assistant Coaches: Bob Davis (Midland Lutheran, 1971), Chuck Martin (Willamette, 1981), Stephen Leary (Liberty, 1992)
Lettermen Returning/Lost: 6/3
Starters Returning/Lost: 4/1
2002-03 Record: 14-15
2002-03 Conference Record/Finish: 8-6/T2nd
2002-03 Postseason: None

Sports Information

Basketball Contact: Todd Wetmore
Office Phone: (434) 534-6848
Home Phone: (434) 237-4524
Fax: (434) 582-2076
Press Row Phone: (434) 582-7451
Email: twetmore@liberty.edu
Mailing Address: 1971 University Blvd., Lynchburg, VA 24502
Website: www.LibertyFlames.com

Tribe vs. the Flames

Name	g	fg-a	3fg-a	ft-a	reb-avg	a	pts-avg
Cope	1	1-3	0-0	0-0	3-3.0	1	2-2.0
Hess	1	6-10	3-4	4-4	9-9.0	0	19-19.0
Mokris	1	2-7	0-3	4-7	3-3.0	2	8-8.0

Last year Liberty defeated W&M, 62-61, on Nov. 26 in Lynchburg ... It was the first meeting between the two teams ... The Flames were the only Division I team in Virginia that the Tribe had never faced prior to last season.

2003-04 Schedule

Nov. 21	MIAMI (OH)	7:00 PM
Nov. 23	at William and Mary	2:00 PM
Nov. 27	vs. Houston	10:00 PM
Nov. 28	at Great Alaska Shootout	TBA
Nov. 29	at Great Alaska Shootout	TBA
Dec. 5	VIRGINIA INTERMONT	7:00 PM
Dec. 8	ARKANSAS STATE	7:00 PM
Dec. 11	CHATTANOOGA	7:00 PM
Dec. 13	at Iowa State	TBA
Dec. 18	at Old Dominion	7:00 PM
Dec. 28	at Arizona	TBA
Dec. 29	vs. Valparaiso/Louisiana-Lafayette	TBA
Jan. 3	at Coastal Carolina	7:00 PM
Jan. 5	at Charleston Southern	7:30 PM
Jan. 8	UNC ASHEVILLE	8:30 PM
Jan. 10	HIGH POINT	7:00 PM
Jan. 14	at Radford	7:00 PM
Jan. 20	VIRGINIA MILITARY INSTITUTE	7:00 PM
Jan. 24	WINTHROP	8:30 PM
Jan. 27	at Birmingham-Southern	8:30 PM
Jan. 31	at High Point	7:00 PM
Feb. 4	at UNC Asheville	7:00 PM
Feb. 7	CHARLESTON SOUTHERN	8:30 PM
Feb. 9	COASTAL CAROLINA	7:00 PM
Feb. 14	BIRMINGHAM-SOUTHERN	8:30 PM
Feb. 18	at Winthrop	7:00 PM
Feb. 21	at Virginia Military Institute	TBA
Feb. 25	at UNC Greensboro	7:00 PM
Feb. 28	RADFORD	7:00 PM
Mar. 2-6	Big South Tournament	

UNC Wilmington

December 4, 2003, 7:00 PM (Williamsburg, VA), January 7, 2004, 7:00 PM (Wilmington, NC)

General Information

Location: Wilmington, NC
Founded: 1947
Enrollment: 11,000
Colors: Teal, Gold and Navy Blue
Conference: Colonial Athletic Association
Nickname: Seahawks
Arena (Capacity): Trask Coliseum (6,100)
President: Dr. Rosemary DePaolo
Athletics Director: Peg Bradley-Dopes

Basketball Information

Head Coach: Brad Brownell (DePauw, 1991)
Record at UNCW: 24-7 (One season)
Career Record: 24-7 (One season)
Assistant Coaches: Bill Donlon (UNC Wilmington, 1999), Marty McGillan (UNC Wilmington, 1990), Byron Jones (Central Oklahoma, 1993)
Lettermen Returning/Lost: 8/3
Starters Returning/Lost: 2/3
2002-03 Record: 24-7
2002-03 Conference Record/Finish: 15-3/1st
2002-03 Postseason: NCAA Tournament First Round

Sports Information

Basketball Contact: Joe Browning
Office Phone: (910) 962-3236
Home Phone: (910) 392-4586
Fax: (910) 962-3686
Press Row Phone: (910) 962-3095
Email: browningj@uncw.edu
Mailing Address: 601 South College Road, Wilmington, NC 28403
Website: www.uncw.edu/athletics

Tribe vs. the Seahawks

Name	g	fg-a	3fg-a	ft-a	reb-avg	a	pts-avg
Cope	5	3-10	0-2	1-1	6-1.2	3	7-1.4
D'Antoni	3	5-10	3-7	1-3	5-1.7	11	14-4.7
Hess	4	8-27	3-13	7-9	20-5.0	7	26-6.5
Loehrke	1	0-1	0-0	0-0	2-2.0	0	0-0.0
Markham	3	3-9	0-2	1-1	4-1.3	2	7-2.3
Mokris	2	8-12	1-4	2-2	5-2.5	3	19-9.5
Sorenson	1	0-0	0-0	0-0	0-0.0	0	0-0.0

W&M trails, 13-28 in the series with UNC Wilmington ... UNCW has won five straight against the Tribe, including 72-48 in Williamsburg and 60-49 in Wilmington last year.

2003-04 Schedule

Nov. 21	at Marshall	7:00 PM
Nov. 24	JACKSONVILLE	7:00 PM
Nov. 29	at East Tennessee State	4:00 PM
Dec. 1	at Campbell	7:00 PM
Dec. 4	at William and Mary	7:00 PM
Dec. 17	UNC ASHEVILLE	7:00 PM
Dec. 22	COLLEGE OF CHARLESTON	7:00 PM
Dec. 28	vs. North Carolina (Myrtle Beach, SC)	1:00 PM
Jan. 1	JAMES MADISON	2:00 PM
Jan. 3	at North Carolina State	8:00 PM
Jan. 7	WILLIAM AND MARY	7:00 PM
Jan. 10	DREXEL	2:00 PM
Jan. 14	VIRGINIA COMMONWEALTH	7:00 PM
Jan. 17	at Hofstra	4:00 PM
Jan. 19	at Towson	7:00 PM
Jan. 21	GEORGE MASON	7:00 PM
Jan. 24	DELAWARE	4:00 PM
Jan. 28	at Old Dominion	7:00 PM
Jan. 31	at Drexel	1:00 PM
Feb. 4	OLD DOMINION	7:00 PM
Feb. 7	at Virginia Commonwealth	7:00 PM
Feb. 11	TOWSON	7:00 PM
Feb. 14	at James Madison	7:00 PM
Feb. 16	at Delaware	7:30 PM
Feb. 21	ESPN Bracket Buster	TBA
Feb. 25	at George Mason	7:00 PM
Feb. 28	HOFSTRA	4:00 PM
Mar. 5-8	CAA Tournament	

Old Dominion

January 26, 2004, 7:00 PM (Williamsburg, VA), February 25, 2004, 7:00 PM (Norfolk, VA)

General Information

Location: Norfolk, VA
Founded: 1930
Enrollment: 20,105
Colors: Slate Blue, Light Blue and Silver
Conference: Colonial Athletic Association
Nickname: Monarchs
Arena (Capacity): Ted Constant Convocation Center (8,650)
President: Dr. Roseann Runte
Athletics Director: Dr. Jim Jarrett

Basketball Information

Head Coach: Blaine Taylor (Montana, 1981)
Record at ODU: 25-31 (Two seasons)
Career Record: 167-96 (Nine seasons)
Assistant Coaches: Jim Corrigan (Duke, 1980), Rob Wilkes (Stetson, 1993), Travis DeCuire (Montana, 1994)
Lettermen Returning/Lost: 10/2
Starters Returning/Lost: 3/2
2002-03 Record: 12-15
2002-03 Conference Record/Finish: 9-9/6th
2002-03 Postseason: None

Sports Information

Basketball Contact: Carol Hudson
Office Phone: (757) 683-3372
Home Phone: (757) 625-2061
Fax: (757) 683-3119
Press Row Phone: (757) 683-5596
Email: chudson@odu.edu
Mailing Address: Room 124, Athletic Admin. Bldg., Norfolk, VA 23529
Website: www.odusports.com

Tribe vs. the Monarchs

Name	g	fg-a	3fg-a	ft-a	reb-avg	a	pts-avg
Cope	7	7-16	0-0	12-17	26-3.7	4	26-3.7
D'Antoni	4	2-15	2-10	1-2	7-1.8	6	7-1.8
Hess	4	21-56	6-24	9-13	21-5.3	6	57-14.3
Loehrke	2	0-1	0-0	2-2	1-0.5	0	2-1.0
Markham	3	3-14	0-4	2-4	7-2.3	2	8-2.7
Mokris	2	3-6	0-2	0-0	2-5	2	6-3.0

W&M trails, 13-48 in the series with Old Dominion ... Last year the Monarchs defeated the Tribe, 76-64, in Norfolk on Jan. 11 .. The Tribe won at home last year, defeating ODU, 69-53, in Williamsburg on Feb. 5.

2003-04 Schedule

Nov. 22	at North Carolina	8:00 PM
Nov. 29	SAINT JOSEPH'S	7:00 PM
Dec. 4	at Virginia Tech	7:00 PM
Dec. 6	CHARLOTTE	7:00 PM
Dec. 13	MORGAN STATE	7:00 PM
Dec. 15	at South Alabama	6:00 PM
Dec. 18	LIBERTY	7:00 PM
Dec. 20	GEORGE WASHINGTON	7:00 PM
Dec. 29	VIRGINIA MILITARY INSTITUTE	7:00 PM
Jan. 3	DREXEL	1:00 PM
Jan. 7	at George Mason	7:00 PM
Jan. 10	HOFSTRA	7:00 PM
Jan. 14	at James Madison	7:00 PM
Jan. 17	at Delaware	7:30 PM
Jan. 21	VIRGINIA COMMONWEALTH	7:00 PM
Jan. 24	at Towson	4:00 PM
Jan. 26	at William and Mary	7:00 PM
Jan. 28	UNC WILMINGTON	7:00 PM
Jan. 31	TOWSON	7:00 PM
Feb. 4	at UNC Wilmington	7:00 PM
Feb. 7	at Hofstra	4:00 PM
Feb. 11	JAMES MADISON	7:00 PM
Feb. 14	DELAWARE	7:00 PM
Feb. 18	at Drexel	7:00 PM
Feb. 21	at Virginia Commonwealth	7:00 PM
Feb. 25	WILLIAM AND MARY	7:00 PM
Feb. 28	GEORGE MASON	7:00 PM
Mar. 5-8	CAA Tournament	

Opponent Information

Pittsburgh

January 3, 2004, 4:00 PM (Pittsburgh, PA)

General Information

Location: Pittsburgh, PA
Founded: 1787
Enrollment: 34,003
Colors: Blue and Gold
Conference: Big East
Nickname: Panthers
Arena (Capacity): Petersen Events Center (12,508)
President: Mark Nordenberg
Athletics Director: Jeff Long

Sports Information

Basketball Contact: Greg Hotchkiss
Office Phone: (412) 648-8240
Home Phone: (412) 491-5296
Fax: (412) 648-8248
Press Row Phone: (412) 648-2318
Email: ghotchkiss@athletics.pitt.edu
Mailing Address: PO Box 7436, Petersen Events Center, Pittsburgh, PA 15213
Website: www.pittsburghpanthers.com

2003-04 Schedule

Nov. 14	vs. Alabama (Madison Square Garden)	TBA
Nov. 22	ST. FRANCIS (PA)	7:00 PM
Nov. 26	ROBERT MORRIS	7:00 PM
Nov. 28	ALBANY	7:00 PM
Dec. 3	at Duquesne	TBA
Dec. 6	PENN STATE	TBA
Dec. 13	YOUNGSTOWN STATE	7:00 PM
Dec. 15	GEORGETOWN COLLEGE	7:00 PM
Dec. 17	CHICAGO STATE	7:00 PM
Dec. 20	MURRAY STATE	7:00 PM
Dec. 22	FLORIDA STATE	7:00 PM
Dec. 27	NEW HAMPSHIRE	7:00 PM
Dec. 30	GEORGIA	7:00 PM
Jan. 3	WILLIAM AND MARY	4:00 PM
Jan. 6	VIRGINIA TECH	TBA
Jan. 10	at Miami	TBA
Jan. 12	NOTRE DAME	7:00 PM
Jan. 17	RUTGERS	TBA
Jan. 19	at Connecticut	7:00 PM
Jan. 24	at Syracuse	8:00 PM
Jan. 28	BOSTON COLLEGE	TBA
Feb. 4	ST. JOHN'S	TBA
Feb. 7	at Notre Dame	TBA
Feb. 9	at Seton Hall	TBA
Feb. 15	CONNECTICUT	1:30 PM
Feb. 21	at West Virginia	TBA
Feb. 24	at Georgetown	TBA
Feb. 29	SYRACUSE	4:00 PM
Mar. 2	at Providence	TBA
Mar. 6	VILLANOVA	1:30 PM
Mar. 10-13	Big East Tournament	

Basketball Information

Head Coach: Jamie Dixon (TCU, 1987)
Record at Pitt: First season
Career Record: First season
Assistant Coaches: Barry Rohrsen (St. Francis (NY), 1983), Pat Sandle (San Francisco State, 1987), Joe Lombardi (Youngstown State, 1981)
Lettermen Returning/Lost: 9/3
Starters Returning/Lost: 2/3
2002-03 Record: 28-5
2002-03 Conference Record/Finish: 13-3/T1st (West Div.)
2002-03 Postseason: NCAA Tournament, Third Round

Tribe vs. the Panthers

No current W&M player has faced Pittsburgh.

W&M trails in the series with Pittsburgh, 5-7, and has won just one of its seven meetings in Pittsburgh ... The last time the two teams met was Feb. 1, 1975, a 70-60 Panthers win in Pittsburgh ... The last W&M win in the series was a 73-68 decision on Feb. 5, 1972 in Williamsburg.

Radford

November 24, 2003, 7:00 PM (Radford, VA)

General Information

Location: Radford, VA
Founded: 1910
Enrollment: 9,242
Colors: Red, White and Blue
Conference: Big South
Nickname: Highlanders
Arena (Capacity): Dedmon Center (5,000)
President: Dr. Douglas Covington
Athletics Director: Greig Denny

Sports Information

Basketball Contact: TBA
Office Phone: (540) 831-5726
Home Phone: TBA
Fax: (540) 831-5556
Press Row Phone: (540) 831-5295
Email: TBA
Mailing Address: 1 Dedmon Center, Radford, VA 24141
Website: radford.edu / Athletics

2003-04 Schedule

Nov. 22	BLUEFIELD	7:00 PM
Nov. 24	WILLIAM AND MARY	7:00 PM
Nov. 26	at North Carolina A&T	7:30 PM
Nov. 29	AKRON	7:00 PM
Dec. 2	AMERICAN	7:00 PM
Dec. 4	MARSHALL	7:00 PM
Dec. 6	at Howard	4:00 PM
Dec. 13	at Virginia Tech	7:00 PM
Dec. 22	at Clemson	7:00 PM
Dec. 30	at East Carolina	7:00 PM
Jan. 5	at Winthrop	7:00 PM
Jan. 8	at Virginia Military Institute	7:00 PM
Jan. 10	UNC ASHEVILLE	7:00 PM
Jan. 14	LIBERTY	7:00 PM
Jan. 17	at High Point	7:00 PM
Jan. 19	BIRMINGHAM SOUTHERN	7:00 PM
Jan. 24	COASTAL CAROLINA	7:00 PM
Jan. 26	CHARLESTON SOUTHERN	7:00 PM
Jan. 31	at UNC Asheville	4:30 PM
Feb. 4	VIRGINIA MILITARY INSTITUTE	7:30 PM
Feb. 7	WINTHROP	7:00 PM
Feb. 11	LONGWOOD	7:00 PM
Feb. 14	at Charleston Southern	4:00 PM
Feb. 16	at Coastal Carolina	7:00 PM
Feb. 21	HIGH POINT	7:00 PM
Feb. 25	at Birmingham Southern	8:00 PM
Feb. 28	at Liberty	7:00 PM
Mar. 2, 4, 6	Big South Tournament	

Basketball Information

Head Coach: Byron Samuels (UNC Asheville, 1986)
Record at RU: 10-20 (One season)
Career Record: 27-56 (Three seasons)
Assistant Coaches: Kevin Martin (UNC Asheville, 1999), Troy Manns (Virginia Tech, 1996), Jeff Brookman (Belmont Abbey, 1998)
Lettermen Returning/Lost: 8/3
Starters Returning/Lost: 4/1
2002-03 Record: 10-20
2002-03 Conference Record/Finish: 7-8/6th
2002-03 Postseason: None

Tribe vs. the Highlanders

Name	g	fg-a	3fg-a	ft-a	reb-avg	a	pts-avg
Cope	1	2-5	0-0	1-2	3-3.0	2	5-5.0
D'Antoni	1	0-6	0-1	2-3	0-0.0	1	2-2.0
Hess	1	8-14	2-6	1-2	13-13.0	2	19-19.0
Mokris	1	1-3	1-3	3-3	3-3.0	1	6-6.0

W&M and Radford have each won a game in their two-game series ... Last season the Highlanders defeated the Tribe, 64-63 in Williamsburg on Nov. 24 ... W&M won their first meeting, 85-56, on Dec. 3, 1977, also in Williamsburg.

St. Francis (NY)

Red Auerbach Colonial Classic, November 28, 2003, 6:00 PM (Washington, DC)

General Information

Location: Brooklyn Heights, NY
Founded: 1884
Enrollment: 2,300
Colors: Red and Blue
Conference: Northeast
Nickname: Terriers
Arena (Capacity): Pope Physical Education Center
President: Dr. Frank Macchiarola
Athletics Director: Ed Aquilone

Sports Information

Basketball Contact: Angela Merlino
Office Phone: (718) 489-5369
Home Phone: (718) 930-4237
Fax: (718) 797-2140
Press Row Phone: (718) 489-5412
Email: amerlino@stfranciscollege.edu
Mailing Address: 180 Remsen Street, Brooklyn Heights, NY 11201
Website: www.stfranciscollege.edu

2003-04 Schedule

Nov. 18	vs Massachusetts (Preseason NIT)	7:00 PM
Nov. 21	Preseason NIT Round Two	7:00 PM
Nov. 28	vs. William and Mary	6:00 PM
Nov. 29	vs. Geo Washington/Appalachian State 6/8	8:00 PM
Dec. 3	ST. PETER'S	8:00 PM
Dec. 9	at St. John's	7:00 PM
Dec. 17	BINGHAMTON	7:00 PM
Dec. 20	at Penn State	8:00 PM
Dec. 23	MOUNT ST. MARY'S	7:00 PM
Dec. 29	CORNELL	7:00 PM
Jan. 3	QUINNIPIAC	12:00 PM
Jan. 6	at Army	7:00 PM
Jan. 10	at St. Francis (PA)	7:00 PM
Jan. 12	at Robert Morris	7:30 PM
Jan. 15	MONMOUTH	7:00 PM
Jan. 17	at Central Connecticut State	2:00 PM
Jan. 22	at Fairleigh Dickinson	7:00 PM
Jan. 24	at Wagner	1:30 PM
Jan. 29	SACRED HEART	8:00 PM
Jan. 31	ROBERT MORRIS	4:00 PM
Feb. 2	ST. FRANCIS (PA)	7:00 PM
Feb. 7	at Mount St. Mary's	7:00 PM
Feb. 14	WANER COLLEGE	4:00 PM
Feb. 19	at Sacred Heart	7:00 PM
Feb. 21	at Long Island University	4:00 PM
Feb. 24	LONG ISLAND UNIVERSITY	7:00 PM
Feb. 27	at Monmouth	8:00 PM
Mar. 1	FAIRLEIGH DICKINSON	8:00 PM
Mar. 6,7,10	Northeast Conference Tournament	

Basketball Information

Head Coach: Ron Ganulin (Long Island Univ., 1968)
Record at SFC: 159-179 (12 seasons)
Career Record: 186-202 (14 seasons)
Associate Head Coach: Glenn Braica (Queens College, 1988)
Assistant Coach: Neal Biscaldi (Rowan, 1995)
Lettermen Returning/Lost: 9/5
Starters Returning/Lost: 2/3
2002-03 Record: 14-16
2002-03 Conference Record/Finish: 9-9/6th
2002-03 Postseason: None

Tribe vs. the Terriers

No current W&M player has faced St. Francis (NY).

W&M won the only meeting between the two schools, 32-28, at St. Francis during the 1939-40 season.

Opponent Information

Towson

January 14, 2004, 7:00 PM (Towson, MD), February 18, 2004, 7:00 PM (Williamsburg, VA)

General Information

Location: Towson, MD
Founded: 1866
Enrollment: 17,400
Colors: Gold, White and Black
Conference: Colonial Athletic Association
Nickname: Tigers
Arena (Capacity): Towson Center (5,000)
President: Dr. Robert Caret
Athletics Director: Dr. Wayne Edwards

Basketball Information

Head Coach: Michael Hunt (Furman, 1985)
Record at TU: 15-42 (Two seasons)
Career Record: 15-42 (Two seasons)
Assistant Coaches: Lamont Franklin (UNC Wilmington, 1997), Stephen Miss (North Carolina, 1992), Luke Strege (Wisconsin-La Crosse, 1999)
Lettermen Returning/Lost: 7/4
Starters Returning/Lost: 5/1
2002-03 Record: 4-24
2002-03 Conference Record/Finish: 1-17/10th
2002-03 Postseason: None

Sports Information

Basketball Contact: Peter Schlehr
Office Phone: (410) 704-2232
Home Phone: (410) 838-9221
Fax: (410) 704-3861
Press Row Phone: (410) 704-3286
Email: pschlehr@towson.edu
Mailing Address: 8000 York Road, Towson, MD 21252-0001
Website: www.towson.tigers.com

Tribe vs. the Tigers

Name	g	fg-a	3fg-a	ft-a	reb-avg	a	pts-avg
Cope	4	7-16	0-0	3-5	13-3.3	3	17-4.3
D'Antoni	3	2-7	2-5	4-4	4-1.3	12	10-3.3
Hess	4	19-44	7-22	7-11	15-3.8	10	52-13.0
Loehrke	1	1-3	0-0	3-4	3-3.0	0	5-5.0
Markham	3	2-9	1-3	2-2	5-1.7	3	7-2.3
Mokris	2	2-6	0-1	4-5	7-3.5	2	8-4.0
Sorenson	1	0-2	0-2	0-0	0-0.0	0	0-0.0

W&M holds a 6-3 lead in the series with Towson ... The Tribe swept the Tigers last season, winning 74-55 in Williamsburg on Jan. 4, and defeating Towson, 59-52, on the road on Feb. 12.

2003-04 Schedule

Nov. 21	COPPIN STATE	9:30 PM
Nov. 22	LOYOLA/UMBC	5:30/8 PM
Nov. 29	at Loyola	7:30 PM
Dec. 2	at Georgia	7:00 PM
Dec. 6	at Norfolk State	4:00 PM
Dec. 10	at George Washington	7:30 PM
Dec. 13	UMBC	7:00 PM
Dec. 20	VIRGINIA TECH	4:00 PM
Dec. 30	at UMES	4:00 PM
Jan. 3	at George Mason	7:00 PM
Jan. 7	at Hofstra	7:00 PM
Jan. 10	DELAWARE	5:00 PM
Jan. 14	WILLIAM AND MARY	7:00 PM
Jan. 17	at James Madison	7:00 PM
Jan. 19	UNC WILMINGTON	7:00 PM
Jan. 21	DREXEL	7:00 PM
Jan. 24	OLD DOMINION	4:00 PM
Jan. 28	at Virginia Commonwealth	7:30 PM
Jan. 31	at Old Dominion	7:00 PM
Feb. 4	GEORGE MASON	7:00 PM
Feb. 7	at Delaware	4:00 PM
Feb. 11	at UNC Wilmington	7:00 PM
Feb. 14	VIRGINIA COMMONWEALTH	7:00 PM
Feb. 18	at William and Mary	7:00 PM
Feb. 21	at Drexel	1:00 PM
Feb. 25	HOFSTRA	7:00 PM
Feb. 28	JAMES MADISON	7:00 PM
Mar. 5-8	CAA Tournament	

Virginia

January 5, 2004, 9:00 PM (Charlottesville, VA)

General Information

Location: Charlottesville, VA
Founded: 1819
Enrollment: 19,197
Colors: Orange and Blue
Conference: Atlantic Coast Conference
Nickname: Cavaliers
Arena (Capacity): University Hall (8,392)
President: John T. Casteen, III
Athletics Director: Craig Littlepage

Basketball Information

Head Coach: Pete Gillen (Fairfield, 1968)
Record at UVA: 86-65 (Five seasons)
Career Record: 360-193 (18 seasons)
Assistant Coaches: Walt Fuller (Drexel, 1987), Scott Shepard (Robert Morris, 1991), Rod Jensen (Redlands, 1975)
Lettermen Returning/Lost: 8/6
Starters Returning/Lost: 4/1
2002-03 Record: 16-16
2002-03 Conference Record/Finish: 6-10/T6th
2002-03 Postseason: NIT, Second Round

Sports Information

Basketball Contact: Rich Murray
Office Phone: (434) 982-5500
Home Phone: (434) 978-2966
Fax: (434) 982-5525
Press Row Phone: (434) 296-5910
Email: rjm4e@virginia.edu
Mailing Address: PO Box 400853, Charlottesville, VA 22904-4853
Website: www.virginiasports.com

Tribe vs. the Cavaliers

No current W&M player has faced Virginia.

W&M trails Virginia in their series, 29-48 ... The Cavaliers have won the last seven matchups, including the last time the two teams played, a 49-45 decision in Charlottesville on Nov. 19, 1997 ... The last time W&M defeated UVA was by one point, 54-53, on Dec. 5, 1984 in Williamsburg ... The Tribe's best stretch against the Cavaliers was from the start of the 1949-50 season through the end of the 1962-63 campaign, when W&M was 12-1 against Virginia.

2003-04 Schedule

Nov. 23	MOUNT ST. MARY'S	7:00 PM
Nov. 28	VIRGINIA TECH	8:00 PM
Nov. 30	HIGH POINT	2:00 PM
Dec. 3	MINNESOTA	9:30 PM
Dec. 5	at Virginia Military Institute	7:00 PM
Dec. 16	JAMES MADISON	7:30 PM
Dec. 19	at Loyola Marymount	10:00 PM
Dec. 22	COASTAL CAROLINA	7:30 PM
Dec. 28	at NC State	8:00 PM
Dec. 31	IOWA STATE	6:00 PM
Jan. 3	PROVIDENCE	3:00 PM
Jan. 5	WILLIAM AND MARY	7:30 PM
Jan. 11	DUKE	5:30 PM
Jan. 15	at Georgia Tech	7:00 PM
Jan. 18	FLORIDA STATE	1:00 PM
Jan. 20	CLEMSON	7:00 PM
Jan. 24	at North Carolina	12:00 PM
Jan. 31	at Wake Forest	2:30 PM
Feb. 4	MARYLAND	9:00 PM
Feb. 7	NC STATE	3:00 PM
Feb. 11	at Duke	7:00 PM
Feb. 14	GEORGIA TECH	2:00 PM
Feb. 17	at Florida State	7:00 PM
Feb. 21	at Clemson	4:00 PM
Feb. 24	NORTH CAROLINA	8:00 PM
Mar. 2	WAKE FOREST	7:00 PM
Mar. 7	at Maryland	8:00 PM
Mar. 11-14	ACC Tournament	

Virginia Commonwealth

December 6, 2003, 7:00 PM (Richmond, VA), February 28, 2004, 7:00 PM (Williamsburg, VA)

General Information

Location: Richmond, VA
Founded: 1838
Enrollment: 26,009
Colors: Black and Gold
Conference: Colonial Athletic Association
Nickname: Rams
Arena (Capacity): Stuart C. Siegel Center (7,500)
President: Dr. Eugene P. Trani
Athletics Director: Dr. Richard L. Sander

Basketball Information

Head Coach: Jeff Capel III (Duke, 1997)
Record at VCU: 18-10 (One season)
Career Record: 18-10 (One season)
Assistant Coaches: Gerald White (Auburn, 1988), Jeff LaMere (Duke, 1994), Mark Cline (Wake Forest, 1988)
Lettermen Returning/Lost: 7/3
Starters Returning/Lost: 3/2
2002-03 Record: 18-10
2002-03 Conference Record/Finish: 12-6/T2nd
2002-03 Postseason: None

Sports Information

Basketball Contact: Phil Stanton
Office Phone: (804) 828-7000
Home Phone: (804) 285-8142
Fax: (804) 828-9428
Press Row Phone: (804) 827-1010
Email: pdstanton@vcu.edu
Mailing Address: PO Box 842003, Richmond, VA 23284-2003
Website: vcrams.vcu.edu

Tribe vs. the Rams

Name	g	fg-a	3fg-a	ft-a	reb-avg	a	pts-avg
Cope	6	3-13	0-0	5-7	11-1.8	0	11-1.8
D'Antoni	4	2-7	1-4	5-8	5-1.3	6	10-2.5
Hess	3	28-60	5-20	31-34	29-9.7	13	92-30.7
Loehrke	2	1-3	0-0	0-1	2-1.0	0	2-1.0
Markham	3	9-19	2-3	9-12	8-2.7	4	29-9.7
Mokris	2	4-5	1-2	4-4	2-1.0	0	13-6.5
Sorenson	1	0-0	0-0	0-0	1-1.0	0	0-0.0

W&M trails, 10-21, in the series with VCU, but has won five of the last eight ... The Tribe has won four straight and six of the last seven against the Rams in Williamsburg ... Last season W&M defeated VCU, 88-83, in double-OT at home.

2003-04 Schedule

Nov. 21	IONA	7:30 PM
Nov. 25	WESTERN KENTUCKY	7:30 PM
Nov. 29	at Hampton	7:00 PM
Dec. 3	at Richmond	7:30 PM
Dec. 6	WILLIAM AND MARY	7:00 PM
Dec. 15	NORTH CAROLINA A&T	7:30 PM
Dec. 18	UAB	7:30 PM
Dec. 22	at La Salle	7:00 PM
Dec. 29	at Georgia Tech	7:00 PM
Jan. 2	MIDDLE TENNESSEE STATE	7:30 PM
Jan. 5	at Hofstra	7:00 PM
Jan. 7	DELAWARE	7:30 PM
Jan. 10	at James Madison	7:00 PM
Jan. 14	at UNC Wilmington	7:00 PM
Jan. 17	GEORGE MASON	4:00 PM
Jan. 21	at Old Dominion	7:00 PM
Jan. 24	at Drexel	5:00 PM
Jan. 28	TOWSON	7:30 PM
Jan. 31	HOFSTRA	4:00 PM
Feb. 4	DREXEL	7:30 PM
Feb. 7	UNC WILMINGTON	7:00 PM
Feb. 11	at George Mason	7:00 PM
Feb. 14	at Towson	7:00 PM
Feb. 18	JAMES MADISON	7:30 PM
Feb. 21	OLD DOMINION	7:00 PM
Feb. 25	at Delaware	7:30 PM
Feb. 28	at William and Mary	7:00 PM
Mar. 5-8	CAA Tournament	

Opponent Information

Virginia Tech

December 23, 2003, 7:00 PM (Blacksburg, VA)

General Information

Location: Blacksburg, VA
Founded: 1872
Enrollment: 26,000
Colors: Chicago Maroon and Burnt Orange
Conference: Big East
Nickname: Hokies
Arena (Capacity): Cassell Coliseum (10,052)
President: Dr. Charles Steger
Athletics Director: Jim Weaver

Basketball Information

Head Coach: Seth Greenberg (Fairleigh Dickinson, 1978)
Record at VT: First season
Career Record: 213-170 (13 seasons)
Assistant Coaches: Brad Greenberg (American, 1977), Ryan Odom (Hampden-Sydney, 1996), Eric Skeeters (Coppin State, 1997)
Lettermen Returning/Lost: 7 / 4
Starters Returning/Lost: 2 / 3
2002-03 Record: 12-17
2002-03 Conference Record/Finish: 4-12 / 7th (East Div.)
2002-03 Postseason: None

Sports Information

Basketball Contact: Bill Dyer
Office Phone: (540) 231-8852
Home Phone: (540) 552-8461
Fax: (540) 231-6984
Press Row Phone: (540) 231-4905
Email: wdyer@vt.edu
Mailing Address: 460-B Jamerson Athletic Center, Blacksburg, VA 24061-0502
Website: www.hokiesports.com

Tribe vs. the Hokies

Name	g	fg-a	3fg-a	ft-a	reb-avg	a	pts-avg
Cope	2	1-2	0-0	0-0	3-1.5	1	2-1.0
Hess	1	5-19	1-7	2-2	12-12.0	3	13-13.0
Mokris	1	0-3	0-2	2-2	3-3.0	1	2-2.0

W&M trails the series with Virginia Tech, 41-73 ... W&M has won the last two meetings with the Hokies ... The Tribe defeated VT, 60-52, in Williamsburg on Dec. 7, 2002, and also won, 48-46, on Nov. 20, 2000 in Blacksburg ... The last time Virginia Tech defeated W&M was Nov. 22, 1999 in Williamsburg by a score of 59-57 ... Their last five meetings have been decided by an average of 4.6 points.

2003-04 Schedule

Nov. 22	NEW HAMPSHIRE	TBA
Nov. 25	WESTERN CAROLINA	7:00 PM
Nov. 28	at Virginia	8:00 PM
Dec. 1	MORGAN STATE	7:00 PM
Dec. 4	OLD DOMINION	7:00 PM
Dec. 6	at Ohio State	4:00 PM
Dec. 10	VIRGINIA MILITARY INSTITUTE	7:00 PM
Dec. 13	RADFORD	7:00 PM
Dec. 20	at Towson	4:00 PM
Dec. 23	WILLIAM AND MARY	7:00 PM
Dec. 27	vs. East Carolina (Norfolk, VA)	7:00 PM
Jan. 6	at Pittsburgh	7:00 PM
Jan. 14	at West Virginia	7:00 PM
Jan. 17	MIAMI	2:00 PM
Jan. 20	NOTRE DAME	7:00 PM
Jan. 24	at Seton Hall	7:00 PM
Jan. 28	CONNECTICUT	7:00 PM
Jan. 31	at Syracuse	7:00 PM
Feb. 4	PROVIDENCE	7:00 PM
Feb. 11	GEORGETOWN	7:00 PM
Feb. 15	at Rutgers	2:00 PM
Feb. 18	at Villanova	7:30 PM
Feb. 21	ST. JOHN'S	7:00 PM
Feb. 25	at Boston College	7:30 PM
Feb. 28	WEST VIRGINIA	12:00 PM
Mar. 3	RUTGERS	7:00 PM
Mar. 6	at Georgetown	12:00 PM
Mar. 10-13	Big East Tournament	

CAA Tournament

March 5-8, 2004 (Richmond Coliseum, Richmond, VA)

2004 Tournament Schedule

Friday, March 5, 2004

First-round games

Gm. 1 #8 seed vs. #9 seed - 5:30 PM
 Gm. 2 #7 seed vs. #10 seed - 8:00 PM

Saturday, March 6, 2004

Quarterfinal games

Gm. 3 #1 seed vs. #8 / #9 winner - 12:00 PM
 Gm. 4 #4 seed vs. #5 seed - 2:30 PM
 Gm. 5 #2 seed vs. #7 / #10 winner - 6:00 PM
 Gm. 6 #3 seed vs. #6 seed - 8:30 PM

Sunday, March 7, 2004

Semifinal games (Televised on Comcast)

Gm. 7 Game 3 winner vs. Game 4 winner - 3:00 PM
 Gm. 8 Game 5 winner vs. Game 6 winner - 5:30 PM

Monday, March 8, 2004

Championship game (Televised nationally on ESPN)

Final Game 7 winner vs. Game 8 winner - 7:00 PM



Past Tournaments

Year	Champion	Runner-up
1983	James Madison	William and Mary
1984	Richmond	Navy
1985	Navy	Richmond
1986	Navy	George Mason
1987	Navy	UNC Wilmington
1988	Richmond	George Mason
1989	George Mason	UNC Wilmington
1990	Richmond	James Madison
1991	Richmond	George Mason
1992	Old Dominion	James Madison
1993	East Carolina	James Madison
1994	James Madison	Old Dominion
1995	Old Dominion	James Madison
1996	Virginia Commonwealth	UNC Wilmington
1997	Old Dominion	James Madison
1998	Richmond	UNC Wilmington
1999	George Mason	Old Dominion
2000	UNC Wilmington	Richmond
2001	George Mason	UNC Wilmington
2002	UNC Wilmington	Virginia Commonwealth
2003	UNC Wilmington	Drexel

Opponent Sports Information Contacts

Appalachian State

Leila Jackson prattl@appstate.edu
 (828) 262-2548 www.goasu.com

Campbell

Stan Cole cole@mailcenter.campbell.edu
 (910) 893-1331 www.GoCamels.com

Delaware

Mike Hirschman mhirsch@udel.edu
 (302) 831-2186 www.udel.edu/sportsinfo

Drexel

Mike Tuberosa tuberosa@drexel.edu
 (215) 895-1591 www.drexel.edu/sports

George Mason

Carlton White cwhite3@gmu.edu
 (703) 993-3246 www.gmusports.com

George Washington

Brad Bower bbower@gwu.edu
 (202) 991-0339 www.gwsports.com

Hampton

Jamar Ross jamar.ross@hamptonu.edu
 (757) 727-5811 www.hamptonu.edu

Hofstra

Jeremy Kniffin athjzk@hofstra.edu
 (516) 463-6759 www.hofstra.edu/athletics

James Madison

Gary Michael michaelg@jmu.edu
 (540) 568-6154 www.jmusports.com

Liberty

Todd Wetmore twetmore@liberty.edu
 (434) 582-2292 www.LibertyFlames.com

UNC Wilmington

Joe Browning browningj@uncw.edu
 (910) 962-3236 www.uncw.edu/athletics

Old Dominion

Carol Hudson chudson@odu.edu
 (757) 683-3372 www.odusports.com

Pittsburgh

Greg Hotchkiss ghotchkiss@athletics.pitt.edu
 (412) 648-8240 www.pittsburghpanthers.com

Radford

TBA TBA
 (540) 831-5726 www.radford.edu/Athletics

St. Francis (PA)

Angela Merlino amerlino@stfranciscollege.edu
 (718) 489-5369 www.stfranciscollege.edu

Towson

Peter Schlehr pschlehr@towson.edu
 (410) 704-2232 www.towsontigers.com

Virginia

Rich Murray rjm4e@virginia.edu
 (434) 982-5000 www.virginiaspports.com

Virginia Commonwealth

Phil Stanton pdstanton@vcu.edu
 (804) 828-7000 vcurams.vcu.edu

Virginia Tech

Bill Dyer wdyer@vt.edu
 (540) 231-8852 www.hokiesports.com

William and Mary

Dan Wakely ddwake@wm.edu
 (757) 221-3368 www.tribeathletics.com

Colonial Athletic Association

Rob Washburn rwashburn@caasports.com
 (804) 754-1616 (x19) www.caasports.com

Colonial Athletic Association

Boasting a roster of 10 well-respected academic institutions, the Colonial Athletic Association continues to build on a proud history as one of the nation's top collegiate conferences.

With a geographic footprint that stretches from the shadow of the Statue of Liberty to the beaches of North Carolina, the landscape of the CAA is dotted with major metropolitan areas that include four of the nation's top 25 media markets – New York (1), Philadelphia (4), Washington, D.C. (8) and Baltimore (24).

The CAA showcases the athletic and academic skills of some of the nation's top student-athletes. On the playing field, the conference has produced 15 national team champions in four different sports, 28 individual national champions, 11 national coaches of the year and 10 national players of the year. In 2002-03, the conference sent two or more teams to the NCAA Tournament in seven different sports. The CAA has ranked as the top Division I non-football conference in the Sears Directors Cup standings in recent years.

Current CAA Lineup	
School	Joined CAA
George Mason	1985
James Madison	1985
UNC Wilmington	1985
William and Mary	1985
Old Dominion	1991
Virginia Commonwealth	1995
Delaware	2001
Drexel	2001
Hofstra	2001
Towson	2001

Even more impressive, however, are the honors accumulated away from competition, which include five Rhodes Scholars, 11 NCAA post-graduate scholars and 12 Honda Award winners. Last year, the CAA had 17 Verizon Academic All-Americans, including six who were selected to the first team. Nearly 1,000 CAA student-athletes posted at least a 3.2 grade point average while lettering in a varsity sport and received the CAA Commissioner's Academic Award in 2002-03.

The CAA conducts championships in 21 sports. Male athletes compete for championships in baseball, basketball, cross country, golf, lacrosse, soccer, swimming & diving, tennis, track & field and wrestling. Female athletes battle for conference titles in basketball, cross country, field hockey, golf, lacrosse, soccer, softball,

swimming & diving, tennis, track & field and volleyball.

In men's basketball, the CAA has earned a reputation as a "giant killer" in the NCAA Tournament. Since 1981, CAA schools have posted 12 wins over higher-seeded teams, including UNC Wilmington's upset of Southern California in 2002. Nine of the conference's 10 teams have made at least two NCAA Tournament appearances since 1990. In women's basketball, Old Dominion has captured three national championships (1979, 1980, 1985) and reached the title game again in 1997. In 2002, the Lady Monarchs advanced to the Elite Eight.

The conference has also excelled in many other sports. CAA squads have won 10 field hockey national titles since the championship began in 1981, which is not only more than any other conference but represents nearly half of all titles won. In baseball, the CAA has ranked as one of the nation's top five conferences in four of the past six seasons. The CAA is annually ranked among the nation's top 10 conferences in men's and women's soccer, and has traditionally sent multiple teams to the NCAA Tournament. The conference finished the 2002-03 campaign with teams ranked among the top 25 nationally in cross country, field hockey, men's soccer, wrestling, men's and women's tennis and men's and women's lacrosse.

CAA member institutions are also committed to excellence in the classroom. The Colonial Academic Alliance was created in 2002 by the league's presidents with a goal of expanding their partnership to all aspects of university life outside of intercollegiate athletics. Among the programs already established is granting visiting academic status to student-athletes traveling to an away contest so that they have access to libraries, academic resource centers and computer labs.

In 2002, two faculty members from CAA institutions were awarded academia's most coveted distinction – the Nobel Prize. John B. Fenn, a research professor in the Department of Chemistry at Virginia Commonwealth University was one of three recipients of the Nobel Prize in chemistry, and Vernon Smith, a professor of economics and law at George Mason University, shared the Nobel Prize in economic sciences.

Under the direction of Commissioner Thomas E. Yeager, who has guided the

CAA since its inception, the league recently expanded to 10 members. The University of Delaware, Drexel University, Hofstra University and Towson University were introduced as the conference's newest

CAA Dominance

Overall, William and Mary has won a total of 70 Colonial Athletic Association championships, more than 20% of all league titles awarded and far more than any other conference school.

School	CAA Titles
William and Mary	70
James Madison	48
George Mason	38
Old Dominion	36
East Carolina	24
Virginia Commonwealth	22
Navy	21
Richmond	19
UNC Wilmington	13
American	8
Loyola	8
Hofstra	4
Virginia Tech	2

members on December 13, 2000, joining George Mason University, James Madison University, the University of North Carolina at Wilmington, Old Dominion University, Virginia Commonwealth University and the College of William and Mary.

The CAA traces its roots back to 1983 when three of its current members- George Mason, James Madison, and William and Mary - were aligned with East Carolina University, the United States Naval Academy and the University of Richmond as a basketball league (ECAC South). During the next two years, the league added 11 sports, acquired two new members (UNC Wilmington and American University) and decided to form a new association. The transformation from ECAC South to CAA took place on June 6, 1985. By the fall of 1986, the league gained automatic bids to NCAA Championships in men's basketball, soccer, baseball and women's basketball and formed an officials' bureau. Old Dominion became a member of the CAA in 1991-92 and Virginia Commonwealth University joined the conference prior to the 1995-96 season.

From all-star athletes to Nobel prize winning faculty, the CAA takes great pride in producing performers who stand out both on the playing field and in the classroom.

2002-03 CAA Statistics

Final Colonial Athletic Association Standings

Team	CAA				All Games				
	W-L	Pct.	H	A	W-L	Pct.	H	A	N
UNC Wilmington	15-3	.833	8-1	7-2	24-7	.774	11-1	10-5	3-1
Virginia Commonwealth	12-6	.667	7-2	5-4	18-10	.643	12-3	5-6	1-1
Drexel	12-6	.667	5-4	7-2	19-12	.613	7-4	10-6	2-2
George Mason	11-7	.611	7-2	4-5	16-12	.571	10-3	6-8	0-1
Delaware	9-9	.500	5-4	4-5	15-14	.517	8-5	5-8	2-1
Old Dominion	9-9	.500	6-3	3-6	12-15	.444	8-6	4-8	0-1
James Madison	8-10	.444	5-4	3-6	13-17	.433	7-6	4-8	2-3
WILLIAM AND MARY	7-11	.389	4-5	3-6	12-16	.429	7-7	5-8	0-1
Hofstra	6-12	.333	4-5	2-7	8-21	.276	5-8	2-11	1-2
Towson	1-17	.056	1-8	0-9	4-24	.143	3-9	1-13	0-2

Colonial Athletic Association Team Statistics

Scoring Offense	G	Points	Avg.
1. VA Commonwealth	28	2073	74.0
2. UNC Wilmington	31	2214	71.4
3. Delaware	29	1990	68.6
4. Drexel	31	2127	68.6
5. James Madison	30	2017	67.2
6. Old Dominion	27	1799	66.6
7. William and Mary	28	1799	64.2
8. Hofstra	29	1859	64.1
9. George Mason	28	1794	64.1
10. Towson	28	1591	56.8

Scoring Margin	G	Off-Def.	Avg.
1. UNC Wilmington	31	71.4-60.1	+11.3
2. VA Commonwealth	28	74.0-68.0	+6.1
3. George Mason	28	64.1-60.5	+3.6
4. Drexel	31	68.6-65.2	+3.5
5. Old Dominion	27	66.6-64.6	+2.0
6. Delaware	29	68.6-68.3	+0.3
7. James Madison	30	67.2-68.5	-1.2
8. William and Mary	28	64.2-68.5	-4.2
9. Hofstra	29	64.1-70.6	-6.5
10. Towson	28	56.8-72.0	-15.2

Scoring Defense	G	Points	Avg.
1. UNC Wilmington	31	1863	60.1
2. George Mason	28	1694	60.5
3. Old Dominion	27	1744	64.6
4. Drexel	31	2020	65.2
5. VA Commonwealth	28	1903	68.0
6. Delaware	29	1981	68.3
7. James Madison	30	2054	68.5
8. William and Mary	28	1918	68.5
9. Hofstra	29	2048	70.6
10. Towson	28	2016	72.0

Field Goal Pct.	G	FG-FGA	Pct.
1. UNC Wilmington	31	801-1747	.459
2. VA Commonwealth	28	751-1672	.449
3. James Madison	30	725-1684	.431
4. Drexel	31	765-1777	.431
5. George Mason	28	638-1508	.423
6. Towson	28	588-1401	.420
7. William and Mary	28	640-1531	.418
8. Delaware	29	702-1719	.408
9. Hofstra	29	679-1669	.407
10. Old Dominion	27	627-1560	.402

Three-Point FG Pct.	G	3FG-FGA	Pct.
1. UNC Wilmington	31	216-581	.372
2. VA Commonwealth	28	179-490	.365
3. Drexel	31	197-580	.340
4. Delaware	29	202-598	.338
5. Towson	28	118-350	.337
6. James Madison	30	193-574	.336
7. William and Mary	28	174-539	.323
8. Hofstra	29	198-615	.322
9. Old Dominion	27	158-496	.319
10. George Mason	28	125-411	.304

Free Throw Pct.	G	FT-FTA	Pct.
1. Towson	28	297-418	.711
2. VA Commonwealth	28	392-553	.709
3. Delaware	29	384-544	.706
4. Old Dominion	27	387-551	.702
5. William and Mary	28	345-497	.694
6. UNC Wilmington	31	396-572	.692
7. George Mason	28	393-579	.679
8. James Madison	30	374-555	.674
9. Drexel	31	400-594	.673
10. Hofstra	29	303-515	.588

Rebounding	G	Reb.	Avg
1. Hofstra	29	1178	40.6
2. VA Commonwealth	28	1067	38.1
3. Old Dominion	27	1023	37.9
4. George Mason	28	1019	36.4
5. Drexel	31	1106	35.7
6. William and Mary	28	994	35.5
7. Delaware	29	1028	35.4
8. James Madison	30	1051	35.0
9. UNC Wilmington	31	1022	33.0
10. Towson	28	915	32.7

Assists	G	A	Avg
1. Drexel	31	464	14.97
2. UNC Wilmington	31	456	14.71
3. Old Dominion	27	384	14.22
4. Delaware	29	407	14.03
5. Towson	28	388	13.86
6. William and Mary	28	376	13.43
7. Hofstra	29	379	13.07
8. James Madison	30	389	12.97
9. VA Commonwealth	28	341	12.18
10. George Mason	28	328	11.71

Blocked Shots	G	Bk	Avg
1. Towson	28	145	5.18
2. VA Commonwealth	28	142	5.07
3. James Madison	30	150	5.00
4. Drexel	31	150	4.84
5. Delaware	29	108	3.72
6. Hofstra	29	85	2.93
7. Old Dominion	27	76	2.81
8. William and Mary	28	71	2.54
9. George Mason	28	62	2.21
10. UNC Wilmington	31	58	1.87

Steals	G	St	Avg
1. UNC Wilmington	31	283	9.13
2. Old Dominion	27	223	8.26
3. Delaware	29	231	7.97
4. George Mason	28	213	7.61
5. Drexel	31	228	7.35
6. VA Commonwealth	28	176	6.29
7. James Madison	30	176	5.87
8. Towson	28	164	5.86
9. William and Mary	28	159	5.68
10. Hofstra	29	152	5.24



Last season **Adam Hess** finished in the top 10 in the CAA in every scoring category, including points per game (2nd), field goal percentage (7th), three-point field goal percentage (8th) and free throw percentage (3rd).



Adam Duggins (2003) finished third in the CAA last season with 1.86 blocked shots per game, and was also picked the league's All-Academic team.

2002-03 CAA Statistics

Colonial Athletic Association Individual Statistics

Scoring	G	FG	3FG	FT	Pts	Avg
1. Brett Blizzard, UNCW	31	223	109	100	655	21.1
2. Adam Hess, W&M	28	191	68	114	564	20.1
3. Willie Taylor, VCU	28	164	59	96	483	17.2
4. Ricardo Marsh, ODU	27	167	5	111	450	16.7
5. Craig Callahan, UNCW	31	195	33	86	509	16.4
6. Kenny Adeleke, HOF	29	193	0	82	468	16.1
7. Mark Davis, GMU	28	151	50	82	434	15.5
8. David Fanning, JMU	30	145	64	100	454	15.1
9. Robert Battle, DREX	31	157	0	153	467	15.1
10. Rasheed Wright, ODU	27	125	56	97	403	14.9

Field Goal Pct.	G	FG-FGA	Pct.
1. Ian Caskill, JMU	30	138-239	.577
2. Robert Battle, DREX	31	157-297	.529
3. Kenny Adeleke, HOF	29	193-390	.495
4. Willie Taylor, VCU	28	164-333	.492
5. Ricardo Marsh, ODU	27	167-354	.472
6. Tim Burnette, UNCW	28	115-246	.467
7. Adam Hess, W&M	28	191-409	.467
8. Eric Schmieder, DREX	31	140-304	.461
9. Brett Blizzard, UNCW	31	223-486	.459
10. Jesse Young, GMU	26	110-245	.449

Three-Point FG Pct.	G	3FG-FGA	Pct.
1. Brett Blizzard, UNCW	31	109-247	.441
2. Eric Schmieder, DREX	31	47-108	.435
3. Willie Taylor, VCU	28	59-143	.413
4. Dwayne Broyles, JMU	30	55-137	.401
5. Rasheed Wright, ODU	27	56-144	.389
6. Phil Goss, DREX	31	72-187	.385
7. Emanuel Mathis, VCU	28	61-162	.377
8. Adam Hess, W&M	28	68-183	.372
9. Ryan Iversen, DEL	28	45-126	.357
10. Mike Ames, DEL	29	73-209	.349

Free Throw Pct.	G	FT-FTA	Pct.
1. Mike Ames, DEL	29	59-66	.894
2. Emanuel Mathis, VCU	28	67-76	.882
3. Adam Hess, W&M	28	114-135	.844
4. Jamaal Gilchrist, TOW	28	68-85	.800
5. Jon Larranaga, GMU	28	98-123	.797
6. Willie Taylor, VCU	28	96-121	.793
7. David Fanning, JMU	30	100-127	.787
8. Raoul Heinen, GMU	25	59-75	.787
9. Rasheed Wright, ODU	27	97-124	.782
10. Ryan Iversen, DEL	28	85-110	.773

Rebounds	G	Reb.	Avg.
1. Kenny Adeleke, HOF	29	320	11.0
2. Jesse Young, GMU	26	220	8.5
3. Ricardo Marsh, ODU	27	227	8.4
4. Robert Battle, DREX	31	255	8.2
5. Troy Godwin, VCU	28	230	8.2
6. Ian Caskill, JMU	30	214	7.1
7. Craig Callahan, UNCW	31	215	6.9
8. Nick George, VCU	28	187	6.7
9. Ryan Iversen, DEL	28	181	6.5
10. Kenny Whitehead, JMU	30	190	6.3

Assists	G	A	Avg.
1. Mike Slattery, DEL	29	179	6.17
2. Woody Souffrant, HOF	28	127	4.54
3. Troy Nance, ODU	26	115	4.42
4. Eric Schmieder, DREX	31	135	4.35
5. Dominic Jones, VCU	28	108	3.86
6. Jon Larranaga, GMU	28	107	3.82
7. Brett Blizzard, UNCW	31	113	3.65
8. Brian Allen, TOW	25	89	3.56
9. Jeremiah King, DREX	31	108	3.48
10. John Goldsberry, UNCW	31	105	3.39

Steals	G	FG-FGA	Pct.
1. Brett Blizzard, UNCW	31	69	2.23
2. Mark Davis, GMU	28	54	1.93
3. Ryan Iversen, DEL	28	52	1.86
4. Rasheed Wright, ODU	27	50	1.85
5. Eric Schmieder, DREX	31	57	1.84
6. John Goldsberry, UNCW	31	55	1.77
7. Brian Allen, TOW	25	44	1.76
8. Mike Slattery, DEL	29	51	1.76
9. Tim Burnette, UNCW	28	47	1.68
10. Raoul Heinen, GMU	25	37	1.48

Blocked Shots	G	Bk	Pct.
1. Robert Battle, DREX	31	116	3.74
2. Tony Dixon, TOW	28	81	2.89
3. Adam Duggins, W&M	28	52	1.86
4. Ian Caskill, JMU	30	54	1.80
5. Kenny Whitehead, JMU	30	50	1.67
6. Troy Godwin, VCU	28	41	1.46
7. Calvin Smith, DEL	29	39	1.34
8. Willie Taylor, VCU	28	23	0.82
9. Michael Doles, VCU	22	18	0.82
10. Maurice Sessoms, DEL	29	23	0.79

Three-Point FG/Game	G	3FG	Avg.
1. Brett Blizzard, UNCW	31	109	3.52
2. Mike Ames, DEL	29	73	2.52
3. Adam Hess, W&M	28	68	2.43
4. Phil Goss, DREX	31	72	2.32
5. Emanuel Mathis, VCU	28	61	2.18
6. David Fanning, JMU	30	64	2.13
7. Willie Taylor, VCU	28	59	2.11
8. Rasheed Wright, ODU	27	56	2.07
Mike Radziejewski, HOF	27	56	2.07
10. Dwayne Broyles, JMU	30	55	1.83

Offensive Rebounds	G	Off. Reb.	Avg.
1. Kenny Adeleke, HOF	29	132	4.55
2. Troy Godwin, VCU	28	89	3.18
3. Jesse Young, GMU	26	77	2.96
4. Robert Battle, DREX	31	91	2.94
5. Alex Loughton, ODU	27	79	2.93
6. Ricardo Marsh, ODU	27	78	2.89
7. Ian Caskill, JMU	30	85	2.83
8. Adam Hess, W&M	28	75	2.68
9. Nick George, VCU	28	73	2.61
10. Jai Lewis, GMU	28	71	2.54

Defensive Rebounds	G	Def. Reb.	Avg.
1. Kenny Adeleke, HOF	29	188	6.48
2. Ricardo Marsh, ODU	27	149	5.52
3. Jesse Young, GMU	26	143	5.50
4. Robert Battle, DREX	31	164	5.29
5. Troy Godwin, VCU	28	141	5.04
6. Craig Callahan, UNCW	31	154	4.97
7. Ryan Iversen, DEL	28	132	4.71
8. Kenny Whitehead, JMU	30	130	4.33
9. Ian Caskill, JMU	30	129	4.30
10. Nick George, VCU	28	114	4.07
Adam Duggins, W&M	28	114	4.07



CAA All-Conference Awards

First Team

Brett Blizzard, UNC Wilmington
 Willie Taylor, Virginia Commonwealth
Adam Hess, William and Mary
 Ricardo Marsh, Old Dominion
 Robert Battle, Drexel

Second Team

Craig Callahan, UNC Wilmington
 Eric Schmieder, Drexel
 Kenny Adeleke, Hofstra
 Mark Davis, George Mason
 David Fanning, James Madison

All-Rookie Team

Nick George, Virginia Commonwealth
 John Goldsberry, UNC Wilmington
 Alex Loughton, Old Dominion
 Lawrence Hamm, Towson
 Jai Lewis, George Mason
Jack Jenkins, William and Mary

All-Defensive Team

Robert Battle, Drexel
 Brett Blizzard, UNC Wilmington
 Rasheed Wright, Old Dominion
 Jon Larranaga, George Mason
 Antoine Willie, Virginia Commonwealth

All-Academic Team

Adam Duggins, William and Mary
Adam Hess, William and Mary
 Jon Larranaga, George Mason
 Emanuel Mathis, Virginia Commonwealth
 Mike Slattery, Delaware

Player of the Year

Brett Blizzard, UNC Wilmington

Rookie of the Year

Nick George, Virginia Commonwealth

Defensive Player of the Year

Robert Battle, Drexel

Scholar-Athlete of the Year

Adam Hess, William and Mary

Coach of the Year

Brad Brownell, UNC Wilmington

Dean Ehlers Leadership Award

Robert Battle, Drexel

CAA Composite Schedule

November 18 Hofstra at Marist (Pre. NIT) 7:30 PM	James Madison at Akron 3:00 PM Towson at Norfolk State 4:00 PM Charlotte at Old Dominion 7:00 PM Delaware at UMBC 7:00 PM • William and Mary at VCU 7:00 PM	JMU at Appalachian State 7:00 PM St. Joseph's at Delaware 8:00 PM	January 28 • Drexel at Hofstra 7:00 PM • W&M at James Madison 7:00 PM • UNC Wilmington at ODU 7:00 PM • Towson at VCU 7:30 PM • George Mason at Delaware 7:30 PM
November 20 Hofstra at Preseason NIT TBA	December 7 GMU at North Carolina 1:00 PM	December 31 Hofstra at Manhattan 5:00 PM	January 31 • UNC Wilmington at Drexel 1:00 PM • W&M at George Mason 2:00 PM • Hofstra at VCU 4:00 PM • Towson at Old Dominion 7:00 PM • Delaware at James Madison 7:00 PM
November 21 UNC Wilmington at Marshall 7:00 PM Morehead State at GMU 7:00 PM Iona at VCU 7:30 PM Delaware at Mt. St. Mary's 8:00 PM Coppin State at Towson 9:30 PM	December 8 Quinnipiac at Drexel 7:00 PM	January 1 • James Madison at UNCW 2:00 PM	February 4 • Delaware at Hofstra 7:00 PM • James Madison at W&M 7:00 PM • Old Dominion at UNCW 7:00 PM • George Mason at Towson 7:00 PM • Drexel at VCU 7:30 PM
November 22 Furman at James Madison 7:00 PM Hofstra at Providence 7:30 PM ODU at North Carolina 8:00 PM Loyola/UMBC at Towson 5:30/8 PM	December 10 Hofstra at Monmouth 7:00 PM Loyola (MD) at Delaware 7:30 PM Towson at George Washington 7:30 PM	January 2 Middle Tennessee at VCU 7:30 PM	February 7 • William and Mary at Drexel 1:00 PM • George Mason at JMU 4:00 PM • Towson at Delaware 4:00 PM • Old Dominion at Hofstra 4:00 PM • UNC Wilmington at VCU 7:00 PM
November 23 Liberty at William and Mary 2:00 PM	December 13 Delaware at Rider 3:00 PM Stony Brook at Hofstra 4:00 PM UMBC at Towson 7:00 PM Morgan State at Old Dominion 7:00 PM	January 3 • Drexel at Old Dominion 1:00 PM • Hofstra at Delaware 4:00 PM W&M at Pittsburgh 4:00 PM • Towson at George Mason 7:00 PM UNC Wilmington at NC State 8:00 PM	February 9 VMI at James Madison 7:00 PM
November 24 William and Mary at Radford 7:00 PM Jacksonville at UNCW 7:00 PM West Virginia at JMU 7:00 PM Penn vs. Drexel (at Palestra) 8:00 PM	December 14 Saint Joseph's at Drexel 12:00 PM	January 5 • VCU at Hofstra 7:00 PM William and Mary at Virginia 9:00 PM	February 11 • James Madison at ODU 7:00 PM • Delaware at W&M 7:00 PM • VCU at George Mason 7:00 PM • Towson at UNC Wilmington 7:00 PM • Hofstra at Drexel 7:00 PM
November 25 Western Kentucky at VCU 7:30 PM Delaware at American 7:30 PM George Mason at Maryland 8:00 PM	December 15 ODU at South Alabama 6:00 PM North Carolina A&T at VCU 7:30 PM	January 7 • W&M at UNCW 7:00 PM • Old Dominion at GMU 7:00 PM • James Madison at Drexel 7:00 PM • Towson at Hofstra 7:00 PM • Delaware at VCU 7:30 PM	February 14 • Hofstra at W&M 7:00 PM • VCU at Towson 7:00 PM • Delaware at Old Dominion 7:00 PM • Drexel at George Mason 7:00 PM • UNC Wilmington at JMU 7:00 PM
November 26 Hofstra at Preseason NIT Semi. TBA	December 16 James Madison at Virginia 7:30 PM	January 10 • Drexel at UNC Wilmington 2:00 PM • Delaware at Towson 5:00 PM • VCU at James Madison 7:00 PM • Hofstra at Old Dominion 7:00 PM • George Mason at W&M 7:00 PM	February 16 • UNCW at Delaware 7:30 PM
November 28 W&M vs. St. Francis (NY) 6:00 PM Hofstra at Preseason NIT Finals TBA	December 17 UNC Asheville at UNCW 7:00 PM	January 12 • James Madison at Delaware 7:30 PM	February 18 • Old Dominion at Drexel 7:00 PM • Towson at William & Mary 7:00 PM • George Mason at Hofstra 7:00 PM • James Madison at VCU 7:30 PM
November 29 George Mason at Iona 2:00 PM UNCW at East Tennessee State 4:00 PM St. Joseph's at Old Dominion 7:00 PM Drexel at Colgate 7:00 PM VCU at Hampton 7:00 PM Towson at Loyola (MD) 7:30 PM Hofstra at Maryland 8:00 PM W&M at Colonial Classic 6/8:00 PM	December 18 McNeese State at GMU 7:00 PM Liberty at Old Dominion 7:00 PM UAB at VCU 7:30 PM	January 14 • Old Dominion at JMU 7:00 PM • Hofstra at George Mason 7:00 PM • W&M at Towson 7:00 PM • VCU at UNC Wilmington 7:00 PM	February 21 • Towson at Drexel 1:00 PM • James Madison at Hofstra 4:00 PM • Delaware at George Mason 4:30 PM • Old Dominion at VCU 7:00 PM UNCW at ESPN Bracket Busters TBA
November 30 Navy at James Madison 2:00 PM San Francisco at Delaware 2:00 PM	December 19 Hampton at William and Mary 7:00 PM	January 15 • Delaware at Drexel 7:00 PM	February 25 • W&M at Old Dominion 7:00 PM • Drexel at James Madison 7:00 PM • Hofstra at Towson 7:00 PM • UNC Wilmington at GMU 7:00 PM • VCU at Delaware 7:30 PM
December 1 UNC Wilmington at Campbell 7:00 PM	December 20 Rider at Drexel 1:00 PM George Mason at Duquesne 4:00 PM Virginia Tech at Towson 4:00 PM George Washington at ODU 7:00 PM JMU at Florida Atlantic 7:00 PM	January 17 • UNC Wilmington at Hofstra 4:00 PM • George Mason at VCU 4:00 PM • Towson at James Madison 7:00 PM • Drexel at William and Mary 7:00 PM • Old Dominion at Delaware 7:30 PM	February 28 • Hofstra at UNC Wilmington 4:00 PM • James Madison at Towson 7:00 PM • George Mason at ODU 7:00 PM • VCU at William and Mary 7:00 PM • Drexel at Delaware 7:30 PM
December 2 Towson at Georgia 7:00 PM East Carolina at George Mason 7:00 PM Lafayette at Drexel 7:00 PM Hofstra at St. John's 7:30 PM	December 21 St. Bonaventure at GMU 7:00 PM W&M at Virginia Tech 7:00 PM St. Peter's at Hofstra 7:00 PM Siena at Delaware 7:30 PM	January 19 UNC Wilmington at Towson 7:00 PM	
December 3 Delaware at Long Island 7:00 PM James Madison at La Salle 7:00 PM VCU at Richmond 7:30 PM	December 22 Coll. of Charleston at UNCW 7:00 PM VCU at La Salle 7:00 PM	January 21 • VCU at Old Dominion 7:00 PM • Hofstra at James Madison 7:00 PM • George Mason at UNCW 7:00 PM • Drexel at Towson 7:00 PM • W&M at Delaware 7:30 PM	
December 4 Old Dominion at Virginia Tech 7:00 PM • UNCW at W&M 7:00 PM George Mason at Hartford 7:00 PM	December 23 St. Bonaventure at GMU 7:00 PM W&M at Virginia Tech 7:00 PM St. Peter's at Hofstra 7:00 PM Siena at Delaware 7:30 PM	January 24 • Delaware at UNCW 4:00 PM • W&M at Hofstra 4:00 PM • Old Dominion at Towson 4:00 PM • VCU at Drexel 5:00 PM • James Madison at GMU 7:00 PM	
December 6 Drexel vs. Temple (at Palestra) 12:00 PM Hofstra at Columbia 2:00 PM	December 27 Drexel vs. Hartford (at FIU) 5:00 PM	January 26 • Old Dominion at W&M 7:00 PM • George Mason at Drexel 7:00 PM	

2002-03 Schedule and Results

	Overall	Home	Away	Neutral
All Games	12-16	7-7	5-8	0-1
Conference	7-11	4-5	3-6	0-0
Non-Conference	5-5	3-2	2-2	0-1

Date	Time	Opponent		Score	Attend.	High Points	High Rebounds
11/22/02	7:00 PM	Fordham	L	76-79	1977	(24)Hess, Adam	(7)Cope, Zeb (7)Viglianco, Thomas
11/24/02	2:00 PM	Radford	L	63-64	1501	(19)Hess, Adam	(13)Hess, Adam
11/26/02	9:35 PM	at Liberty	L	61-62	897	(20)Jenkins, Jack	(9)Hess, Adam
11/30/02	7:00 PM	at East Carolina	L	51-66	3648	(15)Hess, Adam (15)Viglianco, Thomas	(6)Cope, Zeb (6)Duggins, Adam
12/7/02	7:00 PM	Virginia Tech	W	60-52	2611	(18)Rivers, Sherman	(12)Hess, Adam
12/22/02	2:00 PM	Morgan State	W	73-66	1477	(23)Hess, Adam	(12)Cope, Zeb
12/30/02	7:00 PM	at Campbell	W	82-80	580	(31)Hess, Adam	(3)Rivers, Sherman (3)Hess, Adam (3)Duggins, Adam
1/2/03	7:00 PM	Charleston Southern	W	72-66	1630	(33)Hess, Adam	(11)Hess, Adam
1/4/03	7:00 PM	Towson *	W	74-55	1681	(17)Hess, Adam	(5)Duggins, Adam (5)Jenkins, Jack (5)Rivers, Sherman
1/8/03	7:00 PM	Delaware *	L	72-74	1701	(21)Hess, Adam	(8)Duggins, Adam
1/11/03	4:07 PM	at Old Dominion *	L	64-76	5632	(19)Hess, Adam	(11)Cope, Zeb
1/15/03	7:00 PM	at Drexel *	L	51-67	1789	(14)Hess, Adam	(5)Howell, Brett
1/18/03	7:00 PM	Virginia Commonwealth *	W	88-83 (2ot)	2484	(34)Hess, Adam	(6)Hess, Adam (6)Viglianco, Thomas (6)Howell, Brett
1/22/03	7:00 PM	Hofstra *	L	51-66	2596	(15)Viglianco, Thomas	(14)Hess, Adam
1/25/03	7:00 PM	at George Mason *	L	58-67	7426	(17)Hess, Adam	(10)Duggins, Adam
1/29/03	7:00 PM	at James Madison *	W	61-59	4158	(23)Hess, Adam	(8)Duggins, Adam
2/1/03	7:30 PM	at Delaware *	L	57-91	4846	(10)Viglianco, Thomas (10)Rivers, Sherman	(6)Rivers, Sherman (6)Viglianco, Thomas
2/3/03	7:30 PM	at Hampton	W	64-62	2131	(35)Hess, Adam	(9)Duggins, Adam (9)Rivers, Sherman
2/5/03	7:00 PM	Old Dominion *	W	69-53	2575	(23)Hess, Adam	(7)Duggins, Adam
2/8/03	1:00 PM	at Hofstra *	W	79-69	2950	(29)Hess, Adam	(10)Duggins, Adam
2/12/03	7:00 PM	at Towson *	W	59-52	801	(15)Hess, Adam	(6)Jenkins, Jack
2/15/03	7:00 PM	George Mason *	L	43-60	2079	(16)Hess, Adam	(7)Hess, Adam
2/19/03	7:30 PM	at Virginia Commonwealth *	L	73-93	5145	(35)Hess, Adam	(12)Jenkins, Jack
2/22/03	2:00 PM	Drexel *	L	62-78	1959	(15)Hess, Adam	(6)Duggins, Adam
2/24/03	7:00 PM	UNC Wilmington *	L	48-72	2110	(15)Mokris, Taylor	(6)Duggins, Adam
3/1/03	7:00 PM	James Madison *	W	75-72	2163	(29)Hess, Adam	(8)Hess, Adam
3/3/03	7:00 PM	at UNC Wilmington *	L	49-60	6100	(17)Hess, Adam	(11)Duggins, Adam
3/7/03	5:00 PM	vs Hofstra #	L	64-74	3228	(17)Rivers, Sherman	(7)Duggins, Adam

* Colonial Athletic Association game; # CAA Tournament (Richmond, VA)

2002-03 Individual Honors

Adam Hess

- Verizon Academic All-America Second Team
- NABC All-District 4 First Team
- Verizon Academic All-District III
- Colonial Athletic Association First Team
- Virginia Player of the Year (Virginia Sports Information Directors)
- All-State First Team (Virginia Sports Information Directors, *Richmond Times-Dispatch*)
- CAA Men's Basketball Scholar-Athlete of the Year
- CAA All-Academic Team
- CAA Player of the Week (Jan. 6 and Feb. 10)

Adam Duggins

- CAA All-Academic Team

Jack Jenkins

- CAA All-Rookie Team
- CAA Rookie of the Week (Jan. 13 and Feb. 10)

Taylor Mokris

- CAA Rookie of the Week (Feb. 24)

2002-03 Statistics

All Games

Player	G-GS	Min-Avg	FG-A	Pct	3FG-A	Pct	FT-A	Pct	Off-Def	Tot-Avg	PF-FO	A	TO	Blk	Stl	Pts-Avg
Adam Hess	28-28	1007-36.0	191-409	.467	68-183	.372	114-135	.844	75-102	177-6.3	56-2	64	61	3	27	564-20.1
Sherman Rivers	28-28	907-32.4	93-225	.413	17-44	.386	59-93	.634	36-77	113-4.0	45-0	71	44	5	34	262-9.4
Jack Jenkins	24-11	523-21.8	76-174	.437	25-73	.342	19-37	.514	24-80	104-4.3	53-1	10	39	2	12	196-8.2
Adam Duggins	28-28	741-26.5	74-160	.463	0-0	.000	31-53	.585	42-114	156-5.6	90-6	60	43	52	22	179-6.4
Thomas Viglianco	27-5	541-20.0	58-159	.365	20-76	.263	26-40	.650	19-63	82-3.0	45-1	25	26	2	12	162-6.0
Brett Howell	28-14	695-24.8	48-134	.358	32-101	.317	12-17	.706	13-43	56-2.0	32-0	63	45	0	17	140-5.0
Reid Markham	5-5	96-19.2	6-19	.316	2-7	.286	8-10	.800	3-9	12-2.4	10-0	7	7	0	4	22-4.4
Taylor Mokris	25-8	407-16.3	37-86	.430	6-33	.182	26-35	.743	11-44	55-2.2	30-0	22	21	1	11	106-4.2
Zeb Cope	28-12	383-13.7	40-97	.412	0-1	.000	21-34	.618	30-63	93-3.3	42-0	24	29	2	10	101-3.6
Nick D'Antoni	21-1	257-12.2	9-41	.220	3-15	.200	19-28	.679	3-12	15-0.7	28-1	27	24	0	8	40-1.9
Nate Loehrke	14-0	68-4.9	5-18	.278	0-0	.000	9-13	.692	5-13	18-1.3	16-0	3	6	4	1	19-1.4
Steve Sorenson	7-0	25-3.6	3-9	.333	1-6	.167	1-2	.500	2-6	8-1.1	4-0	0	0	0	1	8-1.1
Team									52-53	105-3.8			4			
William and Mary	28		640-1531	.418	174-539	.323	345-497	.694	315-679	994-35.5	451-11	376	349	71	159	1799-64.2
Opponents	28		687-1619	.424	250-695	.360	294-416	.707	315-646	961-34.3	484-10	428	310	82	168	1918-68.5
Score by Periods		1st	2nd	OT	2OT	Total			Deadball Rebounds		Off.	Def.	Total			
William and Mary		890	889	9	11	1799			William and Mary		64	8	72			
Opponents		888	1015	9	6	1918			Opponents		54	18	72			

Colonial Athletic Association Games

Player	G-GS	Min-Avg	FG-A	Pct	3FG-A	Pct	FT-A	Pct	Off-Def	Tot-Avg	PF-FO	A	TO	Blk	Stl	Pts-Avg
Adam Hess	18-18	642-35.7	116-264	.439	39-122	.320	66-80	.825	39-63	102-5.7	33-1	44	41	3	21	337-18.7
Sherman Rivers	18-18	567-31.5	63-152	.414	8-25	.320	35-50	.700	23-45	68-3.8	27-0	43	28	4	26	169-9.4
Jack Jenkins	15-8	319-21.3	49-111	.441	15-46	.326	8-17	.471	14-52	66-4.4	34-1	7	21	1	7	121-8.1
Brett Howell	18-11	534-29.7	41-108	.380	25-79	.316	7-11	.636	10-35	45-2.5	20-0	41	29	0	14	114-6.3
Adam Duggins	18-18	486-27.0	45-104	.433	0-0	.000	15-27	.556	27-77	104-5.8	51-1	40	30	37	13	105-5.8
Thomas Viglianco	17-3	341-20.1	32-90	.356	11-41	.268	21-31	.677	12-36	48-2.8	33-1	14	19	1	8	96-5.6
Taylor Mokris	17-4	284-16.7	30-65	.462	5-23	.217	15-18	.833	8-30	38-2.2	17-0	14	15	0	7	80-4.7
Zeb Cope	18-7	217-12.1	22-55	.400	0-1	.000	14-19	.737	16-32	48-2.7	18-0	13	15	0	6	58-3.2
Nick D'Antoni	14-1	145-10.4	6-22	.273	2-11	.182	10-15	.667	3-7	10-0.7	17-1	15	17	0	6	24-1.7
Nate Loehrke	13-0	67-5.2	5-18	.278	0-0	.000	9-13	.692	5-13	18-1.4	16-0	2	6	4	0	19-1.5
Steve Sorenson	7-0	25-3.6	3-9	.333	1-6	.167	1-2	.500	2-6	8-1.1	4-0	0	0	0	1	8-1.1
Reid Markham	2-2	23-11.5	1-4	.250	0-1	.000	0-0	.000	1-3	4-2.0	4-0	3	2	0	2	2-1.0
TEAM									36-33	69-3.8			2			
William and Mary	18		413-1002	.412	106-355	.299	201-283	.710	196-432	628-34.9	274-5	236	225	50	111	1133-62.9
Opponents	18		455-1069	.426	165-473	.349	172-234	.735	206-434	640-35.6	296-4	289	199	57	109	1247-69.3
Score by Periods		1st	2nd	OT	2OT	Total			Deadball Rebounds		Off.	Def.	Total			
William and Mary		559	554	9	11	1133			William and Mary		31	8	39			
Opponents		575	657	9	6	1247			Opponents		30	10	40			

Miscellaneous Statistics

Point Differential

	1	2	3	4	5	6	7	8	9	10	11	12	13	14	15	16	17	18	19	20	21+
Wins		3	1		1	1	2	1		1						1			1		
Losses	2	1	1						1	1	1	1			2	2	1			1	2

Scoring

Double-Figure Games: 65 (Hess 25, Rivers 12, Jenkins 7, Viglianco 6, Duggins 5, Howell 4, Mokris 3, Cope, Markham).

20-Point Games: 13 (Hess 12, Jenkins).

30-Point Games: 5 (Hess 5).

Team Leader: Hess 22, Rivers 3, Viglianco 3, Jenkins, Mokris.

Rebounding

Double-Figure Games: 10 (Hess 4, Duggins 3, Cope 2, Jenkins).

Team Leader: Duggins 13, Hess 9, Cope 4, Rivers 4, Jenkins 3, Viglianco 3, Howell 2).

Assists

Team Leader: Rivers 11, Hess 10, Howell 8, Duggins 7, D'Antoni 2, Viglianco 2, Cope, Mokris.

2002-03 Game-by-Game Statistics

Date	Opponent	FG-A	Pct	3FG-A	Pct	FT-A	Pct	Off-Def	Tot	PF	A	TO	Blk	Stl	Pts
Nov. 22	Fordham	27-55	.491	12-22	.545	13-23	.565	10-23	33	18	14	16	4	11	79
	William and Mary	27-58	.466	6-17	.353	16-21	.762	9-24	33	21	14	15	2	6	76
Nov. 24	Radford	23-53	.434	14-24	.583	4-6	.667	5-27	32	13	16	9	3	1	64
	William and Mary	26-67	.388	4-20	.200	7-13	.538	16-27	43	11	16	7	6	4	63
Nov. 26	William and Mary	20-52	.385	8-17	.471	13-19	.684	13-21	34	18	10	11	3	7	61
	Liberty	20-48	.417	7-13	.538	15-16	.938	8-22	30	19	14	14	2	4	62
Nov. 30	William and Mary	19-53	.358	4-16	.250	9-10	.900	11-23	34	21	10	14	0	3	51
	East Carolina	25-55	.455	3-19	.158	13-20	.650	12-23	35	13	15	8	3	6	66
Dec. 7	Virginia Tech	21-63	.333	3-24	.125	7-13	.538	15-25	40	20	2	9	4	5	52
	William and Mary	18-55	.327	8-23	.348	16-22	.727	16-30	46	12	10	9	4	4	60
Dec. 22	Morgan State	24-59	.407	6-14	.429	12-25	.480	13-12	25	20	13	6	2	6	66
	William and Mary	25-48	.521	4-13	.308	19-31	.613	15-31	46	19	14	16	1	3	73
Dec. 30	William and Mary	29-49	.592	7-14	.500	17-27	.630	6-18	24	21	21	11	1	8	82
	at Campbell	22-42	.524	12-20	.600	24-29	.828	3-20	23	20	20	16	0	6	80
Jan. 2	Charleston Southern	27-61	.443	7-19	.368	5-7	.714	12-20	32	22	12	13	0	5	66
	William and Mary	23-46	.500	9-18	.500	17-28	.607	7-25	32	15	16	14	0	4	72
Jan. 4	Towson	20-57	.351	1-12	.083	14-19	.737	11-25	36	17	7	20	2	3	55
	William and Mary	27-59	.458	6-21	.286	14-19	.737	8-30	38	22	20	14	3	10	74
Jan. 8	Delaware	27-53	.509	6-15	.400	14-17	.824	5-28	33	18	12	14	4	5	74
	William and Mary	29-69	.420	5-13	.385	9-12	.750	14-22	36	17	17	12	5	5	72
Jan. 11	William and Mary	26-67	.388	8-30	.267	4-10	.400	14-25	39	24	18	12	3	7	64
	Old Dominion	21-53	.396	7-16	.438	27-35	.771	11-31	42	17	13	10	3	10	76
Jan. 15	William and Mary	19-53	.358	3-17	.176	10-13	.769	9-26	35	11	12	15	3	3	51
	Drexel	25-63	.397	8-28	.286	9-11	.818	13-26	39	13	18	8	8	9	67
Jan. 18	Virginia Commonwealth	29-80	.363	14-40	.350	11-14	.786	23-23	46	26	18	9	4	7	83
	William and Mary	30-62	.484	6-20	.300	22-24	.917	11-28	39	16	12	13	3	4	88
Jan. 22	Hofstra	26-54	.481	6-18	.333	8-12	.667	9-29	38	13	18	15	3	7	66
	William and Mary	19-62	.306	7-28	.250	6-11	.545	17-20	37	18	14	15	1	7	51
Jan. 25	William and Mary	24-58	.414	3-20	.150	7-12	.583	11-25	36	20	12	16	0	10	58
	George Mason	23-51	.451	7-22	.318	14-24	.583	9-25	34	12	15	16	3	6	67
Jan. 29	William and Mary	23-55	.418	9-23	.391	6-9	.667	10-18	28	10	17	4	2	6	61
	James Madison	22-48	.458	13-30	.433	2-3	.667	7-22	29	12	15	13	2	3	59
Feb. 1	William and Mary	19-55	.345	3-15	.200	16-19	.842	11-24	35	11	10	14	2	3	57
	Delaware	35-68	.515	16-35	.457	5-7	.714	10-26	36	17	26	7	4	8	91
Feb. 3	William and Mary	21-50	.420	9-21	.429	13-20	.650	13-31	44	19	16	19	2	4	64
	Hampton	20-58	.345	10-35	.286	12-18	.667	11-20	31	20	14	12	4	11	62
Feb. 5	Old Dominion	20-61	.328	6-28	.214	7-10	.700	14-14	28	12	10	8	1	6	53
	William and Mary	28-51	.549	6-14	.429	7-10	.700	10-29	39	14	18	13	3	5	69
Feb. 8	William and Mary	26-57	.456	8-18	.444	19-27	.704	13-23	36	11	12	8	2	7	79
	Hofstra	27-59	.458	10-27	.370	5-7	.714	7-20	27	20	19	11	3	4	69
Feb. 12	William and Mary	20-53	.377	8-16	.500	11-19	.579	13-17	30	12	13	6	0	9	59
	Towson	20-48	.417	8-24	.333	4-8	.500	13-24	37	16	17	16	8	3	52
Feb. 15	George Mason	18-50	.360	7-24	.292	17-20	.850	15-25	40	18	9	16	1	7	60
	William and Mary	16-46	.348	5-20	.250	6-13	.462	10-18	28	17	8	18	2	11	43
Feb. 19	William and Mary	23-61	.377	7-23	.304	20-26	.769	16-26	42	13	10	12	1	5	73
	Virginia Commonwealth	34-76	.447	17-45	.378	8-9	.889	17-27	44	21	22	9	3	7	93
Feb. 22	Drexel	31-65	.477	13-28	.464	3-4	.750	9-23	32	17	22	8	4	5	78
	William and Mary	23-54	.426	5-21	.238	11-15	.733	10-24	34	12	10	11	4	6	62
Feb. 24	UNC Wilmington	26-59	.441	10-25	.400	10-13	.769	11-24	35	15	18	8	2	4	72
	William and Mary	19-48	.396	4-13	.308	6-8	.750	7-23	30	16	10	16	7	5	48
Mar. 1	James Madison	30-61	.492	7-24	.292	5-8	.625	9-15	24	20	15	8	0	5	72
	William and Mary	24-44	.545	8-22	.364	19-26	.731	7-22	29	13	11	13	5	5	75
Mar. 3	William and Mary	18-48	.375	5-21	.238	8-10	.800	5-32	37	17	12	13	4	3	49
	UNC Wilmington	21-63	.333	9-32	.281	9-13	.692	13-27	40	12	15	3	2	10	60
Mar. 7 (CAA)	Hofstra	23-56	.411	11-32	.344	17-25	.680	20-20	40	23	19	8	3	4	74
	William and Mary	19-51	.373	9-25	.360	17-23	.739	13-17	30	20	13	8	2	5	64
William and Mary Totals		640-1531	.418	174-539	.323	345-497	.694	315-679	994	451	376	349	71	159	1799
Opponent Totals		687-1619	.424	250-695	.360	294-416	.707	315-646	961	484	428	310	82	168	1918

Winning team's statistics listed in bold.

2002-03 Highs and Lows

William and Mary

Highs

88	vs. Virginia Commonwealth (1/18/03)
30	vs. Virginia Commonwealth (1/18/03)
69	vs. Delaware (1/8/03)
.592	at Campbell (12/30/02)
9	Four times, most recently, vs. Hofstra (3/7/03)
30	at Old Dominion (1/11/03)
.500	Three times, most recently, vs. Charleston Southern (1/2/03)
22	vs. Virginia Commonwealth (1/18/03)
31	vs. Morgan State (12/22/02)
.917	vs. Virginia Commonwealth (1/18/03)
46	vs. Morgan State (12/22/02)
46	vs. Virginia Tech (12/7/02)
21	at Campbell (12/30/02)
11	vs. George Mason (2/15/03)
7	vs. UNC Wilmington (2/24/03)
19	at Hampton (2/3/03)
24	at Old Dominion (1/11/03)

Highs

93	at Virginia Commonwealth (2/19/03)
35	at Delaware (2/1/03)
80	vs. Virginia Commonwealth (1/18/03)
.524	at Campbell (12/30/02)
17	at Virginia Commonwealth (2/19/03)
45	at Virginia Commonwealth (2/19/03)
.600	at Campbell (12/30/02)
27	at Old Dominion (1/11/03)
35	at Old Dominion (1/11/03)
.938	at Liberty (11/26/02)
46	vs. Virginia Commonwealth (1/18/03)
26	at Delaware (2/1/03)
11	at Hampton (2/3/03)
	vs. Fordham (11/22/02)
8	at Towson (2/12/03)
	at Drexel (1/15/03)
20	vs. Towson (1/4/03)
26	vs. Virginia Commonwealth (1/18/03)

Lows

Points	43	vs. George Mason (2/15/03)
Field Goals	16	vs. George Mason (2/15/03)
Field Goal Att.	44	vs. James Madison (3/1/03)
Field Goal Pct.	.306	vs. Hofstra (1/22/03)
3-Pt. Field Goals	3	Three times, most recently, at Delaware (2/1/03)
3-Pt. Field Goal Att.	13	Three times, most recently vs. UNC Wilmington (2/24/03)
3-Pt. Field Goal Pct.	.150	at George Mason (1/25/03)
Free Throws	4	at Old Dominion (1/11/03)
Free Throw Att.	8	vs. UNC Wilmington (2/24/03)
Free Throw Pct.	.400	at Old Dominion (1/11/03)
Rebounds	24	at Campbell (12/30/03)
Assists	8	vs. George Mason (2/15/03)
Steals	3	Five times, most recently, at UNC Wilmington (3/3/03)
Blocked Shots	0	Four times, most recently, at Towson (2/12/03)
Turnovers	4	at James Madison (1/29/03)
Fouls	10	at James Madison (1/29/03)

43	vs. George Mason (2/15/03)
16	vs. George Mason (2/15/03)
44	vs. James Madison (3/1/03)
.306	vs. Hofstra (1/22/03)
3	Three times, most recently, at Delaware (2/1/03)
13	Three times, most recently vs. UNC Wilmington (2/24/03)
.150	at George Mason (1/25/03)
4	at Old Dominion (1/11/03)
8	vs. UNC Wilmington (2/24/03)
.400	at Old Dominion (1/11/03)
24	at Campbell (12/30/03)
8	vs. George Mason (2/15/03)
3	Five times, most recently, at UNC Wilmington (3/3/03)
0	Four times, most recently, at Towson (2/12/03)
4	at James Madison (1/29/03)
10	at James Madison (1/29/03)

Opponent

Points

Field Goals	52	at Towson (2/12/03)
Field Goal Att.	vs. Virginia Tech (12/7/02)	
Field Goal Pct.	18	vs. George Mason (2/15/03)
3-Pt. Field Goals	42	at Campbell (12/30/02)
3-Pt. Field Goal Att.	.328	vs. Old Dominion (2/5/03)
3-Pt. Field Goal Pct.	1	vs. Towson (1/4/03)
Free Throws	12	vs. Towson (1/4/03)
Free Throw Att.	.083	vs. Towson (1/4/03)
Free Throw Pct.	2	at James Madison (1/29/03)
Rebounds	3	at James Madison (1/29/03)
Assists	.480	vs. Morgan State (12/22/02)
Steals	23	at Campbell (12/30/02)
Blocked Shots	2	vs. Virginia Tech (12/7/02)
Turnovers	1	vs. Radford (11/24/02)
Fouls	0	Three times, most recently, vs. James Madison (3/1/03)
	3	at UNC Wilmington (3/3/03)
	12	Four times, most recently, at UNC Wilmington (3/3/03)

Lows

52	at Towson (2/12/03)
	vs. Virginia Tech (12/7/02)
18	vs. George Mason (2/15/03)
42	at Campbell (12/30/02)
.328	vs. Old Dominion (2/5/03)
1	vs. Towson (1/4/03)
12	vs. Towson (1/4/03)
.083	vs. Towson (1/4/03)
2	at James Madison (1/29/03)
3	at James Madison (1/29/03)
.480	vs. Morgan State (12/22/02)
23	at Campbell (12/30/02)
2	vs. Virginia Tech (12/7/02)
1	vs. Radford (11/24/02)
0	Three times, most recently, vs. James Madison (3/1/03)
3	at UNC Wilmington (3/3/03)
12	Four times, most recently, at UNC Wilmington (3/3/03)

Individual Highs

Points	35, Adam Hess at Virginia Commonwealth (2/19/03)	Free Throws	12, Adam Hess vs. Virginia Commonwealth (1/18/03)
	35, Adam Hess at Hampton (2/3/03)	Free Throw Att.	12, Adam Hess vs. Virginia Commonwealth (1/18/03)
Field Goals	12, Adam Hess at Hampton (2/3/03)	Free Throw Pct.	1.000 (12-12), Adam Hess vs. VCU (1/18/03)
Field Goal Att.	23, Adam Hess at Virginia Commonwealth (2/19/03)	Rebounds	14, Adam Hess vs. Hofstra (1/22/03)
Field Goal Pct.	1.000 (7-7), Jack Jenkins vs. Old Dominion (2/5/03)	Assists	7, Brett Howell at UNC Wilmington (3/3/03)
3-Pt. Field Goals	7, Adam Hess at Hampton (2/3/03)	Steals	4, Sherman Rivers vs. Towson (1/4/03)
3-Pt. Field Goal Att.	14, Adam Hess at VA Commonwealth (2/19/03)		4, Adam Duggins at Liberty (11/26/02)
3-Pt. Field Goal Pct.	.800 (4-5), Brett Howell at Hofstra (2/8/03)	Blocked Shots	4, Adam Duggins five times, most recently, at UNC Wilmington (3/3/03)
	.800 (4-5), Adam Hess at Campbell (12/30/02)		

2002-03 Points-Rebounds-Assists

Opponent	Date	Cope	D'Antoni	Duggins	Hess	Howell	Jenkins	Loehrke	Markham	Mokris	Rivers	Sorenson	Viglianco
FORDHAM	11/22	11-7-1	4-0-3	10-4-2	24-6-3	0-0-2	2-3-0	DNP	DNP	0-1-2	15-4-1	DNP	10-7-0
RADFORD	11/24	5-3-2	2-0-1	10-5-3	19-13-2	3-1-1	DNP	DNP	DNP	6-3-1	8-5-3	DNP	10-8-3
at Liberty	11/26	2-3-1	DNP	6-8-2	19-9-2	0-1-2	20-5-0	DNP	DNP	8-3-2	3-2-3	DNP	3-0-0
at East Carolina	11/30	4-6-2	0-0-0	6-6-2	15-4-0	0-1-2	3-2-0	0-0-1	DNP	6-3-0	2-0-1	DNP	15-4-0
VIRGINIA TECH	12/7	2-2-1	DNP	2-5-2	13-12-3	11-2-2	7-8-0	DNP	DNP	2-3-1	18-7-1	DNP	5-4-0
MORGAN STATE	12/22	7-12-3	5-2-1	6-3-1	23-8-6	3-1-1	8-5-0	DNP	3-3-1	DNP	13-7-0	DNP	5-4-1
at Campbell	12/30	6-3-1	5-2-6	12-3-2	31-3-1	0-0-0	6-2-1	DNP	11-2-2	0-0-0	6-3-6	DNP	5-3-2
CHAR. SOUTH.	1/2	2-2-0	0-1-0	7-2-3	33-11-1	2-0-4	8-5-2	DNP	6-3-1	DNP	5-5-2	DNP	9-1-3
TOWSON	1/4	6-3-3	4-1-4	7-5-2	17-4-1	4-0-1	12-5-0	5-3-0	0-2-1	2-3-2	6-5-5	0-0-0	12-5-0
DELAWARE	1/8	4-2-1	1-0-1	6-8-6	21-6-2	3-1-1	18-6-0	4-3-1	2-2-2	DNP	13-4-3	DNP	0-1-0
at Old Dominion	1/11	9-11-2	0-2-1	7-6-2	19-6-3	6-0-3	7-5-1	0-1-0	DNP	0-1-0	10-4-5	DNP	6-2-1
at Drexel	1/15	6-4-1	3-1-1	6-3-2	14-3-4	10-5-2	1-4-1	3-1-0	DNP	2-2-0	4-3-1	0-0-0	2-3-0
VA. COMM.	1/18	4-3-0	0-1-1	8-4-3	34-6-6	10-6-1	10-4-1	0-1-0	DNP	3-0-0	11-2-0	DNP	8-6-0
HOFSTRA	1/22	6-0-0	2-2-3	2-1-0	9-14-5	0-3-2	DNP	0-1-0	DNP	3-2-1	8-5-2	6-2-0	15-2-1
at George Mason	1/25	0-2-0	5-0-1	9-10-1	17-5-2	4-2-0	DNP	0-0-0	DNP	0-0-0	16-5-6	2-2-0	5-6-2
at James Madison	1/29	2-2-2	0-0-0	6-8-4	23-4-2	6-1-1	DNP	2-0-1	DNP	7-2-1	8-3-2	DNP	7-7-4
at Delaware	2/1	4-0-0	9-2-1	2-2-1	4-4-1	8-1-0	7-5-0	1-4-0	DNP	2-2-1	10-6-5	DNP	10-6-1
at Hampton	2/3	6-9-2	0-0-1	6-9-2	35-3-1	1-2-5	12-5-0	DNP	DNP	0-3-0	6-9-6	DNP	0-1-1
OLD DOMINION	2/5	6-6-1	0-0-0	2-7-5	23-6-3	5-4-5	17-2-0	2-0-0	DNP	6-6-2	8-3-2	DNP	0-0-0
at Hofstra	2/8	3-6-0	DNP	10-10-6	29-5-2	18-5-1	0-0-0	DNP	DNP	0-1-0	10-2-1	DNP	9-4-2
at Towson	2/12	7-4-0	DNP	8-5-2	15-4-6	6-1-3	7-6-0	DNP	DNP	6-4-0	7-3-2	DNP	3-1-0
GEORGE MASON	2/15	0-2-0	DNP	2-5-1	16-7-3	7-1-3	2-3-0	DNP	DNP	3-2-0	8-5-1	DNP	5-0-0
at VCU	2/19	0-1-0	0-0-1	2-1-1	35-8-3	6-3-3	3-12-1	2-1-0	DNP	10-2-0	6-3-0	0-1-0	9-5-1
DREXEL	2/22	0-1-1	0-0-1	10-6-2	15-5-0	6-2-1	8-2-1	0-1-0	DNP	11-3-2	10-3-2	0-3-0	2-0-0
UNCW	2/24	0-0-1	DNP	8-6-1	0-2-0	8-5-4	13-4-0	0-2-0	DNP	15-3-2	0-5-1	0-0-0	4-1-1
JAMES MADISON	3/1	1-1-0	0-1-0	6-6-1	29-8-1	7-2-3	8-3-1	DNP	DNP	6-3-2	18-3-3	DNP	0-0-0
at UNCW	3/3	0-0-1	0-0-0	4-11-0	17-5-0	0-3-7	8-5-1	DNP	DNP	4-2-1	16-4-2	DNP	DNP
vs. Hofstra (CAA)	3/7	0-3-0	DNP	9-7-1	15-6-1	6-3-3	9-3-0	DNP	DNP	4-1-1	17-3-5	DNP	4-2-1

Starters are in bold and underlined.



Honors and Awards

NCAA Records

Rebounds (Individual, Single Game)

51 Bill Chambers vs. Virginia
(2/14/53)

Player Awards

U.S. Basketball Writers Association Most Courageous Award

1978 John Kratzer

All-America

1949 Chet Giermak (Helms Athletic Foundation)
1950 Chet Giermak (NABC-2)
1953 Bill Chambers (Helms Athletic Foundation)
1955 Johnny Mahoney (Helms Athletic Foundation-3)
1961 Jeff Cohen (Helms Athletic Foundation)
1981 Mike Strayhorn (HM)

Academic All-America


1950 Chet Giermak
1983 Keith Cieplicki (3)
1984 Keith Cieplicki (3)
1985 Keith Cieplicki (1)
2003 Adam Hess (2)

NCAA Post-Graduate Scholarship

1985 Keith Cieplicki

NABC All-District

1950 Chet Giermak
1952 Bill Chambers (HM)
1961 Jeff Cohen (HM)
1981 Mike Strayhorn (2)
1983 Keith Cieplicki (2)
1985 Keith Cieplicki (2)
1988 Tim Trout (2)



Bill Chambers

1998 Randy Bracy (1)

2003 Adam Hess (1)

State Player of the Year

1965 Martin Morris
2003 Adam Hess (VaSID)

VaSID All-State Team

2003 Adam Hess

VaSID Academic All-State

2003 Adam Hess

Southern Conference

Athlete of the Year

1961 Jeff Cohen

Southern Conference Men's Basketball Player of the Year

1961 Jeff Cohen

1971 Tom Jasper

All-Southern Conference

1947 Chet Giermak (2)
1949 Chet Giermak (1)
1950 Chet Giermak (1)
1951 Jay Handlan (2)
Perry Lewis (2)
1952 Bill Chambers (2)
1953 Bill Chambers (2)
1958 Roy Lange (1)
1959 Roy Lange (1)
Jeff Cohen (2)
1960 Jeff Cohen (1)
Bev Vaughan (2)
1961 Jeff Cohen (1)
1963 Roger Bergey (2)
1964 Dave Hunter (2)
1966 Ben Pomeroy (1)
1967 Ben Pomeroy (1)
Ron Panneton (2)
1968 Bob Sherwood (1)
1970 Bob Sherwood (2)
1971 Tom Jasper (1)
Steve Dodge (2)
1972 Jeff Trammell (2)
1973 Mike Arizin (2)
1974 Mike Arizin (2)
1975 Ron Satterthwaite (1)
1976 John Lowenhaupt (1)
Ron Satterthwaite (2)
1977 John Lowenhaupt (2)

Southern Conference Tournament MVP

1948 Jere Bunting
1949 Chet Giermak

Southern Conference All-Tournament Team

1942 Glenn Knox (1)
Al Vandeweghe (1)
1945 Stan Magdziak (2)
1948 Jere Bunting (1)
1949 Chet Giermak (1)
1950 Ed McMillan (1)
1951 Ed McMillan (1)
1952 Bill Chambers (2)
1958 Jeff Cohen (1)
Roy Lange (1)
1959 Jeff Cohen (1)
Roy Lange (1)
1960 Jeff Cohen (1)

1961 Jeff Cohen (1)

Roger Bergey (2)

1963 Bob Harris (2)

1965 Martin Morris (1)

Walter Wenk (1)

Ben Pomeroy (2)

1966 Tim Walter (2)

1967 Ron Panneton (2)

1970 Bob Sherwood (2)

1971 Tom Jasper (1)

1972 Jeff Trammell (1)

Jerry Fisher (2)

1973 Tom Pflugst (1)

Mike Arizin (2)

1974 Mike Arizin (1)

1975 John Lowenhaupt (1)

Ron Satterthwaite (1)

1976 Ron Satterthwaite (1)

Southern Conference Player of the Week

1970 Bob Sherwood (wk 2)

1971 Tom Jasper (wk 6)

1973 Matt Courage (wk 2)

Mike Arizin (wk 9)

1974 Mike Arizin (wk 2)

1975 John Lowenhaupt (wk 11)

1976 Ron Satterthwaite (wk 1)

Ron Satterthwaite (wk 9)

John Lowenhaupt (wk 10)

All-ECAC South

1981 Mike Strayhorn (1)

1983 Keith Cieplicki (1)

Brant Weidner (1)

1984 Keith Cieplicki (1)

1985 Keith Cieplicki (1)

ECAC South All-Tournament Team

1983 Keith Cieplicki

Kevin Richardson

1985 Keith Cieplicki

ECAC South All-Star Team

1981 Mike Strayhorn

CAA Rookie of the Year

1990 Thomas Roberts

All-CAA

1988 Tim Trout (2)

1989 Tom Bock (2)

1991 Thomas Roberts (2)

1992 Thomas Roberts (2)

1993 Thomas Roberts (2)

1995 Kurt Small (2)

1996 David Cully (2)

1997 Bobby Fitzgibbons (2)

1998 Randy Bracy (1)

Terence Jennings (2)

2000 Jim Moran (2)

2001 Jim Moran (2)

2002 Mike Johnson (2)

2003 Adam Hess (1)

CAA All-Rookie Team

1987 Curtis Pride

1988 Jimmy Apple

1989 Scott Smith

1990 Thomas Roberts

1991 Chris Jensen

1992 Kurt Small

1996 Randy Bracy

1998 Jim Moran

Bill Phillips

2000 Adam Duggins

2002 Nick D'Antoni

2003 Jack Jenkins



Shaka Arnold

CAA All-Defensive Team

1988 Curtis Pride

1989 Curtis Pride

1991 Derrick Peters

1992 Derrick Peters

1994 David Cully

1995 David Cully

1996 David Cully

1997 Shaka Arnold

1998 Terence Jennings

2000 Jim Moran

CAA All-Tournament Team

1988 Tim Trout

1997 Randy Bracy

CAA Men's Basketball Scholar-Athlete of the Year

2003 Adam Hess

CAA All-Academic Team

1988 Tim Trout

1989 Matt O'Reilly

1990 Matt O'Reilly

2002 Adam Hess

2003 Adam Duggins

Adam Hess

Coach Awards

NABC District Coach of the Year

1983 Bruce Parkhill

1998 Charlie Woollum

ECAC South Coach of the Year

1983 Bruce Parkhill

CAA Coach of the Year

1983 Bruce Parkhill

1998 Charlie Woollum

Year-by-Year Records

Year	Coach	W-L	Pct
1905-06	J. Merrill Blanchard	4-1	.800
1906-07	H.W. Withers	1-4	.200
1907-08	F.M. Crawford	1-4	.200
1908-09	F.M. Crawford	7-3	.700
1909-10	F.M. Crawford	1-3	.250
1910-11	F.M. Crawford	3-1	.750
1911-12	W.J. Young	2-5	.286
1912-13	W.J. Young	8-1	.889
1913-14	D.W. Draper	3-6	.333
1914-15	D.W. Draper	5-8	.385
1915-16	D.W. Draper	7-4	.636
1916-17	S.H. Hubbard	4-9	.308
1917-18	H.K. Young	6-11	.353
1918-19	V.M. Geddy	3-6	.333
1919-20	James G. Driver	5-7	.417
1920-21	James G. Driver	8-3	.727
1921-22	James G. Driver	10-2	.833
1922-23	James G. Driver	8-4	.667
1923-24	J. Wilder Tasker	7-13	.350
1924-25	J. Wilder Tasker	11-6	.647
1925-26	J. Wilder Tasker	9-8	.529
1926-27	J. Wilder Tasker	7-8	.467
1927-28	J. Wilder Tasker	16-4	.800
1928-29	L. Tucker Jones	9-11	.450
1929-30	John Kellison	16-6	.727
1930-31	John Kellison	13-4	.765
1931-32	John Kellison	13-6	.684
1932-33	John Kellison	13-5	.722
1933-34	John Kellison	4-9	.308
1934-35	Tom Dowler	10-5	.667
1935-36	Tom Dowler	11-6	.647

Southern Conference

Year	Coach	Overall		Conference		Conference Finish/Postseason
		W-L	Pct	W-L	Pct.	
1936-37	Tom Dowler	0-18	.000	0-13	.000	16th place
1937-38	John Kellison	2-10	.167	0-8	.000	15th place
1938-39	John Kellison	9-12	.429	4-9	.308	12th place
1939-40	Dwight Steussey	13-10	.565	6-5	.545	8th place (tie)
1940-41	Dwight Steussey	15-10	.600	8-3	.727	2nd place (tie)
1941-42	Dwight Steussey	15-9	.625	8-4	.667	5th place (tie)
1942-43	Dwight Steussey	11-10	.524	6-4	.600	6th place
1943-44	Rube McCray	10-11	.476	1-3	.250	10th place
1944-45	Rube McCray	7-10	.412	3-4	.429	7th place
1945-46	S.B. Holt	10-10	.500	5-5	.500	6th place
1946-47	Richard F. Gallagher	14-12	.538	6-6	.500	9th place
1947-48	Bernard E. Wilson	13-10	.565	8-7	.533	8th place (tie)
1948-49	Bernard E. Wilson	24-10	.706	10-3	.769	2nd place
1949-50	Bernard E. Wilson	23-9	.719	12-4	.750	2nd place (tie)
1950-51	Bernard E. Wilson	20-11	.645	13-6	.684	4th place (tie)
1951-52	H. Lester Hooker	15-13	.536	10-6	.625	8th place
1952-53	Boydston H. Baird	10-13	.435	6-13	.316	12th place
1953-54	Boydston H. Baird	9-14	.391	6-5	.545	5th place
1954-55	Boydston H. Baird	11-14	.440	7-5	.583	6th place
1955-56	Boydston H. Baird	12-14	.462	9-7	.563	5th place
1956-57	Boydston H. Baird	9-18	.333	7-11	.389	6th place
1957-58	William B. Chambers	15-14	.517	9-9	.500	5th place
1958-59	William B. Chambers	13-11	.542	7-7	.500	4th place
1959-60	William B. Chambers	15-11	.577	10-5	.667	3rd place
1960-61	William B. Chambers	14-10	.583	9-6	.600	4th place
1961-62	William B. Chambers	7-17	.292	5-11	.313	8th place (tie)
1962-63	William B. Chambers	15-9	.625	10-5	.667	3rd place
1963-64	William B. Chambers	9-13	.409	5-9	.357	7th place
1964-65	William B. Chambers	12-13	.480	6-8	.429	6th place
1965-66	William B. Chambers	13-12	.520	8-3	.727	3rd place
1966-67	Warren Mitchell	14-11	.560	8-5	.615	3rd place
1967-68	Warren Mitchell	6-18	.250	4-10	.286	8th place

Year-by-Year Records

1968-69	Warren Mitchell	6-20	.231	3-8	.273	7th place
1969-70	Warren Mitchell	11-16	.407	5-7	.417	5th place
1970-71	Warren Mitchell	11-16	.408	7-3	.700	2nd place
1971-72	Warren Mitchell	10-17	.370	6-4	.600	3rd place
1972-73	Ed Ashnault	10-17	.370	5-6	.455	5th place
1973-74	Ed Ashnault	9-18	.333	5-6	.455	5th place
1974-75	George Balanis	16-12	.571	6-5	.545	3rd place
1975-76	George Balanis	15-13	.536	8-3	.727	2nd place
1976-77	George Balanis	16-14	.533	7-4	.636	4th place

ECAC South

Year	Coach	Overall		Conference		Conference Finish/Postseason
		W-L	Pct	W-L	Pct.	
1977-78	Bruce Parkhill	16-10	.615			
1978-79	Bruce Parkhill	9-17	.346			
1979-80	Bruce Parkhill	12-15	.444			
1980-81	Bruce Parkhill	16-12	.571			
1981-82	Bruce Parkhill	16-12	.571			
1982-83	Bruce Parkhill	20-9	.690	9-0	1.000	1st place/NIT, 1st round
1983-84	Barry Parkhill	14-14	.500	6-4	.500	2nd place (tie)
1984-85	Barry Parkhill	16-12	.571	9-5	.643	4th place

Colonial Athletic Association

Year	Coach	Overall		Conference		Conference Finish/Postseason
		W-L	Pct	W-L	Pct.	
1985-86	Barry Parkhill	8-20	.286	3-11	.214	6th place (tie)
1986-87	Barry Parkhill	5-22	.185	2-12	.143	8th place
1987-88	Chuck Swenson	10-19	.345	5-9	.357	6th place (tie)
1988-89	Chuck Swenson	5-23	.179	3-11	.214	7th place
1989-90	Chuck Swenson	6-22	.214	2-12	.143	8th place
1990-91	Chuck Swenson	13-15	.464	6-8	.429	5th place (tie)
1991-92	Chuck Swenson	10-19	.345	3-11	.214	7th place (tie)
1992-93	Chuck Swenson	14-13	.519	6-8	.429	4th place (tie)
1993-94	Chuck Swenson	4-23	.148	2-12	.143	8th place
1994-95	Charlie Woollum	8-19	.296	6-8	.429	6th place
1995-96	Charlie Woollum	10-16	.385	6-10	.375	6th place (tie)
1996-97	Charlie Woollum	12-16	.429	8-8	.500	5th place (tie)
1997-98	Charlie Woollum	20-7	.741	13-3	.813	1st place (tie)
1998-99	Charlie Woollum	8-19	.296	3-13	.188	8th place
1999-00	Charlie Woollum	11-17	.393	6-10	.375	6th place (tie)
2000-01	Rick Boyages	11-17	.393	7-9	.438	5th place (tie)
2001-02	Rick Boyages	10-19	.345	7-11	.389	6th place (tie)
2002-03	Rick Boyages	12-16	.429	7-11	.389	8th place

No Conference

225-173 .565

Southern Conference

489-530 .480

268-255 .512

ECAC South

119-101 .541

24-9 .727

Colonial Athletic Association

177-322 .355

95-177 .349

TOTAL

1010-1126 .473

387-441 .467

All-Time William and Mary Coaching Records

Coach	Years	No.	Record	Pct.	Coach	Years	No.	Record	Pct.
J. Merrill Blanchard	1906	1	4-1	.800	S.B. Holt	1946	1	10-10	.500
H.W. Withers	1907	1	4-1	.800	Richard F. Gallagher	1947	1	14-12	.538
F.M. Crafword	1908-1911	4	12-11	.522	Bernard E. Wilson	1948-51	4	80-40	.667
W.J. Young	1912-13	2	10-6	.625	H. Lester Hooker	1952	1	15-13	.536
D.W. Draper	1914-16	3	15-18	.454	Boydston H. Baird	1953-57	5	51-73	.411
S.H. Hubbard	1917	1	4-9	.307	William B. Chambers	1958-66	9	113-110	.507
H.K. Young	1918	1	6-11	.352	Warren Mitchell	1967-72	6	58-98	.372
V.M. Geddy	1919	1	3-6	.333	Ed Ashnault	1973-74	2	19-35	.352
James G. Driver	1920-23	4	31-17	.646	George Balanis	1975-77	3	47-39	.546
J. Wilder Tasker	1924-28	5	49-44	.527	Bruce Parkhill	1978-83	6	89-75	.543
L. Tucker Jones	1929	1	9-11	.450	Barry Parkhill	1984-87	4	43-68	.387
John Kellison	1930-34, 38-39	7	70-52	.574	Chuck Swenson	1988-94	7	62-134	.316
Tom Dowler	1935-37	3	21-29	.420	Charlie Woollum	1995-00	6	69-84	.423
Dwight Steussey	1940-43	4	53-40	.570	Rick Boyages	2001-03	3	33-52	.388
Rube McCray	1944-45	2	16-22	.421					

W&M Year-by-Year Statistics

Yr	G	FG-FGA	Pct	3FG-3FGA	Pct	FT-FTA	Pct	OR-DR	Tot-Avg	PF-FO	A	TO	Bl	St	Pts-Avg
1948	23	500-1493	.335			233-459	.508			424					1233-53.6
1949	34	852-2357	.361			489-718	.681			588					2193-64.5
1950	32	737-2067	.357			468-696	.672			540					1942-60.7
1951	31	760-2015	.377			542-832	.651			780					2062-66.5
1952	28	740-1978	.374			533-843	.632	1534-54.8	743-46	292					2013-71.9
1953	23	633-1480	.428			551-794	.694	1219-53.0	514-22						1817-79.0
1954	23	494-1261	.392			498-744	.669	900-39.1	482-22						1486-64.6
1955	25	695-1733	.401			645-907	.711	1012-40.5	479-18						2035-81.4
1956	26	721-1671	.431			513-808	.635	1002-38.5	576-30						1955-75.2
1957	27	698-1705	.409			572-867	.660	1152-42.7	556-17						1968-72.9
1958	29	720-1790	.402			670-922	.727	1112-38.3	575-28						2110-72.8
1959	24	647-1523	.425			437-645	.678	1126-46.9	457-20						1731-72.1
1960	26	726-1630	.445			559-781	.716	1359-52.3	524-21						2011-77.3
1961	24	625-1482	.422			550-783	.702	1313-54.7	478-19						1800-75.0
1962	24	596-1438	.414			441-609	.724	1060-44.2	489-24						1633-68.0
1963	24	647-1431	.452			382-579	.660	1094-45.6	428-9						1676-69.8
1964	22	598-1373	.436			309-466	.663	961-43.7	389-14						1505-68.4
1965	25	626-1511	.414			415-619	.670	1125-45.0	458-14			341			1667-66.7
1966	25	674-1589	.424			424-636	.667	1085-43.4	503-23						1772-70.9
1967	25	653-1394	.468			513-704	.729	1086-43.4	471-21						1819-72.8
1968	24	685-1524	.449			476-656	.726	1039-43.3	475-14						1846-76.9
1969	26	637-1575	.404			486-714	.681	1116-42.9	503-27						1760-67.7
1970	27	827-1930	.428			463-678	.683	1202-44.5	568-23						2117-78.4
1971	27	702-1681	.418			547-755	.725	1088-40.3	517-16						1951-72.3
1972	27	736-1648	.447			473-652	.725	1082-40.1	537-22	352					1945-72.0
1973	27	782-1762	.444			483-636	.759	1129-41.8	504-27	328	486				2047-75.8
1974	27	726-1670	.435			410-552	.743	1056-39.1	558-22	317	475				1862-69.0
1975	28	765-1678	.456			378-559	.676	1152-41.1	533-24						1908-68.1
1976	28	800-1691	.473			408-594	.687	940-33.6	568-30	383	532	102	282		2008-71.7
1977	30	864-1800	.480			447-623	.717	1206-40.2	642-22	508	485	79	219		2175-72.5
1978	26	689-1370	.503			388-542	.716	926-35.6	528-15	419	364	52	191		1766-67.9
1979	26	590-1280	.461			321-488	.658	776-29.8	449-13	283	374	22	186		1501-57.7
1980	27	670-1361	.492			512-695	.737	824-30.5	527-17	298	400	46	240		1852-68.6
1981	28	690-1438	.480			406-591	.687	808-28.9	523-13	378	364	52	233		178663.8
1982	28	676-1324	.511			401-623	.644	896-32.0	452-9	328	360	55	185		1753-62.6
1983	29	723-1379	.524			470-609	.772	870-30.0	454-6	369	360	53	191		1916-66.1
1984	28	711-1369	.519			345-470	.734	833-29.8	466-12	396	340	23	163		1767-63.1
1985	28	738-1473	.501			386-526	.734	849-30.3	477-11	455	361	20	146		1862-66.5
1986	28	568-1347	.422			420-594	.707	841-30.0	519-19	320	392	32	145		1556-55.6
1987	27	611-1408	.434	66-171	.386	359-521	.689	230-542	867-32.1	485-16	388	410	32	160	1647-61.0
1988	29	724-1641	.441	148-374	.396	465-664	.700	321-620	1008-34.8	614-25	435	520	38	206	2061-71.1
1989	28	692-1586	.436	101-280	.361	392-570	.688	283-565	929-33.2	672-38	397	480	42	163	1877-67.0
1990	28	724-1564	.463	61-202	.302	400-581	.688	293-550	913-32.6	600-30	411	474	52	172	1909-68.2
1991	28	750-1566	.479	72-216	.333	396-615	.644	296-646	1022-36.5	586-18	381	462	97	167	1968-70.3
1992	29	764-1659	.461	108-298	.362	376-567	.663	340-623	963-33.2	641-23	405	455	117	213	2012-69.4
1993	27	680-1531	.444	159-440	.361	506-748	.676	299-594	943-34.9	545-24	391	403	76	189	2025-75.0
1994	27	699-1610	.434	183-534	.343	383-577	.664	299-622	988-36.6	563-15	349	471	129	157	1964-72.7
1995	27	680-1625	.418	130-435	.299	405-639	.634	357-636	1062-39.3	523-11	333	403	153	157	189570.2
1996	26	680-1471	.462	173-470	.368	390-620	.629	288-655	993-38.2	490-15	373	427	164	149	1923-74.0
1997	28	643-1603	.401	168-530	.317	377-575	.656	334-594	1006-35.9	524-11	321	382	90	173	1831-65.4
1998	27	654-1494	.438	187-526	.356	393-602	.653	309-669	978-36.2	471-14	395	374	122	215	188-69.9
1999	27	642-1542	.416	180-548	.328	278-419	.663	287-631	918-34.0	506-21	338	425	93	183	174264.5
2000	28	678-1593	.426	188-537	.350	378-535	.707	310-680	990-35.4	527-16	394	431	122	163	1922-68.6
2001	28	603-1467	.411	156-491	.318	350-533	.657	339-689	1028-36.7	615-18	371	431	99	148	171261.1
2002	29	632-1617	.391	185-579	.320	378-590	.641	387-721	1108-38.2	579-9	357	424	44	175	1827-63.0
2003	28	640-1531	.418	174-539	.323	345-497	.694	315-679	994-35.5	451-11	376	349	71	159	1799-64.3

Opponent Year-by-Year Statistics

Yr	G	FG-FGA	Pct	3FG-3FGA	Pct	FT-FTA	Pct	OR-DR	Tot-Avg	PF	A	TO	Bl	St	Pts-Avg
1948	23	419-NA				294-505	.582			369					1132-49.2
1949	34	654-NA				403-681	.592			608					1711-50.3
1950	32	674-NA				411-686	.599			557					1759-55.0
1951	31	642-NA				562-871	.645			746					1846-59.5
1952	28	746-2007	.372			499-830	.601								1991-71.1
1953	23	613-1855	.330			510-774	.659		971-42.2	548					1736-75.5
1954	23	560-1523	.368			483-769	.628		742-32.3	490					1603-69.7
1955	25														2136-85.4
1956	26	739-NA				616-NA									2094-80.5
1957	27														2071-76.7
1958	29	779-1928	.404			546-830	.658		1105-38.1	631					2104-72.6
1959	24	607-1558	.390			441-666	.662		934-38.9	468					1655-69.0
1960	26	727-1800	.404			535-762	.702		1067-41.0	536					1989-76.5
1961	24	629-1612	.390			451-672	.671		981-40.9	536					1709-71.2
1962	24	657-1578	.416			423-619	.683		1160-48.3	459					1737-72.4
1963	24	586-1446	.405			369-548	.673		935-39.0	425					1541-64.2
1964	22	564-1427	.395			347-508	.683		980-44.5	378					1475-67.0
1965	25	643-1552	.414			392-561	.699		971-38.8	481					1678-67.1
1966	25	648-1449	.447			496-678	.732		1021-40.8	468					1792-71.7
1967	25	698-1650	.423			406-542	.749		938-37.5	511					1802-72.1
1968	24	791-1656	.478			414-606	.683		1039-43.3	489					1996-83.2
1969	26	778-1794	.434			519-699	.742		1240-47.7	512					2075-79.8
1970	27	854-1805	.473			494-740	.668		1321-48.9	541					2202-81.6
1971	27	829-1790	.463			463-675	.686		1273-47.1	577					2121-78.6
1972	27	769-1745	.441			502-731	.687		1166-43.2	499	300				2040-75.6
1973	27	879-1874	.469			457-649	.704		1289-47.7	574	346	487			2215-82.0
1974	27	830-1736	.478			412-575	.717		1100-40.7	573	361	467			2072-76.7
1975	28	729-1632	.447			399-570	.700		1016-36.3	574					1857-66.3
1976	28	732-1530	.478			471-667	.706		1030-36.8	598	341	585	122	230	1935-69.1
1977	30	767-1712	.448			478-663	.721		1036-34.5	606	376	522	72	187	2012-67.1
1978	26	662-1449	.457			333-499	.667		857-33.0	515	265	390	73	156	1657-63.7
1979	26	665-1314	.506			297-446	.666		804-30.9	499	279	374	105	166	1627-62.6
1980	27	689-1366	.504			361-533	.677		846-31.3	621	194	478	83	165	1739-64.4
1981	28	666-1343	.496			350-512	.684		885-31.6	571	273	486	75	183	1682-60.1
1982	28	639-1381	.463			289-446	.648		792-28.3	592	246	397	81	145	1567-56.0
1983	29	713-1530	.466			254-374	.679		804-27.7	489	320	371	74	171	1680-57.9
1984	28	679-1385	.490			304-422	.720		774-27.6	496	330	352	63	156	1662-59.4
1985	28	752-1504	.500			325-433	.751		769-27.5	505	421	433	66	155	1829-65.3
1986	28	700-1415	.495			367-507	.724		864-30.9	571	388	331	96	170	1767-63.1
1987	27	721-1453	.496	74-195	.379	335-477	.702	249-548	869-32.2	500	441	372	92	201	1851-68.6
1988	29	799-1641	.487	104-261	.398	467-663	.704	305-641	1004-34.6	603	462	490	90	248	2169-74.8
1989	28	790-1573	.502	90-263	.342	527-777	.678	324-647	1018-36.4	576	439	423	105	227	2197-78.5
1990	28	790-1621	.487	107-261	.410	500-712	.702	372-600	1008-36.0	528	440	408	121	240	2187-78.1
1991	28	700-1604	.436	112-325	.345	504-720	.700	313-584	946-33.8	546	382	359	96	228	2016-72.0
1992	29	760-1646	.462	119-306	.389	538-784	.686	405-658	1063-36.7	522	411	427	75	252	2177-75.1
1993	27	710-1580	.449	118-353	.334	468-657	.712	348-652	1000-37.0	577	364	409	85	204	2006-74.3
1994	27	805-1740	.463	163-440	.370	473-686	.690	408-693	1101-40.8	512	454	353	102	232	2246-83.2
1995	27	721-1689	.427	154-429	.359	434-634	.685	399-676	1075-39.8	540	373	360	84	192	2030-75.2
1996	26	692-1671	.414	132-385	.343	409-585	.699	400-602	1002-38.5	511	345	324	84	217	1925-74.0
1997	28	671-1593	.421	127-403	.315	409-612	.668	385-708	1093-39.0	532	348	376	106	215	1878-67.1
1998	27	611-1520	.402	119-379	.314	327-504	.649	350-641	991-36.7	515	295	428	72	197	1668-61.8
1999	27	656-1555	.422	145-419	.346	395-593	.666	382-690	1072-39.7	443	304	409	114	207	1852-68.6
2000	28	704-1636	.430	173-465	.372	413-638	.647	367-683	1050-37.5	506	371	391	112	217	1994-71.2
2001	28	587-1469	.400	178-511	.348	453-679	.667	316-629	945-33.8	511	310	347	109	165	1805-64.5
2002	29	665-1583	.420	174-532	.327	446-642	.695	306-714	1020-35.2	532	394	351	127	187	1950-67.2
2003	28	687-1619	.424	250-695	.360	294-416	.707	315-646	961-34.3	484	428	310	82	168	1918-68.5

NBA Draft Picks and Retired Numbers



#42 John Lowenhaupt - 1,866 points



#52 Jeff Cohen - 2,003 points



#32 Bill Chambers
1,456 points



#32 Chet Giermak
2,052 points



#14 Keith Cieplicki
1,812 points


NBA Draft Picks

William and Mary Players in the NBA Draft

- 1985 Keith Cieplicki, by Los Angeles Lakers
22nd pick of the seventh round (161st overall)
- 1983 Brant Weidner, by San Antonio Spurs
20th pick of the fourth round (90th overall)
- 1981 Scott Whitley, by Indiana Pacers
12th pick of the ninth round (195th overall)
- 1961 Jeff Cohen, by Chicago Packers
14th pick of the second round (23rd overall)
- 1959 Don Lange, by Boston Celtics
Eighth pick of the fifth round (38th overall)
- 1955 John Mahoney, by Boston Celtics (Boston's eighth pick)
- 1953 Bill Chambers, by Minneapolis Lakers (Minneapolis' 11th pick)
- 1950 Chet Giermak, by Rochester Royals (Rochester's fourth pick)



Scott Whitley, 1978-81



Brant Weidner, 1979-82

Annual Statistical Leaders

Scoring				Field Goal Percentage (minimum 200 attempts)			Free Throw Percentage (minimum 80 attempts)			Three-Point FG Percentage (minimum 75 attempts)					
Year	Name	Points	Avg	Year	Name	FG-FGA	Pct	Year	Name	FT-FTA	Avg	Year	Name	3FG-3FGA	Pct
2003	Adam Hess	564	20.1	2003	Adam Hess	191-409	.467	2003	Adam Hess	114-135	.844	2003	Adam Hess	68-183	.372
2002	Mike Johnson	334	11.5	2002	Mike Johnson	107-260	.412	2002	Mike Johnson	68-94	.723	2002	Mike Johnson	52-139	.374
2001	Jim Moran	382	13.6	2001	Jim Moran	135-289	.467	2001	Mike Johnson	71-96	.740	2001	Jim Moran	31-92	.337
2000	Jim Moran	387	14.1	2000	Jim Moran	140-303	.462	2000	Adam Duggins	64-96	.667	2000	Scotty Scott	37-85	.435
1999	Jim Moran	357	13.2	1999	Jim Moran	129-265	.487	1999	Jim Moran	55-79	.696	1999	Jim Moran	44-106	.415
1998	Randy Bracy	448	17.2	1998	Randy Bracy	129-260	.496	1998	Randy Bracy	85-122	.697	1998	Terence Jennings	47-124	.379
1997	Bobby Fitzgibbons	409	14.6	1997	Terence Jennings	103-214	.481	1997	Terence Jennings	78-107	.729	1997	Bobby Fitzgibbons	62-157	.395
1996	Carl Parker	396	15.2	1996	Carl Parker	164-274	.599	1996	Randy Bracy	62-93	.667	1996	Bobby Fitzgibbons	57-131	.435
1995	Kurt Small	484	17.9	1995	Carl Parker	166-305	.544	1995	Kurt Small	122-166	.735	1995	Matt Verkey	49-146	.336
1994	Kurt Small	423	15.7	1994	Matt Verkey	116-275	.422	1994	Kurt Small	115-151	.762	1994	Matt Verkey	63-164	.384
1993	Thomas Roberts	470	17.4	1993	Todd Cauthorn	132-244	.541	1993	Kurt Small	150-208	.721	1993	Matt Verkey	50-121	.413
1992	Thomas Roberts	449	15.5	1992	Scott Smith	146-317	.461	1992	Thomas Roberts	101-135	.748	1992	Brendan Connor	34-78	.436
1991	Thomas Roberts	454	16.8	1991	Scott Smith	149-303	.492	1991	Thomas Roberts	103-161	.640	1991	Christopher Jensen	32-85	.376
1990	Scott Smith	409	14.6	1990	Scott Smith	163-302	.540	1990	Scott Smith	83-116	.716	1990	Jimmy Apple	32-96	.333
1989	Tom Bock	408	16.3	1989	Tom Bock	162-328	.494	1989	Tom Bock	81-109	.743	1989	Jimmy Apple	41-111	.369
1988	Tim Trout	489	16.9	1988	Tim Trout	190-364	.522	1988	Tim Trout	109-159	.686	1988	Greg Burzell	75-170	.441
1987	Tim Trout	346	12.8	1987	Tom Bock	98-205	.478	1987	Mike Batzel	78-112	.696	1987	Greg Burzell	38-84	.452
1986	Scott Coval	341	12.2	1986	Ken Lambiotte	112-236	.475	1986	Scott Coval	111-121	.917				
1985	Keith Cieplicki	566	20.2	1985	Keith Cieplicki	235-413	.569	1985	Keith Cieplicki	96-123	.780				
1984	Keith Cieplicki	429	15.3	1984	Gary Bland	115-201	.572	1984	Kevin Richardson	54-86	.628				
1983	Keith Cieplicki	465	16.0	1983	Keith Cieplicki	167-310	.539	1983	Tony Traver	111-127	.874				
1982	Keith Cieplicki	352	12.6	1982	Keith Cieplicki	144-275	.524	1982	Keith Cieplicki	64-82	.780				
1981	Scott Whitley	297	10.6	1981	Mike Strayhorn	115-219	.525	1981	Scott Whitley	65-88	.739				
1980	Scott Whitley	349	13.4	1980	Bill Barnes	99-204	.485	1980	Scott Whitley	81-101	.802				
1979	Scott Whitley	322	12.4	1979	Ken Bowen	110-204	.539	1979	Scott Whitley	66-86	.767				
1978	John Lowenhaupt	504	19.4	1978	John Lowenhaupt	195-337	.579	1978	John Lowenhaupt	114-132	.864				
1977	John Lowenhaupt	518	17.3	1977	John Lowenhaupt	192-374	.513	1977	John Lowenhaupt	134-161	.832				
1976	John Lowenhaupt	447	16.0	1976	John Lowenhaupt	180-358	.503	1976	John Lowenhaupt	87-110	.791				
1975	Ron Satterthwaite	473	16.9	1975	John Lowenhaupt	167-350	.477	1975	John Lowenhaupt	63-82	.768				
1974	Mike Arizin	471	17.4	1974	Mike Arizin	176-381	.462	1974	Mike Arizin	119-143	.832				
1973	Mike Arizin	465	17.2	1973	Mike Arizin	173-365	.474	1973	Mike Arizin	119-145	.821				
1972	Jeff Trammell	437	16.2	1972	Jerry Fisher	126-269	.468	1972	George Spack	86-103	.835				
1971	Tom Jasper	519	19.2	1971	Tom Jasper	215-505	.426	1971	Neil Gewirtzman	75-96	.781				
1970	Bob Sherwood	506	18.7	1970	Bob Sherwood	209-399	.524	1970	Steve Dodge	76-109	.697				
1969	Dave Daugherty	372	14.3	1969	Dave Daugherty	145-271	.535	1969	Harry Kent	92-120	.767				
1968	Bob Sherwood	545	22.7	1968	Bob Sherwood	222-438	.507	1968	Ron Paneton	112-132	.848				
1967	Ron Paneton	516	20.6	1967	Ron Paneton	172-340	.506	1967	Dave Daugherty	77-88	.875				
1966	Ben Pomeroy	411	17.1	1966	Ben Pomeroy	165-362	.456	1966	Tim Walter	60-83	.723				
1965	Walter Wenk	358	14.3	1965	Tim Walter	93-206	.451	1965	Martin Morris	73-99	.737				
1964	Dave Hunter	380	17.3	1964	Dave Hunter	155-338	.459	1964	Martin Morris	73-94	.777				
1963	Bob Harris	353	14.7	1963	Dave Hunter	126-245	.514	1963	Dave Hunter	89-108	.824				
1962	Roger Bergey	361	15.0	1962	Bob Harris	105-225	.467	1962	Kenny Roberts	68-85	.800				
1961	Jeff Cohen	575	24.0	1961	Jeff Cohen	193-404	.478	1961	Kenny Roberts	98-125	.784				
1960	Jeff Cohen	628	24.2	1960	Jeff Cohen	230-458	.502	1960	Tom Farrington	75-87	.862				
1959	Jeff Cohen	395	16.5	1959	Roy Lange	129-276	.467	1959	Tom Farrington	70-95	.737				
1958	Roy Lange	583	20.1	1958	Roy Lange	178-364	.489	1958	Bev Vaughn	105-132	.795				
1957	Don Engelken	372	13.8	1957	Bob Hoitsma	117-216	.542	1957	Roy Lange	89-118	.754				
1956	Dick Savage	431	16.6	1956	Paul Furlong	116-239	.485	1956	Harry Cornell	64-94	.681				
1955	John Mahoney	656	27.3	1955	John Mahoney	220-474	.464	1955	John Mahoney	216-286	.755				
1954	John Mahoney	456	19.8	1954	John Mahoney	145-302	.480	1954	John Mahoney	166-223	.744				
1953	Bill Chambers	465	20.2	1953	Jerry Harris	104-212	.491	1953	Bill Chambers	151-197	.766				
1952	Bill Chambers	459	16.4	1952	Bill Chambers	168-368	.457	1952	Bill Chambers	123-165	.745				
1951	Bill Chambers	532	17.2	1951	Bill Chambers	199-413	.482	1951	Ed McMillan	86-121	.711				
1950	Chet Giermak	646	20.8	1950	Chet Giermak	258-630	.410	1950	Ed McMillan	82-112	.732				
1949	Chet Giermak	740	21.8	1949	Chet Giermak	301-673	.447	1949	Charlie Sokol	90-123	.732				
1948	Chet Giermak	394	17.1	1948	Chet Giermak	168-448	.375	1948	Chet Giermak	58-122	.475				



Terence Jennings



Jim Moran



Keith Cieplicki



Jimmy Apple



Greg Burzell

Annual Statistical Leaders


Rebounding				Assists			Blocked Shots			Steals		
Year	Name	Rebounds	Avg.	Name	Assists	Avg.	Name	Blocks	Avg.	Name	Steals	Avg.
2003	Adam Hess	177	6.3	Sherman Rivers	71	2.54	Adam Duggins	52	1.86	Sherman Rivers	34	1.21
2002	Mike Johnson	218	7.5	Nick D'Antoni	79	2.72	Adam Duggins	17	0.59	Cody Carbaugh	32	1.10
2001	Mike Johnson	203	7.3	Sherman Rivers	74	2.64	Adam Duggins	17	1.13	Sherman Rivers	32	1.10
2000	Adam Duggins	155	5.5	Scotty Scott	84	3.36	Jim Moran	25	0.89	Jim Moran	26	0.93
	Tom Strohbehn	154	5.5				Adam Duggins	53	1.89	Sherman Rivers	26	0.93
1999	Tom Strohbehn	191	7.1	Scotty Scott	71	2.63	Adam Duggins	53	1.89	Jim Moran	38	1.41
1998	Bill Phillips	155	5.7	Randy Bracy	107	4.12	Jermaine Harmon	13	1.63	Randy Bracy	34	1.89
	David Grabuloff	167	6.2				Jim Moran	24	0.89	Jim Moran	40	1.48
1997	Shaka Arnold	209	7.5	Randy Bracy	59	2.68	Jermaine Harmon	29	1.07	Randy Bracy	57	2.19
1996	David Cully	244	9.8	Randy Bracy	119	4.58	Shaka Arnold	22	0.79	Randy Bracy	37	1.68
1995	David Cully	287	10.6	David Cox	116	4.46	David Cully	84	3.36	Randy Bracy	47	1.81
1994	David Cully	233	9.0	David Cox	120	4.44	David Cully	91	3.37	Kurt Small	44	1.63
							David Cully	71	2.73	Kurt Small	33	1.22
										Matt Verkey	33	1.22
1993	Todd Cauthorn	235	8.7	Brendan Connor	97	3.73	Todd Cauthorn	27	1.00	Todd Cauthorn	40	1.48
1992	Ben Blocker	203	7.0	Thomas Roberts	67	2.31	Todd Cauthorn	33	1.14	Brendan Connor	37	1.76
				Brendan Connor	64	3.05	Thomas Roberts	33	1.14			
1991	Ben Blocker	175	6.3	Brendan Connor	108	4.00	Thomas Roberts	29	1.07	Brendan Connor	31	1.15
1990	Scott Smith	157	5.6	Curtis Pride	95	3.52	Thomas Roberts	19	0.68	Curtis Pride	38	1.41
1989	Tom Bock	155	6.2	Matt O'Reilly	121	4.32	Ben Blocker	18	0.64	Matt O'Reilly	33	1.18
1988	Tim Trout	267	9.2	Curtis Pride	102	3.78	Tim Trout	12	0.41	Curtis Pride	45	1.67
1987	Tim Trout	190	7.0	Scott Trimble	85	3.40	Mark Boddy	9	0.35	Curtis Pride	39	1.44
1986	Ken Lambiotte	137	5.1	Scott Coval	111	3.96	Mark Boddy	21	0.78	Scott Coval	35	1.25
1985	Kevin Richardson	206	7.4	Scott Coval	168	6.22	Mark Boddy	4	0.27	Kevin Richardson	30	1.07
1984	Kevin Richardson	188	6.7	Scott Coval	100	3.70	Herb Harris	7	0.25	Kevin Richardson	30	1.07
1983	Brant Weidner	179	6.2	Keith Cieplicki	91	3.14	Brant Weidner	31	1.07	Mike Strayhorn	56	1.93
1982	Brant Weidner	137	4.9	Bill Barnes	128	4.57	Brant Weidner	24	0.86	Bill Barnes	54	1.93
1981	Bill Barnes	140	5.0	Bill Barnes	88	3.14	Mike Strayhorn	8	0.33	Bill Barnes	55	1.96
1980	Bill Barnes	112	4.1	Bill Barnes	82	3.04	Brant Weidner	15	0.56	Bill Barnes	54	2.00
	Ken Bowen	111	4.3									
1979	Scott Whitley	124	4.8	Scott Whitley	55	2.12	Bill Barnes	7	0.27	Bill Barnes	44	1.69
1978	John Lowenhaupt	163	6.3	John Lowenhaupt	118	4.54	Ted O'Gorman	21	0.81	John Lowenhaupt	57	2.19
1977	Matt Courage	264	8.8	John Lowenhaupt	123	4.10	Matt Courage	20	0.67	John Lowenhaupt	45	1.50
1976	John Lowenhaupt	180	6.4	John Lowenhaupt	85	3.04	Dennis Vail	32	1.19	Jim McDonough	112	4.48
1975	John Lowenhaupt	158	5.6	Not Available								
	Mike Courage	157	6.0									
1974	Mike Arizin	210	7.8	Ron Satterthwait	92	0.86						
1973	Mike Arizin	197	7.3	Tom Pfingst	81	1.13						
1972	Jeff Trammell	230	8.5	George Spack	101	3.74						
1971	Tom Jasper	232	8.6									
1970	Bob Sherwood	271	10.0									
1969	Dave Daugherty	243	9.3									
1968	Bob Sherwood	253	10.5									
1967	Ben Pomeroy	308	12.3									
1966	Ben Pomeroy	300	12.5									
1965	Ben Pomeroy	278	11.1									
1964	Martin Morris	264	12.0									
1963	Kirk Gooding	302	15.1									
1962	Bob Harris	159	6.6									
1962	Kirk Gooding	146	10.4									
1961	Jeff Cohen	424	17.7									
1960	Jeff Cohen	471	18.1									
1959	Jeff Cohen	413	17.2									
1958	Jeff Cohen	371	12.8									
1957	Bob Hoitsma	277	10.3									
1956	Dick Savage	201	7.7									
	Bob Hoitsma	200	8.0									
1955	John Mahoney	312	13.0									
1954	John Mahoney	306	13.3									
1953	Bill Chambers	498	21.7									
1952	Bill Chambers	509	18.2									



Matt O'Reilly



Todd Cauthorn



Dave Daugherty


Tribe Record Book

Single-Game Scoring (All 30-point games)

1. 49 Jeff Cohen vs. Richmond (2/25/61)
2. 47 John Mahoney at Furman (12/3/54)
3. 45 Bill Chambers vs. Washington & Lee (2/21/53)
- 45 Chet Giermak vs. Baltimore (1/11/49)
5. 39 Scott Smith at George Mason (2/15/90)
6. 38 Tom Bock at Towson (1/16/89)
- 38 Ron Panneton vs. The Citadel (2/3/68)
- 38 Ron Panneton at Richmond (1/14/67)
9. 37 Bill Chambers vs. Virginia (2/14/53)
10. 36 Mit Winter vs. James Madison (1/24/01)
- 36 Chet Giermak at Colby (12/6/49)
12. 35 **Adam Hess vs. VA Commonwealth (2/19/03)**
- 35 **Adam Hess at Hampton (2/3/03)**
- 35 Mike Arizin vs. Richmond (12/11/73)
- 35 Tom Jasper vs. Georgetown (12/7/70)
- 35 Jeff Cohen at Richmond (1/9/60)
- 35 Jim Kaplan at VMI (2/18/57)
18. 34 **Adam Hess vs. VA Commonwealth (1/18/03)**
- 34 Keith Cieplicki vs. Drexel (12/1/84)
- 34 Bob Sherwood at Richmond (2/24/68)
21. 33 **Adam Hess vs. Charleston Southern (1/2/03)**
- 33 Mike Arizin vs. Furman (3/1/74)
- 33 Dave Daugherty vs. Air Force (12/28/68)
- 33 Ron Panneton at Jacksonville (12/20/65)
- 33 Ben Pomeroy vs. Virginia (12/1/65)
- 33 Dave Hunter at Virginia Tech (2/10/64)
27. 32 Jim Moran at Hampton (11/28/98)
- 32 Randy Bracy at Wichita State (12/28/97)
- 32 Matt Verkey vs. George Mason (2/27/95)
- 32 Keith Cieplicki vs. George Mason (2/23/85)
- 32 Ron Satterthwaite at Furman (1/25/75)
- 32 Tom Jasper at Duke (12/13/69)
- 32 Ron Panneton vs. Loyola (1/6/68)
- 32 Tim Walter at Georgia Tech (12/21/64)
- 32 Bill Chambers vs. VMI (2/10/51)
- 32 Chet Giermak vs. Randolph-Macon (1949-50)
- 32 Chet Giermak vs. Pensacola NAS (1949-50)
38. 31 **Adam Hess at Campbell (12/30/02)**
- 31 Adam Duggins vs. Oral Roberts (11/28/99)
- 31 Terence Jennings at East Carolina (1/10/98)
- 31 Kurt Small at Loyola (1/30/94)
- 31 Thomas Roberts at East Carolina (2/26/92)
- 31 Jimmy Apple vs. Loyola (1/3/90)
- 31 Tim Trout vs. George Mason (3/6/88)
- 31 Keith Cieplicki vs. Navy (3/8/85)
- 31 John Lowenhaupt vs. East Carolina (3/5/75)
- 31 Ran Panneton vs. Hampden-Sydney (1/11/67)
- 31 Jeff Cohen vs. VMI (12/15/59)
- 31 Bill Chambers at VMI (2/19/52)
50. 30 **Nick D'Antoni at The Citadel (11/26/01)**
- 30 Justin Jackette vs. American (2/25/99)
- 30 Jim Moran vs. Elon (12/22/98)
- 30 Carl Parker vs. Marymount (11/29/95)
- 30 Kurt Small at UNC Wilmington (2/12/94)
- 30 Tom Bock at Stetson (12/30/88)
- 30 Scott Whitley vs. Richmond (2/26/80)
- 30 John Lowenhaupt at East Carolina (2/10/77)
- 30 Ron Satterthwaite vs. Old Dominion (2/5/76)
- 30 Jeff Trammell at Rice (12/22/71)
- 30 Steve Dodge vs. Rice (1/6/71)
- 30 Tom Jasper vs. East Carolina (2/18/70)
- 30 Tom Jasper vs. NC State (12/1/69)
- 30 Bob Sherwood vs. Loyola (1/6/68)
- 30 Ron Panneton at Furman (2/13/67)
- 30 Jeff Cohen vs. Navy (2/8/58)
- 30 John Mahoney at Washington & Lee (2/6/54)
- 30 Chet Giermak at Seton Hall (12/30/50)

Season Scoring

Name	Season	G	Pts
1. Chet Giermak	1949	34	740
2. John Mahoney	1955	24	656
3. Chet Giermak	1950	31	646
4. Jeff Cohen	1960	26	628
5. Roy Lange	1958	29	583
6. Jeff Cohen	1961	24	575
7. Keith Cieplicki	1985	28	566
8. Adam Hess	2003	28	564
9. Bob Sherwood	1968	24	545
10. Bill Chambers	1951	31	532



Jeff Cohen

Team Season Scoring

Season	G	Pts
1. 1949	34	2193
2. 1977	30	2175
3. 1970	27	2117
4. 1958	29	2110
5. 1951	21	2062
6. 1988	29	2061
7. 1973	27	2047
8. 1955	25	2035
9. 1993	27	2025
10. 1952	28	2013

Career Scoring

Name	Seasons	G	Pts
1. Chet Giermak	1947-50	4	2052
2. Jeff Cohen	1958-61	4	2003
3. John Lowenhaupt	1975-78	4	1866
4. Keith Cieplicki	1982-85	4	1812
5. Thomas Roberts	1990-93	4	1765
6. Kurt Small	1992-95	4	1487
7. Bill Chambers	1951-53	3	1456
8. John Mahoney	1952-55	4	1446
9. Ron Satterthwaite	1974-77	4	1394
10. Ed McMillan	1948-51	4	1340

Team Season Scoring Average

Season	G	Pts	Avg
1. 1955	25	2035	81.4
2. 1953	23	1817	79.0
3. 1970	27	2117	78.4
4. 1960	26	2011	77.3
5. 1968	24	1846	76.9
6. 1973	27	2047	75.8
7. 1956	26	1955	75.2
8. 1993	27	2025	75.0
9. 1961	24	1800	75.0
10. 1996	26	1923	74.0

Season Scoring Average


Name	Season	G	Pts	Avg
1. John Mahoney	1955	24	656	27.3
2. Jeff Cohen	1960	26	628	24.2
3. Jeff Cohen	1961	24	575	24.0
4. Bob Sherwood	1968	24	545	22.7
5. Chet Giermak	1949	34	740	21.8
6. Chet Giermak	1950	31	646	20.8
7. Ron Panneton	1967	25	516	20.6
8. Bill Chambers	1953	23	465	20.2
9. Keith Cieplicki	1985	28	566	20.2
10. Adam Hess	2003	28	564	20.1

Career Scoring Average (minimum 50 games)

Name	Seasons	G	Pts	Avg
1. Bob Sherwood	1968-70	51	1051	20.6
2. Jeff Cohen	1958-61	103	2003	19.4
3. John Mahoney	1952-55	78	1446	18.5
4. Chet Giermak	1947-50	111	2052	18.5
5. Tom Jasper	1970-71	54	982	18.2
6. Bill Chambers	1951-53	82	1456	17.8
7. Mike Arizin	1973-74	54	936	17.3
8. John Lowenhaupt	1975-78	112	1866	16.7
9. Ron Panneton	1966-68	73	1182	16.2
10. Keith Cieplicki	1982-85	113	1812	16.0

Single Game Field Goals

1. 21 Jeff Cohen vs. Richmond (2/25/61)
- 21 Chet Giermak at Baltimore (1/11/49)
3. 18 Bill Chambers vs. Washington & Lee (2/21/53)
4. 17 John Mahoney at Furman (12/3/54)
5. 16 Scott Smith at George Mason (2/15/90)
- 16 Bill Chambers vs. Virginia (2/14/53)
- 16 Chet Giermak at Colby (12/6/49)
7. 15 Keith Cieplicki vs. Drexel (12/1/84)
- 15 Tom Jasper vs. Georgetown (12/7/70)
- 15 Dave Hunter at Virginia Tech (2/10/64)
10. 14 Adam Duggins vs. Oral Roberts (11/28/99)
- 14 Tim Trout vs. George Mason (3/6/88)
- 14 Ben Pomeroy vs. Virginia (12/1/65)
- 14 Jim Kaplan at VMI (2/18/57)



John Mahoney

Tribe Record Book

Season Field Goals

Name	Season	G	FG
1. Chet Giermak	1949	34	301
2. Chet Giermak	1950	31	258
3. Keith Cieplicki	1985	28	235
4. Jeff Cohen	1960	26	230
5. Bob Sherwood	1968	24	222
6. John Mahoney	1955	24	220
7. Tom Jasper	1971	27	215
8. Bob Sherwood	1970	27	209
9. Tom Jasper	1970	27	205
10. Bill Chambers	1951	31	199

Team Season Field Goals

Season	G	FG
1. 1977	30	864
2. 1949	34	852
3. 1970	27	827
4. 1976	28	800
5. 1973	27	782
6. 1975	28	765
7. 1992	29	764
8. 1951	31	760
9. 1991	28	750
10. 1952	28	740



Carl Parker

Career Field Goals

Name	Seasons	G	FG
1. Chet Giermak	1947-50	111	847
2. John Lowenhaupt	1975-78	112	734
3. Keith Cieplicki	1982-85	113	726
4. Jeff Cohen	1958-61	103	719
5. Thomas Roberts	1990-93	111	637
6. Scott Smith	1989-92	107	556
7. Ed McMillan	1948-51	120	532
8. Bill Chambers	1951-53	82	524
9. Ron Satterthwaite	1974-77	106	522
10. Kurt Small	1992-95	108	486

Single-Game Field Goal Attempts

1. 34 Bill Chambers vs. Washington & Lee (2/21/53)
2. 28 Jeff Cohen vs. Richmond (2/25/61)
28 John Mahoney at Furman (12/3/54)
4. 27 Kurt Small vs. American (2/15/95)
27 Dave Hunter at Virginia Tech (2/10/64)
6. 26 Tom Bock at Stetson (12/30/88)
26 Tom Jasper vs. Georgetown (12/7/70)
26 Ben Pomeroy vs. Virginia Tech (1/4/66)
8. 26 Ron Panneton at Jacksonville (12/20/65)
26 Martin Morris vs. Furman (12/11/64)
26 Chet Giermak at Colby (12/6/49)



Bobby Fitzgibbons

Season Field Goal Attempts

Name	Season	G	FGA
1. Chet Giermak	1949	34	673
2. Chet Giermak	1950	31	630
3. Tom Jasper	1970	27	510
4. Tom Jasper	1971	27	505
5. John Mahoney	1955	24	474
6. Jeff Cohen	1960	26	458
7. Don Engelken	1958	29	450
8. Chet Giermak	1948	23	448
9. Ed McMillan	1951	31	444
10. Bob Sherwood	1968	24	438

Team Season Field Goal Attempts

Season	G	FGA
1. 1949	34	2357
2. 1950	32	2067
3. 1951	31	2015
4. 1952	28	1978
5. 1970	27	1930
6. 1977	30	1800
7. 1958	29	1790
8. 1973	27	1762
9. 1955	25	1733
10. 1957	27	1705

Career Field Goal Attempts

Name	Seasons	G	FGA
1. Chet Giermak	1947-50	111	1751
2. Jeff Cohen	1958-61	103	1545
3. Ed McMillan	1948-51	120	1512
4. John Lowenhaupt	1975-78	112	1419
5. Thomas Roberts	1990-93	111	1382
6. Keith Cieplicki	1982-85	113	1341
7. Kurt Small	1992-95	108	1161
8. Ron Satterthwaite	1974-77	106	1141
9. Scott Smith	1989-92	107	1117
10. Bill Chambers	1951-53	82	1113

Single-Game Field Goal Percentage


(minimum 7 attempts)

1. 1.000 (10-10) Tom Bock at Navy (2/15/89)
1.000 (10-10) Jim McDonough at Richmond (2/21/76)
1.000 (9-9) Keith Cieplicki vs. VCU (2/23/82)
1.000 (7-7) Jack Jenkins vs. Old Dominion (2/5/03)
1.000 (7-7) Zeb Cope at Maryland (12/27/01)
1.000 (7-7) Carl Parker vs. Richmond (2/3/96)
1.000 (7-7) Keith Cieplicki vs. VA Wesleyan (2/1/84)
8. .938 (15-16) Keith Cieplicki vs. Drexel (12/1/84)
9. .917 (11-12) John Lowenhaupt at Richmond (2/18/78)
.917 (11-12) John Mahoney at Washington & Lee (2/6/54)

Season Field Goal Percentage

(minimum 200 attempts)

Name	Season	FG-FGA	Pct
1. Carl Parker	1996	164-274	.599
2. John Lowenhaupt	1978	195-337	.579
3. Gary Bland	1984	115-201	.572
4. Keith Cieplicki	1985	235-413	.569
5. Kevin Richardson	1984	124-226	.549
6. Carl Parker	1995	166-305	.544
7. Bob Hoitsma	1957	117-216	.542
8. Todd Cauthorn	1993	132-244	.541
9. Scott Smith	1990	163-302	.540
10. Ken Bowen	1979	110-204	.539



David Cox

Tribe Record Book

Team Season Field Goal Percentage

Season	FG-FGA	Pct
1. 1983	723-1379	.524
2. 1984	711-1369	.519
3. 1982	676-1324	.511
4. 1978	689-1370	.503
5. 1985	738-1473	.501
6. 1980	670-1361	.492
7. 1977	864-1800	.480
8. 1981	690-1438	.480
9. 1991	750-1566	.479
10. 1976	800-1691	.473


Career Field Goal Percentage

(minimum 500 attempts)

Name	Seasons	FG-FGA	Pct
1. Carl Parker	1993-96	478-853	.560
2. Mike Strayhorn	1980-83	392-710	.552
3. Ben Blocker	1989-92	329-603	.546
4. Keith Cieplicki	1982-85	726-1341	.541
5. Kevin Richardson	1982-85	441-829	.532
6. Todd Cauthorn	1990-93	311-590	.527
7. John Lowenhaupt	1975-78	734-1419	.517
8. Dave Daugherty	1967-69	337-654	.515
9. Bob Sherwood	1968-70	431-837	.515
10. Ken Bowen	1979-82	359-700	.513

Single-Game Three-Point Field Goals

- 9 Matt Verkey vs. George Mason (2/27/95)
- 8 Matt Verkey at George Mason (1/24/96)
- 8 Greg Burzell at Richmond (2/27/88)
- 7 Adam Hess at Hampton (2/3/03)
- 7 Greg Burzell vs. George Mason (3/6/88)
- 7 Greg Burzell at Stanford (12/4/87)
- 6 Nick D'Antoni at The Citadel (11/26/01)
- 6 Bobby Fitzgibbons at James Madison (2/19/97)
- 6 Bobby Fitzgibbons vs. Richmond (2/3/96)
- 6 Matt Verkey vs. VMI (1/17/96)
- 6 Matt Verkey at James Madison (1/6/96)
- 6 Matt Verkey at Old Dominion (2/27/93)
- 6 Greg Burzell at Miami (OH) (11/30/87)



Matt Verkey



Brendan Connor

Season Three-Point Field Goals

Name	Season	G	3FG
1. Greg Burzell	1988	29	75
2. Adam Hess	2003	28	68
3. Randy Bracy	1998	26	65
4. Matt Verkey	1994	27	63
5. Bobby Fitzgibbons	1997	28	62
6. Bobby Fitzgibbons	1996	26	57
David Cox	1994	27	57
8. Matt Verkey	1996	26	56
9. Mike Johnson	2002	29	52
10. Jimmy Apple	1988	29	51

Team Season Three-Point Field Goals

Season	G	3FG
1. 2000	28	188
2. 1998	27	187
3. 2002	29	185
4. 1994	27	183
5. 1999	27	180
6. 2003	28	174
7. 1996	26	173
8. 1997	28	168
9. 1993	27	159
10. 2001	28	156

Career Three-Point Field Goals

Name	Seasons	G	3FG
1. Matt Verkey	1993-96	106	218
2. Randy Bracy	1996-99	92	171
3. Greg Burzell	1987-89	82	150
4. Jim Moran	1998-01	107	141
5. David Cox	1992-95	109	137
6. Mike Johnson	2000-02	79	129
7. Jimmy Apple	1988-91	86	124
8. Bobby Fitzgibbons	1996-97	54	119
9. Brendan Connor	1990-93	102	88
10. Adam Hess	2002-	47	87

Single-Game Three-Point Field Goal Attempts

- 16 Greg Burzell at Richmond (2/27/88)
- 15 Matt Verkey at George Mason (1/24/96)
- 15 Greg Burzell at Stanford (12/4/87)
- 14 Adam Hess at Virginia Commonwealth (2/19/03)
- 13 Matt Verkey vs. George Mason (2/27/95)
- 12 Randy Bracy vs. George Mason (2/15/97)
- 12 Greg Burzell at Miami (OH) (11/30/87)
- 11 Adam Hess vs. George Mason (2/15/03)
- 11 Jim Moran vs. East Carolina (2/24/01)
- 11 Mike Johnson at American (12/9/00)
- 11 Mike Johnson at James Madison (2/17/00)
- 11 Justin Jackette vs. America (2/25/99)
- 11 Randy Bracy at Old Dominion (2/3/98)
- 11 Bobby Fitzgibbons vs. UAB (12/28/96)
- 11 Bobby Fitzgibbons vs. George Mason (2/26/96)
- 11 Matt Verkey vs. VMI (2/9/94)
- 11 Sean Duff at UNC Greensboro (12/1/92)
- 11 Jimmy Apple at East Carolina (1/20/90)
- 11 Jimmy Apple at Richmond (1/28/89)



Mit Winter


Tribe Record Book

Season Three-Point Field Goal Attempts

Name	Season	G	3FGA
1. Adam Hess	2003	28	183
2. Randy Bracy	1998	26	172
3. Greg Burzell	1988	29	170
4. Matt Verkey	1994	27	164
5. David Cox	1994	27	158
6. Bobby Fitzgibbons	1997	28	157
7. Matt Verkey	1996	26	152
8. Mike Johnson	2001	28	149
9. Matt Verkey	1995	27	146
10. Mike Johnson	2002	29	139

Team Season Three-Point Field Goal Attempts

Season	G	3FGA
1. 2002	29	579
2. 1999	27	548
3. 2003	28	539
4. 2000	28	537
5. 1994	27	534
6. 1997	28	530
7. 1998	27	526
8. 2001	28	491
9. 1996	26	470
10. 1993	27	440



Kurt Small

Career Three-Point Field Goal Attempts

Name	Seasons	G	3FGA
1. Matt Verkey	1993-96	106	583
2. Randy Bracy	1996-99	92	495
3. David Cox	1992-95	109	395
4. Jim Moran	1998-01	107	376
5. Mike Johnson	2000-02	79	373
6. Greg Burzell	1987-89	82	358
7. Jimmy Apple	1988-91	86	341
8. Bobby Fitzgibbons	1996-97	54	288
9. Kurt Small	1992-95	108	271
10. Adam Hess	2002-	47	258



Thomas Roberts

Season Three-Point Field Goals Per Game

Name	Season	G	3FG	3FG/G
1. Greg Burzell	1988	29	75	2.59
2. Randy Bracy	1998	26	65	2.50
3. Adam Hess	2003	28	68	2.43
4. Matt Verkey	1994	27	63	2.33
5. Bobby Fitzgibbons	1997	28	62	2.21
6. Bobby Fitzgibbons	1996	26	57	2.19
7. Matt Verkey	1996	26	56	2.15
8. David Cox	1994	27	57	2.11
9. Matt Verkey	1993	26	50	1.92
10. Randy Bracy	1999	18	34	1.89

Team Season Three-Pt. Field Goals Per Game

Season	G	3FG	3FG/G
1. 1998	27	187	6.93
2. 1994	27	183	6.78
3. 2000	28	188	6.71
4. 1999	27	180	6.67
5. 1996	26	173	6.65
6. 2002	29	185	6.38
7. 2003	28	174	6.21
8. 1997	28	168	6.00
9. 1993	27	159	5.89
10. 2001	28	156	5.57

Career Three-Point Field Goals Per Game

(minimum 50 games)

Name	Seasons	G	3FG	3FG/G
1. Bobby Fitzgibbons	1996-97	54	119	2.20
2. Matt Verkey	1993-96	106	218	2.06
3. Randy Bracy	1996-99	92	171	1.86
4. Greg Burzell	1987-89	82	150	1.83
5. Mike Johnson	2000-02	79	129	1.63
6. Jimmy Apple	1988-91	86	124	1.44
7. Jim Moran	1998-01	107	141	1.32
8. David Cox	1992-95	109	137	1.26
9. Scotty Scott	1997, 99-00	65	69	1.06
10. Terence Jennings	1995-98	71	66	0.93

Single-Game Three-Point Field Goal

Percentage (minimum 4 attempts)

- 1.000 (4-4) Terence Jennings vs. Old Dominion (2/5/97)
- .833 (5-6) Jim Moran vs. Elon (12/22/98)
- .833 (5-6) David Grabuloff vs. Richmond (2/7/98)
- .833 (5-6) Greg Burzell at East Carolina (1/27/88)
- .800 (4-5) Brett Howell at Hofstra (2/8/03)
- .800 (4-5) Adam Hess at Campbell (12/30/02)
- .800 (4-5) Jim Moran vs. James Madison (1/19/00)
- .800 (4-5) Terence Jennings vs. JMU (2/11/98)
- .800 (4-5) Bobby Fitzgibbons at VCU (2/1/97)
- .800 (4-5) Bobby Fitzgibbons vs. Navy (1/15/96)
- .800 (4-5) Bobby Fitzgibbons at Richmond (1/10/96)
- .800 (4-5) Matt Verkey at UNC Wilmington (2/20/95)
- .800 (4-5) Brendan Connor vs. Richmond (2/22/93)
- .800 (4-5) Greg Burzell vs. Old Dominion (11/28/87)

Season Three-Point Field Goal Percentage

(minimum 75 attempts)

Name	Season	3FG-3FGA	Pct
1. Greg Burzell	1988	75-170	.441
2. Brendan Connor	1992	34-78	.436
3. Bobby Fitzgibbons	1996	57-131	.435
4. Jim Moran	1999	44-106	.415
5. Matt Verkey	1993	50-121	.413
6. Bobby Fitzgibbons	1997	62-157	.395
7. Matt Verkey	1994	63-164	.384
8. Jimmy Apple	1988	51-134	.381
9. Terence Jennings	1998	47-124	.379
10. Randy Bracy	1998	65-172	.378



Mike Johnson

Tribe Record Book

Team Season Three-Pt. Field Goal Percentage

Season	3FG-3FGA	Pct
1. 1988	148-374	.396
2. 1987	66-171	.386
3. 1996	173-470	.368
4. 1992	108-298	.362
5. 1993	159-440	.361
6. 1989	101-280	.361
7. 1998	187-526	.356
8. 2000	188-537	.350
9. 1994	183-534	.343
10. 1991	72-216	.333

Career Three-Point Field Goal Percentage

(minimum 200 attempts)

Name	Seasons	3FG-3FGA	Pct
1. Greg Burzell	1987-89	150-358	.419
2. Bobby Fitzgibbons	1996-97	119-288	.413
3. Jim Moran	1998-01	141-376	.375
4. Matt Verkey	1993-96	218-583	.374
5. Mit Winter	1998-01	75-205	.366
6. Brendan Connor	1990-93	88-242	.364
Jimmy Apple	1988-91	124-341	.364
8. David Cox	1992-95	137-395	.347
9. Mike Johnson	2000-02	129-373	.346
10. Randy Bracy	1996-99	171-495	.345

Single-Game Free Throws

1. 20 John Mahoney vs. George Washington (12/29/54)
2. 19 Kurt Small at The Citadel (12/4/93)
3. 18 Jeff Cohen at Richmond (1/7/61)
4. 17 Mit Winter vs. James Madison (1/24/01)
17 Bev Vaughan at Tennessee (12/5/59)
6. 16 Steve Dodge vs. Rice (1/6/71)
16 Jeff Cohen vs. Navy (2/8/58)
16 John Mahoney vs. Maryland (2/25/54)
9. 15 Tony Traver vs. East Carolina (2/9/83)
15 Bob Hoitsma vs. Richmond (2/25/56)

Season Free Throws

Name	Season	G	FT
1. Roy Lange	1958	29	227
2. John Mahoney	1955	24	216
3. Jeff Cohen	1961	24	189
4. Ron Panneton	1967	25	172
5. Jeff Cohen	1960	26	168
6. John Mahoney	1954	23	166
7. Bill Chambers	1953	23	151
8. Kurt Small	1993	27	150
9. Bev Vaughan	1960	26	147
10. Chet Giermak	1949	34	138



Bob Sherwood



Randy Bracy

Team Season Free Throws

Season	G	FT
1. 1958	29	670
2. 1955	25	645
3. 1957	27	572
4. 1960	26	559
5. 1953	23	551
6. 1961	24	550
7. 1971	27	547
8. 1951	31	542
9. 1952	28	533
10. 1956	26	513

Career Free Throws

Name	Seasons	G	FT
1. Jeff Cohen	1958-61	103	565
2. John Mahoney	1952-55	78	492
3. Kurt Small	1992-95	108	429
4. Bev Vaughan	1958-61	88	417
5. Thomas Roberts	1990-93	111	416
6. Roy Lange	1956-59	88	408
Bill Chambers	1951-53	82	408
8. John Lowenhaupt	1975-78	112	398
9. Ron Panneton	1966-68	73	370
10. Keith Cieplicki	1982-85	113	360

Single-Game Free Throw Attempts

1. 24 Kurt Small at The Citadel (12/4/93)
2. 22 Jeff Cohen at Richmond (1/7/61)
22 Bev Vaughan at Tennessee (12/5/59)
22 John Mahoney vs. George Washington (12/29/54)
5. 21 Jeff Cohen vs. Navy (2/8/58)
6. 19 John Mahoney vs. Maryland (2/25/54)
19 John Mahoney at Maryland (12/8/53)
8. 18 Thomas Roberts vs. George Mason (1/11/93)
18 Ron Panneton at George Washington (12/18/65)
18 Joe Agee vs. Wake Forest (1/7/52)

Season Free Throw Attempts

Name	Season	G	FTA
1. Roy Lange	1958	29	288
2. John Mahoney	1955	24	286
3. Jeff Cohen	1961	24	246
4. Jeff Cohen	1960	26	232
5. John Mahoney	1954	23	223
6. Ron Panneton	1967	25	213
7. Bill Chambers	1951	31	212
8. Kurt Small	1993	27	208
9. Bob Hoitsma	1957	27	207
10. Bev Vaughan	1960	26	199
Chet Giermak	1949	34	199

Team Season Free Throw Attempts

Season	G	FTA
1. 1958	29	922
2. 1955	25	907
3. 1957	27	867
4. 1952	28	843
5. 1951	31	832
6. 1956	26	808
7. 1953	23	794
8. 1961	24	783
9. 1960	26	781
10. 1971	27	755

Career Free Throw Attempts

Name	Seasons	G	FTA
1. Jeff Cohen	1958-61	103	784
2. John Mahoney	1952-55	78	670
3. Thomas Roberts	1990-93	111	608
4. Kurt Small	1992-95	108	593
5. Bev Vaughan	1958-61	88	575
6. Bill Chambers	1951-53	82	574
7. Roy Lange	1956-59	88	528
8. Bill Barnes	1979-82	109	521
9. Chet Giermak	1947-50	111	517
10. John Lowenhaupt	1975-78	112	485



David Cully

Tribe Record Book

Single-Game Free Throw Percentage

(minimum 11 attempts)

- 1.000 (17-17) Mit Winter vs. James Madison (1/24/01)
- 1.000 (16-16) Steve Dodge vs. Rice (1/6/71)
- 1.000 (14-14) Scott Coval vs. James Madison (2/15/86)
- 1.000 (13-13) Bill Chambers at Virginia (12/13/52)
- 1.000 (12-12) Adam Hess vs. Virginia Comm. (1/18/03)**
- 1.000 (11-11) Mike Arizin vs. Richmond (12/11/73)
- 1.000 (11-11) Bob Harris vs. Virginia Tech (2/28/63)
- .938 (15-16) Tony Traver vs. East Carolina (2/9/83)
- .938 (15-16) Bob Hoitsma vs. Richmond (2/25/56)
- .933 (14-15) Tom Bock at Toson (1/16/89)
- .933 (14-15) Roy Lange vs. Hampden-Sydney (12/1/56)

Season Free Throw Percentage

(minimum 80 attempts)

Name	Season	FT-FTA	Pct
1. Scott Coval	1986	111-121	.917
2. Dave Daugherty	1967	77-88	.875
3. Tony Traver	1983	111-127	.874
4. John Lowenhaupt	1978	114-132	.864
5. Tom Farrington	1960	75-87	.862
6. Keith Cieplicki	1983	131-153	.856
7. Ron Panneton	1968	112-132	.848
8. Adam Hess	2003	114-135	.844
9. George Spack	1972	86-103	.835
10. John Lowenhaupt	1977	134-161	.832

Team Season Free Throw Percentage

Season	FT-FTA	Pct
1. 1983	470-609	.772
2. 1973	483-636	.759
3. 1974	410-552	.743
4. 1980	512-695	.737
5. 1984	345-470	.734
6. 1985	386-526	.734
7. 1967	513-704	.729
8. 1958	670-922	.727
9. 1968	476-656	.726
10. 1972	473-652	.725



Scotty Scott

Career Free Throw Percentage

(minimum 200 attempts)

Name	Seasons	FT-FTA	Pct
1. Scott Coval	1983-86	259-288	.899
2. Mike Arizin	1973-74	238-288	.826
3. Keith Cieplicki	1982-85	360-437	.824
4. John Lowenhaupt	1975-78	398-485	.821
5. George Spack	1971-73	182-222	.820
6. Tony Traver	1981, 83-85	236-294	.803
7. Adam Hess	2002-	160-200	.800
8. Ron Panneton	1966-68	370-466	.794
9. Mit Winter	1998-01	164-208	.788
10. Matt Verkey	1993-96	207-267	.775

Single-Game Rebounds (20-rebound games)

- 51 Bill Chambers vs. Virginia (2/14/53)
- 31 Jeff Cohen vs. Richmond (2/25/61)
- 31 Chuck Sanders vs. Virginia Tech (1/18/57)
- 27 Kirk Gooding vs. George Washington (2/19/63)
- 27 Jeff Cohen at Richmond (12/30/59)
- 26 David Cully vs. VMI (1/17/96)
- 24 Todd Cauthorn vs. The Citadel (12/5/92)
- 24 Jeff Cohen vs. Richmond (1/10/59)
- 23 Jeff Cohen vs. Richmond (3/1/58)
- 23 John Mahoney vs. VMI (2/12/55)
- 20 David Cully vs. Virginia Commonwealth (1/4/96)

Season Rebounds

Name	Season	G	Reb.
1. Bill Chambers	1952	28	509
2. Bill Chambers	1953	23	498
3. Jeff Cohen	1960	26	471
4. Jeff Cohen	1961	24	424
5. Jeff Cohen	1959	24	413
6. Jeff Cohen	1958	29	371
7. John Mahoney	1955	24	312
8. Ben Pomeroy	1967	25	308
9. John Mahoney	1954	23	306
10. Kirk Gooding	1963	20	302



Adam Duggins

Team Season Rebounds

Season	G	Reb.
1. 1952	28	1534
2. 1960	26	1359
3. 1961	24	1313
4. 1953	23	1219
5. 1977	30	1206
6. 1970	27	1202
7. 1975	28	1152
1957	27	1152
9. 1973	27	1129
10. 1959	24	1126

Career Rebounds

Name	Seasons	G	Tot
1. Jeff Cohen	1958-61	103	1679
2. Bill Chambers	1951-53	82	1270
3. Ben Pomeroy	1965-67	74	886
4. John Mahoney	1952-55	78	869
5. David Cully	1993-96	93	783
6. Chuck Sanders	1957-60	94	717
7. Matt Courage	1973-75	110	714
8. Kirk Gooding	1961-63	58	710
9. John Lowenhaupt	1975-78	112	669
10. Thomas Roberts	1990-93	111	655

Season Rebound Average

Name	Season	G	Reb.	Avg
1. Bill Chambers	1953	23	498	21.7
2. Bill Chambers	1952	28	509	18.2
3. Jeff Cohen	1960	26	471	18.1
4. Jeff Cohen	1961	24	424	17.7
5. Jeff Cohen	1959	24	413	17.2
6. Kirk Gooding	1963	20	302	15.1
7. John Mahoney	1954	23	306	13.3
8. John Mahoney	1955	24	312	13.0
9. Jeff Cohen	1958	29	371	12.8
10. Ben Pomeroy	1966	24	300	12.5



Ben Pomeroy

Tribe Record Book



Curtis Pride

Team Season Rebound Average

Season	G	Reb.	Avg
1. 1952	28	1534	54.8
2. 1961	24	1313	54.7
3. 1953	23	1219	53.0
4. 1960	26	1359	52.3
5. 1959	24	1126	46.9
6. 1963	24	1094	45.6
7. 1965	25	1125	45.0
8. 1970	27	1202	44.5
9. 1962	24	1060	44.2
10. 1964	22	961	43.7

Career Rebound Average (minimum 50 games)

Name	Seasons	G	Reb.	Avg
1. Jeff Cohen	1958-61	103	1679	16.3
2. Bill Chambers	1951-53	82	1270	15.5
3. Kirk Gooding	1961-63	58	710	12.2
4. Ben Pomeroy	1965-67	74	886	12.0
5. John Mahoney	1952-55	78	869	11.1
6. Bob Sherwood	1968, 70	51	524	10.3
7. Martin Morris	1963-65	67	629	9.4
8. Bob Hoitsma	1952, 56-57	58	512	8.8
9. David Cully	1993-96	93	783	8.4
10. Tom Jasper	1970-71	54	444	8.2

Single-Game Assists

- 15 Scott Coval vs. George Mason (2/23/85)
- 14 Scotty Scott vs. Elon (12/22/98)
- 12 David Cox vs. George Mason (2/27/95)
- 11 Scotty Scott vs. Campbell (12/22/99)
- 11 Randy Bracy vs. George Mason (2/26/96)
- 11 Matt O'Reilly at Towson (1/16/89)
- 11 Scott Coval vs. Delaware (1/30/85)
- 11 Billy Barnes vs. Richmond (1/20/82)
- 11 John Lowenhaupt at Furman (1/22/77)
- 10 Kurt Small vs. George Mason (2/27/95)
- 10 David Cox vs. American (2/15/95)
- 10 David Cox vs. James Madison (2/7/94)
- 10 David Cox at Holy Cross (1/5/93)
- 10 Curtis Pride vs. East Carolina (2/24/88)
- 10 Scott Coval vs. Drexel (12/1/84)
- 10 George Spack vs. Richmond (2/26/72)

Season Assists

Name	Season	G	Ast.
1. Scott Coval	1985	27	168
2. Bill Barnes	1982	28	128
3. John Lowenhaupt	1977	30	123
4. Matt O'Reilly	1989	28	121
5. David Cox	1994	27	120
6. Randy Bracy	1996	26	119
7. John Lowenhaupt	1978	26	118
8. David Cox	1995	26	116
9. Ron Satterthwaite	1975	28	113
10. Scott Coval	1986	28	111

Team Season Assists

Season	G	Ast.
1. 1977	30	508
2. 1985	28	455
3. 1988	29	435
4. 1978	26	419
5. 1990	28	411
6. 1992	29	405
7. 1989	28	397
8. 1984	28	396
9. 1998	27	395
10. 2000	28	394

Career Assists

Name	Seasons	G	Ast.
1. Scott Coval	1983-86	110	409
2. John Lowenhaupt	1975-78	112	369
3. Brendan Connor	1990-93	102	358
4. Randy Bracy	1996-99	92	351
5. Mike Enoch	1975-78	110	344
6. Bill Barnes	1979-82	109	341
7. David Cox	1992-95	109	336
8. Ron Satterthwaite	1974-77	106	331
9. Matt O'Reilly	1987-90	106	297
10. Curtis Pride	1987-90	94	287

Season Assist Average

Name	Season	G	Ast.	Avg.
1. Scott Coval	1985	27	168	6.22
2. Randy Bracy	1996	26	119	4.58
3. Bill Barnes	1982	28	128	4.57
4. John Lowenhaupt	1978	26	118	4.54
5. David Cox	1995	26	116	4.46
6. David Cox	1994	27	120	4.44
7. Matt O'Reilly	1989	28	121	4.32
8. Randy Bracy	1998	26	107	4.12
9. John Lowenhaupt	1977	30	123	4.10
10. Ron Satterthwaite	1975	28	113	4.04

Team Season Assist Average

Season	G	Ast.	Avg.
1. 1977	30	508	17.0
2. 1985	28	455	16.3
3. 1978	26	419	16.1
4. 1988	29	435	15.0
5. 1990	28	411	14.7
6. 1998	27	395	14.6
7. 1993	27	391	14.5
8. 1987	27	388	14.4
9. 1996	26	373	14.4
10. 1989	28	397	14.2

Career Assist Average (minimum 50 games)

Name	Seasons	G	Ast.	Avg.
1. Randy Bracy	1996-99	92	351	3.82
2. Scott Coval	1983-86	110	409	3.72
3. Brendan Connor	1990-93	102	358	3.51
4. John Lowenhaupt	1975-78	112	369	3.29
5. Bill Barnes	1979-82	109	341	3.13
6. Mike Enoch	1975-78	110	344	3.13
7. Ron Satterthwaite	1974-77	106	331	3.12
8. David Cox	1992-95	109	336	3.08
9. Curtis Pride	1987-90	94	287	3.05
10. Joe Agee	1951-52	55	73	3.00



Ben Blocker

Single-Game Blocked Shots

- 10 David Cully vs. George Mason (2/26/96)
- 9 David Cully vs. American (2/15/95)
- 9 David Cully at Richmond (1/24/95)
- 7 David Cully vs. Richmond (2/3/96)
- 7 David Cully at VMI (1/26/95)
- 7 David Cully vs. Siena (1/7/95)
- 7 David Cully vs. Navy (1/4/94)
- 6 David Cully at Richmond (1/10/96)
- 6 David Cully at Old Dominion (2/25/95)
- 6 David Cully vs VMI (2/9/94)

Season Blocked Shots

Name	Season	G	Blk.
1. David Cully	1995	27	91
2. David Cully	1996	25	84
3. David Cully	1994	26	71
4. Adam Duggins	2000	28	53
5. Adam Duggins	2003	28	52
6. Todd Cauthorn	1992	29	33
Thomas Roberts	1992	29	33
8. Dennis Vail	1976	27	32
9. Carl Parker	1996	26	31
Brant Weidner	1983	29	31

Team Season Blocked Shots

Season	G	Blk.
1. 1996	26	164
2. 1995	27	153
3. 1994	27	129
4. 1998	27	122
5. 2000	28	122
6. 1992	29	117
7. 1976	28	102
8. 2001	28	99
9. 1991	28	97
10. 1999	27	93

Tribe Record Book



Sherman Rivers

Career Blocked Shots

Name	Seasons	G	Blk.
1. David Cully	1993-96	93	248
2. Adam Duggins	2000-03	100	139
3. Thomas Roberts	1990-93	111	107
4. Carl Parker	1993-96	107	95
5. Todd Cauthorn	1990-93	105	93
6. Jim Moran	1998-01	107	88
7. Brant Weidner	1980-83	111	76
8. Ben Blocker	1989-92	105	60
9. Jermaine Harmon	1996-99	79	56
10. Randy Bracy	1996-99	92	54

Season Blocked Shot Average

Name	Season	G	Blk.	Avg.
1. David Cully	1995	27	91	3.37
2. David Cully	1996	25	84	3.36
3. David Cully	1994	26	71	2.73
4. Adam Duggins	2000	28	53	1.89
5. Adam Duggins	2003	28	52	1.86
6. Jermaine Harmon	1999	8	13	1.63
7. Carl Parker	1996	26	31	1.19
8. Dennis Vail	1976	27	32	1.19
9. Todd Cauthorn	1992	29	33	1.14
Thomas Roberts	1992	29	33	1.14

Team Season Blocked Shot Average

Season	G	Blk.	Avg.
1. 1996	26	164	6.31
2. 1995	27	153	5.67
3. 1994	27	129	4.78
4. 1998	27	122	4.52
5. 2000	28	122	4.36
6. 1992	29	117	4.03
7. 1976	28	102	3.64
8. 2001	28	99	3.54
9. 1991	28	97	3.46
10. 1999	27	93	3.44

Career Blocked-Shot Average (minimum 50 games)

Name	Seasons	G	Blk.	Avg.
1. David Cully	1993-96	93	248	2.67
2. Adam Duggins	2000-03	100	139	1.39
3. Thomas Roberts	1990-93	111	107	0.96
4. Carl Parker	1993-96	107	95	0.89
5. Todd Cauthorn	1990-93	105	93	0.89
6. Jim Moran	1998-01	107	88	0.82
7. Jermaine Harmon	1996-99	79	56	0.71
8. Matt Courage	1973-75, 77	110	20	0.70
9. Brant Weidner	1980-83	111	76	0.68
10. David Grabuloff	1996-98	76	51	0.67

Single-Game Steals

1. 7 Randy Bracy at The Citadel (12/2/98)
7 Randy Bracy vs. Old Dominion (2/5/97)
3. 6 Randy Bracy at American (1/13/99)
6 Randy Bracy vs. Stetson (11/15/97)
6 Jim Moran at UNC Greensboro (11/29/97)
6 Matt Verkey at American (1/24/94)
6 Scott Coval vs. Drexel (11/30/85)
6 Mike Strayhorn vs. Richmond (1/20/82)
6 Billy Barnes vs. Virginia Tech (2/12/79)
10. 5 Randy Bracy vs. Furman (11/17/98)
5 Randy Bracy at Furman (12/3/97)
5 Randy Bracy vs. Virginia Tech (11/26/97)
5 Jim Moran vs. Virginia Tech (11/26/97)
5 Randy Bracy at Old Dominion (1/22/97)
5 Kurt Small at UNC Wilmington (2/12/94)
5 Todd Cauthorn vs. Virginia Wesleyan (12/19/92)
5 Brendan Connor vs. UNC Greensboro (12/4/91)
5 Ben Blocker vs. Virginia Wesleyan (11/23/91)
5 Derrick Peters at Lehigh (1/2/91)
5 Mike Strayhorn vs. Norfolk State (12/1/82)
5 Billy Barnes vs. Lebanon Valley (1/9/82)

Season Steals

Name	Season	G	Stl.
1. Jim McDonough	1976	25	112
2. John Lowenhaupt	1976	28	58
3. Randy Bracy	1998	26	57
John Lowenhaupt	1978	26	57
5. Mike Strayhorn	1983	29	56
6. Bill Barnes	1981	28	55
7. Bill Barnes	1982	28	54
Bill Barnes	1980	27	54
9. Randy Bracy	1996	26	47
Scott Whitley	1980	26	47

Team Season Steals

Season	G	Stl.
1. 1976	28	282
2. 1980	27	240
3. 1981	28	233
4. 1977	30	219
5. 1998	27	215
6. 1992	29	213
7. 1988	29	206
8. 1978	26	191
1983	29	191
10. 1993	27	189

Career Steals

Name	Seasons	G	Stl.
1. Bill Barnes	1979-82	109	207
2. Randy Bracy	1996-99	92	175
3. John Lowenhaupt	1976-78	84	160
4. Mike Strayhorn	1980-83	103	148
5. Jim Moran	1998-01	107	145
6. Kurt Small	1992-95	108	144
7. Curtis Pride	1987-90	94	136
8. Brendan Connor	1990-93	102	128
Scott Whitley	1978-81	101	128
10. Jim McDonough	1976-77	55	125

Season Steal Average

Name	Season	G	Stl.	Avg.
1. Jim McDonough	1976	25	112	4.48
2. Randy Bracy	1998	26	57	2.19
John Lowenhaupt	1978	26	57	2.19
4. John Lowenhaupt	1976	28	58	2.07
5. Bill Barnes	1980	27	54	2.00
6. Bill Barnes	1981	28	55	1.96
7. Mike Strayhorn	1983	29	56	1.93
8. Bill Barnes	1982	28	54	1.93
9. Randy Bracy	1999	18	34	1.89
10. Randy Bracy	1996	26	47	1.81
Scott Whitley	1980	26	47	1.81

Team Season Steal Average


Season	G	Stl.	Avg.
1. 1976	28	282	10.07
2. 1980	27	240	8.89
3. 1981	28	233	8.32
4. 1998	27	215	7.96
5. 1978	26	191	7.35
6. 1992	29	213	7.34
7. 1977	30	219	7.30
8. 1979	26	186	7.15
9. 1988	29	206	7.10
10. 1993	27	189	7.00

Career Steal Average (minimum 50 games)

Name	Seasons	G	Stl.	Avg.
1. Jim McDonough	1976-77	55	125	2.27
2. John Lowenhaupt	1976-78	84	160	1.90
3. Randy Bracy	1996-99	92	175	1.90
4. Bill Barnes	1979-82	109	207	1.90
5. Curtis Pride	1987-90	94	136	1.45
6. Mike Enoch	1976-78	83	120	1.45
7. Mike Strayhorn	1980-83	103	148	1.44
8. Jim Moran	1998-01	107	145	1.36
9. Kurt Small	1992-95	108	144	1.33
10. Scott Whitley	1978-81	101	128	1.27

Career Games Played

Name	Seasons	G
1. Ed McMillan	1948-51	120
2. Sherman Rivers	2000-03	113
Keith Cieplicki	1982-85	113
Kevin Richardson	1982-85	113
5. Tom Strohbehn	1999-02	112
John Lowenhaupt	1975-78	112
7. Thomas Roberts	1990-93	111
Brant Weidner	1980-83	111
Chet Giermak	1947-50	111
10. Greg Burzell	1986-89	110
Scott Coval	1983-86	110
Mike Enoch	1975-78	110
Matt Courage	1973-75, 77	110



Tom Strohbehn

W&M Hall Records/Kraze Award

Points

Individual

- 40 Anton Gill (East Carolina) vs. W&M (1/19/94)
- 36 Mit Winter (W&M) vs. JMU (2/24/01)
- Lamont Strothers (CNU) vs. W&M (12/22/88)
- 35 Mike Arizin (W&M) vs. Richmond (12/11/73)
- Henry Williams (Jacksonville) vs. W&M (11/27/72)
- Tom Jasper (W&M) vs. Georgetown (12/7/70)

Team

- 116 W&M vs. George Mason (2/27/95)

Both Teams

- 210 W&M (116) vs. GMU (94) (2/27/95)

Fewest Points

- 32 Christopher Newport vs W&M (11/30/81)

Fewest Points - Both Teams

- 80 W&M (38) vs. Princeton (42) (1/26/77)

Field Goals

Individual

- 15 Henry Williams (Jacksonville) vs. W&M (11/27/72)
- Tom Jasper (W&M) vs. Georgetown (12/7/70)

Team

- 43 W&M vs. George Mason (2/27/95)

Field Goal Attempts

Individual

- 26 Tom Jasper (W&M) vs. Georgetown (12/7/70)

Team

- 97 George Mason vs. W&M (2/26/96)

Three-Point Field Goals

Individual

- 9 Matt Verkey (W&M) vs. GMU (2/27/95)

Team

- 14 Virginia Commonwealth vs. W&M (1/18/03)
- W&M vs. George Mason (2/27/95)

Three-Point Field Goal Attempts

Individual

- 13 Emanuel Mathis (VCU) vs. W&M (1/18/03)
- Matt Verkey (W&M) vs. GMU (2/27/95)

Team

- 40 Virginia Commonwealth vs. W&M (1/18/03)

Free Throws

Individual

- 17 Mit Winter (W&M) vs. JMU (2/24/01)

Team

- 38 Duke vs. W&M (1/22/90)
- W&M vs. Davidson (1/3/73)

Fewest - Team

- 0 W&M vs. Albright (11/21/98)
- W&M vs. Iona (2/14/74)

Free Throw Attempts

Individual

- 18 Thomas Roberts (W&M) vs. GMU (1/11/92)

Team

- 47 W&M vs. Davidson (1/3/73)

Fewest - Team

- 0 W&M vs. Iona (2/14/74)

Rebounds

Individual

- 26 David Cully (W&M) vs. VMI (1/17/96)

Team

- 67 W&M vs. Marymount (11/29/95)

Assists

Individual

- 15 Scott Coval (W&M) vs. GMU (2/23/85)

Team

- 33 W&M vs. George Mason (2/27/95)

Steals

Individual

- 7 Randy Bracy (W&M) vs. ODU (2/5/97)
- Billy Barnes (W&M) vs. GMU (2/25/82)

Blocks

Individual

- 10 David Cully (W&M) vs. GMU (2/15/95)

Team

- 17 W&M vs. George Mason (2/26/96)

Personal Fouls


Individual

- 6 Josh Clark (VCU) vs. W&M (1/12/02)

Team

- 32 Davidson vs. W&M (1/3/73)

The Kraze Award



John Kratzer, captain of William and Mary's 1977-78 men's basketball team, received the inaugural United States Basketball Writers Association Most Courageous Athlete award. After lettering his first two years at forward, Kratzer was diagnosed with cancer and battled the disease for three more years. Throughout the ordeal, John never lost his sense of humor and continued to be the player who kept the team loose and served as an inspiration. "Kraze" attended practices and sat on the bench his senior year, playing a major role in W&M's 78-75 win over No. 2 North Carolina on December 7, 1977. Through it all, John's warmth, cheerfulness and courage touched countless people.

The "Kraze Award" is William and Mary basketball's most coveted award. Recipients over the past years include:

1993	Brendan Connor
1995	Carl Parker
1996	Carl Parker
1997	Shaka Arnold
1998	Terence Jennings
1999	Jim Moran
2000	James Haunty
2001	Brian Brown
2002	Cody Carbaugh
2003	Sherman Rivers

Series Records

Air Force.....	2-0 (1.000)	Jacksonville.....	1-7 (.125)	St. John's (Annapolis).....	1-0 (1.000)
Akron.....	2-0 (1.000)	James Madison	23-37 (.383)	St. Joseph's.....	0-2 (.000)
Alabama-Birmingham.....	0-1 (.000)	John Carroll.....	0-1 (.000)	St. Mary's.....	3-0 (1.000)
Alaska.....	0-1 (.000)	Johns Hopkins.....	1-1 (.500)	Samford.....	0-1 (.000)
Albright.....	2-0 (1.000)	Lafayette.....	4-3 (.571)	Santa Clara.....	0-1 (.000)
American.....	11-34 (.244)	La Salle.....	0-1 (.000)	Seton Hall.....	2-6 (.250)
American International.....	1-0 (1.000)	Lebanon Valley.....	1-0 (1.000)	Shenandoah.....	1-0 (1.000)
Appalachian State	5-1 (.833)	Lehigh.....	3-1 (.750)	Siena.....	1-1 (.500)
Apprentice School.....	8-1 (.889)	Lenoir-Rhyne.....	2-0 (1.000)	South Carolina.....	1-3 (.250)
Arizona State.....	0-1 (.000)	Liberty	0-1 (.000)	Southern Methodist.....	0-1 (.000)
Arkansas State.....	1-0 (1.000)	Lock Haven.....	1-0 (1.000)	Stanford.....	0-1 (.000)
Army.....	2-2 (.500)	Louisiana Tech.....	0-1 (.000)	Stetson.....	3-2 (.600)
Auburn.....	1-0 (1.000)	Louisville.....	0-2 (.000)	Steven's Tech.....	2-2 (.500)
Baltimore.....	2-1 (.667)	Loyola (LA).....	1-1 (.500)	Temple.....	2-3 (.400)
Baylor.....	0-1 (.000)	Loyola (MD).....	4-5 (.444)	Tennessee.....	2-4 (.333)
Bluefield.....	1-0 (1.000)	Lynchburg.....	8-1 (.889)	Texas.....	0-2 (.000)
Boston College.....	0-1 (.000)	Manhattan.....	1-1 (.500)	TCU.....	0-1 (.000)
Boston University.....	1-2 (.333)	Marshall.....	1-0 (1.000)	UTEP.....	0-2 (.000)
Bowling Green.....	0-1 (.000)	Maryland.....	8-22 (.267)	Texas Southern.....	1-0 (1.000)
Bradley.....	0-2 (.000)	Marymount.....	2-0 (1.000)	Texas Tech.....	0-2 (.000)
Bridgewater.....	12-0 (1.000)	Massachusetts.....	0-1 (.000)	Toledo.....	0-1 (.000)
Cal State Fullerton.....	1-0 (1.000)	Memphis State.....	0-1 (.000)	Towson	6-3 (.667)
UCLA.....	0-2 (.000)	Merchant Marine Academy.....	0-1 (.000)	Tulsa.....	0-1 (.000)
UC Santa Barbara.....	1-0 (1.000)	Miami (FL).....	0-1 (.000)	Vanderbilt.....	0-4 (.000)
Campbell	4-1 (.800)	Miami (OH).....	0-4 (.000)	Villanova.....	0-5 (.000)
Catholic.....	5-3 (.625)	Millersville.....	1-0 (1.000)	Virginia	29-48 (.377)
Centenary (NJ).....	1-0 (1.000)	Milligan College.....	1-0 (1.000)	Virginia Commonwealth	10-21 (.323)
Central Florida.....	0-1 (.000)	Montana.....	1-0 (1.000)	Virginia Military Institute.....	76-39 (.661)
Charleston (WV).....	4-1 (.800)	Morgan State.....	1-0 (1.000)	Virginia Tech	41-73 (.360)
Charleston Southern.....	2-0 (1.000)	Muhlenberg.....	1-0 (1.000)	Virginia Wesleyan.....	6-0 (1.000)
Charlotte.....	0-1 (.000)	Murray State.....	2-0 (1.000)	Wagner.....	2-0 (1.000)
Christopher Newport.....	13-0 (1.000)	Navy.....	19-38 (.333)	Wake Forest.....	11-33 (.250)
Cincinnati.....	0-6 (.000)	UNLV.....	0-1 (.000)	Washington College.....	2-0 (1.000)
The Citadel.....	30-22 (.577)	New Hampshire.....	2-0 (1.000)	Washington & Lee.....	27-26 (.509)
Clemson.....	2-2 (.500)	New Mexico.....	0-2 (.000)	Western Maryland.....	1-0 (1.000)
Colby.....	1-0 (1.000)	New Mexico State.....	0-1 (.000)	West Virginia.....	9-36 (.200)
Colorado State.....	1-0 (1.000)	New Orleans.....	0-1 (.000)	Wichita State.....	0-1 (.000)
Columbia.....	1-1 (.500)	City College of New York.....	1-0 (1.000)	Winthrop.....	0-2 (.000)
Connecticut.....	0-1 (.000)	New York University.....	0-1 (.000)	Wofford.....	1-1 (.500)
Davidson.....	27-21 (.563)	Norfolk State.....	1-0 (1.000)	Xavier.....	0-2 (.000)
Delaware	6-7 (.462)	North Carolina.....	3-16 (.158)		
Delaware Valley.....	1-0 (1.000)	UNC Greensboro.....	5-3 (.625)		
Detroit.....	0-1 (.000)	North Carolina State.....	5-22 (.185)		
Dickenson.....	1-0 (1.000)	North Carolina Wesleyan.....	5-0 (1.000)		
Drexel	2-7 (.222)	UNC Wilmington	13-28 (.317)		
Duke.....	3-27 (.100)	North Texas.....	1-0 (1.000)		
Duquesne.....	0-2 (.000)	Northern Iowa.....	0-1 (.000)		
East Carolina.....	42-37 (.532)	Northwestern.....	1-1 (.500)		
East Tennessee State.....	1-0 (1.000)	Notre Dame.....	0-1 (.000)		
Eastern Connecticut.....	1-0 (1.000)	Old Dominion	13-48 (.213)		
Eastern Kentucky.....	1-1 (.500)	Oral Roberts.....	1-0 (1.000)		
Elizabethtown.....	1-0 (1.000)	Pace.....	2-0 (1.000)		
Elon.....	5-0 (1.000)	Pennsylvania.....	0-2 (.000)		
Emory and Henry.....	5-4 (.556)	Pensacola.....	1-0 (1.000)		
Evansville.....	1-1 (.500)	Pittsburgh	5-7 (.417)		
Fairfield.....	0-1 (.000)	Portland.....	0-1 (.000)		
Florida Southern.....	3-0 (1.000)	Pratt.....	1-0 (1.000)		
Fordham.....	1-3 (.250)	Princeton.....	0-3 (.000)		
Furman.....	26-24 (.520)	Providence.....	0-1 (.000)		
Gallaudet.....	1-0 (1.000)	Purdue.....	0-1 (.000)		
George Mason	25-25 (.500)	Queens.....	1-0 (1.000)		
George Washington	26-36 (.419)	Radford	1-1 (.500)		
Georgetown.....	4-5 (.444)	Randolph-Macon.....	40-22 (.645)		
Georgia.....	0-2 (.000)	Rhode Island.....	1-1 (.500)		
Georgia Tech.....	1-6 (.143)	Rice.....	0-2 (.000)		
Guilford.....	6-2 (.750)	Richmond.....	95-96 (.497)		
Hampden-Sydney.....	54-15 (.783)	Rider.....	1-0 (1.000)		
Hampton	5-3 (.625)	Roanoke.....	20-8 (.714)		
Haverford.....	1-0 (1.000)	Robert Morris.....	1-0 (1.000)		
Hawaii.....	0-2 (.000)	Rollins.....	1-0 (1.000)		
High Point.....	1-2 (.333)	Rutgers.....	0-5 (.000)		
Hofstra	2-3 (.400)	St. Andrew's.....	1-0 (1.000)		
Holy Cross.....	0-3 (.000)	St. Francis (NY)	1-0 (1.000)		
Illinois.....	0-1 (.000)	St. Francis (PA).....	1-1 (.500)		
Iona.....	1-2 (.333)	St. John's.....	1-4 (.200)		
Iowa State.....	0-1 (.000)				

2003-04 opponents in bold.

W&M vs. the Conferences

(based on current affiliation)

America East.....	3-2 (.600)
Atlantic 10.....	125-147 (.460)
Atlantic Coast Conference.....	62-176 (.261)
Atlantic Sun.....	8-11 (.421)
Big 12.....	0-6 (.000)
Big East.....	62-146 (.298)
Big Sky.....	1-0 (1.000)
Big South.....	81-44 (.648)
Big Ten.....	1-2 (.333)
Big West.....	2-0 (1.000)
Colonial Athletic Association.....	100-179 (.358)
Conference USA.....	42-49 (.462)
Horizon.....	0-1 (.000)
Ivy League.....	1-6 (.143)
Metro Atlantic Athletic.....	8-10 (.444)
Mid-American.....	3-6 (.333)
Mid-Continent.....	1-0 (1.000)
Mid-Eastern Athletic.....	7-3 (.700)
Missouri Valley.....	1-5 (.167)
Mountain West.....	3-3 (.500)
Northeast.....	5-1 (.833)
Ohio Valley.....	3-2 (.600)
Pacific 10.....	0-4 (.000)
Southeastern.....	4-13 (.235)
Southern.....	100-72 (.581)
Southwestern Athletic.....	1-0 (1.000)
Sun Belt.....	1-2 (.333)
Patriot.....	39-81 (.325)
West Coast.....	3-2 (.600)
Western Athletic.....	0-9 (.000)

All-Time Roster

A

Addington, Ray	1913
Agee, Joe	1951-52
Akers, Jim	1949-50
Allen, Fred	1950-52
Allesso	1957
Anderson, Bob	1964
Anderson, Ray	1969-71
Andrews, Thomas	1939-41
Andrews, Virgil	1939-41
Andrialis, Robert	1963-65
Appell, Al	1945
Apple, Jim	1988-91
Arbogast, Jack	1975-78
Arizin, Mike	1973-74
Arnold, Shaka	1994-97

B

Baltimore, Charlie	1936-38
Barnes, Billy	1979-82
Batzel, Mark	1985-88
Becouvarakis, Andy	1954
Becouvarakis, George	1954
Becouvarakis, John	1953
Bellamy, Jim	1947
Benjamin, Bob	1948-51
Bergey, Roger	1961-63
Berry, Dave	1953
Bertschey, S.L.	1914-15
Blackwell, Barry	1972
Blaker, Hutsy	1934-36
Blanc, Henry	1946
Bland, Gary	1981-84
Blenner, Bob	1973
Blocker, Ben	1989-92
Blount, Dave	1973-75
Bock, Tom	1986-89
Boddy, Mark	1984-87
Bond, David	1984
Boisseau, Sanford	1970
Bollerman, Howie	1952, 54-55
Bond, David	1984-87
Bottoms, Dave	1958-60
Bowen, Kenny	1979-82
Bowles, Roswell	1917
Bowman, Bill	1954
Boyd, Bobby	1978-79
Boyd, Jay	1988-89
Bracken, Mike	1983-86
Bracy, Randy	1996-99
Brasseur, Paul	1925
Brause	1944
Brenner, Leo	1943
Broaddus, Charlie	1950
Brodzinski, Barry	1974
Brooks, Julian	1919-20
Brooks, Matt	1982-85
Brooks, Syd	1940-41
Brown, Brian	1997-98, 00-01
Brown, Doug	1969
Brown, Kori	1999-01
Bunch, George	1936-38
Bunting, Jere	1946, 48-50
Burke, Hampden	1933, 35
Burlage, Gerry	1973
Burzell, Greg	1986-89
Butler	1945
Butler, Dave	1982
Butler, Everett	1929
Butler, Jim	1950-51
Butts	1929
Byrd, Gary	1973-75

C

Campbell, Lang	2001
Campbell, Ross	1945
Carbaugh, Cody	1999-02
Carol, Arthur	1940
Carr, James	1915
Carter, Charles	1955
Casagrande, Fred	1934-36
Cauthorn, Todd	1990-93
Chambers, Bill	1951-53
Chandler, Joe	1922
Chess, Bud	1970
Cholko, Al	1940
Christensen, John	1971
Ciacco, Chris	1991
Cieplicki, Keith	1982-85
Clark, Dave	1946
Clark, Willie	1951-52
Close, William	1920
Cofer, C.V.	1924
Cohen, Jeff	1958-61
Connor, Brendan	1990-93
Connor, Tom	1963
Conte, Mike	1953
Cooke, Alvah	1921-23
Cooper, Rich	1980-83
Cope, Zeb	2001-
Copeland, Richard	1917
Copley, Rocky	1976-78
Corley, Bill	1962-64
Cornell, Chip	1952, 54
Cornell, Harry	1956-58
Corns, Henry	1960-62
Cottrell, Charles	1941
Coughter, Peter	1999-00
Courage, Guy	1978-81
Courage, Matt	1973-75, 77
Coval, Scott	1983-86
Cowley, Paul	1961-63
Cox, David	1992-95
Coyle, Jim	1964
Crigler, J.D.	1917
Crist, Tommy	1934-36
Cully, David	1993-96

D

Dail, Bob	1984-86
Dakin, Dave	1975
Dallet, Dan	1947
D'Antoni, Nick	2002-
Darden, Frank	1929
Darrow, Bill	1958-59
Daugherty, Dave	1967-69
Davis, Bill	1999-02
Davis, Meb	1925-28
Dean, Jeremy	1993-94, 96-97
Deery	1931
Derringe, Ed	1967-68
Dickerson, Dan	1961, 63-64
Dixon, Willis	1944
Dodge, Steve	1969-71
Dovell, Guy	1908
Downing, Jack	1967-69
Dozier, John	1937
Drake, Lennie	1952-53
Driver, James	1906-07, 09-10
Dudley, Ray	1938
Duff, Sean	1991-94
Duggins, Adam	2000-03
Dunbar, Errol	1929
Duncan, Doug	1971
Dunlap	1944
DuPriest, Bill	1964

Dux, Chris	1992
Dwyer, Mike	1980

E

Ellis, Tyler	1906-07
Elmore, Ralph	1934-36
Emory, Andrew	1988-91
Engelken, Don	1955, 57-58
Enoch, Mike	1975-78
Eskay, Bob	1964-65

F

Farrandini, Ralph	1928
Farrington, Tom	1957-60
Farthing, Ernest	1911
Fentress, Herb	1919
Findley	1935
Finney, Hiram	1994
Finton, Tom	1968
Fiscella, Dave	1959-60
Fisher, Jerry	1970-72
Fitzgibbons, Bobby	1996-97
Fitzgibbons, Terry	1995-97
Fletcher, Greg	1971
Flickenger, Joe	1934-36
Forrest, Dick	1950-52
Fowler, Vance	1938-39
Franklin, Preacher	1933-35
Franko, Pat	1986-87
Freeman, Jackie	1942-43
Furlong, Paul	1956

G

Galliant, Milt	1932-33
Garth, Fendal	1908-09
Gayle, Dick	1914-16
Geddes, Jack	1938
Geddy, Thomas	1910-12
Geddy, Vernon	1915-17
Getzoff, Ben	1911
Gewirtzman, Neil	1969-71
Giermak, Bill	1971-72
Giermak, Chet	1947-50
Goldstein, Bernie	1956-58
Gondak, Charles	1939-41
Gooding, Kirk	1961-63
Goodwin, Edward	1909-10
Gornto, H.C.	1924
Goslee, Alpheus	1917
Grabuloff, David	1996-98
Gravely, Howard	1937-38
Green, Johnny	1947-48
Griffin, Cecil	1943
Groothuis, Mark	1960
Guidice	1945

H

Hall, Chris	1994-95, 97
Hall, Joe	1910-12
Hall, John	1907-08
Hall, Richard	1937
Halligan, Happy	1932-33
Hamlin, A.J.	1997
Hanna, Bud	1934
Hardy, Roger	1962
Harmon, Jermaine	1996-99
Harper, Alex	1954-55
Harper, Wayne	1936-38
Harrington, Billy	1976-79
Harris, Bob	1961-63
Harris, Herb	1981-82, 84-85
Harris, Jerry	1951-53
Harwood, W.S.	1921-22, 24
Hatcher, James	1922
Haunty, James	1998-00

Hedrick	1913
Hemmelgarn, Jerry	1968
Henderson, Aurelius	1988
Henley, John	1919-20
Hess, Adam	2002-
Hewitt, Robert	1945
Hickey, Jim	1940, 42
Hicks, Horace	1922-24
Hilling, Harry	1948, 50
Hobbs, Bruce	1958
Hoitsma, Bob	1952, 56-57
Holle, Ed	1944
Holley, Bob	1946-49
Holt	1946
Hooker, Lester	1941-43
Hord, Jack	1950
Horne, Christopher	1995-96
Houston, Jarad	1998-99
Howard, Jim	1965
Howell, Brett	2003
Hubbard, Sam	1912-13
Hudson, Ed	1919-20
Hughes, Alton	1909
Hughes, Houston	1909
Hume, Joe	1952-53, 55
Hume, John	1960-62
Hungerford, Dick	1947-48
Hunter, Dave	1962-64

J

Jackette, Justin	1999
Jancaitis, Tom	1969
Jasper, Tom	1970-71
Jenkins, Jack	2003
Jennings, Terence	1995-98
Jensen, Christopher	1991, 94
Jernigan, Brian	1989-90
Johnson, Mike	1966-68
Johnson, Mike	2000-02
Jones, Howard	1913-16
Jones, Jim	1958
Jones, John	1921
Jorgenson, Johnny	1947
Joyner, Alex	1920
Joynes	1945

K

Kahn, Owen	1925-26
Kamen, Stan	1938-39
Kaplan, Jim	1955-57
Kennedy, Milton	1962
Kent, Harry	1968-70
Kent, Oliver	1927-28
Kern, Bill	1953-54
Kersey, Al	1951
Keyes, Mike	1965
King, Daniel	1958
King, Hal	1941-43
King, Paul	1969-70
Kinley, Paul	1983
Kinnamon, Woody	1946-47
Klapp, Herb	1955
Klein, Alex	1998-01
Knick, Walt	1955
Knight, Monty	1953-54
Knox, Glenn	1941-43, 45
Kratzer, John	1975-78
Kremen, Max	1933-34

L

Ladd, Dave	1958
Lamb, Tom	1982-84
Lambiotte, Ken	1986-87
Lammersen, Grant	1995-97
Lane, James	1915

All-Time Roster

Lange, Roy	1956-59	Morrow, Charlie	1955	Rutledge, Warren	1952-55	Tucker, Rudy	1973
Larisch, Doug	1979	Morton, Doug	1962	S		Turk, Bill	1944
Lascara, Anthony	1941-42	Moss, Herbie	1970, 72		Salvadori, Chris	1987-88	Turner, Bud
Lasky, Harvey	1954-56	Mountain, Marty	1953-54, 56	Salyers, Sal	1946	Turner, Henry	1912-14
Lazarus, Rhea	1951-52	Mozelski, Frank	1930-32	Sanders, Charlie	1957-60	Tyler, Ken	1986-87
Lee, Jonathan	2002	Mozelski, Mitchell	1928-31	Sandidge, Phil	1965	V	
Lembeck, Jack	1932-34	Murry, Deane	1917	Satterthwaite, Ron	1974-77		Vail, Dennis
Leone, John	1988-91	Musselman, Rod	1973-76	Sauerbaun, John	1928-31	Van Horne, Harry	1913
Levy, Lionel	1922	Myers, Doug	1975-76, 79	Savage, Dick	1952-53, 56	Vandeweghe, Al	1942-43
Lewis, Peery	1949-51	N		Savage, Mike	1986	Varga, Ray	1956-57, 59
Lex, Buddy	1948		Newman, Tom	1924-25	Scarborough, Jack	1908	Vaughan, Dick
Light, Harry	1928-30	Niles, Tom	1965	Schefer, Ed	1955	Vaughn, Bev	1958-61
Litwin, Lester	1932-33	Nourse, Walter	1913	Scheie, Leif	1913	Veres, Rich	1980-81
Loehrke, Nate	2003-	O		Schemering, Mike	1970	Verkey, Matt	1993-96
Long	1909		Och, Joe	1944	Schlossberg, Nathan	1907-09	Viglianico, Thomas
Lowenhaupt, John	1975-78	O'Gorman, Ted	1977-79	Schubert, Axel	1986-87	W	
Lucas, Bill	1947	Olive, Ben	1995	Scott, Charles	1929		Wagner, Tim
Lusardi, Vincent	1938	Oliver, Larry	1936-39	Scott, Scotty	1997, 99-00	Wakefield, Eric	1989-92
Lynn, Wallace	1931-33	Ollice, Lew	1965-66	Scully, Jack	1929-30	Walker, Dave	1966-67
Lyons, John	1920	O'Reilly, Matt	1987-90	Seay, Terry	1972	Wallace,	1915-16
M		Osbon, Jim	1959-60	Seward, Steve	1971-73	Wallick, Clair	1926-27
		Ouseley, Bill	1955-57	Sexton, Vincent	1923-25	Walter, Tim	1964-66
Mackey, Morgan	1939-41	Ozenburger, Bill	1948-50	Shafer, Michael	1991, 93-94	Ward, Jim	1942-43
Mackiewicz, Chet	1945-46	P		Shaffer, Lawrence	1930-32	Warns, Jim	1970-72
Macleod, Norman	1934		Paffrath, Larry	1964-66	Sherman, Wray	1949	Watkins, Sam
Maddox, Arthur	1916-17	Palese, Bill	1932	Sherrill, Jud	1936	Watson, Bruce	1906
Maddox, Milton	1951	Panneton, Ron	1966-68	Sherwood, Bob	1968, 70	Weaver, Walter	1942
Madgziak, Stan	1945-46	Panzenback, Bob	1973-74	Siebert, Steve	1948-50	Webb, Paul	1948
Mahoney, John	1952-55	Parker, Carl	1993-96	Silverman, Abe	1928-30	Weidner, Brant	1980-83
Mann, Gregory	1944-45	Parker, Joe	1944	Small, Kurt	1992-95	Wenck, Walter	1964-66
Manning, Frank	1933-35	Parnell, Skip	1975-78	Small, Raymond	1906-07	Wesson, Harrison	1925
Manning, Mike	1988	Patton, Bill	1953-54	Smidl, Bob	1943	White, Doc	1944-45
Marden, William	1933	Payne, Jack	1950	Smith, Arthur	1906	Whitley, Scott	1978-81
Markham, Reid	2001-	Payton, Charles	1992	Smith, Scott	1989-92	Williams, Harvey	1913, 15-16
Markos, Pete	1951-53	Pegram, Bill	1944-46	Snyder, Isador	1927	Williams, Woody	1946
Marriner, Harvey	1943	Person, Bill	1955-56	Sokol, Charlie	1947-49	Wilson, Connie	1934
Marsden, Henry	1906-07	Peters, Derrick	1990-93	Sorenson, Steve	2002-	Wilson, Paul	1912
Marshall, John	1925-26	Peters, Stephan	1922	Spack, George	1971-73	Wilson, Willard	1917
Martin, Bill	1944	Pfingst, Tom	1973-74	Steen, Sam	1996-98	Winn, Waffles	1927-29
Matsu, Arthur	1924-25	Phillips, Bill	1998	Steib, Bart	1965, 67	Winter, Mit	1998-01
Matthews, Robert	1940-41	Pierce, Chester	1919-22	Stephens, Eugene	1917	Withers, H.V.	1966
Matthews, Troy	1989	Pierce, Edwin	1920-23	Stone, Webster	1915	Wolf, Brian	1966
McCallen, Howie	1951-53	Pires, John	1953, 55-56	Stout, David	1968-70	Woods, Bettie	1913
McCandlish, Edgar	1908	Pomeroy, Ben	1965-67	Stovall, David	1971	Woollum, Charles	1960-62
McClellan, Jason	1944	Popplewell, Dave	1964-65	Streckroth, Bob	1980-83	Worrell	1933
McCray, Bill	1956-58	Potts, Casey	1988-91	Strohbehn, Tom	1943	Wortman, Chuck	1973-74
McCurry, Idus	1953-54	Potts, Harold	1936	Strong, Kim	1999-02	Wright, Austin	1944-45
McDonough, Jim	1974-77	Powell, Vernon	1910	Stryker, Henry	1971	Wright, Jack	1913
McFarlane, Neil	1983-84	Pride, Curtis	1987-90	Stubbs, Tam	1916	Wyatt, Albert	1915
McLennan, Scott	1968-69	Purpura, Steve	1992-95	T			
McMenniman, Lester	1930	R			Sudkamp, Don	1953-54	Y
McMillan, Ed	1948-51		Ragazzo, Vito	1945	Sullivan, Charles	1946	
McNair, Gil	1957	Rama, Jim	1966-68	Sundin, Corky	1930-32	Young, Clyde	1926
McRay, Bill	1957-58	Ramsey, Ron	1960	Supplee, Jim	1969	Young, Whiting	1920-23
Melton, George	1977-79	Rash, Steve	1971	Swindell	1944	Younkin, Ed	1962-63
Metcalfe, John	1924-25	Reed, James	1931-33	Sykes, Bin	1930-32	Z	
Metcalfe, Wayne	1910-13	Reichert, Doug	1974	T			Zable, Walter
Metcalfe, Will	1913	Renfro, John	1950		Tabscott, Robert	1956	Zane, Gene
Metheny, Bud	1936-38	Richardson, Kevin	1982-85	Taffe, John	1939-41	Zehmer, George	1913-16
Meyers, Howard	1911	Risinger, Mark	1976-79	Taylor, Billy	1966-68	Zion, William	1913-16
Miller, Al	1957	Ritter, Mark	1972-74	Taylor, Greg	1987-89		
Miller, Howie	1960-61	Rivers, Sherman	2000-03	Taylor, Horace	1927-28		
Miller, Hugh	1962, 64	Roberts, Kenny	1960-62	Teach, Charlie	1947-48		
Milmoe, Patrick	1957	Roberts, Thomas	1990-93	Teckler,	1931		
Mitchell, Frank	1912	Robertson, Issac	1915-17	Tinker, Dave	1972		
Mitchell, Randy	1965-67	Robinson, Sherman	1948-49	Todd, John	1922-25		
Moats, Dale	1979-82	Rockey, Alex	1985-86	Todd, Lee	1924-27		
Mokris, Taylor	2003-	Rodney	1945	Trammell, Jeff	1971-73		
Monckton, Dan	1975-78	Rothwell, Stuart	1915	Traver, Tony	1981, 83-85		
Montgomery, Sam	1911	Roy, Jim	1962-64	Trimble, Scott	1984-87		
Mooney, Milt	1972			Trout, Tim	1985-88		
Moran, Jim	1998-01			Trueheart, John	1935		
Morris, Martin	1963-65						



Year-by-Year Results

William and Mary game-by-game results for every season since 1906. William and Mary was a member of the Southern Conference from the 1937 through 1977 seasons. From 1978 until 1985 the College's basketball team played as a member of the ECAC South. William and Mary has been a member of Colonial Athletic Association since the 1986 season.

• Indicates CAA game.

1905-06

Record: 4-1

Hampton Industrial	L	6-7
Hampton A.	W	14-10
Virginia (forfeit)	W	2-0
Hampton Industrial	W	21-14
Newport News YMCA	W	22-19

1906-07

Record: 1-4

Hampton A.C.	L	8-31
Newport News YMCA	L	10-18
Newport News YMCA	L	10-18
Portsmouth YMCA	L	13-49
Richmond YMCA	W	38-17

1907-08

Record: 1-4

Virginia	L	21-36
Union Theo. Sem.	L	19-26
Randolph-Macon	W	34-22
Newport News YMCA	L	19-65
at Virginia	L	8-30

1908-09

Record: 7-3

Brambleton A.C.	W	46-34
at Virginia	L	19-25
Newport News YMCA	L	26-32
Brambleton A.C.	W	26-25
Randolph-Macon	W	34-24
vs. Virginia ¹	L	28-32
Port Norfolk A.C.	W	85-0
Randolph-Macon	W	49-16
Newport News YMCA	W	35-21
Hampton YMCA	W	30-17

¹-Richmond, VA

1909-10

Record: 1-3

at Virginia	L	16-36
Fredericksburg	W	20-17
Randolph-Macon	L	16-19
Randolph-Macon	L	28-38

1910-11

Record: 3-1

Randolph-Macon	W	25-16
Randolph-Macon	L	14-16
Hampden-Sydney	W	24-20
Hampden-Sydney	W	41-13

1911-12

Record: 2-5

Duke	L	16-53
North Carolina	L	22-30
Wake Forest	L	4-31
Fredericksburg	W	50-5
Med. Coll. of Virginia	W	41-2
Randolph-Macon	L	13-26
Radolph-Macon	L	11-42

1912-13

Record: 8-1

Richmond Howitzers	W	26-18
Richmond Howitzers	W	35-31
Richmond	W	34-15
Fredericksburg	W	23-15
Randolph-Macon	W	42-25
John Marshall A.C.	W	27-14
Hampden-Sydney	W	43-14
Randolph-Macon	L	23-33
Hampden-Sydney	W	39-23

1913-14

Record: 3-6

Lynchburg	W	42-14
Union Theo. Sem.	L	7-23
Richmond Howitzers	L	29-40
F18 Richmond	W	32-26
Hampden-Sydney	W	38-28
Randolph-Macon	L	11-23
Randolph-Macon	L	33-39
Hampden-Sydney	L	27-34
M4 at Richmond	L	15-31

1914-15

Record: 5-8

Richmond Howitzers	L	16-37
Fort Monroe 58th Co.	W	55-18
U.S.S. Utah	L	30-45
Newport News YMCA	W	28-21
Randolph-Macon	L	7-31
F13 at Richmond	L	17-22
Randolph-Macon	L	26-40
Norfolk Seminary	L	25-65
VMI	L	13-24
Staunton Military	L	16-35
Hampden-Sydney	W	40-23
M 3 Richmond	W	29-27
Hampden-Sydney	W	42-35

1915-16

Record: 7-4

Union Theo. Sem.	L	35-38
Richmond Howitzers	W	59-30
Richmond Blues	W	56-25
F9 Richmond	W	38-33
F16 at Richmond	W	33-22
Randolph-Macon	W	24-22
Hampden-Sydney	W	41-30
Randolph-Macon	L	23-31
Hampden-Sydney	W	25-15
Delaware	L	33-37
VMI	L	18-45

1916-17

Record: 4-9

Union Theo. Sem.	W	30-12
Randolph-Macon	W	29-22
F7 Richmond	L	16-28
Hampden-Sydney	L	16-39
F21 at Richmond	L	17-37
Randolph-Macon	L	12-21
Fairmont A.C.	W	37-23
Hampden-Sydney	L	23-35
Parkhill A.C.	L	24-29
Lynchburg A.C.	W	45-15
Roanoke	L	8-54
Virginia Tech	L	10-39
VMI	L	20-42

1917-18

Record: 6-11

Richmond YMCA	L	32-44
Norfolk Naval Base	L	18-34
Norfolk Naval Base	L	14-39
Newport News YMCA	W	51-29
Newport News YMCA	W	51-17
Parkview A.C.	L	19-35
Randolph-Macon	L	14-37
Lynchburg A.C.	L	20-53
VMI	L	24-53
Washington & Lee	L	25-27
Virginia Christian A.C.	W	34-17
Richmond YMCA	L	21-63
F13 Richmond	W	34-25
Hampden-Sydney	W	27-13
Randolph-Macon	W	37-22
Hampden-Sydney	L	15-27
F27 at Richmond	L	30-46

1918-19

Record: 3-6

Randolph-Macon	L	12-35
F8 at Richmond	W	33-17
Hampden-Sydney	W	18-17
F15 Richmond	W	20-19
Randolph-Macon	L	22-40
Hampden-Sydney	L	17-33
VMI	L	6-66
Washington & Lee	L	9-67
Roanoke	L	6-87

1919-20

Record: 5-7

Med. Coll. of Virginia	L	13-35
Randolph-Macon	L	38-50
F11 at Richmond	W	22-20
Hampden-Sydney	L	16-24
Hampden-Sydney	W	32-23
F21 Richmond	L	39-42 (ot)
Randolph-Macon	L	14-41
Church Hill A.C.	L	24-49
Med. Coll. of Virginia	L	19-52
Union Theo. Sem.	W	28-27
Fort Monroe	W	37-27
Union Theo. Sem.	W	47-20

1920-21

Record: 8-3

at Hampton Legion	W	41-22
at Geo. Washington	L	32-40
at Virginia	L	15-46
Parkview A.C. Ports.	L	23-34
at New. News YMCA	W	25-18
Randolph-Macon	W	53-26
Camp Eustis	W	41-17
F12 Richmond	W	45-20
at Med. Coll. of VA	W	36-26
at Randolph-Macon	W	28-14
F22 at Richmond	W	38-23

1921-22

Record: 10-2

Fort Monroe	W	22-15
New. News Shipyard	W	55-16
at Geo. Washington	W	21-14
at Gallaudet	W	43-31
Bridgewater	W	38-21
at Randolph-Macon	W	43-20
at Virginia	L	20-36
Camp Eustis	W	39-14
Hampden-Sydney	W	27-12
Union Theo. Sem.	W	51-11
F4 Richmond	W	26-13
F18 at Richmond	L	20-22

1922-23

Record: 8-4

Wake Forest	L	33-38
Richmond Blues	W	24-10
at Randolph-Macon	W	29-11
at Virginia	L	19-35
J27 at Richmond	L	15-31
Fort Eustis	W	34-20
New. News Shipyard	L	34-41
Hampden-Sydney	W	43-11
George Washington	W	36-21
Lenoir-Rhyne	W	49-19
Randolph-Macon	W	39-17
F24 Richmond	W	32-22

1923-24

Record: 7-13

Fort Eustis	W	31-7
Newport News YMCA	W	29-15
Med. Coll. of Virginia	W	25-13
Randolph-Macon	W	47-15
Wake Forest	L	28-30
Union Theo. Sem.	L	24-26
Richmond Blues	L	38-43
Virginia	W	25-22
at Richmond	L	20-32
at VMI	L	20-38
at Washington & Lee	L	16-39
at Virginia Tech	L	29-30
at Roanoke	L	27-47
at Lynchburg	L	27-29
at Norfolk Naval Base	W	25-18
Wake Forest	L	30-38
at Guilford	L	31-35
at Elon	W	25-10
at Greensboro YMCA	L	30-39
North Carolina	L	16-54

1924-25

Record: 11-6

Randolph-Macon	W	38-28
Newport News YMCA	W	32-25
Virginia Boat Club	W	32-22
Richmond Blues	L	29-31
J23 at Richmond	L	33-42
Randolph-Macon	W	32-18
Med. Coll. of Virginia	W	62-22
Stephen's Tech	L	25-31
Guilford	W	31-20
F5 Duke	W	23-15
Elon	W	27-16
Wake Forest	L	24-35
F11 Duke	L	16-21
Elon	W	27-16
Guilford	W	24-20
Bridgewater	W	43-20
F25 Richmond	L	26-27

1925-26

Record: 9-8

Med. Coll. of Virginia	W	36-21
Fort Monroe	W	43-30
Union Theo. Institute	W	41-16
Wake Forest	L	19-37
J15 Richmond	W	19-30
St. John's	W	29-18
High Point	L	24-25

Stevens Tech	L	19-39
Roanoke	W	35-34
St. John's	L	21-36
Catholic	L	8-57
George Washington	L	31-39
Georgetown	W	26-25
Guilford	W	24-23
M2 Richmond	L	23-30
Randolph-Macon	W	23-17
Randolph-Macon	W	29-17

1926-27

Record: 7-8

Med. Coll. of Virginia	W	18-12
Lynchburg	L	19-22
at Washington & Lee	L	25-34
at Roanoke	L	25-32
at Randolph-Macon	W	25-20
J18 at Richmond	L	18-20
Lynchburg	W	26-18
Steven's Tech	W	30-23
Emory and Henry	L	23-34
George Washington	L	14-22
at Georgetown	L	17-40
at Catholic	L	19-65
St. John's (Annapolis)	W	36-29
Randolph-Macon	W	27-19
F26 Richmond	W	25-14

1927-28

Record: 16-4

Med. Coll. of Virginia	W	40-17
Catholic	W	24-17
Med. Coll. of Virginia	W	40-17
Catholic	L	24-36
D17 at Navy	L	20-48
Roanoke	W	35-23
Lynchburg	W	48-18
George Washington	L	33-34
J17 Richmond	W	25-22
Emory and Henry	W	23-16
Steven's Tech	W	30-29
Wake Forest	W	48-24
F4 Richmond	W	41-27
Guilford	W	28-25
Wake Forest	W	42-28
Elon	W	36-28
Guilford	L	23-33
Hampden-Sydney	W	36-26
Lynchburg	W	55-24
Brooklyn Polytech	W	50-19

1928-29

Record: 9-11

at Johns Hopkins	L	23-28
at Catholic	W	24-16
D19 at Navy	L	19-33
D20 at Maryland	L	21-30
Richmond YMCA	L	15-22
Med. Coll. of Virginia	W	26-13
Hampden-Sydney	L	24-26
Roanoke	W	24-21
J19 at Richmond	L	32-36
at Washington & Lee	L	19-47
at VMI	L	19-32
at Roanoke	L	21-25
Randolph-Macon	L	33-42
Bridgewater	W	35-19
Lynchburg	W	36-23
Emory and Henry	L	16-20
Hampden-Sydney	W	26-23
at Med. Coll. of VA	W	35-23
Randolph-Macon	W	28-23
F21 Richmond	W	34-30

1929-30

Record: 16-6

D13 at Maryland	L	23-27
D14 at Navy	L	19-30
D18 at Delaware	W	38-22
at Princeton	L	18-25
at Hampden-Sydney	W	35-17
Randolph-Macon	L	20-38
at Virginia	W	33-17
Richmond	W	31-22
Med. Coll. of Virginia	W	43-21
at Washington & Lee	L	33-52
at VMI	W	40-22
at Virginia Tech	L	32-44
at Roanoke	W	35-11
at Bridgewater	W	39-13
Emory and Henry	W	34-25
Bridgewater	W	51-24
Roanoke	W	53-22
Savage Normal	W	34-23
F22 at Richmond	W	34-22

Year-by-Year Results

at Randolph-Macon	W	32-30	at New. News App.	W	34-31	Norfolk NTS	W	55-44	Fort Eustis	W	50-43
Lynchburg	W	46-20	VMI	W	43-36	at Panzer	L	44-50	VMI	L	33-41
Hampden-Sydney	W	41-22	F26 Richmond	L	39-58	at St. Francis (NY)	W	32-28	Washington & Lee	W	52-42
1930-31			M9 Navy	L	28-46	J6 at Seton Hall	L	35-51	F23 at Maryland	L	36-51
Record: 13-4			1-Newport News, VA			J10 at Richmond	L	33-35	F24 at Navy	L	30-57
D10 at Navy	L	30-32	1935-36			at Virginia	L	31-49	at Randolph-Macon	L	52-54
Emory and Henry	W	40-16	Record: 11-6			at The Citadel	L	35-36	Norfolk NTS	L	34-62
at Virginia	L	34-36	Roanoke	W	44-27	J29 at Furman	W	47-37	vs. Geo. Washington ¹	L	23-49
at Hampden-Sydney	W	31-21	Med. Coll. of Virginia	W	58-25	Virginia Tech	W	38-33	1-Southern Conference Tournament, Raleigh, NC		
Med. Coll. of Virginia	W	48-22	at Virginia	W	32-24	at NC State	L	29-36	1943-44		
Randolph-Macon	L	24-28	Hampden-Sydney	W	43-35	Virginia	W	29-28	Record: 10-11		
F9 Richmond	W	48-38	Hampden-Sydney	W	36-28	Hampden-Sydney	W	42-31	SC: 1-3, 10th place		
at Bridgewater	W	30-27	at Virginia Tech	W	41-25	at Washington & Lee	L	39-49	Fort Story	W	44-29
at Washington & Lee	L	31-44	at Roanoke	W	41-25	at Virginia Tech	W	49-29	Wilson Gen. Hosp.	W	46-29
at Roanoke	W	40-21	at VMI	L	37-41	F19 Richmond	W	42-32	C. Patrick Henry	W	53-37
at VMI	W	29-28	J29 at Washington & Lee	L	20-57	Washington & Lee	L	43-38	Camp Peary	W	100-18
Bridgewater	W	33-25	J30 at Navy	L	24-38	VMI	W	33-36 (ot)	Norfolk NTS	L	35-65
F21 Richmond	W	40-10	at Maryland	L	39-41	F24 at Navy	W	46-52	at Norfolk NAS	L	36-68
Roanoke	W	49-25	Wake Forest	W	41-30	1940-41			Midshipmen School	L	45-59
Hampden-Sydney	W	38-26	Virginia Tech	W	42-36	Record: 15-10			Richmond Air Base	L	40-42
Randolph-Macon	W	39-27	VMI	W	50-48	SC: 8-3, 2nd place (tie)			at Camp Peary	L	24-52
1931-32			Washington & Lee	W	58-56	at Langley Field	W	36-33	J15 at Richmond	W	58-55 (ot)
Record: 13-6			F25 Richmond	L	39-59	at New. News App.	W	47-33	Newport News App.	W	46-40
at Virginia	L	32-33	Virginia	W	47-35	Clemson	W	60-40	Hampden-Sydney	W	47-28
at NC State	L	19-23	M2 at Richmond	L	21-65	Xavier (Ohio)	L	50-61	at Virginia Tech	L	22-46
J9 at Duke	L	20-28	1936-37			D20 at Miami (Ohio)	L	40-43	at Hampden-Sydney	L	40-45
Roanoke	W	45-28	Record: 0-18			at Bradley	L	36-59	at Patrick Henry	L	40-56
Lenoir-Rhyne	W	52-21	SC: 0-13, 16th place			Randolph-Macon	W	63-46	F18 Richmond	L	42-47
Hampden-Sydney	L	26-31	at NC State	L	21-49	VMI	W	43-35	Virginia Tech	L	29-48
George Washington	L	35-37	at Wake Forest	L	29-49	at Virginia Tech	W	54-51	Cheatham Marines	W	81-39
F6 Richmond	W	31-22	at Virginia	L	30-33	at Washington & Lee	L	29-35	F24 vs. Duke ¹	L	25-68
Hampden-Sydney	W	42-33	at Virginia Tech	L	39-36	Hampden-Sydney	W	44-26	at New. News App.	W	55-52
Bridgewater	W	37-31	at Washington & Lee	L	15-64	at Virginia	L	32-48	1-Southern Conference Tournament, Raleigh, NC		
at Washington & Lee	L	17-31	at VMI	L	39-42	VMI	L	36-43	1944-45		
at Roanoke	W	30-26	at Roanoke	L	39-48	at Randolph-Macon	W	43-36	Record: 7-10		
at VMI	W	28-10	Wake Forest	L	25-61	F3 Richmond	W	37-32	SC: 3-4, 7th place		
Emory and Henry	W	26-19	Virginia Tech	L	30-38	F7 Furman	W	64-32	Cheatham Annex	L	31-34
at Randolph-Macon	W	41-26	F4 Richmond	L	22-48	Virginia Tech	W	52-50	Langley Air Base	L	39-47
Lynchburg	W	44-26	Roanoke	L	21-40	Virginia	L	40-41	Virginia	W	37-24
F20 at Richmond	W	47-33	F9 at Maryland	L	29-41	F14 at Maryland	W	58-40	Cheatham Annex	W	53-33
Randolph-Macon	W	31-28	F10 at Navy	L	21-42	F15 at Navy	L	32-51	Hampden-Sydney	L	39-41
Bridgewater	W	49-29	Randolph-Macon	L	27-58	Hampden-Sydney	W	47-39	North Carolina State	L	37-58
1932-33			F17 at Richmond	L	21-40	F20 at Richmond	L	41-46	J12 Richmond	L	37-58
Record: 13-5			VMI	L	26-49	Washington & Lee	W	34-32 (ot)	North Carolina State	W	43-38
D14 at Navy	L	46-57	North Carolina State	L	20-58	vs. Wake Forest ¹	W	52-34	VMI	W	43-24
at St. John's	L	24-25	Virginia	L	21-52	vs. Duke ¹	L	42-57	North Carolina	L	46-80
Roanoke	W	36-26	1937-38			1-Southern Conference Tournament, Raleigh, NC		Virginia Tech	W	41-30	
at Virginia	L	35-45	Record: 2-10			1941-42		Virginia	L	37-41	
at Hampden-Sydney	W	26-23	SC: 0-8, 15th place			Record: 15-9		Hampden-Sydney	L	38-54	
at Randolph-Macon	W	32-27	at Virginia Tech	L	25-29	SC: 8-4, 5th place (tie)		F17 Maryland	L	46-53	
Lynchburg	W	39-32	at Washington & Lee	L	20-42	at Langley Field	W	35-31	vs. The Citadel ¹	W	54-41
Guilford	W	45-20	at VMI	L	26-29	Randolph-Macon	W	52-28	F23 vs. Duke ¹	L	32-59
F4 at Richmond	W	49-25	Virginia Tech	W	31-41	D16 Maryland	W	39-34	Randolph-Macon	W	50-39
Georgia	L	32-33	at Virginia	L	31-27	at Fordham	L	27-59	1-Southern Conference Tournament, Raleigh, NC		
at Bridgewater	W	47-20	F9 at Navy	L	20-61	at Villanova	L	28-49	1945-46		
at Washington & Lee	L	36-52	F10 at Maryland	L	38-45	at VMI	W	47-42	Record: 10-10		
VMI	W	27-21	F14 at Richmond	L	28-43	at Virginia Tech	W	35-29	SC: 5-5, 6th place		
Bridgewater	W	51-13	Virginia	W	41-40	at Washington & Lee	W	41-37	at Camp Pickett	W	43-41
Emory and Henry	W	32-25	VMI	L	30-35	J13 at Richmond ¹	W	47-33	at Richmond Air Base	W	77-23
Hampden-Sydney	W	27-23	Washington & Lee	L	40-61	Virginia	W	39-24	Camp Pickett	L	50-66
Randolph-Macon	W	38-27	F26 Richmond	L	42-46	Newport News App.	W	67-49	George Washington	W	45-39
F23 Richmond	W	40-37	1938-39			Hampden-Sydney	W	65-35	at King's Point	L	33-51
Record: 9-12			Record: 9-12			Virginia Tech	L	39-45	at Fordham	W	45-37
SC: 4-9, 12th place			SC: 4-9, 12th place			at Clemson	W	54-28	Wake Forest	L	34-36
Davidson	L	35-55	at NC State	W	32-28	F6 at Furman	L	35-37	at Little Creek	L	39-50
at NC State	W	32-28	at Wake Forest	L	35-58	at Virginia	L	30-38	J19 at Richmond	L	38-39
at Wake Forest	W	35-58	Virginia	L	48-38	F13 at Maryland	L	32-42	Little Creek	L	26-33
Virginia	L	48-38	at Washington & Lee	L	42-62	F14 at Navy	W	42-40	George Washington	L	51-65
at Washington & Lee	L	46-33	at Virginia Tech	W	46-33	F17 Richmond	W	42-29	at Wake Forest	L	51-59
at Virginia Tech	W	46-33	VMI	L	43-48	Washington & Lee	L	27-31	F10 Richmond	W	44-40
at Roanoke	W	43-36	Randolph-Macon	W	60-37	VMI	W	33-32	Hampden-Sydney	W	65-38
at Washington & Lee	W	38-36	at Virginia	L	37-39	at Hampden-Sydney	L	47-49	at VMI	W	39-28
at VMI	W	27-23	Virginia	L	37-39	vs. Geo. Washington ²	W	44-33	at Virginia Tech	L	45-51
F8 Richmond	L	20-46	Hampden-Sydney	W	64-40	at NC State ²	L	53-54	F20 Maryland	W	42-36
vs. Virginia ¹	W	45-31	at Langley Field	W	46-38	1-Cavalier Arena; 2-Southern Conference Tournament, Raleigh, NC		VMI	W	60-32	
Roanoke	W	41-37	at Randolph-Macon	W	36-25	1942-43		Randolph-Macon	W	77-38	
Virginia Tech	W	42-26	F11 Richmond	L	37-39	Record: 11-10		vs. Wake Forest ¹	L	31-42	
			F13 at St. Joseph's	L	43-52	SC: 6-4, 6th place		1-Southern Conference Tournament, Raleigh, NC			
			F14 at Maryland	W	57-49	Randolph-Macon	W	58-38	1946-47		
			F15 at Navy	L	29-52	at New. News App.	L	46-60	Record: 14-12		
			Washington & Lee	L	37-46	at VMI	L	38-41	SC: 6-6, 9th place		
			Wake Forest	L	42-46	at Virginia Tech	L	34-49	at Langley Field	W	66-34
			F23 at Richmond	L	31-40	at Washington & Lee	W	34-33	Camp Lee	W	66-44
			VMI	L	31-45	J12 Richmond	W	40-27	American	W	48-44
			1939-40			Hampden-Sydney	W	57-28	D18 at Navy	L	36-50
			Record: 13-10			Newport News App.	W	45-41	D19 at Pennsylvania	L	46-73
			SC: 6-5, 8th place (tie)			at Richmond	W	40-20	D20 at Seton Hall	L	33-65
			at Norfolk NTS	L	44-46	Hampden-Sydney	W	48-38	at Merchant Marine	L	45-50
			at Norfolk NTS	W	50-37	George Washington	W	53-51	Wake Forest	L	33-40
			at Randolph-Macon	W	33-22	Virginia Tech	W	55-25	Virginia	W	59-40
			at Langley Field	W	62-50	Norfolk NAS	L	34-65	J11 at Richmond	W	47-45

Year-by-Year Results

Roanoke	W	68-32
at Virginia	L	46-52
J18 Richmond	L	34-40
Virginia Tech	W	50-41
F3 at Duke	L	45-69
F4 at NC State	L	33-45
Hampden-Sydney	W	46-40
George Washington	W	37-32
NN Air Station	W	66-37
at VMI	W	63-56
at Virginia Tech	L	52-56
Washington & Lee	L	56-61
at NN Air Station	W	55-52
VMI	W	66-32
F25 at Boston University	L	45-62
Washington & Lee	W	58-37

1947-48

Record: 13-10

SC: 8-7, 8th place (tie)

D6 at The Citadel	W	64-41
D8 at Furman	L	50-51
Hampden-Sydney	L	36-37
Western Maryland	W	75-49
Virginia	W	51-33
Wake Forest	L	52-61
J7 Randolph-Macon	W	68-35
VMI	W	53-39
at Virginia Tech	L	41-59
at Washington & Lee	L	49-51
J17 at Richmond	W	50-47
The Citadel	W	50-34
George Washington	L	40-65
Duke	L	36-45
Virginia Tech	W	46-42
North Carolina	L	61-63
at Boston University	L	61-71
at American Inter.	W	61-35
F24 Washington & Lee	W	71-47
at VMI	W	53-52
F28 Richmond	W	52-47
vs. Wake Forest ¹	W	61-56
vs. North Carolina St ¹	L	52-73

1-Southern Conference Tournament, Durham, NC

1948-49

Record: 24-10

SC: 10-3, 2nd place

Langlely Field	W	80-29
Quantico Marines	W	55-50
Norfolk NAS	W	68-46
Milligan	W	55-45
at VMI	W	77-54
Norfolk Navy Base	W	75-46
Wake Forest	W	52-47
at Rider	W	52-37
at Villanova	L	48-70
at Albright	W	73-54
D23 at Seton Hall	L	55-59
Towson	W	94-31
Georgetown	W	69-58
VMI	W	75-37
J11 Baltimore	W	96-28
at Washington & Lee	W	42-39
at Virginia Tech	L	52-54
Hampden-Sydney	W	67-56
at North Carolina	L	61-69
Little Creek	W	70-26
Virginia Tech	W	62-47
F5 #17 NC State	L	52-66
F7 Furman	W	73-60
F9 Richmond	W	61-47
Roanoke	W	77-45
at Quantico Marines	L	36-42
F18 The Citadel	W	57-39
Washington & Lee	W	89-46
at Virginia	L	44-58
F26 at Richmond	W	82-53
vs. Davidson ¹	W	54-50
vs. Geo. Washington ¹	L	74-78 (ot)
M7 vs. Xavier ²	L	65-82
M9 vs. LaSalle ²	L	51-63

1-Southern Conference Tournament, Durham, NC;

2-Cincinnati Invitational Tournament, Cincinnati, OH

1949-50

Record: 23-9

SC: 12-4, 2nd place (tie)

D6 at Colby	W	69-53
Pensacola	W	72-52
D10 Quantico Marines	W	72-51
Randolph-Macon	W	73-46
D16 at John Carroll	L	54-64
at Akron	W	53-49
at Bowling Green	L	58-74
D30 at Seton Hall	W	65-47

at Siena	L	50-57
at Wake Forest	W	48-34
Washington & Lee	W	80-56
J10 at Maryland	W	56-52
J12 at #9 NC State	L	58-72
Wake Forest	L	49-61
at VMI	W	68-43
Hampden-Sydney	W	70-67 (ot)
J21 Maryland	W	64-56
George Washington	W	58-50
F4 at Richmond	W	50-47
F7 #8 North Carolina St	W	54-50
Virginia Tech	W	64-50
North Carolina	L	46-52
at Washington & Lee	W	70-57
VMI	W	74-57
at Virginia Tech	L	47-60
F21 at Roanoke	W	53-50
F25 Richmond	W	81-54
vs. North Carolina ¹	W	50-43
M3 at Duke ¹	L	50-60
Virginia	W	76-58
M17 Cincinnati ²	L	44-80
Charleston (WV) ²	W	68-59

1-Southern Conference Tournament, Durham, NC;

2-Cincinnati Invitational, Cincinnati, OH (Cincinnati Gardens)

1950-51

Record: 20-11

SC: 13-6, 4th place (tie)

D2 vs. St. John's ¹	L	47-63
D6 at Randolph-Macon	W	78-38
D9 Wake Forest	W	71-49
D11 at Maryland	L	41-48
D14 Hampden-Sydney	W	70-46
D16 Davidson	W	65-49
D19 at Marshall	W	56-38
D20 at Louisville	L	47-70
D21 at #17 Cincinnati	L	60-89
D22 at Charleston (WV)	W	55-54
J6 Washington & Lee	W	76-55
J8 Furman	W	65-37
J12 at #7 NC State	L	54-61
J13 at Wake Forest	L	50-72
J15 Duke	W	74-57
J17 Washington & Lee	W	73-65
J20 Richmond	W	64-46
F2 Virginia Tech	W	73-67
F3 #8 North Carolina St	W	88-78
F6 at Duke	L	54-61
F9 at Geo. Washington	L	62-66 (ot)
F10 VMI	W	87-67
F13 Virginia	W	78-48
F17 Maryland	W	55-50
F19 at Virginia Tech	L	77-82
F20 at VMI	W	76-46
F24 at Richmond	W	76-52
M2 vs. West Virginia ²	W	88-67
M3 vs. Duke ²	L	69-71
M6 at Georgetown	W	75-64
M7 Villanova	L	59-87

1-New York, NY (Madison Square Garden); 2-Southern Conference Tournament, Raleigh, NC

1951-52

Record: 15-13

SC: 10-6, 8th place

at New York Univ.	L	70-85
D3 at Seton Hall	L	52-63
Randolph-Macon	W	61-45
Charleston (WV)	W	94-36
D12 at Maryland	L	53-54
VMI	W	80-53
D19 at Cincinnati	L	61-71
at West Virginia	L	66-87
at Pittsburgh	L	48-63
Virginia	W	70-59
J7 Wake Forest	W	97-75
Hampden-Sydney	W	75-69
J12 at NC State	L	46-82
J14 #15 Louisville	L	65-93
at Washington & Lee	W	84-82
J19 Richmond	W	86-70
Virginia Tech	W	85-79
F5 NC State	W	70-61
F7 at Duke	L	62-68
George Washington	L	68-74
Washington & Lee	W	89-75
F16 Maryland	W	71-66
at Virginia Tech	W	86-76
F19 at VMI	W	86-71
F23 at Richmond	L	61-80
at Virginia	W	87-85

F29 Cincinnati	L	76-82
M6 vs. #10 West Virginia ¹	L	64-77

1-Southern Conference Tournament, Raleigh, NC

1952-53

Record: 10-13

SC: 6-13, 12th place

D3 at Geo. Washington	L	79-90
D4 at Maryland	L	61-64
at Washington & Lee	W	87-62
D13 at Virginia	W	87-71
D15 West Virginia	L	100-101 (ot)
Win.-Salem Bullets	W	82-63
at Clemson	L	71-81
J3 at Furman	L	78-85
Hampden-Sydney	W	74-64
VMI	W	88-64
J13 #8 North Carolina St	L	58-62
J17 at Richmond	L	78-82
Virginia Tech	W	91-74
at VMI	W	88-54
F7 at #15 NC State	L	71-101
F10 vs. Wake Forest ¹	L	76-78
F14 Virginia	W	105-84
F17 Maryland	L	57-79
F19 #18 Duke	W	85-72
F21 Washington & Lee	W	94-73
at Virginia Tech	L	74-75
George Washington	L	63-70
F28 Richmond	L	70-76

1-Norfolk, VA

1953-54

Record: 9-14

SC: 6-5, 5th place

at Hampden-Sydney	W	78-58
at North Carolina	L	61-71
D8 at Maryland	L	54-69
D12 at Duke	L	44-109
George Washington	L	53-65
J1 at Seton Hall	W	57-55
Clemson	L	72-75
Hampden-Sydney	W	74-65
J9 at West Virginia	W	78-76
VMI	W	71-67
J16 at Richmond	L	73-85
Virginia Tech	W	82-66
F2 at NC State	L	70-80
F6 at Washington & Lee	W	73-58
F8 at Virginia Tech	W	66-52
at VMI	L	62-81
F13 at #19 NC State	L	48-65
at #8 Geo. Wash.	L	58-69
Washington & Lee	W	68-54
F20 Wake Forest	L	56-57 (ot)
F25 #11 Maryland	L	55-74
F27 at Richmond	L	63-68
M5 at West Virginia ¹	L	69-84

1-Southern Conference Tournament, Morgantown, WV

1954-55

Record: 15-14

SC: 7-5, 6th place

D1 North Carolina State	L	97-111
D4 at Furman	W	103-101
D6 at Tennessee	L	79-91
Hampden-Sydney	W	108-76
North Carolina	W	79-76
D17 at Seton Hall	L	89-108
D28 vs. Boston Univ. ¹	W	84-74
D29 vs. #9 Geo. Wash. ¹	L	73-87
vs. Virginia Tech ¹	W	82-67
J3 at Vanderbilt	L	61-86
J5 at Navy	L	56-77
Washington & Lee	W	78-73
at #8 Geo. Wash.	L	65-79
J15 at #13 Richmond	L	71-92
at Virginia Tech	W	75-69
at VMI	W	88-68
F5 #12 Maryland	L	62-67
Virginia Tech	W	105-73
F9 #7 North Carolina St	L	99-126
F12 VMI	W	89-66
F14 at West Virginia	L	81-95
Washington & Lee	L	67-86
at #10 Geo. Wash.	L	76-119
F26 at Richmond	W	93-78
M3 at Richmond ²	L	75-90

1-UR Invitational, Richmond, VA; 2-Southern Conference Tournament, Richmond, VA (Richmond Arena)

1955-56

Record: 12-14

SC: 9-7, 5th place

George Washington	L	75-81
D8 at Maryland	L	51-52
Hampden-Sydney	W	76-69
D28 vs. Rhode Island ¹	W	100-96
D29 at Richmond ¹	L	60-72
D30 vs. Seton Hall ¹	L	55-80
J2 at Tennessee	W	93-83
J3 #4 Vanderbilt	L	80-89 (2ot)
Washington & Lee	W	79-70
J9 Furman	W	92-81
J14 at Richmond	L	53-75
at Virginia Tech	W	66-57
at VMI	W	81-72
J21 at #3 NC State	L	71-90
at Davidson	W	85-75
F4 at Furman	L	85-109
at #12 North Carolina	L	63-115
VMI	W	89-78
F13 at West Virginia	L	90-105
at Geo. Washington	L	69-81
at Washington & Lee	L	57-70
F20 Virginia Tech	W	79-74
F22 at West Virginia	L	88-97
Davidson	W	77-67
F25 Richmond	W	79-77
M1 at Richmond ²	L	62-79

1-UR Invitational, Richmond, VA; 2-Southern Conference Tournament, Richmond, VA (Richmond Arena)

1956-57

Record: 9-18

SC: 7-11, 6th place

N30 The Citadel	W	87-74
D1 Hampden-Sydney	W	98-81
D3 The Citadel	W	82-74
D6 at Washington & Lee	L	72-79
D8 George Washington	W	89-85
D11 at Furman	L	66-69
D15 at Villanova	L	73-81
D27 vs. Lafayette ¹	L	72-85
D28 vs. Columbia ¹	L	78-93
D29 vs. Davidson ¹	W	72-63
J1 at #12 Tennessee	L	68-81
J2 at #9 Vanderbilt	L	73-81
J5 at Davidson	W	80-67
J8 #2 North Carolina	L	61-71
J12 at Richmond	L	55-68
J14 at #15 West Virginia	L	72-81
J18 Virginia Tech	W	72-70
F2 Davidson	L	77-86
F4 Furman	L	78-86
F9 at Geo. Washington	L	77-79
F14 VMI	W	83-67
F16 at Virginia Tech	L	83-94
F18 at VMI	W	65-58
F22 Washington & Lee	L	58-80
F25 at #11 West Virginia	L	57-80
M2 Richmond	L	73-82
M7 vs. Virginia Tech ²	L	56-64

1-UR Invitational, Richmond, VA; 2-Southern Conference Tournament, Richmond, VA (Richmond Arena)

1957-58

Record: 15-14

SC: 9-9, 5th place

Virginia	W	73-69
D4 at Pennsylvania	L	70-86
George Washington	W	71-60
at The Citadel	L	60-75
at The Citadel	L	63-85
D13 at #8 West Virginia	L	52-68
at Evansville	L	65-83
at Murray State	W	76-66
D30 at Tennessee	L	62-84
at #3 North Carolina	L	63-79
J11 at Richmond	W	72-66
Davidson	W	75-61
at Geo. Washington	L	80-91
Virginia Tech	L	75-87
F1 at Furman	L	73-89
at Davidson	W	72-53
Hampden-Sydney	W	85-59
F8 vs. Navy ¹	W	90-78
at #2 West Virginia	L	68-82
at VMI	W	79-61
at Washington & Lee	W	86-84
F17 Furman	W	87-46
F21 Washington & Lee	W	88-72
VMI	W	

Year-by-Year Results

M6 vs. Virginia Tech² W 79-61
 M7 vs. George Wash.² W 57-56
 M8 vs. #2 West Virginia² L 58-74
1-Norfolk, VA; 2-Southern Conference Tournament, Richmond, VA (Richmond Arena)

1958-59

Record: 13-11

SC: 7-7, 4th place

at Virginia L 74-95
 at Washington & Lee W 63-60
 George Washington W 57-52
 Hampden-Sydney W 59-46
 D15 VMI W 82-69
 Davidson W 72-56
 at Louisiana Tech¹ L 49-63
 at North Texas W 82-77
 at Murray State W 64-62
 J3 at Furman L 70-78
 at Davidson W 59-57
 J10 Richmond W 83-65
 at Charleston (WV) L 67-75
 J13 at #10 West Virginia L 76-88
 Virginia Tech W 59-58
 J30 at West Virginia L 76-82
 at Virginia Tech L 68-74
 at VMI W 86-60
 at Geo. Washington L 68-87
 F9 Furman L 70-71
 Washington & Lee W 109-62
 F21 at Richmond L 66-71
 F26 at Richmond² W 87-69
 F27 vs. #10 West Virginia² L 82-85
1-Gulf South Classic, Shreveport, LA; 2-Southern Conference Tournament, Richmond, VA (Richmond Arena)

1959-60

Record: 15-11

SC: 10-5, 3rd place

Virginia W 82-70
 at VMI W 79-78
 D5 at Tennessee W 77-71
 Hampden-Sydney W 97-83
 D11 vs. Duquesne¹ L 52-53
 D12 vs. St. John's¹ L 65-77
 Charleston (WV) W 95-82
 at Geo. Washington L 71-98
 D28 vs. Lafayette² L 63-81
 D30 at Richmond² L 65-71
 Davidson W 72-64
 J9 at Richmond W 90-76
 J11 at #3 West Virginia L 74-94
 J12 at Pittsburgh L 59-75
 Virginia Tech L 91-92
 J30 vs. #4 West Virginia³ W 94-86
 The Citadel W 79-65
 F6 Furman W 101-68
 at Virginia Tech L 66-82
 VMI W 89-67
 George Washington W 75-66
 F15 at Furman L 73-92
 at Davidson W 73-65
 F20 Richmond W 64-42
 F25 vs. Furman⁴ W 82-74
 F26 vs. #7 West Virginia⁴ L 83-117
1-Steel Bowl, Pittsburgh, PA; 2-UR Invitational, Richmond, VA; 3-Norfolk, VA; 4-Southern Conference Tournament, Richmond, VA (Richmond Arena)

1960-61

Record: 14-10

SC: 9-6, 4th place

Hampden-Sydney W 113-75
 D3 at West Virginia L 72-74
 D5 at Tennessee L 76-83
 VMI W 66-58
 George Washington W 61-57
 Davidson W 54-49
 at Virginia W 80-50
 vs. Virginia¹ W 91-75
 D30 at Richmond¹ L 87-101
 J3 at Furman L 56-78
 at Davidson L 45-54
 J7 at Richmond W 63-60
 The Citadel L 63-64 (ot)
 Virginia Tech W 74-60
 J28 at West Virginia L 69-76
 F1 Furman W 65-57
 F8 at Navy L 67-69
 George Washington W 85-80
 at Virginia Tech L 67-85
 at VMI W 86-77
 F25 Richmond W 105-84
 M2 vs. Furman² W 86-84 (3ot)

M3 vs. #8 West Virginia² W 88-76
 M4 vs. Geo. Washington² L 82-93
1-UR Invitational, Richmond, VA; 2-Southern Conference Tournament, Richmond, VA (Richmond Arena)

1961-62

Record: 7-17

SC: 5-11, 8th place (tie)

D2 at West Virginia L 53-69
 at The Citadel L 76-83
 D6 at Georgia Tech L 56-72
 George Washington W 86-55
 D12 Virginia W 71-63
 D15 East Carolina W 81-60
 D28 at Texas Tech L 70-91
 D29 vs. Texas¹ L 71-84
 J2 at Furman L 76-77
 at Davidson L 47-62
 J6 at Richmond L 65-73
 The Citadel W 71-58
 Virginia Tech L 49-63
 at VMI L 71-74
 J27 vs. West Virginia L 61-70
 J31 Furman W 79-67
 Davidson L 54-61
 at Memphis State L 70-88
 at Loyola L 62-77
 F10 at Navy L 59-71
 at Virginia Tech L 65-104
 F17 VMI W 102-84
 at Geo. Washington L 84-92
 F24 Richmond W 54-49
1-Lubbock, TX

1962-63

Record: 15-9

SC: 10-5, 3rd place

D1 at Geo. Washington L 50-60
 D4 Hampden-Sydney W 77-64
 D8 at Virginia Tech L 71-74
 D11 at Virginia W 71-69
 D14 at Pittsburgh¹ L 56-66
 D15 vs. Boston College¹ L 53-66
 D17 Furman L 55-56
 D28 vs. Lehigh² W 73-58
 D29 at Richmond² W 76-59
 J2 at Davidson L 70-73
 J3 at Furman L 70-78
 J5 at Richmond L 55-59
 J8 The Citadel W 83-69
 J10 Virginia Tech W 78-63
 J15 VMI W 80-71
 J30 Davidson W 70-63
 F2 at The Citadel W 82-69
 F4 at #6 Georgia Tech L 49-50
 F9 West Virginia W 75-72
 F11 East Carolina W 81-65
 F15 at VMI W 75-65
 F19 George Washington W 79-75
 F23 Richmond W 75-39
 F28 vs. Virginia Tech³ L 72-74
1-Steel Bowl, Pittsburgh, PA (Civic Arena); 2-UR Invitational, Richmond, VA; 3-Southern Conference Tournament, Richmond, VA (Richmond Arena)

1963-64

Record: 9-13

SC: 5-9, 7th place

D3 Hampden-Sydney W 81-49
 D6 at VMI W 56-51
 D14 Furman W 67-60
 D18 at West Virginia L 73-78
 D20 at Arkansas State¹ W 73-71
 D21 vs. UTEP¹ L 51-61
 D27 vs. Eastern Kentucky² L 55-61 (ot)
 D28 at E. Tennessee St² W 69-55
 J4 at Furman W 66-60
 J6 at The Citadel L 60-63
 J11 at Richmond L 52-53
 J13 East Carolina W 64-47
 J16 Virginia Tech L 66-73
 F1 The Citadel L 67-80
 F4 #5 Davidson³ L 84-111
 F6 at Geo. Washington L 77-81
 F8 Virginia L 54-56
 F10 at Virginia Tech L 86-90
 F15 at VMI L 65-70
 F19 George Washington W 82-67
 F22 Richmond W 84-53
 F27 vs. West Virginia⁴ L 73-85
1-Arkansas State Tournament, Jonesboro, AK; 2-Watauga Invitational, Johnson City, TN; 3-Norfolk, VA; 4-Southern Conference Tournament, Charlotte, NC

1964-65

Record: 12-13

SC: 6-8, 6th place

D1 at Virginia L 58-72
 D3 Hampden-Sydney W 98-70
 D5 East Carolina W 86-72
 D8 George Washington W 54-44
 D11 Furman L 54-55
 D14 at West Virginia L 63-72
 D17 VMI W 66-63
 D21 at Georgia Tech L 73-91
 D29 at Texas Western¹ L 50-56
 D30 vs. TCU¹ L 71-76
 J2 at Davidson² L 57-77
 J5 The Citadel L 64-70
 J9 at Geo. Washington L 50-56
 J12 Virginia Tech L 75-89
 J16 at Richmond W 61-59
 J31 at East Carolina³ W 61-58
 F1 at Furman W 68-64
 F3 at The Citadel W 79-70
 F10 at VMI L 57-61
 F13 Pittsburgh W 63-61
 F16 at Virginia Tech L 57-76
 F20 Richmond W 87-77
 F25 vs. The Citadel⁴ W 68-60
 F26 vs. Virginia Tech⁴ W 70-59
 F27 vs. West Virginia⁴ L 67-70 (2ot)
1-Sun Carnival Classic, El Paso, TX; 2-Charlotte; 3-Norfolk; 4-Southern Conference Tournament, Charlotte, NC

1965-66

Record: 13-12

SC: 8-3, 3rd place

D1 Virginia W 93-82
 D4 at North Carolina L 68-82
 D6 at Virginia Tech L 63-95
 D11 Furman W 84-63
 D15 Hampden-Sydney L 68-71
 D18 at Geo. Washington W 79-66
 D20 at Jacksonville L 76-82
 D22 at Georgia Tech L 73-92
 D27 vs. East. Kentucky¹ W 76-64
 D28 at Detroit¹ L 65-80
 J1 at Davidson² L 59-90
 J4 Virginia Tech L 69-76
 J8 at VMI L 74-89
 J15 Richmond W 71-65
 J29 at The Citadel W 70-65
 J31 at Florida Southern W 69-61
 F2 at Miami (FL) L 66-88
 F5 East Carolina³ W 57-51
 F7 The Citadel W 59-46
 F10 George Washington W 81-52
 F12 VMI W 94-67
 F17 St. Francis (PA) W 67-52
 F19 at Richmond L 63-76
 F24 vs. Furman⁴ W 78-73
 F25 vs. West Virginia⁴ L 50-64
1-Motor City Tournament, Detroit, MI (Memorial Building); 2-Charlotte; 3-Fort Eustis; 4-Southern Conference Tournament, Charlotte, NC

1966-67

Record: 14-11

SC: 8-5, 3rd place

D1 at Virginia L 65-80
 D3 at West Virginia L 67-73
 D5 at Pittsburgh W 72-68
 D6 at St. Francis (PA) L 54-67
 D9 Florida Southern W 75-69
 D13 East Carolina W 82-63
 D17 George Washington W 36-30
 D22 Jacksonville W 72-68
 D27 at Evansville¹ W 74-72
 D28 vs. New Mexico St¹ L 49-62
 J4 Virginia Tech L 69-96
 J17 at Geo. Washington W 85-74
 J11 Hampden-Sydney W 100-78
 J14 at Richmond L 78-90
 J28 at The Citadel L 77-85
 J30 at East Carolina W 84-72
 F2 at Virginia Tech L 79-84
 F4 The Citadel W 91-57
 F7 VMI W 64-57
 F13 at Furman L 85-92
 F14 at Davidson W 74-71
 F17 at VMI L 67-81
 F24 Richmond W 79-69
 M2 vs. Geo. Wash.² W 76-66
 M3 vs. Davidson² L 65-78
1-Evansville Invitational, Evansville, IN; 2-Southern Conference Tournament, Charlotte, NC

1967-68

Record: 6-18

SC: 4-10, 8th place

D2 at West Virginia L 66-83
 D9 George Washington W 96-76
 D13 at NC State L 73-88
 D15 at #8 Davidson L 75-81
 D18 at Wake Forest L 79-108
 D20 VMI W 96-82
 D28 at Connecticut¹ L 49-51
 D29 vs. Massachusetts¹ L 86-92
 J2 Jacksonville L 69-71
 J4 Pittsburgh W 79-65
 J6 Loyola (LA) W 97-74
 J8 at Virginia Tech L 70-90
 J10 East Carolina L 70-71
 J13 Richmond W 98-92
 J29 at West Virginia L 70-88
 J30 at Geo. Washington L 76-80
 F30 The Citadel L 75-84
 F5 at VMI L 62-68
 F10 at East Carolina L 75-99
 F12 Furman W 91-76
 F17 Virginia Tech² L 72-78
 F21 at The Citadel L 73-84
 F24 at Richmond L 81-108
 F29 vs. Davidson³ L 68-107
1-Basketball Classic, Storrs, CT (Field House); 2-FC; 3-Southern Conference Tournament, Charlotte, NC

1968-69

Record: 6-20

SC: 3-8, 7th place

D2 at West Virginia L 74-89
 D3 at Pittsburgh L 62-68
 D11 East Carolina¹ L 66-77
 D14 at Geo. Washington L 71-82
 D17 Wake Forest² L 58-98
 D20 vs. Virginia Tech³ L 72-83
 D21 vs. Richmond³ L 62-106
 D26 Baylor⁴ L 68-81
 D27 Delaware⁴ W 82-76
 D28 Air Force⁴ W 74-71
 J4 Virginia Tech² L 60-75
 J6 West Virginia² L 71-75
 J9 The Citadel¹ W 73-56
 J11 at East Carolina L 61-78
 J13 at Virginia Tech L 46-77
 J15 George Washington¹ W 77-75
 J18 at Richmond L 75-80
 J30 at VMI L 71-72
 F1 at Furman L 49-78
 F3 at The Citadel L 61-95
 F5 at Jacksonville L 74-88
 F8 Georgetown² W 90-84 (2ot)
 F11 Old Dominion L 65-80
 F15 VMI¹ W 83-78
 F22 Richmond¹ L 80-96
 F27 vs. East Carolina⁵ L 35-48
1-BG; 2-Fort Eustis; 3-Big 5 Tournament, Salem, VA; 4-East Carolina Classic, Greenville, NC; 5-Southern Conference Tournament, Charlotte, NC

1969-70

Record: 11-16

SC: 5-7, 5th place

D1 North Carolina State L 84-93
 D3 at West Virginia L 80-106
 D6 at Virginia Tech L 84-93
 D9 at Georgetown L 82-87
 D11 Richmond W 81-74
 D13 at Duke L 77-84
 D16 George Washington L 80-90
 D18 vs. Virginia Tech¹ W 84-79
 D19 vs. VMI¹ W 75-64
 D20 vs. Virginia¹ L 72-92
 D30 at Geo. Washington L 78-86
 J3 West Virginia W 83-76
 J6 Pittsburgh W 84-73
 J10 Virginia Tech L 72-92
 J26 Furman W 107-87
 J29 Virginia L 81-87 (ot)
 J31 at The Citadel W 65-60
 F3 at #15 Davidson L 87-93
 F7 East Carolina L 88-98
 F10 at VMI L 68-74
 F12 The Citadel W 79-74
 F14 VMI W 77-58
 F18 Old Dominion W 89-80
 F18 at East Carolina L 83-96
 F21 at Richmond L 60-78
 F26 vs. Furman² W 82-67
 vs. #11 Davidson² L 54-78
1-Big 5, Hampton, VA; 2-Southern Conference Tournament, Charlotte, NC

Year-by-Year Results

<p>1970-71 Record: 11-16 SC: 7-3, 2nd place</p> <p>D1 vs. Richmond¹ W 69-68 D2 vs. Virginia Tech¹ L 78-88 D3 vs. Richmond¹ W 97-84 D5 North Carolina L 72-101 D7 Georgetown L 71-88 D12 at The Citadel L 67-71 D14 at Wake Forest L 70-93 D17 at Virginia L 87-107 D19 VMI² W 75-49 D29 vs. #1 UCLA³ L 71-90 D30 Duquesne³ L 54-79 J2 Davidson L 49-66 J4 The Citadel W 59-54 J6 Rice L 74-77 J9 at Richmond W 72-69 J23 East Carolina W 74-65 J28 at Loyola (LA) L 87-118 J30 at Furman W 78-71 (ot) F3 Virginia Tech L 62-74 F6 Navy W 77-71 F8 at Virginia Tech L 63-91 F11 #6 Jacksonville L 69-100 F16 at VMI W 85-69 F20 at East Carolina L 56-65 F27 Richmond W 103-82 vs. VMI⁴ W 69-65 M5 vs. Richmond⁴ L 64-66</p> <p><i>1-Big 5 Tournament, Hampton, VA; 2-BG; 3-Steel Bowl, Pittsburgh, PA; 4-Southern Conference Tournament, Charlotte, NC</i></p>	<p>F17 East Carolina W 80-69 F20 at VMI L 64-66 F24 at Richmond W 66-64 vs. The Citadel¹ W 97-72 vs. Davidson¹ L 76-79</p> <p><i>1-Southern Conference Tournament, Richmond, VA (Richmond Coliseum)</i></p> <p>1973-74 Record: 9-18 SC: 5-6, 5th place</p> <p>D1 Appalachian State W 100-63 D3 Duke L 63-79 D6 at Wake Forest L 58-78 D8 at The Citadel L 65-88 D11 Richmond W 73-71 (ot) D14 at Baltimore L 70-79 D15 at Navy W 84-80 D20 at #9 Providence L 75-105 D22 at Fairfield L 55-77 J19 East Carolina L 67-70 J21 at Davidson L 65-73 J22 VMI W 85-68 J26 Furman L 80-97 J29 Rutgers L 75-77 J31 at Virginia Tech L 61-80 F2 #13 Pittsburgh L 62-68 F4 The Citadel W 64-57 F6 at VMI W 67-65 F9 at East Carolina L 63-93 F11 Virginia Tech L 54-73 F14 Iona W 64-62 F16 at Old Dominion W 70-68 F18 Virginia L 62-72 F21 at Geo. Washington L 51-81 F23 at Richmond L 81-88 F27 vs. East Carolina¹ W 75-67 (2ot) M1 vs. Furman¹ L 55-70</p> <p><i>1-Southern Conference Tournament, Richmond, VA (Richmond Coliseum)</i></p>	<p>F3 at East Carolina W 56-54 F5 Old Dominion W 74-61 F7 VMI W 68-62 F11 #18 Virginia Tech L 48-50 F14 at Davidson W 75-73 F16 at The Citadel L 62-64 F19 Pratt W 70-56 F21 at Richmond W 107-102 F25 #3 Rutgers L 90-100 F28 Furman¹ W 70-57 M3 vs. Richmond² L 78-84</p> <p><i>1-Southern Conference Tournament, Williamsburg, VA; 2-Southern Conference Tournament, Greenville, SC</i></p> <p>1976-77 Record: 16-14 SC: 7-4, 4th place</p> <p>N29 Christopher Newport W 105-51 D1 Hampden-Sydney W 92-67 D4 The Citadel W 94-61 D8 #11 Wake Forest L 84-90 (ot) D11 at Appalachian State L 59-68 D22 at UC Santa Barbara W 78-65 D23 at #8 UCLA L 55-59 D27 at Hawaii¹ L 60-63 D28 vs. Illinois¹ L 64-73 D29 vs. Temple¹ W 68-65 J8 Appalachian State W 68-63 J10 at Virginia W 71-65 J12 at VMI L 79-92 J15 at Richmond W 67-62 J18 East Carolina W 79-54 J20 Queens W 91-41 J22 at Furman L 83-88 (ot) J24 at The Citadel W 61-53 J26 Princeton L 38-42 J29 Navy W 79-56 J31 at Davidson L 52-69 F2 George Washington W 83-70 F5 Old Dominion L 71-73 F7 at West Virginia L 58-69 F10 at East Carolina W 70-66 F12 Davidson W 68-60 F16 #19 VMI W 86-84 F19 Richmond L 77-78 F21 at Old Dominion L 68-82 F26 East Carolina² L 76-79</p> <p><i>1-Rainbow Classic, Honolulu, HI (Neil S. Blaisdell Center); 2-Southern Conference Tournament, Williamsburg, VA</i></p>	<p>J16 Virginia Wesleyan W 67-62 J20 at Old Dominion L 42-48 J24 at VA Commonwealth L 46-67 J27 South Carolina L 54-62 J30 at East Carolina L 59-61 F1 Roanoke W 44-43 F3 Navy W 68-63 F6 at James Madison L 57-70 F8 Davidson W 68-62 F10 at American L 45-61 F12 Virginia Tech L 49-55 F14 at #4 North Carolina L 60-85 F17 Richmond W 68-64 F21 Virginia L 40-44 F24 Old Dominion W 56-57</p> <p><i>1-TD Invitational Tournament, Richmond, VA (Richmond Coliseum)</i></p> <p>1979-80 Record: 12-15</p> <p>D1 Johns Hopkins W 94-51 D3 Christopher Newport W 68-50 D5 West Virginia W 63-62 D8 VA Commonwealth L 54-57 D10 St. Mary's W 104-67 D22 NC Wesleyan W 88-62 D26 at Jacksonville¹ L 43-58 D27 vs. Iowa State¹ L 55-56 D29 at Roanoke W 69-67 J9 at South Carolina L 67-74 J14 American L 72-82 J16 at Navy L 48-73 J19 Richmond W 82-81 J24 Temple L 55-56 J26 at Old Dominion L 51-60 J29 at #11 North Carolina L 61-71 F2 Catholic W 88-66 F5 at James Madison L 58-61 F7 George Mason W 84-62 F9 at Richmond W 83-74 F12 at VA Commonwealth L 56-64 F14 Bluefield W 101-48 F16 James Madison L 49-52 F20 at Virginia L 55-63 F23 Old Dominion L 69-71 (ot) F26 Richmond² W 78-77 vs. Old Dominion³ L 59-75</p> <p><i>1-Gator Bowl Tourney, Jacksonville, FL (Swisher Gymnasium); 2-ECAC South Tournament, Williamsburg, VA; 3-ECAC South Tournament, Hampton, VA</i></p>
<p>1971-72 Record: 10-17 SC: 6-4, 3rd place</p> <p>D4 Furman W 110-91 D8 Wake Forest L 60-75 D11 The Citadel W 74-67 D15 #19 Virginia L 62-82 D18 at #14 Jacksonville L 72-83 D20 at Georgia Tech L 71-83 D22 at Rice L 76-88 D29 at Stetson¹ W 94-67 D30 vs. Miami (OH)¹ L 67-69 J1 at Davidson L 68-81 J3 at The Citadel L 59-68 J8 at Richmond W 73-68 (2ot) J22 at East Carolina L 71-79 J25 VMI W 76-59 J27 at Georgetown L 79-85 (ot) J29 at Virginia Tech L 65-87 J31 Cincinnati L 52-65 F3 Florida Southern W 76-67 F5 Pittsburgh W 73-68 F10 Virginia Tech L 69-90 F12 at Duke L 69-87 F16 at West Virginia L 71-87 F19 East Carolina W 67-64 F22 at VMI L 35-37 F26 Richmond W 85-62 M2 vs. Richmond² W 98-82 M3 at Furman² L 74-93</p> <p><i>1-Tangerine Bowl Classic, Winter Park, FL; 2-Southern Conference Tournament, Greenville, SC</i></p>	<p>N30 Pace W 54-51 D2 Haverford W 69-55 D5 George Washington L 50-61 D7 at The Citadel W 82-73 D11 at Virginia L 51-73 D14 Wagner W 77-65 D17 Davidson W 76-75 D21 Wake Forest W 59-58 D30 Columbia W 75-63 J4 Old Dominion L 55-61 J18 at East Carolina L 62-66 J20 St. Mary's W 91-44 J22 at VMI L 69-71 J25 at Furman L 58-75 J28 Virginia Tech W 76-69 F1 at Pittsburgh L 60-70 F3 The Citadel W 81-55 F6 at Richmond L 75-84 F8 at Appalachian State W 69-59 F10 Baltimore W 67-52 F12 at Virginia Tech L 75-101 F15 East Carolina L 66-68 F19 VMI W 67-66 F22 Richmond W 72-60 F26 at Rutgers L 70-88 Davidson¹ W 78-64 M5 vs. East Carolina² W 69-66 M6 at Furman² L 55-66</p> <p><i>1-Southern Conference Tournament, Williamsburg, VA; 2-Southern Conference Tournament, Greenville, SC</i></p>	<p>F16 #19 VMI W 86-84 F19 Richmond L 77-78 F21 at Old Dominion L 68-82 F26 East Carolina² L 76-79</p> <p><i>1-Rainbow Classic, Honolulu, HI (Neil S. Blaisdell Center); 2-Southern Conference Tournament, Williamsburg, VA</i></p> <p>1977-78 Record: 16-10</p> <p>N25 vs. VA Comm.¹ W 55-54 N26 vs. St. Joseph's¹ L 60-69 N28 Christopher Newport W 86-68 N30 West Virginia W 72-61 D3 Radford W 85-56 D7 #2 North Carolina W 78-75 D9 vs. Cal. St. Fullerton² W 67-62 D10 vs. Montana² W 61-60 D28 at Stetson³ W 61-60 D29 vs. Rollins³ W 79-66 J7 East Carolina L 56-58 J10 at Rutgers L 71-79 J14 Richmond W 75-43 J17 at East Carolina W 77-76 J21 American L 67-73 J25 at Davidson W 65-56 J28 at Old Dominion L 63-64 F1 VA Commonwealth L 62-73 F4 George Mason W 94-73 F7 at Navy W 70-62 F11 James Madison L 66-68 F15 VMI L 59-60 F18 at Richmond W 59-48 F20 #17 Virginia L 49-62 F22 at South Carolina L 54-67 F25 Old Dominion W 75-64</p> <p><i>1-Spider Classic, Richmond, VA (Robins Center); 2-at Cougar Classic, Provo, UT (Marriott Center); 3-Tangerine Bowl</i></p>	<p>N29 Pace W 85-64 D1 Christopher Newport W 86-56 D3 at VA Commonwealth L 58-77 D6 #7 Virginia L 68-88 D20 NC Wesleyan W 88-63 J3 at #9 Maryland L 64-69 J6 Millersville W 76-52 J10 at Virginia Tech W 51-43 J14 at Richmond W 44-42 J17 James Madison W 44-42 J19 at Catholic W 36-29 J21 Virginia Tech W 48-46 (3ot) J24 at Old Dominion L 51-76 J26 at George Mason W 64-45 J28 at Temple¹ L 68-80 J31 Navy W 71-60 F21 at American L 54-69 F4 at VMI W 75-63 F7 at James Madison L 60-72 F11 Richmond L 51-53 F14 South Carolina W 77-68 F18 #13 North Carolina L 55-81 F21 Old Dominion L 59-60 F24 VA Commonwealth L 67-68 (ot) F26 St. Mary's W 105-69 F28 George Mason W 68-53 Robert Morris² W 73-50 M6 vs. James Madison³ L 42-44</p> <p><i>1-The Palestra; 2-ECAC South Tournament, Williamsburg, VA (William and Mary Hall); 3-ECAC South Tournament, Hampton, VA</i></p>
<p>1972-73 Record: 10-17 SC: 5-6, 5th place</p> <p>N25 at Furman L 90-112 N27 Jacksonville L 94-103 D2 at Duke L 74-98 D6 Wake Forest L 71-86 D9 at The Citadel L 73-82 D11 at Appalachian State W 73-71 D13 Virginia Tech L 77-98 D16 at Virginia L 80-90 D18 Georgia Tech W 63-60 D27 at Lehigh W 77-66 D28 at CC of New York W 69-53 J3 Davidson L 88-102 J6 Richmond L 58-65 J20 at East Carolina L 68-73 J25 at Wake Forest L 79-93 J27 at Cincinnati L 68-110 J29 at Virginia Tech L 92-127 J31 VMI W 77-59 F3 at Pittsburgh L 62-83 F6 The Citadel W 83-74 F10 at Rutgers L 78-97 F15 West Virginia W 69-66</p>	<p>N29 Appalachian State W 68-48 D1 Eastern Connecticut W 75-55 D4 at Geo. Washington L 69-75 D6 The Citadel W 70-61 D9 at Wake Forest L 69-82 D11 Dickenson W 61-56 J3 Wagner W 80-52 J5 at Iona L 64-67 (ot) J6 at Princeton L 43-64 J10 Washington Coll. W 105-60 J13 at Old Dominion L 73-77 J17 East Carolina W 65-58 J19 Virginia L 60-80 J21 at #20 VMI L 78-84 J24 Furman W 80-68 J28 at Virginia Tech L 79-105 J31 Richmond L 72-80</p>	<p>N25 Delaware Valley W 86-64 N27 Christopher Newport W 66-54 N29 at West Virginia W 39-45 D2 East Carolina W 60-54 D9 at Virginia Tech L 59-84 D29 at VA Comm.¹ L 43-60 D30 vs. Richmond¹ L 62-64 J3 Muhlenberg W 80-64 J6 James Madison L 55-56 J10 at Virginia L 56-95 J13 at Richmond L 72-83</p>	<p>M6 vs. James Madison³ L 42-44</p> <p><i>1-The Palestra; 2-ECAC South Tournament, Williamsburg, VA (William and Mary Hall); 3-ECAC South Tournament, Hampton, VA</i></p> <p>1981-82 Record: 16-12</p> <p>N27 Elizabethtown W 101-54 N30 Christopher Newport W 71-32 D2 VMI W 84-57 D5 at Virginia Tech L 60-76 D19 NC Wesleyan W 69-45 D29 vs. Auburn¹ W 58-48 D30 vs. Davidson¹ W 46-44 J4 at #1 North Carolina L 40-64 J6 at East Carolina L 58-61</p>
<p>72 • 2003-04 William and Mary Men's Basketball</p>			

Year-by-Year Results

J16 • James Madison	L	72-90	D30 vs. Air Force ¹	W	64-60	N24 at Wake Forest	L	57-75	2001-02		
J20 • at Richmond	L	53-54	J4 • VA Commonwealth	L	47-70	N28 at Hampton	W	83-62	Record: 10-19		
J23 • UNC Wilmington	W	67-63	J6 • at James Madison	W	96-71	N30 at UNC Greensboro	W	68-55	CAA: 7-11, 6th place (tie)		
J25 #15 Virginia	L	84-93 (ot)	J10 • at Richmond	L	79-78	D2 at The Citadel	L	59-62 (ot)	N16 at Texas Tech ¹	L	55-75
J27 • at East Carolina	W	81-65	J13 • American	L	80-91	D5 • Richmond	W	56-55	N17 vs. Northern Iowa ¹	L	55-76
J30 • Old Dominion	L	80-81	J15 Navy	W	69-48	D21 vs. Santa Clara ¹	L	58-70	N20 at High Point	L	57-63
F1 at Virginia Tech	L	66-70	J17 VMI	W	90-49	D22 vs. Elon ¹	W	101-69	N24 at Char. Southern	W	71-60
F3 at VMI	W	77-67	J20 • at UNC Wilmington	L	54-67	D28 UNC Greensboro	W	79-74	N26 at The Citadel	L	62-67
F6 • American	L	77-82	J24 • at George Mason	L	92-95	J2 • at George Mason	L	67-78	N28 Washington & Lee	W	70-55
F10 • at George Mason	W	82-78	J27 • Old Dominion	L	82-86	J7 • UNC Wilmington	L	64-72	N30 at Purdue ²	L	58-75
F13 • at James Madison	L	66-99	J29 • East Carolina	L	65-71	J13 • at American	L	64-75	D2 vs. Akron ²	W	74-62
F20 • at UNC Wilmington	W	103-85	J31 • James Madison	W	68-51	J27 • East Carolina	W	69-66	D27 at #6 Maryland	L	75-103
F22 • Richmond	W	66-63	F3 • Richmond	W	81-64	J20 • at James Madison	L	59-75	J3 • at George Mason	L	71-80
F24 • East Carolina	L	53-74	F7 • at VA Commonwealth	L	68-83	J23 • Old Dominion	L	50-65	J5 • Delaware	W	59-53
F27 • at Old Dominion	L	80-90	F10 • at American	L	66-100	J25 • at VA Comm.	L	69-88	J7 • Drexel	L	56-58
M6 American ²	L	72-78	F14 • at East Carolina	L	78-88	J27 • American	L	65-69	J12 • VA Commonwealth	W	92-81
<i>1-Lobo Invitational, Albuquerque, NM (The Pit); 2-CAA Tournament, Richmond, VA (Richmond Coliseum)</i>			F17 • UNC Wilmington	W	63-46	J30 • at East Carolina	L	56-61	J16 • UNC Wilmington	L	56-58
1993-94			F21 • at Old Dominion	L	86-91	F3 • at UNC Wilmington	L	48-56	J19 • at Hofstra	L	59-68
Record: 4-23			F26 • George Mason	W	96-92	F6 • VA Commonwealth	L	67-83	J23 • James Madison	W	77-59
CAA: 2-12, 8th place			M2 vs. UNC Wilmington ²	L	55-63	F10 • George Mason	L	70-82	J26 • at Old Dominion	L	52-68
N29 Loyola	L	84-97	<i>1-MVP Classic, Toledo, OH; 2-CAA Tournament, Richmond, VA (Richmond Coliseum)</i>			F13 • at Old Dominion	L	48-70	J30 • at Drexel	L	61-78
D1 at #12 Virginia	L	71-84	1996-97			F17 • James Madison	W	67-61	F2 • Towson	W	62-45
D4 at The Citadel	L	73-78	Record: 12-16			F20 • at Richmond	L	65-82	F4 • at James Madison	W	63-58
D21 UNC Greensboro	L	82-93	CAA: 8-8, 5th place (tie)			F25 vs. American ²	L	61-67	F6 Hampton	L	59-64
D27 vs. Samford ¹	L	67-78	N23 UNC Greensboro	W	69-57	<i>1-Stanford Invitational, Stanford, CA; 2-CAA Tournament, Richmond, VA (Richmond Coliseum)</i>			F9 • at Towson	L	58-61
D28 vs. New Hampshire ¹	W	88-75	N25 at Hampton	W	67-63	1999-00			F13 • at UNC Wilmington	L	58-66
J3 Navy	L	62-68	N27 at Stetson	L	68-73	Record: 11-17			F16 • Hofstra	W	61-57
J5 at Holy Cross	L	74-80	N30 The Citadel	L	71-78	CAA: 6-10, 6th place (tie)			F18 • George Mason	W	54-51
J10 at Campbell ²	L	50-71	D2 Catholic	W	78-59	N20 Washington College	W	92-39	F20 • at Delaware	L	72-82
J12 • at James Madison	L	75-89	D4 #25 Virginia	L	64-75	N22 Virginia Tech	L	57-59	F23 • Old Dominion	L	53-81
J15 • UNC Wilmington	L	57-61	D27 at Arizona State ¹	L	57-74	N26 at Hawaii ¹	L	63-89	F25 • at VA Comm.	L	60-68
J17 • at Richmond	L	63-85	D28 vs. AL-Birmingham ¹	L	55-57	N28 vs. Oral Roberts ¹	W	82-76 (ot)	M1 vs. James Madison ³	L	67-78
J19 • East Carolina	W	86-82	J2 • at East Carolina	L	58-77	D1 at UNC Wilmington	L	66-79	<i>1-Red Raider Classic, Lubbock, TX (United Spirit Arena); 2-Boilermaker Invitational, West Lafayette, IN (Mackey Arena); 3-CAA Tournament, Richmond, VA (Richmond Coliseum)</i>		
J22 Virginia Tech	L	79-95	J4 • James Madison	W	64-61	D4 Hampton	W	67-65	2002-03		
J24 • at American	L	84-89	J9 at Virginia Tech	L	46-71	D20 Wofford	W	80-65	Record: 12-16		
J26 • George Mason	L	76-83	J11 • at Richmond	L	72-82	D22 Campbell	W	89-70	CAA: 7-11, 8th place		
J30 at Loyola	L	81-94	J13 at Navy	L	63-74	D29 at Vanderbilt	L	60-81	N22 Fordham	L	76-79
F2 • at Old Dominion	L	72-105	J16 • UNC Wilmington	L	53-56	J2 at #9 Duke	L	55-96	N24 Radford	L	63-64
F5 • Richmond	L	73-105	J20 • VA Commonwealth	W	69-61	J5 • George Mason	W	85-82 (ot)	N26 at Liberty	L	61-62
F7 • James Madison	L	85-89	J22 • at Old Dominion	W	61-55	J8 • at East Carolina	L	62-83	N30 at East Carolina	L	51-66
F9 VMI	W	79-68	J25 • at George Mason	L	67-70	J10 at Winthrop	L	64-71	D7 Virginia Tech	W	60-52
F12 • at UNC Wilmington	W	77-70	J29 • at UNC Wilmington	L	63-65	J12 • at VA Comm.	W	73-65	D22 Morgan State	W	73-66
F14 • at East Carolina	L	63-80	F1 • at VA Comm.	L	50-77	J15 • at Richmond	L	64-77	D30 at Campbell	W	82-80
F19 • American	L	57-65	F5 • Old Dominion	W	80-52	J19 • James Madison	L	71-76	J4 • Towson	W	72-66
F23 • at George Mason	L	78-85	F8 • Richmond	W	57-50	J22 • Old Dominion	L	60-74	J8 • Delaware	W	74-55
F26 • Old Dominion	L	70-94	F10 • American	W	64-55	J29 • at George Mason	L	61-73	J1 • at Old Dominion	L	64-76
M5 Old Dominion ³	L	58-83	F15 • George Mason	W	89-85	J31 at Navy	L	72-80	J15 • at Drexel	L	51-67
<i>1-Shootout Spokane, Spokane, WA; 2-Fayetteville, NC (Cumberland County Civic Center); 3-CAA Tournament, Richmond, VA (Richmond Coliseum)</i>			F19 • at James Madison	W	82-74	F5 • VA Commonwealth	W	85-56	J18 • VA Commonwealth	W	88-83 (2ot)
1994-95			F22 • at American	L	67-85	F7 • at American	L	62-77	J22 • Hofstra	L	51-66
Record: 8-19			F24 • East Carolina	L	58-59	F9 • East Carolina	W	65-55	J25 • at George Mason	L	58-67
CAA: 6-8, 6th place			F28 at VA Comm. ²	W	77-63	F12 • at Old Dominion	L	62-71	J29 • at James Madison	W	61-59
N26 at Loyola	L	76-79	M1 vs. Old Dominion ²	L	62-70	F17 • at James Madison	L	64-70	F1 • at Delaware	L	57-91
N29 The Citadel	L	64-66	<i>1-Arizona State Tournament; 2-CAA Tournament, Richmond, VA (Richmond Coliseum)</i>			F19 • Richmond	L	60-71	F3 at Hampton	W	64-62
D1 at UNC Greensboro	L	71-84	1997-98			F23 • UNC Wilmington	W	58-53	F5 • Old Dominion	W	69-53
D3 at Virginia Tech	L	53-77	Record: 20-7			F26 • American	W	70-60	F8 at Hofstra	W	79-69
D20 at New Orleans ¹	L	61-72	CAA: 13-3, 1st place (tie)			M3 vs. James Madison ²	L	73-84	F12 • at Towson	W	59-52
D21 vs. Bradley ¹	L	68-79	N15 Stetson	W	72-51	<i>1-United Airlines Tip-Off Tournament, Honolulu, HI (Stan Sherriff Center); 2-CAA Tournament, Richmond, VA (Richmond Coliseum)</i>			F15 • George Mason	L	43-60
J3 at Navy	L	70-86	N19 at Virginia	L	45-49	2000-01			F19 • at VA Comm.	L	73-93
J7 Siena	W	72-52	N26 Virginia Tech	L	64-66	Record: 11-17			F22 • Drexel	L	62-78
J9 • East Carolina	W	80-73	N29 at UNC Greensboro	W	68-55	CAA: 7-9, 5th place (tie)			F24 • UNC Wilmington	L	48-72
J11 at NC State	L	64-80	D1 Hampton	W	69-54	N17 High Point	W	87-62	M1 • James Madison	W	75-72
J14 • at American	W	70-69	D3 at Furman	W	80-57	N20 at Virginia Tech	W	48-46	M3 • at UNC Wilmington	L	49-60
J18 • at George Mason	W	85-82	D28 at Wichita State ¹	L	74-76 (ot)	N25 Winthrop	L	54-65	M7 vs. Hofstra ¹	L	64-74
J21 • Old Dominion	L	73-83	D29 vs. Texas Southern ¹	W	83-76	N29 at Wofford	L	63-67	<i>1-CAA Tournament, Richmond, VA (Richmond Coliseum)</i>		
J24 • at Richmond	W	75-71	J3 • VA Commonwealth	W	67-53	D2 The Citadel	W	65-62			
J26 at VMI	W	95-86	J7 • American	W	69-56	D6 • UNC Wilmington	W	74-54			
J28 • at James Madison	L	62-73	J10 • at East Carolina	W	72-63	D9 • at American	L	50-54			
F1 • UNC Wilmington	L	47-66	J12 Navy	W	83-68	D22 Navy	L	69-85			
F4 • Richmond	L	64-66	J14 • at James Madison	W	89-60	D29 at New Mexico ¹	L	60-68			
F8 • James Madison	L	67-73	J17 Centenary	W	78-48	D30 vs. Davidson ¹	L	70-75			
F11 UNLV	L	74-83	J19 • at Richmond	L	59-70	J3 • at East Carolina	L	64-82			
F15 • American	W	86-82	J21 • George Mason	W	84-66	J6 at Fordham	L	58-70			
F18 • at East Carolina	L	53-85	J24 • Old Dominion	W	69-53	J10 • at Old Dominion	L	54-74			
F20 • at UNC Wilmington	L	57-64	J28 • at UNC Wilmington	L	56-58	J13 • VA Commonwealth	W	65-63			
F22 Holy Cross	L	87-92	J31 • at American	L	56-61	J15 at Hampton	L	63-71			
F25 • at Old Dominion	L	55-60	F3 • at Old Dominion	W	68-58	J17 • George Mason	L	64-73			
F27 • George Mason	W	116-94	F7 • Richmond	W	73-70	J20 • at Richmond	W	60-57			
M4 vs. James Madison ²	L	50-73	F11 • James Madison	W	53-52	J24 • James Madison	W	71-58			
<i>1-UNO Classic, New Orleans, LA; 2-CAA Tournament, Richmond, VA (Richmond Coliseum)</i>			F14 • UNC Wilmington	W	64-61	J27 • at UNC Wilmington	L	50-63			
1995-96			F16 • at George Mason	W	81-80 (ot)	J31 • American	W	51-42			
Record: 10-16			F18 • East Carolina	W	74-69	F3 • Richmond	L	49-57			
CAA: 6-10, 6th place (tie)			F23 • at VA Comm.	W	72-67	F8 • at VA Commonwealth	L	59-70			
N25 Loyola	L	72-76	F27 vs. American ²	L	66-71	F10 • at George Mason	L	62-84			
N27 at #15 Virginia	L	58-87	<i>1-Cessna Classic, Wichita, KS; 2-CAA Tournament, Richmond, VA (Richmond Coliseum)</i>			F12 • at Campbell	W	64-61			
N29 Marymount	W	100-67	1998-99			F17 • Old Dominion	W	72-62			
D2 #22 Virginia Tech	L	66-71	Record: 8-19			F21 • at James Madison	L	56-67			
D20 Hampton	L	76-84	CAA: 3-13, 8th place			F24 • East Carolina	W	63-60			
D29 at Toledo ¹	L	72-76	N14 at Virginia Tech	L	50-59	M3 vs. Old Dominion ²	L	47-53 (ot)			
			N17 Furman	L	67-79	<i>1-Lobo Invitational, Albuquerque, NM (The Pit); 2-CAA Tournament, Richmond, VA (Richmond Coliseum)</i>					
			N21 Albright	W	78-49						

Tribe Athletics

**"Exercise and recreation ... are as necessary as reading;
I will say rather more necessary, because health is worth more than learning.
A strong body makes the mind strong."
—Thomas Jefferson, W&M Class of 1764**

Few colleges in America can boast of the combination of athletic and academic excellence that is found at the College of William and Mary. Each year, more than 500 Tribe student-athletes, competing on 23 Division I teams, prove that it is possible to simultaneously excel at the highest levels of athletics and academics.

Athletic Excellence

The 2002-03 season was one of the best in W&M history, as the Tribe had a school-record 10 teams compete in the NCAA Tournament. Four teams won conference championships, while six teams ended the season nationally ranked in the top-25. Each year the goal of the athletics department is to finish in the top-100 nationally in the NACDA Directors' Cup standings and this season W&M far exceeded that standard, ending the 2002-03 campaign ranked 58th. It marked the eighth time in the last 10 years that the Tribe finished in the top-four in Virginia and first or second in the Colonial Athletic Association.



William and Mary fields Division I teams for both men and women in basketball, cross country, golf, gymnastics, soccer, swimming and diving, tennis, and indoor and outdoor track and field. There are also field hockey, lacrosse and volleyball squads for women of the College, while there are two additional sports (baseball and football) for men.

Overall, the College has proven dominant in the CAA, leading the league with 70 conference titles, 22 more than the next closest school. In recent years, it has become typical for W&M to win at least five conference championships and send seven or more teams to the NCAA Tournament each season.

Academic Success

The Tribe's athletic accomplishments do not come at the expense of its students' academic responsibilities. In the 2002-03 season, W&M student-athletes, who make up close to 10% of the entire student body, compiled a 3.03 grade point average.

In 2002-03 the CAA began a Scholar-Athlete of the Year award for each of the league's 21 sports. Not surprisingly, W&M set the pace with five athletes winning the honor—Tara Flint (women's soccer), Ali Henderson (women's cross country), Adam Hess (men's basketball), Chris Parsons (men's track and field) and Ann Schnell (women's golf)—more than any other school.

2001 graduate **Jim Moran** is currently playing professional basketball in Spain. He ended his career with 1,324 points, 11th-most in William and Mary history.

William and Mary - A College of Champions

NCAA Championships (2)
Men's Tennis (2) 1947, 1948

CAA Championships (70)
Baseball (1) 2001

Men's Cross Country (10) 1990, 1991, 1993, 1994, 1995, 1996, 1997, 2000, 2001, 2002

Women's Cross Country (10) 1987, 1988, 1990, 1991, 1992, 1993, 1994, 1996, 1997, 1998

Men's Golf (1) 1985

Women's Lacrosse (1) 1992

Men's Soccer (6) 1983, 1987, 1995, 1996, 1999, 2000

Women's Soccer (8) 1993, 1994, 1996, 1997, 1998, 1999, 2000, 2001

Men's Tennis (2) 1988, 1990

Women's Tennis (16) 1986, 1987, 1988, 1989, 1990, 1991, 1992, 1993, 1994, 1995, 1996, 1997, 1998, 1999, 2000, 2002

Men's Track and Field (3) 1992, 1993, 2003
Women's Track and Field (4) 1999, 2001, 2002, 2003

Volleyball (8) 1985, 1986, 1987, 1988, 1989, 1990, 1991, 2001

**Atlantic 10 Football
Championships (2)**
1996, 2001

ECAC Championships (6)

Men's Gymnastics (2) 1992, 1994

Women's Gymnastics (4) 1999, 2001, 2002, 2003

**Southern Conference
Championships (48)**

Men's Cross Country (15) 1955, 1956, 1957, 1963, 1964, 1966, 1967, 1968, 1969, 1970, 1971, 1972, 1973, 1974, 1975

Football (4) 1942, 1947, 1966, 1970

Men's Soccer (1) 1976

Men's Indoor Track and Field (11) 1957, 1966, 1967, 1968, 1969, 1970, 1971, 1972, 1973, 1974, 1975

Men's Outdoor Track and Field (12) 1957, 1958, 1966, 1967, 1968, 1969, 1970, 1971, 1972, 1973, 1974, 1975

Wrestling (5) 1968, 1969, 1970, 1971, 1977

William and Mary

The College of William and Mary - The Best Small Public University in the United States

For more than 300 years, William and Mary has been a symbol of academic distinction in America. Now, in its fourth century, the College is prepared to educate the leaders of the 21st century.

The College of William and Mary was founded in 1693 by King William III and Queen Mary II of England. Four Presidents of the United States received their education at the College - George Washington, Thomas Jefferson, James Monroe and John Tyler. The current chancellor of the College is former Secretary of State Henry Kissinger, and he took over the post from former British Prime Minister Margaret Thatcher.

William and Mary was the first college to institute an honor code of conduct. The premier academic society, Phi Beta Kappa, was founded by William and Mary students in 1776. The Society of the Alumni, founded in 1842, is the sixth oldest alumni group in the nation. Now the College is designated as a "Public Ivy", and ranks 15th among the best regional business schools.



The Wren Building is the oldest one in the United States in which classes are still taught.



Lake Matoaka provides an on-campus field laboratory and recreational activities, and includes an amphitheatre to host concerts.

Did You Know?

- W&M is the best small public university in the nation, according to an analysis by *U.S. News and World Report*.
- W&M ranked sixth among all public universities in the analysis.
- W&M ranked 31st overall among the nation's best universities.
- The average freshman retention rate is 96 percent.
- The College's student/faculty ratio is 12/1.
- Over 46 percent of the classes at W&M have less than 20 students.
- The maximum enrollment for freshman seminars is 17 students.
- W&M ranked 17th in graduation rates for national universities.
- Over 20,000 internships are posted on the school's web site.
- 10,400 high school students applied for 1,300 spots in the freshman class for the 2003-04 school year.
- More W&M graduates go on to earn doctorates than any other university in the state of Virginia.
- Over 83 percent of freshmen at W&M were in the top 10 percent of their high school graduating class.

In addition to the historic Williamsburg setting of the College, there are many other attractions offered within a reasonable driving distance from campus. W&M is located within three hours of Washington, D.C. Whether you like surfing at Virginia Beach (one hour away) or skiing at Massanutten (less than three hours away), there is something for everyone in the W&M vicinity.

Amusement Parks

Busch Gardens (Williamsburg, 10 min.)
Water Country (Williamsburg, 10 min.)
Kings Dominion (Ashland, 45 min.)
Ocean Breeze (Virginia Beach, 60 min.)

You can watch the sunrise at Virginia Beach (below) or watch your life pass before your eyes on one of the thrilling roller coasters at Busch Gardens (right).



Sports/Concerts

Norfolk Scope (Norfolk, 45 min.)
Chrysler Hall (Norfolk, 45 min.)
Harbor Park (Norfolk, 45 min.)
Verizon Wireless Amphitheatre (Virginia Beach, 60 min.)
Hampton Coliseum (Hampton, 30 min.)
Richmond Coliseum (Richmond, 45 min.)
Richmond International Raceway (Richmond, 45 min.)
The Diamond (Richmond, 45 min.)

W&M Administration



Timothy J. Sullivan
President

Timothy J. Sullivan first came to the College of William and Mary as a freshman in 1962. He left four years later with a bachelor's degree in government, a Phi Beta Kappa key and membership in Omicron Delta Kappa.

Sullivan was elected president of the College on April 9, 1992 by the Board of Visitors and was sworn in as president on June 1, just eight months before the College began its 300th anniversary celebration.

Sullivan's life has been intimately linked with William and

Mary. His wife, Anne Doubet Klare, was a fellow member of the class of 1966. Like other William and Mary alumni, they were married in the chapel of the Sir Christopher Wren Building.

After receiving a law degree from Harvard University in 1969, Sullivan went on to serve in the Army Signal Corps in Vietnam, where he received the Army Commendation Medal, First Oak Leaf Cluster and Bronze Star.

Sullivan came back to William and Mary in 1972 as an assistant professor at the Marshall-Wythe School of Law where he specialized in teaching contract law. He rose quickly, becoming an associate law professor in 1974, then full professor and associate dean in 1977.

In 1981 and 1982, he was visiting law professor at the University of Virginia School of Law. He served for nearly three years as executive assistant for policy for then-Governor Charles S. Robb. Sullivan returned to Marshall-Wythe in 1984, as the John Stewart Bryan Professor of Jurisprudence. He became dean of the law school in July 1985. He is

a member of the Virginia State Bar and the Ohio State Bar and a Fellow of the Virginia Bar Foundation and the American Bar Foundation, and he currently serves on the Board of Directors of the American Arbitration Association.

Sullivan was given the Freedom of the Drapers' Company in London in November 1992. In April 1993 he received an LLD (hon.) from the University of Aberdeen. He received the Outstanding Virginian Award from the Virginia 4-H Foundation in 1999.

Active in public service, Sullivan has been executive director of the Governor's Commission on Virginia's Future, counsel for the Commission on the Future of the Virginia Judicial System, a member of the Virginia Board of Education and the Governor's Task Force on Substance Abuse and Sexual Assault on Campus. In addition, he was appointed by Governor L. Douglas Wilder as chair of the Governor's Task Force on Intercollegiate and Interscholastic Athletics. President Sullivan served as chair of the Council of Presidents for 1998 and 1999.



Henry A. Kissinger
Chancellor

Soldier, statesman, academician, author, peacemaker Henry A. Kissinger was installed February 10, 2001, as the 22nd Chancellor of the College of William and Mary. The former U.S. Secretary of State and Nobel Peace Prize winner also delivered the Charter Day address. Mr. Kissinger, who succeeded Margaret, The Lady Thatcher, as chancellor was selected by the Board of Visitors to a seven-year term that began July 1, 2000. Mr. Kissinger will officiate at ceremonies such as the spring commencement and future Charter Day celebrations, which commemorate the College's found-

ing in 1693. He will also help the College extend its international reach by guiding the establishment of relationships with institutions and people around the globe.

This year's Charter Day fell on the 309th anniversary of the granting of the Royal Charter by Their Majesties King William III and Queen Mary II. The charter established the position of chancellor, stating that the role should go to "one eminent and discreet person," who would serve as the College's representative to the English crown. During the pre-Revolutionary war era, either the Bishop of London or the Archbishop of Canterbury held the position. The first American chancellor was George Washington, who served from 1788 until his death in 1799.

Born in 1923 in Furth, Germany, Mr. Kissinger immigrated to the United States in 1938 to escape Nazi persecution. After studying accounting at the City College of New York, he served in the U.S. Army and the military government of the defeated Germany after World War II. He received his Ph.D. in government from Harvard University in 1954, where he taught as a member of the

faculty until 1969.

During the terms of Presidents Dwight D. Eisenhower, John F. Kennedy and Lyndon B. Johnson, Mr. Kissinger was a national security consultant to several U.S. agencies and commissions. In 1969, President Richard M. Nixon appointed him Assistant for National Security Affairs, and subsequently head of the National Security Council and Secretary of State, a post he held throughout the Ford administration.

During his time with the government, Mr. Kissinger led efforts to establish detente with the former Soviet Union, opened the People's Republic of China to the outside world for the first time since Mao Tse Tung came to power in 1949, helped limit the spread of nuclear weapons, helped resolve some of the differences between the Arabs and Israelis, and played a vital role in bringing an end to the war in Vietnam.

For his efforts to end the war in Vietnam, Mr. Kissinger and his North Vietnamese counterpart, Le Duc Tho, were awarded the Nobel Peace Prize in 1973. Today Kissinger is an international consultant and author.

2003-04 Board of Visitors

Susan A. Magill '72 - Rector
Alexandria, VA

Hunter B. Andrews '42
L.L.D. '93
Hampton, VA

William P. Barr
McLean, VA

Thomas E. Capps
Richmond, VA

J. Peter Clements, M.B.A. '82
Carson, VA

Lawrence S. Eagleburger
D.P.S. '01
Charlottesville, VA

John W. Gerdelman '75
McLean, VA

Sarah I. Gore '56
Newark, DE

Paul C. Jost '76, J.D. '88
Williamsburg, VA

Suzann W. Matthews '71
McLean, VA

Jeffrey L. McWaters
Virginia Beach, VA

Joseph J. Plumeri II '66
Scotch Plains, NJ

Anita O. Poston, J.D. '74
Norfolk, VA

Michael K. Powell '85
D.P.S. '02
Fairfax Station, VA

L. Clifford Schroeder, Sr.
Richmond, VA

Barbara B. Ukrop '61
Richmond, VA

Henry C. Wolf '64
J.D. '66
Norfolk, VA

2003-04 Student Representatives

Brian R. Cannon
College of William and Mary

George A. Dodge
Richard Bland College

Director of Athletics



Terry Driscoll
Director of Athletics

With a strong personal commitment to the concept of the scholar-athlete and to competitive success, Edward C. "Terry" Driscoll, Jr. enters his seventh year as director of athletics at the College.

"In the athletic world, William and Mary is well recognized for a rare combination of two attributes: its academic strength in the classroom and its competitive strength on the field," said Driscoll. "I look forward to the challenge of continuing the tradition of academic and athletic achievement."

A basketball All-America selection and an Academic All-America honoree at Boston College, Driscoll is an exemplary leader. Since his collegiate days, Driscoll has filled a variety of executive posts in the sporting goods industry, as well as completing an 11-year stint as a player in the National Basketball Association and as a player and coach in the Italian professional basketball league.

Driscoll has supervised the marketing of athletic products in national and international markets, enhanced the television exposure of


a variety of NCAA events (including the Final Four basketball tournament) and organized and directed such internationally recognized events as the World Cup soccer games in Boston and the women's World Volleyball Grand Prix in Hawaii.

The athletic program Driscoll directs fields a total of 23 men's and women's teams which boast strong records in NCAA, Colonial Athletic Association and Atlantic 10 competition. Last year, W&M posted a .571 overall winning percentage with five teams finishing in the nation's top-25 polls. Tribe athletes also earned seven All-America certificates and 16 national academic citations during the year.

Driscoll, who graduated with a Bachelor of Science degree in biology from Boston College in 1969, began his post-graduate career as a first-round draft pick of the Detroit Pistons. Before joining the Pistons, however, Driscoll opted for a year of professional basketball in Italy where he fulfilled his dream of living abroad and learning a second language. He re-joined the Pistons in 1970 and played with the Bullets and Bucks before returning to Italy in the fall of 1975, where he was named Outstanding Foreign Player of the Year. He played three years before an injury forced his retirement in 1978. He then coached his former team to two Italian League Championships before returning to the United States.

Driscoll began his post-playing career as an athletic sales promotion agent in 1980 and quickly moved up the corporate ladder. With the purchase of Bike Athletic by Kazmaier Associates in 1986, KSG Inc. was formed with the objective of becoming the first, and only, national sales agency in the Sporting Goods Industry. Driscoll was named president of KSG Inc. in 1987 and expanded the agency from 24 to 50 states by 1989. With the domestic sales agency in place, Driscoll expanded to international marketing and sales from 1989-93. In early 1990, Driscoll's contribution to a marketing research project for the NCAA was the initial step moving him from product marketing and sales to sports marketing and management. The result of the project was a joint ven-

Terry Driscoll (7) played in the NBA against some of the greatest basketball players in history, including Hall of Famers Wilt Chamberlain (13), Gail Goodrich (25) and Kareem Abdul-Jabbar (33).



Driscoll's Basketball Accomplishments

Boston College High School
1966 *Boston Globe* all-scholastic
BCHS Hall of Fame

Boston College
1967 NCAA Tournament All-East Region Team
1968 Academic All-American
1969 National Invitational Tournament Most Valuable Player
ECAC Co-Player of the Year
Coaches All-American
Gator Bowl Most Valuable Player
Team captain
Scholar-Athlete

Boston College Hall of Fame
Jersey Retired (1/24/99)

Averaged 18.5 points and 13.9 rebounds per game in three-year career. Holds BC records in career rebounds (1,071), career rebounds per game (13.9), season rebounds (498), and rebounds in a single game (31). Twelfth-leading scorer in BC history (1,426), fifth-best career scoring average (18.5), tied for second-most points in a single game (46), 10th-best career free throw percentage (.779)

Professional Basketball

1969 First round draft pick (fourth overall)
1971 Detroit Pistons
1972 Washington Bullets
1973-75 Milwaukee Bucks
1975 Spirit of St. Louis
1976 Outstanding Foreign Player, Virtus Pallacanestro (Italian Professional League)

Coaching Career

Coached Sinudyne to Italian Professional League Championships in 1979 and 1980.

ture between Kazmaier Associates and Host Communication—with Driscoll being named managing director and chief operating officer of NCAA International. Also in 1993-94, Driscoll assisted with the 1994 World Cup Organizing Committee as Venue Executive Director, and his Boston venue was cited for its operational success. In September 1994, Driscoll was again enlisted to launch a new business, Eagle International Group, an event management and services company. As vice president, Driscoll worked with Hawaii Pacific Sports as well as organizing in Honolulu the opening round of the Women's World Volleyball Grand Prix, a five week Pan-Pacific competition.

Driscoll resides in Williamsburg with his wife Susan. The couple has two children, Keith, 28, a 1997 graduate of Holy Cross, and Leslie, 24, a 2001 graduate of William and Mary.



Athletics Administration

Barbara Blosser **Associate Athletics Director**

Barbara Blosser comes into her 12th year as the College's associate athletics director. Blosser started her career at William and Mary as the head women's basketball coach in 1978 and guided the Tribe to a VAIAW crown in her first season with a school-record 16 wins (16-13). Her 1980 Tribe team (11-14) placed third, while the 1981 squad (16-16) was VAIAW runner-up. She was also at the helm during the 1984-85 season when William and Mary made the jump to NCAA Division I. Overall, she finished her coaching career with 115 wins, 84 of which came at William and Mary.



When the College's men's and women's athletic programs merged in May of 1986, she moved to administration, first serving as the Assistant to the Associate Athletics Director. Over the past 16 years, her administrative responsibilities at W&M have included the monitoring of financial aid matters, coordinating the scheduling of athletic facilities, supervision of coaches and staff and, currently, serving as the person primarily responsible for administering the day-to-day operations of the department.

From October 1992 to June 1993 and August 1995 to July 1996, Blosser also served as acting athletics director in an interim capacity. For her efforts, she was named the first recipient of the John Randolph Inspiration Award. Blosser has served on various committees such as the NCAA Strategic Planning Committee and the Colonial Athletic Association Competition Committee.

Blosser began her coaching career at the helm of the women's basketball program at Ashland College in Ohio. During two seasons there, she led the Eagles to successive 15-7 and 16-8 ledgers. Her 1977 squad won the AIAW Region V Championship, while her 1978 team took the OAIWS Small College title.

A former three-sport standout at Ohio State, Blosser graduated Cum Laude in 1975 with a Bachelor of Science degree in physical education. At OSU, she was selected to both Phi Beta Kappa and Mortar Board. She competed in basketball, field hockey and tennis and captained both the basketball and

field hockey squads her senior year. She went on to earn her master's degree from the University of North Carolina Greensboro in 1978. In 1993, she was selected as a member of the first class of women inducted to the Ohio State University Athletic Hall of Fame.

Robb Dunn **Assistant AD, Facilities/Operations**

Robb Dunn is in his second year as the College's assistant athletics director for facilities and operations.

In this position, Dunn is responsible for budgets, maintenance and game-day operations of all Tribe athletic facilities. He oversees a staff of seven full-time employees. In addition to his duties with athletics, Dunn also coordinates all outside events held at William and Mary Hall.




Prior to arriving in Williamsburg, Dunn served as the Facilities and Game Management Supervisor at the University of Michigan. In that capacity, Dunn managed six department facilities, as well as handling game management duties for baseball, basketball and football. Prior to assuming this position, Dunn spent five years at Michigan's Yost Arena, including four years overseeing the consulting portion of the Sport Facilities Research Laboratory. He was also an adjunct lecturer and instructor in Michigan's Sport Management and Urban Planning programs.

A California native, Dunn earned a Bachelor of Arts degree in history from the University of California at Berkeley in 1993. During his undergraduate days, he lettered as a member of the Golden Bears' football program and also worked for Cal's department of intercollegiate athletics and recreational sports. He then went on to earn a master's degree in kinesiology from Michigan in 1994.

Bobby Dwyer **Assistant AD, Development**

Bobby Dwyer, assistant athletics director for development, heads the W&M Athletic Educational Foundation, the department's alumni fund-raising arm. He came on board in October 1985 after holding assistant basketball coaching positions at the U.S. Military Academy and Duke.



Dwyer graduated from Wake Forest in 1974 where he was a member of the varsity basketball team for three years and captained the squad. He received his master's degree in higher education from W&M in 1994. He and his wife Patti have two sons, Patrick (19) and Peter (17), and live in Williamsburg.

Frank Hardymon **Assistant AD, Business Affairs**

Frank Hardymon joined the Tribe staff in October of 1997 as Assistant Athletics Director for Business Affairs. Previously, he managed the athletics budget at Villanova as the Associate Business Manager (1995-97).

In his current role, Hardymon assists in formulating the athletic budget, and working with all head coaches and directors to manage the budget. He also oversees the day-to-day operations of the Athletics Business Office, with the assistance of athletics business managers Andrea Evans and Jon Palumbo.

A University of Kentucky graduate, Hardymon worked in corporate finance for five years. He earned an MBA from DePaul and a MEd from Georgia in Sport Management. Hardymon resides in Williamsburg with his wife Lisa. They have a three-year old daughter, Emma, and a one-year old daughter, Grace.



Athletics Administration

Bill Bryant

Director of Compliance

Bill Bryant enters his sixth year as the College's Director of Compliance. Bryant came to W&M with a diverse and well-rounded background in collegiate administration.

Prior to arriving in Williamsburg, Bryant had spent seven years as the Asst. AD for Student Affairs at the University of Pittsburgh. In that capacity he was responsible for the development of academic programs for student athletes, NCAA compliance and eligibility and served as the academic liaison for the football program.

A 1970 graduate of Cal-Davis, Bryant also served three-year stints in similar positions at Arizona State (1987-90) and Oregon (1984-87), where he also earned his M.S. in Physical Education. Bryant and his wife, JoAnn, are the parents of two children, Christy (25), a graduate of Bowling Green, and Bobby (20), an avid hockey player. Bobby was a member of the SUNY Morrisville ice hockey team that won the Jr. College National Championship last year.

Pete Clawson

Sports Information Director

Pete Clawson enters his ninth year in the W&M Sports Information Office and his fifth as the director. His responsibilities include overseeing the department, while also directly handling all aspects of media relations for the football, lacrosse and men's gymnastics teams.

A 1990 graduate of the University of Pittsburgh, Clawson has assisted in the sports information departments at his alma mater, the University of Florida and Fresno State.

At Florida, Clawson was the primary contact for all electronic media interviews for the Gator football program. In his two years at Fresno State, he was responsible for all interviews and practice coverage for the football team, as well as serving as the media contact for the wrestling and track and field teams.

The Dillsburg, Pennsylvania, native enjoys music, fishing and jogging. He and his wife, Catherine, were married this summer and reside in Williamsburg.

Steve Cole

Director of Sports Medicine

Director of Sports Medicine Steve Cole enters his 21st year at the helm of the William and Mary Sports Medicine program. One who is familiar with the logistics and scope of the sports medicine field on all levels, Cole has a comprehensive knowledge of the broad discipline and all its components.

A certified athletic trainer (NATA) and strength and conditioning specialist (NSCA), Cole graduated from West Virginia in 1976 with a bachelor's degree in physical education and

athletic training. He subsequently earned a master's degree in sports medicine in 1978 from the University of Virginia.

A true fitness buff, Cole is an exemplary model for all the athletes. He is an avid competitor who has participated in a variety of triathlons since 1980, spending countless hours of his spare time in training. Cole resides in Williamsburg with his wife Lonna and four-year old daughter Sydney Janaé.

Deidre Connelly

Sports Psychologist

Sports psychologist Deidre Connelly is entering her 12th year with the William and Mary athletics department. Connelly came to the College from Iowa, where she was a professor and the director of the sport psychology program. She has been published many times and has been invited to speak at numerous conferences and seminars.

Connelly received her undergraduate degree from the University of Bridgeport, and did graduate work at William and Mary. She received her master's and Ph.D. in sports psychology from Virginia.

Nancy Everson

Academic Support Coordinator

The Academic Support Coordinator, Nancy Everson, is a member of the National Association of Academic Advisors for Athletics, the National Academic Advising Association and a graduate of The College of William and Mary with a degree in psychology. With the assistance of interns from the Graduate School of Education, she monitors the academic progress of student-athletes, coordinates the tutorial and study hall programs and serves as a point of referral to campus counseling services as well as the Writing Resource Center, the Oral Communication Studio and Disability Services.

Nancy's biggest asset to the athletic department is her care and concern for student-athletes. She has the ability to direct students to the proper resources and to serve as a liaison between the athletic department and various campus entities. Cooperative arrangements exist within the College's professional staff to provide specialized study skills workshops, freshman orientation sessions and career development seminars to assist student-athletes at all levels in maximizing their potential.

Pete Kresky

Director of Marketing and Promotions

Pete Kresky brings a vast amount of marketing experience into his second year as the Director of Marketing and Promotions for William and Mary's athletics department.

Kresky came to the College from Sarasota, FL, where he was a licensed realtor for Better Business Broker, Inc. Prior to that, Kresky was

a vice president for Metal Supermarkets International, where he worked with marketing, soliciting, developing and securing successful franchises for the company.

Also, Kresky has served as a corporate retail consultant for many companies, including Reebok and the Brooks Athletic Shoe Company. He was also an owner/president of a group of 17 sporting goods stores in the Washington area. He also holds experience in commercial and mortgage banking, where he has spent time as a chief operating officer and commercial loan officer, among others.

Kresky resides in Williamsburg with his wife, Bonnie.

Alycia Libby

Director of Special Events

Alycia Libby joined the Tribe staff last September, filling the role of Director of Special Events. In this capacity she is responsible for such events as the Lord Botetourt Auction, Half Marathon, Hall of Fame Dinner and Athletic Awards Dinner to name a few.

Prior to arriving at William and Mary, Alycia worked for three years in the marketing and special events department of DoubleClick, an internet advertising agency in New York City. A 1997 graduate of Marist College, Alycia worked at Grey Advertising as a copy writer her first two years out of college. Libby resides in Richmond.

Millie West

Director of Special Projects

An integral part of William and Mary athletics for more than 40 years, Millie West began another chapter of her affiliation with the College in 1991 when she retired as Associate Athletics Director and assumed the role of Director of Special Projects. West also served as Women's Athletics Director and coached both tennis and swimming in her tenure.

A highly successful fundraiser, she has been a key in the success of the four BASF Wightman Cup tennis tournaments held at the College, as well as the annual Joseph J. Plumeri/W&M Pro-Am golf tournament which has reaped great benefits for the College.

West coordinated W&M's Indoor Tennis Center Project, which brought the state-of-the-art McCormack-Nagelsen Tennis Center onto the Williamsburg campus. She is also the curator, and 1998 inductee, of the ITA Women's Tennis Hall of Fame at the center.

A 1957 graduate of Georgia College, West received that school's Alumni Achievement Award. West, who was awarded the USTA Educational Merit Award, was inducted into the William and Mary Athletic Hall of Fame. She serves on executive committees for the Virginia Sports Hall of Fame and Williamsburg Community Health Foundation and is a member of the Old Point National Bank Advisory Board.

Tribe Club

Established in 1948 to create support for William and Mary athletics, the Tribe Club is made up of alumni and friends of the College's athletics programs. Due to the fact that W&M receives no aid from the state for its sports programs, the Tribe Club is the sole provider of scholarships and program support for William and Mary's student-athletes.

Whether you are a former Tribe student-athlete, a proud alum or a Tribe parent or fan, you are invited to join the Tribe Club. By joining, you are providing opportunities for many young men and women to experience both academic and athletic excellence here at the College. In addition to the coveted chance to support our student-athletes, the Tribe Club holds many fun and exciting events throughout the year. Members can enjoy tailgates, pregame and postgame events, golf outings and various other Tribe-related functions.

To join, simply make a contribution to the Tribe Club / Athletic Educational Foundation and support the gifted and talented athletes in the Tribe family. As a member of the Tribe Club, you will feel a special sense of satisfaction by helping one of America's truly outstanding groups of student-athletes.



W&M associate director of development, **Brent Schneider** is pictured above with alumni **Mel Wright** (center, Class of 1947) and **Tom Whitmore** (at right, Class of 1949) at an on-campus function.



The Tribe Club family gathers annually at the Joseph Plumeri Pro-Am tournament to raise money for W&M athletics. Pictured at this year's tournament, from left: **Bobby Dwyer**, **Ginger Klapp**, **Jane Bartholomew**, **Herb Klapp**, **Jim Kaplan**, **Jane Kaplan**, and **Mr. and Mrs. Ed Brino**.



PO Box 399
Williamsburg, VA 23187
(757) 221-3350
TribeClub@wm.edu
www.TribeClub.com



Bobby Dwyer
Associate AD,
Development



Brent Schneider
Associate Dir. of
Development



Jean Beall
Administrative
Assistant



Peggy Lukas
Secretary Senior

Student-Athlete Support

Goals

We take pride in the many achievements of William and Mary athletes, both in the classroom and on the playing field. These support services and many others are in place to help each student-athlete achieve their goals. It is our hope that at the completion of their undergraduate career they can reflect upon:

1. An academic experience that prepared them for a successful career.
2. An athletic challenge that brought many rewards.
3. A feeling of loyalty and pride in identifying themselves as a varsity athlete with a degree from The College of William and Mary.

Compliance and Academic Support

As members of the Colonial Athletic Association and NCAA Division I, the College is committed to full compliance with all NCAA and conference regulations. The department has a fulltime Director of Compliance committed to assisting students, staff and coaches through education and monitoring of compliance issues.

All entering students are assigned to a faculty academic advisor assigned by the director of Academic Advising. Students remain with this advisor until their sophomore year at which time they select a faculty advisor in their chosen major.

Within the athletic department, the Academic Support Coordinator is a valuable resource for student-athletes serving in a liaison role with the various student service offices throughout the campus community. The College has offices for Volunteer Services, Career Services, a Writing Resource Center and Oral Communication Studio, to name a few.

The department offers a variety of study, life and career building skills programs, but holds firm to the concept of self-determination—each student must take responsibility for his or her collegiate experience. Our goal is to assure that there is a support system in place to assist students to make positive and informed decisions.



Strength, Speed and Conditioning

Tribe athletics is very proud of the Joseph W. Montgomery Strength Training Center, a 5,000 square foot weight training facility. Under the guidance of the Head and Assistant Strength Coach each sport is provided with a program designed to enhance individual strength and flexibility development specific to the skills and movements required for their sport. Individuals are educated on proper lifting techniques and workouts are monitored to assure safety at all times.

Sports Psychology

The athletic department has on staff a sports psychologist, who holds a Ph.D. in sports psychology. All consultations are confidential and all student-athletes, teams or coaches are welcome regardless of the issues they wish to discuss. Consultation is available for sport psychology education, performance enhancement skills training, strategies for dealing with stress or injury, or for personal issues that may affect

performance. The sports psychology consultant is considered a member of the Counseling Center and refers individuals to the Center when appropriate.



Sports Medicine

The Division of Sports Medicine provides a comprehensive health care program for the department of intercollegiate athletics. The staff consists of a team physician, seven full time certified athletic trainers, two graduate assistant athletic trainers and medical specialists from the local community. The team physician has overall responsibility for supervision of the sports medicine program. Tribe athletes have the luxury of rehabilitating and treating injuries in a state-of-the-art athletic training facility.

The priority for the athletic training staff is to enhance and assure lines of communication and cooperation among its staff, student-athletes, parents, coaches, the Student Health Center and involved medical specialists. Through a team approach to health care the sports medicine program can offer comprehensive health care services to the student-athletes in a caring and cooperative manner.

William and Mary Hall



This year the Tribe enters its 32nd season in William and Mary Hall, home of varsity basketball and all Tribe athletics. On the concourse and lower levels of the

building are coaching and staff offices housing the William and Mary athletic department. The broad-based program offers 23 intercollegiate varsity sports to William and Mary undergraduates.

Total capacity of the arena is about 8,600 for basketball, but by using bleachers in the open end and chairs on the floor, capacity can be expanded to 11,300 for convocations, concerts or theater-in-the-round.

The building features a medical suite, seminar room, a gymnastics workout area and another room for other sports usages. The facility houses 12 locker room areas with adjoining showers. In addition, there is a newly expanded, 5,000 square-foot weight training facility complete with Nautilus and other free-weight equipment.

The Hall, completed in 17 months by the Southeastern Construction Company of Charlotte, North Carolina, opened just in time for the inaugural game between the Tribe and the University of North Carolina Tar Heels. Financed by state revenue bonds, the total cost of the structure was \$5.3 million.

Some of the proudest moments in Tribe basketball featured John Lowenhaupt (#42), Keith Cieplicki (#14), and Chet Giermak (#32) having their jersey numbers retired. In 1990, Jeff Cohen's jersey (#52) was retired posthumously. In 1993, Bill Chambers (#32) was also recognized as a W&M all-time great. Banners signifying those great memories hang in the Hall today.



Other sporting events held here have included the Harlem Globetrotters and the Roller Derby. Fans in the Williamsburg area have seen auto shows, dog shows, Prince Charles, Glenn Close, a Billy Graham crusade, Bette Midler, Billy Joel, speeches by presidential candidates Jimmy Carter and Gerald Ford, the Shakespeare Players, a three-ring circus, and even a Howdy Doody show!

The first concert held was Sly and the Family Stone held in 1971. The largest crowd for a concert was 13,514 for the Police in February 1982. Other performers in the Hall included R.E.M., Sting, the Grateful Dead, Bruce Hornsby, 10,000 Maniacs, Beach Boys, Chicago, Stone Temple Pilots and many more.

Bettie Adams serves as director of William and Mary Hall and Ticket Services. Robb Dunn serves as Assistant Athletic Director for Facilities and Operations in the Hall.



Facilities

The College of William and Mary and its student-athletes take a great deal of pride in the quality of its athletic facilities. Over the last several years, the College has bolstered its lineup of venues to match the success that the Tribe has shown in the athletic arena, which has been unmatched in the Colonial Athletic Association. William and Mary boasts some of the finest athletic arenas in the nation, from its newest venue, Albert-Daly Field, to the oldest, Walter J. Zable Stadium at Cary Field, a campus landmark since 1935. The College is committed to providing the student-athlete the most enjoyable and rewarding atmosphere possible.



- Home of the Tribe's field hockey team
- Made possible by a generous grant from the Anheuser-Busch Corporation
- Playing surface is a unique combination of a poured pad with an AstroTurf playing surface
- Seats over 2,200
- State-of-the-art computerized lighting system and an elevated press box



- New home of the Tribe men's and women's soccer and lacrosse teams, opening in 2004.
- Made possible by a generous grant from the Mr. and Mrs. Jim Ukrop
- Natural grass playing surface
- Named after longtime Tribe soccer coaches Al Albert and John Daly



- Home of the Tribe's tennis teams
- Six indoor courts
- Houses the ITA Women's Tennis Hall of Fame
- Mezzanine and Stadium seating areas
- Built with a gift from W&M graduate Mark McCormack and his wife Betsy Nagelsen
- State-of-the-art lighting system and scoreboard



- Home of Tribe baseball-made possible by a generous grant from Joe Plumeri
- Seating for over 1,000
- Indoor and outdoor batting cages
- Lighting for night games
- Locker room, box seats and concessions




- Home of the Tribe's tennis teams for the outdoor season
- One of the College's newest venues, completed in September, 2001
- Eight individual hard court surfaces
- Features California Corners, a unique design that includes quarter fences that run along the sidelines to allow uninterrupted play
- Stadium seating for approximately 500
- State-of-the-art lighting system to accommodate night matches

- Home of the Tribe's football and track and field teams
- Campus landmark since 1935
- Seating for more than 13,000
- Eight-lane 400 meter track surrounds the field and is home to the prestigious Colonial Relays
- Joseph Montgomery football practice facility is located adjacent to the stadium



- Home of the Tribe's basketball, gymnastics and volleyball teams
- Seats over 8,500
- Three-level building includes 12 locker room areas, a spacious training room, 5,000 square foot weight room and a gymnastics training center
- The concourse and lower levels house administrative and coaching staff offices

Television/Radio Roster




00 Nate Loehrke
C, So., 6-10, 245
Kalamazoo, MI




3 Adam Trumbower
G, Fr., 6-2, 190
Roanoke, VA



10 Nick D'Antoni
G, Jr., 6-0, 185
Myrtle Beach, SC




13 Zeb Cope
F, Sr., 6-8, 245
Hopkins, SC



15 Reid Markham
G, Jr., 6-3, 200
Louisville, KY



21 Hawley Smith
F, Jr., 6-5, 215
Jacksonville, FL




22 Taylor Mokris
G, So., 6-6, 205
Charlotte, NC



34 Adam Hess
F, Sr., 6-7, 220
Grosse Pointe, MI



40 Steve Sorenson
F, So., 6-9, 225
Rocky River, OH



41 Brian Hutt
C/F, RE, 6-9, 237
Denver, CO



45 Corey Cofield
F, Fr., 6-6, 220
Wellesley, MA



Head Coach Tony Shaver
North Carolina (1976)
First Season at W&M

2003-04 William and Mary Basketball Schedule



Junior Reid Markham



Junior Nick D'Antoni

Nov. 11	G.T. Express (Exhibition)	7:00 PM
Nov. 18	Interhoop (Exhibition)	7:00 PM
Nov. 23	LIBERTY	2:00 PM
Nov. 24	at Radford	7:00 PM
Nov. 28	vs. St. Francis (NY) \$	6:00 PM
Nov. 29	vs. George Washington or App. State	6/8:00 PM
Dec. 4	UNC WILMINGTON *	7:00 PM
Dec. 6	at Virginia Commonwealth *	7:00 PM
Dec. 19	HAMPTON	7:00 PM
Dec. 23	at Virginia Tech	7:00 PM
Dec. 30	CAMPBELL	7:00 PM
Jan. 3	at Pittsburgh	4:00 PM
Jan. 5	at Virginia (Comcast)	9:00 PM
Jan. 7	at UNC Wilmington *	7:00 PM
Jan. 10	GEORGE MASON *	7:00 PM
Jan. 14	at Towson *	7:00 PM
Jan. 17	DREXEL *	7:00 PM
Jan. 21	at Delaware *	7:30 PM
Jan. 24	at Hofstra * (Fox Sports NY)	4:00 PM
Jan. 26	OLD DOMINION *	7:00 PM
Jan. 28	at James Madison *	7:00 PM
Jan. 31	at George Mason * (Comcast)	2:00 PM
Feb. 4	JAMES MADISON *	7:00 PM
Feb. 7	at Drexel *	1:00 PM
Feb. 11	DELAWARE *	7:00 PM
Feb. 14	HOFSTRA *	7:00 PM
Feb. 18	TOWSON *	7:00 PM
Feb. 25	at Old Dominion *	7:00 PM
Feb. 28	VIRGINIA COMMONWEALTH *	7:00 PM
Mar. 5	CAA Tournament First Round #	
Mar. 6	CAA Tournament Quarterfinals #	
Mar. 7	CAA Tournament Semifinals # (Comcast)	
Mar. 8	CAA Tournament Championship # (ESPN)	

* Colonial Athletic Association game

\$ Red Auerbach Colonial Classic (Washington, DC)

Richmond Coliseum

Home games in CAPS

All dates and times are subject to change.

Go to www.TribeAthletics.com for the most recent schedule.