

**WILLIAM
& MARY**



Table of Contents

Table of Contents	1
Quick Facts	2
W&M Athletics Directory	2
2004-05 Outlook	
Schedule	3
Roster Information	4
Team Photo	4
Pronunciation Guide	5
Season Outlook	6
Coaching/Support Staff	
Head Coach Tony Shaver	8
Assistant Coach Dee Vick	10
Assistant Coach Ted Jeffries	10
Assistant Coach Chad Warner	11
Director of Operations David Willson	11
Strength and Conditioning Coach John Sauer	12
Athletic Trainer Jon Thompson	13
Secretary Claudette Canady	13
Player Profiles	
Nick D'Antoni	14
Reid Markham	16
Nate Loehrke	18
Taylor Mokris	20
Hawley Smith	22
Corey Cofield	23
Brian Hutt	24
Adam Trumbower	25
Adam Dutton	26
Adam Payton	26
Kyle Carrabine	26
Laimis Kisielius	27
Nathan Mann	27
Edwin Ofori Attah	27
Opponent Information	
Campbell/Delaware/Drexel	28
George Mason/Hampton/Hartford	29
Hofstra/James Madison/Kentucky	30
Longwood/North Carolina/UNC Greensboro	31
UNC Wilmington/Old Dominion/Radford	32
Towson/Virginia Commonwealth/Virginia Tech	33
Yale/CAA Tournament/SID Directory	34
Series Results vs. 2004-05 Opponents	35
Colonial Athletic Association	
CAA Overview	37
2003-04 CAA Standings and Statistics	38
CAA Composite Schedule	41
2003-04 Season Review	
Schedule and Results	42
Individual Honors	42
Season Box Score	43
Game-by-Game Statistics	44
Highs and Lows	45
Points-Rebounds-Assists	46
Box Scores	47
History and Record Book	
Honors and Awards	52
1,000-Point Scorers	54
Retired Numbers	55
NBA Draft Picks	55

W&M Year-by-Year Statistics	56
Opponent Year-by-Year Statistics	57
Annual Statistical Leaders	58
Scoring Records	60
Field Goal Records	62
Three-Point Field Goal Records	63
Free Throw Records	64
Rebounding Records	65
Assist Records	66
Steal Records	67
Blocked Shot Records	68
Participation Records	69
W&M vs. Nationally-Ranked Opponents	70
W&M in Overtime Games	71
W&M in One-Point Games	72
W&M in 100-Point Games	73
William and Mary Hall Records	74
The Kraze Award	75
Series Records	75
Year-by-Year Results	76
All-Time Roster	85

The College of William and Mary

William and Mary	87
Tribe Athletics	88
President Timothy J. Sullivan	89
Chancellor Henry A. Kissinger	89
Director of Athletics Terry Driscoll	90
Senior Executive Associate AD Barb Blosser	91
Associate AD Robb Dunn	91
Associate AD Bobby Dwyer	91
Associate AD Frank Hardymon	91
Athletics Administration	92
Williamsburg and Virginia	93
Student-Athlete Support	94
Tribe Club	95
William and Mary Hall	96
Facilities	97

Media Information

Media Services	98
Media Outlets	99
Tribe Radio Network	99
Television/Radio Roster	100

Credits

The 2004-05 William and Mary Men's Basketball Media Guide is a publication of the William and Mary Sports Information Office. Layout, design and writing by associate sports information director Dan Wakely. Editing by the sports information staff. Photography by Pete Clawson, Lisa Helfert, Lawrence l'Anson, Bob Keroack, Al Owens, Dan Wakely and W&M Publications. Cover designed by Mollie and Bob McClure of Shot in the Dark Studio, Richmond, Virginia. Printing by Colonial Printing of Richmond, Virginia.



Price

The 2004-05 William and Mary Men's Basketball Media Guide can be purchased by the general public for \$10 in person, or \$12 by mail (includes \$2 for postage).

Quick Facts/Directory

Quick Facts

William and Mary

Location..... Williamsburg, Virginia
Founded..... 1693 (second-oldest college in America)
Enrollment..... 5,560
Nickname..... Tribe
Colors (PMS)..... Green (343), Gold (109) and Silver (877c)
Affiliation..... NCAA Division I
Conference..... Colonial Athletic Association
Home Arena (capacity)..... William and Mary Hall (8,600)
President..... Timothy J. Sullivan (William and Mary, 1966)
Chancellor..... Henry A. Kissinger (Harvard, 1950)
Director of Athletics..... Terry Driscoll (Boston College, 1969)
Athletics Department Phone..... (757) 221-3400
Ticket Office Phone..... (757) 221-3340
Mailing Address..... PO Box 399, Williamsburg, VA 23187
Street Address..... One Campus Drive, Williamsburg, VA 23185

Sports Information

Sports Information Director..... Pete Clawson (Pittsburgh, 1990)
Associate SID/Men's Basketball..... Dan Wakely (W&M, 1998)
 Wakely's Office Phone..... (757) 221-3368
 Wakely's Cell Phone..... (757) 208-3076
 Wakely's E-mail Address..... ddwake@wm.edu
Assistant SID..... Chris Poore (Georgia Southern, 1999)
Sports Information Intern..... Paul Ring (William and Mary, 2003)
Assistant to the Director..... Mark Hoskins (James Madison, 2003)
Sports Information Phone..... (757) 221-3344
Sports Information Fax..... (757) 221-3412
Press Row Phone..... (757) 221-3348
Website..... www.TribeAthletics.com

Men's Basketball Information

Head Coach..... Tony Shaver (North Carolina, 1976)
Shaver at William and Mary..... 7-21 (.250) (One season)
Shaver Overall..... 365-142 (.720) (18 seasons)
Shaver E-mail Address..... tlshav@wm.edu
Basketball Office Phone..... (757) 221-3339
Basketball Office Fax..... (757) 221-2989
Assistant Coach..... Dee Vick (Hampden-Sydney, 1994)
Assistant Coach..... Ted Jeffries (Virginia, 1993)
Assistant Coach..... Chad Warner (Georgia, 1998)
Director of Operations..... David Willson (Hampden-Sydney, 2004)
Strength and Conditioning Coach..... John Sauer (Montana, 1984)
Athletics Trainer..... Jon Thompson (Rowan, 1999)

Team Information

2003-04 Record..... 7-21 (.250)
2003-04 CAA Record/Finish..... 4-14 (.222)/Eighth place (tie)
Letterwinners Returning/Lost..... 7/2
Starters Returning/Lost..... 3/2
NCAA Tournament Appearances..... None
NIT Appearances..... One (1983)

W&M Athletics Directory

Mailing Address

PO Box 399
Williamsburg, VA 23187

Overnight Shipping/Street Address

William and Mary Hall
One Campus Drive
Williamsburg, VA 23185

Athletics Website

www.TribeAthletics.com

University Website

www.wm.edu

Important Phone Numbers

(all numbers area code 757)

William and Mary..... 221-4000
Office of Admissions..... 221-4223
Campus Police..... 221-4596
Financial Aid..... 221-2420
Parking Services..... 221-4764
Athletics Department..... 221-3400
Athletics Administration Fax..... 221-2048
Director of Athletics..... 221-3330
Ticket Office..... 221-3340
Men's Basketball..... 221-3339
Basketball Fax..... 221-2989
Sports Information..... 221-3344
 Dan Wakely (Assoc. SID/Men's Basketball)..... 221-3368 (o)
 208-3076 (c)
 Pete Clawson (SID)..... 221-3369
 Chris Poore (Asst. SID)..... 221-3370
 Paul Ring (Intern)..... 221-3344
 Mark Hoskins (Asst. to the SID)..... 221-3344
 Sports Information Fax..... 221-3412
W&M Hall Press Row..... 221-3348
Tribe Club..... 221-3365
Marketing and Promotions..... 221-3353
Facilities and Operations..... 221-3355
Sports Medicine..... 221-3407
Compliance..... 221-7601
Strength Training..... 221-3239
Recreational Sports..... 221-3310



2004-05 Schedule

Day	Date	Opponent	Location	Television	Time
<i>William and Mary Tip-Off Classic</i>					
Fri.	Nov. 19	Yale vs. Radford	WILLIAMSBURG		6:00 PM
Fri.	Nov. 19	HARTFORD	WILLIAMSBURG		8:30 PM
Sat.	Nov. 20	Hartford vs. Radford or Yale	WILLIAMSBURG		6:00 PM
Sat.	Nov. 20	RADFORD or YALE	WILLIAMSBURG		8:30 PM
Tue.	Nov. 23	at Campbell	Buies Creek, NC		7:00 PM
Sun.	Nov. 28	VIRGINIA TECH	WILLIAMSBURG		2:00 PM
Wed.	Dec. 1	LONGWOOD	WILLIAMSBURG		7:00 PM
Sat.	Dec. 4	at Old Dominion *	Norfolk, VA		7:00 PM
Mon.	Dec. 20	at UNC Greensboro	Greensboro, NC		7:00 PM
Wed.	Dec. 22	at Kentucky	Lexington, KY	UKTV (TD)	7:00 PM
Thur.	Dec. 30	HAMPTON	WILLIAMSBURG		8:30 PM
Sun.	Jan. 2	at North Carolina	Chapel Hill, NC	Raycom	1:00 PM
Wed.	Jan. 5	HOFSTRA *	WILLIAMSBURG		7:00 PM
Sat.	Jan. 8	DELAWARE *	WILLIAMSBURG		2:00 PM
Wed.	Jan. 12	at James Madison *	Harrisonburg, VA		7:00 PM
Sat.	Jan. 15	at Drexel *	Philadelphia, PA		4:00 PM
Wed.	Jan. 19	UNC WILMINGTON *	WILLIAMSBURG		7:00 PM
Sat.	Jan. 22	VIRGINIA COMMONWEALTH *	WILLIAMSBURG		7:00 PM
Wed.	Jan. 26	TOWSON *	WILLIAMSBURG		7:00 PM
Sat.	Jan. 29	at George Mason *	Fairfax, VA	CSN, Metro	2:00 PM
Mon.	Jan. 31	at Hofstra *	Hempstead, NY		7:00 PM
Wed.	Feb. 2	DREXEL *	WILLIAMSBURG		7:00 PM
Sat.	Feb. 5	at Delaware *	Newark, DE		7:30 PM
Wed.	Feb. 9	at UNC Wilmington *	Wilmington, NC		7:00 PM
Sat.	Feb. 12	GEORGE MASON *	WILLIAMSBURG		2:00 PM
Wed.	Feb. 16	JAMES MADISON *	WILLIAMSBURG		7:00 PM
Sat.	Feb. 19	OLD DOMINION *	WILLIAMSBURG		7:00 PM
Wed.	Feb. 23	at Virginia Commonwealth *	Richmond, VA		7:30 PM
Sat.	Feb. 26	at Towson *	Towson, MD [®]		4:00 PM

Colonial Athletic Association Tournament

Fri.	Mar. 4	First Round #	Richmond, VA		TBA
Sat.	Mar. 5	Quarterfinals #	Richmond, VA		TBA
Sun.	Mar. 6	Semifinals #	Richmond, VA	CSN, Metro, FSS	3/5:30 PM
Mon.	Mar. 7	Championship #	Richmond, VA	ESPN	7:00 PM

* Colonial Athletic Association game

Colonial Athletic Association Tournament (Richmond Coliseum, Richmond, VA)

UKTV (TD) - Kentucky TV Network (tape delayed)

CSN - Comcast SportsNet Mid-Atlantic and Philadelphia

Metro - Metro Channel (New York)

FSS - Fox SportsNet South (North Carolina only)

All times Eastern and subject to change

Please check the official W&M website: www.TribeAthletics.com, for the most up-to-date schedule

Roster Information

Numerical Roster

No.	Name	Pos.	Cl.	Ht.	Wt.	Hometown	High School
00	Nate Loehrke	C	Jr.	6-10	250	Kalamazoo, MI	Mattawan
1	Edwin Ofori Attah	G	Fr.	6-4	205	Davidson, NC	Statesville Christian
2	Adam Dutton	G	Jr.	6-0	190	Winchester, VA	Handley
3	Adam Trumbower	G	So.	6-3	190	Roanoke, VA	Cave Spring
10	Nick D'Antoni	G	Sr.	6-0	190	Myrtle Beach, SC	Socastee
11	Nathan Mann	G	Fr.	6-2	185	Overland Park, KS	St. Thomas Aquinas
12	Brian Hutt	C/F	So.	6-9	250	Denver, CO	Wheat Ridge
13	Laimis Kisielius	F	Fr.	6-8	210	Vilnius, Lithuania	Miller School (VA)
15	Reid Markham	G	Sr.	6-3	205	Louisville, KY	Trinity
20	Kyle Carrabine	G	Fr.	6-7	185	Naperville, IL	Nequa Valley
21	Hawley Smith	F	Jr.	6-5	215	Jacksonville, FL	The Bolles School
22	Taylor Mokris	G	Jr.	6-6	215	Charlotte, NC	Providence Day
45	Corey Cofield	F	So.	6-5	225	Newton, MA	Roxbury Latin
	* Adam Payton	G	Jr.	6-3	195	Burlington, NJ	The Lawrenceville School

Alphabetical Roster

No.	Name	Pos.	Cl.	Ht.	Wt.	Hometown	High School
20	Kyle Carrabine	G	Fr.	6-7	185	Naperville, IL	Nequa Valley
45	Corey Cofield	F	So.	6-5	225	Newton, MA	Roxbury Latin
10	Nick D'Antoni	G	Sr.	6-0	190	Myrtle Beach, SC	Socastee
2	Adam Dutton	G	Jr.	6-0	190	Winchester, VA	Handley
12	Brian Hutt	C/F	So.	6-9	250	Denver, CO	Wheat Ridge
13	Laimis Kisielius	F	Fr.	6-8	210	Vilnius, Lithuania	Miller School (VA)
00	Nate Loehrke	C	Jr.	6-10	250	Kalamazoo, MI	Mattawan
11	Nathan Mann	G	Fr.	6-2	185	Overland Park, KS	St. Thomas Aquinas
15	Reid Markham	G	Sr.	6-3	205	Louisville, KY	Trinity
22	Taylor Mokris	G	Jr.	6-6	215	Charlotte, NC	Providence Day
1	Edwin Ofori Attah	G	Fr.	6-4	205	Davidson, NC	Statesville Christian
	* Adam Payton	G	Jr.	6-3	195	Burlington, NJ	The Lawrenceville School
21	Hawley Smith	F	Jr.	6-5	215	Jacksonville, FL	The Bolles School
3	Adam Trumbower	G	So.	6-3	190	Roanoke, VA	Cave Spring

* Adam Payton transferred from Vanderbilt and will have two seasons of eligibility at W&M beginning with the 2005-06 season.

Head Coach: Tony Shaver (North Carolina, 1976)

Assistant Coaches: Dee Vick (Hampden-Sydney, 1994), Ted Jeffries (Virginia, 1993), Chad Warner (Georgia, 1998)

Director of Operations: David Willson (Hampden-Sydney, 2004)



2004-05 William and Mary Tribe

From left: Nick D'Antoni, Adam Dutton, Nathan Mann, Adam Trumbower, Adam Payton, Reid Markham, Edwin Ofori Attah, Hawley Smith, Taylor Mokris, Corey Cofield, Kyle Carrabine, Laimis Kisielius, Brian Hutt and Nate Loehrke.

Roster Information

Tribe by Height

6-10	Nate Loehrke
6-9	Brian Hutt
6-8	Laimis Kisielius
6-7	Kyle Carrabine
6-6	Taylor Mokris
6-5	Corey Cofield, Hawley Smith
6-4	Edwin Ofori Attah
6-3	Reid Markham, Adam Payton, Adam Trumbower
6-2	Nathan Mann
6-1	
6-0	Nick D'Antoni, Adam Dutton

Tribe by Class

Seniors

Nick D'Antoni	Guard
Reid Markham	Guard

Juniors

Adam Dutton	Guard
Nate Loehrke	Center
Taylor Mokris	Guard
Adam Payton	Guard
Hawley Smith	Forward

Sophomores

Corey Cofield	Forward
Brian Hutt	Forward/Center
Adam Trumbower	Guard

Freshmen

Kyle Carrabine	Guard
Laimis Kisielius	Forward
Nathan Mann	Guard
Edwin Ofori Attah	Forward

Tribe by State/Country

Colorado

Brian Hutt	Denver
------------	--------

Florida

Hawley Smith	Jacksonville
--------------	--------------

Illinois

Kyle Carrabine	Naperville
----------------	------------

Kansas

Nathan Mann	Overland Park
-------------	---------------

Kentucky

Reid Markham	Louisville
--------------	------------

Massachusetts

Corey Cofield	Newton
---------------	--------

Michigan

Nate Loehrke	Kalamazoo
--------------	-----------

New Jersey

Adam Payton	Burlington
-------------	------------

North Carolina

Taylor Mokris	Charlotte
Edwin Ofori Attah	Davidson

South Carolina

Nick D'Antoni	Myrtle Beach
---------------	--------------

Virginia

Adam Dutton	Winchester
Adam Trumbower	Roanoke

Lithuania

Laimis Kisielius	Vilnius
------------------	---------

Birthdates and Majors

Player	Birthdate	Major
Kyle Carrabine	10/10/85	Kinesiology
Corey Cofield	10/17/84	Undecided
Nick D'Antoni	12/4/81	Accounting
Adam Dutton	10/15/82	History
Brian Hutt	8/22/83	Finance
Laimis Kisielius	1/24/85	Undecided
Nate Loehrke	11/20/82	Studio Art
Nathan Mann	7/17/85	Undecided
Reid Markham	11/5/81	Psychology
Taylor Mokris	10/31/83	Accounting
Ediwn Ofori Attah	1/17/85	Undecided
Adam Payton	2/10/84	Sociology
Hawley Smith	3/4/83	Marketing
Adam Trumbower	12/10/84	Undecided

Pronunciation Guide

Kyle Carrabine	CARE-uh-byne
Corey Cofield	CO-field
Nick D'Antoni	dan-TOE-knee
Laimis Kisielius	LIE-muss kiss-ILL-ee-us
Nate Loehrke	LORE-key
Reid Markham	MARK-um
Taylor Mokris	MO-kriss
Edwin Ofori Attah	o-FOR-ee ah-TAH
Adam Trumbower	TRUM-bow-er

2004-05 Outlook

The 2004-05 edition of the William and Mary men's basketball team will have a dramatically different look in head coach **Tony Shaver's** second season leading the Green and Gold. Gone are three-year starter Zeb Cope and two-time First Team All-Colonial Athletic Association pick Adam Hess, but rising to take their place will be six newcomers—four freshmen and two junior transfers—who will be making their W&M debut in 2004-05. The added depth is something Shaver believes will be crucial to the success of the program.

"These new players will definitely make us more athletic and allow us to play more of a full-court, up-tempo game," explains Shaver. "That's exciting for us. We will have more athleticism and more quickness on the floor this year, which will allow us to play our preferred style."

Guards

W&M will have tremendous depth at the guard position, where four players return with Division I experience and four more will see their first collegiate action this season. This depth will be necessary for the Tribe to excel under Shaver's fast-paced style of play.

Leading the way at the point for the second straight year will be senior co-captain **Nick D'Antoni**. After starting nearly every game as a rookie, D'Antoni had a breakthrough season last year. The only returning player to have started all 28 games, he ended the 2003-04 campaign with an average of 5.68 assists per game, second in the CAA and the second-best mark for a season in W&M history. With 159 assists on the year, D'Antoni was just nine short of tying the school record and became just the second player in school history with three double-digit assist games in one season.

"Nick plays as hard, and has as much passion for the game as anybody I've ever coached," praised Shaver. "Returning as one of our captains, he's really given us great off-season leadership. If he can play a little bit more of a cerebral game at times, he will be a great, great player for us."

Backing up D'Antoni will be incoming freshman **Nathan Mann**, a first team All-Johnson County and All-Eastern Kansas League selection. Mann averaged 19 points, five assists and four rebounds per game his senior year at St. Thomas Aquinas High School in Overland Park, Kansas.

"Nathan has really impressed me," said Shaver. "He's a tough player and very committed to the game of basketball. His body is cut out of stone and he is one of the strongest guys on the team. He's a tough, competitive guy and

a really fine shooter of the basketball, who will definitely see some minutes this year."

Also in the mix at the point guard position is walk-on junior **Adam Dutton**. A transfer from Cuesta Junior College in San Luis Obispo, California, Dutton averaged 19 points and six assists per game as a senior at Handley High School in Winchester, Virginia, where he was the Region II Player of the Year in basketball and was a first team All-Virginia Group AA selection in both basketball and football (as a wide receiver).



Senior guard **Nick D'Antoni**

"Adam is somebody who can really help our team at the point," said Shaver. "He understands the game and knows how to get other people involved. His challenge will be that he hasn't played competitively at this level and will need to adapt to the speed of the game."

Leading the way at the off-guard position will be a pair of returning players with significant experience in senior **Reid Markham** and junior **Taylor Mokris**. Markham has been plagued by injuries and illness over the last two seasons, taking a medical redshirt in 2002-03 after playing in only five games, and then missing 13 games in the middle of last year with a broken hand. He has proven to be a legitimate scoring threat when healthy, as he averaged 6.7 points per game on 41.6 percent shooting from the floor in 20.9 minutes per game as a sophomore.

"As a senior, we really need good leadership out of Reid," said Shaver. "If he can stay healthy, he could be a major factor for us."

Mokris played in every game last season, including nine starts, and is the second-highest

returning scorer with an average of 7.0 points per game. Shooting 44.4 percent from the field overall and .373 from the three-point line, Mokris scored in double figures seven times last season, including a career-high 19 points on 8-11 shooting against Liberty.

"Taylor certainly is a very good shooter and has a knack for putting the ball in the basket," said Shaver. "He also worked very hard at improving his conditioning over the summer and has come back noticeably stronger and faster."

Also returning is sophomore walk-on **Adam Trumbower**, who played in all 28 games, including two starts, and became the first walk-on to start for the Tribe since the 1996-97 season. With a proclivity for scoring at key moments, his biggest basket of the year came in the first league game of the season. Trumbower knocked down the game-tying three-pointer with 2.8 seconds left in regulation against two-time defending conference champion UNC Wilmington, a game that the Tribe won by one point in overtime.

"Adam had a really nice year for us as a walk-on freshman," praised Shaver. "There's nobody on this team that's going to outwork Adam Trumbower and I expect that when we get out on the floor, we're going to see him as a bigger, stronger athlete who will once again be a solid contributor."

Rounding out the guard position will be a pair of true freshmen in **Edwin Ofori Attah** and **Kyle Carrabine**. A tremendous scorer, Ofori Attah set the North Carolina high school single-game scoring record with 71 points and also has the state's third-highest total with 68 points in another outing, as he ended his senior season with 760 points for Statesville Christian School.

"Edwin will be a great talent for us," said Shaver. "He's a dynamic athlete who is better-known for his scoring right now, but I think he can also be a lock-down defender, which we really didn't have enough of last year. I'm extremely excited about his future."

Carrabine, a product of Nequa Valley High School in Naperville, Illinois, will also be pushing for playing time at the guard position. An all-conference and academic all-conference selection in both basketball and golf, he averaged 13 points, five rebounds and three assists a game as a senior.

"Kyle runs like a deer and can really shoot the ball, he just needs to get stronger to succeed at this level," said Shaver. "He's another freshman who brings good skills and a great understanding of the game."

Also on the roster this season is **Adam**

2004-05 Outlook

Payton, who transferred from Vanderbilt over the summer and will have two years of eligibility for W&M after sitting out this season. A terrific athlete, Payton played in 52 games in two seasons with the Commodores, shooting 47.3 percent from the floor, including a .458 three-point field goal percentage.

"I wish Adam could play right now," said Shaver. "He's been very impressive so far. He's very energetic and loves the game of basketball. He'll bring a level of athleticism and explosiveness next season when he's able to play for us and will be a great addition to our practice time this season."

Forwards

Although W&M has just one returning player at forward who saw action last year, Shaver expects that quality should make up for a lack of quantity at the position. **Corey Cofield**, the 2004 CAA Rookie of the Year, will look to improve on a season that saw him finish second on the team with 13.2 points and 6.6 rebounds per game, while recording a team-best six double-doubles.

"Corey was thrown to the wolves last year, but responded very impressively," remarked Shaver. "He's a gifted athlete, but needs to be able to step away from the basket and score a little more this year. What will be different for Corey this season is that he will be a marked man from the very first game. He'll probably start the season as the guy teams will feel they have to stop to beat William and Mary. How he deals with that is going to be very important."

One of the Tribe's co-captains, **Hawley Smith**, will be in his first season wearing the Green and Gold, but does not lack experience, after playing two seasons at Temple before transferring to the College a year ago. A two-time Sixth Man Award winner for the Owls, he played in 62 games his first two seasons and earned a selection to the Atlantic 10 All-Academic Team as a sophomore.

"Hawley is a great leader. It's very impressive for someone who has never played a minute in a William and Mary uniform to be voted a captain by his teammates and the coaching staff," said Shaver. "He's a physical-minded player who brings great toughness to our team. Probably the strongest player on the team, he is a fine rebounder for his size and can be a lock-down defender for us."

New to the team is freshman **Laimis Kisielius**, a native of Lithuania who spent two years at The Miller School in Charlottesville. A versatile athlete who could play any of four positions for the Tribe, he was an all-state and

all-conference selection in high school, who also played for the Lithuanian Junior National Team.

"Laimis has a great future," said Shaver. "He has good instincts, can shoot the three and loves to handle the ball. He's also going to have to get stronger, or he's going to get beaten around in this league."

Centers

A pair of experienced players with starts under their belts return for the Tribe in junior **Nate Loehrke** and sophomore **Brian Hutt**. After seeing limited action as a redshirt-freshman, Loehrke came on strong at the end of last season, starting 10 of W&M's final 11 contests. In his first career start, a home game against Old Dominion, he sparked the Tribe to a win with 14 points and five rebounds in just 27 minutes.



Sophomore forward **Corey Cofield**

"Nate finished our season extremely well," said Shaver. "He became a real factor and hopefully that will carry over to this year. We don't have a lot of height inside this year, so it will be important for him to play well."

Hutt played in all but one game and made seven starts at the beginning of the season. Hutt led the team and finished tied for 12th in the CAA with 0.74 blocked shots per game, averaging one block every 18 minutes.

"Brian might be the most improved player on our team right now," said Shaver. "He worked very hard at his game over the summer. Probably the biggest improvement for him is in the level of confidence he has in his own abilities. Brian's a good athlete and a tough kid, and I think he believes in his own abilities a little bit more right now."

Schedule

Shaver and his staff have positioned the team for a successful season with a quality schedule that gives the Tribe 14 home games, while also providing an opportunity to travel and face some of the most storied college basketball programs in the nation.

A key factor in the ability to have 14 home games, tied for the most since 1991-92, is the inaugural W&M Tip-Off Classic. Hartford, Radford and Yale will come to Williamsburg to take part in the first regular-season tournament ever hosted by the College.

"It's terrific to be able to even out our schedule," commented Shaver. "It's great to have that many home games for the fans and one of the big factors in that is our administration helping us with the Tip-Off Classic. It's a great addition to our schedule, and in the long-term, a great addition to our program."

The remaining three non-conference home games for W&M are against in-state opponents, including a matchup against Virginia Tech, the first Atlantic Coast Conference team to play in Williamsburg since the 1996-97 season. The College will also host local rival Hampton, and Longwood will come to town for the first ever meeting between the two schools in men's basketball.

W&M's road schedule will pit the Green and Gold against two of the premier teams in the nation, as the Tribe will face Kentucky and North Carolina in a span of less than two weeks. W&M will also play road games against Campbell and UNC Greensboro.

"Having the 14 home games is great and hosting the tournament is very exciting for us," continued Shaver. "Obviously we're challenging our team with some pretty tough opponents. Playing at North Carolina and Kentucky are exciting events for all of us. We're also happy that we're able to keep an in-state flavor to our schedule."

The schedule will not get any easier when the Tribe begins conference play, as the CAA has consistently been rated the top non-football league in the nation. W&M will get an early taste of conference play with a game at Old Dominion on December 4, and the Tribe's first CAA home game will be against Hofstra on January 5. The final home game of the year will be on Saturday, February 19 against long-time rival Old Dominion, and the Green and Gold will end the regular season the following weekend at Towson. Starting March 4, the 2005 CAA Tournament will once again be held in the Richmond Coliseum, with the conference's championship game televised nationally on ESPN March 7.

Coaching Staff



Tony Shaver

**Head Coach
North Carolina (1976)
Second Season at W&M**

William and Mary head coach Tony Shaver is in his second season at the helm of the Tribe men's basketball program. Officially hired on May 2, 2003, Shaver is the 31st men's basketball coach in the history of the College.

"Bringing a coach and person the caliber of a Tony Shaver into the William and Mary program certainly makes this an exciting day for the College," said director of athletics Terry Driscoll at the time of the hire. "His resume speaks for itself in terms of his coaching abilities, but beyond that, I believe that he possesses all the intangible qualities that will make him a perfect fit for our school and program."

Although the Tribe did not have a winning record in 2004, there were a number of highlights that foreshadow the successes that

W&M will soon experience under Shaver. In his first game at the College, the Tribe pounded Liberty, 91-64, while shooting 54.0 percent from the field. Shaver also won his first ever Colonial Athletic Association contest, as the Tribe knocked off two-time defending league champion UNC Wilmington, 67-66, in overtime. In his first contest against a nationally-ranked opponent, W&M also performed well, leading No. 15 Pittsburgh by 10 points midway through the first half, before the Panthers, who attempted 28 more free throws than the Tribe, won 70-55.

There were individual successes as well for the Green and Gold. 2004 graduate Adam Hess became the first player in school history to lead the CAA in scoring. An outstanding

The Shaver File

Personal

Born: January 28, 1954
Hometown: High Point, North Carolina
Wife: Ann Shaver
Children: Christopher (23), Austin (19), Jackson (13)

Education

North Carolina, 1976

Coaching Career

Episcopal High School: 1976-86
Hampden-Sydney: 1987-2003
William and Mary: 2004-present

student and athlete, Hess was named the CAA Male Scholar-Athlete of the Year (for all sports) and was a first team Academic All-America and all-conference selection. Current sophomore Corey Cofield was voted the CAA Rookie of the Year, leading all freshmen in the league in points, rebounds and field goal percentage. Several players saw significant improvement from their prior year, most notably 2004 grad Zeb Cope, who scored more than three times his career average entering the season, and senior Nick D'Antoni, who started every game and ended the year nine assists away from breaking the school record for a season, after averaging just 12.2 minutes per game his previous year.

Shaver came to W&M after coaching 17 seasons at Hampden-Sydney, compiling a record of 358-121 (.747). He turned the Tigers into a Division III national powerhouse, leading the men's basketball team to eight Old Dominion Athletic Conference titles, 12 20-win seasons and 11 NCAA Division III Tournament appearances. The winningest basketball coach in the program's history, he was named the ODAC and South Region Coach of the Year in 1995, 1999 and 2000, and was picked as the Virginia Sports Information Directors

Shaver's Coaching Career

Hampden-Sydney	Record	ODAC	NCAA Postseason
1987	12-13 (.480)		
1988	12-13 (.480)		
1989	21-8 (.724)	Champion	Regional Semifinals
1990	15-11 (.577)		
1991	21-6 (.778)		
1992	24-6 (.800)	Champion	Sectional Semifinals
1993	12-13 (.480)		
1994	22-6 (.786)		Sectional Semifinals
1995	28-3 (.903)	Champion	Sectional Championship
1996	17-9 (.654)		
1997	21-7 (.750)	Champion	First Round
1998	23-6 (.793)	Champion	Sectional Semifinals
1999	29-3 (.906)	Champion	Championship Game
2000	26-2 (.929)	Runner-up	Second Round
2001	24-5 (.828)	Champion	Second Round
2002	23-6 (.793)	Champion	Second Round
2003	28-4 (.875)	Runner-up	Final Four
Totals	358-121 (.747)	Eight ODAC Titles	11 NCAA Postseason Appearances
W&M	Record	CAA	NCAA Postseason
2004	7-21 (.250)		
Career	365-142 (.720)		

Career Highlights

- Eight ODAC Championships (1989, 1992, 1995, 1997, 1998, 1999, 2001, 2002)
- 12 20-Win Seasons (1989, 1991, 1992, 1994, 1995, 1997, 1998, 1999, 2000, 2001, 2002, 2003)
- 11 NCAA Tournament Appearances (1989, 1992, 1994, 1995, 1997, 1998, 1999, 2000, 2001, 2002, 2003)
- Three-Time ODAC Coach of the Year (1995, 1999, 2000)
- Three-Time South Region Coach of the Year (1995, 1999, 2000)
- Three-Time VaSID Division II-III Coach of the Year (1997, 1999, 2000)



Coaching Staff

Division II-III Coach of the Year in 1997, 1999 and 2000.

In 2003, Shaver took the Tigers to the NCAA Division III Final Four, as his team finished with a record of 28-4, tied for the second-most wins in the program's history. In 1999, Shaver led H-SC to the national championship, where the Tigers lost by one point in double-overtime to Wisconsin-Platteville. The team finished 29-3, setting a school record for most wins in a season.

Shaver also has a firm commitment to his players' success in the classroom. In 1999, one of his charges, Jack Jirak, was named the ODAC Scholar-Athlete of the Year and was also awarded the Gammon Cup as the top-student-athlete at the college. Two of Shaver's players, David Hobbs (1999) and Russell Turner (1992) earned Academic All-America honors. A number of his players have been named to the Academic All-ODAC squad, including six student-athletes in 1998.

Shaver first led the Tigers to the national postseason in 1988-89, just his third season as the team's head coach. That year, H-SC won the ODAC championship, ending the season with a 21-8 record.

Prior to taking over at Hampden-Sydney for the 1986-87 campaign, Shaver spent 10 years as the head boys' basketball coach at Episcopal High School in Alexandria, Virginia. He was named the Virginia State Private School Coach of the Year in 1986, and was twice picked as the Alexandria Coach of the Year, while winning 73 percent of his games.

A 1976 graduate of North Carolina, Shaver was a guard on the Tar Heel men's basketball team from 1972-75 under head coach

Dean Smith. Originally a walk-on, he earned a scholarship his rookie season, when he was awarded the prestigious Butch Bennett Award, presented to the team's most outstanding freshman.

A native of High Point, North Carolina, Shaver and his wife, Ann, are the parents of three sons: Christopher (23), a standout pitcher on the Tribe's baseball team, who is currently pitching with the Chicago Cubs organization, Austin (19) and Jackson (13).



The Shavers (clockwise from back left): **Ann, Tony**, and sons **Austin, Christopher** and **Jackson**.

Quoting Coach Shaver

On his coaching style

"I think you will see a very exciting brand of basketball here. We plan to pressure the basketball. I think the key for us is where the pressure point will come, but we will be a press-oriented defensive team and we are going to push the ball up the floor on the offensive end."

"When people come to see us play, I hope they will be impressed by a lot of things, but two things in particular. First will be how well our guys play together—each individual participating in the whole and making the whole better. Second, I want people to be impressed with the level of intensity that our players approach the game with. That is very important to me as a coach, and it will become very important to them as players."

On coaching student-athletes at William and Mary

"In my professional career, I have been very fortunate to coach only at top-flight academic institutions, where there are true student-athletes. William and Mary is certainly a great fit for me, I have no questions about that. I've always enjoyed the pursuit of student-athletes who can play the game of basketball at a very high level."

On involvement with the community

"Williamsburg is a great place and we want to get the community involved with our basketball team. I want to be involved in the community and I want our players to be involved in the community. We need to be visible, we need to be available and we want to make this place right here [W&M Hall] a building with a lot of atmosphere—a vibrancy when you walk into it."

What They're Saying About Tony Shaver

"Having coached Tony at the University of North Carolina and followed his teams over the years, I have been very proud of his accomplishments. Tony's teams rose to the top of Division III because he instilled in his players the value of hard work. He is very deserving of the chance to build a program at William and Mary. I have great confidence that he will establish an exciting and winning program."

Legendary North Carolina head coach **Dean Smith**, the winningest men's basketball coach in NCAA history

"My son Ryan made an outstanding choice to play for Tony Shaver. Ryan was able to learn, experience success and grow as a person during his time with Coach Shaver. Tony is very passionate about the game and pays great attention to detail. Success will follow him."

South Carolina head coach **Dave Odom**

"My family was impressed with Coach Shaver's long-standing reputation. It was important for us to send our son to play basketball for a program that produces winners on and off the court. Coach Shaver's attentiveness to David as an athlete and as a person was invaluable to David's college experience and to his future."

Kentucky assistant coach **David Hobbs**

"Coach Shaver runs a big-time program. The players learn how to play basketball, develop their individual skills and win. There is little more to ask for anywhere."

Golden State Warriors assistant coach and former All-American as a player under Tony Shaver, **Russell Turner**

Coaching Staff



Dee Vick

**Assistant Coach
Hampden-Sydney (1994)
Second Season at W&M**

Dee Vick is in his second season at W&M, coming to Williamsburg from the College of Charleston, where he was as an assistant coach in 2002-03 under Tom Herrion. The Cougars had a record of 25-8 and advanced to the National Invitation Tournament. Before that, Vick served as a special assistant to Dave Odom at the University of South Carolina for the 2001-02 season, when USC went to the championship game of the NIT. Prior to his time with the Gamecocks, Vick was an assistant coach at East Carolina University for two seasons.

Vick played basketball at Hampden-Sydney, graduating in 1994 with a degree in psychology. In his four years as a player under

Shaver's tutelage, Vick was a three-year starter at shooting guard while helping to lead the team to a combined record of 79-31 (.718), which included a pair of Old Dominion Athletic Conference championships and two appearances in the NCAA Division III Sweet 16.

Upon his graduation, Vick joined Shaver's staff and

The Vick family (from left): **Ellie, Sallie, Krissy, Dee and Ran.**



promptly picked up where he left off as a player, helping the Tigers to a record of 118-28 (.808) and four Division III NCAA Tournament berths. That included a 29-3 campaign in 1999, when Hampden-Sydney made it all the way to the national championship game before losing to Wisconsin-Platteville in double-overtime.

A native of Raleigh, North Carolina, Vick was a standout basketball player at Broughton High School. He and his wife, Krissy, a native of Chesapeake, Virginia, have two daughters, Ellie (4) and Sallie (3) and a son, Ran (1).



Ted Jeffries

**Assistant Coach
Virginia (1993)
Second Season at W&M**

Ted Jeffries is in his second year at W&M, coming to Williamsburg from Coastal Carolina where he was an assistant coach for two years, helping to lead the Chanticleers to a 13-15 record in 2002-03, the best for the program since 1993-94. Before beginning his coaching career, he played professionally for eight years in Spain, Poland, Latvia, Germany, Turkey, Portugal and Japan. He was named his team's Most Valuable Player while playing in Bamberg, Germany and was an all-star selection while playing in Ventspils, Latvia.

A 1993 graduate of the University of Virginia with a degree in communications and rhetoric and a minor in sociology, Jeffries start-

ed four years at center for the Cavaliers. In his time at Virginia, he totaled 821 points and 787 rebounds in 129 games, including 127 starts. Jeffries is currently sixth on the Cavaliers' career rebounds list and is 10th at Virginia with 82 career blocked shots. He was named the team's rookie of the year after his freshman season and was picked as the team's most improved player following his sophomore year. In 1993 he was an honorable mention All-Atlantic Coast Conference selection. Jeffries led Virginia in field goal percentage in each of his last three seasons and was the team's leader in rebounds and blocked shots his junior and senior years.



Assistant coach **Ted Jeffries.**

Coaching Staff



Chad Warner

**Assistant Coach
Georgia (1998)
First Season at W&M**

Chad Warner is in his first year at W&M, starting as an assistant coach with the Tribe in the summer of 2004, following one season as an assistant coach at Hampden-Sydney.


In the 2003-04 season, Warner helped the Tigers earn a No. 1 ranking during the season and the team ended the year with a record of 26-5. H-SC won the Old Dominion Athletic Conference championship and advanced to the second round of the NCAA Division III Tournament. Warner was in charge of all recruiting and opponent scouting efforts for the Tigers, while also playing a key role in improving the team's guard play.

A 1998 graduate of the University of Georgia with a degree in public relations, Warner earned a spot on the basketball team as a walk-on his freshman year. Following his graduation from Georgia, Warner was the associate head basketball coach for four years at the Darlington School in Rome, Georgia. He returned to Athens to serve as a graduate student assistant coach on the Georgia men's basketball team for the 2002-03 campaign.

A native of Rome, Georgia, Warner lives in Williamsburg with his wife, Karin.



Assistant coach **Chad Warner** with wife, **Karin**.



David Willson

**Director of Operations
Hampden-Sydney (2004)
First Season at W&M**

David Willson is in his first season with the Tribe men's basketball team as W&M's director of operations. He will assist with film exchange, scouting, recruiting and in practice.

Willson graduated in May from Hampden-Sydney following a terrific career for the Tigers. The team captain his senior year, he averaged 10.7 points per game and was second on the team with 7.7 rebounds per contest. As a junior, Willson was the team's leading rebounder (6.1 rpg) and third-highest scorer (7.8 ppg), helping the Tigers reach the 2003 NCAA Division III Final Four. He transferred to H-SC after one year at Southern Methodist, where he played nine games and received the

team's "Mr. Hustle" award. He ended his college career with 892 points and 586 rebounds. Off the court, Willson was a member of the NCAA Student-Athlete Advisory Committee and was involved with FCA.

A native of Memphis, Tennessee, Willson attended the Memphis University School, helping lead his team to a 70-15 record. As a senior, he averaged 19 points and nine rebounds a game and was a finalist for Tennessee's Division II Mr. Basketball award. That year he led his team in points, rebounds, blocked shots and three-pointers, was named the West Tennessee Player of the Year and competed in the Tennessee East-West All-Star Game.



Director of operations **David Willson**.

Coaching Staff



John Sauer

**Strength & Conditioning Coach
Montana (1984)
17th Season at W&M**

Strength and conditioning coach John Sauer is starting his 15th season with W&M athletes and the results speak for themselves. At least one Tribe student-athlete has garnered All-America Strength honors in 14 of the past 15 seasons.

In 1995, Sauer designed the Joseph W. Montgomery Strength Training Center located in the lower level of William and Mary Hall. This 5,000-square foot facility contains 14,000 pounds of free weights, 6,000 pounds of dumbbells and 4,000 pounds of rubber bumper plates. In addition it has 14 custom-built olympic platforms, 14 multi-purpose power racks, a fully equipped plyometric area and also a wide variety of selectorized machines.

Sauer came to William and Mary from Clemson where he was an assistant strength and conditioning coach. At Clemson, he assisted in the development, coordination and implementation of strength and conditioning programs for more than 450 varsity athletes. Before Clemson, Sauer held assistant coaching

positions at the University of Utah in Salt Lake City and at Southern Methodist University in Dallas.

He earned his Bachelor of Science degree in health and physical education from the University of Montana in 1984. In 1985 he received his master's in health and physical education from Delta State University, where he was the head coach of strength and conditioning in charge of all varsity sports. Sauer is a member of the National Strength and Conditioning Association (NSCA), International Sports Science Association, U.S. Weightlifting Federation (USWF) and is a Certified Strength and Conditioning Specialist (CSCA).

He has achieved Level I Club Coach certification from the USWF and Level I Coaches certification from the USA Track and Field Association.

John Sauer Resume

- B.S. in health and physical education (Montana, 1984)
- M.S. in health and physical education (Delta State, 1985)
- National Strength and Conditioning Association
- International Sports Science Association
- U.S. Weightlifting Federation
- Certified Strength and Conditioning Specialist
- Level I Club Coach certification (USWF)
- Level I Coaches certification (USA T&F)
- Level II Senior Coach (USWF)
- CSCCA Certified Strength and Conditioning Coach
- Colonial Athletic Association Strength and Conditioning Professional of the Year (1996-98)
- Assistant strength and conditioning coach at Clemson, Utah and Southern Methodist



Junior forward **Hawley Smith**.



Built in large part due to the generosity of 1974 William and Mary graduate Joe Montgomery, the recently renovated and improved strength training center is one of the top facilities in the Mid-Atlantic. The facility features 5,000 square feet of strength training equipment, including ...

- 12,000 pounds of free weights
- 6,500 pounds of dumbbells
- 3,500 pounds of rubber bumper plates
- 20 dynamax medicine balls
- 14 custom-built olympic platforms
- 14 multi-purpose power racks with adjustable benches
- Eight dumbbell benches
- Six adjustable combo plyo/step-up boxes
- Six glute-ham benches
- Four adjustable abdominal benches
- Four dip bars
- Two hip sleds
- Two ground-based jammers
- Fully equipped plyometric area
- Wide variety of selectorized machines

Support Staff



Jon Thompson

***Athletic Trainer
Rowan (1999)
Fourth Season at W&M***

Jon Thompson enters his fourth year at the College of William and Mary as a senior assistant athletic trainer. Thompson oversees the needs and medical services for Tribe men's basketball and men's soccer teams.

Thompson, a graduate of Rowan University in Glassboro, New Jersey, earned a degree in athletic training in 1999. He joined the W&M sports medicine staff in September 2001 after earning his master's degree in athletic training from the University of Oregon. He also was an affiliated clinical instructor for Oregon State University.

While in Eugene, Thompson worked as an athletic trainer at the International Institute for Sport and Human Performance, where he worked with several current and former Olympic athletes from around the world, while also serving as the head athletic trainer at South Albany High School.

In his free time, Thompson, a fan of all Philadelphia area sports teams, enjoys golf, outdoor sports and working out.



The Tribe's sports medicine center is located in the lower level of William and Mary Hall. The state-of-the-art facility enables W&M's athletic training staff to provide the best possible care to the College's student-athletes. The training room has lifecycles, elliptical machines, treadmills and modality machines that enhance rehabilitation programs and ensure the proper treatment of any injuries. It also features multiple laptop workstations with wireless Internet connections, as well as two cable televisions for use by W&M student-athletes.



Claudette Canady

***Men's Basketball Secretary
Rappahannock
Community College (1976)
16th Season at W&M***

Claudette Canady, a former all-district basketball player and MVP at West Point High School in Virginia, has been the secretary for Tribe coaches for 16 years. She is a 1976 graduate of Rappahannock Community College.

Canady comes from an athletic family, where both parents played basketball and her father, Charles, also played football at Huntington High School and in the U.S. Army.

Her brother "Duke" Thorpe played pro basketball overseas after an outstanding career at Virginia Tech. Her sister, Lisa, also had a fine basketball career at West Point High. The tradition continued as Canady's daughter, Leslie, and nephew, Andre, graduates of the University of Richmond and Bridgewater College, respectively, both played basketball, while Andre also played football and ran track.

Canady enjoys traveling with the basketball team, especially her two trips with the Tribe to Hawaii (1991 and 1999), New Orleans, Kansas, Texas, California, Arizona and New Mexico.

Canady's duties also include assisting Steve Cole with the sports medicine program. Outside of basketball, she is the clerk and secretary of her church and sings in the church choirs.




10 • Nick D'Antoni

Guard • Senior
6-0 • 190
Myrtle Beach, SC
Socastee

Team co-captain ... Ranked fourth in school history with a career average of 3.40 assists per game ... Third in W&M history with a 1.50 career assist-to-turnover ratio.

Junior Season (2003-04)

One of just two players to start all 28 games ... Led team and was second in the CAA with 159



assists (5.68 per game), the second-best season marks in W&M history ... Second player in school history to have three double-digit assist games in a single season ... 2.09 assist-to-turnover ratio was third in the CAA and the fourth-best mark in W&M history ... CAA All-Academic Team ... First career double-double with 13 points and 11 assists at George Mason (Jan. 31) ... Also had 11 assists at Towson (Jan. 14) and 10 at Hofstra (Jan. 24) ... Averaged 16.3 points, 7.0 assists and just 1.7 turnovers in a three-game stretch against Old Dominion (Jan. 26), at James Madison (Jan. 28) and at George Mason (Jan. 31) ... Season-high 22 points in the game at JMU on 6-7 shooting from beyond the three-point line, the second-best performance from long range in a game in school history.

Sophomore Season (2002-03)

Played 21 games, including a start against George Mason (Jan. 25) ... Scored 40 points and had 27 assists ... Season-high nine points (all in the second half) at Delaware (Feb. 1) ... Five points in start at George Mason (Jan. 25) ... Two points and three assists against Hofstra (Jan. 22) ... Four points on 4-4 shooting from the line against Towson (Jan. 4) ... Five points, six assists



and two rebounds in 26 minutes off the bench at Campbell (Dec. 30) ... Five points and two rebounds against Morgan State (Dec. 22) ... Three assists and four points against Fordham (Nov. 22).

Freshman Season (2001-02)

CAA All-Rookie team ... Played all 29 games and started 28 ... Led the team with 79 assists, was third with 29 steals and fourth with 201 points ... Scored in double figures six times, including 30 points on 11-16 shooting at The Citadel (Nov. 26) ... Logged 20 or more minutes in all but four games ... Nine points and seven rebounds in first career game (at Texas Tech, Nov. 16) ... 113 three-point attempts is the 19th most in a season.

High School Career

Four-time letterwinner for coach (and father) Dan D'Antoni at Socastee High School ... Starting point guard for four years ... Averaged 22 points, 6.3 rebounds, 6.6 assists and 5.8 steals as a senior ... Socastee's all-time leading

D'Antoni's Career Statistics

Season	G-GS	Min-Avg	FG-A	Pct	3FG-A	Pct	FT-A	Pct	OR-DR	Reb-Avg	PF-FO	A	TO	Blk	St	Pts-Avg
2001-02	29-28	735-25.3	60-182	.330	35-113	.310	46-65	.708	14-50	64-2.2	77-1	79	77	1	29	201-6.9
2002-03	21-1	257-12.2	9-41	.220	3-15	.200	19-28	.679	3-12	15-0.7	28-1	27	24	0	8	40-1.9
2003-04	28-28	942-33.6	61-190	.321	31-101	.307	45-59	.763	7-72	79-2.8	71-2	159	76	0	26	198-7.1
Career	78-57	1934-24.8	130-413	.315	69-229	.301	110-152	.724	24-134	158-2.0	176-4	265	177	1	63	439-5.6

D'Antoni's CAA Statistics

Season	G-GS	Min-Avg	FG-A	Pct	3FG-A	Pct	FT-A	Pct	OR-DR	Reb-Avg	PF-FO	A	TO	Blk	St	Pts-Avg
2001-02	18-18	418-23.2	30-101	.297	20-65	.308	26-40	.650	10-27	37-2.1	45-0	46	40	1	13	106-5.9
2002-03	14-1	145-10.4	6-22	.273	2-11	.182	10-15	.667	3-7	10-0.7	17-1	15	17	0	6	24-1.7
2003-04	18-18	627-34.8	38-119	.319	19-64	.297	26-35	.743	6-56	62-3.4	46-2	112	51	0	15	121-6.7
Career	50-37	1190-23.8	74-242	.306	41-140	.293	62-90	.689	19-90	109-2.2	108-3	173	108	1	34	251-5.0

2004-05 Tribe

scorer ... Gatorade South Carolina Player of the Year ... Two-time all-state selection ... Region Player of the Year.

Personal

Full name is Nicholas Joseph D'Antoni ... Son of Dan D'Antoni and Alice Phillips ... Born December 4, 1981 in Myrtle Beach, South Carolina ... Majoring in accounting ... Father played basketball at Marshall and was his high school coach ... Brother, Matt, played basketball at Brown ... Uncle, Mike D'Antoni, is currently the head coach of the Phoenix Suns, played in the NBA for the Sacramento Kings and has been the head coach of Benneton Trevisio in Italy and the Denver Nuggets.



D'Antoni's Career Highs

Points	30 at The Citadel (11/26/01)
Field Goals	11 at The Citadel (11/26/01)
Field Goal Attempts	16 at The Citadel (11/26/01)
Three-Point Field Goals	6 at James Madison (1/28/04)
	6 at The Citadel (11/26/01)
Three-Point Field Goal Attempts	9 at The Citadel (11/26/01)
Free Throws	6 at Charleston Southern (11/24/01)
Free Throw Attempts	8 at Charleston Southern (11/24/01)
Rebounds	7, three times, most recently Old Dominion (1/26/04)
Assists	11 at George Mason (1/31/04)
	11 at Towson (1/14/04)
Steals	4 at George Washington (11/29/03)
Blocked Shots	1 at Towson (2/9/02)
Minutes	39, three times, most recently at Delaware (1/21/04)

D'Antoni's 2003-04 Game-by-Game Statistics (Junior)

Date	Opponent	Min	FG-A	Pct	3FG-A	Pct	FT-A	Pct	O-D	Tot	PF	A	TO	B	S	Pts
N23	Liberty	20	2-5	.400	2-2	1.000	2-2	1.000	0-0	0	3	6	1	0	0	8
N24	*at Radford	35	5-11	.455	3-6	.500	3-4	.750	0-1	1	1	2	2	0	0	16
N28	*v. St. Francis	33	1-6	.167	1-1	1.000	3-4	.750	0-3	3	1	5	1	0	1	6
N29	*at Geo. Wash.	36	2-6	.333	2-5	.400	2-3	.667	0-0	0	2	3	4	0	4	8
D4	*UNC Wilmington	39	3-5	.600	0-1	.000	4-4	1.000	0-4	4	3	3	1	0	0	10
D6	*at VCU	38	3-7	.429	2-4	.500	0-1	.000	1-4	5	2	4	4	0	1	8
D19	*Hampton	20	0-5	.000	0-4	.000	0-0	.000	0-2	2	4	5	2	0	1	0
D23	*at Virginia Tech	34	3-6	.500	1-4	.250	4-4	1.000	0-2	2	3	2	3	0	3	11
D30	*Campbell	38	3-9	.333	0-3	.000	1-2	.500	0-4	4	1	8	0	0	1	7
J3	*at Pittsburgh	36	3-10	.300	1-4	.250	0-1	.000	0-0	0	4	6	5	0	0	7
J5	*at Virginia	29	3-9	.333	2-5	.400	2-2	1.000	1-2	3	3	4	3	0	1	10
J7	*at UNCW	33	1-8	.125	0-3	.000	0-0	.000	1-4	5	5	4	1	0	0	2
J10	*George Mason	28	2-6	.333	1-3	.333	0-0	.000	1-2	3	3	6	4	0	1	5
J14	*at Towson	35	1-4	.250	1-2	.500	1-3	.333	2-5	7	4	11	6	0	1	4
J17	*Drexel	34	2-5	.400	1-4	.250	0-0	.000	0-3	3	3	8	2	0	1	5
J21	*at Delaware	39	2-12	.167	1-7	.143	3-4	.750	1-3	4	3	5	3	0	1	8
J24	*at Hofstra	34	0-4	.000	0-4	.000	0-0	.000	0-3	3	3	10	2	0	2	0
J26	*Old Dominion	35	5-8	.625	1-2	.500	4-6	.667	0-7	7	1	6	1	0	0	15
J28	*at James Madison	36	6-8	.750	6-7	.857	4-4	1.000	0-4	4	1	4	2	0	1	22
J31	*at George Mason	38	4-12	.333	3-8	.375	2-2	1.000	0-1	1	1	11	2	0	1	13
F4	*James Madison	26	0-3	.000	0-3	.000	0-0	.000	0-3	3	5	5	4	0	1	0
F7	*at Drexel	38	1-7	.143	1-6	.167	0-0	.000	0-1	1	2	6	3	0	0	3
F11	*Delaware	36	3-6	.500	0-1	.000	3-3	1.000	0-4	4	3	4	3	0	1	9
F14	*Hofstra	32	1-4	.250	0-2	.000	2-2	1.000	0-2	2	3	4	4	0	1	4
F18	*Towson	34	1-7	.143	1-2	.500	3-6	.500	0-2	2	3	3	3	0	2	6
F25	*at Old Dominion	37	2-7	.286	1-3	.333	0-0	.000	0-1	1	0	9	2	0	1	5
F28	*VCU	35	1-6	.167	0-2	.000	0-0	.000	0-3	3	1	9	4	0	0	2
M5	*v. Towson (CAA)	34	1-4	.250	0-3	.000	2-2	1.000	0-2	2	4	6	4	0	0	4

D'Antoni's 2002-03 Game-by-Game Statistics (Sophomore)

Date	Opponent	Min	FG-A	Pct	3FG-A	Pct	FT-A	Pct	O-D	Tot	PF	A	TO	B	S	Pts
N22	Fordham	25	1-4	.250	0-1	.000	2-3	.667	0-0	0	3	3	1	0	1	4
N24	Radford	19	0-6	.000	0-1	.000	2-3	.667	0-0	0	2	1	1	0	1	2
N26	at Liberty															DNP
N30	at East Carolina	4	0-1	.000	0-0	.000	0-0	.000	0-0	0	0	0	0	0	0	0
D7	Virginia Tech															DNP
D22	Morgan State	11	0-0	.000	0-0	.000	5-6	.833	0-2	2	2	1	0	0	0	5
D30	at Campbell	26	2-4	.500	1-1	1.000	0-0	.000	0-2	2	2	6	2	0	0	5
J2	Char. Southern	12	0-3	.000	0-0	.000	0-0	.000	0-1	1	1	0	2	0	0	0
J4	Towson	19	0-1	.000	0-1	.000	4-4	1.000	1-0	1	0	4	3	0	1	4
J8	Delaware	15	0-1	.000	0-0	.000	1-2	.500	0-0	0	3	1	0	0	0	1
J11	at Old Dominion	9	0-0	.000	0-0	.000	0-0	.000	0-2	2	0	1	2	0	0	0
J15	at Drexel	8	1-2	.500	0-1	.000	1-2	.500	0-1	1	0	1	2	0	0	3
J18	VCU	6	0-0	.000	0-0	.000	0-0	.000	0-1	1	0	1	0	0	1	0
J22	Hofstra	15	1-4	.250	0-1	.000	0-2	.000	1-1	2	4	3	0	0	1	2
J25	*at George Mason	25	2-9	.222	1-5	.200	0-0	.000	0-0	0	5	1	4	0	2	5
J29	at James Madison	1	0-0	.000	0-0	.000	0-0	.000	0-0	0	0	0	0	0	0	0
F1	at Delaware	19	2-3	.667	1-1	1.000	4-4	1.000	1-1	2	1	1	0	0	0	9
F3	at Hampton	15	0-1	.000	0-1	.000	0-1	.000	0-0	0	1	1	1	0	0	0
F5	Old Dominion	5	0-1	.000	0-1	.000	0-0	.000	0-0	0	0	0	1	0	0	0
F8	at Hofstra															DNP
F12	at Towson															DNP
F15	George Mason															DNP
F19	at VCU	4	0-0	.000	0-0	.000	0-1	.000	0-0	0	0	1	0	0	0	0
F22	Drexel	8	0-1	.000	0-1	.000	0-0	.000	0-0	0	0	1	3	0	1	0
F24	UNC Wilmington															DNP
M1	James Madison	6	0-0	.000	0-0	.000	0-0	.000	0-1	1	2	0	1	0	0	0
M3	at UNCW	5	0-0	.000	0-0	.000	0-0	.000	0-0	0	2	0	1	0	0	0
M7	v. Hofstra (CAA)															DNP

D'Antoni's 2001-02 Game-by-Game Statistics (Freshman)

Date	Opponent	Min	FG-A	Pct	3FG-A	Pct	FT-A	Pct	O-D	Tot	PF	A	TO	B	S	Pts
N16	*at Texas Tech	34	3-8	.375	0-1	.000	3-4	.750	2-5	7	2	3	8	0	1	9
N17	*v. Northern Iowa	27	2-7	.286	1-5	.200	0-0	.000	0-3	3	4	3	4	0	0	5
N20	*at High Point	31	2-10	.200	1-7	.143	4-4	1.000	0-1	1	2	4	1	0	1	9
N24	*at Char. Southern	25	1-3	.333	1-2	.500	6-8	.750	0-2	2	3	0	2	0	0	9
N26	*at The Citadel	39	11-16	.688	6-9	.667	2-2	1.000	1-1	2	3	0	5	0	3	30
N28	*Washington & Lee	18	2-6	.333	1-4	.250	1-2	.500	1-2	3	2	1	1	0	2	6
N30	*at Purdue	29	1-5	.200	1-2	.500	0-0	.000	0-1	1	4	5	3	0	1	3
D2	*v. Akron	34	3-9	.333	2-5	.400	2-2	1.000	0-2	2	5	2	2	0	1	10
D27	*at Maryland	31	0-4	.000	0-4	.000	2-2	1.000	0-5	5	2	5	4	0	3	2
J3	*at George Mason	12	0-5	.000	0-4	.000	0-2	.000	3-3	6	3	2	2	0	1	0
J5	*Delaware	22	1-4	.250	1-1	1.000	5-6	.833	0-0	0	4	1	1	0	0	8
J7	*Drexel	28	3-9	.333	2-7	.286	0-0	.000	0-1	1	3	3	0	0	1	8
J12	*VCU	21	2-4	.500	1-3	.333	5-7	.714	0-2	2	4	4	5	0	0	10
J16	*UNC Wilmington	31	2-5	.400	1-4	.250	0-0	.000	0-4	4	0	7	5	0	0	5
J19	*at Hofstra	31	2-9	.222	0-6	.000	5-7	.714	0-1	1	4	4	3	0	2	9
J23	*James Madison	20	3-7	.429	2-5	.400	3-4	.750	0-3	3	3	0	1	0	3	11
J26	*at Old Dominion	30	1-6	.167	1-5	.200	0-0	.000	1-2	3	2	4	1	0	0	3
J30	*at Drexel	28	1-7	.143	1-6	.167	3-4	.750	1-4	5	4	3	1	0	1	6
F2	*Towson	27	1-3	.333	1-3	.333	0-0	.000	0-3	3	1	5	3	0	3	3
F4	*at James Madison	20	2-3	.667	2-2	1.000	2-3	.667	0-1	1	3	1	0	0	0	8
F6	*Hampton	29	1-5	.200	0-3	.000	0-0	.000	0-1	1						



15 • Reid Markham

Guard • Senior
6-3 • 205
Louisville, KY
Trinity

with 195 points and also had 70 rebounds and 40 assists ... Third on the team with a .416 field goal percentage ... Arguably the team's best player over the first 16 games, averaging 10.1 points, 3.1 rebounds and 1.8 assists ... Scored 23 points on 7-11 shooting from field and 5-5 from the line at Charleston Southern (Nov. 24) ... Shot 7-14 from the floor and 6-6 from the line to score 21 points vs. VCU (Jan. 12) ... Career-high eight rebounds and 14 points at GMU (Jan. 3) ... Led or tied for the team lead in scoring seven times.

Junior Season (2003-04)

Missed 13 games in the middle of the season with a broken right hand ... Tied career high with four assists at Old Dominion (Feb. 25) ... Seven points, two rebounds, three assists and two steals against Towson (Feb. 18) ... Five points, along with a rebound, assist and blocked shot vs. Hofstra (Feb. 14) ... Contributed a rebound, assist and blocked shot in seven minutes of action at Drexel (Feb. 7) ... Seven points

against Hampton (Dec. 19) ... Nine points at VCU (Dec. 6) ... Nine points, five rebounds, four assists and three steals in just 20 minutes at George Washington (Nov. 29) ... Scored 14 points and had five rebounds against St. Francis (NY) (Nov. 28) ... Five points, two rebounds at Radford (Nov. 24) ... 12 points and four assists in start against Liberty (Nov. 23).

Junior Medical Redshirt Season (2002-03)

Sat out most of the season due to illness and was granted a medical redshirt year by the NCAA ... Started and played in five games early in the year ... Scored 22 points and had 12 rebounds and seven assists in his limited action ... Scored 11 points while shooting 7-8 from the free throw line at Campbell (Dec. 30).

Sophomore Season (2001-02)

Improved immensely from his rookie season ... Played in all 29 games, including 15 starts ... Fifth on the team

Freshman Season (2000-01)

Saw limited action in 13 games ... Scored 25 points on the season ... First collegiate points came against High Point (Nov. 17) ... Career-high six points in back-to-back games at Virginia Commonwealth (Feb. 8) and George Mason (Feb. 10).



Markham's Career Statistics

Season	G-GS	Min-Avg	FG-A	Pct	3FG-A	Pct	FT-A	Pct	OR-DR	Reb-Avg	PF-FO	A	TO	Blk	St	Pts-Avg
2000-01	13-0	57-4.4	10-16	.625	1-1	1.000	4-8	.500	0-1	1-0.1	9-0	5	13	0	2	25-1.9
2001-02	29-15	607-20.9	67-161	.416	16-48	.333	45-60	.750	27-43	70-2.4	41-0	40	32	2	13	195-6.7
*2002-03	5-5	96-19.2	6-19	.316	2-7	.286	8-10	.800	3-9	12-2.4	10-0	7	7	0	4	22-4.4
2003-04	14-7	229-16.4	28-64	.438	6-13	.462	12-15	.800	8-18	26-1.9	22-0	26	22	2	9	74-5.3
Career	61-27	989-16.2	111-260	.427	25-69	.362	69-93	.742	38-71	109-1.8	82-0	78	74	4	28	316-5.2

Markham's CAA Statistics

Season	G-GS	Min-Avg	FG-A	Pct	3FG-A	Pct	FT-A	Pct	OR-DR	Reb-Avg	PF-FO	A	TO	Blk	St	Pts-Avg
2000-01	9-0	45-5.0	7-7	1.000	1-1	1.000	2-5	.400	0-1	1-0.1	7-0	4	10	0	1	17-1.9
2001-02	18-11	368-20.4	37-100	.370	4-24	.167	28-38	.737	19-28	47-2.6	25-0	24	22	2	8	106-5.9
*2002-03	2-2	23-11.5	1-4	.250	0-1	.000	0-0	.000	1-3	4-2.0	4-0	3	2	0	2	2-1.0
2003-04	8-2	114-14.3	10-25	.400	4-7	.571	3-4	.750	3-8	11-1.4	11-0	14	14	2	5	27-3.4
Career	37-15	550-14.9	55-136	.404	9-33	.273	33-47	.702	23-40	63-1.7	47-0	45	48	4	16	152-4.1

* Markham was granted a medical redshirt for the 2002-03 season.

2004-05 Tribe

High School Career

Three-time letterwinner for coach Dave Aberli at Trinity High School ... Averaged 23 points and five assists as a senior ... Trinity's second-leading all-time scorer with 1,211 points ... Two-time district MVP ... Two-time all-state, all-county, all-region and all-district selection ... Junior of the Year in Louisville ... McDonald's All-America nominee.

Personal

Full name is S Reid Markham, Jr.... Son of Reid and Lynne Markham ... Born November 5, 1981 in Louisville, Kentucky ... Father played baseball at the University of Louisville ... Enjoys watching football and listening to music ... Majoring in psychology.



Markham's Career Highs

Points	23 at Charleston Southern (11/24/01)
Field Goals	7, Virginia Commonwealth (11/12/02) 7 at Charleston Southern (11/24/01)
Field Goal Attempts	14, Virginia Commonwealth (11/24/01)
Three-Point Field Goals	4 at Charleston Southern (11/24/01)
Three-Point Field Goal Attempts	6 at Charleston Southern (11/24/01)
Free Throws	7 at Campbell (12/30/02)
Free Throw Attempts	8 at Campbell (12/30/02)
Rebounds	8 at George Mason (1/3/02)
Assists	4, three times, most recently at Old Dominion (2/25/04)
Steals	3 at George Washington (11/29/03)
Blocked Shots	1, four times, most recently Hofstra (2/14/04)
Minutes	37 at Charleston Southern (11/24/01)

Markham's 2003-04 Game-by-Game Statistics (Junior)

Date	Opponent	Min	FG-A	Pct	3FG-A	Pct	FT-A	Pct	O-D	Tot	PF	A	TO	B	S	Pts
N23	• Liberty	26	4-8	.500	0-2	.000	4-4	1.000	0-1	1	2	4	1	0	0	12
N24	• at Radford	15	2-4	.500	1-1	1.000	0-0	.000	1-1	2	2	1	1	0	0	5
N28	• v. St. Francis	31	5-12	.417	0-1	.000	4-6	.667	3-2	5	2	2	1	0	1	14
N29	• at Geo. Wash.	20	4-8	.500	0-1	.000	1-1	1.000	0-5	5	2	4	3	0	3	9
D4	• UNCW	17	1-2	.500	0-0	.000	0-0	.000	0-2	2	1	3	5	0	1	2
D6	• at VCU	22	3-7	.429	2-2	1.000	1-2	.500	0-1	1	2	1	1	0	1	9
D19	• Hampton	21	3-7	.429	1-1	1.000	0-0	.000	1-1	2	3	1	2	0	0	7
D23	at VA Tech															DNP
D30	Campbell															DNP
J3	at Pittsburgh															DNP
J5	at Virginia															DNP
J7	at UNCW															DNP
J10	George Mason															DNP
J14	at Towson															DNP
J17	Drexel															DNP
J21	at Delaware															DNP
J24	at Hofstra															DNP
J26	Old Dominion															DNP
J28	at James Madison															DNP
J31	at George Mason															DNP
F4	James Madison	5	0-2	.000	0-0	.000	0-0	.000	0-0	0	1	1	1	0	1	0
F7	at Drexel	7	0-0	.000	0-0	.000	0-0	.000	0-1	1	0	1	1	1	0	0
F11	Delaware															DNP
F14	Hofstra	17	2-6	.333	1-3	.333	0-0	.000	1-0	1	2	1	0	1	0	5
F18	Towson	24	3-6	.500	1-2	.500	0-0	.000	1-1	2	3	3	5	0	2	7
F25	at Old Dominion	10	0-1	.000	0-0	.000	0-0	.000	0-2	2	1	4	0	0	0	0
F28	VCU	12	1-1	1.000	0-0	.000	2-2	1.000	1-1	2	1	0	1	0	0	4
M5	v. Towson (CAA)	2	0-0	.000	0-0	.000	0-0	.000	0-0	0	0	0	0	0	0	0

Markham's 2002-03 Game-by-Game Statistics (Junior - Medical Redshirt)

Date	Opponent	Min	FG-A	Pct	3FG-A	Pct	FT-A	Pct	O-D	Tot	PF	A	TO	B	S	Pts
D22	• Morgan State	21	1-5	.200	0-3	.000	1-2	.500	2-1	3	2	1	3	0	1	3
D30	• Campbell	24	2-6	.333	0-1	.000	7-8	.875	0-2	2	2	2	1	0	1	11
J2	• Char. Southern	28	2-4	.500	2-2	1.000	0-0	.000	0-3	3	2	1	1	0	0	6
J4	• Towson	12	0-1	.000	0-1	.000	0-0	.000	1-1	2	3	1	1	0	2	0
J8	• Delaware	11	1-3	.333	0-0	.000	0-0	.000	0-2	2	1	2	1	0	0	2

Markham's 2001-02 Game-by-Game Statistics (Sophomore)

Date	Opponent	Min	FG-A	Pct	3FG-A	Pct	FT-A	Pct	O-D	Tot	PF	A	TO	B	S	Pts
N16	at Texas Tech	12	1-6	.167	0-2	.000	0-0	.000	0-0	0	0	0	0	0	2	2
N17	v. Northern Iowa	25	4-4	1.000	2-2	1.000	1-2	.500	1-2	3	4	0	1	0	0	11
N20	at High Point	28	4-7	.571	1-3	.333	3-3	1.000	1-2	3	2	1	1	0	0	12
N24	• at Char. Southern	37	7-11	.636	4-6	.667	5-5	1.000	0-3	3	0	3	4	0	0	23
N26	• at The Citadel	30	1-7	.143	1-3	.333	0-0	.000	1-1	2	2	3	0	0	0	3
N28	• Washington & Lee	17	1-4	.250	0-1	.000	4-6	.667	1-1	2	1	2	1	0	2	6
N30	at Purdue	24	6-7	.857	1-1	1.000	0-0	.000	3-1	4	1	2	0	0	0	13
D2	v. Akron	19	1-4	.250	1-2	.500	2-4	.500	1-1	2	0	2	0	0	0	5
D27	at Maryland	17	2-4	.500	1-2	.500	0-0	.000	0-2	2	2	2	2	0	0	5
J3	at George Mason	32	6-12	.500	1-4	.250	1-1	1.000	4-4	8	2	3	3	0	1	14
J5	• Delaware	27	3-3	1.000	0-0	.000	5-6	.833	1-4	5	1	2	2	0	1	11
J7	• Drexel	25	2-9	.222	0-3	.000	4-6	.667	0-4	4	1	3	1	1	2	8
J12	• VCU	29	7-14	.500	1-2	.500	6-6	1.000	0-5	5	0	2	1	0	0	21
J16	• UNCW	28	3-8	.375	0-2	.000	1-1	1.000	2-1	3	1	1	1	0	0	7
J19	• at Hofstra	32	3-5	.600	1-2	.500	2-3	.667	0-1	1	3	1	2	0	0	9
J23	• James Madison	29	5-11	.455	0-2	.000	2-5	.400	2-0	2	1	2	0	0	2	12
J26	• at Old Dominion	30	3-13	.231	0-4	.000	1-2	.500	3-3	6	1	1	0	0	0	7
J30	• at Drexel	14	1-6	.167	0-1	.000	0-0	.000	2-0	2	2	2	0	0	0	2
F2	• Towson	19	2-4	.500	1-2	.500	2-2	1.000	0-2	2	3	2	1	0	1	7
F4	• at James Madison	15	2-3	.667	0-1	.000	0-0	.000	0-0	0	0	1	1	0	0	4
F6	• Hampton	26	3-7	.429	1-2	.500	2-2	1.000	0-2	2	4	1	1	0	1	9
F9	• at Towson	15	0-4	.000	0-0	.000	0-0	.000	0-1	1	2	0	3	1	0	0
F13	at UNCW	7	0-1	.000	0-0	.000	0-0	.000	0-1	1	2	0	0	0	1	0
F16	Hofstra	12	0-2	.000	0-0	.000	2-2	1.000	2-1	3	1	0	2	0	0	2
F18	George Mason	4	0-1	.000	0-1	.000	0-0	.000	0-0	0	0	0	1	0	0	0
F20	at Delaware	6	0-0	.000	0-0	.000	0-0	.000	0-0	0	0	1	0	0	0	0
F23	Old Dominion	18	0-1	.000	0-0	.000	0-0	.000	1-0	1	2	1	1	0	0	0
F25	at VCU	26	0-3	.000	0-0	.000	2-4	.500	2-1	3	3	2	3	0	0	2
M1	v. JMU (CAA)	4	0-0	.000	0-0	.000	0-0	.000	0-0	0	0	0	0	0	0	0

Markham's 2000-01 Game-by-Game Statistics (Freshman)

Date	Opponent	Min	FG-A	Pct	3FG-A	Pct	FT-A	Pct	O-D	Tot	PF	A	TO	B	S	Pts
N17	High Point	3	1-2	.500	0-0	.000	0-0	.000	0-0	0	1	0	1	0	0	2
N20	at Virginia Tech															DNP
N25	Winthrop															DNP
N29	at Wofford															DNP
D2	The Citadel															DNP
D6	UNCW															DNP
D9	at American															DNP
D22	Navy	4	1-4	.250	0-0	.000	0-0	.000	0-0	0	0	1	1	0	0	2
D29	at New Mexico															DNP
D30	v. Davidson															DNP
J3	at East Carolina															DNP
J6	at Fordham	2	1-1	1.000	0-0	.000	2-3	.667	0-0	0	0	0	1	0	1	4
J10	at Old Dominion	2	0-0	.000	0-0	.000	1-2	.500	0-0	0	2	0	0	0	0	1
J13	VCU															DNP
J15	at Hampton															DNP
J17	George Mason	3	1-1	1.000	0-0	.000	0-0	.000	0-0	0	1	1	1	0	1	2
J20	at Richmond															DNP
J24	James Madison	16	1-1	1.000	0-0	.000	0-1	.000	0-1	1	1	0	1	0	0	

2004-05 Tribe



00 • Nate Loehrke

Center • Junior
6-10 • 250
Kalamazoo, MI
Mattawan

... Averaged 18 points, 10 rebounds and four blocks as a senior ... Mattawan's all-time leader in rebounding and blocked shots ... Second leading all-time scorer ... Three-time all-state pick ... Twice an academic all-state selection ... National Honor Society ... Named Senior of the Year at Mattawan High School.

Personal

Full name is Nathaniel Eric Loehrke ... Son of Mark Loehrke and Judy Johnson ... Born November 20, 1982 in Kalamazoo, Michigan ... Enjoys playing banjo, art, filmmaking and rock and roll music ... Cartoonist for the *Flat Hat*, W&M student newspaper ... Majoring in studio art.

Sophomore Season (2003-04)

Played in 24 games and started 10 of last 11 contests ... Scored 94 points and had 62 rebounds, while shooting .506 from the field ... 10 points, six rebounds and two assists in 21 minutes off the bench against Virginia Commonwealth (Feb. 28) ... Five points, two rebounds, two blocks and a career-high three assists vs. Delaware (Feb. 11) ... Career-high seven rebounds at George Mason (Jan. 31) ... Earned first career start against Old Dominion (Jan. 26) and made the most of it with a ca-

reer-high 14 points, along with five rebounds and two assists in 27 minutes ... 10 points on 5-6 shooting at Delaware (Jan. 21) ... Eight points to go with four rebounds against George Mason (Jan. 10) ... Set or tied career-highs in points (7), rebounds (5), assists (2), blocked shots (2) and minutes (16) at UNCW (Jan. 7).

Freshman Season (2002-03)

Played in 14 games with 19 points and 18 rebounds ... Scored his first career point and pulled down his first career rebound against Towson (Jan. 4) ... Also scored a season-best five points vs. the Tigers, shooting 3-4 from the free throw line ... Had a season-high four rebounds against Delaware (Feb. 1) ... At East Carolina (Nov. 30) made a steal and passed down the court to Taylor Mokris for an assist in his first career game.

High School Career

Four-time letterwinner for coach Dan Hoff at Mattawan High School



Loehrke's Career Statistics

Season	G-GS	Min-Avg	FG-A	Pct	3FG-A	Pct	FT-A	Pct	OR-DR	Reb-Avg	PF-FO	A	TO	Blk	St	Pts-Avg
2002-03	14-0	68-4.9	5-18	.278	0-0	.000	9-13	.692	5-13	18-1.3	16-0	3	6	4	1	19-1.4
2003-04	24-10	287-12.0	42-83	.506	0-0	.000	10-14	.714	18-44	62-2.6	52-2	16	20	13	2	94-3.9
Career	38-10	355-9.3	47-101	.465	0-0	.000	19-27	.704	23-57	80-2.1	68-2	19	26	17	3	113-3.0

Loehrke's CAA Statistics

Season	G-GS	Min-Avg	FG-A	Pct	3FG-A	Pct	FT-A	Pct	OR-DR	Reb-Avg	PF-FO	A	TO	Blk	St	Pts-Avg
2002-03	13-0	67-5.2	5-18	.278	0-0	.000	9-13	.692	5-13	18-1.4	16-0	2	6	4	0	19-1.5
2003-04	16-9	220-13.8	37-71	.521	0-0	.000	10-13	.769	14-32	46-2.9	33-1	13	14	9	1	84-5.3
Career	29-9	287-9.9	42-89	.472	0-0	.000	19-26	.731	19-45	64-2.2	49-1	15	20	13	1	103-3.6



Loehrke's 2003-04 Game-by-Game Statistics (Sophomore)

Date	Opponent	Min	FG-A	Pct	3FG-A	Pct	FT-A	Pct	O-D	Tot	PF	A	TO	B	S	Pts
N23	Liberty	1	0-0	.000	0-0	.000	0-0	.000	0-0	0	0	0	0	0	1	0
N24	at Radford						DNP									
N28	v. St. Francis	3	0-1	.000	0-0	.000	0-0	.000	0-0	0	0	0	1	0	0	0
N29	at Geo. Wash.	3	0-0	.000	0-0	.000	0-0	.000	0-0	0	1	0	1	0	0	0
D4	UNCW						DNP									
D6	at VCU	2	0-0	.000	0-0	.000	0-0	.000	0-1	1	1	0	0	0	0	0
D19	Hampton						DNP									
D23	at VA Tech	16	1-1	1.000	0-0	.000	0-1	.000	1-3	4	3	0	2	2	0	2
D30	Campbell	6	1-1	1.000	0-0	.000	0-0	.000	1-3	4	4	1	1	0	0	2
J3	at Pittsburgh	7	1-2	.500	0-0	.000	0-0	.000	0-1	1	3	1	0	0	0	2
J5	at Virginia	14	1-4	.250	0-0	.000	0-0	.000	1-0	1	5	1	0	1	0	2
J7	at UNCW	16	3-5	.600	0-0	.000	1-2	.500	1-4	5	1	2	1	2	0	7
J10	GMU	14	4-5	.800	0-0	.000	0-0	.000	2-2	4	3	1	0	0	0	8
J14	at Towson	11	0-2	.000	0-0	.000	2-2	1.000	0-2	2	1	0	0	0	0	2
J17	Drexel	8	2-4	.500	0-0	.000	0-0	.000	0-0	0	2	1	0	0	0	4
J21	at Delaware	19	5-6	.833	0-0	.000	0-0	.000	1-1	2	2	0	1	1	0	10
J24	at Hofstra						DNP									
J26	• ODU	27	5-8	.625	0-0	.000	4-5	.800	0-5	5	5	2	3	0	1	14
J28	• at JMU	14	3-3	1.000	0-0	.000	0-0	.000	1-1	2	4	0	3	1	0	6
J31	• at GMU	20	1-8	.125	0-0	.000	0-0	.000	2-5	7	2	0	0	1	0	2
F4	• JMU	13	2-6	.333	0-0	.000	0-0	.000	2-1	3	2	0	2	1	0	4
F7	• at Drexel	3	0-1	.000	0-0	.000	0-0	.000	0-0	0	0	0	0	0	0	0
F11	• Delaware	16	2-5	.400	0-0	.000	1-2	.500	0-2	2	3	3	2	2	0	5
F14	• Hofstra	13	2-4	.500	0-0	.000	0-0	.000	0-0	0	1	0	2	1	0	4
F18	• Towson	8	2-5	.400	0-0	.000	0-0	.000	2-1	3	0	1	0	0	0	4
F25	• at ODU	15	2-2	1.000	0-0	.000	0-0	.000	2-2	4	3	1	0	0	0	4
F28	VCU	21	4-7	.571	0-0	.000	2-2	1.000	1-5	6	3	2	0	0	0	10
M5	• v. Towson	17	1-3	.333	0-0	.000	0-0	.000	1-5	6	3	0	1	1	0	2

Loehrke's 2002-03 Game-by-Game Statistics (Redshirt-Freshman)

Date	Opponent	Min	FG-A	Pct	3FG-A	Pct	FT-A	Pct	O-D	Tot	PF	A	TO	B	S	Pts
N22	Fordham						DNP									
N24	Radford						DNP									
N26	at Liberty						DNP									
N30	at East Carolina	1	0-0	.000	0-0	.000	0-0	.000	0-0	0	0	1	0	0	1	0
D7	Virginia Tech						DNP									
D22	Morgan State						DNP									
D30	at Campbell						DNP									
J2	Char. Southern						DNP									
J4	Towson	13	1-3	.333	0-0	.000	3-4	.750	0-3	3	4	0	1	0	0	5
J8	Delaware	5	2-4	.500	0-0	.000	0-0	.000	2-1	3	2	1	1	1	0	4
J11	at Old Dominion	2	0-0	.000	0-0	.000	0-0	.000	0-1	1	1	0	0	0	0	0
J15	at Drexel	2	0-0	.000	0-0	.000	3-4	.750	0-1	1	0	0	0	0	0	3
J18	VCU	2	0-1	.000	0-0	.000	0-0	.000	1-0	1	0	0	1	0	0	0
J22	Hofstra	5	0-3	.000	0-0	.000	0-0	.000	1-0	1	0	0	0	0	0	0
J25	at George Mason	1	0-0	.000	0-0	.000	0-0	.000	0-0	0	0	0	0	0	0	0
J29	at James Madison	4	1-1	1.000	0-0	.000	0-0	.000	0-0	0	0	1	0	0	0	2
F1	at Delaware	12	0-2	.000	0-0	.000	1-2	.500	1-3	4	3	0	2	0	0	1
F3	at Hampton						DNP									
F5	Old Dominion	3	0-0	.000	0-0	.000	2-2	1.000	0-0	0	4	0	1	2	0	2
F8	at Hofstra						DNP									
F12	at Towson						DNP									
F15	George Mason						DNP									
F19	at VCU	8	1-2	.500	0-0	.000	0-1	.000	0-1	1	1	0	0	0	0	2
F22	Drexel	5	0-0	.000	0-0	.000	0-0	.000	0-1	1	1	0	0	0	0	0
F24	UNCW	8	0-1	.000	0-0	.000	0-0	.000	0-2	2	0	0	0	1	0	0
M1	James Madison						DNP									
M3	at UNCW						DNP									
M7	v. Hofstra (CAA)						DNP									

• Games started

Loehrke's Career Highs

Points	14, Old Dominion (1/26/04)
Field Goals	5, Old Dominion (1/26/04) 5 at Delaware (1/21/04)
Field Goal Attempts	8 at George Mason (1/31/04) 8, Old Dominion (1/26/04)
Three-Point Field Goals	None
Three-Point Field Goal Attempts	None
Free Throws	4, Old Dominion (1/26/04)
Free Throw Attempts	5, Old Dominion (1/26/04)
Rebounds	7 at George Mason (1/31/04)
Assists	3, Delaware (2/11/04)
Steals	1, three times, most recently Old Dominion (1/26/04)
Blocked Shots	2, four times, most recently Delaware (2/11/04)
Minutes	27, Old Dominion (1/26/04)



22 • Taylor Mokris

Guard • Junior
6-6 • 215
Charlotte, NC
Providence Day

Sophomore Season (2003-04)

Played in all 28 games with nine starts ... Second-highest returning scorer with 7.9 points per game and shot .780 (39-50) from the free throw line to lead the team ... Scored in double figures seven times ... 14 points, including 3-3 shooting from the three-point line, and four rebounds in just 12 minutes at Old Dominion (Feb. 25) ... Six points, two rebounds and a steal against Towson (Feb. 18) ... 15 points on 5-6 shooting from the three-point line with four rebounds against Delaware (Feb. 11) ...




12 points and three rebounds at James Madison (Jan. 28) ... 13 points and four rebounds at Towson (Jan. 14) ... 17 points and five rebounds against George Mason (Jan. 10) ... Nine points and seven rebounds at UNCW (Jan. 7) ... Sparked a Tribe run to open the second half against Campbell (Dec. 30) with three pointers on the first two possessions, ending the game with nine points, four rebounds and a career-high four steals ... 16 points and six rebounds against Hampton (Dec. 19) in his first start of the season ... Set a number of career highs including points (19) and rebounds (7) against Liberty (Nov. 23).

Freshman Season (2002-03)

Played in 25 games, including eight starts ... Scored 106 points and had 55 rebounds ... Named CAA Rookie of the Week on Feb. 24 after a pair of games in which he averaged 10.5 points and shot .615 from the field ... Season-high 15 points on 6-7 shooting vs. UNC Wilmington (Feb. 24) ... Scored 11 points against Drexel (Feb. 22) and had 10 points at Virginia Commonwealth (Feb. 19) ... Season-high six rebounds to go with six points vs. Old Dominion (Feb. 5).

High School Career

Two-time all-state selection ... Three-time all-conference and All-Mecklenburg County selection ... Set school record with more than 1,800 points in his career, averaging 24 points, eight rebounds and four assists per game ... Set Mecklenburg County record with 53 points in



a single game ... Participated on 16-and-under national champion Charlotte Royals AAU team ... Also played one year of football at quarterback.

Personal

Full name is Taylor Michael Mokris ... Son of Dr. Jeffrey and Marylee Mokris ... Enjoys watching football ... Majoring in accounting ... Founding member of W&M Finance Academy ... Member of Wayne Gibbs Accounting Society, College Republicans and FCA ... Born October 31, 1983 in Charlotte, North Carolina.

Mokris' Career Statistics

Season	G-GS	Min-Avg	FG-A	Pct	3FG-A	Pct	FT-A	Pct	OR-DR	Reb-Avg	PF-FO	A	TO	Blk	St	Pts-Avg
2002-03	25-8	407-16.3	37-86	.430	6-33	.182	26-35	.743	11-44	55-2.2	30-0	22	21	1	11	106-4.2
2003-04	28-9	610-21.8	75-169	.444	31-83	.373	39-50	.780	24-67	91-3.3	55-1	25	43	2	19	220-7.9
Career	53-17	1017-19.2	112-255	.439	37-116	.319	65-85	.765	35-111	146-2.8	85-1	47	64	3	30	326-6.2

Mokris' CAA Statistics

Season	G-GS	Min-Avg	FG-A	Pct	3FG-A	Pct	FT-A	Pct	OR-DR	Reb-Avg	PF-FO	A	TO	Blk	St	Pts-Avg
2002-03	17-4	284-16.7	30-65	.462	5-23	.217	15-18	.833	8-30	38-2.2	17-0	14	15	0	7	80-4.7
2003-04	18-4	375-20.8	46-106	.434	21-54	.389	28-35	.800	12-40	52-2.9	30-0	17	25	1	10	141-7.8
Career	35-8	659-18.8	76-171	.444	26-77	.338	43-53	.811	20-70	90-2.6	47-0	31	40	1	17	221-6.3

2004-05 Tribe



Mokris' 2003-04 Game-by-Game Statistics (Sophomore)

Date	Opponent	Min	FG-A	Pct	3FG-A	Pct	FT-A	Pct	O-D	Tot	PF	A	TO	B	S	Pts
N23	Liberty	28	8-11	.727	3-4	.750	0-0	.000	2-5	7	0	2	1	0	0	19
N24	at Radford	25	2-8	.250	1-5	.200	4-4	1.000	1-3	4	3	2	0	0	1	9
N28	v.St. Francis	18	2-4	.500	0-2	.000	0-0	.000	1-4	5	3	1	4	0	1	4
N29	at Geo.Wash.	17	1-5	.200	1-3	.333	2-2	1.000	0-3	3	2	0	2	0	1	5
D4	UNCW	20	2-4	.500	1-3	.333	0-0	.000	0-2	2	1	1	2	0	0	5
D6	at VCU	20	3-5	.600	1-2	.500	0-0	.000	0-1	1	2	2	2	0	2	7
D19	• Hampton	34	7-14	.500	1-4	.250	1-2	.500	1-5	6	5	0	4	0	2	16
D23	• at VA Tech	27	2-7	.286	1-4	.250	3-3	1.000	1-3	4	2	0	3	0	0	8
D30	• Campbell	28	3-6	.500	2-4	.500	1-3	.333	2-2	4	4	2	2	0	4	9
J3	• at Pittsburgh	15	1-1	1.000	0-0	.000	0-1	.000	0-0	0	3	1	0	0	0	2
J5	• at Virginia	25	2-4	.500	0-2	.000	0-0	.000	3-1	4	2	0	1	0	0	4
J7	• at UNCW	33	2-7	.286	1-4	.250	4-6	.667	3-4	7	3	1	3	0	0	9
J10	• GMU	34	4-12	.333	2-7	.286	7-9	.778	2-3	5	2	1	3	0	1	17
J14	• at Towson	24	5-10	.500	0-2	.000	3-3	1.000	1-3	4	2	1	0	0	1	13
J17	• Drexel	22	2-3	.667	0-0	.000	3-5	.600	1-0	1	1	1	2	0	1	7
J21	at Delaware	18	2-4	.500	0-1	.000	0-0	.000	2-1	3	2	1	2	1	0	4
J24	at Hofstra	19	2-6	.333	1-3	.333	2-2	1.000	0-0	0	2	2	1	0	2	7
J26	ODU	19	2-5	.400	1-3	.333	1-1	1.000	0-1	1	0	2	1	0	0	6
J28	at JMU	20	5-10	.500	2-4	.500	0-0	.000	1-2	3	2	0	1	0	0	12
J31	at GMU	18	2-4	.500	0-2	.000	0-0	.000	0-2	2	1	0	1	0	0	4
F4	JMU	28	2-6	.333	2-3	.667	0-0	.000	0-3	3	1	2	0	0	0	6
F7	at Drexel	9	0-3	.000	0-2	.000	0-0	.000	0-2	2	0	1	1	0	0	0
F11	Delaware	26	5-7	.714	5-6	.833	0-0	.000	1-3	4	2	0	1	0	1	15
F14	Hofstra	23	2-7	.286	1-6	.167	2-2	1.000	0-5	5	4	1	2	0	0	7
F18	Towson	16	1-3	.333	1-2	.500	3-4	.750	0-2	2	2	0	1	0	1	6
F25	at ODU	12	4-7	.571	3-3	1.000	3-3	1.000	0-4	4	2	1	1	0	1	14
F28	VCU	14	1-3	.333	0-1	.000	0-0	.000	1-2	3	1	0	1	0	0	2
M5	v.Towson (CAA)	18	1-3	.333	1-1	1.000	0-0	.000	1-1	2	1	0	1	1	0	3

Mokris' 2002-03 Game-by-Game Statistics (Redshirt-Freshman)

Date	Opponent	Min	FG-A	Pct	3FG-A	Pct	FT-A	Pct	O-D	Tot	PF	A	TO	B	S	Pts
N22	Fordham	7	0-0	.000	0-0	.000	0-2	.000	1-0	1	2	2	1	0	0	0
N24	Radford	21	1-3	.333	1-3	.333	3-3	1.000	2-1	3	2	1	1	1	1	6
N26	• Liberty	30	2-7	.286	0-3	.000	4-7	.571	0-3	3	1	2	1	0	0	8
N30	• East Carolina	23	3-5	.600	0-0	.000	0-0	.000	0-3	3	3	0	1	0	0	6
D7	• Virginia Tech	12	0-3	.000	0-2	.000	2-2	1.000	0-3	3	3	1	1	0	2	2
D22	Morgan State							DNP								
D30	Campbell	2	0-0	.000	0-0	.000	0-0	.000	0-0	0	0	0	0	0	0	0
J2	Char. Southern							DNP								
J4	Towson	13	0-3	.000	0-1	.000	2-2	1.000	0-3	3	0	2	1	0	0	2
J8	Delaware							DNP								
J11	Old Dominion	7	0-0	.000	0-0	.000	0-0	.000	0-1	1	1	0	0	0	0	0
J15	Drexel	6	1-3	.333	0-0	.000	0-0	.000	0-2	2	1	0	0	0	0	2
J18	VCU	9	1-1	1.000	1-1	1.000	0-0	.000	0-0	0	1	0	1	0	0	3
J22	Hofstra	13	1-6	.167	1-2	.500	0-0	.000	1-1	2	2	1	1	0	1	3
J25	George Mason	1	0-0	.000	0-0	.000	0-0	.000	0-0	0	0	0	0	0	0	0
J29	• James Madison	26	3-4	.750	1-2	.500	0-0	.000	0-2	2	1	1	0	0	1	7
F1	• Delaware	24	1-5	.200	0-3	.000	0-0	.000	0-2	2	0	1	2	0	0	2
F3	• Hampton	7	0-1	.000	0-1	.000	0-0	.000	0-3	3	0	0	0	0	0	0
F5	• Old Dominion	30	3-6	.500	0-2	.000	0-0	.000	2-4	6	2	2	1	0	0	6
F8	• Hofstra	11	0-1	.000	0-1	.000	0-0	.000	0-1	1	2	0	1	0	0	0
F12	Towson	17	2-3	.667	0-0	.000	2-3	.667	1-3	4	1	0	0	0	1	6
F15	George Mason	11	1-2	.500	0-0	.000	1-2	.500	1-1	2	0	0	2	0	0	3
F19	VCU	12	3-4	.750	0-1	.000	4-4	1.000	0-2	2	4	0	1	0	1	10
F22	Drexel	23	5-9	.556	1-3	.333	0-0	.000	2-1	3	0	2	0	0	1	11
F24	UNCW	30	6-7	.857	1-2	.500	2-2	1.000	0-3	3	2	2	2	0	0	15
M1	James Madison	27	1-6	.167	0-3	.000	4-5	.800	1-2	3	0	2	1	0	1	6
M3	UNCW	24	2-5	.400	0-2	.000	0-0	.000	0-2	2	0	1	2	0	1	4
M7	v.Hofstra (CAA)	21	1-2	.500	0-1	.000	2-3	.667	0-1	1	2	2	1	0	1	4

• Games started

Mokris' Career Highs

Points	19, Liberty (11/23/03)
Field Goals	8, Liberty (11/23/03)
Field Goal Attempts	14, Hampton (12/19/03)
Three-Point Field Goals	5, Liberty (2/11/04)
Three-Point Field Goal Attempts	7, George Mason (1/10/04)
Free Throws	7, George Mason (1/10/04)
Free Throw Attempts	9, George Mason (1/10/04)
Rebounds	7 at UNC Wilmington (1/7/04) 7, Liberty (11/23/03)
Assists	2, 14 times, most recently James Madison (2/4/04)
Steals	4, Campbell (12/30/03)
Blocked Shots	1 at Delaware (1/21/04) 1, Radford (11/24/02)
Minutes	34, George Mason (1/10/04) 34, Hampton (12/19/03)



21 • Hawley Smith

Forward • Junior

6-5 • 215

**Jacksonville, FL
The Bolles School**

Team co-captain ... Transferred to William and Mary from Temple in the summer of 2003.

Sophomore Season (2002-03 at Temple)

Played in 31 games, scoring 60 points with 63 rebounds ... Atlantic 10 All-Academic Team ... Temple Sixth Man Award and Owl Club Academic Award ... Started against Drexel in the first round of the NIT (March 18), scoring four points with two rebounds ... Season-high 10 points on 4-5 shooting to go with seven rebounds at Fordham (Feb. 23).

Freshman Season (2001-02 at Temple)

Played in 31 games, with 38 points and 25 rebounds ... Temple Sixth Man Award and Owl Club Academic Award ... Career high 12 points on 4-6 shooting, including 3-3 from the three-point line, against Fordham (Jan. 30) ... Five points, three rebounds and three assists against Syracuse (March 28) in the NIT consolation game ... Five points vs. Villanova in the quarterfinals of the NIT (March 22).

High School Career

Played for coach Bob Rhodin ... Named AAA Player of the Year and MVP in all classifications in the Northeastern Region by the Florida Coaches Association ... Averaged 16.5 points, 10.0 rebounds and 4.0 assists, while shooting 56 percent from three-point range as a senior ... Played in the FHSAA state all-star game ... Also ran track and played baseball.

Personal

Full name is Vernon Hawley Smith, III ... Son of Vernon, Sr. and Emily Smith ... Born March 4, 1983 in Jacksonville, Florida ... Participates in Young Life and FCA ... Enjoys hunting, fishing, paintball and water sports ... Majoring in marketing.

Smith's Career Highs (all at Temple)

Points	12, Fordham (1/30/02)
Field Goals	4 at Fordham (2/23/03) 4, Fordham (1/30/02)
Field Goal Attempts	6 vs. Syracuse (3/28/02) 6, Fordham (1/30/02)
Three-Point Field Goals	3, Fordham (1/30/02)
Three-Point Field Goal Attempts	4 vs. Syracuse (3/28/02)
Free Throws	3 at Rhode Island (1/22/03) 3 at South Carolina (12/2/02)
Free Throw Attempts	5 at South Carolina (12/2/02)
Rebounds	7 at Fordham (2/23/03) 7 at Wake Forest (12/1/02)
Assists	3 at Penn (12/7/02) 3 vs. Syracuse (3/28/02)
Steals	3 at Rhode Island (1/22/03)
Blocked Shots	1, four times, most recently Minnesota (3/27/03)
Minutes	26 vs. Syracuse (3/28/02)

Smith's 2002-03 Game-by-Game Statistics (Sophomore at Temple)

Date	Opponent	Min	FG-A	Pct	3FG-A	Pct	FT-A	Pct	O-D	Tot	PF	A	TO	B	S	Pts
N24	Rutgers	14	1-2	.500	0-1	.000	0-0	.000	2-0	2	1	0	1	0	1	2
D1	at Wake Forest	23	1-4	.250	1-3	.333	1-2	.500	2-5	7	1	1	1	1	0	4
D2	at South Carolina	9	1-5	.200	0-1	.000	3-5	.600	3-0	3	0	0	1	0	0	5
D4	at Charlotte	10	3-4	.750	1-2	.500	1-1	1.000	2-1	3	2	0	1	0	1	8
D7	at Penn	25	0-1	.000	0-1	.000	0-0	.000	0-3	3	2	3	1	1	1	0
D11	at Penn State	7	1-2	.500	1-2	.500	0-0	.000	0-1	1	2	0	0	0	0	3
D14	at Illinois	13	0-2	.000	0-2	.000	0-0	.000	0-0	0	2	1	2	0	1	0
D28	Indiana	9	0-1	.000	0-1	.000	0-0	.000	0-0	0	0	0	0	0	0	0
D31	at Villanova	6	1-1	1.000	0-0	.000	0-0	.000	0-0	0	2	1	1	0	0	2
J2	Wisconsin	20	0-3	.000	0-1	.000	2-3	.667	2-2	4	4	1	0	0	0	2
J5	Geo. Washington	8	0-1	.000	0-0	.000	0-0	.000	2-0	2	2	1	0	0	1	0
J8	at Duquesne	6	0-1	.000	0-1	.000	0-2	.000	0-0	0	1	1	0	0	0	0
J22	at Rhode Island	20	0-2	.000	0-1	.000	3-4	.750	1-2	3	2	2	0	0	3	3
J25	Dayton	6	0-1	.000	0-1	.000	0-0	.000	0-0	0	1	0	0	0	0	0
F1	at St. Bonaventure	8	1-2	.500	0-0	.000	1-2	.500	1-0	1	2	1	0	0	0	3
F8	at Massachusetts	8	0-0	.000	0-0	.000	0-0	.000	0-1	1	0	0	0	0	0	0
F13	at St. Joseph's	5	0-1	.000	0-0	.000	1-2	.500	0-0	0	1	0	0	0	0	1
F15	NC State	20	2-2	1.000	0-0	.000	0-0	.000	3-1	4	0	1	0	0	0	4
F19	Rhode Island	14	0-2	.000	0-1	.000	2-3	.667	1-1	2	1	1	0	0	1	2
F23	at Fordham	17	4-5	.800	2-2	1.000	0-1	.000	2-5	7	2	1	1	0	1	10
F26	Massachusetts	11	2-4	.500	1-3	.333	0-0	.000	0-1	1	2	0	0	0	0	5
M1	St. Bonaventure	7	1-3	.333	0-0	.000	0-2	.000	3-0	3	1	0	0	0	0	2
M6	La Salle	7	0-0	.000	0-0	.000	0-0	.000	2-1	3	1	0	0	1	0	0
M8	at Xavier	4	0-0	.000	0-0	.000	0-0	.000	1-1	2	1	0	0	0	0	0
M13	v. Richmond (A10)	9	0-0	.000	0-0	.000	0-0	.000	0-0	0	1	0	0	0	0	0
M14	v. Xavier (A10)	6	0-0	.000	0-0	.000	0-0	.000	0-3	3	2	0	0	0	0	0
M15	v. Dayton (A10)	5	0-0	.000	0-0	.000	0-0	.000	0-1	1	0	1	0	0	0	0
M18	*Drexel (NIT)	12	1-5	.200	0-2	.000	2-4	.500	1-1	2	0	0	0	0	0	4
M21	Boston Coll. (NIT)	11	0-1	.000	0-1	.000	0-0	.000	1-2	3	1	2	1	0	1	0
M25	at URI (NIT)	3	0-2	.000	0-1	.000	0-0	.000	1-1	2	0	0	0	0	0	0
M27	Minnesota (NIT)	5	0-0	.000	0-0	.000	0-0	.000	0-0	0	1	0	0	0	1	0

Smith's 2001-02 Game-by-Game Statistics (Freshman at Temple)

Date	Opponent	Min	FG-A	Pct	3FG-A	Pct	FT-A	Pct	O-D	Tot	PF	A	TO	B	S	Pts
N8	v. Florida	5	0-0	.000	0-0	.000	0-0	.000	1-1	2	0	0	0	0	0	0
N9	v. Maryland	3	0-1	.000	0-0	.000	0-0	.000	0-2	2	0	0	0	0	0	0
N29	Charlotte	2	0-1	.000	0-1	.000	0-0	.000	0-0	0	0	0	0	0	0	0
D1	Penn State	4	0-0	.000	0-0	.000	0-0	.000	0-0	0	0	0	1	0	0	0
D3	at Wisconsin	8	0-0	.000	0-0	.000	0-0	.000	1-1	2	0	0	0	0	0	0
D5	at Duke	5	1-2	.500	0-1	.000	0-0	.000	0-0	0	1	0	0	0	0	2
D18	v. Alabama	1	0-0	.000	0-0	.000	0-0	.000	0-0	0	0	0	0	0	0	0
D22	DePaul	2	0-0	.000	0-0	.000	0-0	.000	0-0	0	0	0	0	0	0	0
D30	Penn	4	0-1	.000	0-0	.000	0-0	.000	0-1	1	0	0	0	0	0	0
J6	at Fordham	6	0-0	.000	0-0	.000	0-0	.000	0-1	1	0	0	0	0	0	0
J9	Duquesne	8	0-0	.000	0-0	.000	0-0	.000	0-2	2	0	0	1	0	0	0
J12	Rhode Island	1	0-0	.000	0-0	.000	0-0	.000	0-0	0	0	0	0	0	0	0
J16	at St. Bonaventure	10	1-1	1.000	0-0	.000	0-0	.000	0-0	0	0	1	0	0	0	2
J19	at Massachusetts	0+	0-0	.000	0-0	.000	0-0	.000	0-0	0	0	0	0	0	0	0
J23	Richmond	5	1-1	1.000	0-0	.000	0-0	.000	1-0	1	0	0	0	0	0	2
J26	at NC State	13	1-4	.250	1-2	.500	0-0	.000	0-1	1	3	1	1	0	1	3
J30	Fordham	17	4-6	.667	3-3	1.000	1-1	1.000	2-1	3	0	0	0	0	0	12
F2	St. Joseph's	9	1-3	.333	1-2	.500	0-0	.000	0-1	1	1	0	0	0	0	3
F6	at Rhode Island	6	1-1	1.000	0-0	.000	0-0	.000	0-0	0	0	0	0	0	0	2
F9	at Geo. Washington	3	0-1	.000	0-1	.000	0-0	.000	0-0	0	0	0	0	0	0	0
F13	at La Salle	2	0-0	.000	0-0	.000	0-0	.000	0-0	0	0	0	0	0	0	0
F16	Massachusetts	2	0-0	.000	0-0	.000	0-0	.000	0-0	0	0	0	0	0	0	0
F23	St. Bonaventure	1	0-0	.000	0-0	.000	0-0	.000	0-0	0	0	0	0	0	0	0
F27	at Dayton	6	1-1	1.000	0-0	.000	0-0	.000	1-0	1	0	0	0	0	0	2
M3	at St. Joseph's	4	0-1	.000	0-1	.000	0-0	.000	2-0	2	1	0	1	0	0	0
M7	v. La Salle (A10)	2	0-0	.000	0-0	.000	0-0	.000	1-0	1	1	0	1	0	0	0
M13	at Fresno State (NIT)	5	0-0	.000	0-0	.000	0-0	.000	0-0	0	0	1	1	0	0	0
M19	at Louisville (NIT)	4	0-0	.000	0-0	.000	0-0	.000	0-0	0	2	0	0	0	0	0
M22	Villanova (NIT)	17	2-4	.500	1-2	.500	0-0	.000	0-1	1	0	1	0	0	0	5
M26	v. Memphis (NIT)	8	0-0	.000	0-0	.000	0-0	.000	0-1	1	0	0	0	0	0	0
M28	v. Syracuse (NIT)	26	2-6	.333	1-4	.250	0-0	.000	1-2	3	1	3	1	0	1	5

* Games started

Smith's Career Statistics

Season	G-GS	Min-Avg	FG-A	Pct	3FG-A	Pct	FT-A	Pct	OR-DR	Reb-Avg	PF-FO	A	TO	Blk	St	Pts-Avg
2001-02	31-0	189-6.1	15-34	.441	7-18	.389	1-1	1.000	10-15	25-0.8	10-0	7	7	0	2	38-1.2
2002-03	31-1	328-10.6	19-57	.333	6-27	.222	16-31	.516	30-33	63-2.0	38-0	18	10	4	11	60-1.9
Career	62-1	517-8.3	34-91	.374	13-45	.289	17-32	.531	40-48	88-1.4	48-0	25	17	4	13	98-1.6



45 • Corey Cofield

Forward • Sophomore
6-5 • 225
Newton, MA
Roxbury Latin

Freshman Season (2003-04)

2004 CAA Rookie of the Year ... Third Team All-CAA ... CAA Rookie of the Week on Jan. 12, Jan. 26 and Feb. 9 ... Second on the team in scoring (13.2) and rebounding (6.6) ... Shot



Cofield's Career Highs

Points	25, James Madison (2/4/04)
Field Goals	10 at Hofstra (1/24/04)
Field Goal Attempts	13, Old Dominion (1/26/04) 13 at Hofstra (1/24/04)
Three-Point Field Goals	None
Three-Point Field Goal Attempts	None
Free Throws	11, Delaware (2/11/04)
Free Throw Attempts	17, Delaware (2/11/04)
Rebounds	13, Hofstra (2/14/04) 13 at Drexel (2/7/04)
Assists	4, Towson (2/18/04) 4 at Virginia (1/5/04)
Steals	3 at Pittsburgh (1/3/04)
Blocked Shots	2, Towson (2/18/04) 2, George Mason (1/10/04)
Minutes	38 at Delaware (1/21/04)

.563 (126-224) from the field, a W&M rookie record and the fifth-best field goal percentage in school history ... Led all CAA rookies in scoring, rebounding and field goal percentage ... Ranked 11th in the league in scoring, sixth in rebounding, and fourth in field goal percentage ... Led team with six double-doubles ... Scored in double figures 18 times and had 10 or more rebounds seven times ... Played in all 28 games and started the last 21 ... Scored a career high 25 points and tied for the third-best shooting game in school history with 9-9 performance against JMU (Feb. 4) ... Led all scorers with 24 pts on 10-13 shooting and also had seven rebounds at Hofstra (Jan. 24) ... Scored 18 points and set a career high with 13 rebounds at Drexel (Feb. 7) ... Sixth double-double overall and fourth in five games with 18 points and 11 rebounds vs. Towson (Feb. 18).

High School Career

Played for coach Brad Rerheim ... Three-time ISL All-American ... Had 1,181 points and 784 rebounds in his career, both school records ... Averaged a double-double each of his last three years, including 19 points and 16 rebounds as a senior and 18 points and 13 rebounds as a junior ... First player from Roxbury Latin to play Division I basketball ... Leading rebounder for the Metro Boston/Lena Park AAU team ... Also played two years of football at tackle.

Personal

Full name is Corey Lee Cofield ... Son of Gerald Cofield and Kimberly Smith-Cofield ... Born October 17, 1984 in Natick, Massachusetts ... Enjoys listening to music and reading Greek mythology.



Cofield's 2002-03 Game-by-Game Statistics (Freshman)

Date	Opponent	Min	FG-A	Pct	3FG-A	Pct	FT-A	Pct	O-D	Tot	PF	A	TO	B	S	Pts
N23	Liberty	12	1-2	.500	0-0	.000	0-2	.000	2-1	3	2	1	1	0	2	2
N24	at Radford	6	1-1	1.000	0-0	.000	0-0	.000	0-1	1	0	0	0	0	0	2
N28	v. St. Francis	16	3-6	.500	0-0	.000	2-3	.667	1-2	3	0	0	0	0	0	8
N29	at Geo. Wash.	12	3-3	1.000	0-0	.000	2-2	1.000	2-0	2	2	1	0	0	0	8
D4	UNCW	32	7-11	.636	0-0	.000	3-3	1.000	2-1	3	1	1	2	1	1	17
D6	at VCU	14	1-3	.333	0-0	.000	0-0	.000	1-0	1	2	0	3	0	2	2
D19	Hampton	26	4-7	.571	0-0	.000	5-10	.500	4-1	5	2	3	1	0	2	13
D23	• at VA Tech	26	2-3	.667	0-0	.000	4-10	.400	2-9	11	3	1	4	0	0	8
D30	• Campbell	24	6-10	.600	0-0	.000	4-5	.800	3-3	6	4	1	6	1	2	16
J3	• at Pittsburgh	33	2-7	.286	0-0	.000	0-0	.000	4-2	6	3	1	1	0	3	4
J5	• at Virginia	30	7-12	.583	0-0	.000	3-8	.375	3-4	7	2	4	0	1	0	17
J7	• at UNCW	35	7-10	.700	0-0	.000	0-1	.000	2-6	8	3	1	2	0	1	14
J10	• GMU	32	8-11	.727	0-0	.000	6-8	.750	1-1	2	2	0	4	2	1	22
J14	• at Towson	33	1-6	.167	0-0	.000	3-6	.500	3-6	9	2	3	2	0	2	5
J17	• Drexel	33	5-11	.455	0-0	.000	7-10	.700	2-3	5	3	2	5	0	1	17
J21	• at Delaware	38	7-12	.583	0-0	.000	7-11	.636	2-9	11	1	1	3	0	2	21
J24	• at Hofstra	31	10-13	.769	0-0	.000	4-7	.571	1-6	7	2	0	5	0	1	24
J26	• ODU	33	6-13	.462	0-0	.000	3-5	.600	5-5	10	3	1	3	0	1	15
J28	• at JMU	31	6-10	.600	0-0	.000	6-8	.750	2-3	5	2	2	1	0	2	18
J31	• at GMU	22	2-4	.500	0-0	.000	0-2	.000	1-5	6	3	1	3	0	0	4
F4	• JMU	35	9-9	1.000	0-0	.000	7-10	.700	4-6	10	4	3	3	1	1	25
F7	• at Drexel	34	5-11	.455	0-0	.000	8-8	1.000	5-8	13	2	0	3	0	1	18
F11	• Delaware	32	1-6	.167	0-0	.000	11-17	.647	2-6	8	3	1	3	1	0	13
F14	• Hofstra	31	4-8	.500	0-0	.000	5-10	.500	4-9	13	1	0	3	0	2	13
F18	• Towson	34	5-8	.625	0-0	.000	8-11	.727	7-4	11	1	4	2	2	1	18
F25	• at ODU	34	5-11	.455	0-0	.000	8-10	.800	2-4	6	3	1	4	0	0	18
F28	• VCU	31	3-7	.429	0-0	.000	3-6	.500	3-4	7	2	3	3	0	1	9
M5	• v. Towson (CAA)	32	5-9	.556	0-0	.000	9-13	.692	2-4	6	3	1	3	0	0	19

• Games started

Cofield's Career Statistics

Season	G-GS	Min-Avg	FG-A	Pct	3FG-A	Pct	FT-A	Pct	OR-DR	Reb-Avg	PF-FO	A	TO	Blk	St	Pts-Avg
2003-04	28-21	782-27.9	126-224	.563	0-0	.000	118-186	.634	72-113	185-6.6	61-0	37	70	9	29	370-13.2

Cofield's CAA Statistics

Season	G-GS	Min-Avg	FG-A	Pct	3FG-A	Pct	FT-A	Pct	OR-DR	Reb-Avg	PF-FO	A	TO	Blk	St	Pts-Avg
2003-04	18-16	565-31.4	92-164	.561	0-0	.000	89-133	.669	49-86	135-7.5	40-0	24	54	7	20	273-15.2



12 • Brian Hutt

Center/Forward • Sophomore
6-9 • 250
Denver, CO
Wheat Ridge

Freshman Season (2003-04)

Played in 27 games with seven starts, scoring 66 points and pulling down 102 rebounds ... Led team and tied for 12th in the CAA with 0.74 blocked shots per game ... Career-best seven points, along with eight rebounds and five blocked shots in just 24 minutes against Towson (Feb. 18) ... Eight rebounds, two points and a blocked shot vs. Delaware (Feb. 11) ...



Hutt's Career Highs

Points	7, Towson (2/18/04)
Field Goals	3 at Hofstra (1/24/04)
Field Goal Attempts	7 at Hofstra (1/24/04)
Three-Point Field Goals	None
Three-Point Field Goal Attempts	None
Free Throws	3, three times, most recently Towson (2/18/04)
Free Throw Attempts	4, three times, most recently Towson (2/18/04)
Rebounds	9 vs. St. Francis (NY) (11/28/03)
Assists	3, Old Dominion (1/26/04)
Steals	2, Hofstra (2/14/04)
Blocked Shots	2, James Madison (2/4/04) 5, Towson (2/18/04) 5 at Drexel (2/7/04)
Minutes	24, Towson (2/18/04) 24 at Radford (11/24/04)

Career-high five blocked shots to go with four rebounds, two points and two assists at Drexel (Feb. 7) ... Six points, seven rebounds and two assists at James Madison (Jan. 28) ... Six points to go with six rebounds and two blocked shots at Hofstra (Jan. 24) ... Sat out vs. UNCW (Jan. 7) and played just 15 minutes combined in next four games with sprained ankle ... Career high nine rebounds and four points vs. St. Francis (NY) (Nov. 28) ... Eight rebounds and four points at Radford (Nov. 24) ... Started against Liberty (Nov. 23) in his first career game, fouling out with six rebounds.

High School Career

Three-time all-conference selection ... All-state and Jefferson County Player of the Year as a senior ... Honorable mention all-state pick as a junior ... High school's all-time leading re-

bouncer ... Averaged 17 points, 13 rebounds, five assists and four blocks a game in his career ... Played on Colorado Select AAU team ... Also played one year of football ... Involved in Future Business Leaders of America.

Personal

Full name is Brian Michael Hutt ... Son of Michael and Patti Hutt ... Majoring in finance ... Member of W&M Finance Academy ... Born August 22, 1983 in Kansas City, Missouri.



Hutt's 2002-03 Game-by-Game Statistics (Freshman)

Date	Opponent	Min	FG-A	Pct	3FG-A	Pct	FT-A	Pct	O-D	Tot	PF	A	TO	B	S	Pts
N23	• Liberty	21	0-2	.000	0-0	.000	0-0	.000	1-5	6	5	1	3	0	1	0
N24	• at Radford	24	2-5	.400	0-0	.000	0-0	.000	4-4	8	4	1	2	0	0	4
N28	• v. St. Francis	21	1-3	.333	0-0	.000	2-2	1.000	2-7	9	4	0	1	0	0	4
N29	• at Geo. Wash.	20	2-5	.400	0-0	.000	1-2	.500	3-5	8	4	0	2	2	1	5
D4	• UNCW	20	1-1	1.000	0-0	.000	1-2	.500	2-0	2	1	2	0	0	0	3
D6	• at VCU	17	0-1	.000	0-0	.000	0-0	.000	0-0	0	2	0	2	0	0	0
D19	Hampton	11	2-2	1.000	0-0	.000	1-2	.500	2-4	6	0	1	2	1	1	5
D23	at VA Tech	13	0-1	.000	0-0	.000	1-2	.500	2-2	4	3	0	3	1	0	1
D30	Campbell	15	1-4	.250	0-0	.000	3-4	.750	1-4	5	4	0	3	1	1	5
J3	• at Pittsburgh	11	0-0	.000	0-0	.000	0-1	.000	1-3	4	5	0	2	1	0	0
J5	at Virginia	4	0-0	.000	0-0	.000	0-0	.000	0-0	0	0	0	0	0	1	0
J7	at UNCW															DNP
J10	GMU	3	0-0	.000	0-0	.000	2-2	1.000	0-1	1	1	0	0	0	0	2
J14	at Towson	4	0-0	.000	0-0	.000	0-0	.000	0-0	0	1	0	0	0	0	0
J17	Drexel	6	1-2	.500	0-0	.000	0-2	.000	2-1	3	4	0	0	0	0	2
J21	at Delaware	2	0-0	.000	0-0	.000	0-0	.000	0-0	0	2	1	0	0	0	0
J24	at Hofstra	17	3-7	.429	0-0	.000	0-1	.000	4-2	6	4	1	2	2	0	6
J26	ODU	10	1-1	1.000	0-0	.000	1-2	.500	3-1	4	2	3	0	0	1	3
J28	at JMU	14	2-2	1.000	0-0	.000	2-2	1.000	2-5	7	3	2	2	0	0	6
J31	at GMU	11	2-3	.667	0-0	.000	0-0	.000	1-2	3	3	0	2	0	1	4
F4	JMU	8	1-2	.500	0-0	.000	0-0	.000	0-0	0	2	1	0	0	2	2
F7	at Drexel	20	1-1	1.000	0-0	.000	0-0	.000	1-3	4	4	2	0	5	0	2
F11	Delaware	20	0-3	.000	0-0	.000	2-3	.667	1-7	8	4	0	1	1	0	2
F14	Hofstra	13	0-1	.000	0-0	.000	3-4	.750	1-1	2	5	1	0	0	2	3
F18	Towson	24	2-3	.667	0-0	.000	3-4	.750	3-5	8	3	1	1	5	1	7
F25	at ODU	17	0-0	.000	0-0	.000	0-0	.000	0-2	2	5	1	3	1	0	0
F28	VCU	7	0-4	.000	0-0	.000	0-0	.000	2-0	2	3	0	1	0	0	0
M5	v. Towson (CAA)	7	0-1	.000	0-0	.000	0-0	.000	0-0	0	3	0	1	0	0	0

• Games started

Hutt's Career Statistics

Season	G-GS	Min-Avg	FG-A	Pct	3FG-A	Pct	FT-A	Pct	OR-DR	Reb-Avg	PF-FO	A	TO	Blk	St	Pts-Avg
2003-04	27-7	360-13.3	22-54	.407	0-0	.000	22-35	.629	38-64	102-3.8	83-4	18	33	20	12	66-2.4

Hutt's CAA Statistics

Season	G-GS	Min-Avg	FG-A	Pct	3FG-A	Pct	FT-A	Pct	OR-DR	Reb-Avg	PF-FO	A	TO	Blk	St	Pts-Avg
2003-04	17-2	213-12.5	14-31	.452	0-0	.000	14-22	.636	22-30	52-3.1	49-2	15	14	14	7	42-2.5



3 • Adam Trumbower

Guard • Sophomore
6-3 • 190
Roanoke, VA
Cave Spring

Freshman Season (2003-04)

Played all 28 games, including two starts ... First walk-on to start for W&M since 1996-97 ... Scored 63 points with 42 rebounds and 36 assists ... Scored the game-tying three pointer with 2.8 seconds left in regulation against UNCW (Dec. 4), his only points of the game ... Eight points and seven rebounds off the bench at Radford (Nov. 24) ... Tied a career-high with eight points and had three assists against Campbell (Dec. 30) ... Set a career high with five assists in start at Delaware (Jan.



Trumbower's Career Highs

Points	8, Campbell (12/30/03) 8 at Radford (11/24/03)
Field Goals	3, Campbell (12/30/03) 3 at Radford (11/24/03)
Field Goal Attempts	7, Campbell (12/30/03) 7 at Radford (11/24/03)
Three-Point Field Goals	2 at Radford (11/24/03) 2, Liberty (11/23/03)
Three-Point Field Goal Attempts	6 at Radford (11/24/03)
Free Throws	5 at Virginia Tech (12/23/03)
Free Throw Attempts	6 at Virginia Tech (12/23/03)
Rebounds	7 at Radford (11/24/03)
Assists	5 at Delaware (1/21/04)
Steals	2 at Drexel (2/7/04)
Blocked Shots	1 at Towson (1/14/04)
Minutes	36 at Delaware (1/21/04)

21) ... Five points and three rebounds at No. 15 Pittsburgh (Jan. 3) ... Seven points and two assists at Virginia Tech (Dec. 23) ... Played 25 minutes with six points, three rebounds and two assists against Liberty (Nov. 23) in his first career game.

High School Career

Played four years for coach Billy Hicks, where he was teammates with current Duke player J.J. Redick ... Averaged 18.8 points per game as a senior, as he helped lead his team to the state Group AA title game ... Roanoke Metro Player of the Year, first team all-state, all-region and all-district ... Selected to Blue Ridge District All-Tournament team ... Cave Spring Athlete of the Year ... Wendy's High School Heisman nominee ... Team won AAA state championship his junior year ... Class valedictorian with a

4.0 GPA ... Named "Knight," his high school's highest honor.

Personal

Full name is Adam Richard Trumbwoer ... Son of David and Vicki Trumbower ... Born December 10, 1984 in Roanoke, Virginia ... Father played baseball and basketball at Hampden-Sydney, where he still holds the career rebounding record (1,324) and is the school's ninth-leading scorer (1,386) ... Brother, David, played baseball at Longwood ... Member of FCA and College Republicans ... Enjoys playing poker and listening to country music.



Trumbower's 2002-03 Game-by-Game Statistics (Freshman)

Date	Opponent	Min	FG-A	Pct	3FG-A	Pct	FT-A	Pct	O-D	Tot	PF	A	TO	B	S	Pts
N23	Liberty	25	2-4	.500	2-4	.500	0-0	.000	0-3	3	2	2	2	0	0	6
N24	at Radford	20	3-7	.429	2-6	.333	0-0	.000	4-3	7	2	1	1	0	1	8
N28	v. St. Francis	16	0-1	.000	0-1	.000	1-2	.500	0-2	2	1	1	3	0	0	1
N29	at Geo. Wash.	16	0-3	.000	0-3	.000	0-0	.000	1-3	4	1	1	0	0	0	0
D4	UNCW	20	1-6	.167	1-5	.200	0-0	.000	0-2	2	3	1	1	0	0	3
D6	at VCU	19	0-2	.000	0-2	.000	0-0	.000	0-1	1	2	0	0	0	0	0
D19	Hampton	23	0-2	.000	0-1	.000	0-0	.000	0-2	2	2	2	1	0	0	0
D23	at VA Tech	23	1-5	.200	0-3	.000	5-6	.833	1-0	1	1	2	1	0	1	7
D30	Campbell	22	3-7	.429	0-4	.000	2-3	.667	0-1	1	1	3	3	0	0	8
J3	at Pittsburgh	23	2-3	.667	1-2	.500	0-0	.000	1-2	3	0	1	0	0	0	5
J5	at Virginia	20	1-4	.250	0-2	.000	1-2	.500	0-4	4	0	0	0	0	0	3
J7	at UNCW	16	0-2	.000	0-1	.000	0-1	.000	0-0	0	0	1	1	0	0	0
J10	GMU	13	1-1	1.000	1-1	1.000	1-2	.500	1-0	1	1	0	0	0	0	4
J14	at Towson	9	1-3	.333	0-2	.000	0-0	.000	0-0	0	1	0	1	1	0	2
J17	Drexel	24	0-0	.000	0-0	.000	2-2	1.000	1-1	2	2	2	0	0	0	2
J21	• at Delaware	36	0-5	.000	0-4	.000	1-2	.500	0-0	0	2	5	2	0	0	1
J24	• at Hofstra	21	0-5	.000	0-2	.000	1-2	.500	0-0	0	2	3	1	0	1	1
J26	ODU	10	1-2	.500	1-2	.500	0-0	.000	1-1	2	1	1	1	0	0	3
J28	at JMU	20	0-1	.000	0-1	.000	2-2	1.000	1-1	2	1	1	0	0	0	2
J31	at GMU	18	1-2	.500	0-1	.000	0-0	.000	1-0	1	1	1	0	0	0	2
F4	JMU	15	0-0	.000	0-0	.000	0-0	.000	0-1	1	1	2	1	0	0	0
F7	at Drexel	21	0-3	.000	0-3	.000	0-0	.000	1-1	2	3	2	3	0	2	0
F11	Delaware	15	1-2	.500	0-1	.000	0-0	.000	1-0	1	1	2	2	0	0	2
F14	Hofstra	9	0-0	.000	0-0	.000	0-0	.000	0-0	0	1	1	1	0	0	0
F18	Towson	4	0-0	.000	0-0	.000	0-0	.000	0-0	0	0	0	1	0	0	0
F25	at ODU	7	0-1	.000	0-1	.000	0-0	.000	0-0	0	0	0	1	0	0	0
F28	VCU	1	0-0	.000	0-0	.000	0-0	.000	0-0	0	0	0	0	0	0	0
M5	v. Towson (CAA)	16	1-3	.333	1-3	.333	0-0	.000	0-0	0	0	1	1	0	0	3

• Games started

Trumbower's Career Statistics

Season	G-GS	Min-Avg	FG-A	Pct	3FG-A	Pct	FT-A	Pct	OR-DR	Reb-Avg	PF-FO	A	TO	Blk	St	Pts-Avg
2003-04	28-2	482-17.2	19-74	.257	9-55	.164	16-24	.667	14-28	42-1.5	32-0	36	28	1	5	63-2.3

Trumbower's CAA Statistics

Season	G-GS	Min-Avg	FG-A	Pct	3FG-A	Pct	FT-A	Pct	OR-DR	Reb-Avg	PF-FO	A	TO	Blk	St	Pts-Avg
2003-04	18-2	278-15.4	6-35	.171	3-26	.115	7-11	.636	7-8	15-0.8	22-0	22	16	1	3	22-1.2

2004-05 Tribe



2 • Adam Dutton

Guard • Junior
6-0 • 190
Winchester, VA
Handley

Transferred to William and Mary from Cuesta Junior College in San Luis Obispo, California in January 2004 ... Has two seasons of eligibility remaining with the Tribe.

High School Career

Graduated from Handley High School in 2001 ... Averaged 19 points and six assists per game as a senior ... Region II Player of the Year in basketball ... First team All-Virginia Group AA in both basketball and football (at wide receiver) ... Competed in the Virginia State East-West Football All-Star Game ... Played high school football with current W&M quarterback Lang Campbell.

Personal

Full name is Adam Alan Dutton ... Son of David and Kathy Dutton ... Born October 15, 1982 in Fairfax, Virginia ... Enjoys playing golf and video games ... Would like to eventually coach basketball at the college level ... Majoring in history.



Adam Payton

Guard • Junior
6-3 • 195
Burlington, NJ
The Lawrenceville School

Transferred from Vanderbilt over the summer.

Sophomore Season (2003-04 at Vanderbilt)

Played in 29 games with 64 points, 21 rebounds and 22 assists ... Career high eight points on 3-4 shooting to go with four rebounds against Belmont (Nov. 21) ... Scored four points in 12 minutes against eventual national champion Connecticut in the third round of the NCAA Tour-

namment (March 25) ... Seven points on 3-3 shooting against Georgia (Feb. 11) ... Two points and career high five rebounds against Appalachian State (Dec. 22).

Freshman Season (2002-03 at Vanderbilt)

Played in 23 games with 29 points, five rebounds and 12 assists ... Season high seven points in just eight minutes against Connecticut (Dec. 1) ... Six points in 16 minutes at Mississippi State (Feb. 5).

High School Career

Set school scoring record with 1,390 points in just three seasons ... Averaged 22 points, seven rebounds and 3.5 assist per game as a senior ... Named Prep Player of the Year by the *Newark Star-Ledger* and *Trenton Times* ... Led team to 18-8 record and Class A state championship as a junior.

Personal

Full name is Adam Karron Payton ... Son of Alton and Dianne Payton ... Born on February 10, 1984 in Trenton, New Jersey ... Majoring in sociology

Payton's Career Statistics

Season	G-GS	Min-Avg	FG-A	Pct	3FG-A	Pct	FT-A	Pct	OR-DR	Reb-Avg	PF-FO	A	TO	Blk	St	Pts-Avg
2002-03	23-0	179-7.8	10-28	.357	6-12	.500	3-12	.250	0-5	5-0.2	14-0	12	13	0	8	29-1.3
2003-04	29-0	252-8.7	25-46	.543	5-12	.417	9-18	.500	0-21	21-0.7	14-0	22	25	1	8	64-2.2
Career	52-0	431-8.3	35-74	.473	11-24	.458	12-30	.400	0-26	26-0.5	28-0	34	38	1	16	93-1.8



20 • Kyle Carrabine

Guard • Freshman
6-7 • 185
Naperville, IL
Nequa Valley

High School Career

Played four years for coach Todd Sutton ... Averaged 13 points, five rebounds and three assists per game as a senior ... McDonald's All-America nominee ... All-conference and academic all-conference in basketball and golf ... Second team all-area in basketball ... Played for Illinois Wolves AAU team.

Personal

Full name is Kyle Patrick Carrabine ... Son of Cary and Kathy Carrabine ... Born October 10, 1985 in Norman, Oklahoma ... Father (basketball) and mother (swimming) were both varsity athletes at Oklahoma ... Grandfather, Gene Carrabine, played football at Notre Dame ... Plans to major in kinesiology.



13 • Laimis Kisielius

Forward • Freshman

6-8 • 210

**Vilnius, Lithuania
Miller School (VA)**

High School Career

Played two years at Miller School in Charlottesville, Virginia for head coach Fred Warner ... Played on the Lithuania Junior National Team ... All-state, All-Virginia Independent Conference and all-conference tournament pick as a senior ... All-conference and conference tournament MVP as a junior ... Played for the Richmond Squires AAU team ... Also an all-conference selection in cross country ... Vice-president of the International Student Association.

Personal

Full name is Laimonas Kisielius ... Son of Arunas Kisielius and Rita Kisieliene ... Born January 24, 1985 in Vilnius, Lithuania ... Enjoys watching movies and going to the beach.



11 • Nathan Mann

Guard • Freshman

6-2 • 185

**Overland Park, KS
St. Thomas Aquinas**

High School Career

Played four years for head coach Sean Reilly ... Averaged 19 points, five assists and four rebounds per game as a senior ... Two-time All-Johnson County and All-Eastern Kansas League selection ... Averaged 16.7 points and 4.0 assist per game, while leading the league in steals as a junior ... All-metro selection as a senior ... Played for the Kansas City 76ers AAU team.

Personal

Full name is Nathan Lee Mann ... Son of Michael and Connie Mann ... Born July 17, 1985 in Kansas City, Missouri.



1 • Edwin Ofori Attah

Guard • Freshman

6-4 • 205

**Davidson, NC
Statesville Christian**

moved to the United States from Germany ... Averaged 29.2 points, 8.4 rebounds and 3.7 assists per game as a senior ... Set the North Carolina single-game high school scoring record with 71 points against Hickory Grove Christian ... Scored 68 points (third-best in state history) and set a school record with 13 three-pointers in another game ... Totaled 760 points in his senior year ... Had 45 points in a game against Mount Zion Academy, ranked No. 2 in the nation at the time, and also scored 54 points in an exhibition game against the Italian Junior National Team ... South Piedmont Athletic Association Player of the Year ... NCISAA all-state and Charlotte Observer all-area selection ... McDonald's All-America nominee ... Led the German Junior National Team in scoring at the world championships.

Personal

Full name is Edwin Ofori Attah ... Son of Alfred and Johanna Ofori Attah ... Born January 17, 1985 in Berlin, Germany ... Enjoys listening to music.

High School Career

Played his senior year for coach John Jordan ... Attended Montrose Christian Academy (Rockville, Maryland) as a junior, after his family

Opponent Information

Campbell

November 23, 2004, 7:00 PM (Buies Creek, NC)

General Information

Location: Buies Creek, NC
Founded: 1887
Enrollment: 9,300
Colors: Orange and Black
Conference: Atlantic Sun
Nickname: Fighting Camels
Arena (Capacity): Carter Gymnasium (947)
President: Dr. Jerry M. Wallace
Athletics Director: Stan Williamson

Basketball Information

Head Coach: Robbie Laing (Troy State, 1982)
Record at CU: 3-24 (One season)
Career Record: 3-24 (One season)
Assistant Coaches: Brian Alexander (Mississippi St, 1998), Myron Guillory (Virginia Tech, 1999), Buck Harris (Augusta, 1992)
Lettermen Returning/Lost: 7/7
Starters Returning/Lost: 3/2
2003-04 Record: 3-24
2003-04 Conference Record/Finish: 3-17/11th
2003-04 Postseason: None

Sports Information

Basketball Contact: Stan Cole
Office Phone: (910) 893-1331
Home Phone: (910) 893-9413
Fax: (910) 893-1330
Press Row Phone: (910) 814-4307
Email: cole@campbell.edu
Mailing Address: PO Box 10, Buies Creek, NC 27506
Website: www.GoCamels.com

Tribe vs. the Camels

Name	g	fg-a	3fg-a	ft-a	reb-avg	a	pts-avg
Cofield	1	6-10	0-0	4-5	6-6.0	1	16-16.0
D'Antoni	2	5-13	1-4	1-2	6-3.0	14	12-6.0
Hutt	1	1-1	0-0	0-0	4-4.0	1	2-2.0
Markham	3	2-10	0-1	7-8	2-0.7	2	11-3.7
Mokris	2	3-6	2-4	1-3	4-2.0	2	9-4.5
Trumbower	1	3-7	0-4	2-3	1-1.0	3	8-8.0

W&M leads the series with Campbell, 5-1 ... The Tribe has won four straight against the Fighting Camels, including last season's 82-67 win in Williamsburg on December 30, 2003 ... Campbell's only win against W&M was a 71-50 decision on January 10, 1994.

2004-05 Schedule

Nov. 19	at Furman	7:00 PM
Nov. 23	WILLIAM AND MARY	7:00 PM
Nov. 26	at NC State	7:30 PM
Nov. 30	at UNC Wilmington	7:00 PM
Dec. 11	NORTH CAROLINA A&T	7:30 PM
Dec. 14	at Florida Atlantic	7:00 PM
Dec. 16	at UCF	7:00 PM
Dec. 23	at Tennessee	7:30 PM
Dec. 29	at Kentucky	7:00 PM
Jan. 3	BELMONT	8:00 PM
Jan. 5	LIPSCOMB	7:00 PM
Jan. 7	at Gardner-Webb	7:30 PM
Jan. 13	at Mercer	7:30 PM
Jan. 15	at Georgia State	4:15 PM
Jan. 20	JACKSONVILLE	7:00 PM
Jan. 22	STETSON	1:00 PM
Jan. 24	at Troy State	7:00 PM
Jan. 29	at Jacksonville	2:00 PM
Jan. 31	at Stetson	7:00 PM
Feb. 3	MERCER	7:00 PM
Feb. 5	GEORGIA STATE	1:00 PM
Feb. 8	GARDNER-WEBB	7:00 PM
Feb. 12	TROY STATE	1:00 PM
Feb. 17	at Lipscomb	8:00 PM
Feb. 19	at Belmont	6:15 PM
Feb. 24	FLORIDA ATLANTIC	8:00 PM
Feb. 26	UCF	4:00 PM
Mar. 3-5	Atlantic Sun Championship	TBA

Delaware

January 8, 2005, 2:00 PM (Williamsburg, VA) • February 5, 2005, 7:30 PM (Newark, DE)

General Information

Location: Newark, DE
Founded: 1743
Enrollment: 16,000
Colors: Royal Blue and Gold
Conference: Colonial Athletic Association
Nickname: Fightin' Blue Hens
Arena (Capacity): Bob Carpenter Center (5,000)
President: David P. Roselle
Athletics Director: Edgar N. Johnson

Basketball Information

Head Coach: David Henderson (Duke, 1986)
Record at UD: 65-52 (Four seasons)
Career Record: 65-52 (Four seasons)
Assistant Coaches: Kenny Blakeney (Duke, 1995), Billy Martin (UNC Wilmington, 1978), Steven Groothuis (Delaware, 2002)
Lettermen Returning/Lost: 10/2
Starters Returning/Lost: 3/2
2003-04 Record: 16-11
2003-04 Conference Record/Finish: 10-8/T-5th
2003-04 Postseason: None

Sports Information

Basketball Contact: Kevin Tritt
Office Phone: (302) 831-2186
Cell Phone: (302) 602-0641
Fax: (302) 831-8653
Press Row Phone: (302) 831-8715
Email: ktritt@udel.edu
Mailing Address: 631 S. College Avenue, Newark, DE 19716
Website: www.udel.edu/sportsInfo

Tribe vs. the Blue Hens

Name	g	fg-a	3fg-a	ft-a	reb-avg	a	pts-avg
Cofield	2	8-18	0-0	10-28	19-9.5	2	34-17.0
D'Antoni	6	12-38	5-14	16-19	11-1.8	14	45-7.5
Hutt	2	0-3	0-0	2-3	8-4.0	1	2-1.0
Loehrke	4	9-17	0-0	2-4	11-2.8	4	20-5.0
Markham	3	4-6	0-0	5-6	7-2.3	5	13-4.3
Mokris	3	8-16	5-10	0-0	9-3.0	2	21-7.0
Trumbower	2	1-7	0-5	1-2	1-0.5	7	3-1.5

W&M trails in the series with Delaware, 6-9 ... The Blue Hens have won five straight against the Tribe, including a 93-82 overtime win in Newark and a 73-68 victory in Williamsburg last season ... W&M's last win over the Blue Hens was at home on January 5, 2002, 59-53.

2004-05 Schedule

Nov. 19	at Ohio State	7:00 PM
Nov. 27	MOUNT ST. MARY'S	7:30 PM
Nov. 29	at Loyola (MD)	7:00 PM
Dec. 2	at St. Mary's (CA)	10:00 PM
Dec. 4	at San Francisco	10:00 PM
Dec. 8	DREXEL	7:30 PM
Dec. 11	RIDER	7:30 PM
Dec. 18-23	San Juan (Puerto Rico) shootout	TBA
Dec. 29	UMBC	7:30 PM
Jan. 2	AMERICAN	2:00 PM
Jan. 5	at Towson	7:00 PM
Jan. 8	at William and Mary	2:00 PM
Jan. 12	GEORGE MASON	7:30 PM
Jan. 15	JAMES MADISON	7:30 PM
Jan. 19	VIRGINIA COMMONWEALTH	7:30 PM
Jan. 22	at Hofstra	8:00 PM
Jan. 26	at Old Dominion	7:00 PM
Jan. 29	UNC WILMINGTON	7:30 PM
Jan. 31	at George Mason	7:00 PM
Feb. 2	at James Madison	7:00 PM
Feb. 5	WILLIAM AND MARY	7:30 PM
Feb. 9	OLD DOMINION	7:30 PM
Feb. 12	TOWSON	7:30 PM
Feb. 16	at Virginia Commonwealth	7:30 PM
Feb. 19	HOFSTRA	2:00 PM
Feb. 23	at UNC Wilmington	7:00 PM
Feb. 26	at Drexel	2:00 PM
Mar. 4-7	CAA Tournament	TBA

Drexel

January 15, 2005, 4:00 PM (Philadelphia, PA) • February 2, 2005, 7:00 PM (Williamsburg, VA)

General Information

Location: Philadelphia, PA
Founded: 1891
Enrollment: 11,619
Colors: Navy Blue and Gold
Conference: Colonial Athletic Association
Nickname: Dragons
Arena (Capacity): Daskalakis Athletic Center (2,300)
President: Dr. Constantine N. Papadakis
Athletics Director: Dr. Eric Zillmer

Basketball Information

Head Coach: James "Bruiser" Flint (St. Joseph's, 1987)
Record at DU: 51-37 (Three seasons)
Career Record: 137-109 (Eight seasons)
Associate Head Coach: Geoff Arnold (St. Joseph's, 1986)
Assistant Coaches: Mike Connors (Ithaca, 1983), Tony Chiles (Columbia, 1989)
Lettermen Returning/Lost: 11/2
Starters Returning/Lost: 4/1
2003-04 Record: 18-11
2003-04 Conference Record/Finish: 13-5/2nd
2003-04 Postseason: NIT, First Round

Sports Information

Basketball Contact: Mike Tuberosa
Office Phone: (215) 895-1591
Home Phone: (610) 449-1911
Fax: (215) 895-2038
Press Row Phone: (215) 895-2041
Email: tuberosa@drexel.edu
Mailing Address: 3141 Chestnut Street, Philadelphia, PA 19104
Website: www.drexel.edu/sports

Tribe vs. the Dragons

Name	g	fg-a	3fg-a	ft-a	reb-avg	a	pts-avg
Cofield	2	10-22	0-0	15-18	18-9.0	2	35-17.5
D'Antoni	6	8-31	5-25	4-6	11-1.8	22	25-4.2
Hutt	2	2-3	0-0	0-2	7-3.5	2	4-2.0
Loehrke	4	2-5	0-0	3-4	2-0.5	1	7-1.8
Markham	3	3-15	0-4	4-6	7-2.3	6	10-3.3
Mokris	4	8-18	1-5	3-5	8-2.0	4	20-5.0
Smith	1	1-5	0-2	2-4	2-2.0	0	4-4.0
Trumbower	2	0-3	0-3	2-2	4-2.0	4	2-1.0

W&M trails in the series with Drexel, 2-9 ... The Dragons are the only CAA team that W&M has never defeated in conference play ... W&M's last win over DU was a 57-52 victory in Williamsburg on November 30, 1985.

2004-05 Schedule

Nov. 22	at Penn	8:00 PM
Nov. 27	at Rider	3:00 PM
Nov. 30	at Lafayette	7:00 PM
Dec. 4	vs. St. Joseph's (Palestra-Big Five Classic)	8:00 PM
Dec. 8	at Delaware	7:30 PM
Dec. 11	QUINNIPIAC	2:30 PM
Dec. 18	at Syracuse	7:00 PM
Dec. 21	at Seton Hall	7:30 PM
Dec. 28	MONMOUTH	7:00 PM
Jan. 5	OLD DOMINION	7:00 PM
Jan. 8	at Hofstra	4:00 PM
Jan. 12	at Virginia Commonwealth	7:30 PM
Jan. 15	WILLIAM AND MARY	4:00 PM
Jan. 19	at George Mason	7:00 PM
Jan. 22	TOWSON	2:00 PM
Jan. 26	at UNC Wilmington	7:00 PM
Jan. 29	JAMES MADISON	4:00 PM
Jan. 31	at Old Dominion	7:00 PM
Feb. 2	at William and Mary	7:00 PM
Feb. 5	HOFSTRA	8:00 PM
Feb. 9	VIRGINIA COMMONWEALTH	7:00 PM
Feb. 12	at James Madison	2:00 PM
Feb. 16	UNC WILMINGTON	7:00 PM
Feb. 19	at TBA (ESPN Bracket Buster)	TBA
Feb. 23	GEORGE MASON	7:00 PM
Feb. 26	DELAWARE	2:00 PM
Feb. 28	at Towson	7:00 PM
Mar. 4-7	CAA Tournament	TBA

Opponent Information

George Mason

January 29, 2005, 2:00 PM (Fairfax, VA) • February 12, 2005, 2:00 PM (Williamsburg, VA)

General Information

Location: Fairfax, VA
Founded: 1957
Enrollment: 28,246
Colors: Green and Gold
Conference: Colonial Athletic Association
Nickname: Patriots
Arena (Capacity): Patriot Center (10,000)
President: Dr. Alan G. Merten
Athletics Director: Thomas J. O'Connor

Basketball Information

Head Coach: Jim Larranaga (Providence, 1971)
Record at Mason: 123-84 (Seven seasons)
Career Record: 321-253 (20 seasons)
Associate Coach: Bill Courtney (Bucknell, 1992)
Assistant Coaches: Scott Cherry (North Carolina, 1993), Eric Konkol (Wisconsin-Eau Claire, 2000)
Lettermen Returning/Lost: 8/7
Starters Returning/Lost: 3/2
2003-04 Record: 23-10
2003-04 Conference Record/Finish: 12-6/3rd
2003-04 Postseason: NIT, Second Round

Sports Information

Basketball Contact: Carlton White
Office Phone: (703) 993-3246
Cell Phone: (571) 274-2066
Fax: (703) 993-3259
Press Row Phone: (703) 993-3044
Email: cwhite3@gmu.edu
Mailing Address: MSN 3A5/Sports Information, 4400 University Drive, Fairfax, VA 22030-4444
Website: www.goMason.com

Tribe vs. the Patriots

Name	g	fg-a	3fg-a	ft-a	reb-avg	a	pts-avg
Cofield	2	10-15	0-0	6-10	8-4.0	1	26-13.0
D'Antoni	5	9-36	6-24	3-6	12-2.4	22	27-5.4
Hutt	2	2-3	0-0	2-2	4-2.0	0	6-3.0
Loehrke	3	5-13	0-0	0-0	11-3.7	1	10-3.3
Markham	4	10-17	1-5	1-1	8-2.0	5	22-5.5
Mokris	4	7-18	2-9	8-11	9-2.3	1	24-6.0
Trumbower	2	2-3	1-2	1-2	2-1.0	1	6-3.0

W&M trails the series with George Mason, 25-27 ... The Tribe last defeated the Patriots on February 18, 2002, 54-51, in Williamsburg ... W&M's 116-94 win over GMU on February 27, 1995 is the highest-scoring game in school history.

2004-05 Schedule

Nov. 11	vs. IPFW (Coaches vs. Cancer)	TBA
Nov. 13	vs. Memphis/Savannah St. (Coaches vs. Cancer)	TBA
Nov. 18	at Coaches vs. Cancer	TBA
Nov. 19	at Coaches vs. Cancer	TBA
Nov. 27	DUQUESNE	7:00 PM
Dec. 1	TOWSON	7:00 PM
Dec. 4	vs. Maryland (BB&T Classic)	1:00 PM
Dec. 5	vs. Geo. Wash./Mich. St. (BB&T Classic)	TBA
Dec. 8	IONA	7:00 PM
Dec. 22	at St. Bonaventure	7:00 PM
Dec. 28	at McNeese State	8:00 PM
Dec. 30	at Morehead State	7:00 PM
Jan. 5	VIRGINIA COMMONWEALTH	7:00 PM
Jan. 8	UNC WILMINGTON	7:00 PM
Jan. 12	at Delaware	7:30 PM
Jan. 15	at Old Dominion	7:00 PM
Jan. 19	DREXEL	7:00 PM
Jan. 22	at James Madison	7:00 PM
Jan. 26	HOFSTRA	7:00 PM
Jan. 29	WILLIAM AND MARY	2:00 PM
Jan. 31	DELAWARE	7:00 PM
Feb. 2	at UNC Wilmington	7:00 PM
Feb. 5	JAMES MADISON	7:00 PM
Feb. 9	at Towson	7:00 PM
Feb. 12	at William and Mary	2:00 PM
Feb. 14	at Virginia Commonwealth	7:30 PM
Feb. 16	OLD DOMINION	7:00 PM
Feb. 19	TBA (ESPN BRACKET BUSTER)	TBA
Feb. 23	at Drexel	7:00 PM
Feb. 26	at Hofstra	4:00 PM
Mar. 4-7	CAA Tournament	TBA

Hampton

December 30, 2004, 8:30 PM (Williamsburg, VA)

General Information

Location: Hampton, VA
Founded: 1868
Enrollment: 5,790
Colors: Royal Blue and White
Conference: Mid-Eastern Athletic Conference
Nickname: Pirates
Arena (Capacity): Hampton Univ. Convocation Center (7,200)
President: Dr. William R. Harvey
Athletics Director: Malcolm "Zeke" Avery

Basketball Information

Head Coach: Bobby Collins (Eastern Kentucky, 1991)
Record at HU: 32-28 (Two seasons)
Career Record: 32-28 (Two seasons)
Assistant Coaches: Richard Morgan (Virginia, 1989), Darryl Bruce (Towson, 1990), Tellis Frank (Western Kentucky, 1987)
Lettermen Returning/Lost: 9/4
Starters Returning/Lost: 2/3
2003-04 Record: 13-17
2003-04 Conference Record/Finish: 11-7/T2nd
2003-04 Postseason: None

Sports Information

Basketball Contact: Jamar Ross
Office Phone: (757) 727-5811
Home Phone: (757) 871-9475
Fax: (757) 727-5813
Press Row Phone: (757) 728-6886
Email: jamar.ross@hamptonu.edu
Mailing Address: 194 Holland Hall, Hampton, VA 23668
Website: www.hamptonu.edu

Tribe vs. the Pirates

Name	g	fg-a	3fg-a	ft-a	reb-avg	a	pts-avg
Cofield	1	4-7	0-0	5-10	5-5.0	3	13-13.0
D'Antoni	3	1-11	0-8	0-1	3-1.0	12	2-0.7
Hutt	2	6-14	2-3	2-2	4-2.0	2	16-8.0
Mokris	2	7-15	1-5	1-2	9-4.5	0	16-8.0
Trumbower	1	0-2	0-1	0-0	2-2.0	2	0-0.0

W&M leads the series with Hampton, 5-4 ... Last season, the Pirates won, 79-72, on December 19, 2003 in Williamsburg ... W&M's last win against Hampton was February 3, 2003 on the road, 64-62 ... The two teams have faced each other every season since opening the series on December 20, 1995.

2004-05 Schedule

Nov. 19	at Clemson	7:00 PM
Nov. 21	at Savannah State	4:00 PM
Nov. 27	at Akron	7:00 PM
Dec. 1	at Virginia Commonwealth	7:00 PM
Dec. 4	BETHUNE-COOKMAN	6:00 PM
Dec. 6	FLORIDA A&M	8:00 PM
Dec. 8	at Radford	7:00 PM
Dec. 12	at Norfolk State	6:00 PM
Dec. 19	at St. Mary's	4:00 PM
Dec. 22	at California (Golden Bear Classic)	TBA
Dec. 23	vs. TBA (Golden Bear Classic)	TBA
Dec. 30	at William and Mary	8:30 PM
Jan. 8	at North Carolina A&T	4:00 PM
Jan. 10	at South Carolina State	8:00 PM
Jan. 17	MARYLAND-EASTERN SHORE	8:00 PM
Jan. 22	at Delaware State	4:00 PM
Jan. 24	at Howard	8:00 PM
Jan. 29	at Coppin State	4:00 PM
Jan. 31	MORGAN STATE	8:00 PM
Feb. 5	at Bethune-Cookman	4:00 PM
Feb. 7	at Florida A&M	8:00 PM
Feb. 12	NORTH CAROLINA A&T	6:00 PM
Feb. 14	SOUTH CAROLINA STATE	8:00 PM
Feb. 21	at Maryland-Eastern Shore	8:00 PM
Feb. 26	HOWARD	6:00 PM
Feb. 28	DELAWARE STATE	8:00 PM
Mar. 4	NORFOLK STATE	8:00 PM
Mar. 7-12	MEAC Tournament	TBA

Hartford

W&M Tip-Off Classic, November 19, 2004, 8:30 PM (Williamsburg, VA)

General Information

Location: West Hartford, CT
Founded: 1877
Enrollment: 4,533
Colors: Scarlet and White
Conference: America East
Nickname: Hawks
Arena (Capacity): Reich Family Pavilion (3,977)
President: Walter Harrison
Athletics Director: Pat Meiser-McKnett

Basketball Information

Head Coach: Larry Harrison (Pittsburgh, 1978)
Record at HU: 46-72 (Five seasons)
Career Record: 46-72 (Five seasons)
Assistant Coaches: Al Seibert (SUNY Fredonia, 1985), Chris Pompey (Pittsburgh, 1984), Jared Grasso (Quinnipiac, 2002)
Lettermen Returning/Lost: 8/6
Starters Returning/Lost: 4/1
2003-04 Record: 12-17
2003-04 Conference Record/Finish: 6-12/6th
2003-04 Postseason: None

Sports Information

Basketball Contact: David Longolucco
Office Phone: (860) 768-4620
Home Phone: (860) 632-9663
Fax: (860) 768-4068
Press Row Phone: (860) 768-5042
Email: longolucco@hartford.edu
Mailing Address: 200 Bloomfield Avenue, West Hartford, CT 06117
Website: www.HartfordHawks.com

Tribe vs. the Hawks

No current W&M player has faced Hartford.

W&M and Hartford have never faced each other before ... The Tribe has the potential to face a total of four teams for the first time in the regular season, including Kentucky, Longwood and Yale ... W&M's last game against a current member of the America East Conference was an 88-75 win against New Hampshire on December 28, 1993 ... The Tribe is 3-2 all-time against the America East.

2004-05 Schedule

Nov. 19	at William and Mary	8:30 PM
Nov. 20	vs. Radford/Yale (W&M Tip-Off Classic)	6:00 PM
Dec. 2	DARTMOUTH	7:00 PM
Dec. 6	at Brown	7:00 PM
Dec. 11	LONG ISLAND	2:00 PM
Dec. 18	ALBANY	2:00 PM
Dec. 23	at Arkansas	7:05 PM
Dec. 29	vs. Rider (at Wisconsin Green Bay)	5:00 PM
Dec. 30	vs. Wisc Green Bay/ND State	5/7:30 PM
Jan. 2	at Vermont	1:00 PM
Jan. 4	LONGWOOD	7:00 PM
Jan. 6	at Boston University	7:00 PM
Jan. 9	UMBC	2:00 PM
Jan. 12	NORTHEASTERN	7:00 PM
Jan. 15	at Stony Brook	1:00 PM
Jan. 19	MAINE	7:00 PM
Jan. 23	NEW HAMPSHIRE	2:00 PM
Jan. 27	at Albany	7:00 PM
Jan. 30	VERMONT	2:00 PM
Feb. 2	at Binghamton	7:00 PM
Feb. 5	BOSTON UNIVERSITY	2:00 PM
Feb. 9	at Northeastern	7:00 PM
Feb. 12	STONY BROOK	2:00 PM
Feb. 17	at New Hampshire	7:00 PM
Feb. 19	at Maine	7:30 PM
Feb. 24	BINGHAMTON	7:00 PM
Feb. 27	at UMBC	4:00 PM
Mar. 4-6, 12	America East Tournament	TBA

Opponent Information

Hofstra

January 5, 2005, 7:00 PM (Williamsburg, VA) • January 31, 2005, 7:00 PM (Hempstead, NY)

General Information

Location: Hempstead, NY
Founded: 1935
Enrollment: 13,400
Colors: Gold, White and Blue
Conference: Colonial Athletic Association
Nickname: Pride
Arena (Capacity): Hofstra Arena (5,124)
President: Stuart Rabinowitz
Athletics Director: Jack Hayes

Basketball Information

Head Coach: Tom Pecora (Adelphi, 1983)
Record at HU: 34-56 (Three seasons)
Career Record: 34-56 (Three seasons)
Assistant Coaches: Tom Parrotta (Fordham, 1988), Van Macon (Southampton, 1994), David Duke (Albany, 1997)
Lettermen Returning/Lost: 8/3
Starters Returning/Lost: 3/2
2003-04 Record: 14-15
2003-04 Conference Record/Finish: 10-8/5th
2003-04 Postseason: None

Sports Information

Basketball Contact: Jeremy Kniffin
Office Phone: (516) 463-6759
Home Phone: (516) 561-0757
Fax: (516) 463-5033
Press Row Phone: (516) 463-7725
Email: athjzk@hofstra.edu
Mailing Address: PFC 233, 1000 Fulton Avenue, Hempstead, NY 11549
Website: www.hofstra.edu/athletics

Tribe vs. the Pride

Name	g	fg-a	3fg-a	ft-a	reb-avg	a	pts-avg
Cofield	2	14-21	0-0	9-17	20-10.0	0	37-18.5
D'Antoni	5	6-25	1-15	7-11	8-1.6	21	20-4.0
Hutt	2	3-8	0-0	3-5	8-4.0	2	9-4.5
Loehrke	2	2-7	0-0	0-0	1-0.5	0	4-2.0
Markham	3	5-13	2-5	4-5	5-1.7	2	16-5.3
Mokris	5	6-22	3-13	6-7	9-1.8	6	21-4.2
Trumbower	2	0-5	0-2	1-2	0-0.0	4	1-0.5

W&M trails in the series with Hofstra, 2-5 ... The two teams had never played before the Pride joined the CAA for the 2001-02 season ... W&M's last win against Hofstra was February 8, 2003, 79-69, in Hempstead.

2004-05 Schedule

Nov. 21	at Florida International	2:00 PM
Nov. 24	LA SALLE	8:00 PM
Nov. 27	at Binghamton	7:00 PM
Dec. 1	COLUMBIA	7:00 PM
Dec. 4	at James Madison	7:00 PM
Dec. 6	at Longwood	7:00 PM
Dec. 11	ST. JOHN'S	4:00 PM
Dec. 17	at Dartmouth	7:00 PM
Dec. 27	at Stony Brook	7:00 PM
Dec. 30	at Syracuse	7:00 PM
Jan. 5	at William and Mary	7:00 PM
Jan. 8	DREXEL	4:00 PM
Jan. 12	at UNC Wilmington	7:00 PM
Jan. 15	at Virginia Commonwealth	4:00 PM
Jan. 19	OLD DOMINION	7:00 PM
Jan. 22	DELAWARE	8:00 PM
Jan. 26	at George Mason	7:00 PM
Jan. 29	at Towson	4:00 PM
Jan. 31	WILLIAM AND MARY	7:00 PM
Feb. 2	VIRGINIA COMMONWEALTH	7:00 PM
Feb. 5	at Drexel	4:00 PM
Feb. 9	JAMES MADISON	7:00 PM
Feb. 12	UNC WILMINGTON	4:00 PM
Feb. 16	TOWSON	7:00 PM
Feb. 19	at Delaware	2:00 PM
Feb. 23	at Old Dominion	7:00 PM
Feb. 26	GEORGE MASON	4:00 PM
Mar. 4-7	CAA Tournament	TBA

James Madison

January 12, 2005, 7:00 PM (Harrisonburg, VA) • February 16, 2005, 7:00 PM (Williamsburg, VA)

General Information

Location: Harrisonburg, VA
Founded: 1908
Enrollment: 16,000
Colors: Purple and Gold
Conference: Colonial Athletic Association
Nickname: Dukes
Arena (Capacity): JMU Convocation Center (7,156)
President: Dr. Linwood H. Rose
Athletics Director: Jeff Bourne

Basketball Information

Head Coach: Dean Keener (Davidson, 1988)
Record at JMU: 0-0 (First season)
Career Record: 0-0 (First season)
Assistant Coaches: Robert Brickley (Duke, 1990), Michael Kelly (St. Joseph's [ME], 1993), Jake Morton (Miami, 1993)
Lettermen Returning/Lost: 10/4
Starters Returning/Lost: 3/2
2003-04 Record: 7-21
2003-04 Conference Record/Finish: 3-15/10th
2003-04 Postseason: None

Sports Information

Basketball Contact: Gary Michael
Office Phone: (540) 568-6154
Home Phone: (540) 337-7310
Fax: (540) 568-3703
Press Row Phone: (540) 568-6710
Email: michaelg@jmu.edu
Mailing Address: MSC 2303, Harrisonburg, VA 22807
Website: www.jmusports.com

Tribe vs. the Dukes

Name	g	fg-a	3fg-a	ft-a	reb-avg	a	pts-avg
Cofield	2	15-19	0-0	13-18	15-7.5	5	43-21.5
D'Antoni	7	15-29	12-23	9-12	12-1.7	14	51-7.3
Hutt	2	3-4	0-0	2-2	7-3.5	3	8-4.0
Loehrke	3	6-10	0-0	0-0	5-1.7	1	12-4.0
Markham	6	8-17	0-3	2-6	3-0.5	4	18-3.0
Mokris	4	11-26	5-12	4-5	11-2.8	5	31-7.8
Trumbower	2	0-1	0-1	2-2	3-1.5	3	2-1.0

W&M trails in the series with James Madison, 24-38, although the Tribe has won five of its last seven games against the Dukes ... The two teams split their two matchups last season, with each winning on the road ... W&M won at JMU, 99-86 on January 28, 2004, the most points scored against a CAA opponent in nearly nine years.

2004-05 Schedule

Nov. 20	at La Salle	7:00 PM
Nov. 27	UMBC	7:00 PM
Nov. 29	at Appalachian State	7:00 PM
Dec. 4	HOFSTRA	7:00 PM
Dec. 11	at Virginia Tech	2:00 PM
Dec. 15	at Georgia Tech	7:00 PM
Dec. 18	at West Virginia	7:00 PM
Dec. 22	HOWARD	7:00 PM
Dec. 29	HIGH POINT	7:00 PM
Jan. 5	UNC WILMINGTON	7:00 PM
Jan. 8	at Old Dominion	7:00 PM
Jan. 12	WILLIAM AND MARY	7:00 PM
Jan. 15	at Delaware	7:30 PM
Jan. 19	at Towson	7:00 PM
Jan. 22	GEORGE MASON	7:00 PM
Jan. 26	at Virginia Commonwealth	7:30 PM
Jan. 29	at Drexel	4:00 PM
Jan. 31	VIRGINIA COMMONWEALTH	7:00 PM
Feb. 2	DELAWARE	7:00 PM
Feb. 5	at George Mason	7:00 PM
Feb. 9	at Hofstra	7:00 PM
Feb. 12	DREXEL	2:00 PM
Feb. 16	at William and Mary	7:00 PM
Feb. 19	at UNC Wilmington	7:00 PM
Feb. 21	LONGWOOD	7:00 PM
Feb. 23	TOWSON	7:00 PM
Feb. 26	OLD DOMINION	7:00 PM
Mar. 4-7	CAA Tournament	TBA

Kentucky

December 22, 2004, 7:00 PM (Lexington, KY)

General Information

Location: Lexington, KY
Founded: 1865
Enrollment: 25,897
Colors: Blue and White
Conference: Southeastern (East Division)
Nickname: Wildcats
Arena (Capacity): Rupp Arena (23,000)
President: Dr. Lee Todd, Jr.
Athletics Director: Mitch Barnhart

Basketball Information

Head Coach: Orlando "Tubby" Smith (High Point, 1973)
Record at UK: 191-52 (Seven seasons)
Career Record: 315-114 (13 seasons)
Associate Head Coach: David Hobbs (VCU, 1971)
Assistant Coaches: Reggie Hanson (Kentucky, 1991), Scott Rigot (Buffalo, 1986)
Lettermen Returning/Lost: 8/3
Starters Returning/Lost: 2/3
2003-04 Record: 27-5
2003-04 Conference Record/Finish: 13-3/2nd Overall, 1st East
2003-04 Postseason: NCAA, Second Round

Sports Information

Basketball Contact: Scott Stricklin
Office Phone: (859) 257-3838
Home Phone: (859) 266-9910
Fax: (859) 323-4310
Press Row Phone: (859) 252-3602
Email: stricklin@uky.edu
Mailing Address: Memorial Coliseum, Room 23, Lexington, KY 40506-0019
Website: www.ukathletics.com

Tribe vs. the Wildcats

No current W&M player has ever faced Kentucky.

W&M and Kentucky have never faced each other before ... The Tribe has the potential to face a total of four teams for the first time in the regular season, including Hartford, Longwood and Yale ... W&M's last game against a Southeastern Conference school was an 81-60 loss at Vanderbilt on December 29, 1999 ... The Tribe is 4-13 all-time against current members of the SEC.

2004-05 Schedule

Nov. 20	COPPIN STATE	4:00 PM
Nov. 23	vs. Ball State (at Cincinnati)	7:00 PM
Nov. 26	GEORGIA STATE	7:00 PM
Nov. 30	TENNESSEE TECH	7:00 PM
Dec. 4	at North Carolina	12:00 PM
Dec. 8	MOREHEAD STATE	7:00 PM
Dec. 11	vs. Indiana (at Louisville)	2:00 PM
Dec. 18	at Louisville	12:00 PM
Dec. 22	WILLIAM AND MARY	7:00 PM
Dec. 29	CAMPBELL	7:00 PM
Jan. 5	SOUTH CAROLINA	8:00 PM
Jan. 9	KANSAS	1:30/4:00 PM
Jan. 12	VANDERBILT	7:00 PM
Jan. 15	at Georgia	1:00 PM
Jan. 19	at Mississippi	8:00 PM
Jan. 22	LOUISIANA STATE	1:30 PM
Jan. 25	at Tennessee	9:00 PM
Jan. 29	at Arkansas	3:30 PM
Feb. 5	at Vanderbilt	3:00 PM
Feb. 8	FLORIDA	9:00 PM
Feb. 12	GEORGIA	3:00 PM
Feb. 15	at South Carolina	9:00 PM
Feb. 19	MISSISSIPPI STATE	9:00 PM
Feb. 23	AUBURN	8:00 PM
Feb. 26	at Alabama	1:30 PM
Mar. 2	TENNESSEE	8:00 PM
Mar. 6	at Florida	12:00 PM
Mar. 10-13	SEC Tournament	TBA

Opponent Information

Longwood

December 1, 2004, 7:00 PM (Williamsburg, VA)

General Information

Location: Farmville, VA
Founded: 1839
Enrollment: 4,300
Colors: Blue and White
Conference: Independent
Nickname: Lancers
Arena (Capacity): Willett Hall (2,522)
President: Dr. Patricia P. Cormier
Athletics Director: Rick Mazzuto

Basketball Information

Head Coach: Mike Gillian (North Adams State, 1986)
Record at LU: 5-22 (One season)
Career Record: 5-22 (One season)
Assistant Coaches: Bill Reinson (Phoenix, 2000), Doug Thibault (Boise State, 1998), LaMar Taylor (Virginia Commonwealth, 2001)
Lettermen Returning/Lost: 8/6
Starters Returning/Lost: 3/2
2003-04 Record: 5-22
2003-04 Conference Record/Finish: None
2003-04 Postseason: None

Sports Information

Basketball Contact: Greg Prouty
Office Phone: (434) 395-2097
Home Phone: (434) 392-9679
Fax: (434) 395-2568
Press Row Phone: (434) 395-2871
Email: proutygd@longwood.edu
Mailing Address: 201 High Street, Farmville, VA 23909-1899
Website: www.longwoodlancers.com

Tribe vs. the Lancers

No current W&M player has ever faced Longwood.

W&M and Longwood have never faced each other before ... The Tribe has the potential to face a total of four teams for the first time in the regular season, including Hartford, Kentucky and Yale.

2004-05 Schedule

Nov. 19	at Columbia	7:00 PM
Nov. 20	vs. Morehead St./Mount St. Mary's	5/7:00 PM
Nov. 23	RADFORD	7:00 PM
Nov. 27	QUINNIPIAC	3:00 PM
Nov. 29	at Hampden-Sydney	7:00 PM
Dec. 1	at William and Mary	7:00 PM
Dec. 4	at Howard	2:00 PM
Dec. 6	HOFSTRA	7:00 PM
Dec. 8	VIRGINIA MILITARY INSTITUTE	7:00 PM
Dec. 10	at San Francisco	11:00 PM
Dec. 11	vs. Cal-Davis/Saint Joseph's	9:00 PM
Dec. 18	HOWARD	3:00 PM
Dec. 20	at Old Dominion	7:00 PM
Dec. 23	at Northern Iowa (Las Vegas Classic)	8:05 PM
Dec. 27	at Illinois (Las Vegas Classic)	8:00 PM
Dec. 30	vs. Cincinnati (Las Vegas Classic)	8:00 PM
Dec. 31	vs. Valparaiso (Las Vegas Classic)	8:00 PM
Jan. 2	at Quinnipiac	7:00 PM
Jan. 4	at Hartford	7:00 PM
Jan. 7	at Utah Valley State	9:05 PM
Jan. 10	at Northern Colorado	9:00 PM
Jan. 29	SOUTH CAROLINA STATE	7:00 PM
Jan. 31	APPALACHIAN STATE	7:00 PM
Feb. 4	NORTHERN COLORADO	7:00 PM
Feb. 10	at Virginia Military Institute	7:00 PM
Feb. 12	TEXAS A&M-CORPUS CHRISTI	3:00 PM
Feb. 14	MISSOURI-KANSAS CITY	7:00 PM
Feb. 16	at Appalachian State	7:00 PM
Feb. 21	at James Madison	7:00 PM
Feb. 23	at Wake Forest	7:00 PM
Mar. 2	UTAH VALLEY STATE	7:00 PM

North Carolina

January 2, 2005, 1:00 PM (Chapel Hill, NC)

General Information

Location: Chapel Hill, NC
Founded: 1789
Enrollment: 25,972
Colors: Carolina Blue and White
Conference: Atlantic Coast
Nickname: Tar Heels
Arena (Capacity): Dean E. Smith Center (21,800)
Chancellor: James Moeser
Athletics Director: Dick Baddour

Basketball Information

Head Coach: Roy Williams (North Carolina, 1972)
Record at UNC: 19-11 (One season)
Career Record: 437-112 (16 seasons)
Assistant Coaches: Joe Holladay (Oklahoma, 1969), Steve Robinson (Radford, 1981), C.B. McGrath (Kansas, 1998)
Lettermen Returning/Lost: 12/4
Starters Returning/Lost: 5/0
2003-04 Record: 19-11
2003-04 Conference Record/Finish: 8-8/5th
2003-04 Postseason: NCAA, Second Round

Sports Information

Basketball Contact: Steve Kirschner
Office Phone: (919) 962-7258
Home Phone: (919) 968-1531
Fax: (919) 962-0612
Press Row Phone: (919) 962-8815/8816
Email: skirschner@unca.unc.edu
Mailing Address: PO Box 2126, Chapel Hill, NC 27515
Website: www.tarheelblue.com

Tribe vs. the Tar Heels

No current W&M player has ever faced North Carolina.

W&M trails in the series with North Carolina, 3-16 ... The two teams have not played each other since a top-ranked Tar Heel team defeated the Tribe, 64-40, on January 4, 1982 in Chapel Hill ... The last time W&M defeated UNC was arguably the biggest win in school history, as the Tribe upset the second-ranked Tar Heels, 78-75 in William and Mary Hall on December 7, 1977 ... That was also the Tribe's last victory over a nationally-ranked opponent.

2004-05 Schedule

Nov. 19	vs. Santa Clara (Pete Newell Challenge)	9:00 PM
Nov. 22	vs. Brigham Young (Maui Invitational)	9:00 PM
Nov. 23	vs. Stanford/Tennessee (Maui Invitational)	4/9:30 PM
Nov. 24	vs. TBA (Maui Invitational)	TBA
Nov. 28	SOUTHERN CALIFORNIA	7:30 PM
Dec. 1	at Indiana	9:00 PM
Dec. 4	KENTUCKY	12:00 PM
Dec. 12	LOYOLA (IL)	5:30 PM
Dec. 19	at Virginia Tech	3:30 PM
Dec. 21	VERMONT	7:00 PM
Dec. 28	UNC WILMINGTON	8:00 PM
Dec. 30	CLEVELAND STATE	7:30 PM
Jan. 2	WILLIAM AND MARY	1:00 PM
Jan. 8	MARYLAND	12:00 PM
Jan. 12	GEORGIA TECH	7:00 PM
Jan. 15	at Wake Forest	1:30 PM
Jan. 19	at Clemson	9:00 PM
Jan. 22	MIAMI	8:00 PM
Jan. 29	at Virginia	12:00 PM
Feb. 3	NC STATE	7:00 PM
Feb. 6	at Florida State	2:00 PM
Feb. 9	at Duke	9:00 PM
Feb. 13	at Connecticut	1:00 PM
Feb. 16	VIRGINIA	7:00 PM
Feb. 19	CLEMSON	1:00 PM
Feb. 22	at NC State	8:00 PM
Feb. 27	at Maryland	5:30 PM
Mar. 3	FLORIDA STATE	9:00 PM
Mar. 6	DUKE	4:00 PM
Mar. 10-13	ACC Tournament	

UNC Greensboro

December 20, 2004, 7:00 PM (Greensboro, NC)

General Information

Location: Greensboro, NC
Founded: 1891
Enrollment: 14,900
Colors: Gold, White and Navy
Conference: Southern
Nickname: Spartans
Arena (Capacity): Fleming Gymnasium (2,320)
Chancellor: Dr. Patricia A. Sullivan
Athletics Director: Nelson E. Bobb

Basketball Information

Head Coach: Fran McCaffery (Pennsylvania, 1982)
Record at UNCG: 72-75 (Five seasons)
Career Record: 121-114 (Eight seasons)
Assistant Coaches: Mitch Buonaguro (Boston College, 1975), Anthony Jones (Illinois State, 1981), Adam Chaskin (Michigan, 1992)
Lettermen Returning/Lost: 6/7
Starters Returning/Lost: 3/2
2003-04 Record: 11-17
2003-04 Conference Record/Finish: 7-9/T3rd (North)
2003-04 Postseason: None

Sports Information

Basketball Contact: Mike Hirschman
Office Phone: (336) 334-5615
Cell Phone: (336) 202-5331
Fax: (336) 334-3182
Press Row Phone: (336) 334-3270
Email: mwhirsch@uncg.edu
Mailing Address: PO Box 26168, Greensboro, NC 27402-6168
Website: www.uncgspartans.com

Tribe vs. the Spartans

No current W&M player has ever faced UNC Greensboro.

W&M leads in the series with UNC Greensboro, 5-3, and has won five straight games against the Spartans ... The last time the two teams faced each other was December 28, 1998, with the Tribe winning, 79-74, in Williamsburg ... UNCG's last win against W&M was December 1, 1994 in Greensboro, 84-71.

2004-05 Schedule

Nov. 23	COASTAL CAROLINA	7:00 PM
Nov. 27	at Duke	7:30 PM
Nov. 30	BRIDGEWATER	7:00 PM
Dec. 3	vs. Southern Mississippi (at Iowa)	6:45 PM
Dec. 4	vs. Iowa/Centenary (at Iowa)	6:45/9 PM
Dec. 16	GUILFORD COLLEGE	7:00 PM
Dec. 18	at Liberty	7:00 PM
Dec. 20	WILLIAM AND MARY	7:00 PM
Dec. 23	at Wisconsin	8:00 PM
Dec. 29	at Minnesota	8:00 PM
Jan. 5	WOFFORD	7:00 PM
Jan. 8	at Appalachian State	3:30 PM
Jan. 10	at Furman	7:00 PM
Jan. 15	WESTERN CAROLINA	7:00 PM
Jan. 18	EAST TENNESSEE STATE	7:00 PM
Jan. 22	at The Citadel	1:00 PM
Jan. 24	at College of Charleston	7:00 PM
Jan. 29	CHATTANOOGA	7:00 PM
Jan. 31	at Elon	7:00 PM
Feb. 5	DAVIDSON	7:00 PM
Feb. 8	GEORGIA SOUTHERN	7:00 PM
Feb. 12	at East Tennessee State	4:00 PM
Feb. 14	at Chattanooga	7:00 PM
Feb. 19	APPALACHIAN STATE	7:00 PM
Feb. 22	ELON	7:00 PM
Feb. 26	at Western Carolina	7:00 PM
Mar. 2-5	Southern Conference Tournament	TBA

Opponent Information

UNC Wilmington

January 19, 2005, 7:00 PM (Williamsburg, VA) • February 9, 2005, 7:00 PM (Wilmington, NC)

General Information

Location: Wilmington, NC
Founded: 1947
Enrollment: 12,000
Colors: Teal, Gold and Navy Blue
Conference: Colonial Athletic Association
Nickname: Seahawks
Arena (Capacity): Trask Coliseum (6,100)
President: Dr. Rosemary DePaolo
Athletics Director: Peg Bradley-Doppes

Basketball Information

Head Coach: Brad Brownell (DePauw, 1991)
Record at UNCW: 39-22 (Two seasons)
Career Record: 39-22 (Two seasons)
Assistant Coaches: Bill Donlon (UNC Wilmington, 1999), Marty McGillan (UNC Wilmington, 1990), Byron Jones (Central Oklahoma, 1993)
Lettermen Returning/Lost: 8/4
Starters Returning/Lost: 3/2
2003-04 Record: 15-15
2003-04 Conference Record/Finish: 9-9/7th
2003-04 Postseason: None

Sports Information

Basketball Contact: Joe Browning
Office Phone: (910) 962-3236
Home Phone: (910) 799-6058
Fax: (910) 962-3686
Press Row Phone: (910) 962-3095
Email: browningj@uncw.edu
Mailing Address: 601 South College Road, Wilmington, NC 28403
Website: www.uncwsports.com

Tribe vs. the Seahawks

Name	g	fg-a	3fg-a	ft-a	reb-avg	a	pts-avg
Cofield	2	14-21	0-0	3-4	11-5.5	2	31-15.5
D'Antoni	5	9-23	3-11	5-7	14-2.8	18	26-5.2
Hutt	1	1-1	0-0	1-2	2-2.0	2	3-3.0
Loehrke	2	3-6	0-0	1-2	7-3.5	2	7-3.5
Markham	4	4-11	0-2	1-1	6-1.5	5	9-2.3
Mokris	4	12-23	3-11	6-8	14-3.5	5	33-8.3
Trumbower	2	1-8	1-6	0-1	2-1.0	2	3-1.5

W&M trails in the series with UNC Wilmington, 14-29 ... The two teams split their two games last year, with each winning at home ... The Tribe defeated the Seahawks in overtime, 67-66, on December 4, 2003 ... UNCW won, 67-59 on January 7, 2004.

2004-05 Schedule

Nov. 19	MARSHALL	7:00 PM
Nov. 23	at North Texas	7:00 PM
Nov. 27	at UNC Asheville	4:30 PM
Nov. 30	CAMPBELL	7:00 PM
Dec. 5	VIRGINIA COMMONWEALTH	2:00 PM
Dec. 12	ILLINOIS-CHICAGO	2:00 PM
Dec. 16	at College of Charleston	TBA
Dec. 18	at Coastal Carolina	7:00 PM
Dec. 28	at North Carolina	8:00 PM
Dec. 31	ELON	7:00 PM
Jan. 3	at James Madison	7:00 PM
Jan. 8	at George Mason	7:00 PM
Jan. 12	HOFSTRA	7:00 PM
Jan. 15	TOWSON	7:00 PM
Jan. 19	at William and Mary	7:00 PM
Jan. 22	at Old Dominion	7:00 PM
Jan. 26	DREXEL	7:00 PM
Jan. 29	at Delaware	7:30 PM
Jan. 31	at Towson	7:00 PM
Feb. 2	GEORGE MASON	7:00 PM
Feb. 5	OLD DOMINION	4:00 PM
Feb. 9	WILLIAM AND MARY	7:00 PM
Feb. 12	at Hofstra	4:00 PM
Feb. 14	at Drexel	7:00 PM
Feb. 19	JAMES MADISON	7:00 PM
Feb. 23	DELAWARE	7:00 PM
Feb. 26	at Virginia Commonwealth	7:30 PM
Mar. 4-7	CAA Tournament	TBA

Old Dominion

December 4, 2004, 7:00 PM (Norfolk, VA) • February 19, 2005, 7:00 PM (Williamsburg, VA)

General Information

Location: Norfolk, VA
Founded: 1930
Enrollment: 21,200
Colors: Slate Blue, Silver and Light Blue
Conference: Colonial Athletic Association
Nickname: Monarchs
Arena (Capacity): Ted Constant Convocation Center (8,650)
President: Dr. Roseann Runte
Athletics Director: Dr. Jim Jarrett

Basketball Information

Head Coach: Blaine Taylor (Montana, 1981)
Record at ODU: 42-43 (Three seasons)
Career Record: 184-108 (10 seasons)
Assistant Coaches: Jim Corrigan (Duke, 1980), Rob Wilkes (Stetson, 1993), Travis DeCuir (Montana, 1994)
Lettermen Returning/Lost: 8/3
Starters Returning/Lost: 4/1
2003-04 Record: 17-12
2003-04 Conference Record/Finish: 11-7/4th
2003-04 Postseason: None

Sports Information

Basketball Contact: Carol Hudson, Jr.
Office Phone: (757) 683-3372
Home Phone: (757) 625-2061
Fax: (757) 683-3119
Press Row Phone: (757) 683-5596
Email: chudson@odu.edu
Mailing Address: Room 124, Athletic Admin. Bldg., Norfolk, VA 23529-0201
Website: www.odusports.com

Tribe vs. the Monarchs

Name	g	fg-a	3fg-a	ft-a	reb-avg	a	pts-avg
Cofield	2	11-24	0-0	11-15	16-8.0	2	33-16.5
D'Antoni	6	9-30	4-15	5-8	15-2.5	21	27-4.5
Hutt	2	1-1	0-0	1-2	6-3.0	4	3-1.5
Loehrke	4	7-11	0-0	6-7	10-2.5	3	20-5.0
Markham	4	3-15	0-4	2-4	9-2.3	6	8-2.0
Mokris	4	9-18	4-8	4-4	12-3.0	5	26-6.5
Trumbower	2	1-3	1-3	0-0	2-1.0	1	3-1.5

W&M trails in the series with Old Dominion, 13-50, but has won two of the last three games against the Monarchs ... The two teams split last year, with each winning at home ... The Tribe defeated ODU, 86-77, on January 26 and ODU won, 79-76, on February 25.

2004-05 Schedule

Nov. 20	SOUTH ALABAMA	7:00 PM
Nov. 22	KENT STATE	7:00 PM
Nov. 25	vs. TCU (at Fort Worth, TX)	8:00 PM
Nov. 27	vs. Shawnee State (at TX A&M Corp Chr.)	3:30 PM
Nov. 28	at Texas A&M Corpus Christi	6:00 PM
Dec. 1	VIRGINIA MILITARY INSTITUTE	7:00 PM
Dec. 4	WILLIAM AND MARY	7:00 PM
Dec. 7	at Liberty	8:30 PM
Dec. 12	at East Carolina	1:30 PM
Dec. 18	EAST TENNESSEE STATE	7:00 PM
Dec. 20	LONGWOOD	7:00 PM
Dec. 22	ST. JOSEPH'S	7:00 PM
Jan. 2	at DePaul	4:00 PM
Jan. 5	at Drexel	7:00 PM
Jan. 8	JAMES MADISON	7:00 PM
Jan. 12	at Towson	7:00 PM
Jan. 15	GEORGE MASON	2:00 PM
Jan. 19	at Hofstra	7:00 PM
Jan. 22	UNC WILMINGTON	7:00 PM
Jan. 26	DELAWARE	7:00 PM
Jan. 29	at Virginia Commonwealth	4:00 PM
Jan. 31	DREXEL	7:00 PM
Feb. 2	TOWSON	7:00 PM
Feb. 5	at UNC Wilmington	4:00 PM
Feb. 9	at Delaware	7:30 PM
Feb. 12	VIRGINIA COMMONWEALTH	4:00 PM
Feb. 16	at George Mason	7:00 PM
Feb. 19	at William and Mary	7:00 PM
Feb. 23	HOFSTRA	7:00 PM
Feb. 26	at James Madison	7:00 PM
Mar. 4-7	CAA Tournament	TBA

Radford

Potential W&M Tip-Off Classic opponent, November 20, 2004, 8:30 PM

General Information

Location: Radford, VA
Founded: 1910
Enrollment: 9,219
Colors: Red, White, Blue and Green
Conference: Big South
Nickname: Highlanders
Arena (Capacity): Dedmon Center (5,000)
President: Dr. Douglas Covington
Athletics Director: Greig Denny

Basketball Information

Head Coach: Byron Samuels (UNC Asheville, 1986)
Record at RU: 22-36 (Two seasons)
Career Record: 39-72 (Four seasons)
Assistant Coaches: Kevin Martin (UNC Asheville, 1999), Troy Manns (Virginia Tech, 1996), Jeff Brookman (Belmont Abbey, 1998)
Lettermen Returning/Lost: 7/3
Starters Returning/Lost: 3/2
2003-04 Record: 12-16
2003-04 Conference Record/Finish: 7-9/Fifth
2003-04 Postseason: None

Sports Information

Basketball Contact: Drew Dickerson
Office Phone: (540) 831-5726
Home Phone: (540) 639-5729
Fax: (540) 831-5556
Press Row Phone: (540) 831-5295
Email: adickerso@radford.edu
Mailing Address: PO Box 6913, Radford, VA 24142
Website: www.radford.edu/Athletics

Tribe vs. the Highlanders

Name	g	fg-a	3fg-a	ft-a	reb-avg	a	pts-avg
Cofield	1	1-1	0-0	0-0	1-1.0	0	2-2.0
D'Antoni	2	5-17	3-7	5-7	1-0.5	3	18-9.0
Hutt	1	2-5	0-0	0-0	8-8.0	1	4-4.0
Markham	1	2-4	1-1	0-0	2-2.0	1	5-5.0
Mokris	2	3-11	2-8	7-7	7-3.5	3	15-7.5
Trumbower	1	3-7	2-6	0-0	7-7.0	1	8-8.0

W&M trails in the series with Radford, 1-2 ... Last season, the Highlanders defeated W&M, 89-86, on November 24 ... The series began with a 85-56 Tribe win on December 3, 1977 in Williamsburg.

2004-05 Schedule

Nov. 19	vs. Yale (W&M Tip-Off Classic)	6:00 PM
Nov. 20	vs. W&M/Hartford (W&M Classic)	6/8:30 PM
Nov. 23	at Longwood	TBA
Nov. 29	FERRUM	7:00 PM
Dec. 2	NORTH CAROLINA A&T	7:00 PM
Dec. 4	at West Virginia	7:00 PM
Dec. 8	HAMPTON	7:00 PM
Dec. 10	LEES-McRAE	7:00 PM
Dec. 23	at Colorado	9:00 PM
Dec. 28	at St. Mary's	TBA
Dec. 29	vs. Murray State/UC Davis (at St. Mary's)	TBA
Jan. 5	at Birmingham-Southern	8:00 PM
Jan. 8	COASTAL CAROLINA	7:00 PM
Jan. 10	CHARLESTON SOUTHERN	7:00 PM
Jan. 15	at Winthrop	4:30 PM
Jan. 19	at Virginia Military Institute	TBA
Jan. 22	HIGH POINT	7:00 PM
Jan. 25	at UNC Asheville	7:00 PM
Jan. 29	LIBERTY	7:00 PM
Jan. 31	BIRMINGHAM-SOUTHERN	7:00 PM
Feb. 5	at Charleston Southern	4:00 PM
Feb. 7	at Coastal Carolina	7:00 PM
Feb. 14	VIRGINIA MILITARY INSTITUTE	7:00 PM
Feb. 16	WINTHROP	7:00 PM
Feb. 19	at Liberty	7:00 PM
Feb. 23	at High Point	7:00 PM
Feb. 26	UNC ASHEVILLE	7:00 PM
Mar. 1,3,5	Big South Tournament	TBA

Opponent Information

Towson

January 26, 2005, 7:00 PM (Williamsburg, VA) • February 26, 2005, 4:00 PM (Towson, MD)

General Information

Location: Towson, MD
Founded: 1866
Enrollment: 17,400
Colors: Gold, White and Black
Conference: Colonial Athletic Association
Nickname: Tigers
Arena (Capacity): Towson Center (5,000)
President: Dr. Robert Carer
Athletics Director: Dr. Wayne Edwards

Basketball Information

Head Coach: Pat Kennedy (King's College, 1975)
Record at TU: 0-0 (First season)
Career Record: 416-311 (24 seasons)
Assistant Coaches: Eric Skeeters (Coppin State, 1997), Jay Eck (Xavier, 1973), Rob Norris (Indiana [PA], 1999)
Lettermen Returning/Lost: 10/1
Starters Returning/Lost: 4/1
2003-04 Record: 8-21
2003-04 Conference Record/Finish: 4/14-T8th
2003-04 Postseason: None

Sports Information

Basketball Contact: Peter Schlehr
Office Phone: (410) 704-2232
Home Phone: NA
Fax: (410) 704-3861
Press Row Phone: (410) 704-3286
Email: pschlehr@towson.edu
Mailing Address: 8000 York Road, Towson, MD 21252-0001
Website: www.towson.tigers.com

Tribe vs. the Tigers

Name	g	fg-a	3fg-a	ft-a	reb-avg	a	pts-avg
Cofield	3	11-23	0-0	20-30	26-8.7	8	42-14.0
D'Antoni	6	5-22	4-12	10-15	15-2.5	32	24-4.0
Hutt	3	2-4	0-0	3-4	8-2.7	1	7-2.3
Loehrke	4	4-13	0-0	5-6	14-3.5	1	13-3.3
Markham	5	5-15	2-5	2-2	7-1.4	6	14-2.8
Mokris	5	9-22	2-6	10-12	15-3.0	3	30-6.0
Trumbower	3	2-6	1-5	0-0	0-0.0	1	5-1.7

W&M leads in the series with Towson, 7-5 ... The Tribe was 1-2 in three games against the Tigers last season, winning 74-68 on February 18, 2004 in Williamsburg ... The series between the two teams began with a 94-31 W&M win in the 1948-49 season, still the worst loss in Towson history.

2004-05 Schedule

Nov. 15	at Ohio State (Guardians Classic)	8:00 PM
Nov. 19	NORFOLK STATE	7:00 PM
Nov. 23	Guardians Classic (at Kansas City)	TBA
Nov. 27	at Morgan State	7:30 PM
Dec. 1	at George Mason	7:00 PM
Dec. 4	at UMBC	7:00 PM
Dec. 8	AMERICAN	7:00 PM
Dec. 11	at Virginia Military Institute	1:00 PM
Dec. 18	at George Washington	2:00 PM
Dec. 22	COASTAL CAROLINA	7:00 PM
Dec. 29	LEHIGH	7:00 PM
Jan. 5	DELAWARE	7:00 PM
Jan. 7	VIRGINIA COMMONWEALTH	7:00 PM
Jan. 12	OLD DOMINION	7:00 PM
Jan. 15	at UNC Wilmington	7:00 PM
Jan. 19	JAMES MADISON	7:00 PM
Jan. 22	at Drexel	1:00 PM
Jan. 26	at William and Mary	7:00 PM
Jan. 29	HOFSTRA	4:00 PM
Jan. 31	UNC WILMINGTON	7:00 PM
Feb. 2	at Old Dominion	7:00 PM
Feb. 5	at Virginia Commonwealth	5:00 PM
Feb. 9	GEORGE MASON	7:00 PM
Feb. 12	at Delaware	7:30 PM
Feb. 16	at Hofstra	7:00 PM
Feb. 23	at James Madison	7:00 PM
Feb. 26	WILLIAM AND MARY	4:00 PM
Feb. 28	DREXEL	7:00 PM
Mar. 4-7	CAA Tournament	TBA

Virginia Commonwealth

January 22, 2005, 7:00 PM (Williamsburg, VA) • February 23, 2005, 7:30 PM (Richmond, VA)

General Information

Location: Richmond, VA
Founded: 1838
Enrollment: 27,000
Colors: Black and Gold
Conference: Colonial Athletic Association
Nickname: Rams
Arena (Capacity): Siegel Center (7,500)
President: Dr. Eugene P. Trani
Athletics Director: Dr. Richard L. Sander

Basketball Information

Head Coach: Jeff Capel III (Duke, 1997)
Record at VCU: 41-18 (Two seasons)
Career Record: 41-18 (Two seasons)
Assistant Coaches: Gerald White (Auburn, 1988), Mark Cline (Wake Forest, 1988), Jeff LaMere (Duke, 1994)
Lettermen Returning/Lost: 8/4
Starters Returning/Lost: 3/2
2003-04 Record: 23-8
2003-04 Conference Record/Finish: 14-4/1st
2003-04 Postseason: NCAA First Round

Sports Information

Basketball Contact: Phil Stanton
Office Phone: (804) 828-7000
Home Phone: (804) 285-8142
Fax: (804) 828-9428
Press Row Phone: (804) 827-1010
Email: pdstanton@vcu.edu
Mailing Address: PO Box 842003, Richmond, VA 23284-2003
Website: vcrams.vcu.edu

Tribe vs. the Rams

Name	g	fg-a	3fg-a	ft-a	reb-avg	a	pts-avg
Cofield	2	4-10	0-0	3-6	8-4.0	3	11-5.5
D'Antoni	6	6-20	3-10	5-9	13-2.2	19	20-3.3
Hutt	2	0-5	0-0	0-0	2-1.0	0	0-0.0
Loehrke	4	5-10	0-0	2-3	9-2.3	2	12-3.0
Markham	5	13-27	4-5	12-16	11-2.2	5	42-8.4
Mokris	4	8-13	2-5	4-4	6-1.5	2	22-5.5
Trumbower	2	0-2	0-2	0-0	1-0.5	0	0-0.0

W&M trails in the series with Virginia Commonwealth, 10-23 ... VCU swept the two regular season matchups between the two teams last year ... The Tribe's last win against the Rams was a 88-83, double-overtime game in Williamsburg on January 18, 2003.

2004-05 Schedule

Nov. 15	AMERICAN (Preseason NIT)	7:30 PM
Nov. 18	Preseason NIT Quarterfinals	TBA
Nov. 24	Preseason NIT Semifinals	TBA
Nov. 26	Preseason NIT Final	TBA
Nov. 27	at UAB	8:30 PM
Dec. 1	HAMPION	7:30 PM
Dec. 5	at UNC Wilmington	2:00 PM
Dec. 11	RICHMOND	7:30 PM
Dec. 18	LA SALLE	7:30 PM
Dec. 22	at Iona	7:30 PM
Dec. 29	MISSISSIPPI	7:30 PM
Jan. 2	at Middle Tennessee	3:00 PM
Jan. 5	at George Mason	7:00 PM
Jan. 7	at Towson	7:00 PM
Jan. 12	DREXEL	7:30 PM
Jan. 15	HOFSTRA	4:00 PM
Jan. 19	at Delaware	7:30 PM
Jan. 22	at William and Mary	7:00 PM
Jan. 26	JAMES MADISON	7:30 PM
Jan. 29	OLD DOMINION	4:00 PM
Jan. 31	at James Madison	7:00 PM
Feb. 2	at Hofstra	7:00 PM
Feb. 5	TOWSON	5:00 PM
Feb. 9	at Drexel	7:00 PM
Feb. 12	at Old Dominion	4:00 PM
Feb. 14	GEORGE MASON	7:30 PM
Feb. 16	DELAWARE	7:30 PM
Feb. 19	at TBA (ESPN Bracket Buster)	TBA
Feb. 23	WILLIAM AND MARY	7:30 PM
Feb. 26	UNC WILMINGTON	7:30 PM
Mar. 4-7	CAA Tournament	TBA

Virginia Tech

November 28, 2004, 2:00 PM (Williamsburg, VA)

General Information

Location: Blacksburg, VA
Founded: 1872
Enrollment: 28,000
Colors: Chicago Maroon and Burnt Orange
Conference: Atlantic Coast
Nickname: Hokies
Arena (Capacity): Cassell Coliseum (10,052)
President: Dr. Charles Steger
Athletics Director: Jim Weaver

Basketball Information

Head Coach: Seth Greenberg (Fairleigh Dickinson, 1978)
Record at VT: 15-14 (One season)
Career Record: 228-184 (14 seasons)
Assistant Coaches: Brad Greenberg (American, 1977), Ryan Odon (Hampden-Sydney, 1996), Stacey Palmore (Livingstone, 1993)
Lettermen Returning/Lost: 9/4
Starters Returning/Lost: 4/1
2003-04 Record: 15-14
2003-04 Conference Record/Finish: 7-9/8th (Big East)
2003-04 Postseason: None

Sports Information

Basketball Contact: Bill Dyer
Office Phone: (540) 231-8852
Home Phone: (540) 552-8461
Fax: (540) 231-6984
Press Row Phone: (540) 231-3048
Email: wdyer@vt.edu
Mailing Address: 274 Jamerson Athletic Center, Blacksburg, VA 24061-0502
Website: www.hokiesports.com

Tribe vs. the Hokies

Name	g	fg-a	3fg-a	ft-a	reb-avg	a	pts-avg
Cofield	1	2-3	0-0	4-10	11-11.0	1	8-8.0
D'Antoni	2	10-39	2-17	4-5	19-9.5	5	26-13.0
Hutt	1	0-1	0-0	1-2	4-4.0	0	1-1.0
Loehrke	1	1-1	0-0	0-1	4-4.0	0	2-2.0
Mokris	2	2-10	1-6	5-5	7-3.5	1	10-5.0
Trumbower	1	1-5	0-3	5-6	1-1.0	2	7-7.0

W&M trails in the series with Virginia Tech, 41-74, but has won two of the last three games between the two teams ... The Tribe's last win against the Hokies was December 7, 2002, in Williamsburg, 60-52 ... W&M has played VT more times (115) than any other team it will face this year.

2004-05 Schedule

Nov. 19	LOYOLA	7:00 PM
Nov. 23	MARYLAND EASTERN SHORE	7:00 PM
Nov. 28	at William and Mary	2:00 PM
Dec. 2	CHATTAHOOGA	8:00 PM
Dec. 4	at Virginia Military Institute	2:00 PM
Dec. 8	at St. John's	7:30 PM
Dec. 11	JAMES MADISON	2:00 PM
Dec. 19	NORTH CAROLINA	3:30 PM
Dec. 22	WESTERN MICHIGAN	7:00 PM
Dec. 27	MORGAN STATE	7:00 PM
Dec. 30	vs. Mississippi State (at New Orleans, LA)	7:30 PM
Jan. 8	at Florida State	7:00 PM
Jan. 12	BETHUNE-COOKMAN	7:00 PM
Jan. 15	CLEMSON	12:00 PM
Jan. 19	NC STATE	7:00 PM
Jan. 22	at Georgia Tech	4:00 PM
Jan. 27	VIRGINIA	8:00 PM
Jan. 30	at Duke	8:00 PM
Feb. 2	at Miami	7:30 PM
Feb. 5	WAKE FOREST	3:00 PM
Feb. 8	at Maryland	9:00 PM
Feb. 12	at Virginia	12:00 PM
Feb. 17	DUKE	9:00 PM
Feb. 19	MIAMI	7:00 PM
Feb. 26	at NC State	4:00 PM
Mar. 1	at Clemson	7:00 PM
Mar. 5	MARYLAND	4:00 PM
Mar. 10-13	ACC Tournament	TBA

Opponent Information

Yale

Potential W&M Tip-Off Classic opponent, November 20, 2004, 8:30 PM

General Information

Location: New Haven, CT
Founded: 1701
Enrollment: 5,100
Colors: Yale Blue and White
Conference: Ivy League
Nickname: Elis, Bulldogs
Arena (Capacity): John J. Lee Amphitheater (2,532)
President: Richard C. Levin
Athletics Director: Tom Beckett

Basketball Information

Head Coach: James Jones (Albany, 1986)
Record at YU: 64-76 (Five seasons)
Career Record: 64-76 (Five seasons)
Assistant Coaches: Curtis Watson (Adelphi, 1991), Ted Hotaling (Albany, 1995), Jim McCarthy (Hamilton, 2001)
Lettermen Returning/Lost: 7/5
Starters Returning/Lost: 3/2
2003-04 Record: 12-15
2003-04 Conference Record/Finish: 7-7/4th
2003-04 Postseason: None

Sports Information

Basketball Contact: Tim Bennett
Office Phone: (203) 432-1457
Home Phone: (203) 874-2402
Fax: (203) 432-1454
Press Row Phone: (203) 432-2398
Email: timothy.bennett@yale.edu
Mailing Address: Box 208216, New Haven, CT 06520
Website: www.yalebulldogs.com

Tribe vs the Bulldogs

No current W&M player has faced Yale.

W&M and Yale have never faced each other before ... The Tribe has the potential to face a total of four teams for the first time in the regular season, including Hartford, Kentucky and Longwood ... W&M's last game against an Ivy League school was a 42-38 loss against Princeton on January 26, 1977 ... The Tribe is 1-6 all-time against current members of the Ivy League.

2004-05 Schedule

Nov. 19	vs. Radford (W&M Tip-Off Classic)	6:00 PM
Nov. 20	vs. W&M or Hartford	6/8:30 PM
Nov. 22	at Wake Forest	7:00 PM
Nov. 28	at Massachusetts	2:00 PM
Dec. 1	at Sacred Heart	7:00 PM
Dec. 4	BUCKNELL	4:30 PM
Dec. 8	at Niagara	7:00 PM
Dec. 19	at Boston College	2:00 PM
Dec. 28	vs. Charlotte (Cable Car Classic)	8:30 PM
Dec. 29	vs. Santa Clara/Central Connecticut	6/8:30 PM
Jan. 5	FAIRFIELD	7:30 PM
Jan. 10	AMERICAN	7:00 PM
Jan. 15	ST. PETER'S	7:00 PM
Jan. 22	BROWN	7:00 PM
Jan. 28	at Penn	7:00 PM
Jan. 29	at Princeton	7:30 PM
Feb. 4	at Columbia	7:00 PM
Feb. 5	at Cornell	7:00 PM
Feb. 11	DARTMOUTH	7:00 PM
Feb. 12	HARVARD	5:30 PM
Feb. 18	PRINCETON	7:00 PM
Feb. 19	PENN	6:00 PM
Feb. 25	at Harvard	7:00 PM
Feb. 26	at Dartmouth	7:00 PM
Mar. 4	CORNELL	7:00 PM
Mar. 5	COLUMBIA	7:00 PM
Mar. 8	at Brown	7:00 PM

2005 CAA Tournament

March 4-7, 2005 (Richmond Coliseum, Richmond, VA)

2005 Tournament Schedule

Friday, March 4, 2005

First-round games

Gm. 1 #8 seed vs. #9 seed - 5:30 PM
 Gm. 2 #7 seed vs. #10 seed - 8:00 PM

Saturday, March 5, 2005

Quarterfinal games

Gm. 3 #1 seed vs. Game 1 winner - 12:00 PM
 Gm. 4 #4 seed vs. #5 seed - 2:30 PM
 Gm. 5 #2 seed vs. Game 2 winner - 6:00 PM
 Gm. 6 #3 seed vs. #6 seed - 8:30 PM

Sunday, March 6, 2005

Semifinal games (Televised on Comcast)

Gm. 7 Game 3 winner vs. Game 4 winner - 3:00 PM
 Gm. 8 Game 5 winner vs. Game 6 winner - 5:30 PM

Monday, March 7, 2005

Championship game (Televised nationally on ESPN)

Final Game 7 winner vs. Game 8 winner - 7:00 PM



Past Tournaments

Year	Champion	Runner-up
1983	James Madison	William and Mary
1984	Richmond	Navy
1985	Navy	Richmond
1986	Navy	George Mason
1987	Navy	UNC Wilmington
1988	Richmond	George Mason
1989	George Mason	UNC Wilmington
1990	Richmond	James Madison
1991	Richmond	George Mason
1992	Old Dominion	James Madison
1993	East Carolina	James Madison
1994	James Madison	Old Dominion
1995	Old Dominion	James Madison
1996	Virginia Commonwealth	UNC Wilmington
1997	Old Dominion	James Madison
1998	Richmond	UNC Wilmington
1999	George Mason	Old Dominion
2000	UNC Wilmington	Richmond
2001	George Mason	UNC Wilmington
2002	UNC Wilmington	Virginia Commonwealth
2003	UNC Wilmington	Drexel
2004	Virginia Commonwealth	George Mason

Opponent Sports Information Contacts

Campbell Stan Cole cole@campbell.edu (910) 893-1331 www.GoCamels.com	James Madison Gary Michael michaelg@jmu.edu (540) 568-6154 www.jmusports.com	Radford Drew Dickerson adickerso@radford.edu (540) 831-5726 www.radford.edu/Athletics
Delaware Kevin Tritt ktritt@udel.edu (302) 831-2186 www.udel.edu/sportsinfo	Kentucky Scott Stricklin stricklin@uky.edu (859) 257-3838 www.ukathletics.com	Towson Peter Schlehr pschlehr@towson.edu (410) 704-2232 www.towsontigers.com
Drexel Mike Tuberosa tuberosa@drexel.edu (215) 895-1591 www.drexel.edu/sports	Longwood Greg Prouty proutygd@longwood.edu (434) 395-2097 www.longwoodlancers.com	Virginia Commonwealth Phil Stanton pdstanton@vcu.edu (804) 828-7000 vcumrams.vcu.edu
George Mason Carlton White cwhite3@gmu.edu (703) 993-3246 www.GoMason.com	North Carolina Steve Kirschner skirschner@unca.unc.edu (919) 962-7258 www.tarheelblue.com	Virginia Tech Bill Dyer wdyer@vt.edu (540) 231-8852 www.hokiesports.com
Hampton Jamar Ross jamar.ross@hamptonu.edu (757) 727-5811 www.hamptonu.edu	UNC Greensboro Mike Hirschman mhirsch@uncg.edu (336) 334-5615 www.uncgspartans.com	William and Mary Dan Wakely ddwake@wm.edu (757) 221-3368 www.TribeAthletics.com
Hartford David Longolucco longolucc@hartford.edu (860) 768-4620 www.HartfordHawks.com	UNC Wilmington Joe Browning browningj@uncw.edu (910) 962-3236 www.uncwspots.com	Yale Tim Bennett timothy.bennett@yale.edu (203) 432-1457 www.yalebulldogs.com
Hofstra Jeremy Kniffin athjzk@hofstra.edu (516) 463-6759 www.hofstra.edu/athletics	Old Dominion Carol Hudson, Jr. chudson@odu.edu (757) 683-3372 www.odusports.com	Colonial Athletic Association Rob Washburn rwashburn@caasports.com (804) 754-1616 x19 www.caasports.com

Results vs. 2004-05 Opponents

Campbell

W&M leads, 5-1 (.833)

1/2/93	H	W	75-59
1/10/94	A	L	50-71
12/22/99	H	W	89-70
2/12/01	A	W	64-61
12/30/02	A	W	82-80
12/30/03	H	W	82-67

Delaware

W&M trails, 6-9 (.400)

1915-16		L	33-37
12/18/29	A	W	38-22
12/27/68	N1	W	82-76
3/2/83	A	W	70-58
1/30/84	H	W	68-65
1/30/85	H	W	72-61
1/7/88	A	L	69-77
12/10/88	H	L	63-81
12/2/89	A	L	56-72
1/5/02	H	W	59-53
2/20/02	A	L	72-82
1/8/03	H	L	72-74
2/1/03	A	L	57-91
1/21/04	A (ot)	L	82-93
2/11/04	H	L	68-73

1-East Carolina Classic, Greenville, NC

Drexel

W&M trails, 2-9 (.182)

1/23/84	A	L	59-60
12/1/84	H	W	81-65
11/30/85	H	W	57-52
12/30/86	N1	L	58-60
2/19/87	A	L	76-82
1/7/02	H	L	56-58
1/30/02	A	L	61-78
1/15/03	A	L	51-67
2/22/03	H	L	62-78
1/17/04	H	L	76-80
2/7/04	A	L	72-83

1-First Tulsa Classic, Tulsa, OK

George Mason

W&M trails, 25-27 (.481)

2/4/78	H	W	94-73
2/7/80	H	W	84-62
1/26/81	A	W	64-45
2/28/81	H	W	68-53
2/4/82	A	W	88-68
2/25/82	H (ot)	W	53-47
1/8/83	A	W	47-46
2/26/83	H	W	79-72
1/25/84	H	W	91-79
2/25/84	A	L	57-64
1/23/85	A	W	63-62
2/23/85	H (ot)	W	74-73
1/20/86	A	L	54-67
2/3/86	H	L	46-69
1/19/87	H	L	49-50
2/2/87	A	L	64-70
1/20/88	A	L	69-82
2/17/88	H	W	86-68
3/6/88	N1	L	76-95
1/25/89	H	L	50-69
2/22/89	A	L	64-91
3/4/89	N1	L	72-75
1/17/90	H	L	80-89
2/15/90	A	L	78-83
1/9/91	A	W	73-70
2/6/91	H	L	67-87

1/15/92	H	W	92-77
2/12/92	A	W	78-65
1/11/93	H	W	92-89
2/10/93	A	W	82-78
1/26/94	H	L	76-83
2/23/94	A	L	78-85
1/18/95	A	W	85-82
2/27/95	H	W	116-94
1/24/96	A	L	92-95
2/26/96	H	W	96-92
1/25/97	A	L	67-70
2/15/97	H	W	89-85
1/21/98	H	W	84-66
2/16/98	A (ot)	W	81-80
1/2/99	A	L	67-78
2/10/99	H	L	70-82
1/5/00	H (ot)	W	85-82
1/29/00	A	L	61-73
1/17/01	H	L	64-73
2/10/01	A	L	62-84
1/3/02	A	L	71-80
2/18/02	H	W	54-51
1/25/03	A	L	58-67
2/15/03	H	L	43-60
1/10/04	H	L	71-84
1/31/04	A	L	62-78

1-CAA Tournament, Hampton, VA

Hampton

W&M leads, 5-4 (.556)

12/20/95	H	L	76-84
11/25/96	A	W	67-63
12/1/97	H	W	69-54
11/28/98	A	W	83-62
12/4/99	H	W	67-65
1/15/01	A	L	63-71
2/6/02	H	L	59-64
2/3/03	A	W	64-62
12/19/03	H	L	72-79

Hartford

First meeting

Hofstra

W&M trails, 2-5 (.286)

1/19/02	A	L	59-68
2/16/02	H	W	61-57
1/22/03	H	L	51-66
2/8/03	A	W	79-69
3/7/03	N1	L	64-74
1/24/04	A	L	71-98
2/14/04	H	L	69-78

1-CAA Tournament, Richmond, VA

James Madison

W&M trails, 24-38 (.387)

2/11/78	H	L	66-68
1/6/79	H	L	55-56
2/6/79	A	L	57-70
2/5/80	A	L	58-61
2/16/80	H	L	49-52
1/17/81	H	W	44-42
2/7/81	A	L	60-72
3/6/81	N1	L	42-44
1/16/82	A	L	44-54
2/20/82	H	L	55-56
3/5/82	N2	L	49-64
1/29/83	H	W	72-65
2/19/83	A	W	60-55
3/12/83	N3	L	38-41
2/4/84	H	W	46-44

2/29/84	A	W	56-47
2/2/85	A	W	78-70
2/28/85	H	W	71-60
3/7/85	H4	W	68-61
1/18/86	A	L	58-59
2/15/86	H	W	53-50
1/17/87	H	W	71-61
2/14/87	A	L	78-96
1/16/88	H	W	75-65
2/13/88	A	L	51-64
1/21/89	A	L	50-87
2/18/89	H	L	71-92
1/10/90	H	L	65-87
1/31/90	A	L	61-82
3/3/90	N5	L	83-93
1/28/91	A	L	56-70
2/2/91	H	L	63-67
1/22/92	H	L	47-56
3/2/92	A	L	77-98
3/7/92	N5	L	53-77
1/16/93	H	L	72-90
2/13/93	A	L	66-99
1/12/94	A	L	75-89
2/7/94	H	L	85-89
1/28/95	A	L	62-73
2/8/95	H	L	67-73
3/4/95	N5	L	50-73
1/6/96	A	W	96-71
1/31/96	H	W	68-51
1/4/97	H	W	64-61
2/19/97	A	W	82-74
1/14/98	A	W	89-60
2/11/98	H	W	53-52
1/20/99	A	L	59-75
2/17/99	H	W	67-61
1/19/00	H	L	71-76
2/17/00	A	L	64-70
3/3/00	N5	L	73-84
1/24/01	H	W	71-58
2/21/01	A	L	56-67
1/23/02	H	W	77-59
2/4/02	A	W	63-58
3/1/02	N5	L	67-78
1/29/03	A	W	61-59
3/1/03	H	W	75-72
1/28/04	A	W	99-86
2/4/04	H	L	76-83

1-ECAC South Tournament, Hampton, VA; 2-ECAC South Tournament, Norfolk, VA; 3-ECAC South Tournament, Richmond, VA; 4-ECAC South Tournament, Williamsburg, VA; 5-CAA Tournament, Richmond, VA

Kentucky

First meeting

Longwood

First meeting

North Carolina

W&M trails, 3-16 (.158)

1911-12		L	22-30
1923-24		L	16-54
1944-45		L	46-80
1947-48	H	L	61-63
1948-49	A	L	61-69
1949-50	H	L	46-52
1949-50	N1	W	50-43
1953-54	A	L	61-71
1954-55	H	W	79-76

1955-56	[12]	A	L	63-115
1/8/57	[2]	H	L	61-71
1957-58	[3]	A	L	63-79
12/4/65	A	L	68-82	
12/5/70	H	L	72-101	
12/7/77	[2]	H	W	78-75
2/14/79	[4]	A	L	60-85
1/29/80	[11]	A	L	61-71
2/18/81	[13]	H	L	55-81
1/4/82	[1]	A	L	40-64

1-Southern Conference Tournament, Durham, NC

UNC Greensboro

W&M leads, 5-3 (.625)

12/4/91	H (ot)	L	73-79
12/1/93	A (2ot)	W	81-76
12/21/93	H	L	82-93
12/1/94	A	L	71-84
11/23/96	H	W	69-57
11/29/97	A	W	68-55
11/30/98	A	W	69-55
12/28/98	H	W	79-74

UNC Wilmington

W&M trails, 14-29 (.326)

1/4/84	H	L	55-61
2/9/84	A	W	76-52
1/17/85	H	W	79-68
2/25/85	A	W	67-59
1/11/86	H	L	56-73
2/8/86	A	W	73-64
1/10/87	A	L	55-82
2/9/87	H	L	58-80
1/23/88	H	L	67-76
2/20/88	A	L	74-84
1/9/89	H	L	52-91
2/4/89	A	W	62-58
1/24/90	H	L	75-76
2/21/90	A	W	65-64
1/21/91	H (2ot)	L	76-78
2/20/91	A	L	76-90
1/25/92	A (ot)	L	64-68
2/22/92	H	L	64-94
1/23/93	H	W	67-63
2/20/93	A	W	103-85
1/15/94	H	L	57-61
2/12/94	A	W	77-70
2/1/95	H	L	47-66
2/20/95	A	L	57-64
1/20/96	A	L	54-67
2/17/96	H	W	63-46
3/2/96	N1	L	55-63
1/16/97	H	L	53-56
1/29/97	A	L	63-65
1/28/98	A	L	56-58
2/14/98	H	W	64-51
1/7/99	H	L	64-72
2/3/99	A	L	48-56
12/1/99	A	L	66-76
2/23/00	H	W	58-53
12/6/00	H	W	74-54
1/27/01	A	L	50-63
1/16/02	H	L	56-58
2/13/02	A	L	58-66
2/24/03	H	L	48-72
3/3/03	A	L	49-60
12/4/03	H (ot)	W	67-66
1/7/04	A	L	59-67

1-CAA Tournament, Richmond, VA

Results vs. 2004-05 Opponents

Old Dominion

W&M trails, 14-49 (.222)

2/11/69	H	L	65-80
2/16/70	H	W	89-80
2/16/74	A	W	70-68
1/4/75	H	L	55-61
1/13/76	A	L	73-77
2/5/76	H	W	74-61
2/5/77	H	L	71-73
2/21/77	A	L	68-82
1/28/78	A	L	63-64
2/25/78	H	W	75-64
1/20/79	A	L	42-48
2/24/79	H	L	56-57
1/26/80	A	L	51-60
2/23/80	H (ot)	L	69-71
1979-80	N1	L	59-75
1/24/81	A	L	51-76
2/21/81	H	L	59-60
1/23/82	H (ot)	W	60-59
2/17/82	A	L	45-66
1/22/83	A	W	56-50
2/12/83	H	L	42-43
12/3/83	A	L	57-73
2/22/84	H	L	65-71
12/8/84	H	L	57-62
2/20/85	A	L	58-72
1/15/86	H	L	44-75
2/20/86	A	L	47-58
12/6/86	A	L	54-56
1/28/87	H	L	56-60
11/28/87	H	L	69-72
2/4/88	A	L	69-78
11/29/88	H	L	62-70
11/29/89	A	L	62-67
12/5/90	H	W	71-63
2/1/92	A (ot)	L	92-102
2/29/92	H	L	85-94
1/30/93	H	L	80-81
2/27/93	A	L	80-90
2/2/94	A	L	72-105
2/26/94	H	L	70-94
3/5/94	N2	L	58-83
1/21/95	H	L	73-83
2/25/95	A	L	55-60
1/27/96	H	L	82-86
2/21/96	A	L	86-91
1/22/97	A	W	61-55
2/5/97	H	W	80-52
3/1/97	N2	L	62-70
1/24/98	H	W	69-53
2/3/98	A	W	68-58
1/23/99	H	L	50-65
2/13/99	A	L	48-70
1/22/00	H	L	60-74
2/12/00	A	L	62-71
1/10/01	A	L	54-74
2/17/01	H	W	72-62
3/3/01	N2 (ot)	L	47-53
1/26/02	A	L	52-68
2/23/02	H	L	53-81
1/11/03	A	L	64-76
2/5/03	H	W	69-53
1/26/04	H	W	86-77
2/25/04	A	L	76-79
1-ECAC South Tournament, Hampton, VA; 2-CAA Tournament, Richmond, VA			

Radford

W&M trails, 1-2 (.333)

12/3/77	H	W	85-56
---------	---	---	-------

11/24/02	H	L	63-64
11/24/03	A	L	86-89

Towson

W&M leads, 7-5 (.583)

1948-49	H	W	94-31
12/30/83	H	W	63-45
11/23/85	A	L	56-66
1/7/87	H	W	65-52
1/16/89	A	L	78-98
2/2/02	H	W	62-45
2/9/02	A	L	58-61
1/4/03	H	W	74-55
2/12/03	A	W	59-52
1/14/04	A	L	67-73
2/18/04	H	W	74-68
3/5/04	N1	L	65-70
1-CAA Tournament, Richmond, VA			

Virginia Commonwealth

W&M trails, 10-23 (.303)

11/25/77	N1	W	55-54
2/1/78	H	L	62-73
12/29/78	A2	L	62-64
1/24/79	A	L	46-67
12/8/79	H	L	54-57
2/12/80	A	L	56-64
12/3/80	A	L	58-77
2/24/81	H (ot)	L	67-68
1/11/82	A (ot)	L	62-63
2/23/82	H	L	63-65
1/31/83	H	L	49-50
12/6/83	A	L	38-41
1/30/86	A	L	44-60
12/4/86	H	L	64-73
1/4/96	H	L	47-70
2/7/96	A	L	68-83
1/20/97	H	W	69-61
2/1/97	A	L	50-77
2/28/97	A3	W	77-63
1/3/98	H	W	67-53
2/23/98	A	W	72-67
1/25/99	A	L	69-88
2/6/99	H	L	67-83
1/12/00	A	W	73-65
2/5/00	H	W	85-56
1/13/01	H	W	65-63
2/8/01	A	L	59-70
1/12/02	H	W	92-81
2/25/03	A	L	60-68
1/18/03	H (2ot)	W	88-83
2/19/03	A	L	73-93
12/6/03	A	L	60-71
2/28/04	H	L	59-74
1-Spider Classic, Richmond, VA; 2-Times-Dispatch Invitational, Richmond, VA; 3-CAA Tournament, Richmond, VA			

Virginia Tech

W&M trails, 41-74 (.357)

1916-17		L	10-39
1923-24	A	L	29-30
1929-30	A	L	32-44
1934-35	A	L	24-30
1934-35	H	W	42-26
1935-36	A	W	36-28
1935-36	H	W	42-36
1936-37	A	L	29-36
1936-37	H	L	30-38
1937-38	A	L	25-29

1937-38	H	L	31-41
1938-39	A	W	46-33
1938-39	H	W	57-30
1939-40	H	W	38-33
1939-40	A	W	49-29
1940-41	A	W	54-51
1940-41	H	W	52-50
1941-42	A	W	35-29
1941-42	H	L	39-45
1942-43	A	L	34-49
1942-43	H	W	55-25
1943-44	A	L	22-46
1943-44	H	L	29-48
1944-45		W	41-30
1945-46	A	L	45-51
1946-47	H	W	50-41
1946-47	A	L	52-56
1947-48	A	L	41-59
1947-48	H	W	46-42
1948-49	A	L	52-54
1948-49	H	W	62-47
1949-50	H	W	64-50
1949-50	A	L	47-60
2/2/51	H	W	73-67
2/19/51	A	L	77-82
1951-52	H	W	85-79
1951-52	A	W	86-76
1952-53	H	W	91-74
1952-53	A	L	74-75
1953-54	H	W	82-66
2/8/54	A	W	66-52
1954-55	N1	W	82-67
1954-55	A	W	75-69
1954-55	H	W	105-73
1955-56	A	W	66-57
2/20/56	H	W	79-74
1/18/57	H	W	72-70
2/16/57	A	L	83-94
3/7/57	N2	L	56-64
1957-58	H	L	75-87
1957-58	A	L	68-72
3/6/58	N2	W	79-61
1958-59	H	W	59-58
1958-59	A	L	68-74
1959-60	H	L	91-92
1959-60	A	L	66-82
1960-61	H	W	74-60
1960-61	A	L	67-85
1961-62	H	L	49-63
1961-62	A	L	65-104
12/8/62	A (ot)	L	71-77
1/10/63	H	W	78-63
2/28/63	N2	L	72-74
1/16/64	H	L	66-73
2/10/64	A (2ot)	L	86-90
1/12/65	H	L	75-89
2/16/65	A	L	57-76
2/26/65	N3	W	70-59
12/6/65	A	L	63-95
1/4/66	H	L	69-76
1/4/67	H	L	69-96
2/2/67	A	L	79-84
1/8/68	A	L	70-90
2/17/68	H (ot)	L	72-78
12/20/68	N4	L	72-83
1/4/69	H	L	60-75
1/13/69	A	L	46-77
12/6/69	A	L	84-93
12/18/69	N5	W	84-79
1/10/70	H	L	72-92
12/2/70	N5	L	78-88

2/3/71	H	L	62-74
2/8/71	A	L	63-91
1/29/72	A	L	65-87
2/10/72	H	L	69-90
12/13/72	H	L	77-98
1/29/73	A	L	92-127
1/31/74	A	L	61-80
2/11/74	H	L	54-72
1/28/75	H	W	76-69
2/12/75	A	L	75-101
1/28/76	A	L	79-105
2/11/76	[18] H	L	48-50
12/9/79	A	L	59-84
2/12/79	H	L	49-55
1/10/81	A	W	51-43
1/21/81	H (3ot)	W	48-46
12/5/81	A	L	60-76
2/8/82	H	W	66-51
1982-83	A6	L	79-85
12/3/88	A	L	75-96
12/9/89	H	L	53-76
12/1/90	A	L	64-66
12/7/91	H	W	66-60
2/1/93	A	L	66-70
1/22/94	H	L	79-95
12/3/94	A	L	53-77
12/2/95	[22] H	L	66-71
1/9/97	A	L	46-71
11/19/97	H	L	64-66
11/14/98	A	L	50-59
11/22/99	H	L	57-59
11/20/00	A	W	48-46
12/7/02	H	W	60-52
12/23/02	A	L	54-80

1-UR Invitational, Richmond, VA; 2-Southern Conference Tournament, Richmond, VA; 3-Southern Conference Tournament, Charlotte, NC; 4-Big 5 Tournament, Salem, VA; 5-Big 5 Tournament, Hampton, VA; 6-National Invitational Tournament, Blacksburg, VA

Yale

First meeting



Senior guard Nick D'Antoni

Colonial Athletic Association

The Colonial Athletic Association celebrates its 20th Anniversary in 2004-05, proud of its past and excited about the future.

Boasting a roster of 10 (soon to be 12) well-respected academic institutions, the CAA has established itself as one of the nation's top collegiate conferences. On the playing field, the league has produced 16 national team champions in five different sports, 33 individual national champions, 11 national coaches of the year, 11 national players of the year and 12 Honda Award winners. The CAA has consistently ranked among the top 15 in the Sears Directors Cup standings and has been the nation's top-ranked Division I non-football conference in recent years.

Even more impressive, however, are the honors accumulated away from competition, which include five Rhodes Scholars and 16 NCAA post-graduate scholars. Last year, the CAA had eight CoSIDA Academic All-Americans, including five who were selected to the first team. Over 1,200 CAA student-athletes posted at least a 3.2 grade point average while lettering in a varsity sport and received the CAA Commissioner's Academic Award in 2003-04.

With a geographic footprint that currently stretches from the shadow of the Statue of Liberty to the beaches of North Carolina, the landscape of the conference includes four of the nation's top 25 media markets – New York (1), Philadelphia (4), Washington, D.C. (8) and Baltimore (24). That reach will expand even wider in 2006 with the addition of Georgia State University in Atlanta and Northeastern University in Boston, giving the CAA a presence in five of the nation's nine largest metropolitan areas.

CAA Lineup

School	Joined CAA
George Mason	1985
James Madison	1985
UNC Wilmington	1985
William and Mary	1985
Old Dominion	1991
Virginia Commonwealth	1995
Delaware	2001
Drexel	2001
Hofstra	2001
Towson	2001
Northeastern	2005
Georgia State	2006

The CAA conducts championships in 21 sports. Male athletes compete for championships in baseball, basketball, cross country, golf, lacrosse, soccer, swimming & diving, ten-

nis, track & field and wrestling. Female athletes battle for conference titles in basketball, cross country, field hockey, golf, lacrosse, soccer, softball, swimming & diving, tennis, track & field and volleyball.

In men's basketball, the CAA has earned a reputation as a "giant killer" in the NCAA Tournament. Since 1981, CAA schools have posted 12 wins over higher-seeded teams. Last year, seven of the league's 10 teams were among the top 140 in the RPI and four were ranked in the top 100. In women's basketball, the CAA ranked ninth among the nation's 31 conferences in 2003-04. Perennial power Old Dominion has captured three national championships (1979, 1980, 1985) and reached the title game again in 1997.

The conference has also excelled in many other sports. CAA squads have won 10 field hockey national titles since the championship began in 1981, which is not only more than any other conference but represents nearly half of all titles won. In baseball, at least two CAA teams have earned NCAA Tournament berths for seven consecutive seasons. The CAA is annually ranked among the nation's top 10 conferences in men's and women's soccer, and has traditionally sent multiple teams to the NCAA Tournament. The conference finished the 2003-04 campaign with teams ranked among the top 25 nationally in cross country, field hockey, men's soccer, wrestling, softball, men's and women's tennis and men's and women's lacrosse.

CAA member institutions are also committed to excellence in the classroom. The Colonial Academic Alliance was created in 2002 by the league's presidents with a goal of expanding their partnership to all aspects of university life outside of intercollegiate athletics. Among the programs already established are an undergraduate research conference, coordination of study abroad programs and granting visiting academic status to student-athletes traveling to an away contest so that they have access to libraries, academic resource centers and computer labs.

In 2002, two faculty members from CAA institutions were awarded academia's most coveted distinction – the Nobel Prize. John B. Fenn, a research professor in the Department of Chemistry at Virginia Commonwealth University, received the Nobel Prize for chemistry, and Vernon Smith, a professor of economics and law at George Mason University, shared the Nobel Prize in economic sciences.

Under the direction of Commissioner Thomas E. Yeager, who has guided the CAA since its inception, the league currently in-

cludes 10 members and will expand to 12 in 2006. Core members George Mason University, James Madison University, the University of North Carolina at Wilmington, Old Dominion University, Virginia Commonwealth University and the College of William and Mary were joined by the University of Delaware,

CAA Dominance

Overall, William and Mary has won a total of 76 Colonial Athletic Association championships, more than 20% of all league titles awarded and far more than any other conference school.

School	CAA Titles
William and Mary	76
James Madison	50
George Mason	40
Old Dominion	38
Virginia Commonwealth	25
East Carolina	24
Navy	21
Richmond	19
UNC Wilmington	16
American	8
Loyola	8
Hofstra	6
Virginia Tech	2
Towson	2

Drexel University, Hofstra University and Towson University in 2001. Northeastern University will become a member of the conference in July, 2005 and Georgia State University will join the league in July, 2006.

The CAA traces its roots back to 1983 when three of its current members—George Mason, James Madison, and William and Mary—were aligned with East Carolina University, the United States Naval Academy and the University of Richmond as a basketball league (ECAC South). During the next two years, the league added 11 sports, acquired two new members (UNC Wilmington and American University) and decided to form a new association. The transformation from ECAC South to CAA took place on June 6, 1985. By the fall of 1986, the league gained automatic bids to NCAA Championships in men's basketball, soccer, baseball and women's basketball and formed an officials' bureau. Old Dominion became a member of the CAA in 1991-92 and Virginia Commonwealth University joined the conference prior to the 1995-96 season.

From all-star athletes to Nobel prize winning faculty, the CAA takes great pride in producing performers who stand out both on the playing field and in the classroom.

2003-04 CAA Review

Final Colonial Athletic Association Standings

	Conference Games					All Games					
	W-L	Pct.	H	A	Stk.	W-L	Pct.	H	A	N	Stk.
1. Virginia Commonwealth	14-4	.778	8-1	6-3	W5	23-8	.772	12-2	8-5	3-1	L1
2. Drexel	13-5	.722	8-1	5-4	L1	18-11	.621	10-4	7-5	1-2	L3
3. George Mason	12-6	.667	8-1	4-5	W3	23-10	.697	14-1	7-8	2-1	L1
4. Old Dominion	11-7	.611	7-2	4-5	L1	17-12	.586	11-4	5-7	1-1	L1
5. Delaware	10-8	.556	8-1	2-7	W1	16-12	.571	10-3	6-8	0-1	L1
Hofstra	10-8	.556	7-2	3-6	L1	14-15	.483	8-3	6-11	0-1	L2
7. UNC Wilmington	9-9	.500	7-2	2-7	W1	15-15	.500	9-3	4-10	2-2	L1
8. Towson	4-14	.222	4-5	0-9	W1	8-21	.276	5-8	2-12	1-1	L1
WILLIAM AND MARY	4-14	.222	3-6	1-8	L2	7-21	.250	5-7	1-13	1-1	L3
10. James Madison	3-15	.167	2-7	1-8	L6	7-21	.250	5-8	2-12	0-1	L7

All-CAA Selections

First Team

Kenny Adeleke, Hofstra
Phil Goss, Drexel

ADAM HESS, WILLIAM AND MARY

Domonic Jones, Virginia Commonwealth
Jai Lewis, George Mason
Alex Loughton, Old Dominion

Second Team

Mike Ames, Delaware
Sean Brooks, Drexel
Mark Davis, George Mason
Troy Godwin, Virginia Commonwealth
Tim Whitworth, Drexel

Third Team

Dwayne Broyles, James Madison
COREY COFIELD, WILLIAM AND MARY
Isaiah Hunter, Old Dominion
Mike Slattery, Delaware
John Waller, Old Dominion

All-Rookie Team

Ray Barbosa, James Madison
COREY COFIELD, WILLIAM AND MARY
Arnaud Dahi, Old Dominion
Bashir Mason, Drexel
Loren Stokes, Hofstra

All-Defensive Team

Kenny Adeleke, Hofstra
Tony Dixon, Towson
John Goldsberry, UNC Wilmington
Alex Loughton, Old Dominion
Bashir Mason, Drexel

All-Academic Team

Mike Ames, Delaware
NICK D'ANTONI, WILLIAM AND MARY
John Goldsberry, UNC Wilmington
ADAM HESS, WILLIAM AND MARY
Alex Loughton, Old Dominion
Mike Radziejewski, Hofstra
Mike Slattery, Delaware
Tim Whitworth, Drexel
Beckham Wyrick, UNC Wilmington

Player of the Year

Domonic Jones (VCU)

Rookie of the Year COREY COFIELD (W&M)

Defensive Player of the Year Bashir Mason (Drexel)

Coach of the Year Bruiser Flint (Drexel)



2004 CAA Rookie of the Year **Corey Cofield**

CAA Weekly Awards

Player of the Week

Nov. 24 Ray Barbosa (JMU)
Dec. 1 Domonic Jones (VCU)
Dec. 8 Alex Loughton (ODU)
Dec. 15 Wendell Gibson (Hofstra)
Dec. 22 John Waller (ODU)
Dec. 29 Tim Whitworth (Drexel)
Jan. 5 Jai Lewis (GMU)
Jan. 12 Domonic Jones (VCU)
Jan. 19 Mike Ames (Delaware)
Jan. 26 Jai Lewis (GMU)
Feb. 2 Phil Goss (Drexel)
Feb. 9 **ADAM HESS (W&M)**
Robin Wentt (Delaware)
Feb. 16 Jai Lewis (GMU)
Feb. 23 Aurimas Kieza (Hofstra)
Mar. 1 Domonic Jones (VCU)
Harding Nana (Delaware)

Rookie of the Week

Nov. 24 Ray Barbosa (JMU)
Dec. 1 Trevan Jackson (Towson)
Dec. 8 Carlos Rivera (Hofstra)
Dec. 15 Bashir Mason (Drexel)
Dec. 22 Ray Barbosa (JMU)
Dec. 29 Carlos Rivera (Hofstra)
Jan. 5 Arnaud Dahi (ODU)
Jan. 12 **COREY COFIELD (W&M)**
Jan. 19 Loren Stokes (Hofstra)
Jan. 26 **COREY COFIELD (W&M)**
Feb. 2 B.A. Walker (VCU)
Feb. 9 **COREY COFIELD (W&M)**
Feb. 16 Loren Stokes (Hofstra)
Feb. 23 Bashir Mason (Drexel)
Mar. 1 Ray Barbosa (JMU)

2003-04 CAA Team Statistics

Team Statistics in All Games

Scoring Offense				3FG Percentage			FG		
G	Pts	Avg			FGA	Pct		FGA	Pct
1. Old Dominion	29	2136	73.7	1. VCU	208	530	.392		
2. Drexel	29	2113	72.9	2. Drexel	213	549	.388		
3. William and Mary	28	2007	71.7	3. Delaware	166	452	.367		
4. George Mason	33	2364	71.6	4. Old Dominion	195	571	.342		
5. VCU	31	2202	71.0	5. UNC Wilmington	187	554	.338		
6. Delaware	28	1987	71.0	6. Towson	157	471	.333		
7. Hofstra	29	2050	70.7	7. Hofstra	171	516	.331		
8. James Madison	28	1816	64.9	8. George Mason	211	645	.327		
9. UNC Wilmington	30	1844	61.5	9. William and Mary	175	556	.315		
10. Towson	29	1772	61.1	10. James Madison	174	553	.315		

Scoring Defense				Rebounding			
G	Pts	Avg		G	Reb	Avg	
1. UNC Wilmington	30	1787	59.6	1. Hofstra	29	1131	39.0
2. VCU	31	1986	64.1	2. Old Dominion	29	1113	38.4
3. George Mason	33	2244	68.0	3. Delaware	28	1054	37.6
4. Drexel	29	1975	68.1	4. VCU	31	1159	37.4
5. Towson	29	2015	69.5	5. William and Mary	28	1033	36.9
6. Delaware	28	1951	69.7	6. George Mason	33	1168	35.4
7. Old Dominion	29	2035	70.2	7. Drexel	29	993	34.2
8. Hofstra	29	2063	71.1	8. Towson	29	977	33.7
9. James Madison	28	2004	71.6	9. UNC Wilmington	30	976	32.5
10. William and Mary	28	2147	76.7	10. James Madison	28	883	31.5

Scoring Margin				Reb. Margin			
Off	Def	Mar		Reb	Opp	Mar	
1. VCU	71.0	64.1	+7.0	1. Hofstra	39.0	33.5	+5.5
2. Drexel	72.9	68.1	+4.8	2. VCU	37.4	32.9	+4.5
3. George Mason	71.6	68.0	+3.6	3. Old Dominion	38.4	35.7	+2.7
4. Old Dominion	73.7	70.2	+3.5	4. William and Mary	36.9	34.4	+2.5
5. UNC Wilmington	61.5	59.6	+1.9	5. Delaware	37.6	36.6	+1.0
6. Delaware	71.0	69.7	+1.3	6. George Mason	35.4	36.2	-0.8
7. Hofstra	70.7	71.1	-0.4	7. UNC Wilmington	32.5	34.5	-2.0
8. William and Mary	71.7	76.7	-5.0	8. Drexel	34.2	36.5	-2.3
9. James Madison	64.9	71.6	-6.7	9. Towson	33.7	37.3	-3.6
10. Towson	61.1	69.5	-8.4	10. James Madison	31.5	37.9	-6.3

FT Percentage				Blocked Shots			
FTM	FTA	Pct		G	Bk	Avg	
1. Old Dominion	421	585	.720	1. Towson	29	117	4.03
2. William and Mary	442	634	.697	2. Delaware	28	111	3.96
3. James Madison	322	466	.691	3. VCU	31	120	3.87
4. Delaware	431	624	.691	4. Hofstra	29	110	3.79
5. UNC Wilmington	363	537	.676	5. Drexel	29	110	3.79
6. George Mason	503	745	.675	6. Old Dominion	29	104	3.59
7. Drexel	400	594	.673	7. George Mason	33	98	2.97
8. Towson	379	572	.663	8. James Madison	28	71	2.54
9. Hofstra	385	597	.645	9. William and Mary	28	57	2.04
10. VCU	372	614	.606	10. UNC Wilmington	30	38	1.27

FG Percentage				Assists			
FG	FGA	Pct		G	A	Avg	
1. VCU	811	1707	.475	1. Old Dominion	29	492	16.97
2. Drexel	750	1633	.459	2. Drexel	29	466	16.07
3. Old Dominion	760	1720	.442	3. William and Mary	28	442	15.79
4. George Mason	825	1878	.439	4. George Mason	33	455	13.79
5. William and Mary	695	1605	.433	5. Towson	29	386	13.31
6. Hofstra	747	1727	.433	6. VCU	31	407	13.13
7. Delaware	695	1615	.430	7. Hofstra	29	380	13.10
8. James Madison	660	1603	.412	8. Delaware	28	364	13.00
9. UNC Wilmington	647	1584	.408	9. James Madison	28	337	12.04
10. Towson	618	1568	.394	10. UNC Wilmington	30	360	12.00

FG Pct. Defense				Steals			
FG	FGA	Pct		G	St	Avg	
1. VCU	718	1773	.405	1. George Mason	33	281	8.52
2. Delaware	662	1594	.415	2. Delaware	28	237	8.46
3. Drexel	689	1645	.419	3. UNC Wilmington	30	238	7.93
4. UNC Wilmington	623	1482	.420	4. Drexel	29	228	7.86
5. Hofstra	698	1619	.431	5. Old Dominion	29	228	7.86
6. Old Dominion	763	1752	.436	6. Hofstra	29	220	7.59
7. Towson	701	1595	.439	7. James Madison	28	208	7.43
8. George Mason	843	1912	.441	8. VCU	31	209	6.74
9. James Madison	683	1518	.450	9. Towson	29	193	6.66
10. William and Mary	770	1673	.460	10. William and Mary	28	173	6.18

Team Statistics in CAA Games

Scoring Offense				3FG Percentage			FG		
G	Pts	Avg			FGA	Pct		FGA	Pct
1. Drexel	18	1346	74.8	1. Drexel	145	339	.428		
2. VCU	18	1313	72.9	2. VCU	127	315	.403		
3. Old Dominion	18	1296	72.0	3. Delaware	106	295	.359		
4. William and Mary	18	1294	71.9	4. UNC Wilmington	118	340	.347		
5. Hofstra	18	1287	71.5	5. Towson	101	297	.340		
6. Delaware	18	1260	70.0	6. Hofstra	109	325	.335		
7. George Mason	18	1255	69.7	7. Old Dominion	117	354	.331		
8. James Madison	18	1150	63.9	8. George Mason	115	363	.317		
9. Towson	18	1124	62.4	9. William and Mary	105	339	.310		
10. UNC Wilmington	18	1105	61.4	10. James Madison	108	360	.300		

Scoring Defense				Rebounding			
G	Pts	Avg		G	Reb	Avg	
1. UNC Wilmington	18	1059	58.8	1. Hofstra	18	723	40.2
2. VCU	18	1157	64.3	2. Delaware	18	701	38.9
3. George Mason	18	1212	67.3	3. Old Dominion	18	678	37.7
4. Old Dominion	18	1217	67.6	4. VCU	18	675	37.5
5. Drexel	18	1237	68.7	5. William and Mary	18	667	37.1
6. Hofstra	18	1258	69.9	6. George Mason	18	630	35.0
7. Delaware	18	1259	69.9	7. Drexel	18	601	33.4
8. Towson	18	1306	72.6	8. Towson	18	588	32.7
9. James Madison	18	1314	73.0	9. UNC Wilmington	18	582	32.3
10. William and Mary	18	1411	78.4	10. James Madison	18	520	28.9

Scoring Margin				Reb. Margin			
Off	Def	Mar		Reb	Opp	Mar	
1. VCU	72.9	64.3	+8.7	1. Hofstra	40.2	33.6	+6.6
2. Drexel	74.8	68.7	+6.1	2. VCU	37.5	32.4	+5.1
3. Old Dominion	72.0	67.6	+4.4	3. William and Mary	37.1	33.7	+3.4
4. UNC Wilmington	61.4	58.8	+2.6	4. Delaware	38.9	36.1	+2.8
5. George Mason	69.7	67.3	+2.4	5. Old Dominion	37.7	36.1	+1.6
6. Hofstra	71.5	69.9	+1.6	6. George Mason	35.0	34.9	+0.1
7. Delaware	70.0	69.9	+0.1	7. UNC Wilmington	32.3	34.4	-2.1
8. William and Mary	71.9	78.4	-6.5	8. Drexel	33.4	36.9	-3.5
9. James Madison	63.9	73.0	-9.1	9. Towson	32.7	37.4	-4.7
10. Towson	62.4	72.6	-10.1	10. James Madison	28.9	38.2	-9.3

FT Percentage				Blocked Shots			
FTM	FTA	Pct		G	Bk	Avg	
1. William and Mary	293	406	.722	1. VCU	18	81	4.50
2. Old Dominion	259	364	.712	2. Towson	18	79	4.39
3. Delaware	278	399	.697	3. Drexel	18	73	4.06
4. James Madison	200	290	.690	4. Hofstra	18	71	3.94
5. Drexel	279	406	.687	5. Delaware	18	68	3.78
6. UNC Wilmington	209	30	.683	6. Old Dominion	18	65	3.61
7. Towson	231	343	.673	7. George Mason	18	53	2.94
8. George Mason	264	399	.662	8. James Madison	18	42	2.33
9. Hofstra	246	380	.647	9. William and Mary	18	40	2.22
10. VCU	206	328	.628	10. UNC Wilmington	18	27	1.50

FG Percentage				Assists			
FG	FGA	Pct		G	A	Avg	
1. VCU	490	999	.490	1. William and Mary	18	300	16.67
2. Drexel	461	1006	.458	2. Old Dominion	18	295	16.39
3. Old Dominion	460	1037	.444	3. Drexel	18	285	15.83
4. George Mason	438	997	.439	4. Towson	18	263	14.61
5. William and Mary	448	1030	.435	5. George Mason	18	245	13.61
6. Hofstra	466	1079	.432	6. VCU	18	243	13.50
7. Delaware	438	1044	.420	7. Hofstra	18	242	13.44
8. James Madison	421	1018	.414	8. Delaware	18	221	12.28
9. UNC Wilmington	389	956	.407	9. UNC Wilmington	18	218	12.11
10. Towson	396	993	.399	10. James Madison	18	199	11.06

FG Pct. Defense				Steals			
FG	FGA	Pct		G	St	Avg	
1. VCU	409	1034	.396	1. Drexel	18	151	8.39
2. Old Dominion	451	1080	.418	2. George Mason	18	144	8.00
3. Delaware	429	1026	.418	3. Hofstra	18	139	7.72
4. Hofstra	428	1021	.419	4. Old Dominion	18	137	7.61
5. Drexel	442	1037	.426	5. Delaware	18	137	7.61
6. UNC Wilmington	380	890	.427	6. UNC Wilmington	18	133	7.39
7. George Mason	451	1024	.440	7. James Madison	18	131	7.28
8. Towson	460	999	.460	8. Towson	18	124	6.89
9. James Madison	444	958	.463	9. VCU	18	117	6.50
10. William and Mary	513	1090	.471	10. William and Mary	18	113	6.28

2003-04 CAA Individual Statistics

Individual Statistics in All Games

Scoring	G	Pts	Avg	Steals	G	St	Avg
1. Adam Hess-W&M	28	568	20.3	1. Bashir Mason-Drex	29	66	2.28
2. Alex Loughton-ODU	29	482	16.6	2. Dwayne Broyles-JMU	28	52	1.86
3. Domic Jones-VCU	31	505	16.3	3. Mike Green-Tow	29	50	1.72
4. Dwayne Broyles-JMU	28	432	15.4	4. Phil Goss-Drex	28	48	1.71
5. Mike Ames-Del	28	427	15.2	5. Mark Davis-GMU	31	53	1.71
6. Jai Lewis-GMU	33	477	14.5	6. Mike Slattery-Del	28	47	1.68
7. Sean Brooks-Drex	29	417	14.4	7. John Goldsberry-UNCW	30	50	1.67
8. Tim Whitworth-Drex	28	396	14.1	8. Jamaal Gilchrist-Tow	29	48	1.66
9. Kenny Adeleke-Hof	29	395	13.6	Alex Loughton-ODU	29	48	1.66
10. Phil Goss-Drex	28	380	13.6	10. Adam Hess-W&M	28	46	1.64
11. Corey Cofield-W&M	28	370	13.2	3FG Percentage			
12. Isaiah Hunter-ODU	29	376	13.0	FG	FGA	Pct	
13. Mark Davis-GMU	31	400	12.9	1. Tim Whitworth-Drex	61	119	.513
14. Loren Stokes-Hof	29	374	12.9	2. B.A. Walker-VCU	59	140	.421
15. John Waller-ODU	29	364	12.6	3. Mike Ames-Del	63	158	.399
16. Jamaal Gilchrist-Tow	29	355	12.2	4. Phil Goss-Drex	90	227	.396
17. Zeb Cope-W&M	28	335	12.0	5. Lamar Butler-GMU	78	207	.377
18. Troy Godwin-VCU	31	366	11.8	6. John Waller-ODU	57	153	.373
19. Daniel Freeman-JMU	27	312	11.6	7. Jamaal Gilchrist-Tow	46	125	.368
20. Ray Barbosa-JMU	28	321	11.5	8. John Goldsberry-UNCW	45	129	.349
Rebounding				G	Reb	Avg	
1. Kenny Adeleke-Hof	29	267	9.2	9. Isaiah Hunter-ODU	46	134	.343
2. Alex Loughton-ODU	29	252	8.7	10. Ray Barbosa-JMU	46	137	.336
3. Jai Lewis-GMU	33	247	7.5	11. Dwayne Broyles-JMU	53	175	.303
4. Troy Godwin-VCU	31	217	7.0	12. Adam Hess-W&M	57	189	.302
5. Adam Hess-W&M	28	187	6.7	3FG Made			
6. Corey Cofield-W&M	28	185	6.6	G	3FG	Avg	
7. Zeb Cope-W&M	28	167	6.0	1. Phil Goss-Drex	28	90	3.21
8. Nick George-VCU	31	183	5.9	2. Lamar Butler-GMU	30	78	2.60
9. Sean Brooks-Drex	29	171	5.9	3. Mike Ames-Del	28	63	2.25
10. Robin Wentt-Del	28	157	5.6	4. Tim Whitworth-Drex	28	61	2.18
FG Percentage				FG	FGA	Pct	
1. Jai Lewis-GMU	187	313	.597	5. Adam Hess-W&M	28	57	2.04
2. Sean Brooks-Drex	154	258	.597	6. John Waller-ODU	29	57	1.97
3. Troy Godwin-VCU	151	262	.576	7. B.A. Walker-VCU	31	59	1.90
4. Corey Cofield-W&M	126	224	.562	8. Dwayne Broyles-JMU	28	53	1.89
5. Tim Whitworth-Drex	146	278	.525	9. Ray Barbosa-JMU	28	46	1.64
6. Alex Loughton-ODU	165	338	.488	10. Jamaal Gilchrist-Tow	29	46	1.59
7. Michael Doles-VCU	127	270	.470	Isaiah Hunter-ODU	29	46	1.59
8. Kenny Adeleke-Hof	143	308	.464	12. John Goldsberry-UNCW	30	45	1.50
9. Domic Jones-VCU	191	415	.460	13. Domic Jones-VCU	31	44	1.42
10. Loren Stokes-Hof	143	313	.457	14. Zeb Cope-W&M	28	39	1.39
11. Zeb Cope-W&M	120	266	.451	15. Mike Green-Tow	29	39	1.34
12. John Waller-ODU	143	319	.448	Blocked Shots			
13. Mark Davis-GMU	143	322	.444	G	Bk	Avg	
14. Mike Ames-Del	140	318	.440	1. Tony Dixon-Tow	29	57	1.97
15. Daniel Freeman-JMU	111	254	.437	2. Chaz Crawford-Drex	29	52	1.79
Assists				G	A	Avg	
1. Mike Slattery-Del	28	166	5.93	3. Troy Godwin-VCU	31	50	1.61
2. Nick D'Antoni-W&M	28	159	5.68	4. Arnaud Dahi-ODU	29	38	1.31
3. Terry Reynolds-GMU	31	158	5.10	5. Danny Walker-Hof	27	31	1.15
4. Bashir Mason-Drex	29	129	4.45	6. Kenny Adeleke-Hof	29	29	1.00
5. Mike Green-Tow	29	127	4.38	7. Sean Brooks-Drex	29	27	0.93
6. John Goldsberry-UNCW	30	124	4.13	8. Jai Lewis-GMU	33	30	0.91
7. Troy Nance-ODU	29	119	4.10	9. Robin Wentt-Del	28	24	0.86
8. Jeremiah King-Drex	26	92	3.54	10. Derrick Goode-Tow	26	22	0.85
9. Drew Williamson-ODU	29	97	3.34	11. Cavell Johnson-JMU	28	22	0.79
10. Chris Williams-JMU	28	87	3.11	12. David Lunn-Del	27	20	0.74
FT Percentage				FTM	FTA	Pct	
1. Isaiah Hunter-ODU	76	90	.844	Brian Hutt-W&M	27	20	0.74
2. Mike Ames-Del	84	101	.832	14. Calvin Smith-Del	28	20	0.71
3. Dwayne Broyles-JMU	93	117	.795	15. Kevin Mickens-GMU	33	23	0.70
4. Alex Loughton-ODU	141	178	.792	Assist/Turnover Ratio			
5. Kennell Sanchez-Drex	69	88	.784	A	TO Ratio		
6. Adam Hess-W&M	123	163	.755	1. Mike Slattery-Del	166	71	2.34
7. David Lunn-Del	73	97	.753	2. Troy Nance-ODU	119	53	2.25
8. Jamaal Gilchrist-Tow	67	90	.744	3. Nick D'Antoni-W&M	159	76	2.09
9. Daniel Freeman-JMU	60	81	.741	4. John Goldsberry-UNCW	124	60	2.07
10. Tony Skinn-GMU	64	88	.727	5. Chris Williams-JMU	87	44	1.98
3FG Percentage				FG	FGA	Pct	
1. Tim Whitworth-Drex	45	76	.592	6. Drew Williamson-ODU	97	50	1.94
2. Phil Goss-Drex	65	146	.445	7. Bashir Mason-Drex	129	70	1.84
3. Domic Jones-VCU	27	61	.443	8. Terry Reynolds-GMU	158	98	1.61
4. B.A. Walker-VCU	36	86	.419	9. Jeremiah King-Drex	92	59	1.56
5. Jamaal Gilchrist-Tow	35	87	.402	10. Mike Green-Tow	127	103	1.23
6. John Waller-ODU	38	95	.400	FT Percentage			
7. Mike Ames-Del	43	108	.398	FTM	FTA	Pct	
8. Lamar Butler-GMU	49	128	.383	1. Kennell Sanchez-Drex	42	50	.840
9. Aurimas Kieza-Hof	25	66	.379	2. Mike Ames-Del	50	61	.820
10. John Goldsberry-UNCW	32	86	.372	3. Isaiah Hunter-ODU	44	55	.800
11. Isaiah Hunter-ODU	32	89	.360	4. Dwayne Broyles-JMU	58	73	.795
12. Adam Hess-W&M	31	109	.284	5. Adam Hess-W&M	83	106	.783
3FG Made				G	FG	Avg	
1. Phil Goss-Drex	18	65	3.61	6. Alex Loughton-ODU	82	107	.766
2. Lamar Butler-GMU	18	49	2.72	7. Michael Doles-VCU	36	48	.750
3. Tim Whitworth-Drex	18	45	2.50	8. Mike Green-Tow	65	87	.747
4. Mike Ames-Del	18	43	2.39	9. Jamaal Gilchrist-Tow	36	49	.735
5. John Waller-ODU	18	38	2.11	10. Daniel Freeman-JMU	40	55	.727
6. B.A. Walker-VCU	18	36	2.00	Assists			
7. Jamaal Gilchrist-Tow	18	35	1.94	G	A	Avg	
8. Isaiah Hunter-ODU	18	32	1.78	1. Mike Slattery-Del	18	116	6.44
John Goldsberry-UNCW	18	32	1.78	2. Nick D'Antoni-W&M	18	112	6.22
10. Adam Hess-W&M	18	31	1.72	3. Terry Reynolds-GMU	17	86	5.06
11. Dwayne Broyles-JMU	18	30	1.67	4. Mike Green-Tow	18	90	5.00
12. Aurimas Kieza-Hof	16	25	1.56	5. John Goldsberry-UNCW	18	83	4.61
13. Domic Jones-VCU	18	27	1.50	6. Bashir Mason-Drex	18	78	4.33
14. Zeb Cope-W&M	18	26	1.44	7. Troy Nance-ODU	18	75	4.17
15. Rulon Washington-Del	17	22	1.29	8. Loren Stokes-Hof	18	67	3.72
Blocked Shots				G	Bk	Avg	
1. Tony Dixon-Tow	18	38	2.11	9. Jeremiah King-Drex	15	52	3.47
2. Chaz Crawford-Drex	18	31	1.72	10. Drew Williamson-ODU	18	61	3.39
3. Troy Godwin-VCU	18	30	1.67	FT Percentage			
4. Arnaud Dahi-ODU	18	27	1.50	FTM	FTA	Pct	
5. Sean Brooks-Drex	18	23	1.28	1. John Goldsberry-UNCW	83	33	2.52
6. Danny Walker-Hof	16	20	1.25	2. Troy Nance-ODU	75	30	2.50
7. Derrick Goode-Tow	17	18	1.06	3. Mike Slattery-Del	116	47	2.47
8. Jai Lewis-GMU	18	18	1.00	4. Nick D'Antoni-W&M	112	51	2.20
9. Kenny Adeleke-Hof	18	17	0.94	5. Drew Williamson-ODU	61	31	1.97
10. Robin Wentt-Del	18	16	0.89	6. Jeremiah King-Drex	52	29	1.79
11. Brian Hutt-W&M	17	14	0.82	7. Bashir Mason-Drex	78	46	1.70
12. Cavell Johnson-JMU	18	14	0.78	8. B.A. Walker-VCU	58	35	1.66
13. David Lunn-Del	17	12	0.71	9. Terry Reynolds-GMU	86	52	1.65
14. Kevin Moore-VCU	17	11	0.65	10. Mike Green-Tow	90	72	1.25
15. John Waller-ODU	18	11	0.61	Assist/Turnover Ratio			
Calvin Smith-Del	18	11	0.61	A	TO Ratio		
Lawrence Hamm-Tow	18	11	0.61	1. John Goldsberry-UNCW	83	33	2.52

Individual Statistics in CAA Games

Scoring	G	Pts	Avg	Steals	G	St	Avg
1. Adam Hess-W&M	18	360	20.0	1. Bashir Mason-Drex	18	48	2.67
2. Domic Jones-VCU	18	293	16.3	2. Mike Green-Tow	18	41	2.28
3. Loren Stokes-Hof	18	283	15.7	3. Dwayne Broyles-JMU	18	36	2.00
4. Alex Loughton-ODU	18	280	15.6	4. Adam Hess-W&M	18	33	1.83
5. Corey Cofield-W&M	18	273	15.2	5. Mark Davis-GMU	17	27	1.59
Jai Lewis-GMU	18	273	15.2	6. Kenny Adeleke-Hof	18	28	1.56
7. Kenny Adeleke-Hof	18	270	15.0	John Goldsberry-UNCW	18	28	1.56
8. Mike Ames-Del	18	269	14.9	8. Phil Goss-Drex	18	27	1.50
9. Tim Whitworth-Drex	18	268	14.9	Jamaal Gilchrist-Tow	18	27	1.50
10. Phil Goss-Drex	18	263	14.6	10. David Lunn-Del	17	25	1.47
11. Dwayne Broyles-JMU	18	260	14.4	3FG Percentage			
12. Sean Brooks-Drex	18	250	13.9	FG	FGA	Pct	
13. Troy Godwin-VCU	18	236	13.1	1. Tim Whitworth-Drex	45	76	.592
14. Daniel Freeman-JMU	18	235	13.1	2. Phil Goss-Drex	65	146	.445
15. Isaiah Hunter-ODU	18	234	13.0	3. Domic Jones-VCU	27	61	.443
16. Jamaal Gilchrist-Tow	18	227	12.6	4. B.A. Walker-VCU	36	86	.419
17. Mark Davis-GMU	17	211	12.4	5. Jamaal Gilchrist-Tow	35	87	.402
18. John Waller-ODU	18	221	12.3	6. John Waller-ODU	38	95	.400
19. Zeb Cope-W&M	18	213	11.8	7. Mike Ames-Del	43	108	.398
20. Michael Doles-VCU	18	199	11.1	8. Lamar Butler-GMU	49	128	.383
Rebounding				G	Reb	Avg	
1. Kenny Adeleke-Hof	18	175	9.7	9. Aurimas Kieza-Hof	25	66	.379
2. Alex Loughton-ODU	18	148	8.2	10. John Goldsberry-UNCW	32	86	.372
3. Jai Lewis-GMU	18	144	8.0	11. Isaiah Hunter-ODU	32	89	.360
4. Corey Cofield-W&M	18	135	7.5	12. Adam Hess-W&M	31	109	.284
5. Troy Godwin-VCU	18	127	7.1	3FG Made			
6. Adam Hess-W&M	18	122	6.8	G	FG	Avg	
7. Nick George-VCU	18	118	6.6	1. Phil Goss-Drex	18	65	3.61
8. Robin Wentt-Del	18	110	6.1	2. Lamar Butler-GMU	18	49	2.72
9. Anthony Terrell-UNCW	18	109	6.1	3. Tim Whitworth-Drex	18	45	2.50
10. Lawrence Hamm-Tow	18	107	5.9	4. Mike Ames-Del	18	43	2.39
FG Percentage				FG	FGA	Pct	
1. Troy Godwin-VCU	101	163	.620	5. John Waller-ODU	18	38	2.11
2. Jai Lewis-GMU	104	171	.608	6. B.A. Walker-VCU	18	36	2.00
3. Tim Whitworth-Drex	98	172	.570	7. Jamaal Gilchrist-Tow	18	35	1.94
4. Corey Cofield-W&M	92	164	.561	8. Isaiah Hunter-ODU	18	32	1.78
5. Sean Brooks-Drex	90	162	.556	John Goldsberry-UNCW	18	32	1.78
6. Kenny Adeleke-Hof	99	199	.497	10. Adam Hess-W&M	18	31	1.72
7. Lawrence Hamm-Tow	79	165	.479	11. Dwayne Broyles-JMU	18	30	1.67
8. Alex Loughton-ODU	97	207	.469	12. Aurimas Kieza-Hof	16	25	1.56
9. Domic Jones-VCU</							

CAA Composite Schedule

November 11

George Mason vs. IPFW (at Memphis) TBA

November 13

George Mason vs. Memphis/Savannah St. TBA

November 15

American at VCU (Preseason NIT) 7:30 PM
Towson at Ohio State 8:00 PM

November 16

Towson at Guardians Classic TBA

November 18

GMU at Coaches v. Cancer Tourn. TBA
VCU at Preseason NIT TBA

November 19

Marshall at UNC Wilmington 7:00 PM
Norfolk State at Towson 7:00 PM
Delaware at Ohio State 7:00 PM
Hartford at W&M 8:30 PM
GMU at Coaches v. Cancer Tourn. TBA

November 20

James Madison at La Salle 7:00 PM
South Alabama at Old Dominion 7:00 PM
Radford/Yale at W&M 8:30 PM

November 21

Hofstra at Fla. International 3:00 PM

November 22

Kent State at Old Dominion 7:00 PM

November 23

UNC Wilmington at North Texas 7:00 PM
W&M at Campbell 7:30 PM
Drexel at Pennsylvania 8:00 PM
Towson at Guardians Classic TBA

November 24

La Salle at Hofstra 8:00 PM
VCU at Preseason NIT TBA

November 26

VCU at Preseason NIT TBA

November 27

Old Dominion vs. Shawnee St. 3:30 PM
UNC Wilmington at UNC Asheville 4:30 PM
Duquesne at George Mason 7:00 PM
UMBC at James Madison 7:00 PM
Drexel at Rider 3:00 PM
Hofstra at Binghamton 7:00 PM
Mt. St. Mary's at Delaware 7:30 PM
Towson at Morgan State 7:30 PM
VCU at UAB 8:30 PM

November 28

Virginia Tech at W&M 2:00 PM
ODU at Texas A&M Corpus Christi 8:00 PM

November 29

Delaware at Loyola (Md.) 7:00 PM
James Madison at Appalachian State 7:00 PM

November 30

Drexel at Lafayette 7:00 PM
Campbell at UNC Wilmington 7:00 PM

December 1

• Towson at George Mason 7:00 PM
Columbia at Hofstra 7:00 PM
VMI at Old Dominion 7:00 PM
Longwood at W&M 7:00 PM
Hampton at VCU 7:30 PM

December 2

Delaware at St. Mary's (CA) 10:00 PM

December 4

George Mason vs. Maryland (BB&T) 1:00 PM
• Hofstra at James Madison 7:00 PM
• **W&M at Old Dominion 7:00 PM**
Towson at UMBC 7:00 PM
Drexel vs. Saint Joseph's (at Paestra) TBA
Delaware at San Francisco 10:00 PM

December 5

• VCU at UNC Wilmington 2:00 PM
George Mason vs. Mich. St./GW (BB&T) TBA

December 6

Hofstra at Longwood 7:00 PM

December 7

Old Dominion at Liberty 7:00 PM

December 8

Iona at George Mason 7:00 PM
American at Towson 7:00 PM
• Drexel at Delaware 7:30 PM

December 11

Towson at VMI 1:00 PM
James Madison at Virginia Tech 1:30 PM
Quinnipiac at Drexel 2:30 PM
St. John's at Hofstra 4:00 PM
Rider at Delaware 7:30 PM
Richmond at VCU 7:30 PM

December 12

Old Dominion at East Carolina 1:30 PM
Illinois-Chicago at UNC Wilmington 2:00 PM

December 15

James Madison at Georgia Tech 7:00 PM

December 16

UNCW at Coll. of Charleston 7:00 PM

December 17

Hofstra at Dartmouth 7:00 PM

December 18

Towson at George Washington 2:00 PM
Drexel at Syracuse 7:00 PM
UNC Wilmington at Coastal Carolina 7:00 PM
East Tennessee St. at Old Dominion 7:00 PM
James Madison at West Virginia TBA
La Salle at VCU 7:30 PM

December 20

Longwood at Old Dominion 7:00 PM
W&M at UNC Greensboro 7:00 PM
Delaware at San Juan Shootout TBA

December 21

Drexel at Seton Hall 7:30 PM
Delaware at San Juan Shootout TBA

December 22

George Mason at St. Bonaventure 7:00 PM
Howard at James Madison 7:00 PM
Saint Joseph's at Old Dominion 7:00 PM
W&M at Kentucky 7:00 PM
VCU at Iona 7:30 PM
Delaware at San Juan Shootout TBA

December 27

Hofstra at Stony Brook 7:00 PM

December 28

Monmouth at Drexel 7:00 PM
George Mason at McNeese State 8:00 PM
UNC Wilmington at North Carolina 8:00 PM

December 29

High Point at James Madison 7:00 PM
Lehigh at Towson 7:00 PM
UMBC at Delaware 7:30 PM
Mississippi at VCU 7:30 PM

December 30

George Mason at Morehead State 7:00 PM
Hofstra at Syracuse 7:00 PM
Old Dominion at Texas Christian 8:00 PM
Hampton at W&M 8:30 PM

December 31

Elon at UNC Wilmington 2:00 PM

January 2

W&M at North Carolina 1:00 PM
American at Delaware 2:00 PM
VCU at Middle Tennessee 3:00 PM
Old Dominion at DePaul 4:00 PM

January 3

• UNC Wilmington at James Madison 7:00 PM

January 5

• Delaware at Towson 7:00 PM
• Old Dominion at Drexel 7:00 PM
• VCU at George Mason 7:00 PM
• **Hofstra at W&M 7:00 PM**

January 7

• VCU at Towson 7:00 PM

January 8

• **Delaware at W&M 2:00 PM**
• Drexel at Hofstra 4:00 PM
• UNC Wilmington at George Mason 4:30 PM
• James Madison at Old Dominion 7:00 PM

January 12

• Hofstra at UNC Wilmington 7:00 PM
• **W&M at James Madison 7:00 PM**
• Old Dominion at Towson 7:00 PM
• George Mason at Delaware 7:30 PM
• Drexel at VCU 7:30 PM

January 15

• George Mason at Old Dominion 2:00 PM
• **W&M at Drexel 4:00 PM**
• Hofstra at VCU 4:00 PM
• Towson at UNC Wilmington 7:00 PM
• James Madison at Delaware 7:30 PM

January 19

• Drexel at George Mason 7:00 PM
• Old Dominion at Hofstra 7:00 PM
• James Madison at Towson 7:00 PM
• **UNC Wilmington at W&M 7:00 PM**
• VCU at Delaware 7:30 PM

January 22

• Towson at Drexel 2:00 PM
• Delaware at Hofstra 4:00 PM
• George Mason at James Madison 7:00 PM
• UNC Wilmington at Old Dominion 7:00 PM
• **VCU at W&M 7:00 PM**

January 26

• Delaware at Old Dominion 7:00 PM
• Drexel at UNC Wilmington 7:00 PM
• Hofstra at George Mason 7:00 PM
• **Towson at W&M 7:00 PM**
• James Madison at VCU 7:30 PM

January 29

• **W&M at George Mason 2:00 PM**
• James Madison at Drexel 4:00 PM
• Hofstra at Towson 4:00 PM
• Old Dominion at VCU 4:00 PM
• UNC Wilmington at Delaware 7:30 PM

January 31

• Delaware at George Mason 7:00 PM
• Drexel at Old Dominion 7:00 PM
• **W&M at Hofstra 7:00 PM**
• VCU at James Madison 7:00 PM
• UNC Wilmington at Towson 7:00 PM

February 2

• Delaware at James Madison 7:00 PM
• **Drexel at W&M 7:00 PM**
• George Mason at UNC Wilmington 7:00 PM
• VCU at Hofstra 7:00 PM
• Towson at Old Dominion 7:00 PM

February 5

• Hofstra at Drexel 8:00 PM
• Old Dominion at UNC Wilmington 4:00 PM
• Towson at VCU 5:00 PM
• James Madison at George Mason 7:00 PM
• **W&M at Delaware 7:30 PM**

February 9

• VCU at Drexel 7:00 PM
• George Mason at Towson 7:00 PM
• James Madison at Hofstra 7:00 PM
• **W&M at UNC Wilmington 7:00 PM**
• Old Dominion at Delaware 7:30 PM

February 12

• **George Mason at W&M 2:00 PM**
• Drexel at James Madison 2:00 PM
• UNC Wilmington at Hofstra 4:00 PM
• VCU at Old Dominion 4:00 PM
• Towson at Delaware 7:30 PM

February 14

• UNC Wilmington at Drexel 7:00 PM
• George Mason at VCU 7:30 PM

February 16

• Old Dominion at George Mason 7:00 PM
• Towson at Hofstra 7:00 PM
• **James Madison at W&M 7:00 PM**
• Delaware at VCU 7:30 PM

February 19

• Hofstra at Delaware 2:00 PM
• James Madison at UNC Wilmington 7:00 PM
• **Old Dominion at W&M 7:00 PM**
ESPN Bracket Buster at George Mason TBA
Drexel at ESPN Bracket Buster TBA
VCU at ESPN Bracket Buster TBA

February 21

Longwood at James Madison 7:00 PM

February 23

• Delaware at UNC Wilmington 7:00 PM
• George Mason at Drexel 7:00 PM
• Hofstra at Old Dominion 7:00 PM
• Towson at James Madison 7:00 PM
• **W&M at VCU 7:30 PM**

February 26

• Delaware at Drexel 2:00 PM
• George Mason at Hofstra 4:00 PM
• **W&M at Towson 4:00 PM**
• Old Dominion at James Madison 7:00 PM
• UNC Wilmington at VCU 7:30 PM

February 28

• Drexel at Towson 7:00 PM

2003-04 Schedule and Results

	Overall	Home	Away	Neutral
All Games	7-21	5-7	1-13	1-1
Conference	4-14	3-6	1-8	0-0
Non-Conference	3-7	2-1	0-5	1-1

Date	Time	Opponent	Overall	Home	Away	Neutral	Score	Attend.	High Points	High Rebounds
11/23/03	2:00 PM	Liberty	W				91-64	1617	(27) Hess, Adam	(8) Cope, Zeb
11/24/03	7:00 PM	at Radford	L				86-89	1179	(25) Hess, Adam	(9) Cope, Zeb
11/28/03	6:00 PM	vs St. Francis (NY)	W				80-60	2172	(22) Hess, Adam	(9) Hess, Adam (9) Hutt, Brian
11/29/03	8:00 PM	at George Washington	L				57-73	2252	(16) Hess, Adam	(8) Hutt, Brian
12/4/03	7:00 PM	UNC Wilmington *	W				67-66 (ot)	1733	(20) Hess, Adam	(8) Hess, Adam
12/6/03	7:00 PM	at Virginia Commonwealth *	L				60-71	5830	(21) Cope, Zeb	(11) Cope, Zeb
12/19/03	7:00 PM	Hampton	L				72-79	1482	(27) Hess, Adam	(7) Hess, Adam
12/23/03	7:00 PM	at Virginia Tech	L				54-80	4866	(13) Hess, Adam	(11) Cofield, Corey
12/30/03	7:00 PM	Campbell	W				82-67	1604	(19) Hess, Adam	(7) Cope, Zeb
1/3/04	4:00 PM	at Pittsburgh	L				55-70	10143	(16) Hess, Adam	(6) Cofield, Corey (16) Cope, Zeb
1/5/04	9:00 PM	at Virginia	L				71-84	6354	(20) Hess, Adam	(8) Hess, Adam
1/7/04	7:00 PM	at UNC Wilmington *	L				59-67	6100	(21) Hess, Adam	(9) Cope, Zeb
1/10/04	7:00 PM	George Mason *	L				71-84	1764	(22) Cofield, Corey	(6) Hess, Adam
1/14/04	7:00 PM	at Towson *	L				67-73	688	(21) Hess, Adam	(9) Cofield, Corey
1/17/04	7:00 PM	Drexel *	L				76-80	2093	(21) Cope, Zeb	(11) Cope, Zeb
1/21/04	7:30 PM	at Delaware *	L				82-93 (ot)	4172	(29) Hess, Adam	(11) Cofield, Corey
1/24/04	4:00 PM	at Hofstra *	L				71-98	2415	(24) Cofield, Corey	(8) Hess, Adam
1/26/04	7:00 PM	Old Dominion *	W				86-77	2043	(19) Hess, Adam	(10) Cofield, Corey
1/28/04	7:00 PM	at James Madison *	W				99-86	2892	(22) D'Antoni, Nick	(7) Hutt, Brian
1/31/04	2:00 PM	at George Mason *	L				62-78	6240	(18) Hess, Adam	(12) Hess, Adam
2/4/04	7:00 PM	James Madison *	L				76-83	2503	(27) Hess, Adam	(10) Hess, Adam (10) Cofield, Corey
2/7/04	1:00 PM	at Drexel *	L				72-83	1935	(36) Hess, Adam	(13) Cofield, Corey
2/11/04	7:00 PM	Delaware *	L				68-73	1932	(15) Mokris, Taylor	(8) Cofield, Corey (8) Hutt, Brian
2/14/04	7:00 PM	Hofstra *	L				69-78	1896	(26) Hess, Adam	(13) Cofield, Corey
2/18/04	7:00 PM	Towson *	W				74-68	1845	(21) Hess, Adam	(11) Cofield, Corey
2/25/04	7:00 PM	at Old Dominion *	L				76-79	5798	(20) Hess, Adam	(6) Hess, Adam (6) Cofield, Corey
2/28/04	7:00 PM	Virginia Commonwealth *	L				59-74	3201	(19) Hess, Adam	(7) Cofield, Corey
3/5/04	5:30 PM	vs. Towson #	L				65-70	3653	(23) Hess, Adam	(11) Cope, Zeb

* Colonial Athletic Association game; # 2004 Pioneer CAA Tournament

2003-04 Individual Honors

Adam Hess

- CoSIDA Academic All-America First Team
- NCAA Post-Graduate Scholarship
- CollegInsider.com Mid-Major All-America
- NABC All-District 4 First Team
- Colonial Athletic Association First Team
- CAA Preseason Player of the Year
- CAA Male Scholar-Athlete of the Year
- CAA Men's Basketball Scholar-Athlete of the Year
- CoSIDA Academic All-District III
- All-State First Team (Virginia Sports Information Directors and *Richmond Times-Dispatch*)
- CAA All-Academic Team
- CAA Player of the Week (February 9)
- Red Auerbach Colonial Classic All-Tournament Team

Corey Cofield

- CAA Rookie of the Year
- CAA Third Team
- CAA All-Rookie Team
- CAA Rookie of the Week (January 12, January 26, February 9)

Nick D'Antoni

- CAA All-Academic Team

2003-04 Statistics

All Games

Player	GP-GS	Min-Avg	FG-FGA	Pct	3FG-FGA	Pct	FT-FTA	Pct	Off-Def	Tot-Avg	PF-FO	A	TO	Blk	Stl	Pts-Avg
Adam Hess	28-28	1007-36.0	194-461	.421	57-189	.302	123-163	.755	74-113	187-6.7	84-2	65	57	4	46	568-20.3
Corey Cofield	28-21	782-27.9	126-224	.563	0-0	.000	118-186	.634	72-113	185-6.6	61-0	37	70	9	29	370-13.2
Zeb Cope	28-27	850-30.4	120-266	.451	39-103	.379	56-83	.675	52-115	167-6.0	78-4	49	78	6	20	335-12.0
Taylor Mokris	28-9	610-21.8	75-169	.444	31-83	.373	39-50	.780	24-67	91-3.3	55-1	25	43	2	19	220-7.9
Nick D'Antoni	28-28	942-33.6	61-190	.321	31-101	.307	45-59	.763	7-72	79-2.8	71-2	159	76	0	26	198-7.1
Reid Markham	14-7	229-16.4	28-64	.438	6-13	.462	12-15	.800	8-18	26-1.9	22-0	26	22	2	9	74-5.3
Nate Loehrke	24-10	287-12.0	42-83	.506	0-0	.000	10-14	.714	18-44	62-2.6	52-2	16	20	13	2	94-3.9
Brian Hutt	27-7	360-13.3	22-54	.407	0-0	.000	22-35	.629	38-64	102-3.8	83-4	18	33	20	12	66-2.4
Adam Trumbower	28-2	482-17.2	19-74	.257	9-55	.164	16-24	.667	14-28	42-1.5	32-0	36	28	1	5	63-2.3
Steve Sorenson	4-0	11-2.8	3-6	.500	0-1	.000	0-2	.000	1-0	1-0.3	3-0	0	0	0	1	6-1.5
Dave Holtzmuller	16-1	90-5.6	5-14	.357	2-11	.182	1-3	.333	1-8	9-0.6	6-0	11	9	0	4	13-0.8
Team									50-32	82-3.0				3		
William and Mary	28		695-1605	.433	175-556	.315	442-634	.697	359-674	1033-36.9	547-15	442	439	57	173	2007-71.7
Opponents	28		770-1673	.460	209-571	.366	398-601	.662	331-632	963-34.4	576-10	441	372	108	205	2147-76.7

SCORE BY PERIODS:	1st	2nd	OT	Total	DEADBALL REBOUNDS:	OFF	DEF	TOTAL
William and Mary	924	1072	11	2007	William and Mary	97	11	108
Opponents	1009	1117	21	2147	Opponents	90	12	102

Colonial Athletic Association Games

Player	GP-GS	Min-Avg	FG-FGA	Pct	3FG-FGA	Pct	FT-FTA	Pct	Off-Def	Tot-Avg	PF-FO	A	TO	Blk	Stl	Pts-Avg
Hess, Adam	18-18	649-36.1	123-293	.420	31-109	.284	83-106	.783	45-77	122-6.8	52-1	42	34	4	33	360-20.0
Cofield, Corey	18-16	565-31.4	92-164	.561	0-0	.000	89-133	.669	49-86	135-7.5	40-0	24	54	7	20	273-15.2
Cope, Zeb	18-18	533-29.6	77-173	.445	26-71	.366	33-44	.750	37-69	106-5.9	51-3	32	48	2	14	213-11.8
Mokris, Taylor	18-4	375-20.8	46-106	.434	21-54	.389	28-35	.800	12-40	52-2.9	30-0	17	25	1	10	141-7.8
D'Antoni, Nick	18-18	627-34.8	38-119	.319	19-64	.297	26-35	.743	6-56	62-3.4	46-2	112	51	0	15	121-6.7
Loehrke, Nate	16-9	220-13.8	37-71	.521	0-0	.000	10-13	.769	14-32	46-2.9	33-1	13	14	9	1	84-5.3
Markham, Reid	8-2	114-14.3	10-25	.400	4-7	.571	3-4	.750	3-8	11-1.4	11-0	14	14	2	5	27-3.4
Hutt, Brian	17-2	213-12.5	14-31	.452	0-0	.000	14-22	.636	22-30	52-3.1	49-2	15	14	14	7	42-2.5
Sorenson, Steve	2-0	9-4.5	2-3	.667	0-0	.000	0-2	.000	1-0	1-0.5	2-0	0	0	0	1	4-2.0
Trumbower, Adam	18-2	278-15.4	6-35	.171	3-26	.115	7-11	.636	7-8	15-0.8	22-0	22	16	1	3	22-1.2
Holtzmuller, Dave	10-1	67-6.7	3-10	.300	1-8	.125	0-1	.000	0-7	7-0.7	5-0	9	6	0	4	7-0.7
Team									30-28	58-3.2				0		
William and Mary	18		448-1030	.435	105-339	.310	293-406	.722	226-441	667-37.1	341-9	300	276	40	113	1294-71.9
Opponents	18		513-1090	.471	148-370	.400	237-363	.653	207-399	606-33.7	355-6	308	220	66	132	1411-78.4

SCORE BY PERIODS:	1st	2nd	OT	Total	DEADBALL REBOUNDS:	OFF	DEF	TOTAL
William and Mary	577	706	11	1294	William and Mary	61	4	65
Opponents	632	758	21	1411	Opponents	52	7	59

Miscellaneous Statistics

Point Differential

	1	2	3	4	5	6	7	8	9	10	11	12	13	14	15	16	17	18	19	20	21+
Wins	1					1			1				1		1					1	1
Losses			2	1	2	1	2	1	1		3		2		2	3					1

Scoring

Double Figure Games: 83 (Hess 27, Cope 19, Cofield 18, D'Antoni 7, Mokris 7, Loehrke 3, Markham 2).

20-Point Games: 23 (Hess 15, Cofield 4, Cope 3, D'Antoni).

30-Point Games: 1 (Hess).

Team Leader: Hess 22, Cope 3, Cofield 2, D'Antoni, Mokris.

Rebounding

Double Figure Games: 14 (Cofield 7, Hess 4, Cope 3).

Team Leader: Cofield 12, Hess 9, Cope 7, Hutt 4.

Assists

Team Leader: D'Antoni 23, Hess 5, Trumbower 2, Cofield, Cope, Markham

Double-Doubles

Cofield 6, Hess 4, Cope 3, D'Antoni

2003-04 Game-by-Game Statistics

Date	Team	FG-A	Pct	3FG-A	Pct	FT-A	Pct	Off-Def	Tot	PF	A	TO	Blk	Stl	Pts
Nov. 23	Liberty	24-60	.400	4-21	.190	12-17	.706	12-22	34	17	6	16	2	5	64
	William and Mary	34-63	.540	14-25	.560	9-13	.692	10-25	35	20	21	12	1	7	91
Nov. 24	William and Mary	29-67	.433	11-34	.324	17-21	.810	17-25	42	20	14	11	0	2	86
	Radford	28-59	.475	11-24	.458	22-30	.733	9-23	32	22	13	8	3	5	89
Nov. 28	William and Mary	28-67	.418	5-13	.385	19-27	.704	18-25	43	15	13	14	1	8	80
	St. Francis (NY)	25-63	.397	5-25	.200	5-11	.455	16-23	39	26	16	23	11	5	60
Nov. 29	William and Mary	18-53	.340	6-24	.250	15-18	.833	8-20	28	19	12	19	2	12	57
	George Washington	26-59	.441	5-17	.294	16-21	.762	16-30	46	19	15	23	2	8	73
Dec. 4	UNC Wilmington	24-54	.444	8-21	.381	10-15	.667	6-20	26	18	18	13	1	6	66
	William and Mary	24-50	.480	4-16	.250	15-19	.789	7-25	32	16	18	17	1	5	67
Dec. 6	William and Mary	23-59	.390	8-23	.348	6-14	.429	12-17	29	16	8	15	0	9	60
	Virginia Commonwealth	29-58	.500	4-13	.308	9-16	.563	15-27	42	15	11	18	4	10	71
Dec. 19	Hampton	25-60	.417	7-23	.304	22-30	.733	16-27	43	20	12	16	3	6	79
	William and Mary	27-63	.429	6-20	.300	12-26	.462	16-25	41	25	14	17	2	7	72
Dec. 23	William and Mary	15-49	.306	3-24	.125	21-31	.677	14-27	41	23	8	26	3	5	54
	Virginia Tech	28-66	.424	4-14	.286	20-32	.625	17-24	41	27	13	13	4	19	80
Dec. 30	Campbell	24-61	.393	6-18	.333	13-25	.520	16-18	34	30	11	20	2	6	67
	William and Mary	29-58	.500	3-19	.158	21-33	.636	15-25	40	24	19	19	2	9	82
Jan. 3	William and Mary	22-49	.449	10-20	.500	1-6	.167	7-12	19	24	17	12	1	7	55
	Pittsburgh	23-40	.575	3-14	.214	21-34	.618	10-24	34	13	16	18	7	4	70
Jan. 5	William and Mary	26-58	.448	6-19	.316	13-24	.542	12-27	39	17	12	15	2	2	71
	Virginia	32-64	.500	8-24	.333	12-18	.667	7-24	31	22	21	6	6	7	84
Jan. 7	William and Mary	22-58	.379	2-18	.111	13-20	.650	12-30	42	18	13	14	2	3	59
	UNC Wilmington	23-58	.397	9-22	.409	12-15	.800	9-25	34	21	12	10	4	4	67
Jan. 10	George Mason	33-59	.559	7-19	.368	11-16	.688	6-26	32	19	23	11	5	6	84
	William and Mary	25-60	.417	5-23	.217	16-22	.727	12-22	34	18	15	12	2	6	71
Jan. 14	William and Mary	23-55	.418	5-19	.263	16-23	.696	12-25	37	20	19	12	2	8	67
	Towson	26-60	.433	8-20	.400	13-23	.565	15-23	38	20	22	10	8	7	73
Jan. 17	Drexel	28-60	.467	12-28	.429	12-19	.632	9-19	28	22	19	6	2	3	80
	William and Mary	25-55	.455	5-17	.294	21-29	.724	15-26	41	19	17	15	0	4	76
Jan. 21	William and Mary	27-66	.409	5-21	.238	23-32	.719	14-24	38	22	15	15	4	5	82
	Delaware	32-69	.464	10-18	.556	19-22	.864	13-29	42	25	16	17	4	7	93
Jan. 24	William and Mary	28-66	.424	3-20	.150	12-21	.571	11-20	31	20	20	18	2	9	71
	Hofstra	37-70	.529	7-14	.500	17-27	.630	18-31	49	21	20	16	8	10	98
Jan. 26	Old Dominion	28-65	.431	10-26	.385	11-15	.733	7-16	23	23	20	9	0	9	77
	William and Mary	30-55	.545	5-14	.357	21-27	.778	12-33	45	18	22	16	0	6	86
Jan. 28	William and Mary	33-55	.600	12-23	.522	21-23	.913	13-24	37	18	20	16	2	7	99
	James Madison	29-61	.475	11-27	.407	17-23	.739	12-9	21	17	10	11	2	9	86
Jan. 31	William and Mary	25-64	.391	7-19	.368	5-8	.625	16-25	41	19	17	18	2	8	62
	George Mason	29-56	.518	8-19	.421	12-20	.600	7-25	32	13	11	13	8	8	78
Feb. 4	James Madison	27-52	.519	7-17	.412	22-30	.733	5-22	27	16	16	12	1	9	83
	William and Mary	27-63	.429	7-21	.333	15-22	.682	15-25	40	21	20	16	2	8	76
Feb. 7	William and Mary	27-63	.429	5-24	.208	13-13	1.000	14-26	40	16	16	17	6	5	72
	Drexel	32-64	.500	8-17	.471	11-16	.688	9-22	31	14	25	7	5	10	83
Feb. 11	Delaware	26-64	.406	6-19	.316	15-25	.600	15-25	40	28	14	11	4	10	73
	William and Mary	19-50	.380	9-18	.500	21-34	.618	11-30	41	23	14	15	4	3	68
Feb. 14	Hofstra	28-54	.519	8-17	.471	14-24	.583	10-24	34	21	16	18	2	7	78
	William and Mary	21-53	.396	6-20	.300	21-29	.724	12-22	34	20	12	16	2	10	69
Feb. 18	Towson	25-57	.439	9-22	.409	9-18	.500	14-13	27	24	19	13	0	7	68
	William and Mary	23-50	.460	5-13	.385	23-31	.742	16-23	39	18	18	15	8	8	74
Feb. 25	William and Mary	24-53	.453	8-15	.533	20-23	.870	9-21	30	21	19	15	1	4	76
	Old Dominion	27-64	.422	7-26	.269	18-25	.720	21-22	43	20	17	14	6	6	79
Feb. 28	Virginia Commonwealth	30-65	.462	9-25	.360	5-14	.357	16-21	37	18	19	11	2	4	74
	William and Mary	22-55	.400	4-15	.267	11-16	.688	13-23	36	18	17	14	0	5	59
Mar. 5	Towson	22-51	.431	8-21	.381	18-20	.900	5-18	23	25	10	9	2	8	70
	William and Mary	19-48	.396	6-19	.316	21-29	.724	16-22	38	19	12	18	3	1	65
W&M Totals		695-1605	.433	175-556	.315	442-634	.697	359-674	1033	547	442	439	57	173	2007
Opponent Totals		770-1673	.460	209-571	.366	398-601	.662	331-632	963	576	441	372	108	205	2147

Winning team's statistics in **bold**.

2003-04 Highs and Lows

Team Highs and Lows

		William and Mary Highs		Opponent Highs	
Points	99	at James Madison (1/28/04)	98	at Hofstra (1/24/04)	
Field Goals Made	34	Liberty (11/23/03)	37	at Hofstra (1/24/04)	
Field Goal Attempts	67	vs. St. Francis (NY) (11/28/03) at Radford (11/24/03)	70	at Hofstra (1/24/04)	
Field Goal Percentage	.600 (33-55)	at James Madison (1/28/04)	.575 (23-40)	at Pittsburgh (1/3/04)	
3-point FG Made	14	Liberty (11/23/03)	12	Drexel (1/17/04)	
3-point FG Attempts	34	at Radford (11/24/03)	28	Drexel (1/17/04)	
3-point FG Percentage	.560 (14-25)	Liberty (11/23/03)	.556 (10-18)	at Delaware (1/21/04)	
Free Throws Made	23	Towson (2/18/04) at Delaware (1/21/04)	22	Three times, most recently James Madison (2/4/04)	
Free Throw Attempts	34	Delaware (2/11/04)	34	at Pittsburgh (1/3/04)	
Free Throw Percentage	1.000 (13-13)	at Drexel (2/7/04)	.900 (18-20)	vs. Towson (3/5/04)	
Rebounds	45	Old Dominion (1/26/04)	49	at Hofstra (1/24/04)	
Assists	22	Old Dominion (1/26/04)	25	at Drexel (2/7/04)	
Steals	12	at George Washington (11/29/03)	19	at Virginia Tech (12/23/03)	
Blocked Shots	8	Towson (2/18/04)	11	vs. St. Francis (NY) (11/28/03)	
Turnovers	26	at Virginia Tech (12/23/03)	23	at George Washington (11/29/03) vs. St. Francis (NY) (11/28/03)	
Fouls	25	Hampton (12/19/03)	30	Campbell (12/30/03)	
		William and Mary Lows		Opponent Lows	
Points	54	at Virginia Tech (12/23/03)	60	vs. St. Francis (NY) (11/28/03)	
Field Goals Made	15	at Virginia Tech (12/23/03)	22	vs. Towson (3/5/04)	
Field Goal Attempts	48	vs. Towson (3/5/04)	40	at Pittsburgh (1/3/04)	
Field Goal Percentage	.306 (15-49)	at Virginia Tech (12/23/03)	.393 (24-61)	Campbell (12/30/03)	
3-point FG Made	2	at UNC Wilmington (1/7/04)	3	at Pittsburgh (1/3/04)	
3-point FG Attempts	13	Towson (2/18/04) vs. St. Francis (NY) (11/28/03)	13	at Virginia Commonwealth (12/6/03)	
3-point FG Percentage	.111 (2-18)	at UNC Wilmington (1/7/04)	.190 (4-21)	Liberty (11/23/03)	
Free Throws Made	1	at Pittsburgh (1/3/04)	5	Virginia Commonwealth (2/28/04) vs. St. Francis (NY) (11/28/03)	
Free Throw Attempts	6	at Pittsburgh (1/3/04)	11	vs. St. Francis (NY) (11/28/03)	
Free Throw Percentage	.167 (1-6)	at Pittsburgh (1/3/04)	.357 (5-14)	Virginia Commonwealth (2/28/04)	
Rebounds	19	at Pittsburgh (1/3/04)	21	at James Madison (1/28/04)	
Assists	8	at Virginia Commonwealth (12/6/03) at Virginia Tech (12/23/03)	6	Liberty (11/23/03)	
Steals	1	vs. Towson (3/5/04)	3	Drexel (1/17/04)	
Blocked Shots	0	Five times, most recently Virginia Commonwealth (2/28/04)	0	Towson (2/18/04) Old Dominion (1/26/04)	
Turnovers	11	at Radford (11/24/03)	6	Drexel (1/17/04) Virginia (1/5/04)	
Fouls	15	vs. St. Francis (NY) (11/28/03)	13	at George Mason (1/31/04) at Pittsburgh (1/3/04)	

W&M Individual Highs

Points	36	Adam Hess at Drexel (2/7/04)
Field Goals Made	14	Adam Hess at Drexel (2/7/04)
Field Goal Attempts	23	Adam Hess vs. James Madison (2/4/04) Adam Hess vs. St. Francis (NY) (11/28/03)
Field Goal Pct. (min 5 made)	1.000 (9-9)	Corey Cofield vs. James Madison (2/4/04)
3-point FG Made	6	Nick D'Antoni at James Madison (1/28/04)
3-point FG Attempts	14	Adam Hess at Radford (11/24/03)
3-point FG Pct. (min 2 made)	1.000 (3-3)	Taylor Mokris at Old Dominion (2/25/04)
Free Throws Made	11	Corey Cofield vs. Delaware (2/11/04)
Free Throw Attempts	17	Corey Cofield vs. Delaware (2/11/04)
Free Throw Pct. (min 3 made)	1.000 (8-8)	Corey Cofield at Drexel (2/7/04)
Rebounds	13	Corey Cofield vs. Hofstra (2/14/04) Corey Cofield at Drexel (2/7/04)
Assists	11	Nick D'Antoni at George Mason (1/31/04) Nick D'Antoni at Towson (1/14/04)
Steals	6	Adam Hess at George Mason (1/31/04)
Blocked Shots	5	Brian Hutt vs. Towson (2/18/04) Brian Hutt at Drexel (2/7/04)

2003-04 Points-Rebounds-Assists

Opponent	Date	Cofield	Cope	D'Antoni	Hess	Holtz.	Hutt	Loehrke
LIBERTY	11/23	2-3-1	<u>15-8-2</u>	<u>8-0-6</u>	<u>27-6-3</u>	0-0-0	<u>0-6-1</u>	0-0-0
at Radford	11/24	2-1-0	<u>17-9-3</u>	<u>16-1-2</u>	<u>25-7-4</u>	DNP	<u>4-8-1</u>	DNP
vs. St. Francis (NY)	11/28	8-3-0	<u>21-6-3</u>	<u>6-3-5</u>	<u>22-9-1</u>	DNP	<u>4-9-0</u>	0-0-0
at Geo. Wash.	11/29	8-2-1	<u>6-3-1</u>	<u>8-0-3</u>	<u>16-3-2</u>	0-0-0	<u>5-8-0</u>	0-0-0
UNCW	12/4	17-3-1	<u>7-7-2</u>	<u>10-4-3</u>	<u>20-8-5</u>	DNP	<u>3-2-2</u>	DNP
at VCU	12/6	2-1-0	<u>21-11-0</u>	<u>8-5-4</u>	<u>13-6-1</u>	DNP	<u>0-0-0</u>	0-1-0
HAMPTON	12/19	13-5-3	<u>4-6-2</u>	<u>0-2-5</u>	<u>27-7-0</u>	DNP	5-6-1	DNP
at Virginia Tech	12/23	<u>8-11-1</u>	<u>4-4-1</u>	<u>11-2-2</u>	<u>13-7-2</u>	0-0-0	1-4-0	2-4-0
CAMPBELL	12/30	<u>16-6-1</u>	<u>19-7-3</u>	<u>7-4-8</u>	<u>19-5-1</u>	0-0-0	5-5-0	2-4-1
at Pittsburgh	1/3	<u>4-6-1</u>	16-1-0	<u>4-0-6</u>	<u>16-3-6</u>	3-1-1	<u>0-4-0</u>	2-1-1
at Virginia	1/5	<u>17-7-4</u>	<u>12-6-0</u>	<u>10-3-4</u>	<u>20-8-2</u>	3-1-1	0-0-0	2-1-1
at UNCW	1/7	<u>14-8-1</u>	<u>6-9-2</u>	<u>2-5-4</u>	<u>21-6-1</u>	0-0-1	DNP	7-5-2
GMU	1/10	<u>22-2-0</u>	<u>2-4-2</u>	<u>5-3-6</u>	<u>9-6-4</u>	2-1-1	2-1-0	8-4-1
at Towson	1/14	<u>5-9-3</u>	<u>15-6-0</u>	<u>4-7-11</u>	<u>21-2-0</u>	5-2-4	0-0-0	2-2-0
DREXEL	1/17	<u>17-5-2</u>	<u>21-11-1</u>	<u>5-3-8</u>	<u>18-10-1</u>	0-1-1	2-3-0	4-0-1
at Delaware	1/21	<u>21-11-1</u>	<u>9-9-1</u>	<u>8-4-5</u>	<u>29-4-1</u>	0-2-0	0-0-1	10-2-0
at Hofstra	1/24	<u>24-7-0</u>	<u>12-3-2</u>	<u>0-3-10</u>	<u>17-8-2</u>	0-0-0	6-6-1	DNP
ODU	1/26	<u>15-10-1</u>	<u>11-4-2</u>	<u>15-7-6</u>	<u>19-7-4</u>	0-1-1	3-4-3	<u>14-5-2</u>
at JMU	1/28	<u>18-5-2</u>	<u>18-5-4</u>	<u>22-4-4</u>	<u>15-6-7</u>	0-0-0	6-7-2	<u>6-2-0</u>
at GMU	1/31	<u>4-6-1</u>	<u>15-6-2</u>	<u>13-1-11</u>	<u>18-12-2</u>	DNP	4-3-0	<u>2-7-0</u>
JMU	2/4	<u>25-10-3</u>	<u>12-7-3</u>	<u>0-3-5</u>	<u>27-10-3</u>	DNP	2-0-1	<u>4-3-0</u>
at Drexel	2/7	<u>18-13-0</u>	<u>13-8-0</u>	<u>3-1-6</u>	<u>36-6-4</u>	DNP	2-4-2	<u>0-0-0</u>
DELAWARE	2/11	<u>13-8-1</u>	<u>11-3-3</u>	<u>9-4-4</u>	<u>11-5-1</u>	DNP	2-8-0	<u>5-2-3</u>
HOFSTRA	2/14	<u>13-13-0</u>	<u>7-2-1</u>	<u>4-2-4</u>	<u>26-7-3</u>	0-0-0	3-2-1	<u>4-0-0</u>
TOWSON	2/18	<u>18-11-4</u>	<u>5-3-5</u>	<u>6-2-3</u>	<u>21-7-1</u>	DNP	7-8-1	<u>6-2-3</u>
at ODU	2/25	<u>18-6-1</u>	<u>15-4-1</u>	<u>5-1-9</u>	<u>20-6-1</u>	DNP	0-2-1	<u>4-4-1</u>
VCU	2/28	<u>9-7-3</u>	<u>13-4-1</u>	<u>2-3-9</u>	<u>19-6-1</u>	<u>0-0-1</u>	0-2-0	10-6-2
vs. Towson	3/5	<u>19-6-1</u>	<u>11-11-2</u>	<u>4-2-6</u>	<u>23-10-2</u>	DNP	0-0-0	<u>2-6-0</u>

Opponent	Date	Markham	Mokris	Sorenson	Trum.	Starters	Bench
LIBERTY	11/23	<u>12-1-4</u>	19-7-2	2-0-0	6-3-2	62-21-16	29-14-5
at Radford	11/24	<u>5-2-1</u>	9-4-2	DNP	8-7-1	67-27-11	19-15-3
vs. St. Francis (NY)	11/28	<u>14-5-2</u>	4-5-1	DNP	1-2-1	67-32-11	13-11-2
at Geo. Wash.	11/29	<u>9-5-4</u>	5-3-0	0-0-0	0-4-1	44-19-10	13-9-2
UNCW	12/4	<u>2-2-3</u>	5-2-1	DNP	3-2-1	42-23-15	25-7-3
at VCU	12/6	<u>9-1-1</u>	7-1-2	DNP	0-1-0	51-23-6	9-4-2
HAMPTON	12/19	<u>7-2-1</u>	<u>16-6-0</u>	DNP	0-2-2	54-23-8	18-18-6
at Virginia Tech	12/23	DNP	<u>8-4-0</u>	DNP	7-1-2	44-28-6	10-9-2
CAMPBELL	12/30	DNP	<u>9-4-2</u>	DNP	8-1-3	67-26-15	15-10-4
at Pittsburgh	1/3	DNP	<u>2-0-1</u>	DNP	5-3-1	29-13-14	16-6-3
at Virginia	1/5	DNP	<u>4-4-0</u>	DNP	3-4-0	63-28-10	8-6-2
at UNCW	1/7	DNP	<u>9-7-1</u>	DNP	0-0-1	52-35-9	7-5-4
GMU	1/10	DNP	<u>17-5-1</u>	DNP	4-1-0	55-20-13	16-7-2
at Towson	1/14	DNP	<u>13-4-1</u>	DNP	2-0-0	58-28-15	9-4-4
DREXEL	1/17	DNP	<u>7-1-1</u>	DNP	2-2-2	68-30-13	8-6-4
at Delaware	1/21	DNP	4-3-1	DNP	<u>1-0-5</u>	68-28-13	14-7-2
at Hofstra	1/24	DNP	7-0-2	4-1-0	<u>1-0-3</u>	54-21-17	17-7-3
ODU	1/26	DNP	6-1-2	DNP	3-2-1	74-33-15	12-8-7
at JMU	1/28	DNP	12-3-0	0-0-0	2-2-1	79-22-17	20-12-3
at GMU	1/31	DNP	4-2-0	DNP	2-1-1	52-32-16	10-6-1
JMU	2/4	0-0-1	6-3-2	DNP	0-1-2	68-33-14	8-4-6
at Drexel	2/7	0-1-1	0-2-1	DNP	0-2-2	70-28-10	2-9-6
DELAWARE	2/11	DNP	15-4-0	DNP	2-1-2	49-22-12	19-13-2
HOFSTRA	2/14	5-1-1	7-5-1	DNP	0-0-1	54-24-8	15-8-4
TOWSON	2/18	7-2-3	6-2-0	DNP	0-0-0	54-26-14	20-12-4
at ODU	2/25	0-2-4	14-4-1	DNP	0-0-0	62-21-13	14-8-6
VCU	2/28	4-2-0	2-3-0	DNP	0-0-0	43-20-15	16-7-2
vs. Towson	3/5	0-0-0	3-2-0	DNP	3-0-1	59-35-11	6-2-1

Starters in bold and underlined.

2003-04 Box Scores

Game #1 • Nov. 23, 2003

W&M 91, Liberty 64

Williamsburg, VA • William and Mary Hall

Liberty	fg-a	3fg-a	ft-a	o-d	reb	f	pt	a	t	b	s	min
Martin f	5-10	1-4	4-4	1-3	4	2	15	1	4	0	2	27
Sneed f	2-7	0-1	1-2	3-3	6	1	5	0	1	0	0	17
Sarchet c	3-5	0-1	0-0	4-2	6	2	6	0	0	0	0	19
Blair g	1-9	0-6	1-2	0-2	2	0	3	2	2	1	1	27
Mantlo g	7-10	2-4	1-3	3-2	5	2	17	0	2	0	1	28
Monceaux	1-2	0-1	1-2	0-1	1	3	3	0	2	0	1	15
Turner	1-4	0-0	0-0	0-1	1	0	2	0	1	1	0	15
Dees	3-7	1-4	2-2	0-1	1	0	9	0	1	0	0	17
Woodson	1-4	0-0	0-0	0-1	1	4	2	1	1	0	0	15
Lightbourne	0-2	0-0	2-2	1-3	4	2	2	1	0	0	0	18
Segun	0-0	0-0	0-0	0-0	0	1	0	1	0	0	0	2
TEAM				0-3	3							
Totals	24-60	4-21	12-17	12-22	34	17	64	6	16	2	5	200

W&M	fg-a	3fg-a	ft-a	o-d	reb	f	pt	a	t	b	s	min
Cope f	6-12	2-4	1-3	1-7	8	2	15	2	2	1	2	35
Hess f	10-16	5-8	2-2	3-3	6	3	27	3	1	0	1	29
Hutt c	0-2	0-0	0-0	1-5	6	5	0	1	3	0	1	21
D'Antoni g	2-5	2-2	2-2	0-0	0	3	8	6	1	0	0	20
Markham g	4-8	0-2	4-4	0-1	1	2	12	4	1	0	0	26
Loehrke	0-0	0-0	0-0	0-0	0	0	0	0	0	0	1	1
Holtzmuller	0-0	0-0	0-0	0-0	0	0	0	0	0	0	0	1
Trumbower	2-4	2-4	0-0	0-3	3	2	6	2	2	0	0	25
Mokris	8-11	3-4	0-0	2-5	7	0	19	2	1	0	0	28
Sorenson	1-3	0-1	0-0	0-0	0	1	2	0	0	0	0	2
Cofield	1-2	0-0	0-2	2-1	3	2	1	1	0	2	1	2
TEAM				0-1	1							
Totals	34-63	14-25	9-13	10-25	35	20	91	21	12	1	7	200

Halftime: W&M 45-31. FG%: W&M .540, LU .400. 3FG%: W&M .560, LU .190. FT%: W&M .692, LU .706. Officials: Chuck Pitts, Joey Caruthers, Mark Lindsay. Technical Fouls: W&M-Cofield. Attendance: 1,617.



Junior **Taylor Mokris** scored a career high 19 points, shooting 8-11 from the field, while also pulling down a career high seven rebounds, as the Tribe opened the **Tony Shaver** era with a convincing 91-64 win over Liberty.

Game #2 • Nov. 24, 2003

Radford 89, W&M 86

Radford, VA • Dedmon Center

W&M	fg-a	3fg-a	ft-a	o-d	reb	f	pt	a	t	b	s	min
Cope f	5-9	1-2	6-9	3-6	9	4	17	3	3	0	0	37
Hess f	9-22	3-14	4-4	2-5	7	4	25	4	2	0	0	38
Hutt c	2-5	0-0	0-0	4-4	8	4	4	1	2	0	0	24
D'Antoni g	5-11	3-6	3-4	0-1	1	1	16	2	2	0	0	35
Markham g	2-4	1-1	0-0	1-1	2	2	5	1	1	0	0	15
Trumbower	3-7	2-6	0-0	4-3	7	2	8	1	1	0	1	20
Mokris	2-8	1-5	4-4	1-3	4	3	9	2	0	1	0	25
Cofield	1-1	0-0	0-0	0-1	0	1	2	0	0	0	0	6
TEAM				2-1	3							
Totals	29-67	11-34	17-21	17-25	42	20	86	14	11	0	2	200

Radford	fg-a	3fg-a	ft-a	o-d	reb	f	pt	a	t	b	s	min
Gill f	1-1	0-0	4-8	0-7	7	4	6	1	0	0	0	25
Goodin f	6-12	4-8	1-2	0-1	1	1	17	0	0	0	1	26
Zaharias c	2-4	0-0	0-0	2-2	4	3	4	0	1	2	0	19
Bynum g	1-6	0-2	4-4	0-2	4	6	9	1	1	2	3	33
Holcomb-Faye g	8-13	5-7	8-9	1-0	1	3	29	0	2	0	0	28
Jeffers	1-8	0-3	0-0	1-5	6	3	2	1	1	0	1	16
Ross	0-0	0-0	0-1	0-0	0	0	0	0	0	0	0	0
James	0-1	0-0	0-0	1-1	2	2	0	1	2	0	0	7
Popoola	7-10	2-3	0-0	1-2	3	2	16	1	0	0	1	27
Brown	0-1	0-1	0-0	0-0	0	0	0	0	0	0	0	0
Oliver	1-2	0-0	3-4	1-0	1	0	5	0	0	0	0	7
McIntyre	1-1	0-0	2-2	1-0	1	0	4	0	1	0	0	12
TEAM				1-3	4							
Totals	28-59	11-24	22-30	9-23	32	22	89	13	8	3	5	200

Halftime: W&M 47-46. FG%: W&M .433, RU .475. 3FG%: W&M .324, RU .458. FT%: W&M .810, RU .733. Officials: Roger Ayers, John Spears, Harold Harris. Attendance: 1,179.

Game #5 • Dec. 4, 2003

W&M 67, UNC Wilmington 66 (OT)

Williamsburg, VA • William and Mary Hall

UNCW	fg-a	3fg-a	ft-a	o-d	reb	f	pt	a	t	b	s	min
Lay f	0-2	0-1	2-2	2-2	4	3	2	2	2	0	1	23
Wyrick f	1-2	1-1	0-0	0-0	0	2	3	2	0	0	0	11
Coombs c	6-9	0-0	1-2	2-2	4	1	13	0	3	0	0	29
Goldsberry g	3-5	2-4	0-0	0-0	0	1	8	3	0	0	2	36
Spencer g	4-14	1-4	3-7	0-3	3	2	12	4	1	0	0	32
Carter	1-3	1-3	0-0	0-1	1	0	3	2	1	0	1	11
Justus	1-1	0-0	0-0	0-1	1	1	2	0	1	0	0	12
Noel	2-3	1-2	0-0	0-1	1	1	5	3	1	0	1	14
Gunn	0-1	0-0	0-0	0-0	0	1	0	0	0	0	0	11
Terrell	4-8	1-2	0-0	0-4	1	9	0	1	1	0	0	24
Lane	2-6	1-4	4-4	0-1	1	2	9	2	2	0	1	17
Laue	0-0	0-0	0-0	0-1	1	3	0	0	1	0	0	5
TEAM				2-4	6							
Totals	24-54	8-21	10-15	6-20	26	18	66	18	13	1	6	225

W&M	fg-a	3fg-a	ft-a	o-d	reb	f	pt	a	t	b	s	min
Cope f	3-8	0-2	1-2	2-5	7	3	7	2	1	0	1	36
Hess f	6-13	2-5	6-8	1-7	8	3	20	5	2	0	2	41
Hutt c	1-1	0-0	1-2	0-0	2	1	3	2	0	0	0	20
D'Antoni g	3-5	0-1	4-4	0-4	4	3	10	3	1	0	0	39
Markham g	1-2	0-0	0-0	0-2	2	1	2	3	5	0	1	17
Trumbower	1-6	1-5	0-0	0-2	2	3	3	1	1	0	0	20
Mokris	2-4	1-3	0-0	0-2	2	1	5	1	2	0	0	20
Cofield	7-11	0-0	3-3	2-1	3	1	17	1	2	1	1	32
TEAM				0-2	2							
Totals	24-50	4-16	15-19	7-25	32	16	67	18	17	1	5	225

Halftime: UNCW 33-30. Regulation: 59-59. FG%: W&M .480, UNCW .444. 3FG%: W&M .250, UNCW .381. FT%: W&M .789, UNCW .667. Officials: Manny Upton, Joey Caruthers, Charles Robinson. Technical Fouls: W&M-Bench. Attendance: 1,733.

Game #3 • Nov. 28, 2003

W&M 80, St. Francis (NY) 60

Washington, DC • Smith Center

W&M	fg-a	3fg-a	ft-a	o-d	reb	f	pt	a	t	b	s	min
Cope f	7-11	2-3	5-8	4-2	6	3	21	3	2	1	1	26
Hess f	9-23	2-5	2-2	6-3	9	1	22	1	0	0	4	36
Hutt c	1-3	0-0	2-2	2-7	9	4	4	0	1	0	0	21
D'Antoni g	1-6	1-1	3-4	0-3	3	1	6	5	1	0	1	33
Markham g	5-12	0-1	4-6	3-2	5	2	14	2	1	0	1	31
Loehrke	0-1	0-0	0-0	0-0	0	0	0	0	1	0	0	3
Trumbower	0-1	0-1	1-2	0-2	2	1	1	1	3	0	0	16
Mokris	2-4	0-2	0-0	1-4	5	3	4	1	4	0	1	18
Cofield	3-6	0-0	2-3	1-2	3	0	8	0	0	0	0	16
TEAM				1-0	1							
Totals	28-67	5-13	19-27	18-25	43	15	80	13	14	1	8	200

SFC	fg-a	3fg-a	ft-a	o-d	reb	f	pt	a	t	b	s	min
Brown f	2-5	2-4	1-2	0-0	0	2	7	0	2	1	0	31
Thevenot f	3-4	0-0	0-1	0-2	2	5	6	2	0	2	0	12
Thompson f	4-9	0-2	4-8	3-11	14	3	12	0	3	0	0	26
Wilson g	3-11	3-10	0-0	1-0								

2003-04 Box Scores

Game #8 • Dec. 23, 2003

Virginia Tech 80, W&M 54
Blacksburg, VA • Cassell Coliseum

W&M	fg-a	3fg-a	ft-a	o-d	reb	f	pt	a	t	b	s	min
Cope f	1-6	0-3	2-2	0-4	4	3	4	1	6	0	1	26
Hess f	5-20	1-10	2-3	3-4	7	4	13	2	3	0	0	32
Cofield f	2-3	0-0	4-10	2-9	11	3	8	1	4	0	0	26
D'Antoni g	3-6	1-4	4-4	0-2	3	11	2	3	0	3	34	
Mokris g	2-7	1-4	3-3	1-3	4	2	8	0	3	0	0	27
Loehrke	1-1	0-0	0-1	1-3	4	3	2	0	2	2	0	16
Holtzmuller	0-0	0-0	0-0	0-0	1	0	0	1	0	0	0	3
Trumbower	1-5	0-3	5-6	1-0	1	7	2	1	0	1	0	23
Hutt	0-1	0-0	1-2	2-2	4	3	1	0	3	1	0	13
TEAM				4-4								
Totals	15-49	3-24	21-31	14-27	41	23	54	8	26	3	5	200

VT	fg-a	3fg-a	ft-a	o-d	reb	f	pt	a	t	b	s	min
Matthews f	11-16	2-2	8-13	5-6	11	3	32	1	1	0	2	29
Collins f	4-9	0-0	2-3	1-4	5	1	10	1	2	1	1	26
Gordon g	2-13	1-6	2-4	4-5	9	1	7	6	1	0	8	34
Harris g	1-6	0-2	2-3	1-0	4	4	1	3	0	1	1	14
Salles g	3-5	1-2	0-1	0-2	2	2	7	2	1	0	4	32
Davis	1-3	0-1	0-0	0-4	4	2	1	1	0	1	1	17
Ritchie	0-2	0-1	0-0	1-1	2	1	0	1	1	0	0	4
Lattimore	0-1	0-0	1-2	1-0	1	0	1	0	0	1	1	5
Calloway	2-3	0-0	0-0	1-1	2	4	4	0	2	0	0	14
McCandies	3-6	0-0	0-0	1-1	5	6	0	1	2	1	1	13
Tucker	1-2	0-0	5-6	0-0	2	7	0	0	0	0	0	12
TEAM				3-0								
Totals	28-66	4-14	20-32	17-24	41	27	80	13	13	4	19	200

Halftime: VT 46-21. FG%: W&M .306, VT .424. 3FG%: W&M .125, VT .286. FT%: W&M .677, VT .625. Officials: Fran Connolly, Tony Greene, Gene Monje. Technical Fouls: W&M-Bench. Attendance: 4,866.

Game #9 • Dec. 30, 2003

W&M 82, Campbell 67
Williamsburg, VA • William and Mary Hall

Campbell	fg-a	3fg-a	ft-a	o-d	reb	f	pt	a	t	b	s	min
Aguiar f	1-4	0-0	1-4	4-0	4	4	3	0	1	0	0	13
Klein f	2-4	2-3	0-0	0-4	4	3	6	0	0	1	0	26
Marsh g	1-4	1-2	2-4	1-0	1	4	5	1	3	0	0	24
Atkinson g	5-8	1-3	2-4	0-0	0	1	13	2	0	2	0	36
Gray g	1-5	0-3	0-0	0-0	1	2	0	1	0	0	0	11
Parker	1-2	0-1	0-0	0-1	1	4	2	1	4	0	1	15
Gibson	2-8	0-1	4-6	2-1	3	0	8	0	2	0	0	17
Johnson, T.	7-15	2-5	0-0	2-2	4	4	16	1	3	0	0	19
McKeiver	0-2	0-0	0-0	0-2	2	0	0	0	2	0	1	7
Chester	1-1	0-0	0-0	1-0	1	0	2	0	0	1	0	8
Hunt	0-3	0-0	0-0	2-2	4	5	0	0	0	0	0	9
Dupre	3-5	0-0	4-7	3-3	6	4	10	1	2	0	2	15
TEAM				1-3								
Totals	24-61	6-18	13-25	16-18	34	30	67	11	20	2	6	200

W&M	fg-a	3fg-a	ft-a	o-d	reb	f	pt	a	t	b	s	min
Cope f	7-8	1-2	1-4	3-4	7	4	16	3	2	0	0	30
Hess f	5-13	0-6	9-12	2-3	5	2	19	2	0	1	0	36
Cofield f	6-10	0-0	4-5	3-3	6	4	16	1	6	1	2	24
D'Antoni g	3-9	0-3	1-2	0-4	4	1	7	8	0	0	1	38
Mokris g	3-6	2-4	1-3	2-2	4	4	9	2	2	0	4	28
Loehrke	1-1	0-0	0-0	1-3	4	4	2	1	1	0	0	8
Holtzmuller	0-0	0-0	0-0	0-0	0	0	0	0	0	0	0	1
Trumbower	3-7	0-4	2-3	0-1	1	8	3	3	0	0	0	22
Hutt	1-4	0-0	3-4	1-4	5	4	5	0	3	1	1	15
TEAM				3-1								
Totals	29-58	3-19	21-33	15-25	40	24	82	19	19	2	9	200

Halftime: CU 37-35. FG%: W&M .500, CU .393. 3FG%: W&M .158, CU .333. FT%: W&M .636, CU .520. Officials: Ray Natili, Gary Maxwell, Tim Nestor. Technical Fouls: CU (3)-Bench, T. Johnson, Aguiar. W&M-Mokris. Attendance: 1,604.

Game #10 • Jan. 3, 2004

#15 Pittsburgh 70, W&M 55
Pittsburgh, PA • Peterson Events Center

W&M	fg-a	3fg-a	ft-a	o-d	reb	f	pt	a	t	b	s	min
Hess f	6-12	4-6	0-0	0-3	3	5	16	6	1	0	4	36
Cofield f	2-7	0-0	0-0	4-2	6	3	4	1	1	0	3	33
Hutt c	0-0	0-0	0-1	1-3	4	5	0	0	2	1	0	11
D'Antoni g	3-10	1-4	0-1	0-0	0	4	7	6	5	0	0	36
Mokris g	1-1	0-0	0-1	0-0	0	3	2	1	0	0	0	15
Loehrke	1-2	0-0	0-0	0-1	1	3	2	1	0	0	0	7
Holtzmuller	1-2	1-2	0-0	0-1	1	0	3	1	0	0	0	9
Trumbower	2-3	1-2	0-0	1-2	3	0	5	1	0	0	0	23
Cope	6-12	3-6	1-3	1-0	1	1	16	0	2	0	0	30
TEAM				1								
Totals	22-49	10-20	1-6	7-12	19	24	55	17	12	1	7	200

Pittsburgh	fg-a	3fg-a	ft-a	o-d	reb	f	pt	a	t	b	s	min
Troutman f	6-8	0-1	6-7	2-0	2	4	18	6	3	1	1	31
Brown f	6-7	0-1	7-9	4-5	9	2	19	1	3	0	2	36
Taft c	4-5	0-0	1-4	1-5	6	9	1	2	1	1	1	18
Page g	0-9	0-8	4-7	0-3	3	0	4	2	4	1	0	35
Graves g	3-5	3-4	1-2	0-3	3	3	10	3	3	1	0	35
Demetrius	0-0	0-0	0-0	0-2	2	3	0	0	0	0	0	11
Kendall	0-0	0-0	0-0	0-0	0	0	0	0	0	0	0	3
McCarroll	2-4	0-0	1-2	2-3	5	0	5	3	1	3	0	20
Gray	0-0	0-0	0-0	0-0	0	0	0	0	0	0	0	1
Morris	2-2	0-0	1-3	0-2	2	1	5	0	0	0	0	10
TEAM				1-1								
Totals	23-40	3-14	21-34	10-24	34	13	70	16	18	7	4	200

Halftime: Pitt 35-26. FG%: W&M .449, Pitt .575. 3FG%: W&M .500, Pitt .214. FT%: W&M .167, Pitt .618. Officials: Frank Scagliotta, Doug Shows, Ray Perone. Technical Fouls: W&M-Bench. Attendance: 10,143.

Game #11 • Jan. 5, 2004

Virginia 84, W&M 71
Charlottesville, VA • University Hall

W&M	fg-a	3fg-a	ft-a	o-d	reb	f	pt	a	t	b	s	min
Cope f	4-10	1-3	3-3	0-6	6	2	12	0	3	0	0	34
Hess f	7-14	3-7	3-7	0-8	8	3	20	2	6	0	0	36
Cofield f	7-12	0-0	3-8	3-4	7	2	17	4	0	1	0	30
D'Antoni g	3-9	2-5	2-2	1-2	3	3	10	4	3	0	1	29
Mokris g	2-4	0-2	0-0	3-1	4	2	4	0	1	0	0	25
Loehrke	1-4	0-0	0-0	1-0	1	5	2	1	0	1	0	14
Holtzmuller	1-1	0-0	1-2	1-0	1	0	3	1	2	0	0	8
Trumbower	1-4	0-2	1-2	0-4	4	0	3	0	0	0	0	20
Hutt	0-0	0-0	0-0	0-0	0	0	0	0	0	0	1	4
TEAM				3-2								
Totals	26-58	6-19	13-24	12-27	39	17	71	12	15	2	2	200

Virginia	fg-a	3fg-a	ft-a	o-d	reb	f	pt	a	t	b	s	min
Byars f	2-8	1-4	0-0	1-1	2	3	5	1	1	1	0	27
Smith f	9-15	2-8	2-3	1-4	5	3	22	8	1	0	3	32
Brown c	8-12	0-0	6-9	2-5	7	1	22	1	2	1	1	29
Billet g	4-8	3-5	0-0	0-3	3	3	11	4	1	0	0	28
Forbes g	2-6	0-2	1-2	2-3	5	3	5	2	1	2	0	29
Reynolds	2-5	2-5	2-2	0-0	0	4	8	2	0	0	0	20
Mapp	0-1	0-0	0-0	0-0	0	1	0	0	0	0	0	6
Bannister	0-0	0-0	1-2	0-1	1	2	1	2	0	1	1	15
Cain	1-1	0-0	0-0	0-2	2	2	0	0	0	0	0	3
Minter	4-8	0-0	0-0	0-3	3	0	8	1	0	1	2	11
TEAM				1-2								
Totals	32-64	8-24	12-18	7-24	31	22	84	21	6	7	200	

Halftime: UVA 48-37. FG%: W&M .448, UVA .500. 3FG%: W&M .316, UVA .333. FT%: W&M .542, UVA .667. Officials: Jim Haney, William Bush, William Humes. Attendance: 6,354.

Game #12 • Jan. 7, 2004

UNC Wilmington 67, W&M 59
Wilmington, NC • Trask Coliseum

W&M	fg-a	3fg-a	ft-a	o-d	reb	f	pt	a	t	b	s	min
Cope f	3-9	0-3	0-0	2-7	9	4	6	2	5	0	1	26
Hess f	6-16	1-6	8-10	3-3	6	2	21	1	1	0	0	34
Cofield f	7-10	0-0	0-1	2-6	8	3	14	1	2	0	1	35
D'Antoni g	1-8	0-3	0-0	1-4	5	2	4	1	0	0	0	33
Mokris g	2-7	1-4	4-6	3-4	7	3	9	1	3	0	0	33
Loehrke	3-5	0-0	1-2	1-4	5	1	7	2	1	2	0	16
Holtzmuller	0-1	0-1	0-0	0-0	0	0	0	0	1	0	1	7
Trumbower	0-2	0-1	0-1	0-0	0	0	0	0	1	1	0	16
TEAM				0-2								
Totals	22-58	2-18	13-20	12-30	42	18	59	13	14	2	3	200

UNCW	fg-a	3fg-a	ft-a	o-d	reb	f	pt	a	t	b	s	min
Gunn f	0-2	0-1	0-0	1-0	1	1	0	0	2	0	0	15
Wyrick f	2-3	1-2	0-0	3-2	5	5						

2003-04 Box Scores

Game #15 • Jan. 17, 2004

Drexel 80, W&M 76

Williamsburg, VA • William and Mary Hall

W&M	fg-a	3fg-a	ft-a	o-d	reb	f	pt	a	t	b	s	min
Brooks f	6-9	0-0	4-6	2-3	5	4	16	3	1	0	0	25
Whitworth f	12-17	6-9	0-0	1-2	3	1	30	1	0	0	2	32
Mason g	2-4	0-1	1-4	0-2	2	1	5	3	0	0	1	26
Goss g	6-15	0-12	3-4	0-0	0	2	21	5	2	0	0	35
King g	1-7	0-4	2-2	1-0	1	3	4	2	1	0	0	26
Sanchez	0-3	0-0	2-3	3-6	9	4	2	4	0	1	0	29
Miller	0-0	0-0	0-0	1-0	1	1	0	0	0	0	0	2
Crawford	1-1	0-0	0-0	0-3	3	4	2	0	2	1	0	14
Hinds	0-4	0-2	0-0	0-1	1	1	0	1	0	0	0	7
Stevenson	0-0	0-0	0-0	0-0	0	1	0	0	0	0	0	4
TEAM				1-2	3							
Totals	28-60	12-28	12-19	9-19	28	22	80	19	6	2	3	200

W&M	fg-a	3fg-a	ft-a	o-d	reb	f	pt	a	t	b	s	min
Cope f	8-14	3-6	2-2	3-8	11	1	21	1	4	0	0	32
Hess f	5-14	1-5	7-8	5-5	10	3	18	1	2	0	0	35
Cofield f	5-11	0-0	7-10	2-3	5	3	17	2	5	0	1	33
D'Antoni g	2-5	1-4	0-0	0-3	3	3	5	8	2	0	1	34
Mokris g	2-3	0-0	3-5	1-0	1	7	1	2	0	1	1	22
Loehrke	2-4	0-0	0-0	0-0	2	4	1	0	0	0	0	8
Holtzmuller	0-2	0-2	0-0	0-1	1	0	0	1	0	0	1	6
Trumbower	0-0	0-0	2-2	1-1	2	2	2	2	0	0	0	24
Hutt	1-2	0-0	0-2	2-1	3	4	2	0	0	0	0	6
TEAM				1-4	5							
Totals	25-55	5-17	21-29	15-26	41	19	76	17	15	0	4	200

Halftime: W&M 38-35, FG%: W&M .455, DU .467, 3FG%: W&M .294, DU .429, FT%: W&M .724, DU .632. Officials: Manny Upton, Joey Caruthers, Robert Pennington. Attendance: 2,093.

Game #16 • Jan. 21, 2004

Delaware 93, W&M 82 (ot)

Newark, DE • Carpenter Center

W&M	fg-a	3fg-a	ft-a	o-d	reb	f	pt	a	t	b	s	min
Cope f	3-8	1-2	2-4	4-5	9	5	9	1	2	1	1	35
Hess f	8-19	3-7	10-11	2-2	4	4	29	1	1	1	1	36
Cofield f	7-12	0-0	7-11	2-9	11	1	21	1	3	0	2	38
Trumbower g	0-5	0-4	1-2	0-0	2	1	5	2	0	0	0	36
D'Antoni g	2-12	1-7	3-4	1-3	4	3	8	5	3	0	1	39
Loehrke	5-6	0-0	0-1	1-2	2	10	0	1	1	0	1	19
Holtzmuller	0-0	0-0	0-0	0-2	2	1	0	0	1	0	0	2
Mokris	2-4	0-1	0-0	2-1	3	2	4	1	2	1	0	18
Hutt	0-0	0-0	0-0	0-0	0	2	0	1	0	0	0	2
TEAM				2-1	3							
Totals	27-66	5-21	23-32	14-24	38	22	82	15	15	4	5	225

Delaware	fg-a	3fg-a	ft-a	o-d	reb	f	pt	a	t	b	s	min
Nana f	6-11	2-2	5-5	4-7	11	3	19	3	4	1	1	29
Went f	1-4	0-0	2-2	1-2	3	5	4	0	1	0	2	16
Madera c	3-8	0-0	4-4	2-4	6	3	10	0	0	0	0	16
Slattery g	7-13	3-4	0-0	0-1	1	1	17	9	2	0	3	43
Ames g	2-9	0-3	0-4	1-1	2	0	7	2	1	0	0	41
Washington	1-2	1-2	0-0	0-0	0	0	3	0	1	0	0	2
Courtney	8-9	3-3	1-2	2-8	10	4	20	2	1	0	0	24
Smith	1-2	0-0	2-3	0-3	3	2	4	0	1	1	0	20
Olawayo	1-2	0-0	0-0	1-2	3	2	2	0	1	0	1	11
Lunn	2-9	1-4	2-2	1-1	2	5	7	0	5	2	0	23
TEAM				1-0	1							
Totals	32-69	10-18	19-22	13-29	42	25	93	16	17	4	7	225

Halftime: W&M 32-31, Regulation: 79-79, FG%: W&M .409, DU .464, 3FG%: W&M .238, DU .556, FT%: W&M .719, DU .864. Officials: Bill Humes, Raymond Styons, Dan Stryfeler. Attendance: 4,172.

Game #17 • Jan. 24, 2004

Hofstra 98, W&M 71

Hempstead, NY • Hofstra Arena

W&M	fg-a	3fg-a	ft-a	o-d	reb	f	pt	a	t	b	s	min
Cope f	5-11	1-4	1-1	2-1	3	1	12	2	5	0	1	29
Hess f	6-16	1-6	4-6	1-7	8	4	17	2	2	0	1	36
Cofield f	10-13	0-0	4-7	1-6	7	2	24	0	5	0	1	31
Trumbower g	0-5	0-2	1-2	0-0	0	2	1	3	1	0	1	21
D'Antoni g	0-4	0-4	0-0	0-3	3	3	0	10	2	0	2	34
Holtzmuller	0-1	0-1	0-0	0-0	0	0	0	0	0	0	0	5
Mokris	2-6	1-3	2-2	0-0	0	2	7	2	1	0	2	19
Sorenson	2-3	0-0	0-2	1-0	1	2	4	0	0	0	1	8
Hutt	3-7	0-0	0-1	4-2	6	4	6	1	2	2	0	17
TEAM				2-1	3							
Totals	28-66	3-20	12-21	11-20	31	20	71	20	18	2	9	200

Hofstra	fg-a	3fg-a	ft-a	o-d	reb	f	pt	a	t	b	s	min
Adeleke f	6-11	0-0	8-13	6-3	9	1	20	2	2	3	0	31
Walker f	4-6	1-1	0-0	2-2	4	5	9	1	0	2	0	16
Gibson c	10-14	0-0	0-0	1-5	6	3	20	2	2	1	1	32
Stokes g	4-12	0-0	8-12	1-4	5	1	16	9	2	0	3	35
Rivera g	6-12	4-8	0-0	0-6	6	1	16	5	4	0	5	35
Jones	1-1	0-0	0-0	1-1	2	1	2	0	2	0	0	3
Washington	1-2	0-1	0-0	0-0	0	2	2	0	1	0	0	3
Souffrant	0-1	0-1	0-0	0-0	0	0	0	0	0	0	0	5
Radziejewski	2-5	2-3	0-0	4-6	10	4	6	1	3	1	1	28
Kiezza	1-2	0-0	0-0	1-0	1	2	2	0	0	0	0	5
Alston	2-4	0-0	1-2	0-2	2	1	5	0	0	1	0	7
TEAM				2-2	4							
Totals	37-70	7-14	17-27	18-31	49	21	98	20	16	8	10	200

Halftime: HU 49-30, FG%: W&M .424, HU .529, 3FG%: W&M .150, HU .500, FT%: W&M .571, HU .630. Officials: Steve Gordon, George Harry, Jim Koskinen. Attendance: 2,415.



At Delaware, sophomore forward **Corey Cofield**, the 2004 CAA Rookie of the Year, recorded the first of his team-high six double-doubles on the season with 21 points and 11 rebounds.

Game #18 • Jan. 26, 2004

W&M 86, Old Dominion 77

Williamsburg, VA • William and Mary Hall

ODU	fg-a	3fg-a	ft-a	o-d	reb	f	pt	a	t	b	s	min
Waller f	5-11	4-7	0-0	3-1	4	3	14	1	0	0	1	30
Dahi f	2-7	0-0	4-4	1-3	4	3	8	2	1	0	1	22
Loughton f	7-13	0-1	5-7	0-5	5	3	19	3	2	0	1	34
Hunter g	6-15	4-9	0-0	0-0	0	2	16	2	0	0	2	28
Williamson g	0-2	0-2	0-1	1-1	2	1	0	3	1	0	1	18
Waldon	1-1	0-0	1-1	0-2	2	3	3	0	2	0	0	9
Lidonde	1-2	1-1	0-0	0-0	0	1	3	0	0	0	0	10
Nance	0-4	0-3	0-0	0-2	2	1	0	7	0	0	1	21
Thomas	2-5	1-3	0-0	0-0	0	2	5	1	1	0	1	12
Vasylius	4-5	0-0	1-2	1-0	1	4	9	1	2	0	1	15
Mrksic	0-0	0-0	0-0	0-0	0	0	0	0	0	0	0	1
TEAM				1-2	3							
Totals	28-65	10-26	11-15	7-16	23	23	77	20	9	0	9	200

W&M	fg-a	3fg-a	ft-a	o-d	reb	f	pt	a	t	b	s	min
Cope f	4-6	1-3	2-2	0-4	4	5	11	2	2	0	1	23
Hess f	6-11	1-3	6-6	1-6	7	1	19	4	3	0	2	38
Cofield f	6-13	0-0	3-5	5-5	10	3	15	1	3	0	1	33
Loehrke c	5-8	0-0	4-5	0-5	5	5	14	2	3	0	1	27
D'Antoni g	5-8	1-2	4-6	0-7	7	1	15	6	1	0	0	35
Holtzmuller	0-1	0-1	0-0	0-1	1	0	0	1	2	0	0	5
Trumbower	1-2	1-2	0-0	1-1	2	1	3	1	1	0	0	10
Mokris	2-5	1-3	1-1	0-1	1	0	6	2	1	0	0	19
Hutt	1-1	0-0	1-2	3-1	4	2	3	3	0	0	1	10
TEAM				2-2	4							
Totals	30-55	5-14	21-27	12-33	45	18	86	22	16	0	6	200

Halftime: W&M 38-28, FG%: W&M .545, ODU .431, 3FG%: W&M .357, ODU .385, FT%: W&M .778, ODU .733. Officials: Larry Rose, Duke Edsall, Chuck Pitts. Attendance: 2,043.

Game #19 • Jan. 28, 2004

W&M 99, James Madison 86

Harrisonburg, VA • Convocation Center

W&M	fg-a	3fg-a	ft-a	o-d	reb	f	pt	a	t	b	s	min
Cope f	7-9	1-2	3-3	3-2	5	2	18	4	2	1	1	26
Hess f	4-12	3-9	4-4	3-3	6	3	15	7	3	0	3	36
Cofield f	6-10	0-0	6-8	2-3	5	2	18	2	1	0	2	31
Loehrke c	3-3	0-0	0-0	1-1	2	4	6	0	3	1	0	14
D'Antoni g	6-8	6-7	4-4	0-4	4	1	22	4	0	1	1	36
Holtzmuller	0-0	0-0	0-0	0-0	0	0	0	2	0	0	0	2
Trumbower	0-1	0-1	2-2	1-1	2	1	2	1	0	0	0	20
Mokris	5-10	2-4	0-0	1-2	3	2	12	0	1	0	0	20

2003-04 Box Scores

Game #22 • Feb. 7, 2004


Drexel 83, W&M 72

Philadelphia, PA • Daskalakis Athletic Center

W&M	fg-a	3fg-a	ft-a	o-d	reb	f	pt	a	t	b	s	min
Cope f	6-16	1-6	0-0	2-6	8	2	13	0	3	0	1	32
Hess f	14-21	3-7	5-5	2-4	6	3	36	4	3	0	1	36
Cofield f	5-11	0-0	8-8	5-8	13	2	18	0	3	0	1	34
Loehrke c	0-1	0-0	0-0	0-0	0	0	0	0	0	0	0	3
D'Antoni g	1-7	1-6	0-0	0-1	1	2	3	6	3	0	0	38
Trumbower	0-3	0-3	0-0	1-1	2	3	0	2	3	0	2	21
Markham	0-0	0-0	0-0	0-1	1	0	0	1	1	1	0	7
Mokris	0-3	0-2	0-0	0-2	2	0	0	1	1	0	0	9
Hutt	1-1	0-0	0-0	1-3	4	4	2	2	0	5	0	20
TEAM				3-0	3							
Totals	27-63	5-24	13-13	14-26	40	16	72	16	17	6	5	200

Drexel	fg-a	3fg-a	ft-a	o-d	reb	f	pt	a	t	b	s	min
Brooks f	10-18	0-0	1-4	1-6	7	1	21	2	0	4	4	31
Whitworth f	6-8	3-5	2-2	1-2	3	1	17	0	0	0	2	31
Mason g	3-6	0-0	2-2	1-2	3	2	8	5	2	0	2	32
Goss g	7-10	5-8	3-4	0-2	2	4	22	4	1	0	1	32
King g	5-11	0-2	2-2	1-7	8	2	12	5	2	0	0	30
Sanchez	1-6	0-0	0-0	2-0	2	1	2	1	1	0	0	15
Crawford	0-2	0-0	0-0	0-0	1	0	1	0	0	0	0	9
Hinds	0-3	0-2	1-2	2-1	3	2	1	7	1	1	1	20
TEAM				1-2	3							
Totals	32-64	8-17	11-16	9-22	31	14	83	25	7	5	10	200

Halftime: DU 40-33. FG%: W&M .429, DU .500. 3FG%: W&M .208, DU .471. FT%: W&M 1.000, DU .688. Officials: Duke Edsall, Ray Natili, Tim Kelly. Attendance: 1,935.



2004 graduate Adam Hess, a first team Academic All-American and All-CAA selection, scored a career-high 36 points on 14-21 shooting from the floor in W&M's game at Drexel.

Game #23 • Feb. 11, 2004

Delaware 73, W&M 68

Williamsburg, VA • William and Mary Hall

Delaware	fg-a	3fg-a	ft-a	o-d	reb	f	pt	a	t	b	s	min
Wentt f	5-9	0-0	0-4	2-8	10	3	10	2	3	2	0	24
Madera c	0-6	0-0	0-0	2-2	4	4	0	1	0	1	0	14
Slattery g	3-6	2-3	0-0	2-4	6	3	8	5	3	0	0	35
Ames g	6-11	3-7	3-4	0-2	2	3	18	0	0	0	2	31
Lunn g	3-9	0-3	1-4	3-2	5	4	7	6	1	1	0	30
Prothro	0-0	0-0	0-0	0-0	0	1	0	0	0	0	0	2
Maepa	3-5	0-0	3-4	1-2	3	2	9	0	1	0	2	15
Washington	2-5	1-3	2-2	0-0	0	2	7	0	1	0	2	13
Courtney	1-6	0-3	3-3	0-1	1	1	5	0	0	0	1	10
Smith	2-4	0-0	1-2	3-2	5	4	5	0	1	1	2	15
Olawaye	1-3	0-0	2-2	0-0	0	1	4	0	0	0	0	11
TEAM				2-2	4							
Totals	26-64	6-19	15-25	15-25	40	28	73	14	11	4	10	200

W&M	fg-a	3fg-a	ft-a	o-d	reb	f	pt	a	t	b	s	min
Cope f	3-9	2-4	3-4	0-3	3	2	11	3	3	0	0	28
Hess f	4-12	2-6	1-5	2-3	5	5	11	1	0	0	0	27
Cofield f	1-6	0-0	11-17	2-6	8	3	13	1	3	1	0	32
Loehrke c	2-5	0-0	1-2	0-2	2	3	5	3	2	2	0	16
D'Antoni g	3-6	0-1	3-3	0-4	4	3	9	4	3	0	1	36
Trumbower	1-2	0-1	0-0	1-0	1	1	2	2	2	0	0	15
Mokris	5-7	5-6	0-0	1-3	4	2	15	0	1	0	1	26
Hutt	0-3	0-0	2-3	1-7	8	4	2	0	1	1	0	20
TEAM				4-2	6							
Totals	19-50	9-18	21-34	11-30	41	23	68	14	15	4	3	200

Halftime: W&M 28-27. FG%: W&M .380, UD .406. 3FG%: W&M .500, UD .316. FT%: W&M .618, UD .600. Officials: Bernard Clinton, Jr., Mark Schnur, Joyce Caruthers. Attendance: 1,932.

Game #24 • Feb. 14, 2004

Hofstra 78, W&M 69

Williamsburg, VA • William and Mary Hall

Hofstra	fg-a	3fg-a	ft-a	o-d	reb	f	pt	a	t	b	s	min
Walker f	2-7	1-2	4-5	0-4	4	3	9	1	0	1	0	23
Kieza f	2-3	1-2	0-0	0-3	3	2	5	1	4	1	0	19
Adeleke c	7-11	0-0	3-5	6-5	11	4	17	0	3	0	1	37
Stokes g	8-13	2-3	7-14	0-4	4	3	25	3	6	0	1	35
Washington g	2-6	0-3	0-0	0-0	0	4	4	6	2	0	1	28
Souffrant	1-3	0-1	0-0	1-1	2	2	2	3	1	0	0	18
Radziejewski	6-9	4-6	0-0	2-5	7	3	16	2	1	0	1	27
Alston	0-2	0-0	0-0	0-2	2	1	0	0	1	0	1	6
TEAM				1-0	1							
Totals	28-54	8-17	14-24	10-24	34	21	78	16	18	2	7	200

W&M	fg-a	3fg-a	ft-a	o-d	reb	f	pt	a	t	b	s	min
Cope f	2-7	1-3	2-4	1-1	2	0	7	1	1	0	1	23
Hess f	8-16	3-6	7-7	4-3	7	3	26	3	3	0	4	36
Cofield f	4-8	0-0	5-10	4-9	13	1	13	0	3	0	2	31
Loehrke c	2-4	0-0	0-0	0-0	0	1	4	0	2	1	0	13
D'Antoni g	1-4	0-2	2-2	0-2	2	3	4	4	4	1	0	32
Holtzmuller	0-0	0-0	0-0	0-0	0	0	0	0	0	0	0	3
Trumbower	0-0	0-0	0-0	0-0	0	1	0	1	0	0	0	9
Markham	2-6	1-3	0-0	1-0	1	2	5	1	0	1	0	17
Mokris	2-7	1-6	2-2	0-5	5	4	7	1	2	0	0	23
Hutt	0-1	0-0	3-4	1-1	2	5	3	1	0	0	2	13
TEAM				1-1	2							
Totals	21-53	6-20	21-29	12-22	34	20	69	12	16	2	10	200

Halftime: HU 32-28. FG%: W&M .396, HU .519. 3FG%: W&M .300, HU .471. FT%: W&M .724, HU .583. Officials: Manny Upton, Dwayne Gladden, Tim Clougherty. Attendance: 1,896.

Game #25 • Feb. 18, 2004

W&M 74, Towson 68

Williamsburg, VA • William and Mary Hall

Towson	fg-a	3fg-a	ft-a	o-d	reb	f	pt	a	t	b	s	min
Hamm f	5-7	0-0	2-2	1-1	2	4	12	2	1	0	0	26
Pease f	4-9	3-7	0-0	1-1	2	3	11	1	1	0	1	24
Dixon c	1-1	0-0	0-1	0-0	0	2	2	2	0	0	0	12
Green g	6-10	3-6	2-2	3-4	7	3	17	9	5	0	3	40
Gilchrist g	6-15	1-5	0-0	1-0	1	3	13	5	1	0	1	39
Jackson	0-4	0-2	0-0	0-1	1	2	0	0	0	0	2	7
Petkunas	0-0	0-0	0-0	0-1	1	0	0	0	0	3	0	6
Tubbs	2-6	2-2	3-6	2-2	4	3	9	0	0	0	0	24
Goode	0-3	0-0	2-6	4-0	4	3	2	0	0	0	0	9
Plack	1-2	0-0	0-1	0-1	1	2	0	2	0	0	1	13
TEAM				2-2	4							
Totals	25-57	9-22	9-18	14-13	27	24	68	19	13	0	7	200

W&M	fg-a	3fg-a	ft-a	o-d	reb	f	pt	a	t	b	s	min
Cope f	1-5	1-4	2-2	0-3	3	4	5	0	0	1	0	23
Hess f	8-13	1-3	4-4	3-4	7	2	21	1	2	1	0	33
Cofield f	5-8	0-0	8-11	7-4	11	1	18	4	2	2	1	34
Loehrke c	2-5	0-0	0-0	2-1	3	0	4	1	0	0	0	8
D'Antoni g	1-7	1-2	3-6	0-2	2	3	6	3	3	0	2	34
Trumbower	0-0	0-0	0-0	0-0	0	0	0	0	0	1	0	4
Markham	3-6	1-2	0-0	1-1	2	3	7	5	0	2	2	24
Mokris	1-3	1-2	3-4	0-2	2	6	0	1	0	1	0	16
Hutt	2-3	0-0	3-4	3-5	8	3	7	1	1	5	1	24
TEAM				0-1	1							
Totals	23-50	5-13	23-31	16-23	39	18	74	18	15	8	8	200

Halftime: W&M 31-22. FG%: W&M .460, TU .439. 3FG%: W&M .385, TU .409. FT%: W&M .742, TU .500. Officials: Stephen Gordon, Mike Eades, Roger Ayers, Jr. Attendance: 1,845.

Game #26 • Feb. 25, 2004

Old Dominion 79, W&M 76

Norfolk, VA • Constant Convocation Center

W&M	fg-a	3fg-a	ft-a	o-d	reb	f	pt	a	t	b	s	min
Cope f	4-8	3-4	4-4	1-3	4	4	15	1	4	0	1	29
Hess f	7-16	1-4	5-6	3-3	6	3	20	1	0	0	1	39
Cofield f	5-11	0-0	8-10	2-4	6	3	18	1	4	0	0	34
Loehrke c	2-2	0-0	0-0	2-4	4	3	4	1	0	0	0	15
D'Antoni g	2-7	1-3	0-0	0-1	1	0	5	9	2	0	1	37
Trumbower	0-1	0-1	0-0	0-0	0	0	0	0	1	0	0	7
Markham	0-1	0-0	0-0	0-2	2	1	0	4	0	0	0	10
Mokris	4-7	3-3	3-3	0-4	2	14	1	1	0	1	1	12
Hutt	0-0	0-0	0-0	0-2	2	5	0	1	3</			

Coaching Records by Season

Year	Coach	W-L	Pct
1905-06	J. Merrill Blanchard	4-1	.800
1906-07	H.W. Withers	1-4	.200
1907-08	F.M. Crawford	1-4	.200
1908-09	F.M. Crawford	7-3	.700
1909-10	F.M. Crawford	1-3	.250
1910-11	F.M. Crawford	3-1	.750
1911-12	W.J. Young	2-5	.286
1912-13	W.J. Young	8-1	.889
1913-14	D.W. Draper	3-6	.333
1914-15	D.W. Draper	5-8	.385
1915-16	D.W. Draper	7-4	.636
1916-17	S.H. Hubbard	4-9	.308
1917-18	H.K. Young	6-11	.353
1918-19	V.M. Geddy	3-6	.333
1919-20	James G. Driver	5-7	.417
1920-21	James G. Driver	8-3	.727
1921-22	James G. Driver	10-2	.833
1922-23	James G. Driver	8-4	.667
1923-24	J. Wilder Tasker	7-13	.350
1924-25	J. Wilder Tasker	11-6	.647
1925-26	J. Wilder Tasker	9-8	.529
1926-27	J. Wilder Tasker	7-8	.467
1927-28	J. Wilder Tasker	16-4	.800
1928-29	L. Tucker Jones	9-11	.450
1929-30	John Kellison	16-6	.727
1930-31	John Kellison	13-4	.765
1931-32	John Kellison	13-6	.684
1932-33	John Kellison	13-5	.722
1933-34	John Kellison	4-9	.308
1934-35	Tom Dowler	10-5	.667
1935-36	Tom Dowler	11-6	.647

Southern Conference

Year	Coach	Overall		Conference		
		W-L	Pct	W-L	Pct.	Place
1936-37	Tom Dowler	0-18	.000	0-13	.000	16th
1937-38	John Kellison	2-10	.167	0-8	.000	15th
1938-39	John Kellison	9-12	.429	4-9	.308	12th
1939-40	Dwight Steussey	13-10	.565	6-5	.545	8th
1940-41	Dwight Steussey	15-10	.600	8-3	.727	2nd
1941-42	Dwight Steussey	15-9	.625	8-4	.667	5th
1942-43	Dwight Steussey	11-10	.524	6-4	.600	6th
1943-44	Rube McCray	10-11	.476	1-3	.250	10th
1944-45	Rube McCray	7-10	.412	3-4	.429	7th
1945-46	S.B. Holt	10-10	.500	5-5	.500	6th
1946-47	Richard F. Gallagher	14-12	.538	6-6	.500	9th
1947-48	Bernard E. Wilson	13-10	.565	8-7	.533	8th
1948-49	Bernard E. Wilson	24-10	.706	10-3	.769	2nd
1949-50	Bernard E. Wilson	23-9	.719	12-4	.750	2nd
1950-51	Bernard E. Wilson	20-11	.645	13-6	.684	4th
1951-52	H. Lester Hooker	15-13	.536	10-6	.625	8th
1952-53	Boydston H. Baird	10-13	.435	6-13	.316	12th
1953-54	Boydston H. Baird	9-14	.391	6-5	.545	5th
1954-55	Boydston H. Baird	11-14	.440	7-5	.583	6th
1955-56	Boydston H. Baird	12-14	.462	9-7	.563	5th
1956-57	Boydston H. Baird	9-18	.333	7-11	.389	6th
1957-58	William B. Chambers	15-14	.517	9-9	.500	5th
1958-59	William B. Chambers	13-11	.542	7-7	.500	4th
1959-60	William B. Chambers	15-11	.577	10-5	.667	3rd
1960-61	William B. Chambers	14-10	.583	9-6	.600	4th
1961-62	William B. Chambers	7-17	.292	5-11	.313	8th
1962-63	William B. Chambers	15-9	.625	10-5	.667	3rd
1963-64	William B. Chambers	9-13	.409	5-9	.357	7th
1964-65	William B. Chambers	12-13	.480	6-8	.429	6th
1965-66	William B. Chambers	13-12	.520	8-3	.727	3rd
1966-67	Warren Mitchell	14-11	.560	8-5	.615	3rd
1967-68	Warren Mitchell	6-18	.250	4-10	.286	8th
1968-69	Warren Mitchell	6-20	.231	3-8	.273	7th

1969-70	Warren Mitchell	11-16	.407	5-7	.417	5th
1970-71	Warren Mitchell	11-16	.408	7-3	.700	2nd
1971-72	Warren Mitchell	10-17	.370	6-4	.600	3rd
1972-73	Ed Ashnault	10-17	.370	5-6	.455	5th
1973-74	Ed Ashnault	9-18	.333	5-6	.455	5th
1974-75	George Balanis	16-12	.571	6-5	.545	3rd
1975-76	George Balanis	15-13	.536	8-3	.727	2nd
1976-77	George Balanis	16-14	.533	7-4	.636	4th
Totals	41 seasons	489-530	.480	268-255	.512	

ECAC South

Year	Coach	Overall		Conference		
		W-L	Pct	W-L	Pct.	Place
1977-78	Bruce Parkhill	16-10	.615			
1978-79	Bruce Parkhill	9-17	.346			
1979-80	Bruce Parkhill	12-15	.444			
1980-81	Bruce Parkhill	16-12	.571			
1981-82	Bruce Parkhill	16-12	.571			
1982-83	Bruce Parkhill	20-9	.690	9-0	1.000	1st
1983-84	Barry Parkhill	14-14	.500	6-4	.500	2nd
1984-85	Barry Parkhill	16-12	.571	9-5	.643	4th
Totals	Eight seasons	119-101	.541	24-9	.727	

Colonial Athletic Association

Year	Coach	Overall		Conference		
		W-L	Pct	W-L	Pct.	Place
1985-86	Barry Parkhill	8-20	.286	3-11	.214	6th
1986-87	Barry Parkhill	5-22	.185	2-12	.143	8th
1987-88	Chuck Swenson	10-19	.345	5-9	.357	6th
1988-89	Chuck Swenson	5-23	.179	3-11	.214	7th
1989-90	Chuck Swenson	6-22	.214	2-12	.143	8th
1990-91	Chuck Swenson	13-15	.464	6-8	.429	5th
1991-92	Chuck Swenson	10-19	.345	3-11	.214	7th
1992-93	Chuck Swenson	14-13	.519	6-8	.429	4th
1993-94	Chuck Swenson	4-23	.148	2-12	.143	8th
1994-95	Charlie Woollum	8-19	.296	6-8	.429	6th
1995-96	Charlie Woollum	10-16	.385	6-10	.375	6th
1996-97	Charlie Woollum	12-16	.429	8-8	.500	5th
1997-98	Charlie Woollum	20-7	.741	13-3	.813	1st
1998-99	Charlie Woollum	8-19	.296	3-13	.188	8th
1999-00	Charlie Woollum	11-17	.393	6-10	.375	6th
2000-01	Rick Boyages	11-17	.393	7-9	.438	5th
2001-02	Rick Boyages	10-19	.345	7-11	.389	6th
2002-03	Rick Boyages	12-16	.429	7-11	.389	8th
2003-04	Tony Shaver	7-21	.250	4-14	.222	8th

No conference	225-173	.565			
Southern Conf.	489-530	.480	268-255	.512	
ECAC South	119-101	.541	24-9	.727	
CAA	184-343	.349	99-191	.341	
Totals	1017-1147	.470	391-455	.462	

All-Time Coaching Records

Coach	Rec.	Pct.	Coach	Rec.	Pct.
J. Merrill Blanchard	4-1	.800	S.B. Holt	10-10	.500
H.W. Withers	4-1	.800	Richard F. Gallagher	14-12	.538
F.M. Crawford	12-11	.522	Bernard E. Wilson	80-40	.667
W.J. Young	10-6	.625	H. Lester Hooker	15-13	.536
D.W. Draper	15-18	.454	Boydston H. Baird	51-73	.411
S.H. Hubbard	4-9	.307	Bill Chambers	113-110	.507
H.K. Young	6-11	.352	Warren Mitchell	58-98	.372
V.M. Geddy	3-6	.333	Ed Ashnault	19-35	.352
James G. Driver	31-17	.646	George Balanis	47-39	.546
J. Wilder Tasker	49-44	.527	Bruce Parkhill	89-75	.543
L. Tucker Jones	9-11	.450	Barry Parkhill	43-68	.387
John Kellison	70-52	.574	Chuck Swenson	62-134	.316
Tom Dowler	21-29	.420	Charlie Woollum	69-84	.423
Dwight Steussey	53-40	.570	Rick Boyages	33-52	.388
Rube McCray	16-22	.421	Tony Shaver	7-21	.250

Honors and Awards

NCAA Records

Rebounds (Individual, Single Game)

51 Bill Chambers vs. Virginia
(2/14/53)

Player Awards

U.S. Basketball Writers Association Most Courageous Award


1978 John Kratzer

All-America

1949 Chet Giermak (Helms Athletic Foundation)
1950 Chet Giermak (NABC-2)
1953 Bill Chambers (Helms Athletic Foundation)
1955 Johnny Mahoney (Helms Athletic Foundation-3)
1961 Jeff Cohen (Helms Athletic Foundation)
1981 Mike Strayhorn (HM)

Academic All-America

1950 Chet Giermak
1983 Keith Cieplicki (3)
1984 Keith Cieplicki (3)
1985 Keith Cieplicki (1)
2003 Adam Hess (2)
2004 Adam Hess (1)



Bill Chambers

NCAA Post-Graduate Scholarship

1985 Keith Cieplicki
2004 Adam Hess

NABC All-District

1950 Chet Giermak
1952 Bill Chambers (HM)
1961 Jeff Cohen (HM)
1981 Mike Strayhorn (2)
1983 Keith Cieplicki (2)
1985 Keith Cieplicki (2)
1988 Tim Trout (2)
1998 Randy Bracy (1)
2003 Adam Hess (1)
2004 Adam Hess (1)

State Player of the Year

1965 Martin Morris
2003 Adam Hess (VaSID)

VaSID All-State Team

2003 Adam Hess
2004 Adam Hess

VaSID Academic All-State

2003 Adam Hess
2004 Adam Hess (HM)

Southern Conference Athlete of the Year

1961 Jeff Cohen

Southern Conference Men's Basketball Player of the Year

1961 Jeff Cohen
1971 Tom Jasper

All-Southern Conference

1947 Chet Giermak (2)
1949 Chet Giermak (1)
1950 Chet Giermak (1)
1951 Perry Lewis (2)
Ed McMillan (2)
1952 Bill Chambers (2)
1953 Bill Chambers (2)
1958 Roy Lange (1)
1959 Roy Lange (1)
Jeff Cohen (2)
1960 Jeff Cohen (1)
Bev Vaughan (2)
1961 Jeff Cohen (1)
1963 Roger Bergey (2)
1964 Dave Hunter (2)
1966 Ben Pomeroy (1)
1967 Ben Pomeroy (1)
Ron Panneton (2)
1968 Bob Sherwood (1)
1970 Bob Sherwood (2)
1971 Tom Jasper (1)
Steve Dodge (2)



Keith Cieplicki

1972 Jeff Trammell (2)
1973 Mike Arizin (2)
1974 Mike Arizin (2)
1975 Ron Satterthwaite (1)
1976 John Lowenhaupt (1)
Ron Satterthwaite (2)
1977 John Lowenhaupt (2)

Southern Conference Tournament MVP

1948 Jere Bunting
1949 Chet Giermak

Southern Conference All-Tournament Team

1942 Glenn Knox (1)
Al Vandeweghe (1)
1945 Stan Magdziak (2)
1948 Jere Bunting (1)
1949 Chet Giermak (1)
1950 Ed McMillan (1)
1951 Ed McMillan (1)
1952 Bill Chambers (2)
1958 Jeff Cohen (1)
Roy Lange (1)
1959 Jeff Cohen (1)
Roy Lange (1)
1960 Jeff Cohen (1)
1961 Jeff Cohen (1)
Roger Bergey (2)
1963 Bob Harris (2)
1965 Martin Morris (1)
Walter Wenk (1)
Ben Pomeroy (2)
1966 Tim Walter (2)
1967 Ron Panneton (2)
1970 Bob Sherwood (2)
1971 Tom Jasper (1)
1972 Jeff Trammell (1)

Honors and Awards

- Jerry Fisher (2)
- 1973** Tom Pfungst (1)
Mike Arizin (2)
- 1974** Mike Arizin (1)
- 1975** John Lowenhaupt (1)
Ron Satterthwaite (1)
- 1976** Ron Satterthwaite (1)

Southern Conference Player of the Week

- 1970** Bob Sherwood (wk 2)
- 1971** Tom Jasper (wk 6)
- 1973** Matt Courage (wk 2)
Mike Arizin (wk 9)
- 1974** Mike Arizin (wk 2)
- 1975** John Lowenhaupt (wk 11)
- 1976** Ron Satterthwaite (wk 1)
Ron Satterthwaite (wk 9)
John Lowenhaupt (wk 10)

All-ECAC South

- 1981** Mike Strayhorn (1)
- 1983** Keith Cieplicki (1)
Brant Weidner (1)
- 1984** Keith Cieplicki (1)
- 1985** Keith Cieplicki (1)



Jimmy Apple

ECAC South All-Tournament Team

- 1983** Keith Cieplicki
Kevin Richardson
- 1985** Keith Cieplicki

ECAC South All-Star Team

- 1981** Mike Strayhorn

CAA Rookie of the Year

- 1990** Thomas Roberts
- 2004** **Corey Cofield**



Shaka Arnold

All-CAA

- 1988** Tim Trout (2)
- 1989** Tom Bock (2)
- 1991** Thomas Roberts (2)
- 1992** Thomas Roberts (2)
- 1993** Thomas Roberts (2)
- 1995** Kurt Small (2)
- 1996** David Cully (2)
- 1997** Bobby Fitzgibbons (2)
- 1998** Randy Bracy (1)
Terence Jennings (2)
- 2000** Jim Moran (2)
- 2001** Jim Moran (2)
- 2002** Mike Johnson (2)
- 2003** Adam Hess (1)
- 2004** Adam Hess (1)
Corey Cofield (3)

CAA All-Rookie Team

- 1987** Curtis Pride
- 1988** Jimmy Apple
- 1989** Scott Smith
- 1990** Thomas Roberts
- 1991** Chris Jensen
- 1992** Kurt Small
- 1996** Randy Bracy
- 1998** Jim Moran
Bill Phillips
- 2000** Adam Duggins
- 2002** **Nick D'Antoni**
- 2003** Jack Jenkins
- 2004** **Corey Cofield**

CAA All-Defensive Team

- 1988** Curtis Pride
- 1989** Curtis Pride
- 1991** Derrick Peters

- 1992** Derrick Peters
- 1994** David Cully
- 1995** David Cully
- 1996** David Cully
- 1997** Shaka Arnold
- 1998** Terence Jennings
- 2000** Jim Moran

CAA All-Tournament Team

- 1988** Tim Trout
- 1997** Randy Bracy

CAA Male Scholar-Athlete of the Year

- 2004** Adam Hess

CAA Men's Basketball Scholar-Athlete of the Year

- 2003** Adam Hess
- 2004** Adam Hess

CAA All-Academic Team

- 1988** Tim Trout
- 1989** Matt O'Reilly
- 1990** Matt O'Reilly
- 2002** Adam Hess
- 2003** Adam Duggins
Adam Hess
- 2004** **Nick D'Antoni**
Adam Hess

Coach Awards

NABC District Coach of the Year

- 1983** Bruce Parkhill
- 1998** Charlie Woollum

ECAC South Coach of the Year

- 1983** Bruce Parkhill

CAA Coach of the Year

- 1983** Bruce Parkhill
- 1998** Charlie Woollum



Bruce Parkhill

1,000-Point Scorers

1. Chet Giermak - 2,052 Points

Year	G-GS	FG-A	Pct	3FG-A	Pct	FT-A	Pct	Pts-Avg
1947	23	120-NA	NA			32-NA	NA	272-11.8
1948	23	168-448	.375			58-122	.475	394-17.1
1949	34	301-673	.447			138-199	.693	740-21.8
1950	31	258-630	.410			130-196	.663	646-20.8
Career	111	847-NA	NA			358-NA	NA	2052-18.5

2. Jeff Cohen - 2,003 Points

Year	G-GS	FG-A	Pct	3FG-A	Pct	FT-A	Pct	Pts-Avg
1958	29	146-341	.428			113-164	.689	405-14.0
1959	24	150-342	.439			95-142	.669	395-16.5
1960	26	230-458	.502			168-232	.724	628-24.2
1961	24	193-404	.478			189-246	.768	575-24.0
Career	103	719-1545	.465			565-784	.721	2003-19.4

3. John Lowenhaupt - 1,866 Points

Year	G-GS	FG-A	Pct	3FG-A	Pct	FT-A	Pct	Pts-Avg
1975	28	167-350	.477			63-82	.768	397-14.2
1976	28	180-358	.503			131-153	.856	465-16.0
1977	30	192-374	.513			134-161	.832	518-17.3
1976	26	195-337	.579			114-132	.864	504-19.4
Career	112	734-1419	.541			360-437	.824	1812-16.0

4. Keith Cieplicki - 1,812

Year	G-GS	FG-A	Pct	3FG-A	Pct	FT-A	Pct	Pts-Avg
1982	28	144-275	.524			64-82	.780	352-12.6
1983	29	167-310	.539			131-153	.856	465-16.0
1984	28	180-343	.525			69-79	.873	429-15.3
1985	28	235-413	.569			96-123	.780	566-20.2
Career	113	726-1341	.541			360-437	.824	1812-16.0

5. Thomas Roberts - 1,765 Points

Year	G-GS	FG-A	Pct	3FG-A	Pct	FT-A	Pct	Pts-Avg
1990	28-27	143-321	.445	19-61	.311	87-129	.674	392-14.0
1991	27-26	172-352	.489	7-37	.189	103-161	.640	454-16.8
1992	29-27	160-363	.441	28-82	.341	101-135	.748	449-15.5
1993	27-27	162-346	.468	21-53	.396	125-183	.683	470-17.4
Career	111-107	637-1382	.461	75-233	.322	416-608	.684	1765-15.9

6. Kurt Small - 1,487 Points

Year	G-GS	FG-A	Pct	3FG-A	Pct	FT-A	Pct	Pts-Avg
1992	27-8	52-126	.413	9-31	.290	42-61	.618	155-5.7
1993	27-12	126-284	.444	23-59	.390	150-208	.721	425-15.7
1994	27-20	140-335	.418	28-82	.341	115-151	.762	423-15.7
1995	27-27	168-416	.404	26-99	.263	122-166	.735	484-17.9
Career	108-67	486-1161	.419	86-271	.317	429-593	.723	1487-13.8

7. Bill Chambers - 1,456 Points

Year	G-GS	FG-A	Pct	3FG-A	Pct	FT-A	Pct	Pts-Avg
1951	31	199-413	.482			134-212	.632	532-17.2
1952	28	168-368	.457			123-165	.745	459-16.4
1953	23	157-332	.473			151-197	.766	465-20.2
Career	82	524-1113	.471			408-574	.711	1456-17.8

8. John Mahoney - 1,446 Points

Year	G-GS	FG-A	Pct	3FG-A	Pct	FT-A	Pct	Pts-Avg
1952	9	9-41	.220			13-22	.591	31-3.4
1953	22	103-249	.414			97-139	.698	303-13.8
1954	23	145-302	.480			166-223	.744	456-19.8
1955	24	220-474	.464			216-286	.755	656-27.3
Career	78	477-1066	.447			492-670	.734	1446-18.5

9. Ron Satterthwaite - 1,394 Points

Year	G-GS	FG-A	Pct	3FG-A	Pct	FT-A	Pct	Pts-Avg
1974	27	103-226	.456			94-117	.803	300-11.1
1975	28	177-381	.465			119-159	.748	473-16.9
1976	22	147-303	.485			78-107	.729	372-16.9
1977	29	95-231	.411			59-97	.608	249-8.6
Career	106	522-1141	.457			350-480	.729	1394-13.2

10. Adam Hess - 1,341 Points

Year	G-GS	FG-A	Pct	3FG-A	Pct	FT-A	Pct	Pts-Avg
2002	19-16	72-191	.377	19-75	.253	46-65	.708	209-11.0
2003	28-28	191-409	.467	68-183	.372	114-135	.844	564-20.1
2004	28-28	194-461	.421	57-189	.302	123-163	.755	568-20.3
Career	75-72	457-1061	.431	144-447	.322	283-363	.780	1341-17.9

11. Ed McMillan - 1,340 Points

Year	G-GS	FG-A	Pct	3FG-A	Pct	FT-A	Pct	Pts-Avg
1948	23	89-251	.355			43-62	.694	221-9.6
1949	34	146-413	.354			65-100	.650	357-10.5
1950	32	141-404	.349			82-112	.732	364-11.4
1951	31	156-444	.351			86-121	.711	398-12.8
Career	120	532-1512	.352			276-395	.699	1340-11.2

12. Scott Smith - 1,339 Points

Year	G-GS	FG-A	Pct	3FG-A	Pct	FT-A	Pct	Pts-Avg
1989	23-21	98-195	.503	0-0	.000	44-73	.603	240-10.4
1990	28-27	163-302	.540	0-2	.000	83-116	.716	409-14.6
1991	27-25	149-303	.492	0-1	.000	58-100	.580	356-13.2
1992	29-24	146-317	.461	0-0	.000	42-70	.600	334-11.5
Career	107-97	556-1117	.498	0-3	.000	227-359	.632	1339-12.5

13. Jim Moran - 1,324 Points

Year	G-GS	FG-A	Pct	3FG-A	Pct	FT-A	Pct	Pts-Avg
1998	25-24	75-163	.460	19-50	.380	35-54	.648	204-8.2
1999	27-27	129-265	.487	44-106	.415	55-79	.696	357-13.2
2000	27-27	140-303	.462	47-128	.367	54-75	.720	381-14.1
2001	28-27	135-289	.467	31-92	.337	81-123	.659	382-13.6
Career	107-105	479-1020	.470	141-376	.375	225-331	.680	1324-12.4

14. Randy Bracy - 1,229 Points

Year	G-GS	FG-A	Pct	3FG-A	Pct	FT-A	Pct	Pts-Avg
1996	26-23	80-217	.369	33-95	.347	62-93	.667	255-9.8
1997	22-15	88-257	.342	39-123	.317	71-107	.664	286-13.0
1998	26-26	149-363	.410	65-172	.378	85-122	.697	448-17.2
1999	18-15	82-220	.373	34-105	.324	42-62	.677	240-13.3
Career	92-79	399-1057	.377	171-495	.345	260-384	.677	1229-13.4

15. Matt Verkey - 1,209 Points

Year	G-GS	FG-A	Pct	3FG-A	Pct	FT-A	Pct	Pts-Avg
1993	26-2	86-207	.415	50-121	.413	47-61	.770	269-10.3
1994	27-24	116-275	.422	63-164	.384	63-79	.797	358-13.3
1995	27-11	101-247	.409	49-146	.336	48-62	.774	299-11.1
1995	26-26	89-228	.390	56-152	.368	49-65	.754	283-10.9
Career	106-84	392-957	.410	218-583	.374	207-267	.775	1209-11.4

16. Roy Lange - 1,192 Points

Year	G-GS	FG-A	Pct	3FG-A	Pct	FT-A	Pct	Pts-Avg
1956	13	15-37	.405			10-21	.476	40-3.1
1957	26	70-146	.479			89-118	.754	229-8.8
1958	29	178-364	.489			227-288	.788	583-20.1
1959	20	129-276	.467			82-101	.812	340-17.0
Career	88	392-823	.476			408-528	.773	1192-13.5

17. Bev Vaughan - 1,185 Points

Year	G-GS	FG-A	Pct	3FG-A	Pct	FT-A	Pct	Pts-Avg
1958	23	72-189	.381			105-132	.795	249-10.8
1959	22	86-223	.386			92-134	.687	264-12.0
1960	26	148-319	.464			147-199	.739	443-17.0
1961	17	78-179	.436			73-110	.664	229-13.5
Career	88	384-910	.422			417-575	.725	1185-13.5

18. Ron Panneton - 1,182 Points

Year	G-GS	FG-A	Pct	3FG-A	Pct	FT-A	Pct	Pts-Avg
1966	25	105-269	.390			86-121	.711	296-11.8
1967	25	172-340	.506			172-213	.808	516-20.6
1968	23	129-294	.439			112-132	.848	370-16.1
Career	73	406-903	.450			370-466	.794	1182-16.2

19. Matt Courage - 1,164 Points

Year	G-GS	FG-A	Pct	3FG-A	Pct	FT-A	Pct	Pts-Avg
1973	27	115-258	.446			58-83	.699	288-10.7
1974	27	82-185	.443			25-38	.658	189-7.0
1975	26	88-181	.486			58-82	.707	234-9.0
1977	30	193-377	.512			67-81	.827	453-15.1
Career	110	478-1001						

NBA Draft Picks and Retired Numbers



#42 John Lowenhaupt - 1,866 points



#52 Jeff Cohen - 2,003 points



#32 Bill Chambers
1,456 points



#32 Chet Giermak
2,052 points



#14 Keith Cieplicki
1,812 points

NBA Draft Picks

William and Mary Players in the NBA Draft

- 1985** Keith Cieplicki, by Los Angeles Lakers
22nd pick of the seventh round (161st overall)
- 1983** Brant Weidner, by San Antonio Spurs
20th pick of the fourth round (90th overall)
- 1981** Scott Whitley, by Indiana Pacers
12th pick of the ninth round (195th overall)
- 1961** Jeff Cohen, by Chicago Packers
14th pick of the second round (23rd overall)
- 1959** Don Lange, by Boston Celtics
Eighth pick of the fifth round (38th overall)
- 1955** John Mahoney, by Boston Celtics (Boston's eighth pick)
- 1953** Bill Chambers, by Minneapolis Lakers (Minneapolis' 11th pick)
- 1950** Chet Giermak, by Rochester Royals (Rochester's fourth pick)



Scott Whitley, 1978-81



Brant Weidner, 1979-82

W&M Year-by-Year Statistics

Year	G	FG-FGA	Pct	3FG-3FGA	Pct	FT-FTA	Pct	OR-DR	Tot-Avg	PF-FO	A	TO	Bl	St	Pts-Avg
1948	23	500-1493	.335			233-459	.508			424					1233-53.6
1949	34	852-2357	.361			489-718	.681			588					2193-64.5
1950	32	737-2067	.357			468-696	.672			540					1942-60.7
1951	31	760-2015	.377			542-832	.651			780					2062-66.5
1952	28	740-1978	.374			533-843	.632		1534-54.8	743-46	292				2013-71.9
1953	23	633-1480	.428			551-794	.694		1219-53.0	514-22					1817-79.0
1954	23	494-1261	.392			498-744	.669		900-39.1	482-22					1486-64.6
1955	25	695-1733	.401			645-907	.711		1012-40.5	479-18					2035-81.4
1956	26	721-1671	.431			513-808	.635		1002-38.5	576-30					1955-75.2
1957	27	698-1705	.409			572-867	.660		1152-42.7	556-17					1968-72.9
1958	29	720-1790	.402			670-922	.727		1112-38.3	575-28					2110-72.8
1959	24	647-1523	.425			437-645	.678		1126-46.9	457-20					1731-72.1
1960	26	726-1630	.445			559-781	.716		1359-52.3	524-21					2011-77.3
1961	24	625-1482	.422			550-783	.702		1313-54.7	478-19					1800-75.0
1962	24	596-1438	.414			441-609	.724		1060-44.2	489-24					1633-68.0
1963	24	647-1431	.452			382-579	.660		1094-45.6	428-9					1676-69.8
1964	22	598-1373	.436			309-466	.663		961-43.7	389-14					1505-68.4
1965	25	626-1511	.414			415-619	.670		1125-45.0	458-14	341				1667-66.7
1966	25	674-1589	.424			424-636	.667		1085-43.4	503-23					1772-70.9
1967	25	653-1394	.468			513-704	.729		1086-43.4	471-21					1819-72.8
1968	24	685-1524	.449			476-656	.726		1039-43.3	475-14					1846-76.9
1969	26	637-1575	.404			486-714	.681		1116-42.9	503-27					1760-67.7
1970	27	827-1930	.428			463-678	.683		1202-44.5	568-23					2117-78.4
1971	27	702-1681	.418			547-755	.725		1088-40.3	517-16					1951-72.3
1972	27	736-1648	.447			473-652	.725		1082-40.1	537-22	352				1945-72.0
1973	27	782-1762	.444			483-636	.759		1129-41.8	504-27	328	486			2047-75.8
1974	27	726-1670	.435			410-552	.743		1056-39.1	558-22	317	475			1862-69.0
1975	28	765-1678	.456			378-559	.676		1152-41.1	533-24					1908-68.1
1976	28	800-1691	.473			408-594	.687		940-33.6	568-30	383	532	102	282	2008-71.7
1977	30	864-1800	.480			447-623	.717		1206-40.2	642-22	508	485	79	219	2175-72.5
1978	26	689-1370	.503			388-542	.716		926-35.6	528-15	419	364	52	191	1766-67.9
1979	26	590-1280	.461			321-488	.658		776-29.8	449-13	283	374	22	186	1501-57.7
1980	27	670-1361	.492			512-695	.737		824-30.5	527-17	298	400	46	240	1852-68.6
1981	28	690-1438	.480			406-591	.687		808-28.9	523-13	378	364	52	233	1786-63.8
1982	28	676-1324	.511			401-623	.644		896-32.0	452-9	328	360	55	185	1753-62.6
1983	29	723-1379	.524			470-609	.772		870-30.0	454-6	369	360	53	191	1916-66.1
1984	28	711-1369	.519			345-470	.734		833-29.8	466-12	396	340	23	163	1767-63.1
1985	28	738-1473	.501			386-526	.734		849-30.3	477-11	455	361	20	146	1862-66.5
1986	28	568-1347	.422			420-594	.707		841-30.0	519-19	320	392	32	145	1556-55.6
1987	27	611-1408	.434	66-171	.386	359-521	.689	230-542	867-32.1	485-16	388	410	32	160	1647-61.0
1988	29	724-1641	.441	148-374	.396	465-664	.700	321-620	1008-34.8	614-25	435	520	38	206	2061-71.1
1989	28	692-1586	.436	101-280	.361	392-570	.688	283-565	929-33.2	672-38	397	480	42	163	1877-67.0
1990	28	724-1564	.463	61-202	.302	400-581	.688	293-550	913-32.6	600-30	411	474	52	172	1909-68.2
1991	28	750-1566	.479	72-216	.333	396-615	.644	296-646	1022-36.5	586-18	381	462	97	167	1968-70.3
1992	29	764-1659	.461	108-298	.362	376-567	.663	340-623	963-33.2	641-23	405	455	117	213	2012-69.4
1993	27	680-1531	.444	159-440	.361	506-748	.676	299-594	943-34.9	545-24	391	403	76	189	2025-75.0
1994	27	699-1610	.434	183-534	.343	383-577	.664	299-622	988-36.6	563-15	349	471	129	157	1964-72.7
1995	27	680-1625	.418	130-435	.299	405-639	.634	357-636	1062-39.3	523-11	333	403	153	157	1895-70.2
1996	26	680-1471	.462	173-470	.368	390-620	.629	288-655	993-38.2	490-15	373	427	164	149	1923-74.0
1997	28	643-1603	.401	168-530	.317	377-575	.656	334-594	1006-35.9	524-11	321	382	90	173	1831-65.4
1998	27	654-1494	.438	187-526	.356	393-602	.653	309-669	978-36.2	471-14	395	374	122	215	1888-69.9
1999	27	642-1542	.416	180-548	.328	278-419	.663	287-631	918-34.0	506-21	338	425	93	183	1742-64.5
2000	28	678-1593	.426	188-537	.350	378-535	.707	310-680	990-35.4	527-16	394	431	122	163	1922-68.6
2001	28	603-1467	.411	156-491	.318	350-533	.657	339-689	1028-36.7	615-18	371	431	99	148	1712-61.1
2002	29	632-1617	.391	185-579	.320	378-590	.641	387-721	1108-38.2	579-9	357	424	44	175	1827-63.0
2003	28	640-1531	.418	174-539	.323	345-497	.694	315-679	994-35.5	451-11	376	349	71	159	1799-64.3
2004	28	695-1605	.433	175-556	.315	442-634	.697	359-674	1033-36.9	547-15	442	439	57	173	2007-71.7

Opponent Year-by-Year Statistics

Year	G	FG-FGA	Pct	3FG-3FGA	Pct	FT-FTA	Pct	OR-DR	Tot-Avg	PF-FO	A	TO	Bl	St	Pts-Avg
1948	23	419-NA				294-505	.582			369					1132-49.2
1949	34	654-NA				403-681	.592			608					1711-50.3
1950	32	674-NA				411-686	.599			557					1759-55.0
1951	31	642-NA				562-871	.645			746					1846-59.5
1952	28	746-2007	.372			499-830	.601								1991-71.1
1953	23	613-1855	.330			510-774	.659		971-42.2	548					1736-75.5
1954	23	560-1523	.368			483-769	.628		742-32.3	490					1603-69.7
1955	25														2136-85.4
1956	26	739-NA				616-NA									2094-80.5
1957	27														2071-76.7
1958	29	779-1928	.404			546-830	.658		1105-38.1	631					2104-72.6
1959	24	607-1558	.390			441-666	.662		934-38.9	468					1655-69.0
1960	26	727-1800	.404			535-762	.702		1067-41.0	536					1989-76.5
1961	24	629-1612	.390			451-672	.671		981-40.9	536					1709-71.2
1962	24	657-1578	.416			423-619	.683		1160-48.3	459					1737-72.4
1963	24	586-1446	.405			369-548	.673		935-39.0	425					1541-64.2
1964	22	564-1427	.395			347-508	.683		980-44.5	378					1475-67.0
1965	25	643-1552	.414			392-561	.699		971-38.8	481					1678-67.1
1966	25	648-1449	.447			496-678	.732		1021-40.8	468					1792-71.7
1967	25	698-1650	.423			406-542	.749		938-37.5	511					1802-72.1
1968	24	791-1656	.478			414-606	.683		1039-43.3	489					1996-83.2
1969	26	778-1794	.434			519-699	.742		1240-47.7	512					2075-79.8
1970	27	854-1805	.473			494-740	.668		1321-48.9	541					2202-81.6
1971	27	829-1790	.463			463-675	.686		1273-47.1	577					2121-78.6
1972	27	769-1745	.441			502-731	.687		1166-43.2	499	300				2040-75.6
1973	27	879-1874	.469			457-649	.704		1289-47.7	574	346	487			2215-82.0
1974	27	830-1736	.478			412-575	.717		1100-40.7	573	361	467			2072-76.7
1975	28	729-1632	.447			399-570	.700		1016-36.3	574					1857-66.3
1976	28	732-1530	.478			471-667	.706		1030-36.8	598	341	585	122	230	1935-69.1
1977	30	767-1712	.448			478-663	.721		1036-34.5	606	376	522	72	187	2012-67.1
1978	26	662-1449	.457			333-499	.667		857-33.0	515	265	390	73	156	1657-63.7
1979	26	665-1314	.506			297-446	.666		804-30.9	499	279	374	105	166	1627-62.6
1980	27	689-1366	.504			361-533	.677		846-31.3	621	194	478	83	165	1739-64.4
1981	28	666-1343	.496			350-512	.684		885-31.6	571	273	486	75	183	1682-60.1
1982	28	639-1381	.463			289-446	.648		792-28.3	592	246	397	81	145	1567-56.0
1983	29	713-1530	.466			254-374	.679		804-27.7	489	320	371	74	171	1680-57.9
1984	28	679-1385	.490			304-422	.720		774-27.6	496	330	352	63	156	1662-59.4
1985	28	752-1504	.500			325-433	.751		769-27.5	505	421	433	66	155	1829-65.3
1986	28	700-1415	.495			367-507	.724		864-30.9	571	388	331	96	170	1767-63.1
1987	27	721-1453	.496	74-195	.379	335-477	.702	249-548	869-32.2	500	441	372	92	201	1851-68.6
1988	29	799-1641	.487	104-261	.398	467-663	.704	305-641	1004-34.6	603	462	490	90	248	2169-74.8
1989	28	790-1573	.502	90-263	.342	527-777	.678	324-647	1018-36.4	576	439	423	105	227	2197-78.5
1990	28	790-1621	.487	107-261	.410	500-712	.702	372-600	1008-36.0	528	440	408	121	240	2187-78.1
1991	28	700-1604	.436	112-325	.345	504-720	.700	313-584	946-33.8	546	382	359	96	228	2016-72.0
1992	29	760-1646	.462	119-306	.389	538-784	.686	405-658	1063-36.7	522	411	427	75	252	2177-75.1
1993	27	710-1580	.449	118-353	.334	468-657	.712	348-652	1000-37.0	577	364	409	85	204	2006-74.3
1994	27	805-1740	.463	163-440	.370	473-686	.690	408-693	1101-40.8	512	454	353	102	232	2246-83.2
1995	27	721-1689	.427	154-429	.359	434-634	.685	399-676	1075-39.8	540	373	360	84	192	2030-75.2
1996	26	692-1671	.414	132-385	.343	409-585	.699	400-602	1002-38.5	511	345	324	84	217	1925-74.0
1997	28	671-1593	.421	127-403	.315	409-612	.668	385-708	1093-39.0	532	348	376	106	215	1878-67.1
1998	27	611-1520	.402	119-379	.314	327-504	.649	350-641	991-36.7	515	295	428	72	197	1668-61.8
1999	27	656-1555	.422	145-419	.346	395-593	.666	382-690	1072-39.7	443	304	409	114	207	1852-68.6
2000	28	704-1636	.430	173-465	.372	413-638	.647	367-683	1050-37.5	506	371	391	112	217	1994-71.2
2001	28	587-1469	.400	178-511	.348	453-679	.667	316-629	945-33.8	511	310	347	109	165	1805-64.5
2002	29	665-1583	.420	174-532	.327	446-642	.695	306-714	1020-35.2	532	394	351	127	187	1950-67.2
2003	28	687-1619	.424	250-695	.360	294-416	.707	315-646	961-34.3	484	428	310	82	168	1918-68.5
2004	28	770-1673	.460	209-571	.366	398-601	.662	331-632	963-34.4	576-9	441	372	108	205	2147-76.7

Annual Statistical Leaders

Scoring

Year	Player	Points	Avg
2004	Adam Hess	568	20.3
2003	Adam Hess	564	20.1
2002	Mike Johnson	334	11.5
2001	Jim Moran	382	13.6
2000	Jim Moran	387	14.1
1999	Jim Moran	357	13.2
	Randy Bracy	240	13.3
1998	Randy Bracy	448	17.2
1997	Bobby Fitzgibbons	409	14.6
1996	Carl Parker	396	15.2
1995	Kurt Small	484	17.9
1994	Kurt Small	423	15.7
1993	Thomas Roberts	470	17.4
1992	Thomas Roberts	449	15.5
1991	Thomas Roberts	454	16.8
1990	Scott Smith	409	14.6
1989	Tom Bock	408	16.3
1988	Tim Trout	489	16.9
1987	Tim Trout	346	12.8
1986	Scott Coval	341	12.2
1985	Keith Cieplicki	566	20.2
1984	Keith Cieplicki	429	15.3
1983	Keith Cieplicki	465	16.0
1982	Keith Cieplicki	352	12.6
1981	Scott Whitley	297	10.6
	Mike Strayhorn	266	11.1
1980	Scott Whitley	349	13.4
1979	Scott Whitley	322	12.4
1978	John Lowenhaupt	504	19.4
1977	John Lowenhaupt	518	17.3
1976	John Lowenhaupt	447	16.0
	Ron Satterthwaite	372	16.9
1975	Ron Satterthwaite	473	16.9
1974	Mike Arizin	471	17.4
1973	Mike Arizin	465	17.2
1972	Jeff Trammell	437	16.2
1971	Tom Jasper	519	19.2
1970	Bob Sherwood	506	18.7
1969	Dave Daugherty	372	14.3
1968	Bob Sherwood	545	22.7
1967	Ron Panneton	516	20.6
1966	Ben Pomeroy	411	17.1
1965	Walter Wenk	358	14.3
	Martin Morris	335	16.0
1964	Dave Hunter	380	17.3
1963	Bob Harris	353	14.7
1962	Roger Bergey	361	15.0
1961	Jeff Cohen	575	24.0
1960	Jeff Cohen	628	24.2
1959	Jeff Cohen	395	16.5
	Roy Lange	340	17.0
1958	Roy Lange	583	20.1
1957	Don Engelken	372	13.8
1956	Dick Savage	431	16.6
1955	John Mahoney	656	27.3
1954	John Mahoney	456	19.8
1953	Bill Chambers	465	20.2
1952	Bill Chambers	459	16.4
1951	Bill Chambers	532	17.2
1950	Chet Giermak	646	20.8
1949	Chet Giermak	740	21.8
1948	Chet Giermak	394	17.1

Field Goal Percentage

(minimum 200 attempts)

Player	FG-FGA	Pct
Corey Cofield	126-224	.563
Adam Hess	191-409	.467
Mike Johnson	107-260	.412
Jim Moran	135-289	.467
Jim Moran	140-303	.462
Jim Moran	129-265	.487
Terence Jennings	129-260	.496
Terence Jennings	103-214	.481
Carl Parker	164-274	.599
Carl Parker	166-305	.544
Matt Verkey	116-275	.422
Todd Cauthorn	132-244	.541
Scott Smith	146-317	.461
Scott Smith	149-303	.492
Scott Smith	163-302	.540
Tom Bock	162-328	.494
Tim Trout	190-364	.522
Tom Bock	98-205	.478
Ken Lambiotte	112-236	.475
Keith Cieplicki	235-413	.569
Gary Bland	115-201	.572
Keith Cieplicki	167-310	.539
Keith Cieplicki	144-275	.524
Mike Strayhorn	115-219	.525
Bill Barnes	99-204	.485
Ken Bowen	110-204	.539
John Lowenhaupt	195-337	.579
John Lowenhaupt	192-374	.513
John Lowenhaupt	180-358	.503
John Lowenhaupt	167-350	.477
Mike Arizin	176-381	.462
Mike Arizin	173-365	.474
Jerry Fisher	126-269	.468
Tom Jasper	215-505	.426
Bob Sherwood	209-399	.524
Dave Daugherty	145-271	.535
Bob Sherwood	222-438	.507
Ron Panneton	172-340	.506
Ben Pomeroy	165-362	.456
Tim Walter	93-206	.451
Dave Hunter	155-338	.459
Dave Hunter	126-245	.514
Bob Harris	105-225	.467
Jeff Cohen	193-404	.478
Jeff Cohen	230-458	.502
Roy Lange	129-276	.467
Roy Lange	178-364	.489
Bob Hoitsma	117-216	.542
Paul Furlong	116-239	.485
John Mahoney	220-474	.464
John Mahoney	145-302	.480
Jerry Harris	104-212	.491
Bill Chambers	168-368	.457
Bill Chambers	199-413	.482
Chet Giermak	258-630	.410
Chet Giermak	301-673	.447
Chet Giermak	168-448	.375

Free Throw Percentage

(minimum 80 attempts)

Player	FT-FTA	Avg
Adam Hess	123-163	.755
Adam Hess	114-135	.844
Mike Johnson	68-94	.723
Mike Johnson	71-96	.740
Adam Duggins	64-96	.667
Jim Moran	55-79	.696
Randy Bracy	85-122	.697
Terence Jennings	78-107	.729
Randy Bracy	62-93	.667
Kurt Small	122-166	.735
Kurt Small	115-151	.762
Kurt Small	150-208	.721
Thomas Roberts	101-135	.748
Thomas Roberts	103-161	.640
Scott Smith	83-116	.716
Tom Bock	81-109	.743
Tim Trout	109-159	.686
Mike Batzel	78-112	.696
Scott Coval	111-121	.917
Keith Cieplicki	96-123	.780
Kevin Richardson	54-86	.628
Tony Traver	111-127	.874
Keith Cieplicki	64-82	.780
Scot Whitley	65-88	.739
Scott Whitley	81-101	.802
Scott Whitley	66-86	.767
John Lowenhaupt	114-132	.864
John Lowenhaupt	134-161	.832
John Lowenhaupt	87-110	.791
John Lowenhaupt	63-82	.768
Mike Arizin	119-143	.832
Mike Arizin	119-145	.821
George Spack	86-103	.835
Neil Gewirtzman	75-96	.781
Steve Dodge	76-109	.697
Harry Kent	92-120	.767
Ron Paneton	112-132	.848
Dave Daugherty	77-88	.875
Tim Walter	60-83	.723
Martin Morris	73-99	.737
Martin Morris	73-94	.777
Dave Hunter	89-108	.824
Kenny Roberts	68-85	.800
Kenny Roberts	98-125	.784
Tom Farrington	75-87	.862
Tom Farrington	70-95	.737
Bev Vaughn	105-132	.795
Roy Lange	89-118	.754
Harry Cornell	64-94	.681
John Mahoney	216-286	.755
John Mahoney	166-223	.744
Bill Chambers	151-197	.766
Bill Chambers	123-165	.745
Ed McMillan	86-121	.711
Ed McMillan	82-112	.732
Charlie Sokol	90-123	.732
Chet Giermak	58-122	.475

Three-Point FG Percentage

(minimum 75 attempts)

Player	3FG-3FGA	Pct
Zeb Cope	39-103	.379
Adam Hess	68-183	.372
Mike Johnson	52-139	.374
Jim Moran	31-92	.337
Scotty Scott	37-85	.435
Jim Moran	44-106	.415
Terence Jennings	47-124	.379
Bobby Fitzgibbons	62-157	.395
Bobby Fitzgibbons	57-131	.435
Matt Verkey	49-146	.336
Matt Verkey	63-164	.384
Matt Verkey	50-121	.413
Brendan Connor	34-78	.436
Christopher Jensen	32-85	.376
Jimmy Apple	32-96	.333
Jimmy Apple	41-111	.369
Greg Burzell	75-170	.441
Greg Burzell	38-84	.452



Terence Jennings



Jim Moran

Annual Statistical Leaders

Rebounding

Year	Player	Rebounds	Avg.
2004	Adam Hess	187	6.7
2003	Adam Hess	177	6.3
2002	Mike Johnson	218	7.5
2001	Mike Johnson	203	7.3
2000	Adam Duggins	155	5.5
	Tom Strohhahn	154	5.5
1999	Tom Strohhahn	191	7.1
1998	David Grabuloff	167	6.2
1997	Shaka Arnold	209	7.5
1996	David Cully	244	9.8
1995	David Cully	287	10.6
1994	David Cully	233	9.0
1993	Todd Cauthorn	235	8.7
1992	Ben Blocker	203	7.0
1991	Ben Blocker	175	6.3
1990	Scott Smith	157	5.6
1989	Tom Bock	155	6.2
1988	Tim Trout	267	9.2
1987	Tim Trout	190	7.0
1986	Ken Lambiotte	137	5.1
1985	Kevin Richardson	206	7.4
1984	Kevin Richardson	188	6.7
1983	Brant Weidner	179	6.2
1982	Brant Weidner	137	4.9
1981	Bill Barnes	140	5.0
1980	Bill Barnes	112	4.1
	Ken Bowen	111	4.3
1979	Scott Whitley	124	4.8
1978	John Lowenhaupt	163	6.3
1977	Matt Courage	264	8.8
1976	John Lowenhaupt	180	6.4
1975	John Lowenhaupt	158	5.6
	Mike Courage	157	6.0
1974	Mike Arizin	210	7.8
1973	Mike Arizin	197	7.3
1972	Jeff Trammell	230	8.5
1971	Tom Jasper	232	8.6
1970	Bob Sherwood	271	10.0
1969	Dave Daugherty	243	9.3
1968	Bob Sherwood	253	10.5
1967	Ben Pomeroy	308	12.3
1966	Ben Pomeroy	300	12.5
1965	Ben Pomeroy	278	11.1
1964	Martin Morris	264	12.0
1963	Kirk Gooding	302	15.1
1962	Bob Harris	159	6.6
	Kirk Gooding	146	10.4
1961	Jeff Cohen	424	17.7
1960	Jeff Cohen	471	18.1
1959	Jeff Cohen	413	17.2
1958	Jeff Cohen	371	12.8
1957	Bob Hoitsma	277	10.3
1956	Dick Savage	201	7.7
1956	Bob Hoitsma	200	8.0
1955	John Mahoney	312	13.0
1954	John Mahoney	306	13.3
1953	Bill Chambers	498	21.7
1952	Bill Chambers	509	18.2

Assists

Player	Assists	Avg.
Nick D'Antoni	159	5.68
Sherman Rivers	71	2.54
Nick D'Antoni	79	2.72
Sherman Rivers	74	2.64
Scotty Scott	84	3.36
Scotty Scott	71	2.63
Randy Bracy	107	4.12
Randy Bracy	59	2.68
Randy Bracy	119	4.58
David Cox	116	4.46
David Cox	120	4.44
Brendan Connor	97	3.73
Thomas Roberts	67	2.31
Brendan Connor	64	3.05
Brendan Connor	108	4
Curtis Pride	95	3.52
Matt O'Reilly	121	4.32
Curtis Pride	102	3.78
Scott Trimble	85	3.4
Scott Coval	111	3.96
Scott Coval	168	6.22
Scott Coval	100	3.7
Keith Cieplicki	91	3.14
Bill Barnes	128	4.57
Bill Barnes	88	3.14
Bill Barnes	82	3.04
Scott Whitley	55	2.12
John Lowenhaupt	118	4.54
John Lowenhaupt	123	4.1
John Lowenhaupt	85	3.04
<i>Not available</i>		
Ron Satterthwait	92	0.86
Tom Pfungst	81	1.13
George Spack	101	3.74

Blocked Shots

Player	Blocks	Avg
Brian Hutt	20	0.71
Adam Duggins	52	1.86
Adam Duggins	17	0.59
Jim Moran	25	0.89
Adam Duggins	17	1.13
Adam Duggins	53	1.89
Jermaine Harmon	13	1.63
Jim Moran	24	0.89
Jermaine Harmon	29	1.07
Shaka Arnold	22	0.79
David Cully	84	3.36
David Cully	91	3.37
David Cully	71	2.73
Todd Cauthorn	27	1.00
Todd Cauthorn	33	1.14
Thomas Roberts	33	1.14
Thomas Roberts	29	1.07
Thomas Roberts	19	0.68
Ben Blocker	18	0.64
Tim Trout	12	0.41
Mark Boddy	9	0.35
Mark Boddy	21	0.78
Mark Boddy	4	0.27
Herb Harris	7	0.25
Brant Weidner	31	1.07
Brant Weidner	24	0.86
Mike Strayhorn	8	0.33
Brant Weidner	15	0.56
Bill Barnes	7	0.27
Ted O'Gorman	21	0.81
Matt Courage	20	0.67
Dennis Vail	32	1.19

Steals

Player	Steals	Avg
Adam Hess	46	1.64
Sherman Rivers	34	1.21
Cody Carbaugh	32	1.10
Sherman Rivers	32	1.10
Jim Moran	26	0.93
Sherman Rivers	26	0.93
Jim Moran	38	1.41
Jim Moran	40	1.48
Randy Bracy	34	1.89
Randy Bracy	57	2.19
Randy Bracy	37	1.68
Randy Bracy	47	1.81
Kurt Small	44	1.63
Kurt Small	33	1.22
Matt Verkey	33	1.22
Todd Cauthorn	40	1.48
Brendan Connor	37	1.76
Brendan Connor	31	1.15
Curtis Pride	38	1.41
Matt O'Reilly	33	1.18
Curtis Pride	45	1.67
Curtis Pride	39	1.44
Scott Coval	35	1.25
Kevin Richardson	30	1.07
Kevin Richardson	30	1.07
Mike Strayhorn	56	1.93
Bill Barnes	54	1.93
Bill Barnes	55	1.96
Bill Barnes	54	2.00
Bill Barnes	44	1.69
John Lowenhaupt	57	2.19
John Lowenhaupt	45	1.5
John Lowenhaupt	45	1.5
Jim McDonough	112	4.48



Todd Cauthorn



Dave Daugherty


Scoring Records

Individual Records

Single-Game Scoring (All 30-point games)

1. 49 Jeff Cohen vs. Richmond (2/25/61)
2. 47 John Mahoney at Furman (12/3/54)
3. 45 Bill Chambers vs. Wash. & Lee (2/21/53)
- 45 Chet Giermak vs. Baltimore (1/11/49)
5. 39 Scott Smith at George Mason (2/15/90)
6. 38 Tom Bock at Towson (1/16/89)
- 38 Ron Panneton vs. The Citadel (2/3/68)
- 38 Ron Panneton at Richmond (1/14/67)
- 38 Jeff Cohen vs. West Virginia (3/3/61)
10. 37 Bill Chambers vs. Virginia (2/14/53)
11. 36 Adam Hess at Drexel (2/7/04)
- 36 Mit Winter vs. James Madison (1/24/01)
- 36 Chet Giermak at Colby (12/6/49)
14. 35 Adam Hess vs. VCU (2/19/03)
- 35 Adam Hess at Hampton (2/3/03)
- 35 Mike Arizin vs. Richmond (12/11/73)
- 35 Tom Jasper vs. Georgetown (12/7/70)
- 35 Jeff Cohen at Richmond (1/9/60)
- 35 Jim Kaplan at VMI (2/18/57)
20. 34 Adam Hess vs. VCU (1/18/03)
- 34 Keith Cieplicki vs. Drexel (12/1/84)
- 34 Bob Sherwood at Richmond (2/24/68)
- 34 Jeff Cohen vs. West Virginia (2/26/60)
- 34 Jeff Cohen West Virginia (1/30/60)
25. 33 Adam Hess vs. Char. Southern (1/2/03)
- 33 Mike Arizin vs. Furman (3/1/74)
- 33 Dave Daugherty vs. Air Force (12/28/68)
- 33 Ron Panneton at J'ville (12/20/65)
- 33 Ben Pomeroy vs. Virginia (12/1/65)
- 33 Dave Hunter at Virginia Tech (2/10/64)
31. 32 Jim Moran at Hampton (11/28/98)
- 32 Randy Bracy at Wichita St. (12/28/97)
- 32 Matt Verkey vs. GMU (2/27/95)
- 32 Keith Cieplicki vs. GMU (2/23/85)
- 32 Ron Satterthwaite at Furman (1/25/75)
- 32 Tom Jasper at Duke (12/13/69)
- 32 Ron Panneton vs. Loyola (1/6/68)
- 32 Tim Walter at Georgia Tech (12/21/64)
- 32 Bill Chambers vs. VMI (2/10/51)
- 32 Chet Giermak vs. Randolph-Macon (1949-50)
- 32 Chet Giermak vs. Pens. NAS (1949-50)
42. 31 Adam Hess at Campbell (12/30/02)
- 31 Adam Duggins vs. ORU (11/28/99)
- 31 Terence Jennings at ECU (1/10/98)
- 31 Kurt Small at Loyola (1/30/94)
- 31 Thomas Roberts at ECU (2/26/92)
- 31 Jimmy Apple vs. Loyola (1/3/90)
- 31 Tim Trout vs. George Mason (3/6/88)
- 31 Keith Cieplicki vs. Navy (3/8/85)
- 31 John Lowenhaupt vs. ECU (3/5/75)
- 31 Ran Panneton vs. Hamp.-Syd. (1/11/67)
- 31 Jeff Cohen vs. VMI (12/15/59)
- 31 Bill Chambers at VMI (2/19/52)
54. 30 **Nick D'Antoni at The Citadel (11/26/01)**
- 30 Justin Jackette vs. American (2/25/99)
- 30 Jim Moran vs. Elon (12/22/98)
- 30 Carl Parker vs. Marymount (11/29/95)
- 30 Kurt Small at UNCW (2/12/94)
- 30 Tom Bock at Stetson (12/30/88)
- 30 Scott Whitley vs. Richmond (2/26/80)
- 30 John Lowenhaupt at ECU (2/10/77)
- 30 Ron Satterthwaite vs. ODU (2/5/76)
- 30 Jeff Trammell at Rice (12/22/71)

- 30 Steve Dodge vs. Rice (1/6/71)
- 30 Tom Jasper vs. East Carolina (2/18/70)
- 30 Tom Jasper vs. NC State (12/1/69)
- 30 Bob Sherwood vs. Loyola (1/6/68)
- 30 Ron Panneton at Furman (2/13/67)
- 30 Jeff Cohen vs. West Virginia (2/27/59)
- 30 Jeff Cohen vs. Navy (2/8/58)
- 30 John Mahoney at Wash. & Lee (2/6/54)
- 30 Chet Giermak at Seton Hall (12/30/50)



Jeff Cohen

Season Scoring

Player	Season	G	Pts
1. Chet Giermak	1949	34	740
2. John Mahoney	1955	24	656
3. Chet Giermak	1950	31	646
4. Jeff Cohen	1960	26	628
5. Roy Lange	1958	29	583
6. Jeff Cohen	1961	24	575
7. Adam Hess	2004	28	568
8. Keith Cieplicki	1985	28	566
9. Adam Hess	2003	28	564
10. Bob Sherwood	1968	24	545
11. Bill Chambers	1951	31	532
12. Tom Jasper	1971	27	519
13. John Lowenhaupt	1977	30	518
14. Ron Panneton	1967	25	516
15. Bob Sherwood	1970	27	506
16. John Lowenhaupt	1978	26	504
17. Tim Trout	1988	29	489
18. Kurt Small	1995	27	484
19. Ron Satterthwaite	1975	28	473
20. Mike Arizin	1974	27	471

Career Scoring (all 1,000-point scorers)

Player	Seasons	G	Pts
1. Chet Giermak	1947-50	111	2052
2. Jeff Cohen	1958-61	103	2003
3. John Lowenhaupt	1975-78	112	1866
4. Keith Cieplicki	1982-85	113	1812
5. Thomas Roberts	1990-93	111	1765
6. Kurt Small	1992-95	108	1487
7. Bill Chambers	1951-53	82	1456
8. John Mahoney	1952-55	78	1446
9. Ron Satterthwaite	1974-77	106	1394
10. Adam Hess	2002-04	75	1341
11. Ed McMillan	1948-51	120	1340
12. Scott Smith	1989-92	107	1339
13. Jim Moran	1998-01	107	1324
14. Randy Bracy	1996-99	92	1229
15. Matt Verkey	1993-96	106	1209
16. Roy Lange	1956-59	88	1192
17. Bev Vaughan	1958-61	88	1185
18. Ron Panneton	1966-68	73	1182
19. Matt Courage	1973-75, 77	110	1164
20. Carl Parker	1993-96	107	1150
21. Kevin Richardson	1982-8	113	1139
22. Ben Pomeroy	1965-67	74	1085
23. Scott Whitley	1978-81	101	1061
24. Bob Sherwood	1968, 70	51	1051
25. Bill Barnes	1979-82	109	1028
26. Jimmy Apple	1988-91	86	1017
27. Tim Trout	1985-88	100	1011

Season Scoring Average



Adam Hess

Scoring Records



Thomas Roberts

(minimum 15 games)

Player	Season	G	Pts	Avg
1. John Mahoney	1955	24	656	27.3
2. Jeff Cohen	1960	26	628	24.2
3. Jeff Cohen	1961	24	575	24.0
4. Bob Sherwood	1968	24	545	22.7
5. Chet Giermak	1949	34	740	21.8
6. Chet Giermak	1950	31	646	20.8
7. Ron Panneton	1967	25	516	20.6
8. Adam Hess	2004	28	568	20.3
9. Bill Chambers	1953	23	465	20.2
10. Keith Cieplicki	1985	28	566	20.2
11. Adam Hess	2003	28	564	20.1
12. Roy Lange	1958	29	583	20.1
13. John Mahoney	1954	23	456	19.8
14. John Lowenhaupt	1978	26	504	19.4
15. Tom Jasper	1971	27	519	19.2
16. Bob Sherwood	1970	27	506	18.7
17. Kurt Small	1995	27	484	17.9
18. Mike Arizin	1974	27	471	17.4
19. Thomas Roberts	1993	27	470	17.4
20. Dave Hunter	1964	22	380	17.3

Career Scoring Average

(minimum 50 games)

Player	Seasons	G	Pts	Avg
1. Bob Sherwood	1968-70	51	1051	20.6
2. Jeff Cohen	1958-61	103	2003	19.4
3. John Mahoney	1952-55	78	1446	18.5
4. Chet Giermak	1947-50	111	2052	18.5
5. Tom Jasper	1970-71	54	982	18.2
6. Adam Hess	2002-04	75	1341	17.9
7. Bill Chambers	1951-53	82	1456	17.8
8. Mike Arizin	1973-74	54	936	17.3
9. John Lowenhaupt	1975-78	112	1866	16.7
10. Ron Panneton	1966-68	73	1182	16.2
11. Keith Cieplicki	1982-85	113	1812	16.0
12. Thomas Roberts	1990-93	111	1765	15.9
13. Ben Pomeroy	1965-67	74	1085	14.7
14. Steve Dodge	1969-71	63	892	14.2
15. Dave Hunter	1963-64	60	829	13.8
16. Kurt Small	1992-95	108	1487	13.8
17. Roy Lange	1956-59	88	1192	13.5
18. Bobby Fitzgibbons	1996-97	54	728	13.5
19. Bev Vaughan	1958-61	88	1185	13.5
20. Randy Bracy	1996-99	92	1229	13.4

Team Records



John Lowenhaupt



John Mahoney

Season Scoring

Year	G	Pts
1. 1949	34	2193
2. 1977	30	2175
3. 1970	27	2117
4. 1958	29	2110
5. 1951	31	2062
6. 1988	29	2061
7. 1973	27	2047
8. 1955	25	2035
9. 1993	27	2025
10. 1952	28	2013

Season Scoring Average

Year	G	Pts	Avg.
1. 1955	25	2035	81.4
2. 1953	23	1817	79.0
3. 1970	27	2117	78.4
4. 1960	26	2011	77.3
5. 1968	24	1846	76.9
6. 1973	27	2047	75.8
7. 1956	26	1955	75.2
8. 1993	27	2025	75.0
9. 1961	24	1800	75.0
10. 1996	26	1923	74.0

Field Goal Records

Individual Records

Single-Game Field Goals Made

- 21 Jeff Cohen vs. Richmond (2/25/61)
- 21 Chet Giermak at Baltimore (1/11/49)
- 18 Bill Chambers vs. Wash. & Lee (2/21/53)
- 17 John Mahoney at Furman (12/3/54)
- 16 Scott Smith at George Mason (2/15/90)
- 16 Bill Chambers vs. Virginia (2/14/53)
- 16 Chet Giermak at Colby (12/6/49)
- 15 Keith Cieplicki vs. Drexel (12/1/84)
- 15 Tom Jasper vs. Georgetown (12/7/70)
- 15 Dave Hunter at Virginia Tech (2/10/64)

Season Field Goals Made

Player	Season	G	FG
1. Chet Giermak	1949	34	301
2. Chet Giermak	1950	31	258
3. Keith Cieplicki	1985	28	235
4. Jeff Cohen	1960	26	230
5. Bob Sherwood	1968	24	222
6. John Mahoney	1955	24	220
7. Tom Jasper	1971	27	215
8. Bob Sherwood	1970	27	209
9. Tom Jasper	1970	27	205
10. Bill Chambers	1951	31	199

Career Field Goals Made

Player	Seasons	G	FG
1. Chet Giermak	1947-50	111	847
2. John Lowenhaupt	1975-78	112	734
3. Keith Cieplicki	1982-85	113	726
4. Jeff Cohen	1958-61	103	719
5. Thomas Roberts	1990-93	111	637
6. Scott Smith	1989-92	107	556
7. Ed McMillan	1948-51	120	532
8. Bill Chambers	1951-53	82	524
9. Ron Satterthwaite	1974-77	106	522
10. Kurt Small	1992-95	108	486



Carl Parker

Single-Game Field Goal Attempts

- 34 Bill Chambers vs. Wash. & Lee (2/21/53)
- 31 Jeff Cohen at West Virginia (12/3/60)
- 29 Jeff Cohen vs. West Virginia (2/26/60)
- 28 Jeff Cohen vs. Richmond (2/25/61)
- 28 John Mahoney at Furman (12/3/54)
- 27 Kurt Small vs. American (2/15/95)
- 27 Dave Hunter at Virginia Tech (2/10/64)
- 26 Seven tied with 26

Season Field Goal Attempts

Player	Season	G	FGA
1. Chet Giermak	1949	34	673
2. Chet Giermak	1950	31	630
3. Tom Jasper	1970	27	510
4. Tom Jasper	1971	27	505
5. John Mahoney	1955	24	474
6. Adam Hess	2004	28	461
7. Jeff Cohen	1960	26	458
8. Don Engelken	1958	29	450
9. Chet Giermak	1948	23	448
10. Ed McMillan	1951	31	444

Career Field Goal Attempts

Player	Seasons	G	FGA
1. Chet Giermak	1947-50	111	1751
2. Jeff Cohen	1958-61	103	1545
3. Ed McMillan	1948-51	120	1512
4. John Lowenhaupt	1975-78	112	1419
5. Thomas Roberts	1990-93	111	1382
6. Keith Cieplicki	1982-85	113	1341
7. Kurt Small	1992-95	108	1161
8. Ron Satterthwaite	1974-77	106	1141
9. Scott Smith	1989-92	107	1117
10. Bill Chambers	1951-53	82	1113

Single-Game Field Goal Percentage

(minimum 7 attempts)

- 1.000 (10-10) Tom Bock at Navy (2/15/89)
- 1.000 (10-10) Jim McDonough at UR (2/21/76)
- 1.000 (9-9) Keith Cieplicki vs. VCU (2/23/82)
- 1.000 (9-9) Corey Cofield vs. JMU (2/4/04)**
- 1.000 (7-7) Jack Jenkins vs. ODU (2/5/03)
- 1.000 (7-7) Zeb Cope at Mary. (12/27/01)
- 1.000 (7-7) Carl Parker vs. Rich. (2/3/96)
- 1.000 (7-7) Keith Cieplicki vs. VA Wes. (2/1/84)
- .938 (15-16) Keith Cieplicki vs. Drex. (12/1/84)
- .917 (11-12) John Lowenhaupt at UR (2/18/78)
- .917 (11-12) John Mahoney at W&L (2/6/54)

Season Field Goal Percentage

(minimum 200 attempts)

Player	Season	FG-A	Pct
1. Carl Parker	1996	164-274	.599
2. John Lowenhaupt	1978	195-337	.579
3. Gary Bland	1984	115-201	.572
4. Keith Cieplicki	1985	235-413	.569
5. Corey Cofield	2004	126-224	.563
6. Kevin Richardson	1984	124-226	.549
7. Carl Parker	1995	166-305	.544
8. Bob Hoitsma	1957	117-216	.542
9. Todd Cauthorn	1993	132-244	.541
10. Scott Smith	1990	163-302	.540

Career Field Goal Percentage

(minimum 500 attempts)

Player	Seasons	FG-A	Pct
1. Carl Parker	1993-96	478-853	.560
2. Mike Strayhorn	1980-83	392-710	.552
3. Ben Blocker	1989-92	329-603	.546
4. Keith Cieplicki	1982-85	726-1341	.541
5. Kevin Richardson	1982-85	441-829	.532
6. Todd Cauthorn	1990-93	311-590	.527
7. John Lowenhaupt	1975-78	734-1419	.517
8. Dave Daugherty	1967-69	337-654	.515
9. Bob Sherwood	1968-70	431-837	.515
10. Ken Bowen	1979-82	359-700	.513

Team Records

Season Field Goals Made

Year	G	FG
1. 1977	30	864
2. 1949	34	852
3. 1970	27	827
4. 1976	28	800
5. 1973	27	782
6. 1975	28	765
7. 1992	29	764
8. 1951	31	760
9. 1991	28	750
10. 1952	28	740

Field Goal Attempts

Year	G	FGA
1. 1949	34	2357
2. 1950	32	2067
3. 1951	31	2015
4. 1952	28	1978
5. 1970	27	1930
6. 1977	30	1800
7. 1958	29	1790
8. 1973	27	1762
9. 1955	25	1733
10. 1957	27	1705

Field Goal Percentage

Year	FG-A	Pct
1. 1983	723-1379	.524
2. 1984	711-1369	.519
3. 1982	676-1324	.511
4. 1978	689-1370	.503
5. 1985	738-1473	.501
6. 1980	670-1361	.492
7. 1977	864-1800	.480
8. 1981	690-1438	.480
9. 1991	750-1566	.479
10. 1976	800-1691	.473

Three-Point Field Goal Records

Individual Records

Single-Game 3-Point FG Made

- 9 Matt Verkey vs. GMU (2/27/95)
- 8 Matt Verkey at GMU (1/24/96)
- 8 Greg Burzell at Richmond (2/27/88)
- 7 Adam Hess at Hampton (2/3/03)
- 7 Greg Burzell vs. George Mason (3/6/88)
- 7 Greg Burzell at Stanford (12/4/87)

Season Three-Point FG Made

Player	Seasons	G	3FG
1. Greg Burzell	1988	29	75
2. Adam Hess	2003	28	68
3. Randy Bracy	1998	26	65
4. Matt Verkey	1994	27	63
5. Bobby Fitzgibbons	1997	28	62
6. Adam Hess	2004	28	57
Bobby Fitzgibbons	1996	26	57
David Cox	1994	27	57
9. Matt Verkey	1996	26	56
10. Mike Johnson	2002	29	52

Career Three-Point FG Made

Player	Seasons	G	3FG
1. Matt Verkey	1993-96	106	218
2. Randy Bracy	1996-99	92	171
3. Greg Burzell	1987-89	82	150
4. Adam Hess	2002-04	75	144
5. Jim Moran	1998-01	107	141
6. David Cox	1992-95	109	137
7. Mike Johnson	2000-02	79	129
8. Jimmy Apple	1988-91	86	124
9. Bobby Fitzgibbons	1996-97	54	119
10. Brendan Connor	1990-93	102	88

Single-Game 3-Point FG Attempts

- 16 Greg Burzell at Richmond (2/27/88)
- 15 Matt Verkey at GMU (1/24/96)
- 15 Greg Burzell at Stanford (12/4/87)
- 14 Adam Hess at Radford (11/24/03)
- 14 Adam Hess at VCU (2/19/03)
- 13 Matt Verkey vs. GMU (2/27/95)
- 12 Randy Bracy vs. GMU (2/15/97)
- 12 Greg Burzell at Miami (OH) (11/30/87)
- 11 Adam Hess vs. George Mason (2/15/03)
- 11 Jim Moran vs. East Carolina (2/24/01)
- 11 Mike Johnson at American (12/9/00)
- 11 Mike Johnson at JMU (2/17/00)
- 11 Justin Jackette vs. American (2/25/99)
- 11 Randy Bracy at Old Dominion (2/3/98)
- 11 Bobby Fitzgibbons vs. UAB (12/28/96)
- 11 Bobby Fitzgibbons vs. GMU (2/26/96)
- 11 Matt Verkey vs. VMI (2/9/94)
- 11 Sean Duff at UNCG (12/1/92)
- 11 Jimmy Apple at East Carolina (1/20/90)
- 11 Jimmy Apple at Richmond (1/28/89)

Season 3-Point FG Attempts

Player	Season	G	3FGA
1. Adam Hess	2004	28	189
2. Adam Hess	2003	28	183
3. Randy Bracy	1998	26	172
4. Greg Burzell	1988	29	170
5. Matt Verkey	1994	27	164
6. David Cox	1994	27	158
7. Bobby Fitzgibbons	1997	28	157
8. Matt Verkey	1996	26	152
9. Mike Johnson	2001	28	149
10. Matt Verkey	1995	27	146

Career 3-Point FG Attempts

Player	Seasons	G	3FGA
1. Matt Verkey	1993-96	106	583
2. Randy Bracy	1996-99	92	495
3. Adam Hess	2002-04	75	447
4. David Cox	1992-95	109	395
5. Jim Moran	1998-01	107	376
6. Mike Johnson	2000-02	79	373
7. Greg Burzell	1987-89	82	358
8. Jimmy Apple	1988-91	86	341
9. Bobby Fitzgibbons	1996-97	54	288
10. Kurt Small	1992-95	108	271

Single-Game 3-Point FG Percentage

(minimum 4 attempts)

- 1.000 (4-4) Terence Jennings vs. ODU (2/5/97)
- .857 (6-7) Nick D'Antoni at JMU (1/28/04)**
- .833 (5-6) Jim Moran vs. Elon (12/22/98)
- .833 (5-6) David Grabuloff vs. UR (2/7/98)
- .833 (5-6) Greg Burzell at ECU (1/27/88)

Season 3-Point FG Percentage

(minimum 75 attempts)

Player	Season	3FG-A	Pct
1. Greg Burzell	1988	75-170	.441
2. Brendan Connor	1992	34-78	.436
3. Bobby Fitzgibbons	1996	57-131	.435
4. Jim Moran	1999	44-106	.415
5. Matt Verkey	1993	50-121	.413
6. Bobby Fitzgibbons	1997	62-157	.395
7. Matt Verkey	1994	63-164	.384
8. Jimmy Apple	1988	51-134	.381
9. Terence Jennings	1998	47-124	.379
10. Zeb Cope	2004	39-103	.379

Career 3-Point FG Percentage

(minimum 200 attempts)

Player	Seasons	3FG-A	Pct
1. Greg Burzell	1987-89	150-358	.419
2. Bobby Fitzgibbons	1996-97	119-288	.413
3. Jim Moran	1998-01	141-376	.375
4. Matt Verkey	1993-96	218-583	.374
5. Mit Winter	1998-01	75-205	.366
6. Brendan Connor	1990-93	88-242	.364
Jimmy Apple	1988-91	124-341	.364
8. David Cox	1992-95	137-395	.347
9. Mike Johnson	2000-02	129-373	.346
10. Randy Bracy	1996-99	171-495	.345

Season 3-Point FG Made Per Game

Player	Season	G	3FG	Avg
1. Greg Burzell	1988	29	75	2.59
2. Randy Bracy	1998	26	65	2.50
3. Adam Hess	2003	28	68	2.43
4. Matt Verkey	1994	27	63	2.33
5. Bobby Fitzgibbons	1997	28	62	2.21
6. Bobby Fitzgibbons	1996	26	57	2.19
7. Matt Verkey	1996	26	56	2.15
9. David Cox	1994	27	57	2.11
8. Adam Hess	2004	28	57	2.04
10. Matt Verkey	1993	26	50	1.92

Career 3-Point FG Made Per Game

(minimum 50 games)

Player	Seasons	G	3FG	Avg
1 Bobby Fitzgibbons	1996-97	54	119	2.20
2 Matt Verkey	1993-96	106	218	2.06
3 Adam Hess	2002-04	75	144	1.92
4 Randy Bracy	1996-99	92	171	1.86
5 Greg Burzell	1987-89	82	150	1.83
6 Mike Johnson	2000-02	79	129	1.63
7 Jimmy Apple	1988-91	86	124	1.44
8 Jim Moran	1998-01	107	141	1.32
9 David Cox	1992-95	109	137	1.26
10 Scotty Scott	1997,99-00	65	69	1.06

Team Records

Season 3-Point FG Made

Year	G	3FG
1. 2000	28	188
2. 1998	27	187
3. 2002	29	185
4. 1994	27	183
5. 1999	27	180

Season 3-Point FG Attempts

Year	G	3FGA
1. 2002	29	579
2. 2004	28	556
3. 1999	27	548
4. 2003	28	539
5. 2000	28	537

Season 3-Point FG Percentage

Year	3FG-A	Pct
1. 1988	148-374	.396
2. 1987	66-171	.386
3. 1996	173-470	.368
4. 1992	108-298	.362
5. 1993	159-440	.361

Season 3-Point FG Per Game

Years	G	3FG	Avg
1. 1998	27	187	6.93
2. 1994	27	183	6.78
3. 2000	28	188	6.71
4. 1999	27	180	6.67
5. 1996	26	173	6.65

Free Throw Records

Individual Records

Single-Game Free Throws

- 20 John Mahoney vs. GW (12/29/54)
- 19 Kurt Small at The Citadel (12/4/93)
- 18 Jeff Cohen at Richmond (1/7/61)
- 17 Mit Winter vs. James Madison (1/24/01)
- 17 Bev Vaughan at Tennessee (12/5/59)
- 16 Steve Dodge vs. Rice (1/6/71)
- 16 Jeff Cohen vs. Navy (2/8/58)
- 16 John Mahoney vs. Maryland (2/25/54)
- 15 Tony Traver vs. East Carolina (2/9/83)
- 15 Bob Hoitsma vs. Richmond (2/25/56)

Season Free Throws Made

Player	Season	G	FT
1. Roy Lange	1958	29	227
2. John Mahoney	1955	24	216
3. Jeff Cohen	1961	24	189
4. Ron Panneton	1967	25	172
5. Jeff Cohen	1960	26	168
6. John Mahoney	1954	23	166
7. Bill Chambers	1953	23	151
8. Kurt Small	1993	27	150
9. Bev Vaughan	1960	26	147
10. Chet Giermak	1949	34	138

Career Free Throws Made

Player	Seasons	G	FT
1. Jeff Cohen	1958-61	103	565
2. John Mahoney	1952-55	78	492
3. Kurt Small	1992-95	108	429
4. Bev Vaughan	1958-61	88	417
5. Thomas Roberts	1990-93	111	416
6. Roy Lange	1956-59	88	408
Bill Chambers	1951-53	82	408
8. John Lowenhaupt	1975-78	112	398
9. Ron Panneton	1966-68	73	370
10. Keith Cieplicki	1982-85	113	360

Single-Game Free Throws Attempted

- 24 Kurt Small at The Citadel (12/4/93)
- 22 Jeff Cohen at Richmond (1/7/61)
- 22 Bev Vaughan at Tennessee (12/5/59)
- 22 John Mahoney vs. GW (12/29/54)
- 21 Jeff Cohen vs. Navy (2/8/58)
- 19 John Mahoney vs. Maryland (2/25/54)
- 19 John Mahoney at Maryland (12/8/53)
- 18 Thomas Roberts vs. GMU (1/11/93)
- 18 Ron Panneton at GW (12/18/65)
- 18 Jeff Cohen vs. West Virginia (3/3/61)
- 18 Joe Agee vs. Wake Forest (1/7/52)

Season Free Throw Attempts

Player	Season	G	FTA
1. Roy Lange	1958	29	288
2. John Mahoney	1955	24	286
3. Jeff Cohen	1961	24	246
4. Jeff Cohen	1960	26	232
5. John Mahoney	1954	23	223
6. Ron Panneton	1967	25	213
7. Bill Chambers	1951	31	212
8. Kurt Small	1993	27	208
9. Bob Hoitsma	1957	27	207
10. Bev Vaughan	1960	26	199
Chet Giermak	1949	34	199

Career Free Throw Attempts

Player	Seasons	G	FTA
1. Jeff Cohen	1958-61	103	784
2. John Mahoney	1952-55	78	670
3. Thomas Roberts	1990-93	111	608
4. Kurt Small	1992-95	108	593
5. Bev Vaughan	1958-61	88	575
6. Bill Chambers	1951-53	82	574
7. Roy Lange	1956-59	88	528
8. Bill Barnes	1979-82	109	521
9. Chet Giermak	1947-50	111	517
10. John Lowenhaupt	1975-78	112	485



Greg Burzell

Single-Game Free Throw Percentage

(minimum 11 attempts)

- 1.000 (17-17) Mit Winter vs. JMU (1/24/01)
- 1.000 (16-16) Steve Dodge vs. Rice (1/6/71)
- 1.000 (14-14) Scott Coval vs. JMU (2/15/86)
- 1.000 (13-13) Bill Chambers at UVa (2/13/52)
- 1.000 (12-12) Adam Hess vs. VCU (1/18/03)
- 1.000 (11-11) Mike Arizin vs. UR (12/11/73)
- 1.000 (11-11) Bob Harris vs. VT (2/28/63)
- .938 (15-16) Tony Traver vs. ECU (2/9/83)
- .938 (15-16) Bob Hoitsma vs. UR (2/25/56)
- .933 (14-15) Tom Bock at Tow. (1/16/89)
- .933 (14-15) Jeff Cohen WVU (1/30/60)
- .933 (14-15) Roy Lange vs. H-SC (12/1/56)

Season Free Throw Percentage

(minimum 80 attempts)

Player	Season	FT-A	Pct
1. Scott Coval	1986	111-121	.917
2. Dave Daugherty	1967	77-88	.875
3. Tony Traver	1983	111-127	.874
4. John Lowenhaupt	1978	114-132	.864
5. Tom Farrington	1960	75-87	.862
6. Keith Cieplicki	1983	131-153	.856
7. Ron Panneton	1968	112-132	.848
8. Adam Hess	2003	114-135	.844
9. George Spack	1972	86-103	.835
10. John Lowenhaupt	1977	134-161	.832

Career Free Throw Percentage

(minimum 200 attempts)

Player	Seasons	FT-A	Pct
1. Scott Coval	1983-86	259-288	.899
2. Mike Arizin	1973-74	238-288	.826
3. Keith Cieplicki	1982-85	360-437	.824
4. John Lowenhaupt	1975-78	398-485	.821
5. George Spack	1971-73	182-222	.820
6. Tony Traver	1981, 83-85	236-294	.803
7. Ron Panneton	1966-68	370-466	.794
8. Mit Winter	1998-01	164-208	.788
9. Adam Hess	2002-04	283-363	.780
10. Matt Verkey	1993-96	207-267	.775

Team Records

Season Free Throws

Year	G	FT
1. 1958	29	670
2. 1955	25	645
3. 1957	27	572
4. 1960	26	559
5. 1953	23	551
6. 1961	24	550
7. 1971	27	547
8. 1951	31	542
9. 1952	28	533
10. 1956	26	513

Season Free Throw Attempts

Year	G	FTA
1. 1958	29	922
2. 1955	25	907
3. 1957	27	867
4. 1952	28	843
5. 1951	31	832
6. 1956	26	808
7. 1953	23	794
8. 1961	24	783
9. 1960	26	781
10. 1971	27	755

Season Free Throw Percentage

Year	FT-A	Pct
1. 1983	470-609	.772
2. 1973	483-636	.759
3. 1974	410-552	.743
4. 1980	512-695	.737
5. 1984	345-470	.734
6. 1985	386-526	.734
7. 1967	513-704	.729
8. 1958	670-922	.727
9. 1968	476-656	.726
10. 1972	473-652	.725

Rebounding Records

Individual Records

Single-Game Rebounds

1. 51* Bill Chambers vs. Virginia (2/14/53)
2. 31 Jeff Cohen vs. Richmond (2/25/61)
- 31 Chuck Sanders vs. Virg. Tech (1/18/57)
4. 27 Kirk Gooding vs. GW (2/19/63)
- 27 Jeff Cohen at Richmond (12/30/59)
6. 26 David Cully vs. VMI (1/17/96)
7. 25 Jeff Cohen at West Virginia (12/3/60)
8. 24 Todd Cauthorn vs. The Citadel (12/5/92)
- 24 Jeff Cohen vs. Richmond (1/10/59)
10. 23 Jeff Cohen vs. Richmond (3/1/58)
- 23 John Mahoney vs. VMI (2/12/55)

* NCAA Record



Ben Pomeroy



Bob Sherwood

Season Rebounds

Player	Season	G	Reb.
1. Bill Chambers	1952	28	509
2. Bill Chambers	1953	23	498
3. Jeff Cohen	1960	26	471
4. Jeff Cohen	1961	24	424
5. Jeff Cohen	1959	24	413
6. Jeff Cohen	1958	29	371
7. John Mahoney	1955	24	312
8. Ben Pomeroy	1967	25	308
9. John Mahoney	1954	23	306
10. Kirk Gooding	1963	20	302

Career Rebounds

Player	Seasons	G	Reb.
1. Jeff Cohen	1958-61	103	1679
2. Bill Chambers	1951-53	82	1270
3. Ben Pomeroy	1965-67	74	886
4. John Mahoney	1952-55	78	869
5. David Cully	1993-96	93	783
6. Chuck Sanders	1957-60	94	717
7. Matt Courage	1973-75	110	714
8. Kirk Gooding	1961-63	58	710
9. John Lowenhaupt	1975-78	112	669
10. Thomas Roberts	1990-93	111	655

Season Rebound Average

Player	Season	G	Pts	Avg
1. Bill Chambers	1953	23	498	21.7
2. Bill Chambers	1952	28	509	18.2
3. Jeff Cohen	1960	26	471	18.1
4. Jeff Cohen	1961	24	424	17.7
5. Jeff Cohen	1959	24	413	17.2
6. Kirk Gooding	1963	20	302	15.1
7. John Mahoney	1954	23	306	13.3
8. John Mahoney	1955	24	312	13.0
9. Jeff Cohen	1958	29	371	12.8
10. Ben Pomeroy	1966	24	300	12.5

Career Rebound Average

(minimum 50 games)

Player	Seasons	G	Reb.	Avg
1. Jeff Cohen	1958-61	103	1679	16.3
2. Bill Chambers	1951-53	82	1270	15.5
3. Kirk Gooding	1961-63	58	710	12.2
4. Ben Pomeroy	1965-67	74	886	12.0
5. John Mahoney	1952-55	78	869	11.1
6. Bob Sherwood	1968,70	51	524	10.3
7. Martin Morris	1963-65	67	629	9.4
8. Bob Hoitsma	1952,56-57	58	512	8.8
9. David Cully	1993-96	93	783	8.4
10. Tom Jasper	1970-71	54	444	8.2

Team Records

Season Rebounds

Year	G	Reb.
1. 1952	28	1534
2. 1960	26	1359
3. 1961	24	1313
4. 1953	23	1219
5. 1977	30	1206
6. 1970	27	1202
7. 1975	28	1152
1957	27	1152
9. 1973	27	1129
10. 1959	24	1126

Rebounding Average

Year	G	Reb.	Avg.
1. 1952	28	1534	54.8
2. 1961	24	1313	54.7
3. 1953	23	1219	53.0
4. 1960	26	1359	52.3
5. 1959	24	1126	46.9
6. 1963	24	1094	45.6
7. 1965	25	1125	45.0
8. 1970	27	1202	44.5
9. 1962	24	1060	44.2
10. 1964	22	961	43.7



Tom Jasper

Assist Records

Individual Records

Single-Game Assists

1. 15 Scott Coval vs. George Mason (2/23/85)
2. 14 Scotty Scott vs. Elon (12/22/98)
3. 12 David Cox vs. George Mason (2/27/95)
4. 11 **Nick D'Antoni at GMU (1/31/04)**
- 11 **Nick D'Antoni at Towson (1/14/04)**
- 11 Scotty Scott vs. Campbell (12/22/99)
- 11 Randy Bracy vs. Geo. Mason (2/26/96)
- 11 Matt O'Reilly at Towson (1/16/89)
- 11 Scott Coval vs. Delaware (1/30/85)
- 11 Billy Barnes vs. Richmond (1/20/82)
- 11 John Lowenhaupt at Furman (1/22/77)
12. 10 **Nick D'Antoni at Hofstra (1/24/04)**
- 10 Kurt Small vs. George Mason (2/27/95)
- 10 David Cox vs. American (2/15/95)
- 10 David Cox vs. James Madison (2/7/94)
- 10 David Cox at Holy Cross (1/5/93)
- 10 Curtis Pride vs. East Carolina (2/24/88)
- 10 Scott Coval vs. Drexel (12/1/84)
- 10 George Spack vs. Richmond (2/26/72)



Scotty Scott

Season Assists

Player	Season	G	Ast.
1. Scott Coval	1985	27	168
2. Nick D'Antoni	2004	28	159
Bill Barnes	1982	28	128
4. John Lowenhaupt	1977	30	123
5. Matt O'Reilly	1989	28	121
6. David Cox	1994	27	120
7. Randy Bracy	1996	26	119
8. John Lowenhaupt	1978	26	118
9. David Cox	1995	26	116
10. Ron Satterthwaite	1975	28	113

Career Assists

Player	Seasons	G	Ast.
1. Scott Coval	1983-86	110	409
2. John Lowenhaupt	1975-78	112	369
3. Brendan Connor	1990-93	102	358
4. Randy Bracy	1996-99	92	351
5. Mike Enoch	1975-78	110	344
6. Bill Barnes	1979-82	109	341
7. David Cox	1992-95	109	336
8. Ron Satterthwaite	1974-77	106	331
9. Matt O'Reilly	1987-90	106	297
10. Curtis Pride	1987-90	94	287

Season Assist Average

Player	Season	G	Ast.	Avg.
1. Scott Coval	1985	27	168	6.22
2. Nick D'Antoni	2004	28	159	5.68
3. Randy Bracy	1996	26	119	4.58
4. Bill Barnes	1982	28	128	4.57
5. John Lowenhaupt	1978	26	118	4.54
6. David Cox	1995	26	116	4.46
7. David Cox	1994	27	120	4.44
8. Matt O'Reilly	1989	28	121	4.32
9. Randy Bracy	1998	26	107	4.12
10. John Lowenhaupt	1977	30	123	4.10



Randy Bracy

Career Assist Average

(minimum 50 games)

Player	Seasons	G	Ast.	Avg.
1. Randy Bracy	1996-99	92	351	3.82
2. Scott Coval	1983-86	110	409	3.72
3. Brendan Connor	1990-93	102	358	3.51
4. Nick D'Antoni	2002- 78	265	3.40	
5. John Lowenhaupt	1975-78	112	369	3.29
6. Bill Barnes	1979-82	109	341	3.13
7. Mike Enoch	1975-78	110	344	3.13
8. Ron Satterthwaite	1974-77	106	331	3.12
9. David Cox	1992-95	109	336	3.08
10. Curtis Pride	1987-90	94	287	3.05

Team Records

Season Assists

Year	G	Ast.
1. 1977	30	508
2. 1985	28	455
3. 2004	28	442
4. 1988	29	435
5. 1978	26	419
6. 1990	28	411
7. 1992	29	405
8. 1989	28	397
9. 1984	28	396
10. 1998	27	395

Season Assist Average

Year	G	Ast.	Avg.
1. 1977	30	508	17.0
2. 1985	28	455	16.3
3. 1978	26	419	16.1
4. 2004	28	442	15.8
5. 1988	29	435	15.0
6. 1990	28	411	14.7
7. 1998	27	395	14.6
8. 1993	27	391	14.5
9. 1987	27	388	14.4
10. 1996	26	373	14.4



David Cox

Steal Records

Individual Records

Single-Game Steals

1. 8 Rod Musselman vs. Wash. Coll. (1/10/76)
2. 7 Randy Bracy at The Citadel (12/2/98)
- 7 Randy Bracy vs. Old Dominion (2/5/97)
4. 6 Adam Hess at George Mason (1/31/04)
- 6 Randy Bracy at American (1/13/99)
- 6 Randy Bracy vs. Stetson (11/15/97)
- 6 Jim Moran at UNCG (11/29/97)
- 6 Matt Verkey at American (1/24/94)
- 6 Scott Coval vs. Drexel (11/30/85)
- 6 Mike Strayhorn vs. Richmond (1/20/82)
- 6 Billy Barnes vs. Virginia Tech (2/12/79)



Kurt Small

Season Steals

Player	Season	G	Stl.
1. Jim McDonough	1976	25	112
2. John Lowenhaupt	1976	28	58
3. Randy Bracy	1998	26	57
John Lowenhaupt	1978	26	57
5. Mike Strayhorn	1983	29	56
6. Bill Barnes	1981	28	55
7. Bill Barnes	1982	28	54
Bill Barnes	1980	27	54
9. Randy Bracy	1996	26	47
Scott Whitley	1980	26	47



Matt Verkey

Career Steals

Player	Seasons	G	Stl.
1. Bill Barnes	1979-82	109	207
2. Randy Bracy	1996-99	92	175
3. John Lowenhaupt	1976-78	84	160
4. Mike Strayhorn	1980-83	103	148
5. Jim Moran	1998-01	107	145
6. Kurt Small	1992-95	108	144
7. Curtis Pride	1987-90	94	136
8. Brendan Connor	1990-93	102	128
Scott Whitley	1978-81	101	128
10. Jim McDonough	1976-77	55	125

Season Steal Average

Player	Season	G	Stl.	Avg.
1. Jim McDonough	1976	25	112	4.48
2. Randy Bracy	1998	26	57	2.19
John Lowenhaupt	1978	26	57	2.19
4. John Lowenhaupt	1976	28	58	2.07
5. Bill Barnes	1980	27	54	2.00
6. Bill Barnes	1981	28	55	1.96
7. Mike Strayhorn	1983	29	56	1.93
8. Bill Barnes	1982	28	54	1.93
9. Randy Bracy	1999	18	34	1.89
10. Randy Bracy	1996	26	47	1.81
Scott Whitley	1980	26	47	1.81

Career Steal Average

(minimum 50 games)

Player	Seasons	G	Stl.	Avg.
1. Jim McDonough	1976-77	55	125	2.27
2. John Lowenhaupt	1976-78	84	160	1.90
3. Randy Bracy	1996-99	92	175	1.90
4. Bill Barnes	1979-82	109	207	1.90
5. Curtis Pride	1987-90	94	136	1.45
6. Mike Enoch	1976-78	83	120	1.45
7. Mike Strayhorn	1980-83	103	148	1.44
8. Jim Moran	1998-01	107	145	1.36
9. Kurt Small	1992-95	108	144	1.33
10. Scott Whitley	1978-81	101	128	1.27

Team Records

Season Steals

Year	G	Stl.
1. 1976	28	282
2. 1980	27	240
3. 1981	28	233
4. 1977	30	219
5. 1998	27	215
6. 1992	29	213
7. 1988	29	206
8. 1978	26	191
1983	29	191
10. 1993	27	189

Steals Average

Year	G	Stl.	Avg.
1. 1976	28	282	10.07
2. 1980	27	240	8.89
3. 1981	28	233	8.32
4. 1998	27	215	7.96
5. 1978	26	191	7.35
6. 1992	29	213	7.34
7. 1977	30	219	7.30
8. 1979	26	186	7.15
9. 1988	29	206	7.10
10. 1993	27	189	7.00



Curtis Pride

Blocked Shot Records

Individual Records

Single-Game Blocked Shots

- 10 David Cully vs. George Mason (2/26/96)
- 9 David Cully vs. American (2/15/95)
- 9 David Cully at Richmond (1/24/95)
- 7 David Cully vs. Richmond (2/3/96)
- 7 David Cully at VMI (1/26/95)
- 7 David Cully vs. Siena (1/7/95)
- 7 David Cully vs. Navy (1/4/94)
- 6 David Cully at Richmond (1/10/96)
- 6 David Cully at Old Dominion (2/25/95)
- 6 David Cully vs VMI (2/9/94)



David Cully

Season Blocked Shots

Player	Season	G	Blk.
1. David Cully	1995	27	91
2. David Cully	1996	25	84
3. David Cully	1994	26	71
4. Adam Duggins	2000	28	53
5. Adam Duggins	2003	28	52
6. Todd Cauthorn	1992	29	33
Thomas Roberts	1992	29	33
8. Dennis Vail	1976	27	32
9. Carl Parker	1996	26	31
Brant Weidner	1983	29	31



Ben Blocker

Career Blocked Shots

Player	Seasons	G	Blk.
1. David Cully	1993-96	93	248
2. Adam Duggins	2000-03	100	139
3. Thomas Roberts	1990-93	111	107
4. Carl Parker	1993-96	107	95
5. Todd Cauthorn	1990-93	105	93
6. Jim Moran	1998-01	107	88
7. Brant Weidner	1980-83	111	76
8. Ben Blocker	1989-92	105	60
9. Jermaine Harmon	1996-99	79	56
10. Randy Bracy	1996-99	92	54

Season Blocked-Shot Average

Player	Season	G	Blk.	Avg.
1. David Cully	1995	27	91	3.37
2. David Cully	1996	25	84	3.36
3. David Cully	1994	26	71	2.73
4. Adam Duggins	2000	28	53	1.89
5. Adam Duggins	2003	28	52	1.86
6. Jermaine Harmon	1999	8	13	1.63
7. Carl Parker	1996	26	31	1.19
8. Dennis Vail	1976	27	32	1.19
9. Todd Cauthorn	1992	29	33	1.14
Thomas Roberts	1992	29	33	1.14

Adam Duggins

Career Blocked-Shot Average

(minimum 50 games)

Player	Seasons	G	Blk.	Avg.
1. David Cully	1993-96	93	248	2.67
2. Adam Duggins	2000-03	100	139	1.39
3. Thomas Roberts	1990-93	111	107	0.96
4. Carl Parker	1993-96	107	95	0.89
5. Todd Cauthorn	1990-93	105	93	0.89
6. Jim Moran	1998-01	107	88	0.82
7. Jermaine Harmon	1996-99	79	56	0.71
8. Matt Courage	1973-75,77	110	20	0.70
9. Brant Weidner	1980-83	111	76	0.68
10. David Grabuloff	1996-98	76	51	0.67

Team Records

Season Blocked Shots

Year	G	Blk.
1. 1996	26	164
2. 1995	27	153
3. 1994	27	129
4. 2000	28	122
1998	27	122
6. 1992	29	117
7. 1976	28	102
8. 2001	28	99
9. 1991	28	97
10. 1999	27	93

Season Blocked-Shot Average

Year	G	Blk.	Avg.
1. 1996	26	164	6.31
2. 1995	27	153	5.67
3. 1994	27	129	4.78
4. 1998	27	122	4.52
5. 2000	28	122	4.36
6. 1992	29	117	4.03
7. 1976	28	102	3.64
8. 2001	28	99	3.54
9. 1991	28	97	3.46
10. 1999	27	93	3.44



Participation Records

Individual Records

Career Games Played

Player	Seasons	Yrs	G
1. Ed McMillan	1948-51	4	120
2. Sherman Rivers	2000-03	4	113
Keith Cieplicki	1982-85	4	113
Kevin Richardson	1982-85	4	113
5. Tom Strohbehn	1999-02	4	112
John Lowenhaupt	1975-78	4	112
7. Thomas Roberts	1990-93	4	111
Brant Weidner	1980-83	4	111
Chet Giermak	1947-50	4	111
10. Greg Burzell	1986-89	4	110
Scott Coval	1983-86	4	110
Mike Enoch	1975-78	4	110
Matt Courage	1973-75,77	4	110

Season Minutes Played

Player	Season	G	Min.
1. Scott Coval	1986	28	1033
2. Adam Hess	2004	28	1007
Adam Hess	2003	28	1007
4. Shaka Arnold	1997	28	986
5. Thomas Roberts	1992	29	975
6. Jim Moran	2001	28	974
7. Jim Moran	2000	27	957
8. Jim Moran	1999	27	956
9. Sherman Rivers	2001	28	952
10. Nick D'Antoni	2004	28	942



Sherman Rivers

Career Minutes Played

Player	Seasons	G	Min.
1. Thomas Roberts	1990-93	111	3706
2. Jim Moran	1998-01	107	3570
3. Sherman Rivers	2000-03	113	3257
4. Matt Verkey	1993-96	106	3049
5. Randy Bracy	1996-99	92	2978
6. Brendan Connor	1990-93	102	2904
7. David Cox	1992-95	109	2876
8. Scott Smith	1989-92	107	2832
9. Kurt Small	1992-95	108	2807
10. Carl Parker	1993-96	107	2797

Season Minutes Per Game

Player	Season	G	Min.	Avg.
1. Walter Wenk	1965	25	940	37.6
2. Scott Coval	1986	28	1033	36.9
3. Ben Pomeroy	1965	25	900	36.0
4. Adam Hess	2004	28	1007	36.0
Adam Hess	2003	28	1007	36.0
6. Walter Wenk	1966	25	890	35.6
7. Jim Moran	2000	27	957	35.4
8. Ben Pomeroy	1966	24	850	35.4
9. Jim Moran	1999	27	956	35.4
10. Shaka Arnold	1997	28	986	35.2

Career Minutes Per Game

(minimum 50 games)

Player	Seasons	G	Min.	Avg.
1. Adam Hess	2002-04	75	2525	33.7
2. Thomas Roberts	1990-93	111	3706	33.4
3. Jim Moran	1998-01	107	3570	33.4
4. Randy Bracy	1996-99	92	2978	32.4
5. Sherman Rivers	2000-03	113	3257	28.8
6. Matt Verkey	1993-96	106	3049	28.8
7. Mark Batzel	1986-88	84	2407	28.7
8. Brendan Connor	1990-93	102	2904	28.5
9. Bobby Fitzgibbons	1996-97	54	1521	28.2
10. Mike Johnson	2000-02	79	2174	27.5

Season Personal Fouls

Player	Season	G	PF
1. Bob Benjamin	1951	31	115
2. Scott Smith	1990	28	114
Peery Lewis	1951	31	114
4. Jeff Cohen	1958	29	111
5. Bob Benjamin	1950	28	108
6. Matt Courage	1973	27	107
7. Todd Cauthorn	1993	27	106
8. Bill Chambers	1952	28	104
9. Jerry Fisher	1972	27	102
10. Scott Smith	1992	29	100

Career Personal Fouls

Player	Seasons	G	PF
1. Scott Smith	1989-92	107	380
2. Jeff Cohen	1958-61	103	379
3. Ed McMillan	1948-51	120	356
4. Mike Enoch	1975-78	110	338
5. Matt Courage	1973-75,77	110	335
6. Ben Blocker	1989-92	105	329
7. Todd Cauthorn	1990-93	105	323
8. Jim Moran	1998-01	107	318
9. Matt Verkey	1993-96	106	312
10. Carl Parker	1993-96	107	306



Bobby Fitzgibbons

Season Fouled Out

Player	Season	G	PF	FO
1. Bill Chambers	1952	28	104	12
2. Todd Cauthorn	1993	27	106	11
Scott Smith	1990	28	114	11
4. Scott Smith	1989	23	82	10
Jerry Harris	1952	28	99	10
Bill Chambers	1951	31	95	10
7. Matt Courage	1973	27	107	9
8. Curtis Pride	1990	27	86	8
Mike Enoch	1977	30	87	8
Mike Enoch	1975	27	85	8
Paul Furlong	1956	26	89	8
Howard Bollerman	1954	22	90	8

Career Fouled Out

Player	Seasons	G	PF	FO
1. Scott Smith	1989-92	107	380	33
2. Mike Enoch	1975-78	110	338	27
Bill Chambers	1951-53	82	274	27
4. Todd Cauthorn	1990-93	105	323	24
5. Curtis Pride	1987-90	94	278	19
6. Matt Courage	1973-75,77	110	335	18
7. Jim Moran	1998-01	107	318	17
Jim Rama	1966-68	74	238	17
Jeff Cohen	1958-61	103	379	17
Tom Farrington	1957-60	77	249	17

W&M vs. Nationally-Ranked Opponents (AP)

1948-49

Feb. 5 #17 NC State L 52-66

1949-50

Jan. 12 at #9 NC State L 58-72
Feb. 7 #8 NC State W 54-50

1950-51

Dec. 21 at #17 Cincinnati L 60-89
Jan. 12 at #7 NC State L 54-61
Feb. 3 #8 NC State W 88-78

1951-52

Jan. 14 #15 Louisville L 65-93

1952-53

Jan. 13 #8 NC State L 58-62
Feb. 7 at #15 NC State L 71-101
Feb. 19 #18 Duke (ot) W 85-82

1953-54

Feb. 13 at #19 NC State L 48-65
at #8 George Washington L 58-69
Feb. 25 #11 Maryland L 55-74

1954-55

Dec. 29 vs. #9 George Washington¹ L 73-87
at #8 George Washington L 65-79
Jan. 15 at #13 Richmond L 71-92
Feb. 5 #12 Maryland L 62-67
Feb. 9 #7 NC State L 99-126
at #10 George Washington L 76-119

1955-56

Jan. 3 #4 Vanderbilt (2ot) L 80-89
Jan. 21 at #3 NC State L 71-90
at #12 North Carolina L 63-115

1956-57

Jan. 1 at #12 Tennessee L 68-81
Jan. 2 at #9 Vanderbilt L 65-80
Jan. 8 #2 North Carolina L 61-71
Jan. 14 at #15 West Virginia L 72-81
Feb. 25 at #11 West Virginia L 57-80

1957-58

Dec. 13 at #8 West Virginia² L 52-68
at #3 North Carolina L 63-79
Feb. 10 at #1 West Virginia L 68-82
March 8 vs. #2 West Virginia³ L 58-74

1959-60

Jan. 13 at #10 West Virginia L 76-88
Jan. 30 #10 West Virginia⁴ L 76-82
Feb. 27 vs. #10 West Virginia³ L 82-85

1959-60

Jan. 11 at #3 West Virginia L 74-94
Jan. 30 #4 West Virginia⁴ W 94-86
Feb. 26 vs. #7 West Virginia³ L 83-117

1960-61

March 3 vs. #8 West Virginia³ W 88-76

1962-63

Feb. 4 at #6 Georgia Tech L 49-50

1963-64

Feb. 4 #5 Davidson⁴ L 84-111



The 1959-60 team and head coach **Bill Chambers** celebrate after upsetting fourth-ranked West Virginia, 94-86, January 30, 1960 in Norfolk. The Tribe broke the Mountaineers' 56-game Southern Conference winning streak.

1967-68

Dec. 15 at #8 Davidson L 75-81

1969-70

Feb. 3 at #15 Davidson L 87-93
vs. #11 Davidson⁵ L 54-78

1970-71

Dec. 29 vs. #1 UCLA⁶ L 71-90
Feb. 11 #6 Jacksonville L 69-100

1971-72

Dec. 15 #19 Virginia L 62-82
Dec. 18 at #14 Jacksonville L 72-83

1973-74

Dec. 20 at #9 Providence L 75-105
Feb. 2 #13 Pittsburgh L 62-68

1975-76

Jan. 21 at #20 VMI L 78-84
Feb. 11 #18 Virginia Tech L 48-50
Feb. 25 #3 Rutgers L 90-100

1976-77

Dec. 8 #11 Wake Forest (ot) L 84-90
Dec. 23 at #8 UCLA L 55-59
Feb. 16 #19 VMI W 86-84

1977-78

Dec. 7 #2 North Carolina W 78-75
Feb. 20 #17 Virginia L 49-62

1978-79

Feb. 14 at #4 North Carolina L 60-85

1979-80

Jan. 29 at #11 North Carolina L 61-71

1980-81

Dec. 6 #7 Virginia L 68-88
Jan. 3 at #9 Maryland L 64-69
Feb. 18 #13 North Carolina L 55-81

1981-82

Jan. 4 at #1 North Carolina L 40-64

1983-84

Jan. 7 at #5 Maryland L 44-58
Jan. 11 at #12 Wake Forest L 53-80

1985-86

Nov. 26 #6 Duke L 61-84
Feb. 1 • #20 Richmond L 47-67

1986-87

Jan. 5 #20 Duke L 46-82
Jan. 23 • at #18 Navy L 59-82

1987-88

Jan. 4 at #9 Duke L 70-101

1988-89

Jan. 11 at #1 Duke L 38-100

1989-90

Jan. 22 #8 Duke L 76-109

1991-92

Dec. 21 vs. #24 Charlotte⁷ L 75-83
Dec. 30 at #1 Duke L 61-97

1992-93

Jan. 25 #15 Virginia (ot) L 84-93

1993-94

Dec. 1 at #12 Virginia L 71-84

1995-96

Nov. 27 at #15 Virginia L 58-87
Dec. 2 #22 Virginia Tech L 66-71

1996-97

Dec. 4 #25 Virginia L 64-75

1999-2000

1/2/00 at #9 Duke L 55-96

2001-02

12/27/01 at #6 Maryland L 75-103

2003-04

1/3/04 at #15 Pittsburgh L 55-70

• Colonial Athletic Association game

1-UR Invitational, Richmond, VA; 2-Logan, WV; 3-Southern Conference Tournament, Richmond, VA (Richmond Arena); 4-Norfolk, VA; 5-Southern Conference Tournament, Charlotte, NC; 6-Steel Bowl, Pittsburgh, PA; 7-Kauai Classic, Kauai, HI

W&M in Overtime Games

1919-20	2/21/20	Richmond	L	39-42
1939-40		Washington & Lee	L	33-36
1940-41		Washington & Lee	W	34-32
1943-44	1/15/44	at Richmond	W	58-55
1948-49		vs. Geo. Washington ¹ (3ot)	L	74-78
1949-50		Hampden-Sydney	W	70-67
1950-51	Feb. 9	at George Washington	L	62-66
1952-53	Dec. 15	West Virginia	L	100-101
	Feb. 19	#18 Duke	W	85-82
1953-54	Feb. 20	Wake Forest	L	56-57
1955-56	Jan. 3	#4 Vanderbilt (2ot)	L	80-89
1957-58	March 1	Richmond (3ot)	L	67-79
1960-61	March 2	The Citadel vs. Furman ² (3ot)	W	63-64 86-84
1963-64	Dec. 27	vs. Eastern Kentucky ³	L	55-61
1964-65	Feb. 27	vs. West Virginia ⁴ (2ot)	L	67-70
1968-69	Feb. 8	Georgetown ⁵ (2ot)	W	90-84
1969-70	Jan. 29	Virginia	L	81-87
1970-71	Jan. 30	at Furman	W	78-71
1971-72	Jan. 8	at Richmond (2ot)	W	73-68
	Jan. 27	at Georgetown	L	79-85
1973-74	Dec. 11	Richmond	W	73-71
	Feb. 27	vs. East Carolina ⁶ (2ot)	W	75-67
1975-76	Jan. 5	at Iona	L	64-67
1976-77	Dec. 8	#11 Wake Forest	L	84-90
	Jan. 22	at Furman	L	83-88
1978-79	Dec. 30	vs. Richmond ⁷	L	62-64
	Jan. 30	at East Carolina (2ot)	L	59-61

Feb. 8	Davidson (2ot)	W	68-62	
1979-80	Feb. 23	Old Dominion	L	69-71
1980-81	Jan. 21	Virginia Tech (3ot)	W	48-46
	Feb. 24	Virginia Commonwealth	L	67-68
1981-82	Jan. 11	at VA Commonwealth	L	62-63
	Jan. 23	Old Dominion	W	60-59
	Jan. 30	at Navy	W	47-46
	Feb. 2	at American	L	64-65
	Feb. 25	George Mason	W	53-47
1983-84	Jan. 21	at Navy (2ot)	L	55-60
1984-85	Jan. 26	Richmond	L	76-82
	Feb. 23	George Mason	W	74-73
1987-88	Feb. 6	• at American	L	75-77
	Feb. 10	• Navy	L	61-63
1988-89	Nov. 26	Hampden-Sydney	L	91-92
	Dec. 30	at Stetson	L	82-91
	Feb. 15	• at Navy	L	70-73
1990-91	Jan. 21	• UNC Wilmington (2ot)	L	76-78
1991-92	Nov. 30	Navy	W	82-77
	Dec. 2	Davidson	W	70-69
	Dec. 4	UNC Greensboro	L	73-79
	Jan. 25	• at UNC Wilmington	L	64-68
	Feb. 1	• at Old Dominion	L	92-102

1992-93	Dec. 1	at UNC Greensboro (2ot)	W	81-76
	Dec. 5	The Citadel	W	72-68
	Jan. 25	#15 Virginia	L	84-93
1997-98	Dec. 28	at Wichita State ⁸	L	74-76
1998-99	Dec. 2	at The Citadel	L	59-62
1999-2000	Nov. 28	vs. Oral Roberts ⁹	W	82-76
	Jan. 5	• George Mason	W	85-82
2000-01	March 3	vs. Old Dominion ¹⁰	L	47-53
2001-02	Jan. 18	• VCU (2ot)	W	88-83
2003-04	Dec. 4	• UNC Wilmington	W	67-66
	Jan. 21	• at Delaware	L	82-93

• Colonial Athletic Association game
 1-Southern Conference Tournament, Durham, NC;
 2-Southern Conference Tournament, Richmond, VA (Richmond Arena);
 3-Watauga Invitational, Johnson City, TN;
 4-Southern Conference Tournament, Charlotte, NC;
 5-Fort Eustis;
 6-Southern Conference Tournament, Richmond, VA (Richmond Coliseum);
 7-TD Invitational Tournament, Richmond, VA (Richmond Coliseum);
 8-Cessna Classic, Wichita, KS;
 9-United Airlines Tip-Off Tournament, Honolulu, HI (Stan Sherriff Center);
 10-CAA Tournament, Richmond, VA (Richmond Coliseum)



Students stormed the court to celebrate with the Tribe players after William and Mary opened Colonial Athletic Association play last season with a thrilling, 67-66, win over two-time defending conference champion UNC Wilmington. The Tribe has won four of its last six overtime contests and hasn't lost an overtime game at home in William and Mary Hall since taking 15th-ranked Virginia down to the wire on January 25, 1993

W&M in One-Point Games

1905-06	Hampton Industrial	L	6-7	1955-56	Dec. 8	at Maryland	L	51-52	Jan. 30	at Navy (ot)	W	47-46	
1908-09	Brambleton A.C.	W	26-25	1957-58	March 7	vs. George Washington ²	W	57-56	Feb. 2	at American (ot)	L	64-65	
1918-19	Hampden-Sydney	W	18-17	1958-59	Feb. 9	Virginia Tech	W	59-58	Feb. 20	James Madison	L	55-56	
Feb. 15	Richmond	W	20-19	1950-60	Dec. 11	at VMI	W	79-78	1982-83	Dec. 11	at Temple ¹⁰	L	61-62
1919-20	Union Theo. Sem.	W	28-27	Dec. 11	vs. Duquesne ³	L	52-53	Jan. 8	at George Mason	W	47-46		
1923-24	at Virginia Tech	L	29-30	Dec. 11	Virginia Tech	L	91-92	Jan. 31	VA Commonwealth	L	49-50		
1925-26	High Point	L	24-25	1960-61	The Citadel (ot)	L	63-64	Feb. 12	Old Dominion	L	42-43		
Roanoke	W	35-34	1961-62	Jan. 2	at Furman	L	76-77	1983-84	Jan. 23	at Drexel	L	59-60	
Georgetown	W	26-25	Jan. 2	at Furman	L	76-77	1984-85	Dec. 5	Virginia	W	54-53		
Guilford	W	24-23	1962-63	Dec. 17	Furman	L	55-56	Jan. 21	Lafayette	W	58-57		
1927-28	George Washington	L	33-34	Feb. 4	at #6 Georgia Tech	L	49-50	Jan. 23	at George Mason	W	63-62		
Steven's Tech	W	30-29	1963-64	1963-64	Jan. 11	at Richmond	L	52-53	Feb. 23	George Mason (ot)	W	74-73	
1930-31	at VMI	W	29-28	Jan. 11	at Richmond	L	52-53	1985-86	Jan. 18	• at James Madison	L	58-59	
1931-32	at Virginia	L	32-33	1964-65	Dec. 11	Furman (ot)	L	64-65	1986-87	Jan. 19	• George Mason	L	49-50
1932-33	at St. John's	L	24-25	1967-68	Jan. 10	East Carolina	L	70-71	Feb. 23	• American	L	69-70	
Georgia	L	32-33	1968-69	Jan. 30	at VMI	L	71-72	1987-88	March 5	vs. American ¹¹	W	76-75	
1933-34	Roanoke	W	41-40	1970-71	Dec. 1	vs. Richmond ⁴	W	69-68	1988-89	Nov. 26	Hampden-Sydney (ot)	L	91-92
1937-38	Virginia	W	41-40	1973-74	Jan. 29	Rutgers	L	75-76	1989-90	Nov. 27	Davidson	W	80-79
1939-40	at The Citadel	L	35-36	1974-75	Dec. 17	Davidson	W	76-75	Jan. 24	• UNC Wilmington	L	75-76	
Virginia	W	29-28	Dec. 21	Wake Forest	W	59-58	1990-91	Feb. 21	• at UNC Wilmington	W	65-64		
1940-41	Virginia	L	40-41	Feb. 19	VMI	W	67-66	Nov. 27	at Davidson	W	59-58		
1941-42	VMI	W	33-32	1976-77	Feb. 19	Richmond	L	77-78	1991-92	Dec. 2	Davidson (ot)	W	70-69
at NC State ¹	L	53-54	1977-78	Nov. 25	vs. VA Commonwealth ⁵	W	55-54	1992-93	Jan. 20	• at Richmond	L	53-54	
1942-43	at Washington & Lee	W	34-33	Dec. 10	vs. Montana ⁶	W	61-60	Jan. 30	• Old Dominion	L	80-81		
1945-46	Jan. 19	at Richmond	L	Dec. 28	at Stetson ⁷	W	61-60	1994-95	Jan. 14	• at American	W	70-69	
1947-48	Dec. 8	at Furman	L	Jan. 17	at East Carolina	W	77-76	Jan. 10	• at Richmond	L	79-78		
Hampden-Sydney	L	36-37	1978-79	Jan. 28	at Old Dominion	L	63-64	1995-96	Jan. 10	• at Richmond	L	79-78	
at VMI	W	53-52	Feb. 15	VMI	L	59-60	1996-97	Feb. 24	• East Carolina	L	58-59		
1950-51	Dec. 22	at Charleston (WV)	W	1979-80	Dec. 5	West Virginia	W	63-62	1997-98	Feb. 11	• James Madison	W	53-52
1951-52	Dec. 12	at Maryland	L	Dec. 27	vs. Iowa State ⁸	L	55-56	Feb. 16	• at George Mason (ot)	W	81-80		
1952-53	Dec. 17	West Virginia (ot)	L	Jan. 19	Richmond	W	82-81	1998-99	Dec. 5	• Richmond	W	56-55	
at Virginia Tech	L	74-75	Jan. 24	Temple	L	55-56	2002-03	Nov. 24	Radford	L	63-64		
1953-54	Feb. 20	Wake Forest (ot)	L	Feb. 26	Richmond ⁹	W	78-77	Nov. 26	at Liberty	L	61-62		
				1980-81	Feb. 21	Old Dominion	L	59-60	2003-04	Dec. 4	• UNC Wilmington (ot)	W	67-66
				Feb. 24	VA Commonwealth (ot)	L	67-68	• Colonial Athletic Association Games					
				1981-82	Jan. 11	at VA Commonwealth (ot)	L	62-63	1-Southern Conference Tournament, Raleigh, NC; 2-Southern Conference Tournament, Richmond, VA (Richmond Arena); 3-Steel Bowl, Pittsburgh, PA; 4-Big 5 Tournament, Hampton, VA; 5-Spider Classic, Richmond, VA; 6-Cougar Classic, Provo, UT; 7-Tangerine Bowl; 8-Gator Bowl Tournament, Jacksonville, FL (Swisher Gymnasium); 9-ECAC South Tournament, Williamsburg, VA; 10-The Palestra; 11-CAA Tournament, Hampton, VA (Hampton Coliseum).				
				Jan. 23	Old Dominion (ot)	W	60-59						

W&M in 100-Point Games

W&M 100-Point Games

1943-44	vs. Camp Peary	W	100-18
1952-53	12/15/52 West Virginia (ot)	L	100-101
	2/14/53 Virginia	W	105-84
1954-55	12/4/54 at Furman	W	103-101
	Hampden-Sydney	W	108-76
	Virginia Tech	W	105-73
1955-56	12/28/55 vs. Rhode Island ¹	W	100-96
1958-59	Washington & Lee	W	109-62
1959-60	2/6/60 Furman	W	101-68
1960-61	Hampden-Sydney	W	113-75
	2/25/61 Richmond	W	105-84
1961-62	2/17/62 VMI	W	102-84
1966-67	1/11/67 Hampden-Sydney	W	100-78
1969-70	1/26/70 Furman	W	107-87
1970-71	2/27/71 Richmond	W	103-82
1971-72	12/4/71 Furman	W	110-91
1973-74	12/1/73 Appalachian State	W	100-63
1975-76	1/10/76 Washington College	W	105-60
	2/21/76 at Richmond	W	107-102
1976-77	11/29/76 Christopher Newport	W	105-51
1979-80	12/10/79 St. Mary's	W	104-67
	2/14/80 Bluefield	W	101-48
1980-81	2/26/81 St. Mary's	W	105-69
1981-82	11/27/81 Elizabethtown	W	101-54
1983-84	2/1/84 Virginia Wesleyan	W	107-73
1992-93	12/22/92 Shenandoah	W	102-74
	2/20/93 at UNC Wilmington	W	103-85
1993-94	2/27/94 • George Mason	W	116-94

1995-96	11/29/95 Marymount	W	100-67
1998-99	12/22/98 vs. Elon ²	W	101-69

• Colonial Athletic Association game
1-UR Invitational, Richmond, VA; 2-Stanford Invitational, Stanford, CA



Matt Verkey scored a career-high 32 points and knocked down a school-record nine three pointers in W&M's 116-94 win over George Mason on February 27, 1995. The 116 points scored by the Tribe is a school record, as is the combined total of 210 points.

Opponent 100-Point Games

1952-53	12/15/52 West Virginia (ot)	L	100-101
	2/7/53 at #15 North Carolina State	L	71-101
1953-54	12/12/53 at Duke	L	44-109
1954-55	12/1/54 North Carolina State	L	97-111
	12/4/54 at Furman	W	103-101
	12/17/54 at Seton Hall	L	89-109
	2/9/55 #7 North Carolina State	L	99-126
	1954-55 at #10 George Washington	L	76-119
1955-56	2/4/56 at Furman	L	85-109
	at #12 North Carolina	L	63-115
	2/13/56 at West Virginia	L	90-105
1959-60	2/26/60 vs. #7 West Virginia ¹	L	83-117
1960-61	12/30/60 at Richmond ²	L	87-101

1961-62	at Virginia Tech	L	65-104
1963-64	2/4/64 #5 Davidson	L	84-111
1967-68	12/18/67 at Wake Forest	L	79-108
	2/24/68 at Richmond	L	81-108
	2/29/68 vs. Davidson ³	L	68-107
1968-69	12/21/68 vs. Richmond ⁴	L	62-106
1969-70	12/3/69 at West Virginia	L	80-106
1970-71	12/5/70 North Carolina	L	72-101
	12/17/70 at Virginia	L	87-107
	1/28/71 at Loyola (LA)	L	87-118
	2/11/71 #6 Jacksonville	L	69-100
1972-73	11/25/72 at Furman	L	90-112
	11/27/72 Jacksonville	L	94-103
	1/3/73 Davidson	L	88-102
	1/27/73 at Cincinnati	L	68-110
	1/29/73 at Virginia Tech	L	92-127
1973-74	12/20/73 at #9 Providence	L	75-105
1974-75	2/12/75 at Virginia Tech	L	75-101
1975-76	1/28/76 at Virginia Tech	L	79-105
	2/21/76 at Richmond	W	107-102
	2/25/76 #3 Rutgers	L	90-100
1987-88	1/4/88 at #9 Duke	L	70-101
1988-89	1/11/89 at #1 Duke	L	38-100
1989-90	12/29/89 vs. Northwestern ⁵	L	78-103
	1/22/90 #8 Duke	L	76-109
1991-92	2/1/92 • at Old Dominion	L	92-102
1993-94	2/2/94 • at Old Dominion	L	72-105
	2/5/94 • Richmond	L	73-105
1995-96	2/10/96 • at American	L	66-100
2001-02	12/27/01 at #6 Maryland	L	75-103

• Colonial Athletic Association game
1-Southern Conference Tournament, Richmond, VA (Richmond Arena); 2-UR Invitational, Richmond, VA; 3-Southern Conference Tournament, Charlotte, NC; 4-Big 5 Tournament, Salem, VA; 5-Music City Invitational Tournament, Nashville, TN (Memorial Gym)

W&M Hall Records/Kraze Award

Points

Individual

- 40 Anton Gill (East Carolina) vs. W&M (1/19/94)
- 36 Mit Winter (W&M) vs. JMU (2/24/01)
- Lamont Strothers (CNU) vs. W&M (12/22/88)
- 35 Mike Arizin (W&M) vs. Richmond (12/11/73)
- Henry Williams (Jacksonville) vs. W&M (11/27/72)
- Tom Jasper (W&M) vs. Georgetown (12/7/70)

Team

- 116 W&M vs. George Mason (2/27/95)

Both Teams

- 210 W&M (116) vs. GMU (94) (2/27/95)

Fewest Points

- 32 Christopher Newport vs W&M (11/30/81)

Fewest Points - Both Teams

- 80 W&M (38) vs. Princeton (42) (1/26/77)

Field Goals

Individual

- 15 Henry Williams (Jacksonville) vs. W&M (11/27/72)
- Tom Jasper (W&M) vs. Georgetown (12/7/70)

Team

- 43 W&M vs. George Mason (2/27/95)

Field Goal Attempts

Individual

- 26 Tom Jasper (W&M) vs. Georgetown (12/7/70)

Team

- 97 George Mason vs. W&M (2/26/96)

Three-Point Field Goals

Individual

- 9 Matt Verkey (W&M) vs. GMU (2/27/95)

Team

- 14 W&M vs. Liberty (11/23/03)
- Virginia Commonwealth vs. W&M (1/18/03)
- W&M vs. George Mason (2/27/95)

Three-Point Field Goal Attempts

Individual

- 13 Emanuel Mathis (VCU) vs. W&M (1/18/03)
- Matt Verkey (W&M) vs. GMU (2/27/95)

Team

- 40 Virginia Commonwealth vs. W&M (1/18/03)

Free Throws

Individual

- 17 Mit Winter (W&M) vs. JMU (2/24/01)

Team

- 38 Duke vs. W&M (1/22/90)
- W&M vs. Davidson (1/3/73)

Fewest - Team

- 0 W&M vs. Albright (11/21/98)
- W&M vs. Iona (2/14/74)

Free Throw Attempts

Individual

- 18 Thomas Roberts (W&M) vs. GMU (1/11/92)

Team

- 47 W&M vs. Davidson (1/3/73)

Fewest - Team

- 0 W&M vs. Iona (2/14/74)

Rebounds

Individual

- 26 David Cully (W&M) vs. VMI (1/17/96)

Team

- 67 W&M vs. Marymount (11/29/95)

Assists

Individual

- 15 Scott Coval (W&M) vs. GMU (2/23/85)

Team

- 33 W&M vs. George Mason (2/27/95)

Steals

Individual

- 7 Randy Bracy (W&M) vs. ODU (2/5/97)
- Billy Barnes (W&M) vs. GMU (2/25/82)

Blocks

Individual

- 10 David Cully (W&M) vs. GMU (2/15/95)

Team

- 17 W&M vs. George Mason (2/26/96)

Personal Fouls

Individual

- 6 Josh Clark (VCU) vs. W&M (1/12/02)

Team

- 32 Davidson vs. W&M (1/3/73)

The Kraze Award



John Kratzer, captain of William and Mary's 1977-78 men's basketball team, received the inaugural United States Basketball Writers Association Most Courageous Athlete award. After lettering his first two years at forward, Kratzer was diagnosed with cancer and battled the disease for three more years. Throughout the ordeal, John never lost his sense of humor and continued to be the player who kept the team loose and served as an inspiration. "Kraze" attended practices and sat on the bench his senior year, playing a major role in W&M's 78-75 win over No. 2 North Carolina on December 7, 1977. Through it all, John's warmth, cheerfulness and courage touched countless people.

The "Kraze Award" is William and Mary basketball's most coveted award. Recipients over the past years include:

- 1993 Brendan Connor
- 1995 Carl Parker
- 1996 Carl Parker
- 1997 Shaka Arnold
- 1998 Terence Jennings
- 1999 Jim Moran
- 2000 James Haunty
- 2001 Brian Brown
- 2002 Cody Carbaugh
- 2003 Sherman Rivers
- 2004 Zeb Cope

Series Records

Air Force.....	2-0 (1.000)	Hampden-Sydney.....	54-15 (.783)	Pensacola.....	1-0 (1.000)
Akron.....	2-0 (1.000)	Hampton.....	5-4 (.555)	Pittsburgh.....	5-8 (.385)
Alabama-Birmingham.....	0-1 (.000)	Hartford.....	First Meeting	Portland.....	0-1 (.000)
Alaska.....	0-1 (.000)	Haverford.....	1-0 (1.000)	Pratt.....	1-0 (1.000)
Albright.....	2-0 (1.000)	Hawaii.....	0-2 (.000)	Princeton.....	0-3 (.000)
American.....	11-34 (.244)	High Point.....	1-2 (.333)	Providence.....	0-1 (.000)
American International.....	1-0 (1.000)	Hofstra.....	2-5 (.286)	Purdue.....	0-1 (.000)
Appalachian State.....	5-1 (.833)	Holy Cross.....	0-3 (.000)	Queens.....	1-0 (1.000)
Apprentice School.....	8-1 (.889)	Illinois.....	0-1 (.000)	Radford.....	1-2 (.333)
Arizona State.....	0-1 (.000)	Iona.....	1-2 (.333)	Randolph-Macon.....	40-22 (.645)
Arkansas State.....	1-0 (1.000)	Iowa State.....	0-1 (.000)	Rhode Island.....	1-1 (.500)
Army.....	2-2 (.500)	Jacksonville.....	1-7 (.125)	Rice.....	0-2 (.000)
Auburn.....	1-0 (1.000)	James Madison.....	24-38 (.387)	Richmond.....	95-96 (.497)
Baltimore.....	2-1 (.667)	John Carroll.....	0-1 (.000)	Rider.....	1-0 (1.000)
Baylor.....	0-1 (.000)	Johns Hopkins.....	1-1 (.500)	Roanoke.....	20-8 (.714)
Bluefield.....	1-0 (1.000)	Kentucky.....	First Meeting	Robert Morris.....	1-0 (1.000)
Boston College.....	0-1 (.000)	Lafayette.....	4-3 (.571)	Rollins.....	1-0 (1.000)
Boston University.....	1-2 (.333)	La Salle.....	0-1 (.000)	Rutgers.....	0-5 (.000)
Bowling Green.....	0-1 (.000)	Lebanon Valley.....	1-0 (1.000)	St. Andrew's.....	1-0 (1.000)
Bradley.....	0-2 (.000)	Lehigh.....	3-1 (.750)	St. Francis (NY).....	2-0 (1.000)
Bridgewater.....	12-0 (1.000)	Lenoir-Rhyne.....	2-0 (1.000)	St. Francis (PA).....	1-1 (.500)
Cal State Fullerton.....	1-0 (1.000)	Liberty.....	1-1 (.500)	St. John's.....	1-4 (.200)
UCLA.....	0-2 (.000)	Lock Haven.....	1-0 (1.000)	St. John's (Annapolis).....	1-0 (1.000)
UC Santa Barbara.....	1-0 (1.000)	Longwood.....	First Meeting	St. Joseph's.....	0-2 (.000)
Campbell.....	5-1 (.833)	Louisiana Tech.....	0-1 (.000)	St. Mary's.....	3-0 (1.000)
Catholic.....	5-3 (.625)	Louisville.....	0-2 (.000)	Samford.....	0-1 (.000)
Centenary (NJ).....	1-0 (1.000)	Loyola (LA).....	1-1 (.500)	Santa Clara.....	0-1 (.000)
Central Florida.....	0-1 (.000)	Loyola (MD).....	4-5 (.444)	Seton Hall.....	2-6 (.250)
Charleston (WV).....	4-1 (.800)	Lynchburg.....	8-1 (.889)	Shenandoah.....	1-0 (1.000)
Charleston Southern.....	2-0 (1.000)	Manhattan.....	1-1 (.500)	Siena.....	1-1 (.500)
Charlotte.....	0-1 (.000)	Marshall.....	1-0 (1.000)	South Carolina.....	1-3 (.250)
Christopher Newport.....	13-0 (1.000)	Maryland.....	8-22 (.267)	Southern Methodist.....	0-1 (.000)
Cincinnati.....	0-6 (.000)	Marymount.....	2-0 (1.000)	Stanford.....	0-1 (.000)
The Citadel.....	30-22 (.577)	Massachusetts.....	0-1 (.000)	Stetson.....	3-2 (.600)
Clemson.....	2-2 (.500)	Memphis State.....	0-1 (.000)	Steven's Tech.....	2-2 (.500)
Colby.....	1-0 (1.000)	Merchant Marine Academy.....	0-1 (.000)	Temple.....	2-3 (.400)
Colorado State.....	1-0 (1.000)	Miami (FL).....	0-1 (.000)	Tennessee.....	2-4 (.333)
Columbia.....	1-1 (.500)	Miami (OH).....	0-4 (.000)	Texas.....	0-2 (.000)
Connecticut.....	0-1 (.000)	Millersville.....	1-0 (1.000)	TCU.....	0-1 (.000)
Davidson.....	27-21 (.563)	Milligan College.....	1-0 (1.000)	UTEP.....	0-2 (.000)
Delaware.....	6-9 (.400)	Montana.....	1-0 (1.000)	Texas Southern.....	1-0 (1.000)
Delaware Valley.....	1-0 (1.000)	Morgan State.....	1-0 (1.000)	Texas Tech.....	0-2 (.000)
Detroit.....	0-1 (.000)	Muhlenberg.....	1-0 (1.000)	Toledo.....	0-1 (.000)
Dickenson.....	1-0 (1.000)	Murray State.....	2-0 (1.000)	Towson.....	7-5 (.583)
Drexel.....	2-9 (.182)	Navy.....	19-38 (.333)	Tulsa.....	0-1 (.000)
Duke.....	3-27 (.100)	UNLV.....	0-1 (.000)	Vanderbilt.....	0-4 (.000)
Duquesne.....	0-2 (.000)	New Hampshire.....	2-0 (1.000)	Villanova.....	0-5 (.000)
East Carolina.....	42-37 (.532)	New Mexico.....	0-2 (.000)	Virginia.....	29-49 (.372)
East Tennessee State.....	1-0 (1.000)	New Mexico State.....	0-1 (.000)	Virginia Commonwealth.....	10-23 (.303)
Eastern Connecticut.....	1-0 (1.000)	New Orleans.....	0-1 (.000)	Virginia Military Institute.....	76-39 (.661)
Eastern Kentucky.....	1-1 (.500)	City College of New York.....	1-0 (1.000)	Virginia Tech.....	41-74 (.357)
Elizabethtown.....	1-0 (1.000)	New York University.....	0-1 (.000)	Virginia Wesleyan.....	6-0 (1.000)
Elon.....	5-0 (1.000)	Norfolk State.....	1-0 (1.000)	Wagner.....	2-0 (1.000)
Emory and Henry.....	5-4 (.556)	North Carolina.....	3-16 (.158)	Wake Forest.....	11-33 (.250)
Evansville.....	1-1 (.500)	UNC Greensboro.....	5-3 (.625)	Washington College.....	2-0 (1.000)
Fairfield.....	0-1 (.000)	North Carolina State.....	5-22 (.185)	Washington & Lee.....	27-26 (.509)
Florida Southern.....	3-0 (1.000)	North Carolina Wesleyan.....	5-0 (1.000)	Western Maryland.....	1-0 (1.000)
Fordham.....	1-3 (.250)	UNC Wilmington.....	14-29 (.326)	West Virginia.....	9-36 (.200)
Furman.....	26-24 (.520)	North Texas.....	1-0 (1.000)	Wichita State.....	0-1 (.000)
Gallaudet.....	1-0 (1.000)	Northern Iowa.....	0-1 (.000)	Winthrop.....	0-2 (.000)
George Mason.....	25-27 (.481)	Northwestern.....	1-1 (.500)	Wofford.....	1-1 (.500)
George Washington.....	26-37 (.413)	Notre Dame.....	0-1 (.000)	Xavier.....	0-2 (.000)
Georgetown.....	4-5 (.444)	Old Dominion.....	14-49 (.222)	Yale.....	First Meeting
Georgia.....	0-2 (.000)	Oral Roberts.....	1-0 (1.000)		
Georgia Tech.....	1-6 (.143)	Pace.....	2-0 (1.000)		
Guilford.....	6-2 (.750)	Pennsylvania.....	0-2 (.000)		

Year-by-Year Results

William and Mary game-by-game results for every season since 1906. W&M was a member of the Southern Conference from the 1937 through 1977 seasons. From 1978 until 1985 the College's basketball team played as a member of the ECAC South. W&M has been a member of Colonial Athletic Association since the 1986 season.
 • Indicates CAA game.

1905-06

Record: 4-1

Hampton Industrial	L	6-7
Hampton A.	W	14-10
Virginia (forfeit)	W	2-0
Hampton Industrial	W	21-14
Newport News YMCA	W	22-19

1906-07

Record: 1-4

Hampton A.C.	L	8-31
Newport News YMCA	L	10-18
Newport News YMCA	L	10-18
Portsmouth YMCA	L	13-49
Richmond YMCA	W	38-17

1907-08

Record: 1-4

Virginia	L	21-36
Union Theo. Sem.	L	19-26
Randolph-Macon	W	34-22
Newport News YMCA at Virginia	L	8-30

1908-09

Record: 7-3

Brambleton A.C. at Virginia	W	46-34
Newport News YMCA	L	19-25
Brambleton A.C.	W	26-25
Randolph-Macon vs. Virginia 1	W	34-24
Port Norfolk A.C.	L	28-32
Port Norfolk A.C.	W	85-0
Randolph-Macon	W	49-16
Newport News YMCA	W	35-21
Hampton YMCA	W	30-17

1-Richmond, VA

1909-10

Record: 1-3

at Virginia	L	16-36
Fredericksburg	W	20-17
Randolph-Macon	L	16-19
Randolph-Macon	L	28-38

1910-11

Record: 3-1

Randolph-Macon	W	25-16
Randolph-Macon	L	14-16
Hampden-Sydney	W	24-20
Hampden-Sydney	W	41-13

1911-12

Record: 2-5

Duke	L	16-53
North Carolina	L	22-30
Wake Forest	L	4-31
Fredericksburg	W	50-5
Med. Coll. of Virginia	W	41-2
Randolph-Macon	L	13-26
Randolph-Macon	L	11-42

1912-13

Record: 8-1

Richmond Howitzers	W	26-18
Richmond Howitzers	W	35-31
Richmond	W	34-15
Fredericksburg	W	23-15
Randolph-Macon	W	42-25
John Marshall A.C.	W	27-14
Hampden-Sydney	W	43-14
Randolph-Macon	L	23-33
Hampden-Sydney	W	39-23

1913-14

Record: 3-6

Lynchburg	W	42-14
Union Theo. Sem.	L	7-23
Richmond Howitzers	L	29-40
F18 Richmond	W	32-26
Hampden-Sydney	W	38-28
Randolph-Macon	L	11-23
Randolph-Macon	L	33-39
Hampden-Sydney	L	27-34
M4 at Richmond	L	15-31

1914-15

Record: 5-8

Richmond Howitzers	L	16-37
Fort Monroe 58th Co.	W	55-18
U.S.S. Utah	L	30-45
Newport News YMCA	W	28-21
Randolph-Macon	L	7-31
F13 at Richmond	L	17-22
Randolph-Macon	L	26-40
Norfolk Seminary	L	25-65
VMI	L	13-24
Staunton Military	L	16-35
Hampden-Sydney	W	40-23
M3 Richmond	W	29-27
Hampden-Sydney	W	42-35

1915-16

Record: 7-4

Union Theo. Sem.	L	35-38
Richmond Howitzers	W	59-30
Richmond Blues	W	56-25
F9 Richmond	W	38-33
F16 at Richmond	W	33-22
Randolph-Macon	W	24-22
Hampden-Sydney	W	41-30
Randolph-Macon	L	23-31
Hampden-Sydney	W	25-15
Delaware	L	33-37
VMI	L	18-45

1916-17

Record: 4-9

Union Theo. Sem.	W	30-12
Randolph-Macon	W	29-22
F7 Richmond	L	16-28
Hampden-Sydney	L	16-39
F21 at Richmond	L	17-37
Randolph-Macon	L	12-21
Fairmont A.C.	W	37-23
Hampden-Sydney	L	23-35
Parkhill A.C.	L	24-29
Lynchburg A.C.	W	45-15
Roanoke	L	8-54
Virginia Tech	L	10-39
VMI	L	20-42

1917-18

Record: 6-11

Richmond YMCA	L	32-44
Norfolk Naval Base	L	18-34
Norfolk Naval Base	L	14-39
Newport News YMCA	W	51-29
Newport News YMCA	W	51-17
Parkview A.C.	L	19-35
Randolph-Macon	L	14-37
Lynchburg A.C.	L	20-53
VMI	L	24-53
Washington & Lee	L	25-27
Virginia Christian A.C.	W	34-17
Richmond YMCA	L	21-63
F13 Richmond	W	34-25
Hampden-Sydney	W	27-13
Randolph-Macon	W	37-22
Hampden-Sydney	L	15-27
F27 at Richmond	L	30-46

1918-19

Record: 3-6

Randolph-Macon at Richmond	L	12-35
F8 at Richmond	W	33-17
Hampden-Sydney	W	18-17
F15 Richmond	W	20-19

Randolph-Macon	L	22-40
Hampden-Sydney	L	17-33
VMI	L	6-66
Washington & Lee	L	9-67
Roanoke	L	6-87

1919-20

Record: 5-7

Med. Coll. of Virginia	L	13-35
Randolph-Macon	L	38-50
F11 at Richmond	W	22-20
Hampden-Sydney	L	16-24
Hampden-Sydney	W	32-23
F21 Richmond (ot)	L	39-42
Randolph-Macon	L	14-41
Church Hill A.C.	L	24-49
Med. Coll. of Virginia	L	19-52
Union Theo. Sem.	W	28-27
Fort Monroe	W	37-27
Union Theo. Sem.	W	47-20

1920-21

Record: 8-3

at Hampton Legion	W	41-22
at Geo. Washington at Virginia	L	32-40
Parkview A.C. Ports.	L	15-46
at New. News YMCA	W	23-34
Randolph-Macon	W	25-18
Camp Eustis	W	53-26
F12 Richmond	W	41-17
at Med. Coll. of VA	W	45-20
at Randolph-Macon	W	36-26
F22 at Richmond	W	28-14
	W	38-23

1921-22

Record: 10-2

Fort Monroe	W	22-15
New. News Shipyard	W	55-16
at Geo. Washington	W	21-14
at Gallaudet	W	43-31
Bridgewater	W	38-21
at Randolph-Macon at Virginia	W	43-20
Camp Eustis	L	20-36
Hampden-Sydney	W	39-14
Union Theo. Sem.	W	27-12
Union Theo. Sem.	W	51-11
F4 Richmond	W	26-13
F18 at Richmond	L	20-22

1922-23

Record: 8-4

Wake Forest	L	33-38
Richmond Blues	W	24-10
at Randolph-Macon at Virginia	W	29-11
at Virginia	L	19-35
J27 at Richmond	L	15-31
Fort Eustis	W	34-20
New. News Shipyard	L	34-41
Hampden-Sydney	W	43-11
George Washington	W	36-21
Lenoir-Rhyne	W	49-19
Randolph-Macon	W	39-17
F24 Richmond	W	32-22

1923-24

Record: 7-13

Fort Eustis	W	31-7
Newport News YMCA	W	29-15
Med. Coll. of Virginia	W	25-13
Randolph-Macon	W	47-15
Wake Forest	L	28-30
Union Theo. Sem.	L	24-26
Richmond Blues	L	38-43
Virginia	W	25-22
at Richmond	L	20-32
at VMI	L	20-38
at Washington & Lee	L	16-39
at Virginia Tech	L	29-30
at Roanoke	L	27-47
at Lynchburg	L	27-29
at Norfolk Naval Base	W	25-18
Wake Forest	L	30-38
at Guilford	L	31-35

at Elon	W	25-10
at Greensboro YMCA	L	30-39
North Carolina	L	16-54

1924-25

Record: 11-6

Randolph-Macon	W	38-28
Newport News YMCA	W	32-25
Virginia Boat Club	W	32-22
Richmond Blues	L	29-31
J23 at Richmond	L	33-42
Randolph-Macon	W	32-18
Med. Coll. of Virginia	W	62-22
Stephen's Tech	L	25-31
Guilford	W	31-20
F5 Duke	W	23-15
Elon	W	27-16
Wake Forest	L	24-35
F11 Duke	L	16-21
Elon	W	27-16
Guilford	W	24-20
Bridgewater	W	43-20
F25 Richmond	L	26-27

1925-26

Record: 9-8

Med. Coll. of Virginia	W	36-21
Fort Monroe	W	43-30
Union Theo. Institute	W	41-16
Wake Forest	L	19-37
J15 Richmond	L	19-30
St. John's	W	29-18
High Point	L	24-25
Stevens Tech	L	19-39
Roanoke	W	35-34
St. John's	L	21-36
Catholic	L	8-57
George Washington	L	31-39
Georgetown	W	26-25
Guilford	W	24-23
M2 Richmond	L	23-30
Randolph-Macon	W	23-17
Randolph-Macon	W	29-17

1926-27

Record: 7-8

Med. Coll. of Virginia	W	18-12
Lynchburg	L	19-22
at Washington & Lee	L	25-34
at Roanoke	L	25-32
at Randolph-Macon	W	25-20
J18 at Richmond	L	18-20
Lynchburg	W	26-18
Steven's Tech	W	30-23
Emory and Henry	L	23-34
George Washington	L	14-22
at Georgetown	L	17-40
at Catholic	L	19-65
St. John's (Annapolis)	W	36-29
Randolph-Macon	W	27-19
F26 Richmond	W	25-14

1927-28

Record: 16-4

Med. Coll. of Virginia	W	40-17
Catholic	W	24-17
Med. Coll. of Virginia	W	40-17
Catholic	L	24-36
D17 at Navy	L	20-48
Roanoke	W	35-23
Lynchburg	W	48-18
George Washington	L	33-34
J17 Richmond	W	25-22
Emory and Henry	W	23-16
Steven's Tech	W	30-29
Wake Forest	W	48-24
F4 Richmond	W	41-27
Guilford	W	28-25
Wake Forest	W	42-28
Elon	W	36-28
Guilford	L	23-33
Hampden-Sydney	W	36-26
Lynchburg	W	55-24
Brooklyn Polytech	W	50-19

Year-by-Year Results

VMI	L	33-41
Washington & Lee	W	52-42
F23 at Maryland	L	36-51
F24 at Navy	L	30-57
at Randolph-Macon	L	52-54
Norfolk NTS	L	34-62
vs. Geo. Washington ¹	L	23-49
<i>1-Southern Conference Tournament, Raleigh, NC</i>		

1943-44

Record: 10-11		
SC: 1-3, 10th place		
Fort Story	W	44-29
Wilson Gen. Hosp.	W	46-29
C. Patrick Henry	W	53-37
Camp Peary	W	100-18
Norfolk NTS	L	35-65
at Norfolk NAS	L	36-68
Midshipmen School	L	45-59
Richmond Air Base	L	40-42
at Camp Peary	L	24-52
J15 at Richmond (ot)	W	58-55
Newport News App.	W	46-40
Fort Story	W	39-36
Hampden-Sydney	W	47-28
at Virginia Tech	L	22-46
at Hampden-Sydney	L	40-45
at Patrick Henry	L	40-56
F18 Richmond	L	42-47
Virginia Tech	L	29-48
Cheatam Marines	W	81-39
F24 vs. Duke ¹	L	25-68
at New. News App.	W	55-52
<i>1-Southern Conference Tournament, Raleigh, NC</i>		

1944-45

Record: 7-10		
SC: 3-4, 7th place		
Cheatam Annex	L	31-34
Langley Air Base	L	39-47
Virginia	W	37-24
Cheatam Annex	W	53-33
Hampden-Sydney	L	39-41
North Carolina State	L	37-58
J12 Richmond	L	37-58
North Carolina State	W	43-38
VMI	W	43-24
North Carolina	L	46-80
Virginia Tech	W	41-30
Virginia	L	37-41
Hampden-Sydney	L	38-54
F17 Maryland	L	46-53
vs. The Citadel ¹	W	54-41
F23 vs. Duke ¹	L	32-59
Randolph-Macon	W	50-39
<i>1-Southern Conference Tournament, Raleigh, NC</i>		

1945-46

Record: 10-10		
SC: 5-5, 6th place		
at Camp Pickett	W	43-41
at Richmond Air Base	W	77-23
Camp Pickett	L	50-66
George Washington	W	45-39
at King's Point	L	33-51
at Fordham	W	45-37
Wake Forest	L	34-36
at Little Creek	L	39-50
J19 at Richmond	L	38-39
Little Creek	L	26-33
George Washington	L	51-65
at Wake Forest	L	51-59
F10 Richmond	W	44-40
Hampden-Sydney	W	65-38
at VMI	W	39-28
at Virginia Tech	L	45-51
F20 Maryland	W	42-36
VMI	W	60-32
Randolph-Macon	W	77-38
vs. Wake Forest ¹	L	31-42
<i>1-Southern Conference Tourn., Raleigh, NC</i>		

1946-47

Record: 14-12		
SC: 6-6, 9th place		
at Langley Field	W	66-34
Camp Lee	W	66-44
American	W	48-44
D18 at Navy	L	36-50
D19 at Pennsylvania	L	46-73
D20 at Seton Hall	L	33-65
at Merchant Marine	L	45-50
Wake Forest	L	33-40
Virginia	W	59-40
J11 at Richmond	W	47-45
Roanoke	W	68-32
at Virginia	L	46-52
J18 Richmond	L	34-40
Virginia Tech	W	50-41
F3 at Duke	L	45-69
F4 at NC State	L	33-45
Hampden-Sydney	W	46-40
George Washington	W	37-32
NN Air Station	W	66-37
at VMI	W	63-56
at Virginia Tech	L	52-56
Washington & Lee	L	56-61
at NN Air Station	W	55-52
VMI	W	66-32
F25 at Boston University	L	45-62
Washington & Lee	W	58-37

1947-48

Record: 13-10		
SC: 8-7, 8th place (tie)		
D6 at The Citadel	W	64-41
D8 at Furman	L	50-51
Hampden-Sydney	L	36-37
Western Maryland	W	75-49
Virginia	W	51-33
Wake Forest	L	52-61
J7 Randolph-Macon	W	68-35
VMI	W	53-39
at Virginia Tech	L	41-59
at Washington & Lee	L	49-51
J17 at Richmond	W	50-47
The Citadel	W	50-34
George Washington	L	40-65
F5 Duke	L	36-45
Virginia Tech	W	46-42
North Carolina	L	61-63
at Boston University	L	61-71
at American Inter.	W	61-35
F24 Washington & Lee	W	71-47
at VMI	W	53-52
F28 Richmond	W	52-47
vs. Wake Forest ¹	W	61-56
vs. North Carolina St. 1	L	52-73
<i>1-Southern Conference Tournament, Durham, NC</i>		

1948-49

Record: 24-10		
SC: 10-3, 2nd place		
Langley Field	W	80-29
Quantico Marines	W	55-50
Norfolk NAS	W	68-46
Milligan	W	55-45
at VMI	W	77-54
Norfolk Navy Base	W	75-46
Wake Forest	W	52-47
at Rider	W	52-37
at Villanova	L	48-70
at Albright	W	73-54
D23 at Seton Hall	L	55-59
Towson	W	94-31
Georgetown	W	69-58
VMI	W	75-37
J11 Baltimore	W	96-28
at Washington & Lee	W	42-39
at Virginia Tech	L	52-54
Hampden-Sydney	W	67-56
at North Carolina	L	61-69
Little Creek	W	70-26
Virginia Tech	W	62-47
F5 #17 NC State	L	52-66



The 1947-48 team won 13 games, including victories over Virginia, Virginia Tech and Wake Forest.

F7 Furman	W	73-60
F9 Richmond	W	61-47
Roanoke	W	77-45
at Quantico Marines	L	36-42
F18 The Citadel	W	57-39
Washington & Lee	W	89-46
at Virginia	L	44-58
F26 at Richmond	W	82-53
vs. Davidson ¹	W	54-50
vs. Geo. Washington ¹ (3ot)	L	74-78
M7 vs. Xavier ²	L	65-82
M9 vs. LaSalle ²	L	51-63
<i>1-Southern Conference Tournament, Durham, NC; 2-Cincinnati Invitational Tournament, Cincinnati, OH</i>		

1949-50

Record: 23-9		
SC: 12-4, 2nd place (tie)		
D6 at Colby	W	69-53
Pensacola	W	72-52
D10 Quantico Marines	W	72-51
Randolph-Macon	W	73-46
D16 at John Carroll	L	54-64
at Akron	W	53-49
at Bowling Green	L	58-74
D30 at Seton Hall	W	65-47
at Siena	L	50-57
at Wake Forest	W	48-34
Washington & Lee	W	80-56
J10 at Maryland	W	56-52
J12 at #9 NC State	L	58-72
Wake Forest	L	49-61
at VMI	W	68-43
Hampden-Sydney (ot)	W	70-67
J21 Maryland	W	64-56
George Washington	W	58-50
F4 at Richmond	W	50-47
F7 #8 North Carolina St.	W	54-50
Virginia Tech	W	64-50
North Carolina	L	46-52
at Washington & Lee	W	70-57
VMI	W	74-57
at Virginia Tech	L	47-60
F21 at Roanoke	W	53-50
F25 Richmond	W	81-54
vs. North Carolina ¹	W	50-43
M 3 at Duke ¹	L	50-60
Virginia	W	76-58
M17 Cincinnati ²	L	44-80
Charleston (WV) ²	W	68-59
<i>1-Southern Conference Tournament, Durham, NC; 2-Cincinnati Invitational, Cincinnati, OH (Cincinnati Gardens)</i>		

1950-51

Record: 20-11		
SC: 13-6, 4th place (tie)		
D2 vs. St. John's ¹	L	47-63
D6 at Randolph-Macon	W	78-38
D9 Wake Forest	W	71-49
D11 at Maryland	L	41-48
D14 Hampden-Sydney	W	70-46
D16 Davidson	W	65-49
D19 at Marshall	W	56-38
D20 at Louisville	L	47-70
D21 at #17 Cincinnati	L	60-89
D22 at Charleston (WV)	W	55-54
J6 Washington & Lee	W	76-55
J8 Furman	W	65-37
J12 at #7 NC State	L	54-61
J13 at Wake Forest	L	50-72
J15 Duke	W	74-57
J17 Washington & Lee	W	73-65
J20 Richmond	W	64-46
F2 Virginia Tech	W	73-67
F3 #8 North Carolina St.	W	88-78
F6 at Duke	L	54-61
F9 at Geo. Washington (ot)	L	62-66
F10 VMI	W	87-67
F13 Virginia	W	78-48
F17 Maryland	W	55-50
F19 at Virginia Tech	L	77-82
F20 at VMI	W	76-43
F24 at Richmond	W	76-58
M1 vs. West Virginia ²	W	88-67
M3 vs. Duke ²	L	69-71
M6 at Georgetown	W	75-64
M7 Villanova	L	59-87
<i>1-New York, NY (Madison Square Garden); 2-Southern Conference Tournament, Raleigh, NC (Reynolds Coliseum)</i>		
1951-52		
Record: 15-13		
SC: 10-6, 8th place		
at New York Univ.	L	70-85
D3 at Seton Hall	L	52-63
Randolph-Macon	W	61-45
Charleston (WV)	W	94-46
D12 at Maryland	L	53-54
VMI	W	80-53
D19 at Cincinnati	L	61-71
D20 at West Virginia	L	66-87
at Pittsburgh	L	48-63
Virginia	W	70-59
J7 Wake Forest	W	97-75
Hampden-Sydney	W	75-69
J12 at NC State	L	46-82

Year-by-Year Results

J14	#15 Louisville	L	65-93	D28	vs. Boston Univ. ¹	W	84-74	M2	Richmond	L	73-82	D28	vs. Lafayette ²	L	63-81	
	at Washington & Lee	W	84-82	D29	vs. #9 Geo. Wash. ¹	L	73-87	M7	vs. Virginia Tech ³	L	56-64	D30	at Richmond ²	L	65-71	
J19	Richmond	W	86-70		vs. Virginia Tech ¹	W	82-67		<i>1-UR Invitational, Richmond, VA; 2-Norfolk, VA; 3-Southern Conference Tournament, Richmond, VA (Richmond Arena)</i>							
	Virginia Tech	W	85-79	J3	at Vanderbilt	L	61-86		1957-58							
F5	NC State	W	70-61	J5	at Navy	L	56-77		Record: 15-14							
F7	at Duke	L	62-68		Washington & Lee	W	78-73		SC: 9-9, 5th place							
	George Washington	L	68-74	J15	at #13 Richmond	L	71-92		Virginia	W	73-69	F6	Furman	W	101-68	
	Washington & Lee	W	89-75		at Virginia Tech	W	75-69		at Pennsylvania	L	70-86		at Virginia Tech	L	66-82	
F16	Maryland	W	71-66		at VMI	W	88-68		George Washington	W	71-60		VMI	W	89-67	
	at Virginia Tech	W	86-76	F5	#12 Maryland	L	62-67		at The Citadel	L	60-75		George Washington	W	75-66	
F19	at VMI	W	86-71		Virginia Tech	W	105-73		at The Citadel	L	63-85	F15	at Furman	L	73-92	
F23	at Richmond	L	61-80	F9	#7 North Carolina St.	L	99-126		D13	at #8 West Virginia ¹	L	52-68		at Davidson	W	73-65
	at Virginia	W	87-85	F12	VMI	W	89-66			at Evansville	L	65-83	F20	Richmond	W	64-42
F29	Cincinnati	L	76-82	F14	at West Virginia ²	L	81-95			at Murray State	W	76-66	F25	vs. Furman ⁴	W	82-74
M6	vs. #10 West Virginia ¹	L	64-77		Washington & Lee	L	67-86		D30	at Tennessee	L	62-84	F26	vs. #7 West Virginia ⁴	L	83-117
	<i>1-Southern Conference Tournament, Raleigh, NC (Reynolds Coliseum)</i>															
	1952-53															
	Record: 10-13															
	SC: 6-13, 12th place															
D3	at Geo. Washington	L	79-90		1955-56											
D4	at Maryland	L	61-64		Record: 12-14											
	at Washington & Lee	W	87-62		SC: 9-7, 5th place											
D13	at Virginia	W	87-71		George Washington	L	75-81	F8	vs. Navy ²	W	90-78		Hampden-Sydney	W	113-75	
D17	West Virginia (ot)	L	100-101	D8	at Maryland	L	51-52	F10	at #1 West Virginia	L	68-82	D3	at West Virginia (ot)	L	72-74	
	Win.-Salem Bullets	W	82-63		Hampden-Sydney	W	76-69		at VMI	W	79-61	D5	at Tennessee (ot)	L	76-83	
J3	at Furman	L	78-85	D28	vs. Rhode Island ¹	W	100-96		at Washington & Lee	W	86-84		VMI	W	66-58	
	Hampden-Sydney	W	74-65	D29	at Richmond ¹	L	60-72	F17	Furman	W	87-46		George Washington	W	61-57	
	VMI	W	88-64	D30	vs. Seton Hall ¹	L	55-80	F21	Washington & Lee	W	88-72		Davidson	W	54-49	
J13	#8 North Carolina St.	L	58-62	J2	at Tennessee	W	93-83		VMI	W	96-78		at Virginia	W	80-50	
J17	at Richmond	L	78-82	J3	#4 Vanderbilt (2ot)	L	80-89		at Virginia Tech	L	68-72		vs. Virginia ¹	W	91-75	
	Virginia Tech	W	91-74	J9	Washington & Lee	W	79-70	M1	Richmond (3ot)	L	67-79	D30	at Richmond ¹	L	87-101	
	at VMI	W	88-54	J14	Furman	W	92-81	M6	vs. Virginia Tech ³	W	79-61	J3	at Furman	L	56-78	
F7	at #15 NC State	L	71-101		at Richmond	L	53-75	M7	vs. George Washington ³	W	57-56		at Davidson	L	45-54	
F10	vs. Wake Forest ¹	L	76-78		at Virginia Tech	W	66-57	M8	vs. #2 West Virginia ³	L	58-74	J7	at Richmond	W	63-60	
F14	Virginia	W	105-84	J21	at #3 NC State	L	71-90		<i>1-Logan, WV; 2-Norfolk, VA; 3-Southern Conference Tournament, Richmond, VA (Richmond Arena)</i>							
F17	Maryland	L	57-79		at Davidson	W	85-75		1958-59							
F19	#18 Duke (ot)	W	85-82	F4	at Furman	L	85-109		Record: 13-11							
F21	Washington & Lee	W	94-73		at #12 North Carolina	L	63-115		SC: 7-7, 4th place							
	at Virginia Tech	L	74-75	F13	West Virginia ²	L	90-105		at Virginia	L	74-85	F25	Richmond ³ (3ot)	W	105-84	
	George Washington	L	63-70		at George Washington	L	69-81		at Washington & Lee	W	63-60	M2	vs. Furman ³ (3ot)	W	86-84	
F28	Richmond	L	70-76		at Washington & Lee	L	57-70		George Washington	W	57-52	M3	vs. #8 West Virginia ³	W	88-76	
	<i>1-Norfolk, VA</i>															
	1953-54															
	Record: 9-14															
	SC: 6-5, 5th place															
D8	at Hampden-Sydney	W	78-58	F22	at West Virginia	L	88-97	D15	VMI	W	82-69	M4	vs. Geo. Washington ³	L	82-93	
	at Maryland	L	54-69		Davidson	W	77-67		Davidson	W	72-56		<i>1-UR Invitational, Richmond, VA; 2-Norfolk, VA; 3-Southern Conference Tournament, Richmond, VA (Richmond Arena)</i>			
	at North Carolina	L	61-71	F25	Richmond	W	79-77		at Louisiana Tech ¹	L	49-63		1961-62			
D12	at Duke	L	44-109	M1	at Richmond ³	L	62-79		at North Texas	W	82-77		Record: 7-17			
	George Washington	L	53-65		<i>1-UR Invitational, Richmond, VA; 2-Norfolk, VA; 3-Southern Conference Tournament, Richmond, VA (Richmond Arena)</i>											
J1	at Seton Hall	W	57-55		1956-57											
	Clemson	L	72-75		Record: 9-18											
	Hampden-Sydney	W	78-65		SC: 7-11, 6th place											
J9	at West Virginia	W	78-76	D1	Hampden-Sydney	W	98-81	J13	at #10 West Virginia	L	76-88	D2	at West Virginia	L	53-69	
	VMI	W	71-67	D3	The Citadel	W	82-74		Virginia Tech	W	59-58		at The Citadel	L	76-83	
J16	at Richmond	L	73-85	D6	at Washington & Lee	L	72-79	J30	at #10 West Virginia	L	76-82	D6	at George Washington	W	56-72	
	Virginia Tech	W	82-66	D8	George Washington	W	89-85		at Virginia Tech	L	68-74		George Washington	W	86-55	
F2	at NC State	L	70-80	D11	at Furman	L	66-69		at VMI	W	86-60	D12	Virginia	W	71-63	
F6	at Washington & Lee	W	73-58	D15	at Villanova	L	73-81		at Geo. Washington	L	68-87	D15	East Carolina	W	81-60	
F8	at Virginia Tech	W	66-52	D27	vs. Lafayette ¹	L	72-85	F9	Furman	L	70-71	D28	at Texas Tech	L	70-91	
	at VMI	L	62-81	D28	vs. Columbia ¹	L	78-93	F21	Washington & Lee	W	109-62	D29	vs. Texas ¹	L	71-84	
F13	at #19 NC State	L	48-65	D29	vs. Davidson ¹	W	72-63	F26	at Richmond ²	W	87-69	J2	at Furman	L	76-77	
	at #8 Geo. Wash.	L	58-69	J21	at #12 Tennessee	L	68-81	F27	vs. #10 West Virginia ²	L	82-85		at Davidson	L	47-62	
	Washington & Lee	W	68-54	J2	at #9 Vanderbilt	L	65-80	F27	<i>1-Gulf South Classic, Shreveport, LA; 2-Southern Conference Tournament, Richmond, VA (Richmond Arena)</i>							
F20	Wake Forest (ot)	L	56-57	J5	at Davidson	W	80-67					J6	at Richmond	L	65-73	
F25	#11 Maryland	L	55-74	J8	#2 North Carolina	L	61-71						The Citadel	W	71-58	
F27	at Richmond	L	63-68	J12	at Richmond	L	55-68						Virginia Tech	L	49-63	
M4	at West Virginia ¹	L	69-84	J14	#15 West Virginia ²	L	72-81						at VMI	L	71-74	
	<i>1-Southern Conference Tournament, Morgantown, WV (Mountaineer Field House)</i>															
	1954-55															
	Record: 11-14															
	SC: 7-5, 6th place															
D1	North Carolina State	L	97-111	J18	Virginia Tech	W	72-70					J27	West Virginia ²	L	61-70	
D4	at Furman	W	103-101	F2	Davidson	L	77-86					J31	Furman	W	79-67	
D6	at Tennessee	L	79-91	F4	Furman	L	78-80						Davidson	L	54-61	
	Hampden-Sydney	W	108-76	F9	at Geo. Washington	L	77-79						at Memphis State	L	70-88	
	North Carolina	W	79-76	F14	VMI	W	83-66						at Loyola	L	62-77	
D17	at Seton Hall	L	89-109	F16	at Virginia Tech	L	83-94						at Navy	L	59-71	
	1959-60															
	Record: 15-11															
	SC: 10-5, 3rd place															
									Virginia	W	82-70	F10	at Virginia Tech	L	65-104	
									at VMI	W	79-78		VMI	W	102-84	
									at Tennessee	W	77-71		at George Washington	L	84-92	
									Hampden-Sydney	W	97-83	F24	Richmond	W	54-49	
									D11	vs. Duquesne ¹	L	52-53		<i>1-Lubbock, TX; 2-Norfolk, VA</i>		
									D12	vs. St. John's ¹	L	65-77				
										Charleston (WV)	W	95-82				
										at Geo. Washington	L	71-98				

Year-by-Year Results

1962-63

Record: 15-9

SC: 10-5, 3rd place

D1	at Geo. Washington	L	50-60
D4	Hampden-Sydney	W	77-64
D8	at Virginia Tech (ot)	L	71-77
D11	at Virginia	W	71-69
D14	at Pittsburgh ¹	L	56-66
D15	vs. Boston College ¹	L	53-66
D17	Furman	L	55-56
D28	vs. Lehigh ²	W	73-58
D29	at Richmond ²	W	76-59
J2	at Davidson (ot)	L	70-73
J3	at Furman	W	70-68
J5	at Richmond	L	55-59
J8	The Citadel	W	83-69
J10	Virginia Tech	W	78-63
J15	VMI	W	80-71
J30	Davidson	W	70-63
F2	at The Citadel	W	82-69
F4	at #6 Georgia Tech	L	49-50
F9	West Virginia ³	W	75-72
F11	East Carolina	W	81-65
F15	at VMI	W	75-65
F19	George Washington	W	79-75
F23	Richmond	W	75-39
F28	vs. Virginia Tech ⁴	L	72-74

1-Steel Bowl, Pittsburgh, PA (Civic Arena); 2-UR Invitational, Richmond, VA; 3-Norfolk, VA; 4-Southern Conference Tournament, Richmond, VA (Richmond Arena)

1963-64

Record: 9-13

SC: 5-9, 7th place

D3	Hampden-Sydney	W	81-49
D6	at VMI	W	56-51
D14	Furman	W	67-60
D18	at West Virginia	L	73-78
D20	at Arkansas State ¹ (ot)	W	73-71
D21	vs. UTEP ¹	L	51-61
D27	vs. Eastern Kentucky ² (ot)	L	55-61
D28	at E. Tennessee St ²	W	69-55
J4	at Furman	W	66-60
J6	at The Citadel	L	60-63
J11	at Richmond	L	52-53
J13	East Carolina	W	64-47
J16	Virginia Tech	L	66-73
F1	The Citadel	L	67-80
F4	#5 Davidson ³	L	84-111
F6	at Geo. Washington	L	77-81
F8	Virginia	L	54-56
F10	at Virginia Tech (2ot)	L	86-90
F15	at VMI	L	65-70
F19	George Washington	W	82-67
F22	Richmond	W	84-53
F27	vs. West Virginia ⁴	L	73-85

1-Arkansas State Tournament, Jonesboro, AK; 2-Watauga Invitational, Johnson City, TN; 3-Norfolk, VA; 4-Southern Conference Tournament, Charlotte, NC (Charlotte Coliseum)

1964-65

Record: 12-13

SC: 6-8, 6th place

D1	at Virginia	L	58-72
D3	Hampden-Sydney	W	98-70
D5	East Carolina	W	86-72
D8	George Washington	W	54-44
D11	Furman (ot)	L	64-65
D14	at West Virginia	L	63-72
D17	VMI	W	66-63
D21	at Georgia Tech	L	73-91
D29	at Texas Western ¹	L	50-56
D30	vs. TCU ¹	L	71-76
J2	at Davidson ²	L	57-77
J5	The Citadel	L	64-70
J9	at Geo. Washington	L	50-56
J12	Virginia Tech	L	75-89
J16	at Richmond	W	61-59
J31	at East Carolina ³	W	61-58
F1	at Furman	W	68-64
F3	at The Citadel	W	79-70
F10	at VMI	L	57-61

F13	Pittsburgh	W	63-61
F16	at Virginia Tech	L	57-76
F20	Richmond	W	87-77
F25	vs. The Citadel ⁴	W	68-60
F26	vs. Virginia Tech ⁴	W	70-59
F27	vs. West Virginia ⁴ (2ot)	L	67-70

1-Sun Carnival Classic, El Paso, TX; 2-Charlotte; 3-Norfolk; 4-Southern Conference Tournament, Charlotte, NC (Charlotte Coliseum)

1965-66

Record: 13-12

SC: 8-3, 3rd place

D1	Virginia	W	93-82
D4	at North Carolina	L	68-82
D6	at Virginia Tech	L	63-95
D11	Furman	W	84-63
D15	Hampden-Sydney	L	68-71
D18	at Geo. Washington	W	79-66
D20	at Jacksonville	L	76-82
D22	at Georgia Tech	L	73-92
D27	vs. East. Kentucky ¹	W	76-64
D28	at Detroit ¹	L	65-80
J1	at Davidson ²	L	59-90
J4	Virginia Tech	L	69-76
J8	at VMI	L	74-89
J15	Richmond	W	71-65
J29	at The Citadel	W	70-65
J31	at Florida Southern	W	69-61
F2	at Miami (FL)	L	66-88
F5	East Carolina ³	W	57-51
F7	The Citadel	W	59-46
F10	George Washington	W	81-52
F12	VMI	W	94-67
F17	St. Francis (PA)	W	67-52
F19	at Richmond	L	63-76
F24	vs. Furman ⁴	W	78-73
F25	vs. West Virginia ⁴	L	50-64

1-Motor City Tournament, Detroit, MI (Memorial Building); 2-Charlotte; 3-Fort Eustis; 4-Southern Conference Tournament, Charlotte, NC (Charlotte Coliseum)

1966-67

Record: 14-11

SC: 8-5, 3rd place

D1	at Virginia	L	65-80
D3	at West Virginia ¹	L	67-73
D5	at Pittsburgh	W	72-68
D6	at St. Francis (PA)	L	54-67
D9	Florida Southern	W	75-69
D13	East Carolina	W	82-63
D17	George Washington	W	36-30
D22	Jacksonville	W	72-68
D27	at Evansville ²	W	74-72
D28	vs. New Mexico St ²	L	49-62
J35	J4 Virginia Tech	L	69-96
J17	at Geo. Washington	W	85-74
J11	Hampden-Sydney	W	100-78
J14	at Richmond	L	78-90
J28	at The Citadel	L	77-85
J30	at East Carolina	W	84-72
F2	at Virginia Tech	L	79-84
F4	The Citadel	W	91-57
F7	VMI	W	64-57
F13	at Furman	L	85-92
F14	at Davidson	W	74-71
F17	at VMI	L	67-81
F24	Richmond	W	79-69
M2	vs. Geo. Wash. ³	W	76-66
M3	vs. Davidson ³	L	65-78

1-Charleston, WV (Charleston Civic Center); 2-Evansville Invitational, Evansville, IN; 3-Southern Conference Tournament, Charlotte, NC

1967-68

Record: 6-18

SC: 4-10, 8th place

D2	at West Virginia	L	66-83
D9	George Washington	W	96-76
D13	at NC State	W	73-88
D15	at #8 Davidson	L	75-81
D18	at Wake Forest	L	79-108
D20	VMI	W	96-82



William and Mary faced No. 1 and four-time defending national champion UCLA in the 1970-71 season. It was the first time that the College had ever played the top-ranked team in the nation.

D28	at Connecticut ¹	L	49-51
D29	vs. Massachusetts ¹	L	86-92
J2	Jacksonville	L	69-71
J4	Pittsburgh	W	79-65
J6	Loyola (LA)	W	97-74
J8	at Virginia Tech	L	70-90
J10	East Carolina	L	70-71
J13	Richmond (ot)	W	98-92
J29	at West Virginia ²	L	70-88
J30	at George Washington	L	76-80
F3	The Citadel	L	75-84
F5	at VMI	L	62-68
F10	at East Carolina	L	75-99
F12	Furman	W	91-76
F17	Virginia Tech ³ (ot)	L	72-78
F21	at The Citadel	L	73-84
F24	at Richmond	L	81-108
F29	vs. Davidson ⁴	L	68-107

1-Basketball Classic, Storrs, CT (Field House); 2-Charleston, WV (Charleston Civic Center); 3-Fort Eustis; 4-Southern Conference Tournament, Charlotte, NC

1968-69

Record: 6-20

SC: 3-8, 7th place

D2	at West Virginia	L	74-89
D3	at Pittsburgh	L	62-68
D11	East Carolina ¹	L	66-77
D14	at Geo. Washington	L	71-82
D17	Wake Forest ²	L	58-98
D20	vs. Virginia Tech ³	L	72-83
D21	vs. Richmond ³	L	62-106
D26	Baylor ⁴	L	68-81
D27	Delaware ⁴	W	82-76
D28	Air Force ⁴	W	74-71
J4	Virginia Tech ²	L	60-75
J6	West Virginia ²	L	71-75
J9	The Citadel ¹	W	73-56
J11	at East Carolina	L	61-87
J13	at Virginia Tech	L	46-77
J15	George Washington ¹	W	77-75
J18	at Richmond	L	75-80
J30	at VMI	L	71-72
F1	at Furman	L	49-78
F3	at The Citadel	L	61-95
F5	at Jacksonville	L	74-88
F8	Georgetown ² (2ot)	W	90-84
F11	Old Dominion	L	65-80
F15	VMI ¹	W	83-78
F22	Richmond ¹	L	80-96
F27	vs. East Carolina ⁵	L	35-48

1-BG; 2-Fort Eustis; 3-Big 5 Tournament, Salem, VA; 4-East Carolina Classic, Greenville, NC; 5-Southern Conference Tournament, Charlotte, NC

1969-70

Record: 11-16

SC: 5-7, 5th place

D1	North Carolina State	L	84-93
D3	at West Virginia	L	80-106
D6	at Virginia Tech	L	84-93
D9	at Georgetown	L	82-87
D11	Richmond	W	81-74
D13	at Duke	L	77-84
D16	George Washington	L	80-90
D18	vs. Virginia Tech ¹	W	84-79
D19	vs. VMI ¹	W	75-64
D20	vs. Virginia ¹	L	72-92
D30	at Geo. Washington	L	78-86
J3	West Virginia ²	W	83-76
J6	Pittsburgh	W	84-73
J10	Virginia Tech	L	72-92
J26	Furman	W	107-87
J29	Virginia (ot)	L	81-87
J31	at The Citadel	W	65-60
F3	at #15 Davidson	L	87-93
F7	East Carolina	L	88-98
F10	at VMI	L	68-74
F12	The Citadel	W	79-74
F14	VMI	W	77-58
F16	Old Dominion	W	89-80
F18	at East Carolina	L	83-96
F21	at Richmond	L	60-78
F26	vs. Furman ³	W	82-67
	vs. #11 Davidson ³	L	54-78

1-Big 5, Hampton, VA; 2-Hampton, VA (Hampton Coliseum); 3-Southern Conference Tournament, Charlotte, NC

1970-71

Record: 11-16

SC: 7-3, 2nd place

D1	vs. Richmond ¹	W	69-68
D2	vs. Virginia Tech ¹	L	78-88
D3	vs. Richmond ¹	W	97-84
D5	North Carolina	L	72-101
D7	Georgetown	L	71-88
D12	at The Citadel	L	67-71
D14	at Wake Forest	L	70-93
D17	at Virginia	L	87-107
D19	VMI ²	W	75-49
D29	vs. #1 UCLA ³	L	71-90
D30	Duquesne ³	L	54-79
J2	Davidson	L	49-66
J4	The Citadel	W	59-54
J6	Rice	L	74-77
J9	at Richmond	W	72-69
J23	East Carolina	W	74-65
J28	at Loyola (LA)	L	87-118
J30	at Furman (ot)	W	78-71
F3	Virginia Tech	L	62-74
F6	Navy	W	77-71
F8	at Virginia Tech	L	63-91
F11	#6 Jacksonville	L	69-100
F16	at VMI	W	85-69

Year-by-Year Results

F20	at East Carolina	L	56-65
F27	Richmond	W	103-82
	vs. VMI ⁴	W	69-65
M5	vs. Richmond ⁴	L	64-66

1-Big 5 Tournament, Hampton, VA; 2-BG; 3-Steel Bowl, Pittsburgh, PA; 4-Southern Conference Tournament, Charlotte, NC

1971-72

Record: 10-17
SC: 6-4, 3rd place

D4	Furman	W	110-91
D8	Wake Forest	L	60-75
D11	The Citadel	W	74-67
D15	#19 Virginia	L	62-82
D18	at #14 Jacksonville	L	72-83
D20	at Georgia Tech	L	71-83
D22	at Rice	L	76-88
D29	at Stetson ¹	W	94-67
D30	vs. Miami (OH) ¹	L	67-69
J1	at Davidson	L	68-81
J3	at The Citadel	L	59-68
J8	at Richmond (2ot)	W	73-68
J22	at East Carolina	L	71-79
J25	VMI	W	76-59
J27	at Georgetown (ot)	L	79-85
J29	at Virginia Tech	L	65-87
J31	Cincinnati	L	52-65
F3	Florida Southern	W	76-67
F5	Pittsburgh	W	73-68
F10	Virginia Tech	L	69-90
F12	at Duke	L	69-87
F16	at West Virginia	L	71-87
F19	East Carolina	W	67-64
F22	at VMI	L	35-37
F26	Richmond	W	85-62
M2	vs. Richmond ²	W	98-82
M3	at Furman ²	L	74-93

1-Tangerine Bowl Classic, Winter Park, FL; 2-Southern Conference Tournament, Greenville, SC

1972-73

Record: 10-17
SC: 5-6, 5th place

N25	at Furman	L	90-112
N27	Jacksonville	L	94-103
D2	at Duke	L	74-98
D6	Wake Forest	L	71-86
D9	at The Citadel	L	73-82
D11	at Appalachian State	W	73-71
D13	Virginia Tech	L	77-98
D16	at Virginia	L	80-90
D18	Georgia Tech	W	63-60
D27	at Lehigh	W	77-66
D28	at CC of New York	W	69-53
J3	Davidson	L	88-102
J6	Richmond	L	58-65
J20	at East Carolina	L	68-73
J25	at Wake Forest	L	79-93
J27	at Cincinnati	L	68-110
J29	at Virginia Tech	L	92-127
J31	VMI	W	77-59
F3	at Pittsburgh	L	62-83
F6	The Citadel	W	83-74
F10	at Rutgers	L	78-97
F15	West Virginia	W	69-66
F17	East Carolina	W	80-69
F20	at VMI	L	64-66
F24	at Richmond	W	66-64
	vs. The Citadel ¹	W	97-72
	vs. Davidson ¹	L	73-76

1-Southern Conference Tournament, Richmond, VA (Richmond Coliseum)

1973-74

Record: 9-18
SC: 5-6, 5th place

D1	Appalachian State	W	100-63
D3	Duke	L	79-93
D6	at Wake Forest	L	58-78
D8	at The Citadel	L	65-88
D11	Richmond (ot)	W	73-71
D14	at Baltimore	L	70-79

D15	at Navy	W	84-80
D20	at #9 Providence	L	75-105
D22	at Fairfield	L	57-77
J19	East Carolina	L	67-70
J21	at Davidson	L	65-73
J22	VMI	W	85-68
J26	Furman	L	80-97
J29	Rutgers	L	75-76
J31	at Virginia Tech	L	61-80
F2	#13 Pittsburgh	L	62-68
F4	The Citadel	W	64-57
F6	at VMI	W	67-65
F9	at East Carolina	L	63-93
F11	Virginia Tech	L	54-72
F14	Iona	W	64-62
F16	at Old Dominion	W	70-68
F18	Virginia	L	62-72
F21	at Geo. Washington	L	51-81
F23	at Richmond	L	81-88
F27	vs. East Carolina ¹ (2ot)	W	75-67
M1	vs. Furman ¹	L	55-70

1-Southern Conference Tournament, Richmond, VA (Richmond Coliseum)

1974-75

Record: 16-12
SC: 6-5, 3rd place

N30	Pace	W	54-51
D2	Haverford	W	69-55
D5	George Washington	L	50-61
D7	at The Citadel	W	82-73
D11	at Virginia	L	51-73
D14	Wagner	W	77-65
D17	Davidson	W	76-75
D21	Wake Forest	W	59-58
D30	Columbia	L	55-61
J4	Old Dominion	L	62-66
J18	at East Carolina	L	91-44
J20	St. Mary's	W	91-44
J22	at VMI	L	69-71
J25	at Furman	L	58-75
J28	Virginia Tech	W	76-69
F1	at Pittsburgh	L	60-70
F3	The Citadel	W	81-53
F6	at Richmond	L	75-84
F8	at Appalachian State	W	69-59
F10	Baltimore	W	67-52
F12	at Virginia Tech	L	75-101
F15	East Carolina	L	66-68
F19	VMI	W	67-66
F22	Richmond	W	72-60
F26	at Rutgers	L	70-88
	Davidson ¹	W	78-64
M5	vs. East Carolina ²	W	69-66
M6	at Furman ²	L	55-66

1-Southern Conference Tournament, Williamsburg, VA; 2-Southern Conference Tournament, Greenville, SC

1975-76

Record: 15-13
SC: 8-3, 2nd place

N29	Appalachian State	W	68-48
D1	Eastern Connecticut	W	75-55
D4	at Geo. Washington	L	69-75
D6	The Citadel	W	70-61
D9	at Wake Forest	L	69-82
D11	Dickenson	W	61-56
J3	Wagner	W	80-52
J5	at Iona (ot)	L	64-67
J6	at Princeton	L	43-64
J10	Washington Coll.	W	105-60
J13	at Old Dominion	L	73-77
J17	East Carolina	W	65-58
J19	Virginia	L	60-80
J21	at #20 VMI	L	78-84
J24	Furman	W	80-68
J28	at Virginia Tech	L	79-105
J31	Richmond	L	72-80
F3	at East Carolina	W	56-54
F5	Old Dominion	W	74-61
F7	VMI	W	68-62
F11	#18 Virginia Tech	L	48-50
F14	at Davidson	W	75-73

F16	at The Citadel	L	62-64
F19	Pratt	W	70-56
F21	at Richmond	W	107-102
F25	#3 Rutgers	L	90-100
F28	Furman ¹	W	70-57
M3	vs. Richmond ²	L	78-84

1-Southern Conference Tournament, Williamsburg, VA; 2-Southern Conference Tournament, Greenville, SC

1976-77

Record: 16-14
SC: 7-4, 4th place

N29	Christopher Newport	W	105-51
D1	Hampden-Sydney	W	92-67
D4	The Citadel	W	94-61
D8	#11 Wake Forest (ot)	L	84-90
D11	at Appalachian State	L	59-68
D22	at UC Santa Barbara	W	78-65
D23	at #8 UCLA	L	55-59
D27	at Hawaii ¹	L	60-63
D28	vs. Illinois ¹	L	64-73
D29	vs. Temple ¹	W	68-65
J8	Appalachian State	W	68-63
J10	at Virginia	W	71-65
J12	at VMI	L	79-92
J15	at Richmond	W	67-62
J18	East Carolina	W	79-43
J20	Queens	W	91-41
J22	at Furman (ot)	L	83-88
J24	at The Citadel	W	61-53
J26	Princeton	L	38-42
J29	Navy	W	70-56
J31	at Davidson	L	52-69
F2	George Washington	W	83-70
F5	Old Dominion	L	71-73
F7	at West Virginia ²	L	58-69
F10	at East Carolina	W	70-66
F12	Davidson	W	68-60
F16	#19 VMI	W	86-84
F19	Richmond	L	77-78
F21	at Old Dominion	L	68-82
F26	East Carolina ³	L	76-79

1-Rainbow Classic, Honolulu, HI (Neil S. Blaisdell Center); 2-Charleston, WV (Charleston Civic Center); 3-Southern Conference Tournament, Williamsburg, VA

1977-78

Record: 16-10

N25	vs. VA Commonwealth ¹	W	55-54
N26	vs. St. Joseph's ¹	L	60-69
N28	Christopher Newport	W	86-68
N30	West Virginia	W	72-61
D3	Radford	W	85-56
D7	#2 North Carolina	W	78-75
D9	vs. Cal. St. Fullerton ²	W	67-62
D10	vs. Montana ²	W	61-60
D28	at Stetson ³	W	61-60

D29	vs. Rollins ³	W	79-66
J7	East Carolina	L	56-58
J10	at Rutgers	L	71-79
J14	Richmond	W	75-43
J17	at East Carolina	W	77-76
J21	American	L	67-73
J25	at Davidson	W	65-56
J28	at Old Dominion	L	63-64
F1	VA Commonwealth	L	62-73
F4	George Mason	W	94-73
F7	at Navy	W	70-62
F11	James Madison	L	66-68
F15	VMI	L	59-60
F18	at Richmond	W	59-48
F20	#17 Virginia	L	49-62
F22	at South Carolina	L	54-67
F25	Old Dominion	W	75-64

1-Spider Classic, Richmond, VA (Robins Center); 2-at Cougar Classic, Provo, UT (Marriott Center); 3-Tangerine Bowl

1978-79

Record: 9-17

N25	Delaware Valley	W	86-64
N27	Christopher Newport	W	66-54
N29	at West Virginia	L	39-45
D2	East Carolina	W	60-54
D9	at Virginia Tech	L	59-84
D29	at VA Commonwealth ¹	L	43-60
D30	vs. Richmond ¹ (ot)	L	62-64
J3	Muhlenberg	W	80-64
J6	James Madison	L	55-56
J10	at Virginia	L	56-95
J13	at Richmond	L	72-83
J16	Virginia Wesleyan	W	67-62
J20	at Old Dominion	L	42-48
J24	at VA Commonwealth	L	46-67
J27	South Carolina	L	54-62
J30	at East Carolina (2ot)	L	59-61
F1	Roanoke	W	44-43
F3	Navy	W	68-63
F6	at James Madison	L	57-70
F8	Davidson (2ot)	W	68-62
F10	at American	L	45-61
F12	Virginia Tech	L	49-55
F14	at #4 North Carolina	L	60-85
F17	Richmond	W	68-64
F21	Virginia	L	40-44
F24	Old Dominion	L	56-57

1-TD Invitational Tournament, Richmond, VA (Richmond Coliseum)

1979-80

Record: 12-15

D1	Johns Hopkins	W	94-51
D3	Christopher Newport	W	68-50
D5	West Virginia	W	63-62
D8	VA Commonwealth	L	54-57
D10	St. Mary's	W	104-67



William and Mary upset No. 2 North Carolina, 78-75, on December 7, 1977.

Year-by-Year Results

D22	NC Wesleyan	W	88-62
D26	at Jacksonville ¹	L	43-58
D27	vs. Iowa State ¹	L	55-56
D29	at Roanoke	W	69-67
J9	at South Carolina	L	67-74
J14	American	L	72-82
J16	at Navy	L	48-73
J19	Richmond	W	82-81
J24	Temple	L	55-56
J26	at Old Dominion	L	51-60
J29	at #11 North Carolina	L	61-71
F2	Catholic	W	88-66
F5	at James Madison	L	58-61
F7	George Mason	W	84-62
F9	at Richmond	W	83-74
F12	at VA Commonwealth	L	56-64
F14	Bluefield	W	101-48
F16	James Madison	L	49-52
F20	at Virginia	L	55-63
F23	Old Dominion (ot)	L	69-71
F26	Richmond ²	W	78-77
	vs. Old Dominion ³	L	59-75

1-Gator Bowl Tourney, Jacksonville, FL (Swisher Gymnasium); 2-ECAC South Tournament, Williamsburg, VA; 3-ECAC South Tournament, Hampton, VA

1980-81

Record: 16-12

N29	Pace	W	85-64
D1	Christopher Newport	W	84-56
D3	at VA Commonwealth	L	58-77
D6	#7 Virginia	L	68-88
D20	NC Wesleyan	W	88-63
J3	at #9 Maryland	L	64-69
J6	Millersville	W	76-52
J10	at Virginia Tech	W	51-43
J14	at Richmond	W	44-42
J17	James Madison	W	44-42
J19	at Catholic	W	36-29
J21	Virginia Tech (3ot)	W	48-46
J24	at Old Dominion	L	51-76
J26	at George Mason	W	64-45
J28	at Temple ¹	L	68-80
J31	Navy	W	71-60
F2	at American	W	54-69
F4	at VMI	W	75-63
F7	at James Madison	L	60-72
F11	Richmond	L	51-53
F14	South Carolina	W	77-68
F18	#13 North Carolina	L	55-81
F21	Old Dominion	L	59-60
F24	VA Commonwealth (ot)	L	67-68
F26	St. Mary's	W	105-69
F28	George Mason	W	68-53
	Robert Morris ²	W	73-50
M6	vs. James Madison ³	L	42-44

1-The Palestra; 2-ECAC South Tournament, Williamsburg, VA (William and Mary Hall); 3-ECAC South Tournament, Hampton, VA

1981-82

Record: 16-12

N27	Elizabethtown	W	101-54
N30	Christopher Newport	W	71-32
D2	VMI	W	84-57
D5	at Virginia Tech	L	60-76
D19	NC Wesleyan	W	69-45
D29	vs. Auburn ¹	W	58-48
D30	vs. Davidson ¹	W	46-44
J4	at #1 North Carolina	L	40-64
J6	at East Carolina	L	58-61
J9	Lebanon Valley	W	75-50
J11	at VCU (ot)	L	62-63
J16	at James Madison	L	44-54
J20	Richmond	W	70-47
J23	Old Dominion (ot)	W	60-59
J27	Maryland	L	43-50
J30	at Navy (ot)	W	47-46
F2	at American (ot)	L	64-65
F4	at George Mason	W	88-68
F6	at Richmond	L	55-60
F8	Virginia Tech	W	66-51
F13	Temple	W	68-59

F17	at Old Dominion	L	45-66
F20	James Madison	L	55-56
F23	VA Commonwealth	L	63-65
F25	George Mason (ot)	W	53-47
F27	East Carolina	W	80-61
M4	vs. Navy ²	W	79-55
M5	vs. James Madison ²	L	49-64

1-Iron Duke Classic (Durham, NC); 2-ECAC South Tournament, Norfolk, VA (Scope)

1982-83

Record: 20-9

ECAC South: 9-0, 1st place

Postseason: NIT, 1st round

N29	Christopher Newport	W	84-51
D1	Norfolk State	W	72-56
D3	Lock Haven	W	89-52
D7	at West Virginia	L	51-65
D11	at Temple ¹	L	61-62
D30	at Notre Dame	L	60-83
J5	at Maryland	L	51-56
J8	at George Mason	W	47-46
J12	at East Carolina	W	72-51
J15	at Lafayette	W	69-61
J17	Wake Forest	W	80-63
J19	NC Wesleyan	W	90-55
J22	at Old Dominion	W	56-50
J26	Richmond	W	76-68
J29	James Madison	W	72-65
J31	VA Commonwealth	L	49-50
F2	at Duke	L	71-73
F5	Loyola	W	79-53
F9	East Carolina	W	70-54
F12	Old Dominion	L	42-43
F16	at VMI	W	77-65
F19	at James Madison	W	60-55
F21	Navy	W	75-55
F23	at Richmond	W	49-47
F26	George Mason	W	79-72
M2	at Delaware	W	70-58
M10	vs. East Carolina ²	W	48-45
M12	vs. James Madison ²	L	38-41
	at Virginia Tech ³	L	79-85

1-The Palestra; 2-ECAC South Tournament, Richmond, VA (Robins Center); 3-National Invitational Tournament, Blacksburg, VA

1983-84

Record: 14-14

ECAC South: 6-4, 2nd place (tie)

N25	NC Wesleyan	W	79-39
N30	Duke	L	68-70
D3	at Old Dominion	L	57-73
D6	at VA Commonwealth	L	38-41
D8	at Virginia	L	41-52
D30	Towson	W	63-45
J4	UNC Wilmington	L	55-61
J7	at #5 Maryland	L	44-58
J11	at #12 Wake Forest	L	53-80
J14	East Carolina	W	64-48
J18	VMI	W	73-55
J21	at Navy (2ot)	L	55-60
J23	at Drexel	L	59-60
J25	George Mason	W	91-79
J28	at Richmond	L	60-69
J30	Delaware	W	68-65
F1	Virginia Wesleyan	W	107-73
F4	James Madison	W	46-44
F6	Lafayette	W	67-57
F9	at UNC Wilmington	W	76-52
F11	at East Carolina	W	67-52
F18	Navy	L	71-73
F22	Old Dominion	L	65-71
F25	at George Mason	L	57-64
F29	at James Madison	W	56-47
M3	Richmond	W	83-65
M8	vs. East Carolina ¹	W	47-32
M9	vs. Navy ¹	L	57-67

1-ECAC South Tournament, Harrisonburg, VA (Convocation Center)



In 1983, William and Mary won 20 games, went undefeated in the ECAC South and advanced to the NIT.

1984-85

Record: 16-12

ECAC South: 9-5, 4th place

N28	at Duke	L	60-92
D1	Drexel	W	81-65
D5	Virginia	W	54-53
D8	Old Dominion	L	57-62
D22	Christopher Newport	W	85-45
D28	vs. Iona ¹	L	55-68
D29	vs. New Hampshire ¹	W	53-45
J2	at Wake Forest	L	47-64
J12	at East Carolina	W	67-53
J17	UNC Wilmington	W	79-68
J19	Navy	L	59-70
J21	Lafayette	W	58-57
J23	at George Mason	W	63-62
J26	Richmond (ot)	L	76-82
J28	at American	L	62-64
J30	Delaware	W	72-61
F2	at James Madison	W	78-70
F6	at VMI	L	48-50
F9	East Carolina	W	80-71
F16	at Navy	L	60-84
F18	American	W	89-61
F20	at Old Dominion	L	58-72
F23	George Mason (ot)	W	74-73
F25	at UNC Wilmington	W	67-59
F28	James Madison	W	71-60
M2	at Richmond	L	58-68
M7	James Madison ²	W	68-61
M8	Navy ²	L	83-89

1-Connecticut Mutual Classic, Hartford, CT (Hartford Civic Center); 2-ECAC South Tournament, Williamsburg, VA (William and Mary Hall)

1985-86

Record: 8-20

CAA: 3-11, 6th place (tie)

N23	at Towson	L	56-66
N26	#6 Duke	L	61-84
N30	Drexel	W	57-52
D5	at Maryland	L	48-77
D20	Christopher Newport	W	76-55
D27	vs. Georgia ¹	L	44-77
D28	vs. Colorado State ¹	W	61-39
J4	at Richmond	L	36-52
J8	at Virginia	L	47-67
J11	UNC Wilmington	L	56-73
J13	East Carolina	L	52-54
J15	Old Dominion	L	44-75
J18	at James Madison	L	58-59
J20	at George Mason	L	54-67
J22	VMI	W	71-64
J25	Navy	L	68-76
J27	American	W	76-63

J30	at VA Commonwealth	L	44-60
F1	#20 Richmond	L	47-67
F3	George Mason	L	46-69
F8	at UNC Wilmington	W	73-64
F10	at East Carolina	L	47-52
F15	James Madison	W	53-50
F17	at Navy	L	51-66
F20	at Old Dominion	L	47-58
F24	at American	L	64-70
F26	at Lafayette	W	59-54
M1	at Richmond ²	L	50-61

1-Krystal Classic, Chattanooga, TN; 2-CAA Tournament, Richmond, VA (Robins Center)

1986-87

Record: 5-22

CAA: 2-12, 8th place

D1	Bridgewater	W	73-57
D4	VA Commonwealth	L	64-73
D6	at Old Dominion	L	54-56
D8	Miami (OH)	L	57-60
D20	Christopher Newport	W	70-55
D29	at Tulsa ¹	L	60-79
D30	vs. Drexel ¹	L	58-60
J3	Richmond	L	66-68
J5	at #20 Duke	L	46-82
J7	Towson	W	65-52
J10	at UNC Wilmington	L	55-82
J12	at East Carolina	L	52-56
J17	James Madison	W	71-61
J19	George Mason	L	49-50
J23	at #18 Navy	L	59-82
J26	at American	L	56-83
J28	Old Dominion	L	56-60
J31	at Richmond	L	50-70
F2	at George Mason	L	64-70
F7	East Carolina	W	69-65
F9	UNC Wilmington	L	58-80
F11	at VMI	L	68-76
F14	at James Madison	L	78-96
F16	Navy	L	52-63
F19	at Drexel	L	76-82
F23	American	L	69-70
F28	vs. Navy ²	L	52-63

1-First Tulsa Classic, Tulsa, OK; 2-CAA Tournament, Hampton, VA (Hampton Coliseum)

1987-88

Record: 10-19

CAA: 5-9, 6th place (tie)

N28	Old Dominion	L	69-72
N30	at Miami (OH)	L	68-78
D4	at Stanford ¹	L	64-87
D5	vs. Texas ¹	L	73-78
D19	Christopher Newport	W	88-69

Year-by-Year Results

D29	at Georgia Tech ²	L	59-90
D30	vs. Villanova ²	L	57-76
J2	at Loyola	W	84-81
J4	at #9 Duke	L	70-101
J7	at Delaware	L	69-77
J9	• American	L	72-86
J11	VMI	W	69-59
J13	• at Navy	W	67-65
J16	• James Madison	W	75-65
J20	• at George Mason	L	69-82
J23	• UNC Wilmington	L	67-76
J27	• at East Carolina	W	70-63
J30	• Richmond	L	69-77
F2	Virginia Wesleyan	W	81-48
F4	at Old Dominion	L	69-78
F6	• at American (ot)	L	75-77
F10	• Navy (ot)	L	61-63
F13	• at James Madison	L	51-64
F17	• George Mason	W	86-68
F20	• at UNC Wilmington	L	74-84
F24	• East Carolina	W	88-62
F27	• at Richmond	L	65-73
M5	vs. American ³	W	76-75
M6	vs. George Mason ³	L	76-95

1-Apple Invitational, Stanford, CA; 2-Cotton States Classic, Atlanta, GA (The Omni); 3-CAA Tournament, Hampton, VA (Hampton Coliseum)

1988-89

Record: 5-23

CAA: 3-11, 7th place

N26	Hampden-Sydney (ot)	L	91-92
N29	Old Dominion	L	62-70
D3	at Virginia Tech	L	75-96
D7	Army	L	66-78
D10	Delaware	L	63-81
D22	Christopher Newport	W	86-63
D30	at Stetson (ot)	L	82-91
J2	at Central Florida	L	65-69
J4	Manhattan	W	71-53
J7	• East Carolina	L	59-75
J9	• UNC Wilmington	L	52-91
J11	at #1 Duke	L	38-100
J14	• at American	L	72-90
J16	at Towson	L	78-98
J18	• Navy	W	72-59
J21	• at James Madison	L	50-87
J25	• George Mason	L	50-69
J28	• at Richmond	L	60-76
F1	• at East Carolina	L	68-73
F4	• at UNC Wilmington	W	62-58
F6	at VMI	L	64-66
F8	• American	L	58-86
F11	at Davidson	W	88-69
F15	• at Navy (ot)	L	70-73
F18	• James Madison	L	71-92
F22	• at George Mason	L	64-91
F25	• Richmond	L	68-76
M4	vs. George Mason ¹	L	72-75

1-CAA Tournament, Hampton, VA (Hampton Coliseum)

1989-90

Record: 6-22

CAA: 2-12, 8th place

N24	St. Andrew's	W	66-59
N27	Davidson	W	80-79
N29	at Old Dominion	L	62-67
D2	at Delaware	L	56-72
D5	at Army	L	59-70
D9	Virginia Tech	L	53-76
D22	Christopher Newport	W	83-53
D29	vs. Northwestern ¹	L	78-103
D30	vs. AK-Anchorage ¹	L	85-91
J3	Loyola	W	71-58
J6	• American	L	64-79
J10	• James Madison	L	65-87
J13	• at Navy	L	59-80
J17	• George Mason	L	80-89
J20	• at East Carolina	L	64-72
J22	#8 Duke	L	76-109
J24	• UNC Wilmington	L	75-76
J27	• Richmond	L	66-71
J31	• at James Madison	L	61-82

F3	• at American	L	73-85
F5	VMI	L	66-86
F10	• Navy	L	61-83
F13	at Wake Forest	L	52-77
F15	• at George Mason	L	78-83
F17	• East Carolina	W	74-71
F21	• at UNC Wilmington	W	65-64
F24	• at Richmond	L	54-72
M3	James Madison ²	L	83-93

1-Music City Invitational Tournament, Nashville, TN (Memorial Gym); 2-CAA Tournament, Richmond, VA (Richmond Coliseum)

1990-91

Record: 13-15

CAA: 6-8, 5th place (tie)

N24	Hampden-Sydney	W	89-83
N27	at Davidson	W	59-58
N29	Army	W	73-71
D1	at Virginia Tech	L	64-66
D5	Old Dominion	W	71-63
D8	at Manhattan	L	59-73
D22	Virginia Wesleyan	W	92-73
D28	vs. Rhode Island ¹	L	70-80
D29	vs. Lafayette ¹	L	65-67
J2	at Lehigh	L	79-82
J7	at Loyola	W	77-54
J9	• at George Mason	W	73-70
J12	• Navy	W	76-73
J16	• at American	L	70-87
J19	• East Carolina (2ot)	W	74-62
J21	• UNC Wilmington	L	76-78
J23	at VMI	W	58-46
J26	• at Richmond	L	63-80
J28	• at James Madison	L	56-70
F2	• James Madison	L	63-67
F4	Wake Forest	L	74-93
F6	• George Mason	L	67-87
F9	• at Navy	W	82-73
F13	• American	L	70-75
F16	• at East Carolina	W	64-56
F20	• at UNC Wilmington	L	76-90
F23	• Richmond	W	71-69
M4	American ²	L	57-70

1-Connecticut Mutual Classic, Hartford, CT; 2-CAA Tournament, Richmond, VA (Richmond Coliseum)

1991-92

Record: 10-19

CAA: 3-11, 7th place (tie)

N22	Virginia Wesleyan	W	79-62
N25	at Virginia	L	43-78
N30	Navy (ot)	W	82-77
D2	Davidson (ot)	W	70-69
D4	UNC Greensboro (ot)	L	73-79
D7	Virginia Tech	W	66-60
D17	at SMU	L	55-66
D21	vs. #24 Charlotte ¹	L	75-83
D22	vs. Portland ¹	L	67-78
D30	at #1 Duke	L	61-97
J4	Lehigh	W	82-65
J7	at Army	W	49-43
J11	• American	W	70-66
J15	• George Mason	W	92-77
J18	• at Richmond	L	65-82
J22	• James Madison	L	47-56
J25	• at UNC Wilmington (ot)	L	64-68
J29	• East Carolina	L	59-66
F1	• at Old Dominion (ot)	L	92-102
F3	Marymount	W	98-53
F8	• at American	L	69-84
F12	• at George Mason	W	78-65
F15	• Richmond	L	54-83
F18	VMI	L	68-76
F22	• UNC Wilmington	L	64-94
F26	• at East Carolina	L	75-79
F29	• Old Dominion	L	85-94
M2	• at James Madison	L	77-98
M7	vs. James Madison ²	L	53-77

1-Kauai Classic, Kauai, HI; 2-CAA Tournament, Richmond, VA (Richmond Coliseum)

1992-93

Record: 14-13

CAA: 6-8, 4th place (tie)

D1	at UNC Greensboro (2ot)	W	81-76
D5	The Citadel (ot)	W	72-68
D19	Virginia Wesleyan	W	81-63
D22	Shenandoah	W	102-74
D28	at New Mexico ¹	L	59-64
D29	vs. Northwestern ¹	W	77-69
J2	Campbell	W	75-59
J4	Holy Cross	L	78-83
J6	at Navy	W	58-53
J9	• at American	L	71-76
J11	• George Mason	W	92-89
J16	• James Madison	L	72-90
J20	• at Richmond	L	53-54
J23	• UNC Wilmington	W	67-63
J25	#15 Virginia (ot)	L	84-93
J27	• at East Carolina	W	81-65
J30	• Old Dominion	L	80-81
F1	at Virginia Tech	L	66-70
F3	at VMI	W	77-67
F6	• American	L	77-82
F10	• at George Mason	W	82-78
F13	• at James Madison	L	66-99
F20	• at UNC Wilmington	W	103-185
F22	• Richmond	W	66-63
F24	• East Carolina	L	53-74
F27	• at Old Dominion	L	80-90
M6	American ²	L	72-78

1-Lobo Invitational, Albuquerque, NM (The Pit); 2-CAA Tournament, Richmond, VA (Richmond Coliseum)

1993-94

Record: 4-23

CAA: 2-12, 8th place

N29	Loyola	L	84-97
D1	at #12 Virginia	L	71-84
D4	at The Citadel	L	73-78
D21	UNC Greensboro	L	82-93
D27	vs. Samford ¹	L	67-78
D28	vs. New Hampshire ¹	W	88-75
J3	Navy	L	62-68
J5	at Holy Cross	L	74-80
J10	at Campbell ²	L	50-71
J12	• at James Madison	L	75-89
J15	• UNC Wilmington	L	57-61
J17	• at Richmond	L	63-85
J19	• East Carolina	W	86-82
J22	Virginia Tech	L	79-95
J24	• at American	L	84-89
J26	• George Mason	L	76-83
J30	at Loyola	L	81-94
F2	• at Old Dominion	L	72-105
F5	• Richmond	L	73-105
F7	• James Madison	L	85-89
F9	VMI	W	79-68
F12	• at UNC Wilmington	W	77-70
F14	• at East Carolina	L	63-80
F19	• American	L	57-65
F23	• at George Mason	L	78-85
F26	• Old Dominion	L	70-94
M5	Old Dominion ³	L	58-83

1-Shootout Spokane, Spokane, WA (Martin Centre); 2-Fayetteville, NC (Cumberland County Civic Center); 3-CAA Tournament, Richmond, VA (Richmond Coliseum)

1994-95

Record: 8-19

CAA: 6-8, 6th place

N26	at Loyola	L	76-79
N29	The Citadel	L	64-66
D1	at UNC Greensboro	L	71-84
D3	at Virginia Tech	L	53-77
D20	at New Orleans ¹	L	61-72
D21	vs. Bradley ¹	L	68-79
J3	at Navy	L	70-86
J7	Siena	W	72-52
J9	• East Carolina	W	80-73
J11	at NC State	L	64-80
J14	• at American	W	70-69
J18	• at George Mason	W	85-82

J21	• Old Dominion	L	73-83
J24	• at Richmond	W	75-71
J26	at VMI	W	95-86
J28	• at James Madison	L	62-73
F1	• UNC Wilmington	L	47-66
F4	• Richmond	L	64-66
F8	• James Madison	L	67-73
F11	UNLV	L	74-83
F15	• American	W	86-82
F18	• at East Carolina	L	53-85
F20	• at UNC Wilmington	L	57-64
F22	Holy Cross	L	87-92
F25	• at Old Dominion	L	55-60
F27	• George Mason	W	116-94
M4	vs. James Madison ²	L	50-73

1-UNO Classic, New Orleans, LA; 2-CAA Tournament, Richmond, VA (Richmond Coliseum)

1995-96

Record: 10-16

CAA: 6-10, 6th place (tie)

N25	Loyola	L	72-76
N27	at #15 Virginia	L	58-87
N29	Marymount	W	100-67
D2	#22 Virginia Tech	L	66-71
D20	Hampton	L	76-84
D29	at Toledo ¹	L	72-76
D30	vs. Air Force ¹	W	64-60
J4	• VA Commonwealth	L	47-70
J6	• at James Madison	W	96-71
J10	• at Richmond	L	79-78
J13	• American	L	80-91
J15	Navy	W	69-48
J17	VMI	W	90-49
J20	• at UNC Wilmington	L	54-67
J24	• at George Mason	L	92-95
J27	• Old Dominion	L	82-86
J29	• East Carolina	L	65-71
J31	• James Madison	W	68-51
F3	• Richmond	W	81-64
F7	• at VA Commonwealth	L	68-83
F10	• at American	L	66-100
F14	• at East Carolina	L	78-88
F17	• UNC Wilmington	W	63-46
F21	• at Old Dominion	L	86-91
F26	• George Mason	W	96-92
M2	vs. UNC Wilmington ²	L	55-63

1-MVP Classic, Toledo, OH; 2-CAA Tournament, Richmond, VA (Richmond Coliseum)

1996-97

Record: 12-16

CAA: 8-8, 5th place (tie)

N23	UNC Greensboro	W	69-57
N25	at Hampton	W	67-63
N27	at Stetson	L	68-73
N30	The Citadel	L	71-78
D2	Catholic	W	78-59
D4	#25 Virginia	L	64-75
D27	at Arizona State ¹	L	57-74
D28	vs. AL-Birmingham ¹	L	55-57
J2	• at East Carolina	L	58-77
J4	• James Madison	W	64-61
J9	at Virginia Tech	L	46-71
J11	• at Richmond	L	72-82
J13	at Navy	L	63-74
J16	• UNC Wilmington	L	53-56
J20	• VA Commonwealth	W	69-61
J22	• at Old Dominion	W	61-55
J25	• at George Mason	L	67-70
J29	• at UNC Wilmington	L	63-65
F1	• at VA Comm.	L	50-77
F5	• Old Dominion	W	80-52
F8	• Richmond	W	57-50
F10	• American	W	64-55
F15	• George Mason	W	89-85
F19	• at James Madison	W	82-74
F22	• at American	L	67-85
F24	• East Carolina	L	58-59
F28	at VA Comm. ²	W	77-63
M1	vs. Old Dominion ²	L	62-70

1-ASU/Tribune Classic, Tempe, AZ (Wells Fargo Arena); 2-CAA Tournament, Richmond, VA (Richmond Coliseum)

Year-by-Year Results

1997-98

Record: 20-7

CAA: 13-3, 1st place (tie)

N15 Stetson	W	72-51
N19 at Virginia	L	45-59
N26 Virginia Tech	L	64-66
N29 at UNC Greensboro	W	68-55
D1 Hampton	W	69-54
D3 at Furman	W	80-57
D28 at Wichita State ¹ (ot)	L	74-76
D29 vs. Texas Southern ¹	W	83-76
J3 • VA Commonwealth	W	67-53
J7 • American	W	69-56
J10 • at East Carolina	W	72-63
J12 Navy	W	83-68
J14 • at James Madison	W	89-60
J17 Centenary	W	78-48
J19 • at Richmond	L	59-70
J21 • George Mason	W	84-66
J24 • Old Dominion	W	69-53
J28 • at UNC Wilmington	L	56-58
J31 • at American	L	56-61
F3 • at Old Dominion	W	68-58
F7 • Richmond	W	73-70
F11 • James Madison	W	53-52
F14 • UNC Wilmington	W	64-51
F16 • at George Mason (ot)	W	81-80
F18 • East Carolina	W	74-69
F23 • at VA Comm.	W	72-67
F27 vs. American ²	L	66-71

1-Cessna Classic, Wichita, KS; 2-CAA Tournament, Richmond, VA (Richmond Coliseum)

1998-99

Record: 8-19

CAA: 3-13, 8th place

N14 at Virginia Tech	L	50-59
N17 Furman	L	67-79
N21 Albright	W	78-49
N24 at Wake Forest	L	57-75
N28 at Hampton	W	83-62
N30 at UNC Greensboro	W	69-55
D2 at The Citadel (ot)	L	59-62
D5 • Richmond	W	56-55
D21 vs. Santa Clara ¹	L	58-70
D22 vs. Elon ¹	W	101-69
D28 UNC Greensboro	W	79-74
J2 • at George Mason	L	67-78
J7 • UNC Wilmington	L	64-72
J13 • at American	L	64-75
J16 • East Carolina	W	69-66
J20 • at James Madison	L	59-75
J23 • Old Dominion	L	50-65
J25 • at VA Comm.	L	69-88
J27 • American	L	65-68
J30 • at East Carolina	L	56-61
F3 • at UNC Wilmington	L	48-56
F6 • VA Commonwealth	L	67-83
F10 • George Mason	L	70-82
F13 • at Old Dominion	L	48-70
F17 • James Madison	W	67-61
F20 • at Richmond	L	65-82
F25 vs. American ²	L	61-67

1-Stanford Invitational, Stanford, CA; 2-CAA Tournament, Richmond, VA (Richmond Coliseum)

1999-00

Record: 11-17

CAA: 6-10, 6th place (tie)

N20 Washington College	W	92-39
N22 Virginia Tech	L	57-59
N26 at Hawaii ¹	L	63-89
N28 vs. Oral Roberts ¹ (ot)	W	82-76
D1 at UNC Wilmington	L	66-76
D4 Hampton	W	67-65
D20 Wofford	W	80-65
D22 Campbell	W	89-70
D29 at Vanderbilt	L	60-81
J2 at #9 Duke	L	55-96
J5 • George Mason (ot)	W	85-82
J8 • at East Carolina	L	62-83
J10 at Winthrop	L	64-71
J12 • at VA Comm.	W	73-65



The 1997-98 William and Mary team won 20 games in the regular season and tied for first place in the Colonial Athletic Association with a 13-3 conference record.

J15 • at Richmond	L	64-77
J19 • James Madison	L	71-76
J22 • Old Dominion	L	60-74
J29 • at George Mason	L	61-73
J31 at Navy	L	72-80
F5 • VA Commonwealth	W	85-56
F7 • at American	L	62-77
F9 • East Carolina	W	65-55
F12 • at Old Dominion	L	62-71
F17 • at James Madison	L	64-70
F19 • Richmond	L	60-71
F23 • UNC Wilmington	W	58-53
F26 • American	W	70-60
M3 vs. James Madison ²	L	73-84

1-United Airlines Tip-Off Tournament, Honolulu, HI (Stan Sherriff Center); 2-CAA Tournament, Richmond, VA (Richmond Coliseum)

2000-01

Record: 11-17

CAA: 7-9, 5th place (tie)

N17 High Point	W	87-62
N20 at Virginia Tech	W	48-46
N25 Winthrop	L	54-65
N29 at Wofford	L	63-67
D2 The Citadel	W	65-62
D6 • UNC Wilmington	W	74-54
D9 • at American	L	50-54
D22 Navy	L	69-85
D29 at New Mexico ¹	L	60-68
D30 vs. Davidson ¹	L	70-75
J3 • at East Carolina	L	64-82
J6 at Fordham	L	58-70
J10 • at Old Dominion	L	54-74
J13 • VA Commonwealth	W	65-63
J15 at Hampton	L	63-71
J17 • George Mason	L	64-73
J20 • at Richmond	W	60-57
J24 • James Madison	W	71-58
J27 • at UNC Wilmington	L	50-63
J31 • American	W	51-42
F3 • Richmond	L	49-57
F8 • at VA Commonwealth	L	59-70
F10 • at George Mason	L	62-84
F12 • at Campbell	W	64-61
F17 • Old Dominion	W	72-62
F21 • at James Madison	L	56-67
F24 • East Carolina	W	63-60
M3 vs. Old Dominion ² (ot)	L	47-53

1-Lobo Invitational, Albuquerque, NM (The Pit); 2-CAA Tournament, Richmond, VA (Richmond Coliseum)

2001-02

Record: 10-19

CAA: 7-11, 6th place (tie)

N16 at Texas Tech ¹	L	55-75
N17 vs. Northern Iowa ¹	L	55-76
N20 at High Point	L	57-63
N24 at Char. Southern	W	71-60
N26 at The Citadel	L	62-67
N28 Washington & Lee	W	70-55
N30 at Purdue ²	L	58-75
D2 vs. Akron ²	W	74-62
D27 at #6 Maryland	L	75-103
J3 • at George Mason	L	71-80
J5 • Delaware	W	59-53
J7 • Drexel	L	56-58
J12 • VA Commonwealth	W	92-81
J16 • UNC Wilmington	L	56-58
J19 • at Hofstra	L	59-68
J23 • James Madison	W	77-59
J26 • at Old Dominion	L	52-68
J30 • at Drexel	L	61-78
F2 • Towson	W	62-45
F4 • at James Madison	W	63-58
F6 Hampton	L	59-64
F9 • at Towson	L	58-61
F13 • at UNC Wilmington	L	58-66
F16 • Hofstra	W	61-57
F18 • George Mason	W	54-51
F20 • at Delaware	L	72-82
F23 • Old Dominion	L	53-81
F25 • at VA Comm.	L	60-68
M1 vs. James Madison ³	L	67-78

1-Red Raider Classic, Lubbock, TX (United Spirit Arena); 2-Boilermaker Invitational, West Lafayette, IN (Mackey Arena); 3-CAA Tournament, Richmond, VA (Richmond Coliseum)

2002-03

Record: 12-16

CAA: 7-11, 8th place

N22 Fordham	L	76-79
N24 Radford	L	63-64
N26 at Liberty	L	61-62
N30 at East Carolina	L	51-66
D7 Virginia Tech	W	60-52
D22 Morgan State	W	73-66
D30 at Campbell	W	82-80
J2 Charleston Southern	W	72-66
J4 • Towson	W	74-55
J8 • Delaware	L	72-74
J11 • at Old Dominion	L	64-76
J15 • at Drexel	L	51-67
J18 • VA Commonwealth (2ot)	W	88-83
J22 • Hofstra	L	51-66
J25 • at George Mason	L	58-67
J29 • at James Madison	W	61-59
F1 • at Delaware	L	57-91

F3 at Hampton	W	64-62
F5 • Old Dominion	W	69-53
F8 • at Hofstra	W	79-69
F12 • at Towson	W	59-52
F15 • George Mason	L	43-60
F19 • at VA Comm.	L	73-93
F22 • Drexel	L	62-78
F24 • UNC Wilmington	L	48-72
M1 • James Madison	W	75-72
M3 • at UNC Wilmington	L	49-60
M7 vs. Hofstra ¹	L	64-74

1-CAA Tournament, Richmond, VA (Richmond Coliseum)

2003-04

Record: 7-21

CAA: 4-14, 8th place (tie)

N23 Liberty	W	91-64
N24 at Radford	L	86-89
N28 vs. St. Francis (NY) ¹	W	80-60
N29 at George Washington ¹	L	57-73
D4 • UNC Wilmington (ot)	W	67-66
D6 • at VA Commonwealth	L	60-71
D19 Hampton	L	72-79
D23 at Virginia Tech	L	54-80
D30 Campbell	W	82-67
J3 at #15 Pittsburgh	L	55-70
J5 at Virginia	L	71-84
J7 • at UNC Wilmington	L	59-67
J10 • George Mason	L	71-84
J14 • at Towson	L	67-73
J17 • Drexel	L	76-80
J21 • at Delaware (ot)	L	82-93
J24 • at Hofstra	L	71-98
J26 • Old Dominion	W	86-77
J28 • at James Madison	W	99-86
J31 • at George Mason	L	62-78
F4 • James Madison	L	76-83
F7 • at Drexel	L	72-83
F11 • Delaware	L	68-73
F14 • Hofstra	L	69-78
F18 • Towson	W	74-68
F25 • at Old Dominion	L	76-79
F28 • Virginia Commonwealth	L	59-74
M5 Towson ²	L	65-70

1-Red Auerbach Colonial Classic, Washington, DC (Smith Center); 2-CAA Tournament, Richmond, VA (Richmond Coliseum)

All-Time Roster

A-A-A		C-C-C					
Addington, Ray	1913	Campbell, Lang	2001	Dunlap	1944	Harwood, W.S.	1921-22, 24
Agee, Joe	1951-52	Campbell, Ross	1945	DuPriest, Bill	1964	Hatcher, James	1922
Akers, Jim	1949-50	Carbaugh, Cody	1999-02	Dux, Chris	1992	Haunty, James	1998-00
Allen, Fred	1950-52	Carol, Arthur	1940	Dwyer, Mike	1980	Hedrick	1913
Allesso	1957	Carr, James	1915	E-E-E			
Anderson, Bob	1964	Carter, Charles	1955	Ellis, Tyler	1906-07	Hemmelgarn, Jerry	1968
Anderson, Ray	1969-71	Casagrande, Fred	1934-36	Elmore, Ralph	1934-36	Henderson, Aurelius	1988
Andrews, Thomas	1939-41	Cauthorn, Todd	1990-93	Emory, Andrew	1988-91	Henley, John	1919-20
Andrews, Virgil	1939-41	Chambers, Bill	1951-53	Engelken, Don	1955, 57-58	Hess, Adam	2002-04
Andrialis, Robert	1963-65	Chandler, Joe	1922	Enoch, Mike	1975-78	Hewitt, Robert	1945
Appell, Al	1945	Chess, Bud	1970	Eskay, Bob	1964-65	Hickey, Jim	1940, 42
Apple, Jim	1988-91	Cholko, Al	1940	F-F-F			
Arbogast, Jack	1975-78	Christensen, John	1971	Farrandini, Ralph	1928	Hicks, Horace	1922-24
Arizin, Mike	1973-74	Ciaccio, Chris	1991	Farrington, Tom	1957-60	Hilling, Harry	1948, 50
Arnold, Shaka	1994-97	Cieplicki, Keith	1982-85	Farthing, Ernest	1911	Hobbs, Bruce	1958
B-B-B		Clark, Dave	1946	Fentress, Herb	1919	Holtsma, Bob	1952, 56-57
Baltimore, Charlie	1936-38	Clark, Willie	1951-52	Findley	1935	Holle, Ed	1944
Barnes, Billy	1979-82	Close, William	1920	Finney, Hiram	1994	Holley, Bob	1946-49
Batzel, Mark	1985-88	Cofer, C.V.	1924	Finton, Tom	1968	Holt	1946
Becouvarakis, Andy	1954	Cofield, Corey	2004	Fiscella, Dave	1959-60	Holtzmuller, Dave	2004
Becouvarakis, George	1954	Cohen, Jeff	1958-61	Fisher, Jerry	1970-72	Hooker, Lester	1941-43
Becouvarakis, John	1953	Cohner, Brendan	1990-93	Fitzgibbons, Bobby	1996-97	Hord, Jack	1950
Bellamy, Jim	1947	Connor, Tom	1963	Fitzgibbons, Terry	1995-97	Horne, Christopher	1995-96
Benjamin, Bob	1948-51	Conte, Mike	1953	Fletcher, Greg	1971	Houston, Jarad	1998-99
Bergey, Roger	1961-63	Cooke, Alvah	1921-23	Flickenger, Joe	1934-36	Howard, Jim	1965
Berry, Dave	1953	Cooper, Rich	1980-83	Forrest, Dick	1950-52	Howell, Brett	2003
Bertschey, S.L.	1914-15	Cope, Zeb	2001-04	Fowler, Vance	1938-39	Hubbard, Sam	1912-13
Blackwell, Barry	1972	Copeland, Richard	1917	Franklin, Preacher	1933-35	Hudson, Ed	1919-20
Blaker, Hutsy	1934-36	Copley, Rocky	1976-78	Franko, Pat	1986-87	Hughes, Alton	1909
Blanc, Henry	1946	Corley, Bill	1962-64	Freeman, Jackie	1942-43	Hughes, Houston	1909
Bland, Gary	1981-84	Cornell, Chip	1952, 54	Furlong, Paul	1956	Hume, Joe	1952-53, 55
Blenner, Bob	1973	Cornell, Harry	1956-58	G-G-G			
Blocker, Ben	1989-92	Corns, Henry	1960-62	Galliant, Milt	1932-33	Hungerford, Dick	1947-48
Blount, Dave	1973-75	Cottrell, Charles	1941	Garth, Fendal	1908-09	Hunter, Dave	1962-64
Bock, Tom	1986-89	Coughter, Peter	1999-00	Gayle, Dick	1914-16	Hutt, Brian	2004
Boddy, Mark	1984-87	Courage, Guy	1978-81	Geddes, Jack	1938	J-J-J	
Bond, David	1984	Courage, Matt	1973-75, 77	Geddy, Thomas	1910-12	Jackette, Justin	1999
Boisseau, Sanford	1970	Coval, Scott	1983-86	Geddy, Vernon	1915-17	Jancaitis, Tom	1969
Bollerman, Howie	1952, 54-55	Cowley, Paul	1961-63	Getzoff, Ben	1911	Jasper, Tom	1970-71
Bond, David	1984-87	Cox, David	1992-95	Gewirtzman, Neil	1969-71	Jenkins, Jack	2003-04
Bottoms, Dave	1958-60	Coyle, Jim	1964	Giermak, Bill	1971-72	Jennings, Terence	1995-98
Bowen, Kenny	1979-82	Crigler, J.D.	1917	Giermak, Chet	1947-50	Jensen, Christopher	1991, 94
Bowles, Roswell	1917	Crist, Tommy	1934-36	Goldstein, Bernie	1956-58	Jernigan, Brian	1989-90
Bowman, Bill	1954	Cully, David	1993-96	Gondak, Charles	1939-41	Johnson, Mike	1966-68
Boyd, Bobby	1978-79	D-D-D		Gooding, Kirk	1961-63	Johnson, Mike	2000-02
Boyd, Jay	1988-89	Dail, Bob	1984-86	Goodwin, Edward	1909-10	Jones, Howard	1913-16
Bracken, Mike	1983-86	Dakin, Dave	1975	Gornto, H.C.	1924	Jones, Jim	1958
Bracy, Randy	1996-99	Dallet, Dan	1947	Goslee, Alpheus	1917	Jones, John	1921
Brasseur, Paul	1925	D'Antoni, Nick	2002-04	Grabuloff, David	1996-98	Jorgenson, Johnny	1947
Brause	1944	Darden, Frank	1929	Gravely, Howard	1937-38	Joyner, Alex	1920
Brenner, Leo	1943	Darrow, Bill	1958-59	Green, Johnny	1947-48	Joynes	1945
Broaddus, Charlie	1950	Daugherty, Dave	1967-69	Griffin, Cecil	1943	K-K-K	
Brodzinski, Barry	1974	Davis, Bill	1999-02	Groothuis, Mark	1960	Kahn, Owen	1925-26
Brooks, Julian	1919-20	Davis, Meb	1925-28	Guidice	1945	Kamen, Stan	1938-39
Brooks, Matt	1982-85	Dean, Jeremy	1993-94, 96-97	H-H-H			
Brooks, Syd	1940-41	Deery	1931	Hall, Chris	1994-95, 97	Kaplan, Jim	1955-57
Brown, Brian	1997-98, 00-01	Derringe, Ed	1967-68	Hall, Joe	1910-12	Kennedy, Milton	1962
Brown, Doug	1969	Dickerson, Dan	1961, 63-64	Hall, John	1907-08	Kent, Harry	1968-70
Brown, Kori	1999-01	Dixon, Willis	1944	Hall, Richard	1937	Kent, Oliver	1927-28
Bunch, George	1936-38	Dodge, Steve	1969-71	Halligan, Happy	1932-33	Kern, Bill	1953-54
Bunting, Jere	1946, 48-50	Dovell, Guy	1908	Hamlin, A.J.	1997	Kersey, Al	1951
Burke, Hampden	1933, 35	Downing, Jack	1967-69	Hanna, Bud	1934	Keyes, Mike	1965
Burlage, Gerry	1973	Dozier, John	1937	Hardy, Roger	1962	King, Daniel	1958
Burzell, Greg	1986-89	Drake, Lennie	1952-53	Harmon, Jermaine	1996-99	King, Hal	1941-43
Butler	1945	Driver, James	1906-07, 09-10	Harper, Alex	1954-55	King, Paul	1969-70
Butler, Dave	1982	Dudley, Ray	1938	Harper, Wayne	1936-38	Kinley, Paul	1983
Butler, Everett	1929	Duff, Sean	1991-94	Harrington, Billy	1976-79	Kinnamon, Woody	1946-47
Butler, Jim	1950-51	Duggins, Adam	2000-03	Harris, Bob	1961-63	Klapp, Herb	1955
Butts	1929	Dunbar, Errol	1929	Harris, Herb	1981-82, 84-85	Klein, Alex	1998-01
Byrd, Gary	1973-75	Duncan, Doug	1971	Harris, Jerry	1951-53	Knick, Walt	1955
						Knight, Monty	1953-54
						Knox, Glenn	1941-43, 45
						Kratzer, John	1975-78
						Kremen, Max	1933-34

All-Time Roster

L-L					
Ladd, Dave	1958	Moats, Dale	1979-82	Roberts, Thomas	1990-93
Lamb, Tom	1982-84	Mokris, Taylor	2003-04	Robertson, Issac	1915-17
Lambiotte, Ken	1986-87	Monckton, Dan	1975-78	Robinson, Sherman	1948-49
Lammersen, Grant	1995-97	Montgomery, Sam	1911	Rocke, Alex	1985-86
Lane, James	1915	Mooney, Milt	1972	Rodney	1945
Lange, Roy	1956-59	Moran, Jim	1998-01	Rothwell, Stuart	1915
Larisch, Doug	1979	Morris, Martin	1963-65	Roy, Jim	1962-64
Lascara, Anthony	1941-42	Morrow, Charlie	1955	Rutledge, Warren	1952-55
Lasky, Harvey	1954-56	Morton, Doug	1962	S-S-S	
Lazarus, Rhea	1951-52	Moss, Herbie	1970, 72	Salvadori, Chris	1987-88
Lee, Jonathan	2002	Mountain, Marty	1953-54, 56	Salyers, Sal	1946
Lembeck, Jack	1932-34	Mozelski, Frank	1930-32	Sanders, Charlie	1957-60
Leone, John	1988-91	Mozelski, Mitchell	1928-31	Sandidge, Phil	1965
Levy, Lionel	1922	Murry, Deane	1917	Satterthwaite, Ron	1974-77
Lewis, Peery	1949-51	Musselman, Rod	1973-76	Sauerbaun, John	1928-31
Lex, Buddy	1948	Myers, Doug	1975-76, 79	Savage, Dick	1952-53, 56
Light, Harry	1928-30	N-N-N		Savage, Mike	1986
Litwin, Lester	1932-33	Newman, Tom	1924-25	Scarborough, Jack	1908
Loehrke, Nate	2003-04	Niles, Tom	1965	Schefer, Ed	1955
Long	1909	Nourse, Walter	1913	Scheie, Leif	1913
Lowenhaupt, John	1975-78	O-O-O		Schemering, Mike	1970
Lucas, Bill	1947	Och, Joe	1944	Schlossberg, Nathan	1907-09
Lusardi, Vincent	1938	O'Gorman, Ted	1977-79	Schubert, Axel	1986-87
Lynn, Wallace	1931-33	Olive, Ben	1995	Scott, Charles	1929
Lyons, John	1920	Oliver, Larry	1936-39	Scott, Scotty	1997, 99-00
M-M-M		Ollice, Lew	1965-66	Scully, Jack	1929-30
Mackey, Morgan	1939-41	O'Reilly, Matt	1987-90	Seay, Terry	1972
Mackiewicz, Chet	1945-46	Osbon, Jim	1957-60	Seward, Steve	1971-73
Macleod, Norman	1934	Ouseley, Bill	1955-57	Sexton, Vincent	1923-25
Maddox, Arthur	1916-17	Ozenburger, Bill	1948-50	Shafer, Michael	1991, 93-94
Maddox, Milton	1951	P-P-P		Shaffer, Lawrence	1930-32
Madgziak, Stan	1945-46	Paffrath, Larry	1964-66	Sherman, Wray	1949
Mahoney, John	1952-55	Palese, Bill	1932	Sherrill, Jud	1936
Mann, Gregory	1944-45	Panneton, Ron	1966-68	Sherwood, Bob	1968, 70
Manning, Frank	1933-35	Panzenback, Bob	1973-74	Siegert, Steve	1948-50
Manning, Mike	1988	Parker, Carl	1993-96	Silverman, Abe	1928-30
Marden, William	1933	Parker, Joe	1944	Small, Kurt	1992-95
Markham, Reid	2001-04	Parnell, Skip	1975-78	Small, Raymond	1906-07
Markos, Pete	1951-53	Patton, Bill	1953-54	Smidl, Bob	1943
Marriner, Harvey	1943	Payne, Jack	1950	Smith, Arthur	1906
Marsden, Henry	1906-07	Payton, Charles	1992	Smith, Scott	1989-92
Marshall, John	1925-26	Pegram, Bill	1944-46	Snyder, Isador	1927
Martin, Bill	1944	Person, Bill	1955-56	Sokol, Charlie	1947-49
Matsu, Arthur	1924-25	Peters, Derrick	1990-93	Sorenson, Steve	2002-04
Matthews, Robert	1940-41	Peters, Stephan	1922	Spack, George	1971-73
Matthews, Troy	1989	Pfingst, Tom	1973-74	Steen, Sam	1996-98
McCallen, Howie	1951-53	Phillips, Bill	1998	Steib, Bart	1965, 67
McCandlish, Edgar	1908	Pierce, Chester	1919-22	Stephens, Eugene	1917
McClellan, Jason	1944	Pierce, Edwin	1920-23	Stone, Webster	1915
McCray, Bill	1956-58	Pires, John	1953, 55-56	Stout, David	1968-70
McCurry, Idus	1953-54	Pomeroy, Ben	1965-67	Stovall, David	1971
McDonough, Jim	1974-77	Popplewell, Dave	1964-65	Strayhorn, Mike	1980-83
McFarlane, Neil	1983-84	Potts, Casey	1988-91	Streckroth, Bob	1943
McLennan, Scott	1968-69	Potts, Harold	1936	Strohbehn, Tom	1999-02
McMenniman, Lester	1930	Powell, Vernon	1910	Strong, Kim	1971
McMillan, Ed	1948-51	Pride, Curtis	1987-90	Stryker, Henry	1916
McNair, Gil	1957	Purpura, Steve	1992-95	Stubbs, Tam	1953-54
McRay, Bill	1957-58	R-R-R		Sudkamp, Don	1946
Melton, George	1977-79	Ragazzo, Vito	1945	Sullivan, Charles	1942
Metcalf, John	1924-25	Rama, Jim	1966-68	Sundin, Corky	1930-32
Metcalf, Wayne	1910-13	Ramsey, Ron	1960	Supplee, Jim	1969
Metcalf, Will	1913	Rash, Steve	1971	Swindell	1944
Metheny, Bud	1936-38	Reed, James	1931-33	Sykes, Bin	1930-32
Meyers, Howard	1911	Reichert, Doug	1974	T-T-T	
Miller, Al	1957-58	Renfro, John	1950	Tabscott, Robert	1956
Miller, Howie	1960-61	Richardson, Kevin	1982-85	Taffe, John	1939-41
Miller, Hugh	1962, 64	Risinger, Mark	1976-79	Taylor, Billy	1966-68
Milmoe, Patrick	1957	Ritter, Mark	1972-74	Taylor, Greg	1987-89
Mitchell, Frank	1912	Rivers, Sherman	2000-03	Taylor, Horace	1927-28
Mitchell, Randy	1965-67	Roberts, Kenny	1960-62	Teach, Charlie	1947-48
				Teckler,	1931
				Tinker, Dave	1972
				Todd, John	1922-25
				Todd, Lee	1924-27
				Trammell, Jeff	1971-73
				Traver, Tony	1981, 83-85
				Trimble, Scott	1984-87
				Trout, Tim	1985-88
				Trueheart, John	1935
				Trumbower, Adam	2004
				Tucker, Rudy	1973
				Turk, Bill	1944
				Turner, Bud	1980
				Turner, Henry	1912-14
				Tyler, Ken	1986-87
				V-V-V	
				Vail, Dennis	1974-76
				Van Horne, Harry	1913
				Vandeweghe, Al	1942-43
				Varga, Ray	1956-57, 59
				Vaughan, Dick	1946
				Vaughn, Bev	1958-61
				Veres, Rich	1980-81
				Verkey, Matt	1993-96
				Viglianco, Thomas	2002-03
				W-W-W	
				Wagner, Tim	1978-81
				Wakefield, Eric	1989-92
				Walker, Dave	1966-67
				Wallace,	1915-16
				Wallick, Clair	1926-27
				Walter, Tim	1964-66
				Ward, Jim	1942-43
				Warns, Jim	1970-72
				Watkins, Sam	1923
				Watson, Bruce	1906
				Weaver, Walter	1942
				Webb, Paul	1948
				Weidner, Brant	1980-83
				Wenk, Walter	1964-66
				Wesson, Harrison	1925
				White, Doc	1944-45
				Whitley, Scott	1978-81
				Williams, Harvey	1913, 15-16
				Williams, Woody	1946
				Wilson, Connie	1934
				Wilson, Paul	1912
				Wilson, Willard	1917
				Winn, Waffles	1927-29
				Winter, Mit	1998-01
				Withers, H.V.	1966
				Wolf, Brian	1966
				Woods, Bettie	1913
				Woollum, Charles	1960-62
				Worrell	1933
				Wortman, Chuck	1973-74
				Wright, Austin	1944-45
				Wright, Jack	1913
				Wyatt, Albert	1915
				Y-Y-Y	
				Yeager, Frank	1938-39
				Young, Clyde	1926
				Young, Whiting	1920-23
				Younkin, Ed	1962-63
				Z-Z-Z	
				Zable, Walter	1937
				Zane, Gene	1949
				Zehmer, George	1913-16
				Zion, William	1913-16

William and Mary

The College of William and Mary - The Best Small Public University in the United States

For more than 300 years, William and Mary has been a symbol of academic distinction in America. Now, in its fourth century, the College is prepared to educate the leaders of the 21st century.

The College of William and Mary was founded in 1693 by King William III and Queen Mary II of England. Four Presidents of the United States received their education at the College - George Washington, Thomas Jefferson, James Monroe and John Tyler. The current chancellor of the College is former Secretary of State Henry Kissinger, and he took over the post from former British Prime Minister Margaret Thatcher.

William and Mary was the first college to institute an honor code of conduct. The premier academic society, Phi Beta Kappa, was founded by William and Mary students in 1776. The Society of the Alumni, founded in 1842, is the sixth oldest alumni group in the nation. Now the College is designated as a "Public Ivy", and ranks 15th among the best regional business schools.



The Wren Building is the oldest one in the United States in which classes are still taught.



Lake Matoaka provides an on-campus field laboratory and recreational activities, and includes an amphitheatre to host concerts.

Did You Know?

- W&M is the best small public university in the nation, according to an analysis by *U.S. News and World Report*.
- W&M ranked sixth among all public universities in the analysis.
- W&M ranked 30th overall among the nation's best universities.
- The average freshman retention rate is 96 percent.
- The College's student/faculty ratio is 12/1.
- Over 46 percent of the classes at W&M have less than 20 students.
- The maximum enrollment for freshman seminars is 17 students.
- W&M ranked 17th in graduation rates for national universities.
- Over 20,000 internships are posted on the school's web site.
- 10,400 high school students applied for 1,300 spots in the freshman class for the 2003-04 school year.
- More W&M graduates go on to earn doctorates than any other university in the state of Virginia.
- Over 83 percent of freshmen at W&M were in the top 10 percent of their high school graduating class.

In addition to the historic Williamsburg setting of the College, there are many other attractions offered within a reasonable driving distance from campus. W&M is located within three hours of Washington, D.C. Whether you like surfing at Virginia Beach (one hour away) or skiing at Massanutten (less than three hours away), there is something for everyone in the W&M vicinity.

Amusement Parks

Busch Gardens (Williamsburg, 10 min.)
Water Country (Williamsburg, 10 min.)
Kings Dominion (Ashland, 45 min.)
Ocean Breeze (Virginia Beach, 60 min.)

Sports/Concerts

Norfolk Scope (Norfolk, 45 min.)
Chrysler Hall (Norfolk, 45 min.)
Harbor Park (Norfolk, 45 min.)
Verizon Wireless Amphitheatre (Virginia Beach, 60 min.)
Hampton Coliseum (Hampton, 30 min.)
Richmond Coliseum (Richmond, 45 min.)
Richmond International Raceway (Richmond, 45 min.)
The Diamond (Richmond, 45 min.)

You can watch the sunrise at Virginia Beach (below) or watch your life pass before your eyes on one of the thrilling roller coasters at Busch Gardens (right).



**“Exercise and recreation ... are as necessary as reading;
I will say rather more necessary, because health is worth more than learning.
A strong body makes the mind strong.”
—Thomas Jefferson, W&M Class of 1762**

Few colleges in America can boast of the combination of athletic and academic excellence that is found at the College of William and Mary. Each year, more than 500 Tribe student-athletes, competing on 23 Division I teams, prove that it is possible to simultaneously excel at the highest levels of athletics and academics.

Athletic Excellence

The 2003-04 season was one of the best in W&M history, as the Tribe captured six CAA titles to push its total to a dominant 76, 26 more than the next closest competitor. Seven teams competed in their respective NCAA Tournaments, highlighted by Ramon Jackson's national championship on the parallel bars. It has become typical for W&M to win at least five conference championships and send seven or more teams to the NCAA Tournament each season.

Each year the goal of the athletics department is to finish in the top 100 nationally in the NACDA Directors' Cup standings and in recent years W&M has far exceeded that standard. Punctuating this run is the College's 58th-place ranking for the 2002-03 campaign,



marking the eighth time in the last 10 years that the Tribe finished in the top-four in Virginia and first or second in the Colonial Athletic Association.

William and Mary fields Division I teams for both men and women in basketball, cross country, golf, gymnastics, soccer, swimming and diving, tennis, and indoor and outdoor track and field. There are also field hockey, lacrosse and volleyball squads for women of the College, while there are two additional sports (baseball and football) for men.

Academic Success

The Tribe's athletic accomplishments do not come at the expense of its students' academic responsibilities. 83% of all athletes earn a degree while a formidable 36 athletes have been selected Academic All-America since 1992.

In 2002-03 the CAA began a Scholar-Athlete of the Year award for each of the league's 21 sports. Not surprisingly, W&M set the pace with five athletes winning the honor, more than any other school. The College continued to set the standard in 2003-04 with another five athletes claiming the honor: Ali Henderson (women's cross country), Adam Otstot (men's cross country), Adam Hess (men's basketball), Chris Parsons (men's track and field) and Ann Schnell (women's golf).

2001 graduate **Jim Moran** is currently playing professional basketball in Spain. He ended his career with 1,324 points, currently the 13th most in William and Mary history.

William and Mary A College of Champions

NCAA Championships (2)
Men's Tennis (2) 1947, 1948

CAA Championships (76)
Baseball (1) 2001

Men's Cross Country (11) 1990, 1991, 1993, 1994, 1995, 1996, 1997, 2000, 2001, 2002, 2003

Women's Cross Country (11) 1987, 1988, 1990, 1991, 1992, 1993, 1994, 1996, 1997, 1998, 2003

Men's Golf (1) 1985

Women's Lacrosse (1) 1992

Men's Soccer (6) 1983, 1987, 1995, 1996, 1999, 2000

Women's Soccer (9) 1993, 1994, 1996, 1997, 1998, 1999, 2000, 2001, 2003

Men's Tennis (2) 1988, 1990

Women's Tennis (17) 1986, 1987, 1988, 1989, 1990, 1991, 1992, 1993, 1994, 1995, 1996, 1997, 1998, 1999, 2000, 2002, 2004

Men's Track and Field (4) 1992, 1993, 2003, 2004

Women's Track and Field (5) 1999, 2001, 2002, 2003, 2004

Volleyball (8) 1985, 1986, 1987, 1988, 1989, 1990, 1991, 2001

Atlantic 10 Football Championships (2)
1996, 2001

ECAC Championships (6)

Men's Gymnastics (2) 1992, 1994

Women's Gymnastics (4) 1999, 2001, 2002, 2003

Southern Conference Championships (48)

Men's Cross Country (15) 1955, 1956, 1957, 1963, 1964, 1966, 1967, 1968, 1969, 1970, 1971, 1972, 1973, 1974, 1975

Football (4) 1942, 1947, 1966, 1970

Men's Soccer (1) 1976

Men's Indoor Track and Field (11) 1957, 1966, 1967, 1968, 1969, 1970, 1971, 1972, 1973, 1974, 1975

Men's Outdoor Track and Field (12) 1957, 1958, 1966, 1967, 1968, 1969, 1970, 1971, 1972, 1973, 1974, 1975

Wrestling (5) 1968, 1969, 1970, 1971, 1977

W&M Administration



Timothy J. Sullivan President

Timothy J. Sullivan first came to William and Mary as a freshman in 1962. He left four years later with a bachelor's degree in government, a Phi Beta Kappa key and membership in Omicron Delta Kappa.

Sullivan was elected president of the College on April 9, 1992 by the Board of Visitors and was sworn in as president on June 1, just eight months before the College began its 300th anniversary celebration.

Sullivan's life has been intimately linked with William and

Mary. His wife, Anne Doubet Klare, was a fellow member of the class of 1966. Like other William and Mary alumni, they were married in the chapel of the Sir Christopher Wren Building.

After receiving a law degree from Harvard University in 1969, Sullivan went on to serve in the Army Signal Corps in Vietnam, where he received the Army Commendation Medal, First Oak Leaf Cluster and Bronze Star.

Sullivan came back to William and Mary in 1972 as an assistant professor at the Marshall-Wythe School of Law where he specialized in teaching contract law. He rose quickly, becoming an associate law professor in 1974, then full professor and associate dean in 1977.

In 1981 and 1982, he was visiting law professor at the University of Virginia School of Law. He served for nearly three years as executive assistant for policy for then-Governor Charles S. Robb. Sullivan returned to Marshall-Wythe in 1984, as the John Stewart Bryan Professor of Jurisprudence. He became dean of the law school in July 1985. He is

a member of the Virginia State Bar and the Ohio State Bar and a Fellow of the Virginia Bar Foundation and the American Bar Foundation, and he currently serves on the Board of Directors of the American Arbitration Association.

Sullivan was given the Freedom of the Drapers' Company in London in November 1992. In April 1993 he received an LLD (hon.) from the University of Aberdeen. He received the Outstanding Virginian Award from the Virginia 4-H Foundation in 1999.

Active in public service, Sullivan has been executive director of the Governor's Commission on Virginia's Future, counsel for the Commission on the Future of the Virginia Judicial System, a member of the Virginia Board of Education and the Governor's Task Force on Substance Abuse and Sexual Assault on Campus. In addition, he was appointed by Governor L. Douglas Wilder as chair of the Governor's Task Force on Intercollegiate and Interscholastic Athletics. President Sullivan served as chair of the Council of Presidents for 1998 and 1999.



Henry A. Kissinger Chancellor

Soldier, statesman, academician, author, peacemaker Henry A. Kissinger was installed February 10, 2001, as the 22nd Chancellor of the College of William and Mary. The former U.S. Secretary of State and Nobel Peace Prize winner also delivered the Charter Day address. Mr. Kissinger, who succeeded Margaret, The Lady Thatcher, as chancellor was selected by the Board of

Visitors to a seven-year term that began July 1, 2000. Mr. Kissinger will officiate at ceremonies such as the spring commencement and future Charter Day celebrations, which commemorate the College's founding in 1693. He will also help the College extend its international reach by guiding the establishment of relationships with institutions and people around the globe.

The College's charter established the position of chancellor, stating that the role should go to "one eminent and discreet person," who would serve as the College's representative to the English crown. During the pre-Revolutionary war era, either the Bishop of London or the Archbishop of Canterbury held the position. The first American chancellor was George Washington, who served from 1788 until his death in 1799.

Born in 1923 in Furth, Germany, Mr. Kissinger immigrated to the United States in 1938 to escape Nazi persecution. After studying accounting at the City College of New York, he served in the U.S.

Army and the military government of the defeated Germany after World War II.

In 1969, President Richard M. Nixon appointed him Assistant for National Security Affairs, and subsequently head of the National Security Council and Secretary of State, a post he held until 1976.

During his time with the government, Mr. Kissinger led efforts to establish detente with the former Soviet Union, opened the People's Republic of China to the outside world for the first time since Mao Tse Tung came to power in 1949, helped limit the spread of nuclear weapons, helped resolve some of the differences between the Arabs and Israelis, and played a vital role in bringing an end to the war in Vietnam.

For his efforts to end the war in Vietnam, Mr. Kissinger and his North Vietnamese counterpart, Le Duc Tho, were awarded the Nobel Peace Prize. Today Kissinger is an international consultant and author.

2004-05 Board of Visitors

Susan Aheron Magill '72
Rector
Alexandria, VA

Jeffrey L. McWaters
Vice Rector
Virginia Beach, VA

Michael K. Powell '85, D.P.S. '02
Secretary
Fairfax Station, VA

Hunter B. Andrews '42, L.L.D. '93
Hampton, VA

William P. Barr
McLean, VA

Robert A. Blair '68
Washington, DC

Thomas E. Capps
Richmond, VA

Lawrence S. Eagleburger
D.P.S. '01
Charlottesville, VA

John W. Gerdelman '75
McLean, VA

Sarah I. Gore '56
Newark, DE

R. Philip Herget III
Alexandria, VA

Suzann W. Matthews '71
McLean, VA

Joseph J. Plumeri II '66
Scotch Plains, NJ

Anita O. Poston, J.D. '74
Norfolk, VA

Barbara B. Ukrop '61
Richmond, VA

Henry C. Wolf '64, J.D. '66
Norfolk, VA

2004-05 Student Representatives

Edward J. Rice
College of William and Mary

To be appointed
Richard Bland College

Director of Athletics



Terry Driscoll Director of Athletics

With an extensive résumé that includes four years as a student-athlete, a professional playing career and numerous jobs in the athletic business world, Edward C. "Terry" Driscoll is entering his eighth year as the athletics director at the College of William and Mary.

Driscoll's tenure has seen a wealth of improvements across the board in the W&M athletics department, from new facilities to increased fundraising for the Tribe. In addition, the Tribe has reached all-time highs in the annual Director's Cup rankings that summarize excellence in all sports.

Upon the death of legendary Tribe athletics director John Randolph, W&M president Timothy J. Sullivan chose Driscoll to be the new leader of the department, saying "Terry brings outstanding management and leadership skills to the position."

Since Driscoll took over as athletics director, he has overseen the construction of more than \$6 million in facilities, including the new Plumeri



Park (baseball), Albert-Daly Field (soccer, lacrosse) and the Busch Courts (tennis). Driscoll has also increased the annual fundraising totals for non-capital projects from \$1.36 million in 1995 to around \$2.7 million currently. He also has served on numerous conference and NCAA committees, including a stint as president of the Atlantic 10 Football Conference.

The Tribe has also had outstanding success across the board since Driscoll came to Williamsburg. In 2002-03, W&M had a school-record 10 teams compete in the NCAA Tournament. Four teams won conference titles, while six were in the top 25 at the end of their respective seasons. One of the department's goals each year is to finish in the top 100 in the annual Director's Cup rankings, and that has happened in all but one of the years that Driscoll has been the AD, with a high ranking of 42 occurring in 1997. In addition, W&M had captured 76 CAA Championships coming into the 2003-04 school year, by far the highest total among all conference schools.

Driscoll's leadership skills were developed in his collegiate years. As a student-athlete at Boston College, Driscoll captained the basketball team to the National Invitation Tournament championship game as a senior, and was named the tournament MVP. In addition to being named an All-American, his success in the classroom with a major in biology garnered him an Academic All-America honor.

After graduating from BC, he was the fourth pick of the NBA Draft, selected by the Detroit Pistons, just three picks after the Milwaukee Bucks chose UCLA's Lew Alcindor, later to be known as Kareem Abdul-Jabbar. Driscoll chose to play a year in Italy first, but then returned to the U.S. to play for the Pistons, Washington Bullets and Milwaukee Bucks before going back to Italy as a player and coach until 1980.

Driscoll then entered the corporate world in 1980, working for Kazmaier Associates, Inc., an international sporting goods sales and sports marketing firm. After Kazmaier purchased Bike Athletic in 1986, KSG Inc. was formed with the objective of becoming the first, and only, national sales agency in the sporting goods industry. By 1987, Driscoll was president of the company and

Terry Driscoll (7) played in the NBA with and against some of the greatest basketball players in history, including Hall of Famers Wilt Chamberlain (13), Gail Goodrich (25) and Kareem Abdul-Kabbar (33).

Driscoll's Basketball Accomplishments

Boston College High School


1966 *Boston Globe* all-scholastic
BCHS Hall of Fame

Boston College

1967 NCAA Tournament All-East Region Team
1968 Academic All-American
1969 National Invitational Tournament Most Valuable Player
ECAC Co-Player of the Year
Coaches All-American
Gator Bowl Most Valuable Player
Team captain
Scholar-Athlete

Boston College Hall of Fame
Jersey Retired (1/24/99)

Averaged 18.5 points and 13.9 rebounds per game in three-year career. Holds BC records in career rebounds (1,071), career rebounds per game (13.9), season rebounds (498), and rebounds in a single game (31). Twelfth-leading scorer in BC history (1,426), fifth-best career scoring average (18.5), tied for second-most points in a single game (46), 10th-best career free throw percentage (.779)



Professional Basketball

1969 First round draft pick (fourth overall)
1971 Detroit Pistons
1972 Washington Bullets
1973-75 Milwaukee Bucks
1975 Spirit of St. Louis
1976 Outstanding Foreign Player, Virtus Pal-lacanestro (Italian Professional League)

Coaching Career

Coached Sinudyne to Italian Professional League Championships in 1979 and 1980.

had expanded the agency to all 50 states just two years later. In early 1990, Driscoll's contribution to a marketing research project for the NCAA was the initial step moving him from product marketing and sales to sports marketing and management. The result of the project was a joint venture between Kazmaier Associates and Host Communication - with Driscoll being named managing director and chief operating officer of NCAA International.

In 1993, Driscoll diversified his experience in the athletic world by working as the executive director of the 1994 World Cup site in Boston. In September of that year, Driscoll was again enlisted to launch a new business, Eagle International Group, an event management and services company. As vice president, Driscoll worked with Hawaii Pacific Sports as well as organizing the Women's World Volleyball Grand Prix, a five-week competition in Honolulu.

Driscoll resides in Williamsburg with his wife, Susan. The couple has two children - Keith, 29, a 1997 graduate of Holy Cross and Leslie, 25, a 2001 graduate of William and Mary.

Athletics Administration

Barb Blosser Senior Executive Associate AD

After serving 12 years as the College's associate athletics director, Barbara Blosser was promoted to her current position of senior executive associate athletic director in April of 2004. Blosser started her career at William and Mary as the head women's basketball coach in 1978 and guided the Tribe to a VAIWA crown in her first season with a school-record 16 wins (16-13). Her 1980 Tribe team (11-14) placed third, while the 1981 squad (16-16) was VAIWA runner-up. She was also at the helm during the 1984-85 season when William and Mary made the jump to NCAA Division I. Overall, she finished her coaching career with 115 wins, 84 of which came at William and Mary.



When the College's men's and women's athletic programs merged in May of 1986, she moved to administration, first serving as the Assistant to the Associate Athletics Director. Over the past 16 years, her administrative responsibilities at W&M have included the monitoring of financial aid matters, coordinating the scheduling of athletic facilities, supervision of coaches and staff and, currently, serving as the person primarily responsible for administering the day-to-day operations of the department.

From October 1992 to June 1993 and August 1995 to July 1996, Blosser also served as acting athletics director in an interim capacity. For her efforts, she was named the first recipient of the John Randolph Inspiration Award. Blosser has served on various committees such as the NCAA Strategic Planning Committee and the Colonial Athletic Association Competition Committee.

Blosser began her coaching career at the helm of the women's basketball program at Ashland College in Ohio. During two seasons there, she led the Eagles to successive 15-7 and 16-8 ledgers. Her 1977 squad won the AIAW Region V Championship, while her 1978 team took the OASW Small College title.

A former three-sport standout at Ohio State, Blosser graduated Cum Laude in 1975 with a Bachelor of Science degree in physical education. At OSU, she was selected to both Phi Beta Kappa and Mortar Board. She competed in basketball, field hockey and tennis and captained both the basketball and field hockey squads her senior year. She went on to earn her master's degree from the University of North Carolina Greensboro in 1978. In 1993, she was selected as a member of the first class of women inducted to the Ohio State University Athletic Hall of Fame.

Robb Dunn Associate AD, Internal Affairs

Robb Dunn is in his fourth year with the College, and his first as the Associate Athletics Director for Internal Affairs.

Dunn oversees the facilities and operations for W&M athletics. In this position, Dunn is responsible for budgets, maintenance and game-day operations of all Tribe athletic facilities. He oversees a staff of seven full-time employees. In addition to his duties with athletics, Dunn also coordinates all outside events held at William and Mary Hall, as well as summer camps and equipment operations. Also, Dunn oversees the day-to-day operations of the baseball, men's soccer and men's and women's gymnastics programs.

Prior to arriving in Williamsburg, Dunn served as the Facilities and Game Management Supervisor at the University of Michigan. In that capacity, Dunn managed six department facilities, as well as handling game management duties for baseball, basketball and football. Prior to assuming this position, Dunn spent five years at Michigan's Yost Arena, including four years overseeing the consulting portion of the Sport Facilities Research Laboratory.

A California native, Dunn earned a bachelor of arts degree in history from the University of California at Berkeley in 1993. During his undergraduate days, he lettered as a member of the Golden Bears' football program and also worked for Cal's department of intercollegiate athletics and recreational sports. He then went on to earn a master's degree in kinesiology from Michigan in 1994.

Bobby Dwyer Associate AD, Development

Bobby Dwyer, Associate Athletics Director for Development, heads the W&M Athletic Educational Foundation, the department's alumni fund-raising arm. He came on board in October 1985 after holding assistant basketball coaching positions at the U.S. Military Academy and Duke. He was promoted to Associate Athletics Director this spring. Dwyer



heads up the fund-raising efforts for the athletics department, and supervises the marketing and promotions and special events departments.

Dwyer graduated from Wake Forest in 1974 where he was a member of the varsity basketball team for three years and captained the squad as a senior. He received his master's degree in higher education from W&M in 1994.

He is a past president of the Williamsburg chapter of the American Cancer Society and the American Heart Association. He and his wife Patti have two sons, Patrick (20) and Peter (18), and live in Williamsburg.

Frank Hardymon Associate AD, External Affairs

Frank Hardymon is in his first year as W&M's Associate Athletics Director for External Affairs.

Hardymon joined the Tribe staff in October of 1997 as Assistant Athletics Director for Business Affairs. Previously, he managed the athletics budget at Villanova as the Associate Business Manager (1995-97).

In his current role, Hardymon assists in formulating the athletic budget, and working with all head coaches and directors to manage the budget. He also oversees the day-to-day operations of the Athletics Business Office, with the assistance of athletic business managers Andrea Evans and Jon Palumbo. Hardymon also oversees the sports information and ticket offices. In addition, he handles the day-to-day oversight of the men's and women's track and field, cross country and golf programs.

A University of Kentucky graduate, Hardymon worked in corporate finance for five years. He earned an MBA from DePaul in 1992 and a MEd from Georgia in Sport Management in 1995. He is a member of the Collegiate Athletic Business Managers Association, serving on their membership committee. Hardymon resides in Williamsburg with his wife Lisa. They have a four-year old daughter, Emma, and a two-year old daughter, Grace.



Athletics Administration

Bill Bryant Director of Compliance

Bill Bryant enters his seventh year as the College's Director of Compliance. Bryant came to W&M with a diverse and well-rounded background in collegiate administration.

Under the direction of Bryant, the compliance office works with the NCAA Clearing House to determine initial eligibility of all student athletes and continues to monitor eligibility throughout their college careers. Bryant is also responsible for educating all student-athletes, coaches and staff to the NCAA rules.

Prior to arriving in Williamsburg, Bryant had spent seven years as the Asst. AD for Student Affairs at the University of Pittsburgh. In that capacity he was responsible for the development of academic programs for student athletes, NCAA compliance and eligibility and served as the academic liaison for the football program.

A 1970 graduate of Cal-Davis, Bryant also served three-year stints in similar positions at both Arizona State (1987-90) and Oregon (1984-87), where he also earned his M.S. in Physical Education. Bryant and his wife, JoAnn, are the parents of two children, Christy (27), a graduate of Bowling Green, and Bobby (22), an avid hockey player. Bobby was a member of the SUNY-Morrisville ice-hockey team which won the Junior College National Championship three years ago.

Pete Clawson Sports Information Director

An his 9th year in the W&M Sports Information Office and his fifth as the Director is Pete Clawson. His responsibilities include overseeing the department, while also directly handling all aspects of media relations for the Tribe football and men's gymnastics teams.

A 1990 graduate of the University of Pittsburgh, Clawson has assisted in the sports information departments at his alma mater, the University of Florida and Fresno State.

While at Florida, Clawson was the primary contact for all electronic media interviews for the Gator football program. In his two years at Fresno State, he was responsible for all interviews and practice coverage for the football team, as well as serving as the media contact for the wrestling and track and field teams.

The Dillsburg, Pennsylvania, native enjoys music, fishing and jogging. He and his wife Catherine were married on July 19, 2003 and reside in Williamsburg.

Steve Cole Assistant AD, Health Services

Director of Sports Medicine Steve Cole enters his 21st year at the helm of the William and Mary Sports Medicine program. One who is familiar with

the logistics and scope of the sports medicine field on all levels, Cole has a comprehensive knowledge of the broad discipline and all its components.

A certified athletic trainer (NATA) and strength and conditioning specialist (NSCA), Cole graduated from West Virginia in 1976 with a bachelor's degree in physical education and athletic training. He subsequently earned a master's degree in sports medicine in 1978 from the University of Virginia.

A true fitness buff, Cole is an exemplary model for all the athletes. He is an avid competitor who has participated in a variety of triathlons since 1980, spending countless hours of his spare time in training. Cole resides in Williamsburg with his wife Lonna, five-year-old daughter Sydney Janae and two-year-old daughter Jahnessa Yaxin.

Deidre Connelly Sports Psychologist

Another valuable member of the athletic department is sports psychologist Deidre Connelly, who is entering her 13th year with the William and Mary athletic department. Connelly came to the College from Iowa, where she was a professor and the director of the sport psychology program. She has been published many times and has been invited to speak at numerous conferences and seminars. Connelly received her undergraduate degree from the University of Bridgeport, and did graduate work at William and Mary. She received her master's and Ph.D. in sports psychology from Virginia.

Nancy Everson Academic Support Coordinator

The academic support coordinator, Nancy Everson, is a member of the National Association of Academic Advisors for Athletics and the National Academic Advising Association. Everson holds an undergraduate degree in psychology from William and Mary and also earned a master's degree from the College's school of education.

With the assistance of interns from the Graduate School of Education, she monitors the academic progress of student-athletes, coordinates the tutorial and study hall programs and serves as a point of referral to campus counseling services as well as the Writing Resource Center, the Oral Communication Studio and Disability Services.

Everson's biggest asset to the athletic department is her care and concern for the student-athlete. She has the ability to direct student-athletes to the proper resources and to serve as a liaison between the athletic department and various campus entities. Cooperative arrangements exist within the College's professional staff to provide specialized study skills workshops, freshman orientation sessions and career development seminars to assist student-athletes at all levels in maximizing their potential.

Pete Kresky Director of Marketing and Promotions

Pete Kresky brings a vast amount of marketing, retail and business experience into his third year as the Director of Marketing and Promotions for William and Mary's athletics department.

Kresky has over 20 years of sports retail experience, consisting of ownership of more than 20 Athlete's Foot stores, and consulting with Brooks Shoes, Reebok and other manufacturing/retail companies. His also has worked in commercial and mortgage banking. He is vice president of the Williamsburg Boat Club and is a certified rowing coach. Kresky and his wife, Bonnie, reside in Stonehouse.

Alycia Libby Director of Special Events

Alycia Libby joined the Tribe staff in September of 2002, filling the role of Director of Special Events. In this capacity she is responsible for such events as the Lord Botetourt Auction, Half Marathon, Hall of Fame Dinner and Athletic Awards Dinner to name a few.

Prior to arriving at William and Mary, Alycia worked for three years in the marketing and special events department of DoubleClick, an Internet advertising agency in New York City. A 1997 graduate of Marist College, Alycia worked at Grey Advertising as a copy writer her first two years out of college. Libby resides in Richmond.

Millie West Director of Special Projects

An integral part of William and Mary athletics for more than 40 years, Millie West began another chapter of her affiliation with the College in 1991 when she retired as Associate Athletics Director and assumed the role of Director of Special Projects.

A highly successful fundraiser, she has been a key in the success of the four BASF Wightman Cup tennis tournaments held at the College, as well as the annual Plumeri Pro-Am golf tournament which has reaped great benefits for the College. West coordinated W&M's Indoor Tennis Center Project, which brought the McCormack-Nagelsen Tennis Center onto campus. She is also the curator, and 1998 inductee, of the ITA Women's Tennis Hall of Fame at the center.

A 1957 graduate of Georgia College, West, who was awarded the USTA Educational Merit Award, is also a member of the W&M Athletic Hall of Fame. She also serves on executive committees for the Virginia Sports Hall of Fame and Williamsburg Community Health Foundation.

Williamsburg and Virginia

The College of William and Mary is located in one of the most historic towns in America—Williamsburg. Located in the heart of Virginia's Historic Triangle, Williamsburg traces its history back over 350 years.

Today, with a population of 11,500, Williamsburg still plays an important role in Commonwealth of Virginia. With the College, it is a center of higher education, and with Colonial Williamsburg, it has become one of the most popular tourist attractions in the state.

However, Williamsburg is much more than just its historic district. A popular shopping area, Williamsburg is home to both Merchants Square (located next to campus) and several large outlet shopping centers located just west of town.

Just east of Williamsburg is Busch Gardens which includes some of the top roller coasters in the nation. Water Country USA is also located just east of town.

With courses designed by such noted architects as Robert Trent Jones, Arnold Palmer, Rees Jones and Dan Maples, Williamsburg has also become noted for its impressive array of golf courses. Many of the courses in the area are ranked among both the best in both Virginia and the nation. The Kingsmill River Resort has been the home of the PGA Michelob Championship, and currently hosts the LPGA's Michelob ULTRA Open.

Nearby Williamsburg are other noted historical and recreational areas. Jamestown, the first permanent English colony in America, is located just outside of town on the James River. The site of George Washington's decisive victory over the British, Yorktown, is just a short drive down the Colonial Parkway from Williamsburg.

An hour's drive away are both Richmond, the capital of Virginia, and Norfolk, home of the U.S. Navy's Atlantic Fleet and one of the largest naval bases in the world. Just beyond Norfolk is Virginia Beach, one of the largest beach resorts on the East Coast. It offers an excellent beach on the Atlantic Ocean and a three-mile long boardwalk.

Arguably the most historic of all 50 United States, Virginia is a veritable microcosm of American heritage. Many residents here preserve and interpret everything historic, from colonial towns and trails to 20th-century diners. If you want living history, you'll find it representing nearly every era at special events and destinations all year long. In Virginia, one can visit areas from Colonial times, Civil War battlefields and still make a visit to the nation's capital in just one day.



Student-Athlete Support

Goals

We take pride in the many achievements of William and Mary athletes, both in the classroom and on the playing field. These support services and many others are in place to help each student-athlete achieve their goals. It is our hope that at the completion of their undergraduate career they can reflect upon:

1. An academic experience that prepared them for a successful career.
2. An athletic challenge that brought many rewards.
3. A feeling of loyalty and pride in identifying themselves as a varsity athlete with a degree from The College of William and Mary.

Compliance and Academic Support

As members of the Colonial Athletic Association and NCAA Division I, the College is committed to full compliance with all NCAA and conference regulations. The department has a fulltime Director of Compliance committed to assisting students, staff and coaches through education and monitoring of compliance issues.

All entering students are assigned to a faculty academic advisor assigned by the director of Academic Advising. Students remain with this advisor until their sophomore year at which time they select a faculty advisor in their chosen major.

Within the athletic department, the Academic Support Coordinator is a valuable resource for student-athletes serving in a liaison role with the various student service offices throughout the campus community. The College has offices for Volunteer Services, Career Services, a Writing Resource Center and Oral Communication Studio, to name a few.

The department offers a variety of study, life and career building skills programs, but holds firm to the concept of self-determination—each student must take responsibility for his or her collegiate experience. Our goal is to assure that there is a support system in place to assist students to make positive and informed decisions.

Strength, Speed and Conditioning

Tribe athletics is very proud of the Joseph W. Montgomery Strength Training Center, a 5,000 square foot weight training facility. Under the guidance of the Head and Assistant Strength Coach each sport is provided with a program designed to enhance individual strength and flexibility development specific to the skills and movements required for their sport. Individuals are educated on proper lifting techniques and workouts are monitored to assure safety at all times.

Sports Psychology

The athletic department has on staff a sports psychologist, who holds a Ph.D. in sports psychology. All consultations are confidential and all student-athletes, teams or coaches are welcome regardless of the issues they wish to discuss. Consultation is available for sport psychology education, performance enhancement skills training, strategies for dealing with stress or injury, or for personal issues that may affect performance. The sports psychology consultant is considered a member of the Counseling Center and refers individuals to the Center when appropriate.



Sports Medicine

The Division of Sports Medicine provides a comprehensive health care program for the department of intercollegiate athletics. The staff consists of a team physician, seven full time certified athletic trainers, two graduate assistant athletic trainers and medical specialists from the local community. The team physician has overall responsibility for supervision of the sports medicine program. Tribe athletes have the luxury of rehabilitating and treating injuries in a state-of-the-art athletic training facility.

The priority for the athletic training staff is to enhance and assure lines of communication and cooperation among its staff, student-athletes, parents, coaches, the Student Health Center and involved medical specialists. Through a team approach to health care the sports medicine program can offer comprehensive health care services to the student-athletes in a caring and cooperative manner.

Tribe Club



P.O. Box 399
 Williamsburg, VA 23187
 (757) 221-3350
 TribeClub@wm.edu
 www.TribeClub.com



Bobby Dwyer
 Associate AD,
 Development



Pam Mason
 Associate Dir. of
 Development



Al Albert
 Assistant Dir. of
 Development



Alycia Libby
 Director of
 Special Events



Jean Beall
 Administrative
 Assistant




Peggy Lukas
 Secretary
 Senior

Established in 1948 to create support for William and Mary athletics, the Tribe Club is made up of alumni and friends of the College's athletics programs. Due to the fact that W&M receives no aid from the state for its sports programs, the Tribe Club is the sole provider of scholarships and program support for William and Mary's student-athletes.

Whether you are a former Tribe student-athlete, a proud alum or a Tribe parent or fan, you are invited to join the Tribe Club. By joining, you are providing opportunities for many young men and women to experience both academic and athletic excellence here at the College. In addition to the coveted chance to support our student-athletes, the Tribe Club holds many fun and exciting events throughout the year. Members can enjoy tailgates, pregame and postgame events, golf outings and various other Tribe-related functions.

To join, simply make a contribution to the Tribe Club/Athletic Educational Foundation and support the gifted and talented athletes in the Tribe family. As a member of the Tribe Club, you will feel a special sense of satisfaction by helping one of America's truly outstanding groups of student-athletes.



TribeClub member Doug Morton, along with his wife Marilyn, models the autographed Denver Broncos jersey of former Tribe great Mike Leach that he purchased at this year's Lord Botetourt auction.



The 2004 Lord Botetourt Auction raised \$120,000 dollars for W&M athletics. Chairing the event were Jane Kaplan (far left) and Susie Beck. Also present were W&M Hall of Famer Wayne Woolwine (right, at center) along with alumni Steve Merrill (left) and Judge Bobby Simpson (right).



William and Mary Hall

This year the Tribe enters its 32nd season in William and Mary Hall, home of varsity basketball and all Tribe athletics. On the concourse and lower levels of the building are coaching and staff offices housing the William and Mary athletics department. The broad-based program offers 23 intercollegiate varsity sports to William and Mary undergraduates.



Total capacity of the arena is about 8,600 for basketball, but by using bleachers in the open end and chairs on the floor, capacity can be expanded to 11,300 for convocations, concerts or theater-in-the-round.

The building features a medical suite, seminar room, a gymnastics workout area and another room for other sports usages. The facility houses 12 locker room areas with adjoining showers. In addition, there



is a newly expanded, 5,000 square-foot weight training facility complete with Nautilus and other free-weight equipment.

The Hall, completed in 17 months by the Southeastern Construction Company of Charlotte, North Carolina, opened just in time for the inaugural game between the Tribe and the University of North Carolina Tar Heels. Financed by state revenue bonds, the total cost of the structure was \$5.3 million.

Some of the proudest moments in Tribe basketball featured John Lowenhaupt (#42), Keith Cieplicki (#14), and Chet Giermak (#32) having their jersey numbers retired. In 1990, Jeff Cohen's jersey (#52) was retired posthumously.

In 1993, Bill Chambers (#32) was also recognized as a W&M all-time great. Banners signifying those great memories hang in the Hall today.



Other sporting events held here have included the Harlem Globetrotters and the Roller Derby. Fans in the Williamsburg area have seen auto shows, dog shows, Prince Charles, Glenn Close, a Billy Graham crusade, Bette Midler, Billy Joel, speeches by presidential candidates Jimmy Carter and Gerald Ford, the Shakespeare Players, a three-ring circus, and even a Howdy Doody show.

The first concert held was Sly and the Family Stone held in 1971. The largest crowd for a concert was 13,514 for the Police in February 1982. Other performers in the Hall included R.E.M., Sting, the Grateful Dead, Bruce Hornsby, 10,000 Maniacs, Beach Boys, Chicago, Stone Temple Pilots and many more.

Bettie Adams serves as director of William and Mary Hall and Ticket Services. Robb Dunn serves as Associate Athletics Director for Internal Affairs and is responsible for the operation of W&M Hall.



With financial support from many former W&M men's basketball players, the Tribe's locker room has undergone a variety of improvements, including new lockers, carpeting, leather coaches and a 36-inch HDTV.



Facilities

The College of William and Mary and its student-athletes take a great deal of pride in the quality of its athletic facilities. Over the last several years, the College has bolstered its lineup of venues to match the success that the Tribe has shown in the athletic arena, which has been unmatched in the Colonial Athletic Association. William and Mary boasts some of the finest athletic arenas in the nation, from its newest venue, Albert-Daly Field, to the oldest, Walter J. Zable Stadium at Cary Field, a campus landmark since 1935. The College is committed to providing the student-athlete the most enjoyable and rewarding atmosphere possible.



- Home of the Tribe's field hockey team
- Made possible by a generous grant from the Anheuser-Busch Corporation
- Playing surface is a unique combination of a poured pad with an Astroturf playing surface
- Seats over 2,200
- State-of-the-art computerized lighting system and an elevated press box



- New home of the Tribe men's and women's soccer and lacrosse teams, slated to open in the fall of 2004.
- Made possible by a generous grant from Mr. and Mrs. Jim Ukrop
- Natural grass playing surface
- Named after longtime Tribe soccer coaches Al Albert and John Daly



- Home of the Tribe's tennis teams
- Six indoor courts
- Houses the ITA Women's Tennis Hall of Fame
- Mezzanine and Stadium seating areas
- Built with a gift from W&M graduate Mark McCormack and his wife Betsy Nagelsen
- State-of-the-art lighting system and scoreboard



- Home of Tribe baseball-made possible by a generous grant from Joe Plumeri
- Seating for over 1,000
- Indoor and outdoor batting cages
- Lighting for night games
- Locker room, box seats and concessions



- Home of the Tribe's tennis teams for the outdoor season
- One of the College's newest venues, completed in September, 2001
- Eight individual hard court surfaces
- Features California Corners, a unique design that includes quarter fences that run along the sidelines to allow uninterrupted play
- Stadium seating for approximately 500
- State-of-the-art lighting system to accommodate night matches

- Home of the Tribe's football and track and field teams
- Campus landmark since 1935
- Seating for more than 13,000
- Eight-lane 400 meter track surrounds the field and is home to the prestigious Colonial Relays
- Joseph Montgomery football practice facility is located adjacent to the stadium



- Home of the Tribe's basketball, gymnastics and volleyball teams
- Seats over 8,500
- Three-level building includes 12 locker room areas, a spacious training room, 5,000 square foot weight room and a gymnastics training center
- The concourse and lower levels house administrative and coaching staff offices

Media Information

William and Mary Sports Information

The William and Mary Sports Information Office is located in Rooms 211-213 in the southeast corner of William and Mary Hall. The sports information office is always available to assist the media in its coverage of Tribe men's basketball. Please contact associate sports information director **Dan Wakely** with any requests for information, interviews, photographs and game credentials.

Credential Requests

All media credentials should be arranged by contacting Dan Wakely in the William and Mary Sports Information Office. Requests must be made on company letterhead and received at least 48 hours in advance of the game. Credentials will be mailed if time allows, or may be picked up at the Ticket Office Will Call window in the southeast corner of William and Mary Hall.

Media Parking

A limited number of media parking spaces are available in the lot immediately adjacent to the south side of William and Mary Hall. Parking passes will be available upon request. Spaces in the media parking lot are available on a first-come, first-served basis. A parking pass **does not guarantee** a space in the media parking lot. General parking is available in the large parking lot on the north side of William and Mary Hall.

Media Services

The media workroom (Room 221) is located off of the hallway on the north (scorers table) side of the arena. Press row is located on the south side of the arena. All seats are assigned. Game notes, media guides, rosters and programs will be available in the media workroom. A meal will also be available approximately one hour before game time. Access to the media workroom is limited to those with proper credentials. Statistics, play-by-play and scores from college basketball games around the country will be available during and after the game.

Radio

Visiting radio lines may be rented through the Sports Information Office at a cost of \$75 per line. An ISDN line may be installed at additional request given enough advance notice. Radio stations should make arrangements with Dan Wakely in the sports information office at least one month in advance of the game. Requests for the line will be honored on a first-come, first-served basis. Only collect, toll-free and incoming calls will be available through this phone line. Please contact Dan Wakely at least 24 hours in advance if you wish to tape an interview with any William and Mary coaches to be broadcast before a game.



Practices

All W&M practices are closed to the media.

Post-Game Press Conference

The W&M locker room is closed to the media at all times. A member of the W&M Sports Information Office will take requests for players near the end of each game. After each game, both head coaches and selected players from each team will be brought to the media workroom for the post game press conference.

Interview Policy

All William and Mary players and head coaches will be available for interviews throughout the season. **All interview requests** must be coordinated through Dan Wakely in the Sports Information Office. Please give at least 24 hours notice, whenever possible. Home phone numbers will not be made available and members of the media are asked not to contact players or coaches at home.

Internet Access

The official web site of William and Mary Athletics is www.TribeAthletics.com. This web site contains information for all 23 of William and Mary's sports, including schedules and results, statistics, releases, game notes and media guides. Information about the Colonial Athletic Association can be found at www.caasports.com.

Press Releases

Game notes will be available at least one day prior to each contest. All William and Mary basketball game notes and releases will be emailed, faxed and posted on the Tribe's web site. Please contact Dan Wakely if you would like to be added to either the fax or email distribution list.

CAA Teleconference

Members of the media are invited to participate in the CAA's weekly telephonic press conferences. The first call will occur on January 4 and run each Tuesday morning through March 1. CAA coaches will be available to answer questions beginning at 10:10 AM. W&M coach **Tony Shaver will be available from 10:40-10:50 AM**. The phone number for the call is **(800) 857-3190**. Contact Tripp Sheppard in the CAA office at (804) 754-1616 for the password to access the call.

William and Mary Sports Information

Basketball Contact: Dan Wakely

Mailing Address

P.O. Box 399
Williamsburg, VA 23187

Overnight Shipping Address

William and Mary Hall, Room 213
One Campus Drive
Williamsburg, VA 23815

Important Phone Numbers

All numbers area code 757

221-3368	Wakely's Office Phone
208-3076	Wakely's Cell Phone
221-3344	Sports Information Office
221-3412	Sports Information Fax
221-3348	Basketball Press Row
221-3340	Ticket Office

Internet Information

www.TribeAthletics.com

Official website of William and Mary athletics

www.CAASports.com

Colonial Athletic Association statistics, schedules and results



Pete Clawson
Director

Office: (757) 221-3369
E-mail: pmclaw@wm.edu



Dan Wakely
Associate Director
Men's Basketball Contact

Office: (757) 221-3368
Cell: (757) 208-3076
E-Mail: ddwake@wm.edu

Media Information

William and Mary Media Outlets

Print Media

Daily Press

7505 Warwick Boulevard
Newport News, VA 23607
(O) 757-247-4630; (F) 757-247-9420
Doug Roberson, Sports Editor
757-247-4638; droberson@dailypress.com
Dave Fairbank, Beat Writer
757-247-4637; dfairbank@dailypress.com

Richmond Times-Dispatch

P.O. Box 85333, Richmond, VA 23293
(O) 804-649-6554; (F) 804-775-8085
rdsports@timesdispatch.com
Jack Berninger, Sports Editor
804-649-6445
John Packett, Beat Writer
804-649-6313; jpackett@timesdispatch.com

Virginia Gazette

216 Ironbound Road, Williamsburg, VA 23188
(O) 757-220-1736; (F) 757-220-1665
John Harvey, Sports Editor
757-345-2352; jharvey@vagazette.com

Virginian Pilot

150 West Brambleton Ave., Norfolk, VA 23501
(O) 757-446-2366; (F) 757-533-9004
Tom White, College Sports Editor
757-446-2368; tom.white@pilotonline.com
Franklin Vehorn, Beat Writer
757-446-2374; fvehorn@pilotonline.com

Flat Hat

W&M Campus Center
Williamsburg, VA 23185
(O) 757-221-3281; (F) 757-221-3242
fhsprt@wm.edu
Meghan Shea, Sports Editor

Dog Street Journal

CSU 4612, P.O. Box 8793
Williamsburg, VA 23186
sports@dogstreetjournal.com

Associated Press (Richmond)

700 E. Main St., Suite 1380
Richmond, VA 23219
(O) 800-552-9935; (F) 804-643-6223
Hank Kurz, College Sports
hzurz@ap.org

Television

Comcast SportsNet

7700 Wisconsin Ave., Suite 200
Bethesda, MD 20814
(O) 301-718-3306; (F) 301-718-3324
Rich Wolff, Producer
rwolff@comcastsportsnet.com

WTKR (CBS) Channel 3

720 Boush Street, Norfolk, VA 23510
(O) 757-446-1361; (F) 757-446-1376
Ted Alexander, Sports Director
teda@wtkr.com

WTVR (CBS) Channel 6

3301 West Broad Street, Richmond, VA 23230
(O) 804-254-3645; (F) 804-254-3697
Lane Casadonte, Sports Director
lcasadonte@wtvr.com

WRIC (ABC) Channel 8

301 Arboretum Place, Richmond, VA 23236
(O) 804-330-8829; (F) 804-330-8883
Rick Stoss, Executive Sports Producer

WAVY (NBC) Channel 10

300 Wavy Street, Portsmouth, VA 23704
(O) 757-393-4692; (F) 757-397-8279
wavy.sports@lintv.com
Bruce Rader, Sports Director

WWBT (NBC) Channel 12

5710 Midlothian Turnpike
Richmond, VA 23225
(O) 804-230-2614; (F) 804-230-2789
Ben Hamlin, Sports Director
bhamlin@nbc12.com

WVEC (ABC) Channel 13

613 Woodis Avenue, Norfolk, VA 23510
(O) 757-628-6217/6215; (F) 757-628-5855
Scott Cash, Sports Director

Radio

WMBG (740 AM)

5351 Richmond Road, Williamsburg, VA 23188
(O) 757-229-7400
Bob Sheeran

WSRV (92.3 FM)

207 Parkway Drive, Williamsburg, VA 23185
(O) 757-565-1079; (F) 757-565-2250
Jim Campana

WBRG (1050 AM)

239 Ragland Road, Lynchburg, VA 24572
(O) 434-845-5916; (F) 434-845-5917
Brent Epperson

WLEE (990 AM)

308 Broad Street, Richmond, VA 23220
(O) 804-643-0990; (F) 804-643-4990

W&M Radio Network

Jay Colley
7 Forest Hill Drive, Williamsburg, VA 23185
Charlie Woollum
113 Swinley Forest, Williamsburg, VA 23188
Bill McDonald
9422 Centerway Drive, Glen Allen, VA 23059

Tribe Radio Network

Teaming up once again to call all the exciting action of William and Mary basketball over the airwaves will be Jay Colley and Bill McDonald. For the third season the pair will be joined by former W&M basketball coach and player, Charlie Woollum, who will add his insight and experience to the broadcast.

Colley is a veteran broadcaster who shifts from sport to sport with ease. He calls the play-by-play

for the Tribe on the gridiron and is also a veteran baseball commentator, who was previously the voice of the Rochester Redwings as well as the Richmond Braves and the Tidewater Tides.

In recognition of Jay's years of service to the College, he was been selected as an honorary alumnus of William and Mary and was officially presented with the honor at Charter Day in February, 2003. A mass communications graduate of Middle Tennessee State University, Jay is entering his 23rd season of broadcasting Tribe basketball. Jay and his wife Cindy have a daughter, Carleigh Danielle (13) and a son, Benjamin William (10).

A 1962 graduate of William and Mary, Charlie Woollum was the head coach of the Tribe from the 1994-95 through the 1999-2000 seasons, leading the Tribe to 20 wins and a regular season tie for first place in the CAA in 1998. Bill McDonald, a 1974 graduate of the College, has been a working broadcast journalist who has been involved with the Tribe radio network

for many years.

Stretching over 150 miles of the state, the William and Mary Radio Network is the gateway to all of the Tribe action over the air. The flagship station for the network this season is WMBG, 740 AM, in Williamsburg.

The listening format for basketball games is similar to past Tribe broadcasts with a pre-game show with head coach Tony Shaver, a halftime scoreboard and a post-game wrap-up.

William and Mary Radio Network

Flagship Station		
Williamsburg	WMBG	740 AM
Other Stations		
Williamsburg	WSRV	92.3 FM
Richmond	WTOX	1480 AM
Lynchburg	WBRG	1050 AM


The radio broadcast can also be heard for free around the world through the Internet. Go to the official website of W&M athletics, www.TribeAthletics.com, and click on the "Live Audio" link for more information.



W&M Radio Network (from left): **Bill McDonald, Jay Colley** and **Charlie Woollum**.

TV/Radio Roster


Nate Loehrke



00

Center
Junior
6-10 • 250
Kalamazoo, MI
Mattawan

Edwin Ofori Attah



1

Guard
Freshman
6-4 • 205
Davidson, NC
Statesville Christian

Adam Dutton



2

Guard
Junior
6-0 • 190
Winchester, VA
Handley

Adam Trumbower



3

Guard
Sophomore
6-3 • 190
Roanoke, VA
Cave Spring

Nick D'Antoni



10

Guard
Senior
6-0 • 190
Myrtle Beach, SC
Socastee

Nathan Mann



11

Guard
Freshman
6-2 • 185
Overland Park, KS
St. Thomas Aquinas

Brian Hutt



12

Center/Forward
Sophomore
6-9 • 250
Denver, CO
Wheat Ridge

Laimis Kisielius



13

Forward
Freshman
6-8 • 210
Vilnius, Lithuania
LMiller School (VA)

Reid Markham



15

Guard
Senior
6-3 • 205
Louisville, KY
Trinity

Kyle Carrabine



20

Guard
Freshman
6-7 • 185
Naperville, IL
Nequa Valley

Hawley Smith



21

Forward
Junior
6-5 • 215
Jacksonville, FL
The Bolles School

Taylor Mokris



22

Guard
Junior
6-6 • 215
Charlotte, NC
Providence Day

Corey Cofield



45

Forward
Sophomore
6-5 • 225
Newton, MA
Roxbury Latin

Adam Payton



Guard
Junior
6-3 • 195
Burlington, NJ
Lawrenceville School

Tony Shaver



Head Coach
North Carolina (1976)
Second Season
at W&M



GET YOUR
GAME
FACE ON

TRIBE
41

& MARI



2004-05