

William and Mary

2005-06 BASKETBALL




Corey Cofield

Brian Hutt



Hawley Smith

Pop Band



Adam Trumbower



Chris Stratton



Kyle Carrabine



Taylor Mokris

Table of Contents



William and Mary Quick Facts

Location	Williamsburg, Virginia
Founded	1693 (second oldest college in America)
Undergraduate Enrollment	5,700
Nickname	Tribe
Colors	Green, Gold and Silver
Conference	Colonial Athletic Association
Home Arena (capacity)	William and Mary Hall (8,600)
President	Gene R. Nichol (Oklahoma State, 1973)
Chancellor	Sandra Day O'Connor (Stanford, 1950)
Director of Athletics	Terry Driscoll (Boston College, 1969)
Mailing Address	PO Box 399, Williamsburg, VA 23187
Street Address	One Campus Drive, Williamsburg, VA 23185

Basketball Staff

Head Coach	Tony Shaver (North Carolina, 1976)
W&M Record	15-42 (.263), Two seasons
Career Record	373-163 (.696), 19 seasons
Assistant Coaches	Dee Vick (Hampden-Sydney, 1994)
	Chad Warner (Georgia, 1998)
	Antwon Jackson (Pikeville College, 1993)
Director of Operations	Chuck Thomas (VCU, 1994)
Secretary	Claudette Canady (Rappahannock Comm., 1976)
Strength and Conditioning	John Sauer (Montana, 1984)
Athletics Trainer	Lisa Shook (Salisbury, 2003)

Team Information

2004-05 Record	8-21 (.276)
2004-05 CAA Record/Finish	3-15 (.167)/T8th
CAA Tournament Record	1-1 (.500)
Starters Returning/Lost	4/1
Letterwinners Returning/Lost	8/3
First Season of Basketball	1905-06
All-Time Record	1024-1170 (.467)
NCAA Tournament Appearances	None
NIT Appearances	One (1983)

Sports Information

Sports Information Director	Pete Clawson
Associate SID/Men's Basketball	Dan Wakely
Office Phone	(757) 221-3368
Cell Phone	(757) 208-3076
E-Mail Address	ddwake@wm.edu
Assistant SID	Chris Poore
Sports Information Intern	Jake Skipper
Assistant to the Director	Mark Hoskins
Sports Information Phone	(757) 221-3344
Sports Information Fax	(757) 221-3412
Press Row Phone	(757) 221-3348
Website	www.TribeAthletics.com
CAA Website	www.CAASports.com
William and Mary Website	www.wm.edu

Important Phone Numbers

William and Mary	(757) 221-4000
Athletics Department	(757) 221-3400
Office of Admissions	(757) 221-4223
Athletics Administration Fax	(757) 221-2048
Director of Athletics	(757) 221-3330
Ticket Office	(757) 221-3340
Men's Basketball	(757) 221-3339
Tribe Club	(757) 221-3365
Marketing and Promotions	(757) 221-3353
Facilities and Operations	(757) 221-3355

This is William and Mary Basketball 2

2005-06 Outlook

Schedule.....	4
Roster.....	5
Team Photo.....	5
Season Outlook.....	6

Coaching Staff

Head Coach Tony Shaver	8
Assistant Coach Dee Vick.....	11
Assistant Coach Chad Warner.....	12
Assistant Coach Antwon Jackson.....	13
Strength and Conditioning Coach John Sauer.....	14
Director of Operations Chuck Thomas	15
Secretary Claudette Canady.....	15

Player Profiles

Brian Hutt	16
Nate Loehrke.....	18
Taylor Mokris.....	20
Hawley Smith.....	22
Corey Cofield.....	24
Adam Payton.....	26
Adam Trumbower	28
Kyle Carrabine.....	30
Laimis Kisielius.....	31
Nathan Mann	32
Chris Stratton	33
Calvin Baker.....	34
Chris Darnell.....	34
Alex Smith.....	35
Peter Stein.....	35

Opponent Information

Campbell/Delaware/Drexel.....	36
George Mason/Georgia State/Hampton	37
High Point/Hofstra/Holy Cross	38
James Madison/Longwood/Maine.....	39
UMBC/UNC Greensboro/UNC Wilmington	40
Northeastern/Old Dominion/Richmond	41
Towson/Virginia Commonwealth/Virginia Tech.....	42
Game-by-Game Results vs. 2005-06 Opponents.....	43

Colonial Athletic Association

CAA Overview.....	45
2004-05 CAA Standings and Awards.....	46
CAA Composite Schedule.....	47

2004-05 Season Review

Schedule and Results.....	48
Season Box Score	49
Game-by-Game Statistics.....	50
Highs and Lows.....	51
Box Scores.....	52

History and Record Book

Coaching Records	56
Honors and Awards	57
1,000-Point Scorers.....	59
Current W&M Players in the Pros	60
NBA Draft Picks.....	61
Retired Numbers	61
W&M Year-by-Year Statistics.....	62
Opponent Year-by-Year Statistics	63
Annual Statistical Leaders.....	64

Scoring Records.....	66
Field Goal Records.....	68
Three-Point Field Goal Records	69
Free Throw Records	70
Rebounding Records	71
Assist Records	72
Steal Records.....	73
Blocked Shot Records	74
W&M vs. Nationally Ranked Opponents.....	75
W&M in Overtime Games.....	76
W&M in One-Point Games	77
W&M in 100-Point Games	78
William and Mary Hall Records.....	79
Kraze Award	79
Series Records.....	80
Game-by-Game Results	81
All-Time Roster	90

The College of William and Mary


William and Mary.....	92
Tribe Athletics.....	93
President Gene R. Nichol	94
Chancellor Sandra Day O'Connor.....	94
Director of Athletics Terry Driscoll.....	95
Senior Executive Associate AD Barb Blosser.....	96
Associate AD Robb Dunn	96
Associate AD Bobby Dwyer	96
Associate AD Frank Hardyman.....	96
Athletics Administration.....	97
Williamsburg and Virginia	98
Student-Athlete Support.....	99
Tribe Club.....	100
William and Mary Hall.....	101
Facilities	102

Media Information

Media Services.....	103
Media Outlets	104
Tribe Radio Network.....	104
Television/Radio Roster.....	IBC

Credits

The **2005-06 William and Mary Men's Basketball Media Guide** is a publication of the William and Mary sports information office. Layout design and writing by associate sports information director Dan Wakely. Special thanks for assistance provided by Mark Hoskins and Jake Skipper. Editing by the sports information staff. Photography by Jeffrey Camarati, Pete Clawson, Guy Crittenden, Lisa Helfert, Lawrence l'Anson, Bob Keroack, Al Owens, Dan Wakely, Rocky Widner (NBA Photos), Allison Veinote, Hampden-Sydney Sports Information and W&M Publications. Covers designed by Mollie McClure of Shot in the Dark Studio, Richmond, Virginia. Printing by Colonial Printing of Richmond, Virginia.



Price

The 2005-06 William and Mary Men's Basketball Media Guide can be purchased by the general public for \$10 in person, or \$12 by mail (includes \$2 for postage and handling).

William and Mary Basketball





2005-06

College of

William and Mary

Men's Basketball Schedule

November

Second Annual W&M Tip-Off Classic

Fri.	18	Holy Cross vs. High Point	Williamsburg	6:00 PM
Fri.	18	MAINE	WILLIAMSBURG	8:00 PM
Sat.	19	Maine vs. Holy Cross or High Point	Williamsburg	6:00 PM
Sat.	19	HOLY CROSS or HIGH POINT	WILLIAMSBURG	8:00 PM
Tue.	22	at Hampton	Hampton, VA	7:00 PM
Sat.	26	CAMPBELL	WILLIAMSBURG	7:00 PM
Mon.	28	at Longwood	Farmville, VA	7:00 PM
Wed.	30	UNC WILMINGTON *	WILLIAMSBURG	7:00 PM

December

Sat.	3	at Towson *	Towson, MD	4:00 PM
Sat.	17	at UMBC	Baltimore, MD	4:00 PM
Wed.	21	UNC GREENSBORO	WILLIAMSBURG	7:00 PM
Tue.	27	at Virginia Tech	Blacksburg, VA	7:00 PM
Sat.	31	at Richmond	Richmond, VA	1:00 PM

January

Thu.	5	DREXEL *	WILLIAMSBURG	7:00 PM
Sat.	7	at UNC Wilmington *	Wilmington, NC	7:00 PM
Thu.	12	GEORGE MASON *	WILLIAMSBURG	7:00 PM
Sat.	14	at Georgia State *	Atlanta, GA	2:00 PM
Thu.	19	at Virginia Commonwealth *	Richmond	7:30 PM
Sat.	21	OLD DOMINION *	WILLIAMSBURG	7:00 PM
Thu.	26	at George Mason *	Fairfax, VA	7:00 PM
Sat.	28	JAMES MADISON *	WILLIAMSBURG	2:00 PM

February

Thu.	2	at Northeastern *	Boston, MA	7:00 PM
Sat.	4	GEORGIA STATE *	WILLIAMSBURG	7:00 PM
Thu.	9	at Old Dominion *	Norfolk, VA	7:00 PM
Sat.	11	at James Madison *	Harrisonburg, VA	7:00 PM
Wed.	15	DELAWARE *	WILLIAMSBURG	7:00 PM
Mon.	20	HOFSTRA *	WILLIAMSBURG	7:00 PM
Thu.	23	at Drexel *	Philadelphia, PA	7:30 PM
Sat.	25	VIRGINIA COMMONWEALTH *	WILLIAMSBURG	2:00 PM

March

Fri.	3	CAA Tournament First Round #	Richmond, VA	TBA
Sat.	4	CAA Tournament Quarterfinal #	Richmond, VA	TBA
Sun.	5	CAA Tournament Semifinal #	Richmond, VA	TBA
Mon.	6	CAA Tournament Final #	Richmond, VA	TBA

* Colonial Athletic Association game; # Colonial Athletic Association Tournament (Richmond Coliseum, Richmond, VA)
Please check the official W&M website: www.TribeAthletics.com, for the most up-to-date schedule

Roster and Team Photo



2005-06 William and Mary Tribe

Back: Assistant Coach Chad Warner, Head Coach Tony Shaver, Assistant Coach Antwon Jackson, Laimis Kisielius, Brian Hutt, Nate Loehrke, Peter Stein, Chris Darnell, Taylor Mokris, Assistant Coach Dee Vick, Director of Operations Chuck Thomas, Manager Brendan McShea.

Front: Calvin Baker, Adam Trumbower, Alex Smith, Chris Stratton, Hawley Smith, Corey Cofield, Kyle Carrabine, Adam Payton, Nathan Mann.

Numerical Roster

No.	Name	Pos.	Cl.	Ht.	Wt.	Hometown	High School
00	Nate Loehrke	C	Sr.	6-10	250	Kalamazoo, MI	Mattawan
1	Calvin Baker	G	Fr.	6-2	185	Newport News, VA	Woodside
3	Adam Trumbower	G	Jr.	6-3	190	Roanoke, VA	Cave Spring
4	Alex Smith	F	Fr.	6-5	250	Greenville, SC	Oak Hill Academy (VA)
11	Nathan Mann	G	So.	6-2	190	Overland Park, KS	St. Thomas Aquinas
12	Brian Hutt	C/F	Sr.	6-9	245	Denver, CO	Wheat Ridge
13	Laimis Kisielius	F	So.	6-8	210	Vilnius, Lithuania	Miller School (VA)
15	Peter Stein	F	Fr.	6-9	220	Bellaire, TX	Westbury Christian
20	Kyle Carrabine	G	So.	6-7	195	Naperville, IL	Neuqua Valley
21	Hawley Smith	F	Sr.	6-5	225	Jacksonville, FL	The Bolles School
22	Taylor Mokris	G	Sr.	6-6	220	Charlotte, NC	Providence Day
23	Chris Darnell	F	Fr.	6-8	210	Stafford, VA	North Stafford
24	Adam Payton	G	Jr.	6-3	195	Burlington, NJ	The Lawrenceville School
25	Chris Stratton	F	So.	6-6	205	Burke, VA	Lake Braddock
45	Corey Cofield	F	Jr.	6-5	245	Newton, MA	Roxbury Latin

Head Coach: Tony Shaver (North Carolina, 1976)
Assistant Coaches: Dee Vick (Hampden-Sydney, 1994)
 Chad Warner (Georgia, 1998)
 Antwon Jackson (Pikeville College, 1993)
Director of Operations Chuck Thomas (Virginia Commonwealth, 1994)

Pronunciation Guide

Kyle Carrabine	CARE - uh - byne
Corey Cofield	CO - field
Laimis Kisielius	LIE - muss kiss - ILL - ee - us
Nate Loehrke	LORE - key
Taylor Mokris	MO - kriss
Peter Stein	STYNE
Adam Trumbower	TRUM - bow - er

By Class	
Seniors	
Brian Hutt	C/F
Nate Loehrke	C
Taylor Mokris	G
Hawley Smith	F
Juniors	
Corey Cofield	F
Adam Payton	G
Adam Trumbower	G
Sophomores	
Kyle Carrabine	G
Laimis Kisielius	F
Nathan Mann	G
Chris Stratton	F
Freshmen	
Calvin Baker	G
Chris Darnell	F
Alex Smith	F
Peter Stein	F
By State/Country	
Colorado	
Brian Hutt	Denver
Florida	
Hawley Smith	Jacksonville
Illinois	
Kyle Carrabine	Naperville
Kansas	
Nathan Mann	Overland Park
Massachusetts	
Corey Cofield	Newton
Michigan	
Nate Loehrke	Kalamazoo
New Jersey	
Adam Payton	Burlington
North Carolina	
Taylor Mokris	Charlotte
South Carolina	
Alex Smith	Greenville
Texas	
Peter Stein	Bellaire
Virginia	
Calvin Baker	Newport News
Chris Darnell	Stafford
Chris Stratton	Burke
Adam Trumbower	Roanoke
Lithuania	
Laimis Kisielius	Vilnius

2005-06 Outlook

With a solid corps of returning players combined with an outstanding recruiting class, William and Mary head coach **Tony Shaver** expects the 2005-06 Tribe men's basketball team to be the best he has had in his three years at the College. W&M will bring back its top four scorers, its five best rebounders and at least three of its top four players in assists, blocks and steals from last season's team. The 10 returning players will be joined by a group of five newcomers that includes the state of Virginia's player of the year, a transfer from the Southeastern Conference, a member of the top-ranked prep team in the nation, a three-time state champion and a Virginia All-Star game participant.

This year's team will be especially deep at the forward and center positions, where the Tribe returns all three starters from last season, to go with three more newcomers.

"Our guards will be young, but they are very skilled and determined and will provide quality play," said Shaver. "But at the three, four and five spots, it's certainly the most depth we've had since I've been here. We'll have some versatility and quality depth at those positions. There will be some of the best competition in practice since I've been here. From the starters last year, right down to the freshmen, they are all going to have to earn their time."

Guards

The most important position on the floor to run Shaver's preferred up-tempo style of play, this season's group of guards arguably has the most potential and athletic ability of any team at W&M in many years. The challenge early in the season for the coaching staff will be finding the right combination of individuals to play the position.

The top returning player at the position is sophomore **Nathan Mann**, who started 18 of the 29 games last season, leading the Tribe and finishing 12th in the Colonial Athletic Association with an average of 2.62 assists per game as a rookie. Although more of a natural shooting guard, he will likely see some time at the point guard position again this season. Mann dramatically improved his strength and conditioning over the summer, exceeding every one of the weight room goals set for him by the coaching staff. Now that he has a year of collegiate experience under his belt, Shaver expects Mann to be one of the most improved players on the team this season.

"Nathan has a feathery touch shooting the basketball and returned this fall in tremendous shape," said Shaver. "He has improved on the biggest thing that we asked him to work on over the summer, which was his ball-handling ability. He had a difficult time last season dealing with the quickness of the game at this level, but I think he is better prepared to handle that this season."

New to the team, but certainly not to college basketball is junior **Adam Payton**, who sat out last season after transferring to W&M from Vanderbilt. Payton played in 52 games for the Commodores, including 29 as a sophomore in 2003-04, when he converted over 50 percent of his field goal attempts. A quick, athletic player who is an outstanding defender, the rest of his teammates elected him as one of the

Tribe's captains this season, despite the fact that he has yet to play a minute in a W&M uniform.

"Adam is going to be a great addition to our program. It was difficult last year to watch him be one of



our best players in practice and then have to leave him home on game day," said Shaver. "He adds a level of athleticism that we didn't have a year ago. He'll be a defensive stopper for us this year and should change the way that we play defensively. Adam is such a good athlete and so versatile that we can play him at a number of different spots on the floor. He just needs to become more consistent offensively. He brings a passion for the game and has the energy that I think is necessary to be successful."

Freshman **Calvin Baker**, a native of Newport News, rounds out the top three guards on the team and will likely immediately press for time as the starting point guard. The 2005 Virginia Group AAA Player of the Year and a two-time *Daily Press* player of the year at Woodside High School, Baker was also named the most valuable player of the 2005 Virginia East-West All-Star Game, leading all scorers with 20 points.

"Calvin has as good a chance to start on this team as anybody," said Shaver. "The only question mark for him is how quickly he can adapt to how we like to play. Just like every freshman, he's got to learn our terminology and how we like to play defense. I don't anticipate any problems with that, but it's going to take time. Asking a freshman to take over the starting point guard role in this league is a brutal assignment, but it's something that he certainly won't shy away from. What I like most about him is that he absolutely loves the game of basketball. You can't give him enough, and you can't work him hard enough and that's a formula for success."

Also figuring into the mix at the off-guard position will be senior **Taylor Mokris**, who appeared in 27 games with three starts last season, averaging 3.6 points per game. One of the more accurate long-range

shooters on the team, Mokris shot .373 from beyond the three-point line as a sophomore, the 13th-best single-season mark in school history. He has shown the ability to heat up quickly on offense, coming off the bench last year to score a game-high 17 points, along with a career-high nine rebounds, in the Tribe's win at Towson in the final game of the regular season.

"Taylor's experience and knowledge of how to play the game are his strengths and should help him this season," said Shaver. "He's limited physically a little bit in quickness, but as a senior, should be able to make up for that with his knowledge. Taylor's got to be more consistent defensively and on the boards, but he is a proven scorer at this level and hopefully will have a good senior year."

Junior **Adam Trumbower** and sophomore **Kyle Carrabine** round out the guard position. Both saw limited action last season, but will continue to press for time in the lineup. A 6-7 guard who worked hard in the weight room over the summer, Carrabine saw his preseason workouts cut short by mononucleosis early in the fall. Another natural two-guard who will likely also see time at the point, Trumbower made three starts and averaged 13.3 minutes per game in the first two seasons of his career as a walk-on.

"Kyle's a very good shooter who did a nice job in the off-season getting stronger," said Shaver. "We think he should be completely healthy by the time the season starts. He's a proven scorer and will continue to get more playing time for us as soon as he is consistent defensively and on the boards."

"Adam Trumbower is everything you can ask for in a player," said Shaver. "He's a special person who always gives great effort and is constantly pushing himself and pushing his teammates."

Forwards

Leading the way at the power forward position is junior **Corey Cofield**, the 2004 CAA Rookie of the Year, who led the team and finished in the top 15 in the CAA in a variety of categories, including scoring (13.2 ppg), rebounding (6.9 rpg) and field goal percentage (.480) last season. Cofield's biggest improvement last season may have been at the free throw line, where he converted 80.4 percent of his attempts (fourth-best in the CAA) after shooting just .634 from the line as a freshman. Cofield led the league in both free throws made (144) and attempted (179) last season.

A third team all-conference pick for the second straight season, Cofield opened the year by averaging 22.0 points and 8.0 rebounds per game at the inaugural W&M Tip-Off Classic, earning tournament MVP and CAA Player of the Week honors. Including his 24-point, 10-rebound performance in the championship game, he went on to record five double-doubles on the year and scored more than 20 points in a game seven times, despite being the focal point of opposing defenses night-in and night-out. Cofield enters his junior season having already accumulated 752 points and 385 rebounds, a career average of 13.2 points and 6.8 rebounds per game.

"Physically, Corey has really gotten stronger. He committed himself to the weight room this summer

and I think people will see a different body on him this year," said Shaver. "He'll be able to take the abuse that he receives inside a little better this year. The biggest question about Corey will be if he has improved his ball skills enough to be a truly great player. Getting into a little bit better position, being able to make the 15-foot jump shot, catching the ball and scoring on the break more consistently than he did a year ago—those are the areas that he has to continue to work on. There is definitely a new energy to Corey now that wasn't there consistently last year, and we hope that will push him to a new level and make him an even better player this season."

Also expected to be a fixture in the starting lineup at small forward is sophomore **Laimis Kisielius**, a CAA all-rookie pick last season. Kisielius played in every game but the CAA Tournament quarterfinal, which he missed due to injury, and started 20 games overall, including 14 of the last 16. The Tribe's second-leading scorer with 8.7 points per game, he improved as the season went on, averaging nearly 12 points per outing in the final 11 games of the regular season. A native of Lithuania, Kisielius spent most of the summer in his home country competing for the Lithuanian Junior National team, which finished second at the Under-20 European Championships.

"Laimis is a proven player for us," said Shaver. "Last year, he was one of the top five freshmen in the league, and I really think he is a better player right now. This summer he probably played more than anybody with his time on the Lithuanian team and has come back a better player across the board. Right now, he's shooting better, he's running better and he's passing better. The two things we'll ask more of him are to become a better rebounder and become more consistent with his shot. He's another guy that loves the game of basketball, which is one of the things that appealed to me when we recruited him."

The Tribe's third returning starter at forward is senior co-captain **Hawley Smith**, who played his first season in a W&M uniform in 2004-05 after transferring from Temple following his sophomore season. Smith played in all 29 games last year, leading the Tribe with 28 starts. He finished second on the team with 5.6 rebounds per game and was third with 8.0 points per game. Smith started his Tribe career by averaging 17.0 points and 5.5 rebounds per game at the season-opening W&M Tip-Off Classic, earning a spot on the all-tournament team.

"Hawley was the first guy that our staff signed at W&M and he's been a great leader for us," said Shaver. "Even if he never scored a point for us, he's been well worth it. His leadership, what he's done to help us recruiting, what he stands for. He's very visible and well-known on campus. He's probably a natural power forward, but will play both three and four for us this year. What we want most out of Hawley this year is to be a defensive stopper and rebound the ball."

Also returning at the forward position is walk-on sophomore **Chris Stratton**, who played in 14 games with one start last season.

"You've got to love what Chris has done to improve his body physically," said Shaver. "He's physically stronger than he was a year ago and always gives

everything he has. Chris stands for all the right things in our program and is a great young guy to have on the team."

Two freshman forwards also join the team this season, with both expected to have lasting impacts on the program. **Chris Darnell** played for North Stafford High School, where he was a second team all-state selection and a participant in the Virginia East-West All-Star game last season. A native of Greenville, South Carolina, **Alex Smith** played last season for national power Oak Hill Academy, which ended the year ranked No. 1 in the nation in the *USA Today* Super 25 Boys' Basketball Rankings.



Laimis Kisielius

"Chris is going to be knocking on the door for minutes at the three spot," said Shaver. "He has very good instincts on the floor and when he gets a little bit stronger and realizes he can be an inside and outside player, he should have a bright future. His greatest strengths are that he is a long, quick defender and can run the floor very well, and I think in time he will be a very good rebounder from the three spot."

"Right now, Alex is more of an inside player," said Shaver. "He is a physical beast for us right now and is ready to play at this level right away. Alex is a powerful, explosive athlete with the ability to block shots and rebound the ball. There is no question that he has a chance to have an immediate impact with our team."

Centers

W&M returns two senior centers in 2005-06 in 6-10 **Nate Loehrke** and 6-9 **Brian Hutt**, who each rank among the career blocked shots leaders in school history. Loehrke played in 27 games with three starts last season, averaging nearly five points and three rebounds per game. In 2004-05, he showed that he has the ability to explode offensively, scoring 21 points on 9-13 shooting in 25 minutes against eventual CAA champion Old Dominion and dropping 16 points on 6-8 shooting in just 13 minutes at eventual NCAA champion North Carolina.

"Nate's a young guy that I'm very proud of today. He worked very hard in the weight room this

summer to improve his strength," said Shaver. "He has the best touch on our ball club. If we need a post player to make a game-winning shot and know that we can get him the ball on the block, he's the guy we're going to. What we want out of Nate this year is improvement in the other phases of his game. He's got to defend better and he's got to rebound better, but we think that because he is physically stronger this year, he will be in better condition and will have a chance to make more of an impact this season."

Hutt was hampered much of last season with a shoulder injury and had surgery over the summer to fix the problem. Still, he appeared in 28 games with two starts and tied Cofield and Loehrke for the team lead with 17 blocked shots, also adding 2.3 rebounds and 2.2 points per game.

"Brian really had his off-season taken away from him as he spent most of it rehabbing from his surgery," said Shaver. "We feel good right now that the shoulder is more stable and that hopefully it will not cause him problems throughout the year, as it did last season. We're not going to ask a lot out of him offensively, but Brian should be one of our better rebounders and one of our best post defenders. If he can do that, he will play a key role in our success."

Rounding out the Tribe roster is freshman **Peter Stein**, a native of Bellaire, Texas, who helped lead Westbury Christian to three Texas Private School state championships, including his senior season when his team finished with a record of 34-6. Stein averaged 12 points and eight rebounds as a senior, shooting over 56 percent from the field.

"I think Peter will immediately push for playing time and a starting position," said Shaver. "He's already our best post defender right now and he moves very well for being 6-9. He's another player that was very well coached in high school and really understands the subtleties of the game. He's more prepared to play defensively than offensively right now, but he's a very promising, exciting player and will push hard for a starting role and lots of playing time."

Schedule

For the second straight season, the Tribe will open the campaign at home with the W&M Tip-Off Classic, as the College looks to defend last season's title. The Green and Gold will play all nine of its non-conference games by the end of the 2005 calendar year, including games against in-state opponents Hampton, Longwood and Virginia Tech, along with a New Year's Eve game at Richmond, the first time the two schools have met in basketball since the Spiders left the CAA following the 2000-01 season.

Two new schools join the CAA this season, and the College will play both of them—Georgia State and Northeastern—for the first time in school history. Their addition brings the total number of schools in the league up to 12, necessitating an unbalanced schedule for the first time in conference history. The Tribe will play seven of the teams both at home and on the road, but will face the other four just once (Northeastern and Towson on the road and Delaware and Hofstra in Williamsburg). All 12 schools will compete in the conference tournament, which will be held at the Richmond Coliseum March 3-6.



Tony Shaver

Head Coach (Third Season at W&M) North Carolina (1976)

The Shaver File

Personal

Born: January 28, 1954
 Hometown: High Point, North Carolina
 Wife: Ann Shaver
 Children: Christopher (24), Austin (21), Jackson (14)

Education

North Carolina, 1976

Coaching Career

Episcopal High School: 1976-86
 Hampden-Sydney: 1987-2003
 William and Mary: 2004-present

William and Mary head coach Tony Shaver is in his third season at the helm of the Tribe men's basketball program. Officially hired on May 2, 2003, Shaver is the 31st men's basketball coach in the history of the College.

"Bringing a coach and person the caliber of a Tony Shaver into the William and Mary program certainly makes this an exciting day for the College," said director of athletics Terry Driscoll at the time of the hire. "His resume speaks for itself in terms of his coaching abilities, but beyond that, I believe that he possesses all the intangible qualities that will make him a perfect fit for our school and program."

The Green and Gold continued to make strides in Shaver's second season leading the Tribe. W&M immediately started the season on a high note, defeating Radford and Hartford to win the inaugural W&M Tip-Off Classic, the first regular season tournament title for the College since

1981. The Tribe defeated James Madison in the first round of the Colonial Athletic Association Tournament for W&M's first postseason win since 1997, and just the third in the last 20 years.

Shaver began his Tribe career with a 91-64 pounding of Liberty on Nov. 23, 2003. He also won his first ever Colonial Athletic Association contest, as the Tribe knocked off two-time defending league champion UNC Wilmington, 67-66, in overtime on Dec. 4, 2003. In his first contest against a nationally ranked opponent, W&M also performed well, leading No. 15 Pittsburgh by 10 points midway through the first half, before the Panthers, who attempted 28 more free throws than the Tribe, won 70-55.

There have been individual successes as well for the Green and Gold under Shaver's reign. 2004 graduate Adam Hess, currently playing professionally in Europe, became the first player in school history to lead the CAA in scoring. An outstand-

ing student and athlete, Hess was named the CAA Male Scholar-Athlete of the Year (for all sports) and was a first team Academic All-America and all-conference selection as a senior. Current junior Corey Cofield was voted the 2004 CAA Rookie of the Year, leading all freshmen in the league in points, rebounds and field goal percentage. Cofield earned his second straight selection to the All-CAA third team in 2005, while current sophomore Laimis Kisielius earned a spot on the CAA All-Rookie team last season.

Shaver came to W&M after coaching 17 seasons at Hampden-Sydney, compiling a record of 358-121 (.747). He turned the Tigers into a Division III national powerhouse, leading the men's basketball team to eight Old Dominion Athletic Conference titles, 12 20-win seasons and 11 NCAA Division III Tournament appearances. The winningest basketball coach in the program's history, he was named the ODAC and South Region Coach of the Year in 1995, 1999 and 2000, and was picked as the Virginia Sports Information Directors Division II-III Coach of the Year in 1997, 1999 and 2000.

In 2003, Shaver took the Tigers to the NCAA Division III Final Four, as his team finished with a record of 28-4, tied for the second-most wins in the program's history. In 1999, Shaver led H-SC to the national championship game, where the Tigers lost by one point in double-overtime to Wiscon-


Shaver's Coaching Career

Hampden-Sydney	Record	ODAC	NCAA Postseason
1987	12-13 (.480)		
1988	12-13 (.480)		
1989	21-8 (.724)	Champion	Regional Semifinals
1990	15-11 (.577)		
1991	21-6 (.778)		
1992	24-6 (.800)	Champion	Sectional Semifinals
1993	12-13 (.480)		
1994	22-6 (.786)		Sectional Semifinals
1995	28-3 (.903)	Champion	Sectional Championship
1996	17-9 (.654)		
1997	21-7 (.750)	Champion	First Round
1998	23-6 (.793)	Champion	Sectional Semifinals
1999	29-3 (.906)	Champion	Championship Game
2000	26-2 (.929)	Runner-up	Second Round
2001	24-5 (.828)	Champion	Second Round
2002	23-6 (.793)	Champion	Second Round
2003	28-4 (.875)	Runner-up	Final Four
Totals	358-121 (.747)	Eight ODAC Titles	11 NCAA Postseason Appearances

W&M	Record	CAA	NCAA Postseason
2004	7-21 (.250)		
2005	8-21 (.276)		
Totals	15-42 (.263)		
Career	373-163 (.696)		

Career Highlights

- Eight ODAC Championships (1989, 1992, 1995, 1997, 1998, 1999, 2001, 2002)
- 12 20-Win Seasons (1989, 1991, 1992, 1994, 1995, 1997, 1998, 1999, 2000, 2001, 2002, 2003)
- 11 NCAA Tournament Appearances (1989, 1992, 1994, 1995, 1997, 1998, 1999, 2000, 2001, 2002, 2003)
- Three-Time ODAC Coach of the Year (1995, 1999, 2000)
- Three-Time South Region Coach of the Year (1995, 1999, 2000)
- Three-Time VaSID Division II-III Coach of the Year (1997, 1999, 2000)



Head Coach Tony Shaver

sin-Platteville. The team finished 29-3, setting a school record for most wins in a season.

Shaver also has a firm commitment to his players' success in the classroom. In 1999, one of his charges, Jack Jirak, was named the ODAC Scholar-Athlete of the Year and was also awarded the Gammon Cup as the top-student-athlete at the college. Two of Shaver's players, David Hobbs (1999) and Russell Turner (1992) earned Academic All-America honors. A number of his players have been named to the Academic All-ODAC squad, including six student-athletes in 1998.

Shaver first led the Tigers to the national postseason in 1988-89, just his third season as the team's head coach. That year, H-SC won the ODAC championship, ending the season with a 21-8 record.

Prior to taking over at Hampden-Sydney for the 1986-87 campaign, Shaver spent 10 years as

the head boys' basketball coach at Episcopal High School in Alexandria, Virginia. He was named the Virginia State Private School Coach of the Year in 1986, and was twice picked as the Alexandria Coach of the Year, while winning 73 percent of his games.

A 1976 graduate of North Carolina, Shaver was a guard on the Tar Heel men's basketball team from 1972-75 under head coach Dean Smith. Originally a walk-on, he earned a scholarship his rookie season, when he was awarded the prestigious Butch Bennett Award, presented to the team's most outstanding freshman.

A native of High Point, North Carolina, Shaver and his wife, Ann, are the parents of three sons: Christopher (24), a former standout pitcher on the Tribe's baseball team, who is currently pitching with the Chicago Cubs organization, Austin (20) and Jackson (14).



The Shaver family (back): **Jackson, Tony and Ann**, (front): **Chris and Austin**.

Quoting Coach Shaver

On his coaching style

"I think you will see a very exciting brand of basketball here. We plan to pressure the basketball. I think the key for us is where the pressure point will come, but we will be a press-oriented defensive team and we are going to push the ball up the floor on the offensive end."

"When people come to see us play, I hope they will be impressed by a lot of things, but two things in particular. First will be how well our guys play together—each individual participating in the whole and making the whole better. Second, I want people to be impressed with the level of intensity that our players approach the game with. That is very important to me as a coach, and it will become very important to them as players."

On coaching student-athletes at William and Mary

"In my professional career, I have been very fortunate to coach only at top-flight academic institutions, where there are true student-athletes. William and Mary is certainly a great fit for me, I have no questions about that. I've always enjoyed the pursuit of student-athletes who can play the game of basketball at a very high level."

On involvement with the community

"Williamsburg is a great place and we want to get the community involved with our basketball team. I want to be involved in the community and I want our players to be involved in the community. We need to be visible, we need to be available and we want to make this place right here [W&M Hall] a building with a lot of atmosphere—a vibrancy when you walk into it."

What They're Saying About Tony Shaver

"Having coached Tony at the University of North Carolina and followed his teams over the years, I have been very proud of his accomplishments. Tony's teams rose to the top of Division III because he instilled in his players the value of hard work. He is very deserving of the chance to build a program at William and Mary. I have great confidence that he will establish an exciting and winning program."

Legendary North Carolina head coach **Dean Smith**, the winningest men's basketball coach in NCAA history

"My son Ryan made an outstanding choice to play for Tony Shaver. Ryan was able to learn, experience success and grow as a person during his time with Coach Shaver. Tony is very passionate about the game and pays great attention to detail. Success will follow him."

South Carolina head coach **Dave Odom**

"My family was impressed with Coach Shaver's long-standing reputation. It was important for us to send our son to play basketball for a program that produces winners on and off the court. Coach Shaver's attentiveness to David as an athlete and as a person was invaluable to David's college experience and to his future."

Kentucky assistant coach **David Hobbs**

"Coach Shaver runs a big-time program. The players learn how to play basketball, develop their individual skills and win. There is little more to ask for anywhere."

Golden State Warriors assistant coach and former All-American as a player under Tony Shaver, **Russell Turner**

Head Coach Tony Shaver

Many of head coach Tony Shaver's former players have gone on to continue coaching in the high school, college and professional ranks. Included among that group are:

- **Chris Fox** - head coach at Albemarle HS (Charlottesville, VA)
- **Kevin Garst** - assistant coach at Hampden-Sydney College
- **Andy Gray** - head coach at Gar-Field HS (Woodbridge, VA)
- **Matt McKeag** - head coach at Robinson HS (Fairfax, VA)
- **Ryan Odom** - assistant coach at Virginia Tech
- **Russell Turner** - assistant coach with the NBA's Golden State Warriors
- **Dee Vick** - assistant coach at William and Mary
- **David Willson** - assistant coach at Elon University



Kevin Garst
Assistant Coach
Hampden-Sydney

Russell Turner
Assistant Coach
Golden State Warriors



Ryan Odom
Assistant Coach
Virginia Tech

Where are They Now? - W&M's Graduates Under Head Coach Tony Shaver



Zeb Cope
2004 graduate, playing professionally in Switzerland




Adam Hess
2004 graduate, playing professionally in the Czech Republic




Reid Markham
2005 graduate, account manager for Quiznos



Nick D'Antoni
2005 graduate, pursuing graduate degree in accounting at College of Charleston



Dave Holtzmuller
2004 graduate, enrolled in law school at Boston College



Steve Sorenson
2004 graduate, account manager for Omni Advertising in Boca Raton, Florida



Dee Vick

**Assistant Coach (Third Season at W&M)
Hampden-Sydney (1994)**

Dee Vick is in his third season at W&M, coming to Williamsburg from the College of Charleston, where he was as an assistant coach in 2002-03 under Tom Herrion. The Cougars had a record of 25-8 and advanced to the National Invitation Tournament. Before that, Vick served as a special assistant to Dave Odom at the University of South Carolina for the 2001-02 season, when USC went to the championship game of the NIT. Prior to his time with the Gamecocks, Vick was an assistant coach at East Carolina University for two seasons.

Vick played basketball at Hampden-Sydney, graduating in 1994 with a degree in psychology. In his four years as a player under Shaver's tutelage, Vick was a three-year starter at shooting guard while helping to lead the team to a combined record of 79-31 (.718), which included a pair of Old Dominion Athletic Conference championships and two appearances in the NCAA Division III Sweet 16.

Upon his graduation, Vick joined Shaver's staff and promptly picked up where he left off as a player, helping the Tigers to a record of 118-28 (.808) and four Division III NCAA Tournament berths. That included a 29-3 campaign in 1999, when Hampden-Sydney made it all the way to the national championship game before losing to Wisconsin-Platteville in double overtime.

A native of Raleigh, North Carolina, Vick was a standout basketball player at Broughton High School. He and his wife, Krissy, a native of Chesapeake, Virginia, have two daughters, Ellie (5) and Sallie (4) and a son, Ran (2).

"The growth and positive change in our program can be attributed to many things, but the most important contributor has been Dee Vick. His leadership skills and vision for the future are so meaningful.

"We have been fortunate to add some exciting young recruits to our program in the last two years. Dee has organized our recruiting efforts and helped raise our level of expectation.

"I have been a college coach for 20 years and my most prized possession of those years has been my relationship with Dee and his family."

—W&M head coach Tony Shaver



The Vick family: **Krissy, Ellie, Sallie, Dee** and **Ran**.



Chad Warner

**Assistant Coach (Second Season at W&M)
Georgia (1998)**

Chad Warner is in his second year at W&M. He started as an assistant coach with the Tribe in the summer of 2004, following one season as an assistant coach at Hampden-Sydney.

In the 2003-04 season, Warner helped the Tigers earn a No. 1 ranking during the season and the team ended the year with a record of 26-5. H-SC won the Old Dominion Athletic Conference championship and advanced to the second round of the NCAA Division III Tournament. Warner was in charge of all recruiting and opponent scouting efforts for the Tigers, while also playing a key role in improving the team's guard play.

A 1998 graduate of the University of Georgia with a degree in public relations, Warner earned a spot on the basketball team as a walk-on his freshman year. Following his graduation from Georgia, Warner was the associate head basketball coach for four years at the Darlington School in Rome, Georgia. He returned to Athens to serve as a graduate student assistant coach on the Georgia men's basketball team for the 2002-03 campaign.

A native of Rome, Georgia, Warner lives in Williamsburg with his wife, Karin. They are expecting their first child in February.

"Chad is one of the bright young stars of the coaching profession. He is a great evaluator of talent and forms a close relationship with the recruits and their families.

"Chad is such a quality person, who has brought tremendous energy and passion to our program."

—W&M head coach Tony Shaver



Chad Warner and wife **Karin**



Antwon Jackson

**Assistant Coach (First Season at W&M)
Pikeville College (1993)**

Antwon Jackson is entering his first season with the Tribe as an assistant coach. Jackson comes to W&M for his first college coaching position, after spending the last four years as an assistant boys' basketball coach in the high school ranks. Last season, he was at Paul VI High School in Fairfax, Virginia, where he helped lead the team to an 18-8 record and an appearance in the Virginia Independent Schools championship game. Prior to that, Jackson was an assistant for three years at Bishop McNamara High School in Forestville, Maryland. In the last two years he has also served as an assistant coach for the successful DC Assault and Maryland Select AAU teams. Typically one of the top AAU teams in the nation, DC Assault has produced many Division I and NBA players and coaches. Jackson also has worked at some of the top summer basketball camps in the country, including the adidas Superstar Camp last summer, and the last five years at the Five Star Basketball Camp.

Along with his coaching positions, Jackson has spent the last 11 years at KPMG, LLP in Washington, DC and McLean, Virginia, most recently holding the position of senior associate in the company's real estate and mortgage division. Jackson graduated in 1993 from Pikeville College in Pikeville, Kentucky with a degree in business management and accounting. A Kentucky Intercollegiate Athletic Conference honorable mention selection as a junior in 1991-92 and a senior in 1992-93, Jackson also led his team in assists each of those seasons.

Jackson and his wife Stephanie live in Williamsburg with their children, Melanie (10), and Elijah (2).

"It has been really exciting to have Antwon join our staff. He has spent most of his adult life wanting to be a college basketball coach. It has been fun to watch him live his dream. Antwon will be a great recruiter. He knows a lot of high school coaches and players and is very well respected."

—W&M head coach Tony Shaver



The Jackson family: **Antwon, Stephanie, Elijah** and **Melanie**



John Sauer

Strength and Conditioning Coach (18th Season at W&M) Montana (1984)

Head Speed, Strength and Conditioning Coach John Sauer comes into his 18th year at William and Mary. He is responsible for all aspects of strength and conditioning for the Tribe's 23 varsity sports.

This summer, Sauer was one of seven coaches nationwide recognized as a Master Strength and Conditioning Coach (MSCC). The title of MSCC is the highest honor that can be achieved as a strength and conditioning coach. It represents professionalism, knowledge, experience, expertise, as well as longevity in the field. For

these reasons, all applicants must be a full-time collegiate and/or professional strength and conditioning coach for a minimum of 12 years in order to be considered for this distinction.

In 1995, Sauer designed the Joseph W. Montgomery Strength Training Center located in the lower level of William and Mary Hall. This 5,000-square foot facility contains 12,000 pounds of free weights, 6,500 pounds of dumbbells and 3,500 pounds of rubber bumper plates. In addition, it has 14 custom built Olympic platforms, 14 multipurpose power racks, a fully equipped plyometric area and also a wide variety of selectorized machines.

Sauer came to William and Mary from Clemson where he was an assistant strength and conditioning coach. At Clemson, he assisted in the development, coordination and implementation of strength and conditioning programs for more than 450 varsity athletes.

Before Clemson, Sauer held assistant coaching positions at the University of Utah and at Southern Methodist University. He earned his Bachelor of Science degree in health and physical education from the University of Montana in 1984. In 1985, he received his master's in health and physical education from Delta State University, where he was the head coach of strength and conditioning in charge of all varsity sports.

Sauer is a certified member of the Collegiate Strength and Conditioning Coaches Association. He is also a member of the National Strength and Conditioning Association, International Sports Science Association, U.S. Weightlifting Federation and is a Certified Strength and Conditioning Coach and Specialist. Sauer is certified as a Level I Club Coach & Level II Senior Coach by U.S.A. Weightlifting. Additionally, he has achieved Level I Coaches certification from the U.S.A. Track and Field Association. From 1996-98, Sauer was honored as Strength and Conditioning Professional of the Year by the Colonial Athletic Association.

John Sauer Resume

- B.S. in health and physical education (Montana, 1984)
- M.S. in health and physical education (Delta State, 1985)
- Master Strength and Conditioning Coach
- National Strength and Conditioning Association
- International Sports Science Association
- U.S. Weightlifting Federation
- Certified Strength and Conditioning Specialist
- Level I Club Coach certification (USWF)
- Level I Coaches certification (USAT&F)
- Level II Senior Coach (USWF)
- CSCCA Certified Strength and Conditioning Coach
- Colonial Athletic Association Strength and Conditioning Professional of the Year (1996-98)
- Assistant strength and conditioning coach at Clemson, Utah and Southern Methodist



Senior forward and co-captain **Hawley Smith**



Built in large part due to the generosity of 1974 William and Mary graduate Joe Montgomery, the recently renovated and improved strength training center is one of the top facilities in the Mid-Atlantic. The facility features 5,000 square feet of strength training equipment, including ...

- 12,000 pounds of free weights
- 6,500 pounds of dumbbells
- 3,500 pounds of rubber bumper plates
- 20 dynamax medicine balls
- 14 custom-built Olympic platforms
- 14 multi-purpose power racks with adjustable benches
- Eight dumbbell benches
- Six adjustable combo plyo/step-up boxes
- Six glute-ham benches
- Four adjustable abdominal benches
- Four dip bars
- Two hip sleds
- Two ground-based jammers
- Fully equipped plyometric area
- Wide variety of selectorized machines



Chuck Thomas

**Director of Operations (First Season at W&M)
Virginia Commonwealth (1994)**

Chuck Thomas begins his first season with William and Mary as the team's director of basketball operations.

The boys' basketball head coach at St. Christopher's School in Richmond for the last four seasons, Thomas was the Virginia Prep League Coach of the Year in 2004-05, after leading his

team to a second-place finish in the league for the second straight season. He was also named the Virginia High School League Group A Region A Coach of the Year in 2001. Thomas has earned four district coach of the year honors, twice in the Northern Neck (2000 and 2001) and Tidewater (1998 and 1999) districts.

Thomas has coached at the high school level in the Richmond area since 1994, including serving as the head coach at King William High School from 1997 to 2001 and also holding assistant coaching positions at Mills Godwin (1996-97) and James River (1994-96). He graduated from Virginia Commonwealth University in 1994, where he earned a degree in health and physical education.

A native of Richmond, Thomas lives in Powhatan with his wife Melissa and their two sons Tyler (6) and Tanner (2).



*"I am thrilled to add Chuck to our staff. He has been a very successful high school coach and is extremely knowledgeable about the game of basketball. Chuck will add wonderful things to our program."
—W&M head coach Tony Shaver*

The Thomas family: **Melissa, Tyler, Tanner** and **Chuck**.



Claudette Canady

**Men's Basketball Secretary (17th Season at W&M)
Rappahannock Community College (1976)**

Claudette Canady, a former all-district basketball player and MVP at West Point High School in Virginia, has been the secretary for Tribe coaches for 17 years. She is a 1976 graduate of Rappahannock Community College.

Canady comes from an athletic family, where both parents played basketball and her father, Charles, also played football at Huntington High School and in the U.S. Army. Her brother

"Duke" Thorpe played pro basketball overseas after an outstanding career at Virginia Tech. Her sister, Lisa, also had a fine basketball career at West Point High. The tradition continued as Canady's daughter, Leslie, and nephew, Andre, graduates of the University of Richmond and Bridgewater College, respectively, both played basketball, while Andre also played football and ran track.

Canady enjoys traveling with the basketball team, especially her two trips with the Tribe to Hawaii (1991 and 1999), New Orleans, Kansas, Texas, California, Arizona and New Mexico.

Canady's duties also include assisting Steve Cole with the sports medicine program. Outside of basketball, she is the clerk and secretary of her church and sings in the church choirs.



#12 Brian Hutt

6-9 • 245 • Senior • C/F • Denver, CO (Wheat Ridge)

Ranks 12th in school history with 37 career blocked shots and ninth with 0.67 blocked shots per game ... Limited ability to work out over the summer after having shoulder surgery.

Junior Season (2004-05)

Played in 28 games with two starts ... Scored 62 points with 63 rebounds and tying two others with a team-high 17 blocked shots Missed one game and played just 13 minutes in a four-game stretch after suffering a shoulder injury at Virginia Commonwealth (Feb. 23) ... Career-high eight points, along with

four rebounds in a season-high 22 minutes in start at Drexel (Jan. 15) ... Season-high eight rebounds against VCU (Jan. 22) ... Five points and five rebounds in 12 minutes at James Madison (Jan. 12) ... Scored six points and had two rebounds in nine minutes against Longwood (Dec. 1).

Sophomore Season (2003-04)

Played in 27 games with seven starts, scoring 66 points and pulling down 102 rebounds ... Led team and tied for 12th in the CAA with 0.74 blocked shots per game ... Career-best seven points, along with eight rebounds and five blocked shots in just 24 minutes against Towson (Feb. 18) ... Eight rebounds, two points and a blocked shot vs. Delaware (Feb. 11) ... Career-high five blocked shots to go with four rebounds, two points and two assists at Drexel (Feb. 7) ... Six points, seven rebounds and two assists at James Madison (Jan. 28) ... Six points to go with six rebounds and two blocked shots at Hofstra (Jan. 24) ... Sat out vs. UNCW (Jan. 7) and played just 15 minutes combined in next four games with sprained ankle ... Career high nine rebounds and four points vs. St. Francis (NY) (Nov. 28) ... Eight rebounds and four points at Radford (Nov. 24) ... Started against Liberty (Nov. 23) in his first career game, fouling out with six rebounds.

Freshman Season (2002-03)

Did not play.

High School Career

Three-time all-conference selection ... All-state and Jefferson County Player of the Year as a senior ... Honorable mention all-state pick as a junior ... High school's all-time leading rebounder ... Averaged 17 points, 13 rebounds, five assists and four blocks a game in his career ... Played on Colorado Select AAU team ... Also played one year of football ... Involved in Future Business Leaders of America.

Personal

Full name is Brian Michael Hutt ... Son of Michael and Patti Hutt ... Majoring in finance ... Member of W&M Finance Academy and SAAC ... Born August 22, 1983 in Kansas City, Missouri.



Off the Court

Nickname

Hutt-Dog

Favorite pro sports team

Denver Nuggets

Favorite cartoon growing up

The Simpsons

Favorite sports movies

Rocky and Prefontaine

Favorite TV show

Laguna Beach

Last good book I read

Bad as I Wanna Be by Dennis Rodman

Reason I came to W&M

great education

Craziest ambition

climb Mount Everest and finish an Ironman triathlon

Favorite class at W&M

strategic management

Favorite road arena I've played in

Rupp Arena

Best basketball player I've faced

Chauncey Billups

Who would play you in a movie about your life

Owen Wilson

Who would be your leading lady

Jessica Biel

Hutt's Career Statistics

Season	G-GS	Min-Avg	FG-A	Pct	3FG-A	Pct	FT-A	Pct	OR-DR	Reb-Avg	PF-FO	A	TO	Blk	St	Pts-Avg
2003-04	27-7	360-13.3	22-54	.407	0-0	.000	22-35	.629	38-64	102-3.8	83-4	18	33	20	12	66-2.4
2004-05	28-2	275-9.8	19-39	.487	0-0	.000	24-41	.585	26-37	63-2.3	51-1	15	24	17	6	62-2.2
Career	55-9	635-11.5	41-93	.441	0-0	.000	46-76	.605	64-101	165-3.0	134-5	33	57	37	18	128-2.3

Hutt's CAA Statistics

Season	G-GS	Min-Avg	FG-A	Pct	3FG-A	Pct	FT-A	Pct	OR-DR	Reb-Avg	PF-FO	A	TO	Blk	St	Pts-Avg
2003-04	17-2	213-12.5	14-31	.452	0-0	.000	14-22	.636	22-30	52-3.1	49-2	15	14	14	7	42-2.5
2004-05	17-2	189-11.1	13-27	.481	0-0	.000	11-20	.550	19-25	44-2.6	33-0	10	17	12	3	37-2.2
Career	34-4	402-11.8	27-58	.466	0-0	.000	25-42	.595	41-55	96-2.8	82-2	25	31	26	10	79-2.3



Hutt's 2004-05 Game-by-Game Statistics (Junior)

Date	Opponent	Min	FG-A	Pct	3FG-A	Pct	FT-A	Pct	O-D	Tot	PF	A	TO	B	S	Pts
N19	Hartford	3	0-0	.000	0-0	.000	0-0	.000	0-1	1	0	0	0	0	0	0
N20	Radford	8	0-0	.000	0-0	.000	2-4	.500	1-1	2	0	1	0	0	0	2
N23	at Campbell	9	1-1	1.000	0-0	.000	0-0	.000	1-1	3	2	0	0	1	1	2
N28	Virginia Tech	4	1-2	.500	0-0	.000	0-0	.000	1-1	2	1	0	1	0	0	2
D1	Longwood	9	1-2	.500	0-0	.000	4-4	1.000	0-2	2	2	0	0	0	1	6
D4	at ODU	13	0-0	.000	0-0	.000	0-0	.000	1-0	1	3	1	1	0	0	0
D20	at UNCG	6	0-1	.000	0-0	.000	0-0	.000	0-0	0	1	0	0	0	0	0
D22	at Kentucky	19	1-3	.333	0-0	.000	3-7	.429	0-3	3	3	1	1	0	0	5
D30	Hampton	8	1-1	1.000	0-0	.000	2-2	1.000	1-2	3	1	0	2	1	0	4
J2	at UNC	10	1-2	.500	0-0	.000	0-0	.000	3-0	3	5	2	1	2	1	2
J5	Hofstra	5	0-0	.000	0-0	.000	1-2	.500	0-0	0	0	1	0	0	0	1
J8	Delaware	17	0-0	.000	0-0	.000	1-2	.500	3-3	6	4	0	2	0	0	1
J12	at JMU	12	2-4	.500	0-0	.000	1-2	.500	3-2	5	3	0	0	1	0	5
J15	• at Drexel	22	1-2	.500	0-0	.000	6-8	.750	1-3	4	2	2	2	2	0	8
J19	UNCW	5	1-2	.500	0-0	.000	0-0	.000	1-1	2	1	0	1	0	0	2
J22	VCU	15	1-4	.250	0-0	.000	1-2	.500	3-5	8	2	1	2	1	0	3
J26	Towson	15	2-5	.400	0-0	.000	0-2	.000	3-2	5	1	2	3	2	0	4
J29	at GMU	13	0-0	.000	0-0	.000	0-0	.000	0-2	2	2	0	1	1	2	0
J31	• at Hofstra	17	2-3	.667	0-0	.000	0-0	.000	0-0	0	3	0	1	4	0	4
F2	Drexel	7	0-0	.000	0-0	.000	0-0	.000	1-0	1	1	0	0	0	1	0
F5	at Delaware	11	1-3	.333	0-0	.000	1-2	.500	0-1	1	2	0	1	0	0	3
F9	at UNCW	6	0-0	.000	0-0	.000	0-0	.000	1-1	2	4	0	0	0	0	0
F12	GMU	14	1-1	1.000	0-0	.000	0-0	.000	0-3	3	0	2	2	0	0	2
F16	JMU	9	2-3	.667	0-0	.000	0-0	.000	1-1	2	1	0	0	1	0	4
F19	ODU	5	0-0	.000	0-0	.000	0-0	.000	1-1	2	3	1	1	0	0	0
F23	at VCU	3	0-0	.000	0-0	.000	0-0	.000	0-0	0	1	0	0	0	0	0
F26	at Towson								DNP							
M4	v. JMU (CAA)	3	0-0	.000	0-0	.000	1-2	.500	0-0	0	0	0	1	0	0	1
M5	v. ODU (CAA)	7	0-0	.000	0-0	.000	1-2	.500	0-1	1	2	1	1	1	0	1

Hutt's 2003-04 Game-by-Game Statistics (Sophomore)

Date	Opponent	Min	FG-A	Pct	3FG-A	Pct	FT-A	Pct	O-D	Tot	PF	A	TO	B	S	Pts
N23	• Liberty	21	0-2	.000	0-0	.000	0-0	.000	1-5	6	5	1	3	0	1	0
N24	• at Radford	24	2-5	.400	0-0	.000	0-0	.000	4-4	8	4	1	2	0	0	4
N28	• v. St. Francis	21	1-3	.333	0-0	.000	2-2	1.000	2-7	9	4	0	1	0	0	4
N29	• at Geo. Wash.	20	2-5	.400	0-0	.000	1-2	.500	3-5	8	4	0	2	2	1	5
D4	• UNCW	20	1-1	1.000	0-0	.000	1-2	.500	2-0	2	1	2	0	0	0	3
D6	• at VCU	17	0-1	.000	0-0	.000	0-0	.000	0-0	0	2	0	2	0	0	0
D19	Hampton	11	2-2	1.000	0-0	.000	1-2	.500	2-4	6	0	1	2	1	1	5
D23	at VA Tech	13	0-1	.000	0-0	.000	1-2	.500	2-2	4	3	0	3	1	0	1
D30	Campbell	15	1-4	.250	0-0	.000	3-4	.750	1-4	5	4	0	3	1	1	5
J3	• at Pittsburgh	11	0-0	.000	0-0	.000	0-1	.000	1-3	4	5	0	2	1	0	0
J5	at Virginia	4	0-0	.000	0-0	.000	0-0	.000	0-0	0	0	0	0	0	1	0
J7	at UNCW								DNP							
J10	GMU	3	0-0	.000	0-0	.000	2-2	1.000	0-1	1	1	0	0	0	0	2
J14	at Towson	4	0-0	.000	0-0	.000	0-0	.000	0-0	0	1	0	0	0	0	0
J17	Drexel	6	1-2	.500	0-0	.000	0-2	.000	2-1	3	4	0	0	0	0	2
J21	at Delaware	2	0-0	.000	0-0	.000	0-0	.000	0-0	0	2	1	0	0	0	0
J24	at Hofstra	17	3-7	.429	0-0	.000	0-1	.000	4-2	6	4	1	2	2	0	6
J26	ODU	10	1-1	1.000	0-0	.000	1-2	.500	3-1	4	2	3	0	0	1	3
J28	at JMU	14	2-2	1.000	0-0	.000	2-2	1.000	2-5	7	3	2	2	0	0	6
J31	at GMU	11	2-3	.667	0-0	.000	0-0	.000	1-2	3	3	0	2	0	1	4
F4	JMU	8	1-2	.500	0-0	.000	0-0	.000	0-0	0	2	1	0	0	2	2
F7	at Drexel	20	1-1	1.000	0-0	.000	0-0	.000	1-3	4	4	2	0	5	0	2
F11	Delaware	20	0-3	.000	0-0	.000	2-3	.667	1-7	8	4	0	1	1	0	2
F14	Hofstra	13	0-1	.000	0-0	.000	3-4	.750	1-1	2	5	1	0	0	2	3
F18	Towson	24	2-3	.667	0-0	.000	3-4	.750	3-5	8	3	1	1	5	1	7
F25	at ODU	17	0-0	.000	0-0	.000	0-0	.000	0-2	2	5	1	3	1	0	0
F28	VCU	7	0-4	.000	0-0	.000	0-0	.000	2-0	2	3	0	1	0	0	0
M5	v. Towson (CAA)	7	0-1	.000	0-0	.000	0-0	.000	0-0	0	3	0	1	0	0	0

• Games started



Hutt's Career Highs

Points	8 at Drexel (1/15/05)
Field Goals	3 at Hofstra (1/24/04)
Field Goal Attempts	7 at Hofstra (1/24/04)
Three-Point Field Goals	None
Three-Point Field Goal Attempts	None
Free Throws	6 at Drexel (1/15/05)
Free Throw Attempts	8 at Drexel (1/15/05)
Rebounds	9 vs. St. Francis (NY) (1/28/03)
Assists	3, Old Dominion (1/26/04)
Steals	2, three times, most recently at George Mason (1/29/05)
Blocked Shots	5, Towson (2/18/04) 5 at Drexel (2/7/04)
Minutes	24, Towson (2/18/04) 24 at Radford (11/24/04)



#00 Nate Loehrke

6-10 • 250 • Senior • C • Kalamazoo, MI (Mattawan)

Ranks 15th in school history with 34 career blocked shots and 14th with 0.52 blocks per game.

Junior Season (2004-05)

Played in 27 games with three starts ... Tied with two others for team lead with 17 blocked shots ... Ranked 14th in the CAA with 0.63 blocked shots per game ... Scored 131 points and was fourth on the team with 79 rebounds ... Career-high 21 points on 9-13 shooting in 25 minutes against Old Dominion (Feb. 19) ... Also had four rebounds and a career-high four assists in that game ... Pulled down a career-high nine rebounds and had 10 points against Virginia Tech (Nov. 28) ... Scored 16 points and had five rebounds in just 13 minutes at No. 4 North Carolina (Jan. 2) ... Six points and seven rebounds against Drexel (Feb. 2) ... Nine points and five rebounds at UNC Wilmington (Feb. 9) ... Started against ODU in the quarterfinals of the CAA Tournament (March 5), scoring six points with four rebounds.

Sophomore Season (2003-04)

Played in 24 games and started 10 of last 11 ... Scored 94 points and had 62 rebounds, while shooting .506 from the field ... 10 points, six rebounds and two assists in 21 minutes off the bench against Virginia Commonwealth (Feb. 28) ... Five points, two rebounds, two blocks and a career-high three assists vs. Delaware (Feb. 11) ... Career-high seven rebounds at George Mason (Jan. 31) ... Earned first career start against Old Dominion (Jan. 26) and made the most of it with a career-high 14 points, along with five rebounds and two assists in 27 minutes ... 10 points on 5-6 shooting at Delaware (Jan. 21) ... Eight points to go with four rebounds against George Mason (Jan. 10) ... Set or tied career-highs in points (7), rebounds (5), assists (2), blocked shots (2) and minutes (16) at UNCW (Jan. 7).

Freshman Season (2002-03)

Played in 14 games with 19 points and 18 rebounds ... Scored his first career point and pulled down his first career rebound against Towson (Jan. 4) ... Also scored a season-best five points vs. the Tigers, shooting 3-4 from the free throw line ... Had a season-high four rebounds against Delaware (Feb. 1) ... At East Carolina (Nov. 30) made a steal and passed down the court to Taylor Mokris for an assist in his first career game.

High School Career

Four-time letterwinner for coach Dan Hoff at Mattawan High School ... Averaged 18 points, 10 rebounds and four blocks as a senior ... Mattawan's all-time leader in

rebounding and blocked shots ... Second leading all-time scorer ... Three-time all-state pick ... Twice an academic all-state selection ... National Honor Society ... Named Senior of the Year at Mattawan High School.

Personal

Full name is Nathaniel Eric Loehrke ... Son of Mark Loehrke and Judy Johnson ... Born November 20, 1982 in Kalamazoo, Michigan ... Involved with FCA and WCWM Radio ... *Flat Hat* graphics editor and cartoonist ... Vice president of printmaking group ... Majoring in art/film.

Off the Court

Nicknames

Animal, Buckets

Most prized possession

my mind

Favorite pro sports team

Detroit Pistons

Favorite cartoon growing up

The Real Ghostbusters

Favorite sports movie

Pumping Iron

Last good book I read

Blankets by Craig Thompson

Worst fear

failure

When I was younger, I wanted to be

a superhero

Greatest basketball memory

Going 39-3 last two years of high school under coach Dan Hoff

Favorite class at W&M

life drawing

Favorite album

Dookie - Green Day

Favorite road arena

Dean Smith Center

Best basketball player I've ever faced

Ryan Rowekamp



Loehrke's Career Statistics

Season	G-GS	Min-Avg	FG-A	Pct	3FG-A	Pct	FT-A	Pct	OR-DR	Reb-Avg	PF-FO	A	TO	Blk	St	Pts-Avg
2002-03	14-0	68-4.9	5-18	.278	0-0	.000	9-13	.692	5-13	18-1.3	16-0	3	6	4	1	19-1.4
2003-04	24-10	287-12.0	42-83	.506	0-0	.000	10-14	.714	18-44	62-2.6	52-2	16	20	13	2	94-3.9
2004-05	27-3	333-12.3	52-107	.486	0-0	.000	27-38	.711	20-59	79-2.9	39-0	20	30	17	2	131-4.9
Career	65-13	688-10.6	99-208	.476	0-0	.000	46-65	.708	43-116	159-2.4	107-2	39	56	34	5	244-3.8

Loehrke's CAA Statistics

Season	G-GS	Min-Avg	FG-A	Pct	3FG-A	Pct	FT-A	Pct	OR-DR	Reb-Avg	PF-FO	A	TO	Blk	St	Pts-Avg
2002-03	13-0	67-5.2	5-18	.278	0-0	.000	9-13	.692	5-13	18-1.4	16-0	2	6	4	0	19-1.5
2003-04	16-9	220-13.8	37-71	.521	0-0	.000	10-13	.769	14-32	46-2.9	33-1	13	14	9	1	84-5.3
2004-05	16-1	187-11.7	30-58	.517	0-0	.000	15-22	.682	9-35	44-2.8	24-0	14	15	8	2	75-4.7
Career	45-10	474-10.5	72-147	.490	0-0	.000	34-48	.708	28-80	108-2.4	73-1	29	35	21	3	178-4.0



Loehrke's Career Highs

Points	21, Old Dominion (2/19/05).
Field Goals	9, Old Dominion (2/19/05).
Field Goal Attempts	13, Old Dominion (2/19/05).
Three-Point Field Goals	None
Three-Point Field Goal Attempts	None
Free Throws	4, three times, most recently at Drexel (1/15/05).
Free Throw Attempts	6 at Drexel (1/15/05).
Rebounds	9, Virginia Tech (11/28/04).
Assists	4, Old Dominion (2/19/05).
Steals	1, five times, most recently at Virginia Commonwealth (2/23/05).
Blocked Shots	2, nine times, most recently at Towson (2/26/05).
Minutes	27, Old Dominion (1/26/04).

Loehrke's 2004-05 Game-by-Game Statistics (Junior)

Date	Opponent	Min	FG-A	Pct	3FG-A	Pct	FT-A	Pct	O-D	Tot	PF	A	TO	B	S	Pts
N19	Hartford	11	1-4	.250	0-0	.000	2-4	.500	1-1	2	2	1	1	0	0	4
N20	Radford	4	0-1	.000	0-0	.000	0-0	.000	0-0	0	1	0	0	1	0	2
N23	at Campbell	11	1-2	.500	0-0	.000	1-2	.500	1-2	3	1	0	1	2	0	3
N28	Virginia Tech	18	4-8	.500	0-0	.000	2-2	1.000	4-5	9	1	0	1	0	0	10
D1	• Longwood	14	2-2	1.000	0-0	.000	0-0	.000	1-3	4	1	3	1	2	0	4
D4	• at ODU	20	2-5	.400	0-0	.000	0-0	.000	1-5	6	4	3	0	2	0	4
D20	at UNCG	10	2-4	.500	0-0	.000	0-0	.000	0-0	0	0	0	1	1	0	4
D22	at Kentucky	11	1-5	.200	0-0	.000	0-0	.000	0-0	0	1	0	2	0	0	2
D30	Hampton	6	0-1	.000	0-0	.000	0-0	.000	0-0	0	2	0	5	1	0	0
J2	at UNC	13	6-8	.750	0-0	.000	4-4	1.000	2-3	5	3	1	0	0	0	16
J5	Hofstra	12	2-4	.500	0-0	.000	1-2	.500	0-2	2	0	1	2	1	0	5
J8	Delaware							DNP								
J12	at JMU	10	1-1	1.000	0-0	.000	0-0	.000	0-0	0	1	0	0	0	1	2
J15	at Drexel	3	0-1	.000	0-0	.000	4-6	.667	0-0	0	0	0	0	0	0	4
J19	UNCW	15	2-6	.333	0-0	.000	0-0	.000	0-2	2	1	0	0	1	0	4
J22	VCU	1	0-0	.000	0-0	.000	0-0	.000	0-0	0	0	0	0	0	0	0
J26	Towson							DNP								
J29	at GMU	6	0-1	.000	0-0	.000	2-2	1.000	1-1	2	0	0	0	0	0	2
J31	at Hofstra	6	0-2	.000	0-0	.000	2-2	1.000	0-2	2	0	1	0	2	0	2
F2	Drexel	13	3-5	.600	0-0	.000	0-0	.000	2-5	7	1	1	2	0	0	6
F5	at Delaware	4	0-0	.000	0-0	.000	0-0	.000	0-1	1	0	0	2	0	0	0
F9	at UNCW	17	4-4	1.000	0-0	.000	1-1	1.000	1-4	5	4	1	2	0	0	9
F12	GMU	7	0-1	.000	0-0	.000	0-0	.000	0-0	0	1	0	1	0	0	0
F16	JMU	12	3-4	.750	0-0	.000	0-0	.000	2-3	5	4	1	1	0	0	6
F19	ODU	25	9-13	.692	0-0	.000	3-5	.600	1-3	4	3	4	1	0	0	21
F23	at VCU	18	2-7	.286	0-0	.000	1-2	.500	0-3	3	2	0	3	0	1	5
F26	at Towson	18	2-4	.500	0-0	.000	1-2	.500	1-4	5	3	2	1	2	0	5
M4	v. JMU (CAA)	26	2-5	.400	0-0	.000	3-4	.750	2-6	8	2	1	0	1	0	7
M5	• v. ODU (CAA)	22	3-9	.333	0-0	.000	0-0	.000	0-4	4	1	0	3	1	0	6

Loehrke's 2003-04 Game-by-Game Statistics (Sophomore)

Date	Opponent	Min	FG-A	Pct	3FG-A	Pct	FT-A	Pct	O-D	Tot	PF	A	TO	B	S	Pts
N23	Liberty	1	0-0	.000	0-0	.000	0-0	.000	0-0	0	0	0	0	0	0	0
N24	at Radford							DNP								
N28	v. St. Francis	3	0-1	.000	0-0	.000	0-0	.000	0-0	0	0	0	1	0	0	0
N29	at Geo. Wash.	3	0-0	.000	0-0	.000	0-0	.000	0-0	0	1	0	1	0	0	0
D4	UNCW							DNP								
D6	at VCU	2	0-0	.000	0-0	.000	0-0	.000	0-1	1	1	0	0	0	0	0
D19	Hampton							DNP								
D23	at VA Tech	16	1-1	1.000	0-0	.000	0-1	.000	1-3	4	3	0	2	2	0	2
D30	Campbell	6	1-1	1.000	0-0	.000	0-0	.000	1-3	4	4	1	1	0	0	2
J3	at Pittsburgh	7	1-2	.500	0-0	.000	0-0	.000	0-1	1	3	1	0	0	0	2
J5	at Virginia	14	1-4	.250	0-0	.000	0-0	.000	1-0	1	5	1	0	1	0	2
J7	at UNCW	16	3-5	.600	0-0	.000	1-2	.500	1-4	5	1	2	1	2	0	7
J10	GMU	14	4-5	.800	0-0	.000	0-0	.000	2-2	4	3	1	0	0	0	8
J14	at Towson	11	0-2	.000	0-0	.000	2-2	1.000	0-2	2	1	0	0	0	0	2
J17	Drexel	8	2-4	.500	0-0	.000	0-0	.000	0-0	0	2	1	0	0	0	4
J21	at Delaware	19	5-6	.833	0-0	.000	0-0	.000	1-1	2	2	0	1	1	0	10
J24	at Hofstra							DNP								
J26	• ODU	27	5-8	.625	0-0	.000	4-5	.800	0-5	5	5	2	3	0	1	14
J28	• at JMU	14	3-3	1.000	0-0	.000	0-0	.000	1-1	2	4	0	3	1	0	6
J31	• at GMU	20	1-8	.125	0-0	.000	0-0	.000	2-5	7	2	0	0	1	0	2
F4	• JMU	13	2-6	.333	0-0	.000	0-0	.000	2-1	3	2	0	2	1	0	4
F7	• at Drexel	3	0-1	.000	0-0	.000	0-0	.000	0-0	0	0	0	0	0	0	0
F11	• Delaware	16	2-5	.400	0-0	.000	1-2	.500	0-2	2	3	3	2	2	0	5
F14	• Hofstra	13	2-4	.500	0-0	.000	0-0	.000	0-0	0	1	0	2	1	0	4
F18	• Towson	8	2-5	.400	0-0	.000	0-0	.000	2-1	3	0	1	0	0	0	4
F25	• at ODU	15	2-2	1.000	0-0	.000	0-0	.000	2-2	4	3	1	0	0	0	4
F28	VCU	21	4-7	.571	0-0	.000	2-2	1.000	1-5	6	3	2	0	0	0	10
M5	• v. Towson	17	1-3	.333	0-0	.000	0-0	.000	1-5	6	3	0	1	1	0	2

Loehrke's 2002-03 Game-by-Game Statistics (Redshirt-Freshman)

Date	Opponent	Min	FG-A	Pct	3FG-A	Pct	FT-A	Pct	O-D	Tot	PF	A	TO	B	S	Pts
N22	Fordham							DNP								
N24	Radford							DNP								
N26	at Liberty							DNP								
N30	at East Carolina	1	0-0	.000	0-0	.000	0-0	.000	0-0	0	0	1	0	0	1	0
D7	Virginia Tech							DNP								
D22	Morgan State							DNP								
D30	at Campbell							DNP								
J2	Char. Southern							DNP								
J4	Towson	13	1-3	.333	0-0	.000	3-4	.750	0-3	3	4	0	1	0	0	5
J8	Delaware	5	2-4	.500	0-0	.000	0-0	.000	2-1	3	2	1	1	1	0	4
J11	at Old Dominion	2	0-0	.000	0-0	.000	0-0	.000	0-1	1	1	0	0	0	0	0
J15	at Drexel	2	0-0	.000	0-0	.000	3-4	.750	0-1	1	0	0	0	0	0	3
J18	VCU	2	0-1	.000	0-0	.000	0-0	.000	1-0	1	0	0	1	0	0	0
J22	Hofstra	5	0-3	.000	0-0	.000	0-0	.000	1-0	1	0	0	0	0	0	0
J25	at George Mason	1	0-0	.000	0-0	.000	0-0	.000	0-0	0	0	0	0	0	0	0
J29	at James Madison	4	1-1	1.000	0-0	.000	0-0	.000	0-0	0	0	1	0	0	0	2
F1	at Delaware	12	0-2	.000	0-0	.000	1-2	.500	1-3	4	3	0	2	0	0	1
F3	at Hampton							DNP								
F5	Old Dominion	3	0-0	.000	0-0	.000	2-2	1.000	0-0	0	4	0	1	2	0	2
F8	at Hofstra							DNP								
F12	at Towson							DNP								
F15	George Mason							DNP								
F19	at VCU	8	1-2	.500	0-0	.000	0-1	.000	0-1	1	1	0	0	0	0	2
F22	Drexel	5	0-0	.000	0-0	.000	0-0	.000	0-1	1	1	0	0	0	0	0
F24	UNCW	8	0-1	.000	0-0	.000	0-0	.000	0-2	2	0	0	0	1	0	0
M1	James Madison							DNP								
M3	at UNCW							DNP								
M7	v. Hofstra (CAA)							DNP								

• Games started



#22 Taylor Mokris

6-6 • 220 • Senior • G • Charlotte, NC (Providence Day)

Junior Season (2004-05)

Played in 27 games with three starts ... Scored 98 points and had 61 rebounds ... Led all scorers with 17 points and had a career-high nine rebounds at Towson (Feb. 26) in final game of the regular season ... Scored seven points and had seven rebounds against Old Dominion (March 5) in the CAA Tournament ... Eight points and six rebounds against George Mason (Feb. 12) ... Six points on 6-6 shooting from the foul line and also added three rebounds in season opener against Hartford (Nov. 19).

Sophomore Season (2003-04)

Played in all 28 games with nine starts ... Second-highest returning scorer with 7.9 points per game and shot .780 (39-50) from the free throw line to lead the team ... Scored in double figures seven times ... 14 points, including 3-3 shooting from the three-point line, and four rebounds in just 12 minutes at Old Dominion (Feb. 25) ... Six points, two rebounds and a steal against Towson (Feb. 18) ... 15 points on 5-6 shooting from the three-point line with four rebounds against Delaware (Feb. 11) ... 12 points and three rebounds at James Madison (Jan. 28) ... 13 points and four rebounds at Towson (Jan. 14) ... 17 points and five rebounds against George Mason (Jan. 10) ... Nine points and seven rebounds at UNCW (Jan. 7) ... Sparked a Tribe run to open the second half against Campbell (Dec. 30) with three pointers on the first two possessions, ending the game with nine points, four rebounds and a career-high four steals ... 16 points and six rebounds against Hampton (Dec. 19) in his first start of the season ... Set a number of career highs including points (19) and rebounds (7) against Liberty (Nov. 23).

Freshman Season (2002-03)

Played in 25 games, including eight starts ... Scored 106 points and had 55 rebounds ... Named CAA Rookie of the Week on Feb. 24 after a pair of games in which he averaged 10.5 points and shot .615 from the field ... Season-high 15 points on 6-7 shooting vs. UNC Wilmington (Feb. 24) ... Scored 11 points against Drexel (Feb. 22) and had 10 points at Virginia Commonwealth (Feb. 19) ... Season-high six rebounds to go with six points vs. Old Dominion (Feb. 5).


High School Career

Two-time all-state selection ... Three-time all-conference and All-Mecklenburg County selection ... Set school record with more than 1,800 points in

his career, averaging 24 points, eight rebounds and four assists per game ... Set Mecklenburg County record with 53 points in a single game ... Participated on 16-and-under national champion Charlotte Royals AAU team ... Also played one year of football at quarterback.

Personal

Full name is Taylor Michael Mokris ... Son of Dr. Jeffrey and Marylee Mokris ... Hobbies include country music, poker, golf and the stock market ... Majoring in finance ... Founding member of W&M Finance Academy ... Member of Wayne Gibbs Accounting Society, College Republicans and FCA ... Born October 31, 1983 in Charlotte, North Carolina.



Off the Court

Favorite restaurant

Manzettis (Charlotte, NC)

Favorite pro sports team

Carolina Panthers

Favorite sports movie

Hoosiers

Favorite TV shows

Sportscenter and Mad Money

Last good book I read

Intelligent Investor by Benjamin Graham

People would be surprised to know

I am adopted

Craziest ambition

become a country music star

When I was younger, I wanted to be

a Marine

Favorite class at W&M

corporate finance

Favorite album

Everywhere - Tim McGraw

Best basketball player I've faced

Baron Davis

Who would play you in a movie about your life

Will Ferrell

Favorite magazine

Sports Illustrated

Mokris' Career Statistics

Season	G-GS	Min-Avg	FG-A	Pct	3FG-A	Pct	FT-A	Pct	OR-DR	Reb-Avg	PF-FO	A	TO	Blk	St	Pts-Avg
2002-03	25-8	407-16.3	37-86	.430	6-33	.182	26-35	.743	11-44	55-2.2	30-0	22	21	1	11	106-4.2
2003-04	28-9	610-21.8	75-169	.444	31-83	.373	39-50	.780	24-67	91-3.3	55-1	25	43	2	19	220-7.9
2004-05	27-3	297-11.0	33-72	.458	11-34	.324	21-32	.656	18-43	61-2.3	35-0	18	23	2	8	98-3.6
Career	80-20	1314-16.4	145-327	.443	48-150	.320	86-117	.735	53-154	207-2.6	120-1	65	87	5	38	424-5.3

Mokris' CAA Statistics

Season	G-GS	Min-Avg	FG-A	Pct	3FG-A	Pct	FT-A	Pct	OR-DR	Reb-Avg	PF-FO	A	TO	Blk	St	Pts-Avg
2002-03	17-4	284-16.7	30-65	.462	5-23	.217	15-18	.833	8-30	38-2.2	17-0	14	15	0	7	80-4.7
2003-04	18-4	375-20.8	46-106	.434	21-54	.389	28-35	.800	12-40	52-2.9	30-0	17	25	1	10	141-7.8
2004-05	16-1	153-9.6	19-36	.528	4-12	.333	14-19	.737	11-22	33-2.1	18-0	16	10	1	3	56-3.5
Career	51-9	812-15.9	95-207	.459	30-89	.337	57-72	.792	31-92	123-2.4	65-0	47	50	2	20	277-5.4



Mokris' Career Highs

Points	19, Liberty (11/23/03).
Field Goals	8, Liberty (11/23/03).
Field Goal Attempts	14, Hampton (12/19/03).
Three-Point Field Goals	5, Delaware (2/11/04).
Three-Point Field Goal Attempts	7, George Mason (1/10/04).
Free Throws	7 at Towson (2/26/05) 7, George Mason (1/10/04).
Free Throw Attempts	9, George Mason (1/10/04).
Rebounds	9 at Towson (2/26/05).
Assists	4 at Virginia Commonwealth (2/23/05).
Steals	4, Campbell (12/30/03).
Blocked Shots	1, four times, most recently at Towson (2/26/05).
Minutes	34, George Mason (1/10/04) 34, Hampton (12/19/03).

Mokris' 2004-05 Game-by-Game Statistics (Junior)

Date	Opponent	Min	FG-A	Pct	3FG-A	Pct	FT-A	Pct	O-D	Tot	PF	A	TO	B	S	Pts
N19	Hartford	11	0-0	.000	0-0	.000	6-6	1.000	1-2	3	0	0	0	0	1	6
N20	Radford	12	3-6	.500	3-4	.750	0-1	.000	1-1	2	3	0	0	0	0	9
N23	at Campbell	15	1-4	.250	1-4	.250	0-1	.000	0-2	2	3	0	1	0	0	3
N28	Virginia Tech	12	1-2	.500	0-1	.000	0-0	.000	0-3	3	0	0	2	0	0	2
D1	Longwood	2	0-1	.000	0-0	.000	0-0	.000	0-1	1	0	0	0	0	0	1
D4	at ODU	5	0-1	.000	0-1	.000	2-2	1.000	1-0	1	1	1	1	0	0	2
D20	at UNCG	3	0-1	.000	0-1	.000	0-2	.000	0-0	0	1	0	0	0	0	0
D22	at Kentucky	10	3-4	.750	0-1	.000	1-2	.500	2-0	2	1	1	2	0	0	7
D30	Hampton	18	1-3	.333	1-3	.333	0-0	.000	0-3	3	2	0	2	1	1	3
J2	at UNC	9	0-3	.000	0-3	.000	0-0	.000	1-1	2	2	1	2	0	0	0
J5	Hofstra	8	0-1	.000	0-0	.000	0-0	.000	1-1	2	0	0	0	0	1	0
J8	Delaware															
J12	at JMU															
J15	at Drexel	4	1-1	1.000	0-0	.000	0-0	.000	1-0	1	0	0	0	0	0	2
J19	UNCW	9	1-1	1.000	0-0	.000	0-1	.000	0-2	2	1	3	1	0	0	2
J22	VCU	2	0-1	.000	0-1	.000	1-2	.500	1-0	1	0	0	0	0	0	1
J26	Towson	8	1-1	1.000	1-1	1.000	0-0	.000	1-1	2	3	1	0	0	0	3
J29	at GMU	7	0-1	.000	0-0	.000	4-4	1.000	0-1	1	1	2	2	0	1	4
J31	at Hofstra	11	2-5	.400	0-1	.000	0-0	.000	0-2	2	2	0	1	0	0	4
F2	Drexel	2	0-0	.000	0-0	.000	0-0	.000	0-2	21	0	0	0	0	0	0
F5	at Delaware	11	1-1	1.000	0-0	.000	0-0	.000	0-0	0	0	0	0	0	0	2
F9	at UNCW	16	4-4	1.000	0-0	.000	0-1	.000	1-2	3	1	1	0	0	0	8
F12	GMU	19	3-6	.500	2-4	.500	0-2	.000	3-3	6	2	1	1	0	1	8
F16	JMU	8	0-1	.000	0-0	.000	0-0	.000	0-0	0	0	1	1	0	0	0
F19	ODU	3	0-0	.000	0-0	.000	0-0	.000	0-0	0	2	0	1	0	0	0
F23	at VCU	14	1-3	.333	1-3	.333	0-0	.000	0-1	1	2	4	0	0	0	3
F26	at Towson	26	5-9	.556	0-1	.000	7-7	1.000	2-7	9	2	2	2	1	0	17
M4	v. JMU (CAA)	25	2-6	.333	1-3	.333	0-0	.000	0-3	3	3	0	2	0	2	5
M5	v. ODU (CAA)	27	3-6	.500	1-2	.500	0-1	.000	2-5	7	2	0	2	0	0	7

Mokris' 2003-04 Game-by-Game Statistics (Sophomore)

Date	Opponent	Min	FG-A	Pct	3FG-A	Pct	FT-A	Pct	O-D	Tot	PF	A	TO	B	S	Pts
N23	Liberty	28	8-11	.727	3-4	.750	0-0	.000	2-5	7	0	2	1	0	0	19
N24	at Radford	25	2-8	.250	1-5	.200	4-4	1.000	1-3	4	3	2	0	0	1	9
N28	v. St. Francis	18	2-4	.500	0-2	.000	0-0	.000	1-4	5	3	1	4	0	1	4
N29	at Geo. Wash.	17	1-5	.200	1-3	.333	2-2	1.000	0-3	3	2	0	2	0	1	5
D4	UNCW	20	2-4	.500	1-3	.333	0-0	.000	0-2	2	1	1	2	0	0	5
D6	at VCU	20	3-5	.600	1-2	.500	0-0	.000	0-1	1	2	2	2	0	2	7
D19	Hampton	34	7-14	.500	1-4	.250	1-2	.500	1-5	6	5	0	4	0	2	16
D23	at VA Tech	27	2-7	.286	1-4	.250	3-3	1.000	1-3	4	2	0	3	0	0	8
D30	Campbell	28	3-6	.500	2-4	.500	1-3	.333	2-2	4	4	2	2	0	4	9
J3	at Pittsburgh	15	1-1	1.000	0-0	.000	0-1	.000	0-0	0	3	1	0	0	0	2
J5	at Virginia	25	2-4	.500	0-2	.000	0-0	.000	3-1	4	2	0	1	0	0	4
J7	at UNCW	33	2-7	.286	1-4	.250	4-6	.667	3-4	7	3	1	3	0	0	9
J10	GMU	34	4-12	.333	2-7	.286	7-9	.778	2-3	5	2	1	3	0	1	17
J14	at Towson	24	5-10	.500	0-2	.000	3-3	1.000	1-3	4	2	1	0	0	1	13
J17	Drexel	22	2-3	.667	0-0	.000	3-5	.600	1-0	1	1	1	2	0	1	7
J21	at Delaware	18	2-4	.500	0-1	.000	0-0	.000	2-1	3	2	1	2	1	0	4
J24	at Hofstra	19	2-6	.333	1-3	.333	2-2	1.000	0-0	0	2	2	1	0	2	7
J26	ODU	19	2-5	.400	1-3	.333	1-1	1.000	0-1	1	0	2	1	0	0	6
J28	at JMU	20	5-10	.500	2-4	.500	0-0	.000	1-2	3	2	0	1	0	0	12
J31	at GMU	18	2-4	.500	0-2	.000	0-0	.000	0-2	2	1	0	1	0	0	4
F4	JMU	28	2-6	.333	2-3	.667	0-0	.000	0-3	3	1	2	0	0	0	6
F7	at Drexel	9	0-3	.000	0-2	.000	0-0	.000	0-2	2	0	1	1	0	0	0
F11	Delaware	26	5-7	.714	5-6	.833	0-0	.000	1-3	4	2	0	1	0	1	15
F14	Hofstra	23	2-7	.286	1-6	.167	2-2	1.000	0-5	5	4	1	2	0	0	7
F18	Towson	16	1-3	.333	1-2	.500	3-4	.750	0-2	2	2	0	1	0	1	6
F25	at ODU	12	4-7	.571	3-3	1.000	3-3	1.000	0-4	4	2	1	1	0	1	14
F28	VCU	14	1-3	.333	0-1	.000	0-0	.000	1-2	3	1	0	1	0	0	2
M5	v. Towson (CAA)	18	1-3	.333	1-1	1.000	0-0	.000	1-1	2	1	0	1	1	0	3

Mokris' 2002-03 Game-by-Game Statistics (Freshman)

Date	Opponent	Min	FG-A	Pct	3FG-A	Pct	FT-A	Pct	O-D	Tot	PF	A	TO	B	S	Pts
N22	Fordham	7	0-0	.000	0-0	.000	0-2	.000	1-0	1	2	2	1	0	0	0
N24	Radford	21	1-3	.333	1-3	.333	3-3	1.000	2-1	3	2	1	1	1	1	6
N26	Liberty	30	2-7	.286	0-3	.000	4-7	.571	0-3	3	1	2	1	0	0	8
N30	East Carolina	23	3-5	.600	0-0	.000	0-0	.000	0-3	3	3	0	1	0	0	6
D7	Virginia Tech	12	0-3	.000	0-0	.000	2-2	1.000	0-3	3	3	1	1	0	2	2
D22	Morgan State															
D30	Campbell	2	0-0	.000	0-0	.000	0-0	.000	0-0	0	0	0	0	0	0	0
J2	Char. Southern															
J4	Towson	13	0-3	.000	0-1	.000	2-2	1.000	0-3	3	0	2	1	0	0	2
J8	Delaware															
J11	Old Dominion	7	0-0	.000	0-0	.000	0-0	.000	0-1	1	1	0	0	0	0	0
J15	Drexel	6	1-3	.333	0-0	.000	0-0	.000	0-2	2	1	0	0	0	0	2
J18	VCU	9	1-1	1.000	1-1	1.000	0-0	.000	0-0	0	0	1	0	0	0	3
J22	Hofstra	13	1-6	.167	1-2	.500	0-0	.000	1-1	2	2	1	1	0	1	3
J25	George Mason	1	0-0	.000	0-0	.000	0-0	.000	0-0	0	0	0	0	0	0	0
J29	James Madison	26	3-4	.750	1-2	.500	0-0	.000	0-2	2	1	1	0	0	1	7
F1	Delaware	24	1-5	.200	0-3	.000	0-0	.000	0-2	2	0	1	2	0	0	2
F3	Hampton	7	0-1	.000	0-1	.000	0-0	.000	0-3	3	0	0	0	0	0	0
F5	Old Dominion	30	3-6	.500	0-2	.000	0-0	.000	2-4	6	2	2	1	0	0	6
F8	Hofstra	11	0-1	.000	0-1	.000	0-0	.000	0-1	1	2	0	1	0	0	0
F12	Towson	17	2-3	.667	0-0	.000	2-3	.667	1-3	4	1	0	0	0	1	6
F15	George Mason	11	1-2	.500	0-0	.000	1-2	.500	1-1	2	0	0	2	0	0	3
F19	VCU	12	3-4	.750	0-1	.000	4-4	1.000	0-2	2	4	0	1	0	1	10
F22	Drexel	23	5-9	.556	1-3	.333	0-0	.000	2-1	3	0	2	0	0	1	11
F24	UNCW	30	6-7	.857	1-2	.500	2-2	1.000	0-3	3	2	2	2	0	0	15
M1	James Madison	27	1-6	.167	0-3	.000	4-5	.800	1-2	3	0	2	1	0	1	6
M3	UNCW	24	2-5	.400	0-2	.000	0-0	.000	0-2	2	0	1	2	0	1	4
M7	v. Hofstra (CAA)	21	1-2	.500	0-1	.000	2-3	.667	0-1	1	2	2	1	0	1	4

• Games started



#21 Hawley Smith

6-5 • 225 • Senior • F • Jacksonville, FL (The Bolles School)

Team co-captain for second straight season ... Transferred to William and Mary from Temple in the summer of 2003.

Junior Season (2004-05)

Played in all 29 games with 28 starts ... Ended the season third on the team in scoring with 8.0 points per game, second with 5.6 rebounds per game and third with 29 steals ... Made 36.1 percent of his three-point field goal attempts (13-36) ... Named to the W&M Tip-Off Classic All-Tournament team ... Scored 19 points and had six rebounds and three steals in the first game of the tournament against Hartford (Nov. 19) ... Scored 15 points with five points and three steals against Radford (Nov. 20) in the championship game ... First career double-double with 10 points and 11 rebounds, along with three more steals against Virginia Tech (Nov. 28) ... Career-high 20 points against Hofstra (Jan. 5) ... Tied career-high with 11 rebounds, also adding eight points, four assists and three steals against George Mason (Feb. 12) ... Scored 16 points with seven rebounds against Longwood (Dec. 1) ... Scored 12 points at No. 4 North Carolina (Jan. 2) ... Six points and nine rebounds against Virginia Commonwealth (Jan. 22) ... Scored 10 points and had seven rebounds at Delaware (Feb. 5).

Sophomore Season (2002-03 at Temple)

Played in 31 games, scoring 60 points with 63 rebounds ... Atlantic 10 All-Academic Team ... Temple Sixth Man Award and Owl Club Academic Award ... Started against Drexel in the first round of the NIT (March 18), scoring four points with two rebounds ... Season-high 10 points on 4-5 shooting to go with seven rebounds at Fordham (Feb. 23).

Freshman Season (2001-02 at Temple)


Played in 31 games, with 38 points and 25 rebounds ... Temple Sixth Man Award and Owl Club Academic Award ... 12 points on 4-6 shooting, including 3-3 from the three-point line, against Fordham (Jan. 30) ... Five points, three rebounds and three assists against Syracuse (March 28) in the NIT consolation game ... Five points vs. Villanova in the quarterfinals of the NIT (March 22).

High School Career

Played for coach Bob Rhodin ... Named AAA Player of the Year and MVP in all classifications in the Northeastern Region by the Florida Coaches Association ... Averaged 16.5 points, 10.0 rebounds and 4.0 assists, while shooting 56 percent from three-point range as a senior ... Played in the FHSAA state all-star game ... Also ran track and played baseball.

Personal

Full name is Vernon Hawley Smith, III ... Son of Vernon, Jr. and Emily Smith ... Born March 4, 1983 in Jacksonville, Florida ... Participates in Young Life and FCA ... Enjoys hunting, fishing, paintball and water sports ... Majoring in finance with a minor in economics..



Off the Court

Nickname
Smeeve

Most prized possession
my Bible

Favorite restaurant
Sakura Japanese Steakhouse (Jacksonville, FL)

Favorite pro sports teams
Jacksonville Jaguars and Atlanta Braves

Favorite cartoon growing up
Thundercats

Favorite sports movie
Field of Dreams

Last good book I read
Seizing Your Divine Moment by Erwin McManus

Craziest ambition
own a tiger

When I was younger I wanted to be
a firefighter

Favorite album
Joshua Tree - U2

Favorite road arena I've played in
United Center

Best basketball player I've faced
Amare Stoudemire

Reason I came to W&M
Coach Shaver

Smith's Career Statistics

Season	G-GS	Min-Avg	FG-A	Pct	3FG-A	Pct	FT-A	Pct	OR-DR	Reb-Avg	PF-FO	A	TO	Blk	St	Pts-Avg
* 2001-02	31-0	189-6.1	15-34	.441	7-18	.389	1-1	1.000	10-15	25-0.8	10-0	7	7	0	2	38-1.2
* 2002-03	31-1	328-10.6	19-57	.333	6-27	.222	16-31	.516	30-33	63-2.0	38-0	18	10	4	11	60-1.9
2004-05	29-28	782-27.0	72-169	.426	13-36	.361	76-101	.752	57-105	162-5.6	84-4	33	48	9	29	233-8.0
Career	62-1	517-8.3	34-91	.374	13-45	.289	17-32	.531	40-48	88-1.4	48-0	25	17	4	13	98-1.6

Smith's CAA Statistics

Season	G-GS	Min-Avg	FG-A	Pct	3FG-A	Pct	FT-A	Pct	OR-DR	Reb-Avg	PF-FO	A	TO	Blk	St	Pts-Avg
2004-05	18-17	486-27.0	36-98	.367	6-19	.316	37-48	.771	39-63	102-5.7	50-3	20	34	5	14	115-6.4

* Smith was at Temple for the 2001-02 and 2002-03 seasons



Smith's Career Highs

Points	20, Hofstra (1/5/05)
Field Goals	6, Hofstra (1/5/05)
Field Goal Attempts	12, Virginia Tech (11/28/04)
Three-Point Field Goals	3, Fordham (1/30/02) *
Three-Point Field Goal Attempts	4 vs. Syracuse (3/28/02) *
Free Throws	9, Hartford (11/19/04)
Free Throw Attempts	11, Hartford (11/19/04)
Rebounds	11, George Mason (2/12/05) Virginia Tech (11/28/04)
Assists	4, George Mason (2/12/05)
Steals	3, seven times, most recently James Madison (2/16/05)
Blocked Shots	2, James Madison (2/16/05) at UNC Greensboro (12/20/04)
Minutes	36, Virginia Commonwealth (1/22/05)

* set at Temple

Smith's 2004-05 Game-by-Game Statistics (Junior)

Date	Opponent	Min	FG-A	Pct	3FG-A	Pct	FT-A	Pct	O-D	Tot	PF	A	TO	B	S	Pts
N19	• Hartford	29	4-6	.667	2-2	1.000	9-11	.818	3-3	6	2	1	3	0	3	19
N20	• Radford	33	4-6	.667	1-2	.500	6-6	1.000	1-4	5	3	1	1	0	3	15
N23	• at Campbell	28	4-5	.800	0-1	.000	3-3	1.000	1-2	3	2	2	1	0	0	11
N28	• Virginia Tech	33	3-12	.250	0-3	.000	4-6	.667	2-9	11	2	0	0	0	3	10
D1	• Longwood	25	5-9	.556	1-3	.333	5-6	.833	2-5	7	2	2	1	0	3	16
D4	• at ODU	31	2-4	.500	1-2	.500	0-1	.000	2-3	5	3	1	0	0	0	5
D20	• at UNC	28	3-6	.500	0-0	.000	4-5	.800	2-3	5	4	0	0	2	0	10
D22	• at Kentucky	19	1-3	.333	1-1	1.000	1-2	.500	0-5	5	4	2	3	1	0	4
D30	• Hampton	28	6-8	.750	1-1	1.000	0-0	.000	0-4	4	4	1	2	0	1	13
J2	• at UNC	27	5-8	.625	1-2	.500	1-2	.500	0-1	1	3	2	2	0	1	12
J5	• Hofstra	32	6-9	.667	2-3	.667	6-6	1.000	2-2	4	3	1	2	0	2	20
J8	• Delaware	33	2-9	.222	0-2	.000	5-7	.714	0-3	3	5	2	3	0	0	9
J12	• at JMU	25	0-4	.000	0-1	.000	2-4	.500	3-1	4	4	1	2	0	1	2
J15	• at Drexel	23	2-6	.333	1-1	1.000	2-3	.667	3-3	6	4	0	3	0	1	7
J19	• UNCW	29	3-6	.500	0-2	.000	2-2	1.000	0-5	5	1	1	0	0	0	8
J22	• VCU	36	2-7	.286	0-1	.000	2-2	1.000	3-6	9	3	1	3	0	1	6
J26	• Towson	27	2-3	.667	1-1	1.000	3-4	.750	2-3	5	3	2	1	0	0	8
J29	• at GMU	24	1-5	.200	0-1	.000	2-2	1.000	2-1	3	2	0	2	0	0	4
J31	at Hofstra	15	2-4	.500	0-0	.000	0-0	.000	2-4	6	1	1	2	0	0	4
F2	• Drexel	26	1-4	.250	0-1	.000	1-2	.500	1-1	2	3	0	3	1	0	3
F5	• at Delaware	28	3-6	.500	0-0	.000	4-4	1.000	3-4	7	0	0	2	1	1	10
F9	• at UNCW	24	0-2	.000	0-1	.000	2-2	1.000	1-3	4	5	1	1	0	0	2
F12	• GMU	32	3-7	.429	0-0	.000	2-4	.500	5-6	11	5	4	3	0	3	8
F16	• JMU	25	3-7	.429	0-1	.000	3-3	1.000	4-4	8	3	2	2	2	3	9
F19	• ODU	27	2-7	.286	1-1	1.000	0-0	.000	2-7	9	4	3	1	0	1	5
F23	• at VCU	22	2-4	.500	0-0	.000	0-0	.000	3-3	6	1	0	3	1	0	4
F26	• at Towson	27	0-4	.000	0-1	.000	1-2	.500	1-4	5	0	0	1	0	1	1
M4	• v. JMU (CAA)	21	0-4	.000	0-1	.000	2-4	.500	3-3	6	5	1	1	1	1	2
M5	• v. ODU (CAA)	25	1-4	.250	0-1	.000	4-8	.500	4-3	7	3	1	0	0	0	6

Smith's 2002-03 Game-by-Game Statistics (Sophomore at Temple)

Date	Opponent	Min	FG-A	Pct	3FG-A	Pct	FT-A	Pct	O-D	Tot	PF	A	TO	B	S	Pts
N24	Rutgers	14	1-2	.500	0-1	.000	0-0	.000	2-0	2	1	0	1	0	1	2
D1	at Wake Forest	23	1-4	.250	1-3	.333	1-2	.500	2-5	7	1	1	1	1	0	4
D2	at South Carolina	9	1-5	.200	0-1	.000	3-5	.600	3-0	3	0	0	1	0	0	5
D4	at Charlotte	10	3-4	.750	1-2	.500	1-1	1.000	2-1	3	2	0	1	0	1	8
D7	at Penn	25	0-1	.000	0-1	.000	0-0	.000	0-3	3	2	3	1	1	1	0
D11	at Penn State	7	1-2	.500	1-2	.500	0-0	.000	0-1	1	2	0	0	0	0	3
D14	at Illinois	13	0-2	.000	0-2	.000	0-0	.000	0-0	0	2	1	2	0	1	0
D28	Indiana	9	0-1	.000	0-1	.000	0-0	.000	0-0	0	0	0	0	0	0	0
D31	at Villanova	6	1-1	1.000	0-0	.000	0-0	.000	0-0	0	2	1	1	0	0	2
J2	Wisconsin	20	0-3	.000	0-1	.000	2-3	.667	2-2	4	4	1	0	0	0	2
J5	Geo. Washington	8	0-1	.000	0-0	.000	0-0	.000	2-0	2	2	1	0	0	1	0
J8	at Duquesne	6	0-1	.000	0-1	.000	0-2	.000	0-0	0	1	1	0	0	0	0
J22	at Rhode Island	20	0-2	.000	0-1	.000	3-4	.750	1-2	3	2	2	0	0	3	3
J25	Dayton	6	0-1	.000	0-1	.000	0-0	.000	0-0	0	1	0	0	0	0	0
F1	at St. Bonaventure	8	1-2	.500	0-0	.000	1-2	.500	1-0	1	2	1	0	0	0	3
F8	at Massachusetts	8	0-0	.000	0-0	.000	0-0	.000	0-1	1	0	0	0	0	0	0
F13	at St. Joseph's	5	0-1	.000	0-0	.000	1-2	.500	0-0	0	1	0	0	0	0	1
F15	NC State	20	2-2	1.000	0-0	.000	0-0	.000	3-1	4	0	1	0	0	0	4
F19	Rhode Island	14	0-2	.000	0-1	.000	2-3	.667	1-1	2	1	1	0	0	1	2
F23	at Fordham	17	4-5	.800	2-2	1.000	0-1	.000	2-5	7	2	1	1	0	1	10
F26	Massachusetts	11	2-4	.500	1-3	.333	0-0	.000	0-1	1	2	0	0	0	0	5
M1	St. Bonaventure	7	1-3	.333	0-0	.000	0-2	.000	3-0	3	1	0	0	0	0	2
M6	La Salle	7	0-0	.000	0-0	.000	0-0	.000	2-1	3	1	0	0	1	0	0
M8	at Xavier	4	0-0	.000	0-0	.000	0-0	.000	1-1	2	1	0	0	0	0	0
M13	v. Richmond (A10)	9	0-0	.000	0-0	.000	0-0	.000	0-0	0	1	0	0	0	0	0
M14	v. Xavier (A10)	6	0-0	.000	0-0	.000	0-0	.000	0-3	3	2	0	0	0	0	0
M15	v. Dayton (A10)	5	0-0	.000	0-0	.000	0-0	.000	0-1	1	0	1	0	0	0	0
M18	• Drexel (NIT)	12	1-5	.200	0-2	.000	2-4	.500	1-1	2	0	0	0	0	0	4
M21	Boston Coll. (NIT)	11	0-1	.000	0-1	.000	0-0	.000	1-2	3	1	2	1	0	1	0
M25	at URI (NIT)	3	0-2	.000	0-1	.000	0-0	.000	1-1	2	0	0	0	0	0	0
M27	Minnesota (NIT)	5	0-0	.000	0-0	.000	0-0	.000	0-0	0	1	0	0	1	0	0

Smith's 2001-02 Game-by-Game Statistics (Freshman at Temple)

Date	Opponent	Min	FG-A	Pct	3FG-A	Pct	FT-A	Pct	O-D	Tot	PF	A	TO	B	S	Pts
N8	v. Florida	5	0-0	.000	0-0	.000	0-0	.000	1-1	2	0	0	0	0	0	0
N9	v. Maryland	3	0-1	.000	0-0	.000	0-0	.000	0-2	2	0	0	0	0	0	0
N29	Charlotte	2	0-1	.000	0-1	.000	0-0	.000	0-0	0	0	0	0	0	0	0
D1	Penn State	4	0-0	.000	0-0	.000	0-0	.000	0-0	0	0	0	1	0	0	0
D3	at Wisconsin	8	0-0	.000	0-0	.000	0-0	.000	1-1	2	0	0	0	0	0	0
D5	at Duke	5	1-2	.500	0-1	.000	0-0	.000	0-0	0	1	0	0	0	0	2
D18	v. Alabama	1	0-0	.000	0-0	.000	0-0	.000	0-0	0	0	0	0	0	0	0
D22	DePaul	2	0-0	.000	0-0	.000	0-0	.000	0-0	0	0	0	0	0	0	0
D30	Penn	4	0-1	.000	0-0	.000	0-0	.000	0-1	1	0	0	0	0	0	0
J6	at Fordham	6	0-0	.000	0-0	.000	0-0	.000	0-1	1	0	0	0	0	0	0
J9	Duquesne	8	0-0	.000	0-0	.000	0-0	.000	0-2	2	0	0	1	0	0	0
J12	Rhode Island	1	0-0	.000	0-0	.000	0-0	.000	0-0	0	0	0	0	0	0	0
J16	at St. Bonaventure	10	1-1	1.000	0-0	.000	0-0	.000	0-0	0	0	1	0	0	0	2
J19	at Massachusetts	0+	0-0	.000	0-0	.000	0-0	.000	0-0	0	0	0	0	0	0	0
J23	Richmond	5	1-1	1.000	0-0	.000	0-0	.000	1-0	1	0	0	0	0	0	2
J26	at NC State	13	1-4	.250	1-2	.500	0-									



#45 Corey Cofield

6-5 • 245 • Junior • F • Newton, MA (Roxbury Latin)

Ranks 17th in school history with 6.8 rebounds per game, 15th with 0.46 blocked shots per game and 18th with 0.88 steals per game in his career ... Enters his junior season with 752 points and 385 rebounds in his career.

Sophomore Season (2004-05)

Voted to the All-CAA third team for the second straight season ... Named the Most Valuable Player of the W&M Tip-Off Classic and named the CAA Player of the Week for his performance in the tournament ... Dramatically improved his free throw accuracy, shooting .804 from the line after making just 63.4 percent of his free throws as a freshman ... Made 144 free throws, 10th-most in a season at W&M ... His .804 free throw percentage is 17th-best in a single season at W&M ... Scored 382 points and had 200 rebounds, the 14th-most in a season at W&M since 1973 ... Ended the season in the top 15 in the CAA in scoring (13.2 ppg, 13th), rebounding (6.9 rpg, fifth), field goal percentage (.480, sixth) and free throw percentage (.804, fourth) ... Led the CAA with 144 free throws and 179 free throw attempts ... Had five double-doubles on the season ... Opened the year with 20 points and six rebounds against Hartford (Nov. 19) ... Scored 24 points and had 10 rebounds the next day against Radford ... Scored 14 points, including 8-8 shooting from the free throw line, along with seven rebounds against Virginia Tech (Nov. 28) ... Seven points and 10 rebounds against Hampton (Dec. 30) ... Scored 22 points and set a then career high with 12 rebounds at Virginia Commonwealth (Jan. 22) ... Scored 21 points and had 12 rebounds at UNC Wilmington (Feb. 9) ... Scored 19 points with nine rebounds three days later against George Mason (Feb. 12) ... Scored 24 points on 7-9 shooting from the field and 10-11 from the free throw line, also pulling down eight rebounds, against James Madison (Feb. 16) ... Scored career high 27 points, including making 13 of 16 free throws, in just 27 minutes at VCU (Feb. 23) ... Set a career high with 13 rebounds and scored 11 points at Towson (Feb. 26) ... Scored 15 points and pulled down 10 rebounds in CAA Tournament win over JMU (March 4).

Freshman Season (2003-04)

2004 CAA Rookie of the Year ... Third Team All-CAA ... CAA Rookie of the Week on Jan. 12, Jan. 26 and Feb. 9 ... Second on the team in scoring (13.2) and rebounding (6.6) ... Shot .563 (126-224) from the field, a W&M rookie record and the fifth-best field goal percentage in school history ... Led all CAA rookies in scoring, rebounding and field goal percentage ... Ranked 11th in the league in scoring, sixth in rebounding, and fourth in field goal percentage ... Led team with six double-doubles ... Scored in double figures 18 times and had 10 or more rebounds seven times ... Played in all 28 games and started the last 21 ... Scored a career high 25 points and tied for the third-best shooting game in school history with 9-9 performance against JMU (Feb. 4) ... Led all scorers with 24 pts on 10-13 shooting and also had seven rebounds at Hofstra (Jan. 24) ... Scored 18 points and

set a career high with 13 rebounds at Drexel (Feb. 7) ... Sixth double-double overall and fourth in five games with 18 points and 11 rebounds vs. Towson (Feb. 18).

High School Career

Played for coach Brad Rerheim ... Three-time ISL All-American ... Had 1,181 points and 784 rebounds in his career, both school records ... Averaged a double-double each of his last three years, including 19 points and 16 rebounds as a senior and 18 points and 13 rebounds as a junior ... First player from Roxbury Latin to play Division I basketball ... Leading rebounder for the Metro Boston/Lena Park AAU team ... Also played two years of football at tackle.

Personal

Full name is Corey Lee Cofield ... Son of Gerald Cofield and Kimberly Smith-Cofield ... Born October 17, 1984 in Natick, Massachusetts ... Enjoys listening to music and reading Greek mythology ... Majoring in sociology.



Off the Court

Favorite restaurant
Cubano (Boston)

Favorite pro sports team
New England Patriots

Favorite cartoon growing up
Tom and Jerry

Favorite sports movie
Coach Carter

Favorite TV show
Fresh Prince of Bel-Air

Last good book I read
The Odyssey

People would be surprised to know I
enjoy languages, especially Greek, Latin and French

Worst fear
getting injured

When I was younger, I wanted to be
a veterinarian

Favorite class at W&M
Latin

Greatest basketball moment
scoring the winning basket against UNCW as a freshman

Who would play you in a movie about your life
Jamie Foxx

Favorite road arena I've played in
Trask Coliseum (UNCW)

Cofield's Career Statistics

Season	G-GS	Min-Avg	FG-A	Pct	3FG-A	Pct	FT-A	Pct	OR-DR	Reb-Avg	PF-FO	A	TO	Blk	St	Pts-Avg
2003-04	28-21	782-27.9	126-224	.563	0-0	.000	118-186	.634	72-113	185-6.6	61-0	37	70	9	29	370-13.2
2004-05	29-27	833-28.7	119-248	.480	0-0	.000	144-179	.804	79-121	200-6.9	72-3	26	88	17	21	382-13.2
Career	57-48	1615-28.3	245-472	.519	0-0	.000	262-365	.718	151-234	385-6.8	133-3	63	158	26	50	752-13.2

Cofield's CAA Statistics

Season	G-GS	Min-Avg	FG-A	Pct	3FG-A	Pct	FT-A	Pct	OR-DR	Reb-Avg	PF-FO	A	TO	Blk	St	Pts-Avg
2003-04	18-16	565-31.4	92-164	.561	0-0	.000	89-133	.669	49-86	135-7.5	40-0	24	54	7	20	273-15.2
2004-05	18-16	532-29.6	81-167	.485	0-0	.000	100-123	.813	55-74	129-7.2	44-1	18	61	9	17	262-14.6
Career	36-32	1097-30.5	173-331	.523	0-0	.000	189-256	.738	104-160	264-7.3	84-1	42	115	16	37	535-14.9



Cofield's 2004-05 Game-by-Game Statistics (Sophomore)

Date	Opponent	Min	FG-A	Pct	3FG-A	Pct	FT-A	Pct	O-D	Tot	PF	A	TO	B	S	Pts
N19	• Hartford	34	7-12	.583	0-0	.000	6-6	1.000	1-5	6	1	2	3	1	0	20
N20	• Radford	33	7-9	.778	0-0	.000	10-14	.714	3-7	10	3	0	2	1	2	24
N23	• at Campbell	21	2-6	.333	0-0	.000	3-4	.750	3-1	4	3	1	1	0	0	7
N28	• Virginia Tech	26	3-7	.429	0-0	.000	8-8	1.000	3-4	7	1	0	2	1	0	14
D1	• Longwood	24	4-6	.667	0-0	.000	0-0	.000	3-5	8	2	1	2	0	0	8
D4	• at ODU	33	6-10	.600	0-0	.000	1-3	.333	3-5	8	2	1	7	0	1	13
D20	• at UNCG	25	0-3	.000	0-0	.000	0-0	.000	1-1	2	5	0	0	3	0	0
D22	• at Kentucky	25	0-4	.000	0-0	.000	0-0	.000	0-6	6	1	1	3	0	1	0
D30	• Hampton	26	2-8	.250	0-0	.000	3-5	.600	2-8	10	5	3	4	1	0	7
J2	• at UNC	28	6-9	.667	0-0	.000	4-4	1.000	0-2	2	3	0	2	0	0	16
J5	• Hofstra	27	1-8	.125	0-0	.000	6-6	1.000	2-3	5	1	0	5	0	0	8
J8	• Delaware	30	5-11	.455	0-0	.000	3-3	1.000	4-2	6	4	1	3	0	0	13
J12	• at JMU	31	3-7	.429	0-0	.000	5-6	.833	1-5	6	1	0	5	2	1	11
J15	• at Drexel	25	5-10	.500	0-0	.000	10-12	.833	3-6	9	3	0	1	1	2	20
J19	• UNCW	31	3-6	.500	0-0	.000	2-4	.500	3-1	4	3	1	6	0	1	8
J22	• VCU	36	6-10	.600	0-0	.000	10-12	.833	6-6	12	4	1	1	2	2	22
J26	• Towson	35	5-6	.833	0-0	.000	9-11	.818	2-4	6	2	3	3	1	3	19
J29	• at GMU	26	5-9	.556	0-0	.000	2-3	.667	3-3	6	0	0	3	1	1	12
J31	• at Hofstra	16	1-7	.143	0-0	.000	2-2	1.000	2-0	2	4	0	5	0	0	4
F2	• Drexel	25	5-12	.417	0-0	.000	0-0	.000	1-6	7	1	0	3	1	0	10
F5	• at Delaware	25	4-9	.444	0-0	.000	3-4	.750	1-3	4	3	0	2	0	0	11
F9	• at UNCW	33	7-12	.583	0-0	.000	7-8	.875	7-5	12	4	2	3	0	1	21
F12	• GMU	40	7-13	.538	0-0	.000	5-6	.833	6-3	9	5	3	3	1	1	9
F16	• JMU	31	7-9	.778	0-0	.000	10-11	.909	3-5	8	3	2	4	0	3	24
F19	• ODU	26	2-6	.333	0-0	.000	5-5	1.000	2-6	8	1	1	2	0	1	9
F23	• at VCU	27	7-11	.636	0-0	.000	13-16	.813	2-2	4	1	0	1	0	0	27
F26	• at Towson	35	2-11	.182	0-0	.000	7-11	.636	4-9	13	2	3	4	0	0	11
M4	• v. JMU (CAA)	28	4-10	.400	0-0	.000	7-11	.636	5-5	10	4	0	5	1	1	15
M5	• v. ODU (CAA)	31	3-7	.429	0-0	.000	3-4	.750	3-3	6	0	0	3	0	0	9

Cofield's 2003-04 Game-by-Game Statistics (Freshman)

Date	Opponent	Min	FG-A	Pct	3FG-A	Pct	FT-A	Pct	O-D	Tot	PF	A	TO	B	S	Pts
N23	Liberty	12	1-2	.500	0-0	.000	0-2	.000	2-1	3	2	1	1	0	2	2
N24	• at Radford	6	1-1	1.000	0-0	.000	0-0	.000	0-1	1	0	0	0	0	0	2
N28	v. St. Francis	16	3-6	.500	0-0	.000	2-3	.667	1-2	3	0	0	0	0	0	8
N29	• at Geo. Wash.	12	3-3	1.000	0-0	.000	2-2	1.000	2-0	2	2	1	0	0	0	8
D4	• UNCW	32	7-11	.636	0-0	.000	3-3	1.000	2-1	3	1	1	2	1	1	17
D6	• at VCU	14	1-3	.333	0-0	.000	0-0	.000	1-0	1	2	0	3	0	2	2
D19	• Hampton	26	4-7	.571	0-0	.000	5-10	.500	4-1	5	2	3	1	0	2	13
D23	• at VA Tech	26	2-3	.667	0-0	.000	4-10	.400	2-9	11	3	1	4	0	0	8
D30	• Campbell	24	6-10	.600	0-0	.000	4-5	.800	3-3	6	4	1	6	1	2	16
J3	• at Pittsburgh	33	2-7	.286	0-0	.000	0-0	.000	4-2	6	3	1	1	0	3	4
J5	• at Virginia	30	7-12	.583	0-0	.000	3-8	.375	3-4	7	2	4	0	1	0	17
J7	• at UNCW	35	7-10	.700	0-0	.000	0-1	.000	2-6	8	3	1	2	0	1	14
J10	• GMU	32	8-11	.727	0-0	.000	6-8	.750	1-1	2	2	0	4	2	1	22
J14	• at Towson	33	1-6	.167	0-0	.000	3-6	.500	3-6	9	2	3	2	0	2	5
J17	• Drexel	33	5-11	.455	0-0	.000	7-10	.700	2-3	5	3	2	5	0	1	17
J21	• at Delaware	38	7-12	.583	0-0	.000	7-11	.636	2-9	11	1	1	3	0	2	21
J24	• at Hofstra	31	10-13	.769	0-0	.000	4-7	.571	1-6	7	2	0	5	0	1	24
J26	• ODU	33	6-13	.462	0-0	.000	3-5	.600	5-5	10	3	1	3	0	1	15
J28	• at JMU	31	6-10	.600	0-0	.000	6-8	.750	2-3	5	2	2	1	0	2	18
J31	• at GMU	22	2-4	.500	0-0	.000	0-2	.000	1-5	6	3	1	3	0	0	4
F4	• JMU	35	9-9	1.000	0-0	.000	7-10	.700	4-6	10	4	3	3	1	1	25
F7	• at Drexel	34	5-11	.455	0-0	.000	8-8	1.000	5-8	13	2	0	3	0	1	18
F11	• Delaware	32	1-6	.167	0-0	.000	11-17	.647	2-6	8	3	1	3	1	0	13
F14	• Hofstra	31	4-8	.500	0-0	.000	5-10	.500	4-9	13	1	0	3	0	2	13
F18	• Towson	34	5-8	.625	0-0	.000	8-11	.727	7-4	11	1	4	2	2	1	18
F25	• at ODU	34	5-11	.455	0-0	.000	8-10	.800	2-4	6	3	1	4	0	0	18
F28	• VCU	31	3-7	.429	0-0	.000	3-6	.500	3-4	7	2	3	3	0	1	9
M5	• v. Towson (CAA)	32	5-9	.556	0-0	.000	9-13	.692	2-4	6	3	1	3	0	0	19

• Games started



Cofield's Career Highs

Points	27 at Virginia Commonwealth (2/23/05)
Field Goals	10 at Hofstra (1/24/04)
Field Goal Attempts	13, three times, most recently George Mason (2/12/05)
Three-Point Field Goals	None
Three-Point Field Goal Attempts	None
Free Throws	13 at Virginia Commonwealth (2/23/05)
Free Throw Attempts	17, Delaware (2/11/04)
Rebounds	13, three times, most recently at Towson (2/26/05)
Assists	4, Towson (2/18/04) 4 at Virginia (1/5/04)
Steals	3, three times, most recently James Madison (2/16/05)
Blocked Shots	3 at UNC Greensboro (12/20/04)
Minutes	40, George Mason (2/12/05)



#24 Adam Payton

6-3 • 195 • Junior • G • Burlington, NJ (The Lawrenceville School)

Sat out last season per NCAA regulations after transferring from Vanderbilt in the summer of 2004.

Sophomore Season (2003-04 at Vanderbilt)

Played in 29 games with 64 points, 21 rebounds and 22 assists ... Career high eight points on 3-4 shooting to go with four rebounds against Belmont (Nov. 21) ... Scored four points in 12 minutes against eventual national champion Connecticut in the third round of the NCAA Tournament (March 25) ... Seven points on 3-3 shooting against Georgia (Feb. 11) ... Two points and career high five rebounds against Appalachian State (Dec. 22).

Freshman Season (2002-03 at Vanderbilt)


Played in 23 games with 29 points, five rebounds and 12 assists ... Season high seven points in just eight minutes against Connecticut (Dec. 1) ... Six points in 16 minutes at Mississippi State (Feb. 5).

High School Career

Set school scoring record with 1,390 points in just three seasons ... Averaged 22 points, seven rebounds and 3.5 assist per game as a senior ... Named Prep Player of the Year by the Newark Star-Ledger and Trenton Times ... Led team to 18-8 record and Class A state championship as a junior.

Personal

Full name is Adam Karron Payton ... Son of Alton and Dianne Payton ... Born on February 10, 1984 in Trenton, New Jersey ... Majoring in psychology.



Off the Court

Nickname

A.P.

Most prized possession

my car "Evie"

Favorite restaurant

Pancake Pantry (Nashville, TN)

Favorite pro sports team

New Jersey Nets

Favorite cartoons growing up

Prostars, Scooby Doo

Favorite sports movies

Above the Rim, The Program

Favorite TV shows

Martin, The Wire

Last good book I read

The Da Vinci Code

Worst fear

God

Craziest ambition

to participate in the running of the bulls

When I was younger, I wanted to be

like my older brother, Allen Payton

Greatest basketball moment

signing my scholarship

Favorite album

The Blueprint - Jay-Z

Favorite road arena I've played in

Indiana's Assembly Hall

Payton's Career Statistics

Season	G-GS	Min-Avg	FG-A	Pct	3FG-A	Pct	FT-A	Pct	OR-DR	Reb-Avg	PF-FO	A	TO	Blk	St	Pts-Avg
2002-03	23-0	179-7.8	10-28	.357	6-12	.500	3-12	.250	0-5	5-0.2	14-0	12	13	0	8	29-1.3
2003-04	29-0	252-8.7	25-46	.543	5-12	.417	9-18	.500	0-21	21-0.7	14-0	22	25	1	8	64-2.2
Career	52-0	431-8.3	35-74	.473	11-24	.458	12-30	.400	0-26	26-0.5	28-0	34	38	1	16	93-1.8



Payton's Career Highs (all at Vanderbilt)

Points	8 at Belmont (11/21/03)
Field Goals	3, Georgia (2/11/04)
Field Goal Attempts	3 at Belmont (11/21/03)
Three-Point Field Goals	4, three times, most recently Tennessee-Martin (11/29/03)
Three-Point Field Goal Attempts	2 at Belmont (11/21/03) 2 at Mississippi State (2/5/03)
Free Throws	3 at Belmont (11/21/03)
Free Throw Attempts	4 at Texas Christian (1/3/04) 4 at Texas Christian (1/3/04)
Rebounds	4, Tennessee-Martin (11/29/03) 5, Appalachian State (12/22/03)
Assists	3, three times, most recently Wofford (12/20/03)
Steals	2, three times, most recently Tennessee Tech (12/13/03)
Blocked Shots	1, Tennessee State (12/10/03)
Minutes	18, Wofford (12/20/03)



Payton's 2003-04 Game-by-Game Statistics (Sophomore at Vanderbilt)

Date	Opponent	Min	FG-A	Pct	3FG-A	Pct	FT-A	Pct	O-D	Tot	PF	A	TO	B	S	Pts
N21	at Belmont	14	3-4	.750	2-3	.667	0-0	.000	0-4	4	0	0	1	0	0	8
N24	Indiana	3	1-1	1.000	0-0	.000	0-2	.000	0-1	14	1	0	0	0	0	2
N29	Tennessee-Martin	16	1-4	.250	0-2	.000	2-4	.500	0-1	1	1	3	0	0	1	4
D3	IUPUI	4	1-1	1.000	0-0	.000	0-0	.000	0-0	0	1	0	1	0	0	2
D6	Michigan	15	1-2	.500	1-1	1.000	0-0	.000	0-0	0	1	2	0	0	0	3
D10	Tennessee State	13	1-2	.500	0-0	.000	1-2	.500	0-0	0	0	1	3	1	0	3
D13	Tennessee Tech	11	2-2	1.000	1-1	1.000	0-0	.000	0-0	0	0	2	1	0	2	5
D20	Wofford	18	1-2	.500	0-0	.000	2-3	.667	0-0	0	1	3	4	0	0	4
D22	Appalachian State	17	1-2	.500	0-0	.000	0-1	.000	0-5	5	0	1	0	0	0	2
D30	Lehigh	16	1-3	.333	0-0	.000	0-2	.000	0-0	0	2	2	0	0	1	2
J3	Texas Christian	15	0-3	.000	0-2	.000	4-4	1.000	0-2	2	0	1	1	0	0	4
J7	Auburn	6	1-2	.500	0-1	.000	0-0	.000	0-2	2	1	2	0	0	0	2
J10	at Kentucky	11	1-3	.333	0-0	.000	0-0	.000	0-1	1	0	1	1	0	0	2
J14	at Tennessee	2	0-0	.000	0-0	.000	0-0	.000	0-0	0	0	0	0	0	0	0
J17	Florida	4	0-1	.000	0-1	.000	0-0	.000	0-0	0	0	0	0	0	0	0
J24	at Arkansas	3	0-0	3.00	0-0	.000	0-0	.000	0-0	0	0	0	0	0	0	0
J28	South Carolina	1	0-0	.000	0-0	.000	0-0	.000	0-0	0	0	0	0	0	0	0
J31	Kentucky	11	0-1	.000	0-0	.000	0-0	.000	0-2	2	0	0	0	0	0	0
F7	at Florida	2	0-0	.000	0-0	.000	0-0	.000	0-0	0	0	0	0	0	0	0
F11	Georgia	14	3-3	1.000	1-1	1.000	0-0	.000	0-0	0	2	0	5	0	1	7
F14	at South Carolina	5	0-1	.000	0-0	.000	0-0	.000	0-1	1	0	0	1	0	0	0
F18	at Alabama															
F21	Louisiana State	6	2-3	.667	0-0	.000	0-0	.000	0-0	0	0	0	0	0	1	4
F25	at Mississippi	1	0-0	.000	0-0	.000	0-0	.000	0-0	0	0	0	0	0	0	0
F28	Mississippi State	2	0-0	.000	0-0	.000	0-0	.000	0-0	0	0	0	1	0	0	0
M3	Tennessee															
M6	at Georgia	9	1-1	1.000	0-0	.000	0-0	.000	0-0	0	1	1	2	0	1	2
M11	v. Mississippi (SEC)	14	1-2	.500	0-0	.000	0-0	.000	0-1	1	2	2	2	0	1	2
M12	v. Mississippi State (SEC)															
M13	v. Florida (SEC)	1	0-0	.000	0-0	.000	0-0	.000	0-0	0	0	0	0	0	0	0
M19	v. W. Michigan (NIT)	6	1-1	1.000	0-0	.000	0-0	.000	0-0	0	0	0	1	0	0	2
M21	v. NC State (NIT)															
M25	v. Connecticut (NIT)	12	2-2	1.000	0-0	.000	0-0	.000	0-1	1	1	1	1	0	0	4

Payton's 2002-03 Game-by-Game Statistics (Freshman at Vanderbilt)

Date	Opponent	Min	FG-A	Pct	3FG-A	Pct	FT-A	Pct	O-D	Tot	PF	A	TO	B	S	Pts
N22	Southeastern Louisiana	13	2-4	.500	0-0	.000	0-0	.000	0-0	0	2	0	2	0	1	4
N24	Alabama A&M	12	0-3	.000	0-2	.000	0-0	.000	0-0	0	0	3	3	0	0	0
N26	Georgia Southern	17	0-1	.000	0-0	.000	1-3	.333	0-1	1	0	2	1	0	0	1
D1	Connecticut	8	2-2	1.000	1-1	1.000	2-2	1.000	0-2	2	1	0	0	0	0	7
D4	East Tennessee State	7	0-1	.000	0-1	.000	0-0	.000	0-1	1	1	2	0	0	0	0
D7	Tulane	5	0-1	.000	0-1	.000	0-0	.000	0-0	0	0	0	0	0	0	0
D9	at Indiana	5	0-1	.000	0-0	.000	0-0	.000	0-0	0	0	1	0	0	0	0
D15	High Point	7	1-2	.500	1-1	1.000	0-0	.000	0-0	0	1	0	0	0	1	3
D21	at Michigan	12	1-1	1.000	1-1	1.000	0-0	.000	0-0	0	1	0	0	0	2	3
D30	at Notre Dame	11	0-2	.000	0-1	.000	0-0	.000	0-0	0	1	2	1	0	0	0
J2	College of Charleston	3	0-1	.000	0-1	.000	0-0	.000	0-0	0	0	0	0	0	0	0
J8	at Auburn															
J11	Alabama	3	0-0	.000	0-0	.000	0-0	.000	0-0	0	0	0	1	0	0	0
J14	Kentucky	6	0-1	.000	0-0	.000	0-2	.000	0-0	0	1	1	1	0	0	0
J18	at Tennessee	7	0-1	.000	0-0	.000	0-0	.000	0-1	1	0	0	1	0	2	0
J29	Georgia	3	0-0	.000	0-0	.000	0-0	.000	0-0	0	1	0	0	0	0	0
F1	Mississippi	4	0-0	.000	0-0	.000	0-0	.000	0-0	0	1	0	0	0	0	0
F5	at Mississippi State	16	2-3	.667	2-2	1.000	0-1	.000	0-0	0	1	0	0	0	1	6
F8	South Carolina	6	1-1	1.000	0-0	.000	0-1	.000	0-0	0	2	0	0	0	1	2
F12	at Louisiana State	7	0-0	.000	0-0	.000	0-0	.000	0-0	0	0	0	1	0	0	0
F15	at Georgia	3	0-0	.000	0-0	.000	0-0	.000	0-0	0	0	0	0	0	0	0
F22	Florida															
F26	Arkansas															
M1	at South Carolina	8	1-1	1.000	1-1	1.000	0-0	.000	0-0	0	1	0	1	0	0	3
M5	at Kentucky	11	0-0	.000	0-0	.000	0-1	.000	0-0	0	0	1	1	0	0	0
M8	Tennessee	8	0-2	.000	0-0	.000	0-2	.000	0-0	0	0	0	0	0	0	0
M13	v. Alabama (SEC)															
M14	v. Kentucky (SEC)															

• Games started



#3 Adam Trumbower

6-3 • 190 • Junior • G • Roanoke, VA (Cave Spring)

Sophomore Season (2004-05)

Played in 15 games, scoring 26 points ... Started and played a season-high 16 minutes at Hofstra (Jan. 31), finishing with five points and two assists ... Scored a season-high six points at UNC Greensboro (Dec. 20) ... Not available to play against No. 8 Kentucky (Dec. 22) after suffering a concussion at UNCG ... Four points and three rebounds in six minutes at Delaware (Feb. 5).

Freshman Season (2003-04)

Played all 28 games, including two starts ... First walk-on to start for W&M since 1996-97 ... Scored 63 points with 42 rebounds and 36 assists ... Scored the game-tying three pointer with 2.8 seconds left in regulation against UNCW (Dec. 4), his only points of the game ... Eight points and seven rebounds off the bench at Radford (Nov. 24) ... Tied a career-high with eight points and had three assists against Campbell (Dec. 30) ... Set a career high with five assists in start at Delaware (Jan. 21) ... Five points and three rebounds at No. 15 Pittsburgh (Jan. 3) ... Seven points and two assists at Virginia Tech (Dec. 23) ... Played 25 minutes with six points, three rebounds and two assists against Liberty (Nov. 23) in his first career game.

High School Career

Played four years for coach Billy Hicks, where he was teammates with current Duke player J.J. Redick ... Averaged 18.8 points per game as a senior, as he helped lead his team to the state Group AA title game ... Roanoke Metro Player of the Year, first team all-state, all-region and all-district ... Selected to Blue Ridge District All-Tournament team ... Cave Spring Athlete of the Year ... Wendy's High School Heisman nominee ... Team won AAA state championship his junior year ... Class valedictorian with a 4.0 GPA ... Named "Knight," his high school's highest honor.

Personal

Full name is Adam Richard Trumbower ... Son of David and Vicki Trumbower ... Born December 10, 1984 in Salem, Virginia ... Father played baseball and basketball at Hampden-Sydney, where he still holds the career rebounding record (1,324) and is the school's ninth-leading scorer (1,386) ... Brother, David, played baseball at Longwood ... Member of FCA, Finance Academy, National Society of Collegiate Scholars and Student Athletic Advisory Committee ... Enjoys playing poker and listening to country music ... Majoring in finance and plans to pursue a career in investment banking after graduation



Off the Court

Favorite restaurant

Frankie Rowland's (Roanoke, VA)

Favorite pro sports teams

Philadelphia Phillies and Philadelphia Eagles

Favorite sports movie

Field of Dreams

Favorite TV show

Family Guy

Last good book I read

Professor, the Banker and the Suicide King

People would be surprised to know

I enjoy fishing

Craziest ambition

Owning a private island

Greatest basketball moment

Making the game-tying three-pointer vs. UNCW as a freshman

Favorite class at W&M

Elementary Probability and Statistics

Best basketball player I've faced

Marvin Williams

Who would play you in a movie about your life

Reid Markham

Favorite magazine

Sports Illustrated

Trumbower's Career Statistics

Season	G-GS	Min-Avg	FG-A	Pct	3FG-A	Pct	FT-A	Pct	OR-DR	Reb-Avg	PF-FO	A	TO	Blk	St	Pts-Avg
2003-04	28-2	482-17.2	19-74	.257	9-55	.164	16-24	.667	14-28	42-1.5	32-0	36	28	1	5	63-2.3
2004-05	15-1	90-6.0	6-18	.333	3-10	.300	11-11	1.000	4-10	14-0.9	5-0	6	7	1	3	26-1.7
Career	43-3	572-13.3	25-92	.272	12-65	.185	27-35	.771	18-38	56-1.3	37-0	42	35	2	8	89-2.1

Trumbower's CAA Statistics

Season	G-GS	Min-Avg	FG-A	Pct	3FG-A	Pct	FT-A	Pct	OR-DR	Reb-Avg	PF-FO	A	TO	Blk	St	Pts-Avg
2003-04	18-2	278-15.4	6-35	.171	3-26	.115	7-11	.636	7-8	15-0.8	22-0	22	16	1	3	22-1.2
2004-05	8-1	58-7.3	4-10	.400	1-4	.250	8-8	1.000	2-5	7-0.9	4-0	4	4	1	1	17-2.1
Career	26-3	336-12.9	10-45	.222	4-30	.133	15-19	.789	9-13	22-0.8	26-0	26	20	2	4	39-1.5



Trumbower's 2004-05 Game-by-Game Statistics (Sophomore)

Date	Opponent	Min	FG-A	Pct	3FG-A	Pct	FT-A	Pct	O-D	Tot	PF	A	TO	B	S	Pts
N19	Hartford						DNP									
N20	Radford						DNP									
N23	at Campbell	9	0-0	.000	0-0	.000	3-3	1.000	0-1	1	0	0	0	0	0	3
N28	Virginia Tech	2	0-0	.000	0-0	.000	0-0	.000	0-1	1	0	0	0	0	0	0
D1	Longwood	3	0-1	.000	0-1	.000	0-0	.000	0-1	1	1	0	0	0	0	0
D4	at ODU						DNP									
D20	at UNCG	10	2-3	.667	2-3	.667	0-0	.000	0-1	1	0	1	2	0	1	6
D22	at Kentucky						DNP									
D30	Hampton						DNP									
J2	at UNC	4	0-3	.000	0-2	.000	0-0	.000	2-0	2	0	1	0	0	0	0
J5	Hofstra						DNP									
J8	Delaware						DNP									
J12	at JMU	7	0-0	.000	0-0	.000	0-0	.000	0-0	1	0	0	0	0	0	0
J15	at Drexel	4	0-0	.000	0-0	.000	0-0	.000	0-0	0	0	0	0	0	0	0
J19	UNCW						DNP									
J22	VCU						DNP									
J26	Towson						DNP									
J29	at GMU	9	1-2	.500	0-1	.000	2-2	1.000	0-0	0	1	1	0	0	0	4
J31	at Hofstra	16	2-3	.667	1-2	.500	0-0	.000	0-0	0	0	2	2	0	1	5
F2	Drexel	5	0-1	.000	0-0	.000	0-0	.000	1-1	2	0	0	0	1	0	0
F5	at Delaware	6	1-3	.333	0-1	.000	2-2	1.000	1-2	3	1	1	0	0	0	4
F9	at UNCW						DNP									
F12	GMU						DNP									
F16	JMU	5	0-0	.000	0-0	.000	2-2	1.000	0-0	0	1	0	0	0	0	2
F19	ODU						DNP									
F23	at VCU	6	0-1	.000	0-0	.000	2-2	1.000	0-2	2	0	0	2	0	0	2
F26	at Towson						DNP									
M4	v. JMU (CAA)	1	0-0	.000	0-0	.000	0-0	.000	0-0	0	0	0	0	0	0	0
M5	v. ODU (CAA)	3	0-1	.000	0-0	.000	0-0	.000	0-1	1	0	0	1	0	1	0

Trumbower's 2003-04 Game-by-Game Statistics (Freshman)

Date	Opponent	Min	FG-A	Pct	3FG-A	Pct	FT-A	Pct	O-D	Tot	PF	A	TO	B	S	Pts
N23	Liberty	25	2-4	.500	2-4	.500	0-0	.000	0-3	3	2	2	2	0	0	6
N24	at Radford	20	3-7	.429	2-6	.333	0-0	.000	4-3	7	2	1	1	0	1	8
N28	v. St. Francis	16	0-1	.000	0-1	.000	1-2	.500	0-2	2	1	1	3	0	0	1
N29	at Geo. Wash.	16	0-3	.000	0-3	.000	0-0	.000	1-3	4	1	1	0	0	0	0
D4	UNCW	20	1-6	.167	1-5	.200	0-0	.000	0-2	2	3	1	1	0	0	3
D6	at VCU	19	0-2	.000	0-2	.000	0-0	.000	0-1	1	2	0	0	0	0	0
D19	Hampton	23	0-2	.000	0-1	.000	0-0	.000	0-2	2	2	2	1	0	0	0
D23	at VA Tech	23	1-5	.200	0-3	.000	5-6	.833	1-0	1	1	2	1	0	1	7
D30	Campbell	22	3-7	.429	0-4	.000	2-3	.667	0-1	1	1	3	3	0	0	8
J3	at Pittsburgh	23	2-3	.667	1-2	.500	0-0	.000	1-2	3	0	1	0	0	0	5
J5	at Virginia	20	1-4	.250	0-2	.000	1-2	.500	0-4	4	0	0	0	0	0	3
J7	at UNCW	16	0-2	.000	0-1	.000	0-1	.000	0-0	0	0	1	1	0	0	0
J10	GMU	13	1-1	1.000	1-1	1.000	1-2	.500	1-0	1	1	0	0	0	0	4
J14	at Towson	9	1-3	.333	0-2	.000	0-0	.000	0-0	0	1	0	1	1	0	2
J17	Drexel	24	0-0	.000	0-0	.000	2-2	1.000	1-1	2	2	2	0	0	0	2
J21	at Delaware	36	0-5	.000	0-4	.000	1-2	.500	0-0	0	2	5	2	0	0	1
J24	at Hofstra	21	0-5	.000	0-2	.000	1-2	.500	0-0	0	2	3	1	0	1	1
J26	ODU	10	1-2	.500	1-2	.500	0-0	.000	1-1	2	1	1	1	0	0	3
J28	at JMU	20	0-1	.000	0-1	.000	2-2	1.000	1-1	2	1	1	0	0	0	2
J31	at GMU	18	1-2	.500	0-1	.000	0-0	.000	1-0	1	1	1	0	0	0	2
F4	JMU	15	0-0	.000	0-0	.000	0-0	.000	0-1	1	1	2	1	0	0	0
F7	at Drexel	21	0-3	.000	0-3	.000	0-0	.000	1-1	2	3	2	3	0	2	0
F11	Delaware	15	1-2	.500	0-1	.000	0-0	.000	1-0	1	1	2	2	0	0	2
F14	Hofstra	9	0-0	.000	0-0	.000	0-0	.000	0-0	0	1	1	1	0	0	0
F18	Towson	4	0-0	.000	0-0	.000	0-0	.000	0-0	0	0	0	1	0	0	0
F25	at ODU	7	0-1	.000	0-1	.000	0-0	.000	0-0	0	0	0	1	0	0	0
F28	VCU	1	0-0	.000	0-0	.000	0-0	.000	0-0	0	0	0	0	0	0	0
M5	v. Towson (CAA)	16	1-3	.333	1-3	.333	0-0	.000	0-0	0	0	1	1	0	0	3

• Games started

Trumbower's Career Highs

Points	8, Campbell (12/30/03)
	8 at Radford (11/24/03)
Field Goals	3, Campbell (12/30/03)
	3 at Radford (11/24/03)
Field Goal Attempts	7, Campbell (12/30/03)
	7 at Radford (11/24/03)
Three-Point Field Goals	2, three times, most recently
	at UNC Greensboro (12/20/04)
Three-Point Field Goal Attempts	6 at Radford (11/24/03)
Free Throws	5 at Virginia Tech (12/23/03)
Free Throw Attempts	6 at Virginia Tech (12/23/03)
Rebounds	7 at Radford (11/24/03)
Assists	5 at Delaware (1/21/04)
Steals	2 at Drexel (2/7/04)
Blocked Shots	1, Drexel (2/2/05)
	1 at Towson (1/14/04)
Minutes	36 at Delaware (1/21/04)



#20 Kyle Carrabine

6-7 • 195 • Sophomore • G • Naperville, IL (Neuqua Valley)

Freshman Season (2004-05)

Played in 15 games with 15 points ... Career-high four points at Hofstra (Jan. 31) ... First career points came on a three-pointer at No. 8 Kentucky (Dec. 22) ... Three points and a steal at Virginia Commonwealth (Feb. 23) ... Two points and an assist against Old Dominion in the CAA Tournament (March 5).

High School Career

Played four years for coach Todd Sutton ... Averaged 13 points, five rebounds and three assists per game as a senior ... McDonald's All-America nominee ... All-conference and academic all-conference in basketball and golf ... Second team all-area in basketball ... Played for Illinois Wolves AAU team.

Personal

Full name is Kyle Patrick Carrabine ... Son of Cary and Kathy Carrabine ... Born October 10, 1985 in Norman, Oklahoma ... Father (basketball) and mother (swimming) were both varsity athletes at Oklahoma ... Grandfather, Gene Carrabine, played football at Notre Dame ... Plans to major in kinesiology.



Off the Court

Nicknames

Napoleon, Bean

Favorite restaurant

Hugo's Frog Bar (Naperville, IL) and Chipotle

Favorite pro sports teams

Chicago Cubs, Bears and Bulls

Favorite cartoon growing up

Rugrats

Favorite sports movie

Rudy

Favorite TV shows

Laguna Beach and The Real World

Worst fear

sharks

Favorite class at W&M

anything I can get an "A" in

Best basketball player I've faced

Josh Smith

Who would play you in a movie about your life

Adam Sandler

Who would be your leading lady

Jessica Alba

Favorite road arenas

Rupp Arena and Carter Gymnasium

Favorite album

Bone Thugs-N-Harmony
Greatest Hits

Greatest basketball moment

Making the game-winner against Dekelb HS as a senior



Carrabine's Career Highs

Points	4 at Hofstra (1/31/05)
Field Goals	2 at Hofstra (1/31/05)
Field Goal Attempts	3 vs. Old Dominion (3/5/05)
Three-Point Field Goals	1 at Virginia Commonwealth (2/23/05) 1 at Kentucky (12/22/04)
Three-Point Field Goal Attempts	2 at Kentucky (12/22/04)
Free Throws	1, Drexel (2/2/05)
Free Throw Attempts	2, Drexel (2/2/05)
Rebounds	1, six times, most recently James Madison (2/16/05)
Assists	1, three times, most recently vs. Old Dominion (3/5/05)
Steals	1, three times, most recently at Virginia Commonwealth (2/23/05)
Blocked Shots	None
Minutes	11 at Drexel (1/15/05)

Carrabine's 2004-05 Game-by-Game Statistics (Freshman)

Date	Opponent	Min	FG-A	Pct	3FG-A	Pct	FT-A	Pct	O-D	Tot	PF	A	TO	B	S	Pts
N19	Hartford						DNP									
N20	Radford						DNP									
N23	at Campbell						DNP									
N28	Virginia Tech	1	0-0	.000	0-0	.000	0-0	.000	0-0	0	0	0	0	0	0	0
D1	Longwood	3	0-1	.000	0-1	.000	0-0	.000	0-0	0	0	1	0	0	0	0
D4	at ODU						DNP									
D20	at UNCG						DNP									
D22	at Kentucky	6	1-2	.500	1-2	.500	0-0	.000	0-0	0	0	1	0	0	1	3
D30	Hampton						DNP									
J2	at UNC	4	0-1	.000	0-1	.000	0-0	.000	0-0	0	0	0	0	0	1	0
J5	Hofstra	9	1-1	1.000	0-0	.000	0-0	.000	0-1	1	2	0	1	0	0	2
J8	Delaware						DNP									
J12	at JMU						DNP									
J15	at Drexel	11	0-1	.000	0-1	.000	0-0	.000	0-0	0	0	0	0	0	0	0
J19	UNCW						DNP									
J22	VCU						DNP									
J26	Towson						DNP									
J29	at GMU	8	0-1	.000	0-1	.000	0-0	.000	0-1	1	0	0	0	0	0	0
J31	at Hofstra	9	2-2	1.000	0-0	.000	0-0	.000	1-0	1	1	0	0	0	0	4
F2	Drexel	4	0-1	.000	0-0	.000	1-2	.500	1-0	1	0	0	0	0	0	1
F5	at Delaware	5	0-0	.000	0-0	.000	0-0	.000	0-1	1	0	0	0	0	0	0
F9	at UNCW						DNP									
F12	GMU						DNP									
F16	JMU	2	0-1	.000	0-1	.000	0-0	.000	0-1	1	0	0	0	0	0	0
F19	ODU						DNP									
F23	at VCU	3	1-1	1.000	1-1	1.000	0-0	.000	0-0	0	1	0	0	0	1	3
F26	at Towson	1	0-1	.000	0-1	.000	0-0	.000	0-0	0	0	0	0	0	0	0
M4	v. JMU (CAA)	2	0-0	.000	0-0	.000	0-0	.000	0-0	0	0	0	0	0	0	0
M5	v. ODU (CAA)	8	1-3	.333	0-1	.000	0-0	.000	0-0	0	1	1	0	0	0	2

* Games started

Carrabine's Career Statistics

Season	G-GS	Min-Avg	FG-A	Pct	3FG-A	Pct	FT-A	Pct	OR-DR	Reb-Avg	PF-FO	A	TO	Blk	St	Pts-Avg
2004-05	15-0	75-5.0	6-16	.375	2-10	.200	1-2	.500	2-4	6-0.4	5-0	3	1	0	3	15-1.0

Carrabine's CAA Statistics

Season	G-GS	Min-Avg	FG-A	Pct	3FG-A	Pct	FT-A	Pct	OR-DR	Reb-Avg	PF-FO	A	TO	Blk	St	Pts-Avg
2004-05	9-0	52-5.8	4-9	.444	1-5	.200	1-2	.500	2-4	6-0.7	4-0	0	1	0	1	10-1.1



#13 Laimis Kisielius

6-8 • 210 • Sophomore • F • Vilnius, Lithuania (Miller School [VA])

Freshman Season (2004-05)

Selected to the CAA All-Rookie team ... Named CAA Rookie of the Week on Feb. 21 ... Played in 28 games with 20 starts, including 14 of last 16 games ... Team's second-leading scorer with 8.7 points per game ... Also had 53 assists and 87 rebounds ... Ranked ninth in the CAA with .767 free throw percentage ... Missed CAA Tournament quarterfinal game vs. Old Dominion (March 5) after suffering an injury early the day before against James Madison ... Scored 10 points against Hartford (Nov. 19) in his first career game ... Had 11 points the next day against Radford ... Four points, seven rebounds and four assists at Campbell (Nov. 23) ... Scored 15 points at UNC Greensboro (Dec. 20) ... Scored 14 points and had four rebounds against Delaware (Jan. 8) ... Had 10 points, five rebounds and four assists against Virginia Commonwealth (Jan. 22) ... Scored 14 points against Towson (Jan. 26) ... Fourteen points in 23 minutes off the bench at Hofstra (Jan. 31) ... Career-high 23 points, along with five assists, at UNC Wilmington (Feb. 9) ... Scored 12 points and had six rebounds against James Madison (Feb. 16) ... Had 16 points three days later against Old Dominion (Feb. 19) ... Set a career high with eight rebounds and had 15 points at Towson (Feb. 26) in final regular season game.

High School Career

Played two years at Miller School in Charlottesville, Virginia for head coach Fred Warner ... Played on the Lithuania Junior National Team ... All-state, All-Virginia Independent Conference and all-conference tournament pick as a senior ... All-conference and conference tournament MVP as a junior ... Played for the Richmond Squires AAU team ... Also an all-conference selection in cross country ... Vice-president of the International Student Association.

Personal

Full name is Laimonas Kisielius ... Son of Arunas Kisielius and Rita Kisieliene ... Born January 24, 1985 in Vilnius, Lithuania ... Enjoys watching movies and going to the beach ... Majoring in business.



Kisielius' Career Highs

Points	23 at UNC Wilmington (2/9/05)
Field Goals	7 at UNC Wilmington (2/9/05)
Field Goal Attempts	15 at UNC Wilmington (2/9/05)
Three-Point Field Goals	3 at UNC Wilmington (2/9/05) 3 at UNC Greensboro (12/20/04)
Three-Point Field Goal Attempts	8 at UNC Wilmington (2/9/05)
Free Throws	8, James Madison (2/16/05)
Free Throw Attempts	11, James Madison (2/16/05)
Rebounds	8 at Towson (2/26/05)
Assists	5 at UNC Wilmington (2/9/05)
Steals	2, four times, most recently at UNC Wilmington (2/9/05)
Blocked Shots	2 at Delaware (2/5/05)
Minutes	35, three times, most recently at Towson (2/26/05)

Off the Court

Favorite restaurant
IHOP

Favorite pro sports team
Lietuvos rytas

Favorite cartoon growing up
Na palauk

Favorite sports movie
Hoosiers

Favorite TV show
Friends

Last good book I read
The Da Vinci Code

People would be surprised to know
I can speak three languages

Craziest ambition
to win NCAA

When I was younger, I wanted to be
a basketball player

Favorite album
Lietuviska muzika

Favorite road arena I've played in
Trask Coliseum (UNCW)

Best basketball player I've faced
JR Smith

Favorite magazine
A-zet

Who would play you in a movie about your life
Matt Damon



Kisielius' 2004-05 Game-by-Game Statistics (Freshman)

Date	Opponent	Min	FG-A	Pct	3FG-A	Pct	FT-A	Pct	O-D	Tot	PF	A	TO	B	S	Pts
N19	• Hartford	32	3-5	.600	0-1	.000	4-4	1.000	0-3	3	2	3	2	0	2	10
N20	• Radford	27	3-8	.375	1-3	.333	4-6	.667	1-2	3	1	3	2	0	1	11
N23	• at Campbell	25	2-9	.222	0-4	.000	0-0	.000	2-5	7	5	4	4	0	0	4
N28	• Virginia Tech	21	0-5	.000	0-3	.000	0-0	.000	0-1	1	1	0	3	0	1	0
D1	Longwood	20	2-7	.286	0-2	.000	4-6	.667	0-1	1	2	1	2	0	1	8
D4	at ODU	17	1-5	.200	0-0	.000	3-3	1.000	2-5	7	4	1	2	0	0	5
D20	• at UNCG	26	6-11	.545	3-6	.500	0-0	.000	1-2	3	1	2	2	0	2	15
D22	at Kentucky	16	1-4	.250	1-3	.333	0-0	.000	0-0	0	1	0	2	0	2	3
D30	Hampton	26	3-5	.600	1-2	.500	1-3	.333	1-2	3	1	3	1	0	1	8
J2	at UNC	8	1-3	.333	0-2	.000	2-2	1.000	0-3	3	5	1	2	0	0	4
J5	• Hofstra	21	1-5	.200	0-0	.000	6-6	1.000	2-1	3	2	2	4	0	0	8
J8	Delaware	30	5-12	.417	0-1	.000	4-5	.800	0-4	4	2	2	4	0	0	14
J12	at JMU	30	1-4	.250	0-1	.000	2-2	1.000	0-2	2	1	2	3	0	0	4
J15	• at Drexel	26	1-4	.250	0-0	.000	3-4	.750	0-2	2	3	1	4	0	0	5
J19	• UNCW	15	1-3	.333	1-1	1.000	1-2	.500	0-3	3	2	1	1	0	0	4
J22	• VCU	34	5-8	.625	0-2	.000	0-0	.000	1-4	5	5	4	4	1	0	10
J26	• Towson	32	3-5	.600	1-2	.500	7-8	.875	0-3	3	2	2	1	1	0	14
J29	• at GMU	27	3-6	.500	1-2	.500	2-2	1.000	0-0	0	1	3	2	0	0	9
J31	at Hofstra	23	5-10	.500	1-2	.500	3-6	.500	1-1	2	2	1	1	0	0	14
F2	• Drexel	26	5-10	.500	2-3	.667	0-0	.000	2-3	5	4	1	4	0	1	12
F5	• at Delaware	35	3-13	.231	0-2	.000	1-1	1.000	2-4	6	1	1	2	2	0	7
F9	• at UNCW	35	7-15	.467	3-8	.375	6-6	1.000	1-2	3	1	5	2	0	2	23
F12	• GMU	31	1-9	.111	0-1	.000	2-2	1.000	0-1	1	1	2	0	0	1	4
F16	• JMU	26	2-3	.400	0-1	.000	8-11	.727	2-4	6	1	2	2	0	0	12
F19	• ODU	34	5-11	.455	2-6	.333	4-6	.667	0-2	2	3	2	1	0	0	16
F23	• at VCU	27	2-10	.200	1-3	.333	0-0	.000	0-1	1	0	2	1	0	0	5
F26	• at Towson	35	6-10	.600	1-1	1.000	2-5	.400	4-4	8	0	2	1	0	0	15
M4	• v. JMU (CAA)	5	0-1	.000	0-1	.000	0-0	.000	0-0	0	1	0	1	0	0	0
M5	v. ODU (CAA)															DNP

• Games started

Kisielius' Career Statistics

Season	G-GS	Min-Avg	FG-A	Pct	3FG-A	Pct	FT-A	Pct	OR-DR	Reb-Avg	PF-FO	A	TO	Blk	St	Pts-Avg
2004-05	28-20	710-25.4	78-203	.384	19-63	.302	69-90	.767	22-65	87-3.1	55-3	53	60	4	14	244-8.7

Kisielius' CAA Statistics

Season	G-GS	Min-Avg	FG-A	Pct	3FG-A	Pct	FT-A	Pct	OR-DR	Reb-Avg	PF-FO	A	TO	Blk	St	Pts-Avg
2004-05	18-14	504-28.0	57-145	.393	13-36	.361	54-69	.783	17-46	63-3.5	35-1	36	39	4	4	181-10.1



#11 Nathan Mann

6-2 • 190 • Sophomore • G • Overland Park, KS (St. Thomas Aquinas)

Freshman Season (2004-05)

Played in 29 games with 18 starts ... Led team with 76 assists and finished 12th in the CAA with 2.62 assists per game ... Fourth on the team in scoring 7.8 points per game and second with 25 assists ... Led team in three-point field goals made (37) and attempted (121) ... Career-high 25 points, shooting 10-19 overall and 5-11 from the three-point line, along with four assists in 41 minutes in double-overtime game against George Mason (Feb. 12) ... Scored 14 points and had four rebounds and five assists against Radford (Nov. 20) ... Had 11 points with four assists against Virginia Tech (Nov. 28) ... Twelve points, four assists and career-high five steals against Longwood (Dec. 1) ... Scored 13 points against Hofstra (Jan. 5) ... Scored 15 points and had five assists and just one turnover against Virginia Commonwealth (Jan. 22) ... Had a career-high six assists, 10 points and no turnovers against Towson (Jan. 26) ... Scored 15 points, three rebounds and three assists at George Mason (Jan. 29).

High School Career

Played four years for head coach Sean Reilly ... Averaged 19 points, five assists and four rebounds per game as a senior ... Two-time All-Johnson County and All-Eastern Kansas League selection ... Averaged 16.7 points and 4.0 assist per game, while leading the league in steals as a junior ... All-metro selection as a senior ... Played for the Kansas City 76ers AAU team.

Personal

Full name is Nathan Lee Mann ... Son of Michael and Connie Mann ... Born July 17, 1985 in Kansas City, Missouri ... Majoring in accounting.



Off the Court

Nickname
Mann Show

Favorite restaurant
Chipotle

Most prized possession
family

Favorite pro sports team
Kansas City Chiefs

Favorite sports movie
Rocky

Last good book I read
The Count of Monte Cristo

Favorite album
Ready to Die - Notorious B.I.G.

Worst roommate on road trips
Chris Stratton

Favorite arena I've played in
Dean Smith Center

Who would play you in a movie about your life
Matthew McConaughey

Who would be your leading lady
Brooke Burke



Mann's Career Highs

Points	25, George Mason (2/12/05)
Field Goals	10, George Mason (2/12/05)
Field Goal Attempts	19, George Mason (2/12/05)
Three-Point Field Goals	5, George Mason (2/12/05)
Three-Point Field Goal Attempts	11, George Mason (2/12/05)
Free Throws	4, Hampton (12/30/04)
Free Throw Attempts	6, Hampton (12/30/04)
Rebounds	6 at Towson (2/26/05)
Assists	6, Towson (1/26/05)
Steals	5, Longwood (12/1/04)
Blocked Shots	1, three times, most recently vs. James Madison (3/4/05)
Minutes	41, George Mason (2/12/05)

Mann's 2004-05 Game-by-Game Statistics (Freshman)

Date	Opponent	Min	FG-A	Pct	3FG-A	Pct	FT-A	Pct	O-D	Tot	PF	A	TO	B	S	Pts
N19	• Hartford	22	0-3	.000	0-2	.000	1-2	.500	0-3	3	4	4	4	0	1	1
N20	• Radford	25	4-9	.444	4-9	.444	2-2	1.000	1-3	4	2	5	4	0	0	14
N23	• at Campbell	23	2-7	.286	1-5	.200	1-2	.500	1-2	3	0	1	3	0	2	6
N28	• Virginia Tech	24	4-7	.571	3-4	.750	0-0	.000	0-0	0	1	4	3	0	0	11
D1	• Longwood	26	4-11	.364	3-8	.375	1-2	.500	0-4	4	2	4	3	0	5	12
D4	• at ODU	20	2-7	.286	0-3	.000	0-0	.000	0-3	3	0	1	3	0	0	4
D20	at UNCG	12	2-3	.667	0-0	.000	0-0	.000	0-0	0	0	0	1	0	1	4
D22	at Kentucky	13	1-2	.333	0-2	.000	0-0	.000	0-1	1	1	2	5	0	0	2
D30	Hampton	19	2-6	.333	1-3	.333	4-6	.667	0-4	4	0	0	2	0	1	9
J2	at UNC	18	3-7	.429	2-4	.500	0-0	.000	0-0	0	0	2	2	0	0	8
J5	Hofstra	26	5-8	.625	3-5	.600	0-0	.000	0-2	2	0	2	1	0	0	13
J8	• Delaware	30	2-7	.286	1-3	.333	0-0	.000	0-4	4	1	3	2	0	1	5
J12	• at JMU	18	1-7	.143	0-2	.000	0-0	.000	2-1	3	2	1	1	0	0	2
J15	at Drexel	18	0-2	.000	0-1	.000	2-2	1.000	0-1	1	0	0	0	0	0	2
J19	UNCW	23	3-8	.375	2-6	.333	2-2	1.000	0-1	1	1	2	0	0	0	10
J22	VCU	32	6-13	.462	2-7	.286	1-4	.250	1-2	3	1	5	1	1	0	15
J26	Towson	23	4-8	.500	2-4	.500	0-0	.000	0-1	1	1	6	0	1	0	10
J29	• at GMU	24	7-14	.500	1-7	.143	0-0	.000	0-3	3	4	3	1	0	1	15
J31	at Hofstra	22	2-4	.500	1-1	1.000	2-2	1.000	0-2	2	1	0	2	0	1	7
F2	• Drexel	29	3-9	.333	1-5	.200	2-2	1.000	0-3	3	1	5	3	0	2	9
F5	• at Delaware	29	2-8	.250	0-4	.000	1-2	.500	0-1	1	0	4	2	0	1	5
F9	• at UNCW	31	0-7	.000	0-3	.000	0-0	.000	0-1	1	2	2	4	0	0	0
F12	• GMU	41	10-19	.526	5-11	.455	0-1	.000	1-2	3	4	4	4	0	1	25
F16	• JMU	31	2-9	.222	1-5	.200	3-3	1.000	2-2	4	2	2	3	0	2	8
F19	ODU	16	1-10	.100	0-5	.000	0-0	.000	0-0	0	1	3	3	0	1	2
F23	• at VCU	25	3-6	.500	2-3	.667	0-0	.000	0-2	2	0	3	0	0	2	8
F26	• at Towson	22	1-4	.250	0-2	.000	3-4	.750	1-5	6	4	1	3	0	1	5
M4	• v. JMU (CAA)	30	2-11	.182	1-4	.250	0-0	.000	1-4	5	1	4	3	1	1	5
M5	• v. ODU (CAA)	24	4-9	.444	1-3	.333	0-0	.000	0-1	1	1	3	4	0	1	9

• Games started

Mann's Career Statistics

Season	G-GS	Min-Avg	FG-A	Pct	3FG-A	Pct	FT-A	Pct	OR-DR	Reb-Avg	PF-FO	A	TO	Blk	St	Pts-Avg
2004-05	29-18	696-24.0	82-226	.363	37-121	.306	25-36	.694	10-58	68-2.3	37-0	76	67	3	25	226-7.8

Mann's CAA Statistics

Season	G-GS	Min-Avg	FG-A	Pct	3FG-A	Pct	FT-A	Pct	OR-DR	Reb-Avg	PF-FO	A	TO	Blk	St	Pts-Avg
2004-05	18-11	460-25.6	54-150	.360	21-77	.273	16-22	.727	7-36	43-2.4	25-0	47	33	2	13	145-8.1



#25 Chris Stratton

6-6 • 205 • Sophomore • F • Burke, VA (Lake Braddock)

Freshman Season (2004-05)

Played in 14 games as a walk-on ... Started at Hofstra (Jan. 31) ... Scored four points against Longwood (Dec. 1) ... Four rebounds, including three offensive, at UNC Greensboro (Dec. 20).

High School Career

Played three years for coach Brian Metress ... Averaged 16 points, eight rebounds and two blocks a game as a senior ... First team all-district and Patriot District all-tournament team as a senior ... Named to 2003 Lake Braddock Tournament of Champions all-tournament team ... Member of National Honor Society and FCA .

Personal

Full name is Christopher Matthew Stratton ... Born September 29, 1985 in Bilthoven, The Netherlands ... Son of Bob and Patty Stratton ... Brother, Robert, was on the swim team at Albright College ... Majoring in business ... Enjoys watching sports, movies and playing poker.



Off the Court

Favorite restaurant
Outback

Favorite pro sports team
Washington Redskins

Favorite cartoon growing up
Pro Stars

Favorite pro sports movie
Rudy

Favorite TV show
Scrubs

Last good book I read
the Bible

When I was younger, I wanted to be
a pilot

Greatest basketball moment
winning the 2002 Patriot District championship

Favorite album
The End is Here - Five Iron Frenzy

Favorite road arena I've played in
Dean Smith Center

Best basketball player I've faced
Raymond Felton

Favorite magazine
Sports Illustrated



Stratton's Career Highs

Points	4, Longwood (12/1/04)
Field Goals	1, five times, most recently vs. Old Dominion (3/5/05)
Field Goal Attempts	3 at UNC Greensboro (12/20/04)
Three-Point Field Goals	None
Three-Point Field Goal Attempts	1 at George Mason (1/29/05)
Free Throws	2, Longwood (12/1/04)
Free Throw Attempts	2, Longwood (12/1/04)
Rebounds	4 at UNC Greensboro (12/20/04)
Assists	1 at UNC Greensboro (12/20/04) 1 at North Carolina (1/2/05)
Steals	1 at George Mason (1/29/05)
Blocked Shots	None
Minutes	18 at Hofstra (1/31/05)

Stratton's 2004-05 Game-by-Game Statistics (Freshman)

Date	Opponent	Min	FG-A	Pct	3FG-A	Pct	FT-A	Pct	O-D	Tot	PF	A	TO	B	S	Pts
N19	Hartford							DNP								
N20	Radford							DNP								
N23	at Campbell							DNP								
N28	Virginia Tech	1	0-0	.000	0-0	.000	0-0	.000	0-1	1	0	0	0	0	0	0
D1	Longwood	2	1-1	1.000	0-0	.000	2-2	1.000	1-0	1	0	0	0	0	0	4
D4	at ODU							DNP								
D20	at UNCG	10	0-3	.000	0-0	.000	0-0	.000	3-1	4	0	1	2	0	0	0
D22	at Kentucky	7	1-1	1.000	0-0	.000	0-0	.000	0-1	1	0	0	1	0	0	2
D30	Hampton							DNP								
J2	at UNC	8	0-0	.000	0-0	.000	0-0	.000	0-0	0	0	1	0	0	0	0
J5	Hofstra							DNP								
J8	Delaware							DNP								
J12	at JMU							DNP								
J15	at Drexel	3	0-0	.000	0-0	.000	0-0	.000	0-0	0	0	0	0	0	0	0
J19	UNCW							DNP								
J22	VCU							DNP								
J26	Towson							DNP								
J29	at GMU	9	1-2	.500	0-1	.000	0-0	.000	0-0	0	2	0	0	0	1	2
J31	• at Hofstra	18	0-0	.000	0-0	.000	0-0	.000	0-1	1	3	0	0	0	0	0
F2	Drexel	8	0-0	.000	0-0	.000	0-0	.000	2-0	2	1	0	1	0	0	0
F5	at Delaware	8	0-0	.000	0-0	.000	0-0	.000	0-0	0	0	0	1	0	0	0
F9	at UNCW							DNP								
F12	GMU							DNP								
F16	JMU	2	1-1	1.000	0-0	.000	0-0	.000	0-1	1	0	0	0	0	0	2
F19	ODU							DNP								
F23	at VCU	3	0-0	.000	0-0	.000	0-0	.000	0-1	1	0	0	0	0	0	0
F26	at Towson							DNP								
M4	v. JMU (CAA)	1	0-0	.000	0-0	.000	0-0	.000	0-1	1	0	0	0	0	0	0
M5	v. ODU (CAA)	2	1-1	1.000	0-0	.000	0-0	.000	1-0	1	0	0	0	0	0	2

• Games started

Stratton's Career Statistics

Season	G-GS	Min-Avg	FG-A	Pct	3FG-A	Pct	FT-A	Pct	OR-DR	Reb-Avg	PF-FO	A	TO	Blk	St	Pts-Avg
2004-05	14-1	82-5.9	5-9	.556	0-1	.000	2-2	1.000	7-7	14-1.0	6-0	2	5	0	1	12-0.9

Stratton's CAA Statistics

Season	G-GS	Min-Avg	FG-A	Pct	3FG-A	Pct	FT-A	Pct	OR-DR	Reb-Avg	PF-FO	A	TO	Blk	St	Pts-Avg
2004-05	7-1	51-7.3	2-3	.667	0-1	.000	0-0	.000	2-3	5-0.7	6-0	0	2	0	1	4-0.6



#1 Calvin Baker

6-2 • 185 • Freshman • G • Newport News, VA (Woodside)

High School Career

Played four years for head coach John Richardson ... Named the Virginia Group AA Player of the Year by the Virginia High School Coaches Association and picked as the state's co-player of the year by the Associated Press ... Most Valuable Player of the 2005 VHSCA East-West All-Star game, leading all scorers with 20 points ... Led Woodside High School to two Group AAA state championships ... Two-time *Daily Press* Player of the Year ... Averaged 20.9 points per game as a senior and 20.6 as a junior ... Also played for the Boo Williams AAU team.

Personal

Full name is Calvin James Baker ... Son of Calvin and Wanda Baker ... Born September 18, 1987 in Hampton, Virginia ... Enjoys playing video games.



Off the Court

Most prized possessions

Two state championship rings

Favorite restaurant

Golden Corral

Favorite pro sports team

Cleveland Cavaliers

Favorite cartoon growing up

Rugrats

Favorite sports movie

Remember the Titans

Who would play you in a movie about your life

Mike Epps



#23 Chris Darnell

6-8 • 210 • Freshman • F • Stafford, VA (North Stafford)

High School Career

Played four years for head coach Michael Darnell, his father ... Selected to the Virginia Group AAA all-state second team by the Associated Press ... Played in the Virginia High School Coaches Association East-West All-Star game ... *Free-Lance Star* and district player of the year as a senior ... Set North Stafford High School's career scoring record with 1,464 points ... Averaged 24 points and 10 rebounds a game as a senior ... Also holds school records in rebounds and blocks ... Played on the DC Blue Devils and Virginia Legends AAU teams ... Member of FCA and FBLA.

Personal

Full name is Christopher Michael Darnell ... Son of Michael and Robyn Darnell ... Born December 3, 1986 in Jacksonville, North Carolina ... Plans to major in business.



Off the Court

Most prized possession

Bible

Favorite restaurant

Bojangles

Favorite sports movie

He Got Game

Last good book I read

The Rose that Grew from Concrete

Greatest basketball moment

Breaking high school scoring record



#4 Alex Smith

6-5 • 250 • Freshman • F • Greenville, SC (Oak Hill Academy [VA])

High School Career

Played for national power Oak Hill Academy in 2004-05, which ended the season ranked No. 1 in the nation in the *USA Today* Super 25 Boys' Basketball Rankings and finished the season with a record of 34-2 ... Attended J.L. Mann High School in Greenville, South Carolina before attending Oak Hill, where he averaged 19 points and 14 rebounds a game and was a South Carolina first team all-state selection ... Member of National Honor Society.

Personal

Full name is Desmond Alexis Smith ... Son of Dr. Desmond and Maggie Smith ... Born November 24, 1986 in Plainfield, New Jersey ... Plans to major in biology.



Off the Court

Most prized possession
my bounce

Favorite sports movie
He Got Game

People would be surprised to know
I can ride a unicycle

Favorite TV show
Aqua Teen Hunger Force

Last good book I read
Double Passage

Greatest basketball moment
first time I dunked



#15 Peter Stein

6-9 • 220 • Freshman • F • Bellaire, TX (Westbury Christian)

High School Career

Played four years for head coach Greg Glenn at Westbury Christian School ... Two-time all-state selection ... Helped team win three Texas Private School state championships, including his senior season, when the team went 34-6 ... Averaged 12 points and eight rebounds a game as a senior ... McDonalds All-America nominee ... Played on Houston Select AAU team ... Also lettered two years in soccer.

Personal

Full name is Peter Cooper Stein ... Son of Michael Stein and Alison Scott ... Born October 20, 1986 in Houston, Texas ... Plans to major in business.



Off the Court

Nicknames
The Wizard, Texas Pete

Favorite restaurant
Fugu de Chow (Houston, TX)

Favorite pro sports team
Phoenix Suns

Favorite sports movie
Rudy

Greatest basketball moment
winning the state championship

Best basketball player I've faced
Indi Ebi

Opponent Information



Campbell

Nov. 26, 2005 • 7 PM
Williamsburg, VA

University Information

Location: Buies Creek, North Carolina
 Founded: 1887
 Enrollment: 10,471
 Colors: Orange and Black
 Conference: Atlantic Sun
 Nickname: Fighting Camels
 Arena (Capacity): Carter Gymnasium (947)
 President: Dr. Jerry M. Wallace
 Athletics Director: Stan Williamson

Basketball Information

Head Coach: Robbie Laing (Troy State, 1982)
 Record at CU: 5-49 (2 years)
 Career Record: 5-49 (2 years)
 Assistant Coaches: Brian Alexander (Mississippi State, 1998), Buck Harris (Augusta, 1992), Bobby Kennen (Palm Beach Atlantic, 1993)
 Lettermen Returning/Lost: 10/3
 Starters Returning/Lost: 5/0
 2004-05 Record: 2-25
 2004-05 Conference Record/Finish: 0-20/11th
 2004-05 Postseason: None

Sports Information

Basketball Contact: Stan Cole
 Office Phone: (910) 893-1331
 Home Phone: (910) 898-9413
 Fax: (910) 893-1330
 Press Row Phone: (910) 814-4307
 Email: cole@campbell.edu
 Mailing Address: PO Box 10, Buies Creek, NC 27506
 Website: www.GoCamels.com

2005-06 Schedule

Nov. 18	SAN DIEGO	7:00 PM
Nov. 26	at William and Mary	7:00 PM
Nov. 28	FURMAN	7:00 PM
Dec. 1	STETSON*	8:00 PM
Dec. 3	MERCER*	4:00 PM
Dec. 14	NORTH CAROLINA A&T	7:00 PM
Dec. 17	at Evansville	8:05 PM
Dec. 19	at Indiana State	8:05 PM
Dec. 22	at Florida State	7:00 PM
Jan. 2	at Belmont*	8:00 PM
Jan. 4	at Lipscomb*	8:00 PM
Jan. 7	EAST TENNESSEE STATE*	1:00 PM
Jan. 9	KENNESAW STATE*	7:00 PM
Jan. 13	at Gardner-Webb*	7:30 PM
Jan. 17	FLORIDA ATLANTIC*	7:00 PM
Jan. 19	at North Florida*	7:00 PM
Jan. 21	at Jacksonville*	3:00 PM
Jan. 25	GARDNER-WEBB*	7:00 PM
Jan. 28	NORTH FLORIDA*	1:00 PM
Jan. 30	JACKSONVILLE*	7:00 PM
Feb. 2	at Florida Atlantic*	7:00 PM
Feb. 9	at East Tennessee State*	7:00 PM
Feb. 11	at Kennesaw State*	5:00 PM
Feb. 16	LIPSCOMB*	7:00 PM
Feb. 18	BELMONT*	1:00 PM
Feb. 23	at Stetson*	7:00 PM
Feb. 25	at Mercer*	2:00 PM
Mar. 2-4	Atlantic Sun Championship	

* Atlantic Sun game



Delaware

Feb. 15, 2006 • 7 PM
Williamsburg, VA

University Information

Location: Newark, Delaware
 Founded: 1743
 Enrollment: 16,000
 Colors: Royal Blue and Gold
 Conference: Colonial Athletic Association
 Nickname: Fightin' Blue Hens
 Arena (Capacity): Bob Carpenter Center (5,000)
 President: David P. Roselle
 Athletics Director: Edgar N. Johnson

Basketball Information

Head Coach: David Henderson (Duke, 1986)
 Record at UD: 76-72 (Five seasons)
 Career Record: 76-72 (Five seasons)
 Assistant Coaches: Kenny Blakeney (Duke, 1995), Darryl Jacobs (William Penn, 1989), Ryan Iversen (Delaware, 2003)
 Lettermen Returning/Lost: 5/7
 Starters Returning/Lost: 2/3
 2004-05 Record: 11-20
 2004-05 Conference Record/Finish: 7-11/7th
 2004-05 Postseason: None

Sports Information

Basketball Contact: Kevin Tritt
 Office Phone: (302) 831-2186
 Cell Phone: (302) 602-0641
 Fax: (302) 831-8653
 Press Row Phone: (302) 831-8715
 Email: ktritt@udel.edu
 Mailing Address: 631 S. College Avenue, Newark, DE 19716
 Website: www.udel.edu/sportsInfo

2005-06 Schedule

Nov. 18	vs. The Citadel	9:00 PM
Nov. 19	vs. Stetson	8:00 PM
Nov. 20	at North Carolina State	2:00 PM
Nov. 22	at Georgia State*	7:00 PM
Nov. 26	at Marist	7:30 PM
Dec. 1	at UMBC	7:00 PM
Dec. 3	at Hofstra*	4:00 PM
Dec. 10	at Rider	3:00 PM
Dec. 19	UNC GREENSBORO	7:30 PM
Dec. 29	CENTRAL CONNECTICUT	7:30 PM
Dec. 31	LOYOLA (MD)	1:00 PM
Jan. 5	UNC WILMINGTON*	7:30 PM
Jan. 7	at George Mason*	7:00 PM
Jan. 12	at Northeastern*	7:00 PM
Jan. 14	TOWSON*	7:30 PM
Jan. 19	JAMES MADISON*	7:30 PM
Jan. 21	at Drexel*	1:00 PM
Jan. 26	VA COMMONWEALTH*	7:30 PM
Jan. 28	at Towson*	4:00 PM
Feb. 2	GEORGE MASON*	7:30 PM
Feb. 4	HOFSTRA*	7:30 PM
Feb. 6	at James Madison*	7:00 PM
Feb. 9	at UNC Wilmington*	7:00 PM
Feb. 11	DREXEL*	7:30 PM
Feb. 15	at William & Mary*	7:00 PM
Feb. 18	at ESPN Bracket Buster (TBA)	TBA
Feb. 23	NORTHEASTERN*	7:30 PM
Feb. 25	OLD DOMINION*	7:30 PM
March 3-6	Colonial Athletic Association Championship	

* Colonial Athletic Association game



Drexel

Jan. 5, 2006 • 7 PM
Williamsburg, VA
Feb. 23, 2006 • 7 PM
Philadelphia, PA

University Information

Location: Philadelphia, Pennsylvania
 Founded: 1891
 Enrollment: 11,619
 Colors: Navy Blue and Gold
 Conference: Colonial Athletic Association
 Nickname: Dragons
 Arena (Capacity): Daskalakis Athletic Center (2,300)
 President: Dr. Constantine N. Papadakis
 Athletics Director: Dr. Eric Zillmer

Basketball Information

Head Coach: James "Bruiser" Flint (Saint Joseph's, 1987)
 Record at DU: 68-49 (Four seasons)
 Career Record: 154-121 (Nine seasons)
 Assistant Coaches: Geoff Arnold (Saint Joseph's, 1986), Mike Connors (Ithaca, 1983), Tony Chiles (Columbia, 1989)
 Lettermen Returning/Lost: 8/5
 Starters Returning/Lost: 1/4
 2004-05 Record: 17-12
 2004-05 Conference Record/Finish: 12-6/T-4th
 2004-05 Postseason: First Round NIT

Sports Information

Basketball Contact: Mike Tuberosa
 Office Phone: (215) 895-1591
 Home Phone: (610) 449-1911
 Fax: (215) 895-2038
 Press Row Phone: (215) 895-2041
 Email: tuberosa@drexel.edu
 Mailing Address: 3141 Chestnut Street, Philadelphia, PA 19104
 Website: www.drexel.edu/sports

2005-06 Schedule

Nov. 14	at Princeton (Preseason NIT)	TBA
Nov. 21	RIDER	7:30 PM
Nov. 26	at Penn	TBA
Nov. 29	at Saint Joseph's (Palestra)	TBA
Dec. 3	vs. La Salle (Palestra, Big Five Classic)	12:00 PM
Dec. 7	JAMES MADISON *	8:00 PM
Dec. 10	OLD DOMINION *	3:00 PM
Dec. 17	at Fairleigh Dickinson	7:30 PM
Dec. 20	BALL STATE	7:30 PM
Dec. 31	at Monmouth	4:00 PM
Jan. 5	at William and Mary *	7:00 PM
Jan. 7	at Virginia Commonwealth *	7:30 PM
Jan. 12	UNC WILMINGTON *	7:30 PM
Jan. 14	at Northeastern *	TBA
Jan. 19	GEORGIA STATE *	7:30 PM
Jan. 21	DELAWARE *	1:00 PM
Jan. 23	TOWSON *	7:30 PM
Jan. 26	at Old Dominion *	7:00 PM
Jan. 28	HOFSTRA *	4:00 PM
Feb. 2	at UNC Wilmington *	7:00 PM
Feb. 4	at Towson *	4:00 PM
Feb. 9	NORTHEASTERN *	7:30 PM
Feb. 11	at Delaware *	2:00 PM
Feb. 15	at George Mason *	7:00 PM
Feb. 18	Bracket Busters vs. TBA	TBA
Feb. 23	WILLIAM AND MARY *	7:30 PM
Feb. 25	at Hofstra *	TBA
Mar 3-6	Colonial Athletic Association Championship	

* Colonial Athletic Association game

Opponent Information



George Mason

Jan. 12, 2006 • 7 PM
Williamsburg, VA
Jan. 26, 2006 • 7 PM
Fairfax, VA



Georgia State

Jan. 14, 2006 • 2 PM
Atlanta, GA
Feb. 4, 2006 • 7 PM
Williamsburg, VA



Hampton

Nov. 22, 2005 • 7 PM
Hampton, VA

University Information

Location: Fairfax, Virginia
 Enrollment: 28,874
 Founded: 1957 (University Status, 1972)
 Colors: Green and Gold
 Conference: Colonial Athletic Association
 Nickname: Patriots
 Arena (Capacity): Patriot Center (10,000)
 President: Dr. Alan G. Merten
 Athletic Director: Thomas J. O'Connor

Basketball Information

Head Coach: Jim Larranaga (Providence, 1971)
 Record at GMU: 139-97 (Eight seasons)
 Overall Record: 337-265 (21 seasons)
 Assistant Coaches: Chris Caputo (Westfield State, 2002), Scott Cherry (North Carolina 1993), James Johnson (Ferrum 1993)
 Lettermen Returning/Lost: 12/0
 Starters Returning/Lost: 5/0
 2004-05 Record: 16-13
 2004-05 Conference Record/Finish: 10-8/6th
 2004-05 Postseason: None

Sports Information

Basketball Contact: Richard Coco
 Office phone: (703) 993-3264
 Home phone: (301) 294-7914
 Fax: (703) 993-3259
 Press Row Phone: (703) 993-3044
 E-mail address: rcoco@gmu.edu
 Mailing Address: MSN 3A5/Sports Information, George Mason University, 4400 University Drive, Fairfax, VA 22030-4444
 Website: www.GoMason.com

2005-06 Schedule

Nov. 10	vs. UC-Irvine	5:00 PM
Nov. 11	vs. Wake Forest/Mississippi Valley State	TBA
Nov. 17	Coaches vs Cancer Semi-Finals	TBA
Nov. 18	Coaches vs Cancer Finals	TBA
Nov. 22	CREIGHTON	7:00 PM
Nov. 26	at Manhattan	TBA
Dec. 2	at Georgia State *	7:00 PM
Dec. 5	vs. American	6:30 PM
Dec. 7	at Old Dominion *	7:00 PM
Dec. 10	RADFORD	7:00 PM
Dec. 21	HAMPTON	7:00 PM
Dec. 27	HOLY CROSS	7:00 PM
Dec. 30	at Mississippi State	8:00 PM
Jan. 2	at Northeastern *	7:30 PM
Jan. 5	VIRGINIA COMMONWEALTH *	7:00 PM
Jan. 7	DELAWARE *	7:00 PM
Jan. 12	at William and Mary *	7:00 PM
Jan. 14	at James Madison *	7:00 PM
Jan. 19	NORTHEASTERN *	7:00 PM
Jan. 21	at UNC Wilmington *	7:00 PM
Jan. 26	WILLIAM AND MARY *	7:00 PM
Jan. 28	OLD DOMINION *	7:00 PM
Feb. 2	at Delaware *	7:30 PM
Feb. 4	UNC WILMINGTON *	7:00 PM
Feb. 9	at Virginia Commonwealth *	7:00 PM
Feb. 11	TOWSON *	4:30 PM
Feb. 15	DREXEL *	7:00 PM
Feb. 18	at Bracket Buster	TBA
Feb. 23	at Hofstra *	7:00 PM
Feb. 25	JAMES MADISON *	2:00 PM
Mar. 3-6	Colonial Athletic Association Championship	

* Colonial Athletic Association game

University Information

Location: Atlanta, Georgia
 Enrollment: 28,000
 Founded: 1913
 Colors: Blue and White
 Conference: Colonial Athletic Association
 Nickname: Panthers
 Arena (Capacity): GSU Sports Arena (4,500)
 President: Dr. Carl Patton
 Athletic Director: Mary McElroy

Basketball Information

Head Coach: Michael Perry (Richmond, 1981)
 Record at GSU: 44-33 (Three Seasons)
 Career Record: 44-33 (Three Seasons)
 Assistant Coaches: Drew Catlett (Randolph-Macon, 1985), Chris Cheeks (Virginia Commonwealth, 1990), Mark Dannhoff (Wisconsin-LaCrosse, 1990)
 Lettermen Returning/Lost: 6/5
 Starters Returning/Lost: 2/3
 2004-05 Overall Record: 14-15
 2004-05 Conference Record/Finish: 11-9/4th
 2004-05 Postseason: None

Sports Information

Basketball Contact: Charlie Taylor
 Office Phone: (404) 651-2071
 Fax: (404) 651-3204
 Press Row Phone: (404) 651-0563
 Email: ctaylor@gsu.edu
 Mailing Address: GSU Sports Arena, 125 Decatur Street, Suite 130, Atlanta, GA 30303
 Web Site: www.GeorgiaStateSports.com

2005-06 Schedule

Nov. 22	DELAWARE *	7:00 PM
Nov. 26	CHARLOTTE	2:00 PM
Nov. 29	LOUISIANA-LAFAYETTE	7:00 PM
Dec. 2	GEORGE MASON *	7:00 PM
Dec. 6	KENTUCKY	7:00 PM
Dec. 10	vs. Georgia	12:00 PM
Dec. 17	at Alabama	8:00 PM
Dec. 20	at Virginia Commonwealth *	12:00 PM
Dec. 30	at Alabama State	8:00 PM
Jan. 2	at Louisiana-Lafayette	8:00 PM
Jan. 5	at Northeastern *	7:00 PM
Jan. 7	at Hofstra *	4:00 PM
Jan. 12	OLD DOMINION *	7:00 PM
Jan. 14	WILLIAM AND MARY *	2:00 PM
Jan. 19	at Drexel *	7:30 PM
Jan. 21	at Towson *	4:00 PM
Jan. 26	NORTHEASTERN *	7:00 PM
Jan. 28	VIRGINIA COMMONWEALTH *	2:00 PM
Feb. 2	at James Madison *	7:00 PM
Feb. 4	at William and Mary *	7:00 PM
Feb. 9	HOFSTRA *	7:00 PM
Feb. 11	UNC WILMINGTON *	2:00 PM
Feb. 15	at Old Dominion *	7:00 PM
Feb. 18	Bracket Buster	TBA
Feb. 23	TOWSON *	7:00 PM
Feb. 25	at UNC Wilmington *	7:00 PM
Mar. 3-6	Colonial Athletic Association Championship	

* Colonial Athletic Association game

University Information

Location: Hampton, Virginia
 Founded: 1868
 Enrollment: 5,790
 Colors: Royal Blue and White
 Conference: Mid-Eastern Athletic Conference
 Nickname: Pirates
 Arena (Capacity): Hampton Univ. Convocation Center (7,200)
 President: Dr. William R. Harvey
 Athletics Director: Joseph Taylor

Basketball Information

Head Coach: Bobby Collins (Eastern Kentucky, 1991)
 Record at HU: 49-41 (Three seasons)
 Career Record: 49-41 (Three seasons)
 Assistant Coaches: Richard Morgan (Virginia, 1989), Lonnie Blow (Virginia Wesleyan, 1982), Tellis Frank (Western Kentucky, 1987)
 Lettermen Returning/Lost: 9/5
 Starters Returning/Lost: 3/2
 2004-05 Record: 17-13
 2004-05 Conference Record/Finish: 13-5/T2nd
 2004-05 Postseason: None

Sports Information

Basketball Contact: Jamar Ross
 Office Phone: (757) 727-5811
 Home Phone: (757) 871-9475
 Fax: (757) 727-5813
 Press Row Phone: (757) 728-6886
 Email: jamar.ross@hamptonu.edu
 Mailing Address: 194 Holland Hall, Hampton, VA 23668
 Website: www.hamptonu.edu

2005-06 Schedule

Nov. 18	at Richmond	7:00 PM
Nov. 22	WILLIAM & MARY	7:00 PM
Nov. 26	at UNC Greensboro	7:00 PM
Dec. 3	NORFOLK STATE *	4:00 PM
Dec. 6	RADFORD	7:00 PM
Dec. 18	at Yale	3:00 PM
Dec. 21	at George Mason	7:00 PM
Dec. 30	VIRGINIA COMMONWEALTH	7:00 PM
Jan. 4	at Bethune-Cookman *	8:00 PM
Jan. 7	MARYLAND EASTERN SHORE *	6:00 PM
Jan. 9	HOWARD *	8:00 PM
Jan. 14	at Morgan State *	6:00 PM
Jan. 16	at Coppin State *	8:00 PM
Jan. 21	DELAWARE STATE *	6:00 PM
Jan. 23	SAVANNAH STATE	7:00 PM
Jan. 28	SOUTH CAROLINA STATE *	6:00 PM
Jan. 30	NORTH CAROLINA A&T *	8:00 PM
Feb. 4	at Maryland Eastern Shore *	4:00 PM
Feb. 6	at Howard *	8:00 PM
Feb. 11	MORGAN STATE *	6:00 PM
Feb. 13	COPPIN STATE *	8:00 PM
Feb. 16	at Norfolk State *	8:00 PM
Feb. 18	at Delaware State *	4:00 PM
Feb. 20	LONGWOOD	7:00 PM
Feb. 25	at South Carolina State *	4:00 PM
Feb. 27	at North Carolina A&T *	8:00 PM
Mar. 1	FLORIDA A&M *	8:00 PM
Mar. 6-11	Mid-Eastern Athletic Conference Championship	

* Mid-Eastern Athletic Conference game

Opponent Information



High Point

**Possible W&M Tip-Off
Classic Opponent
Nov. 19, 2005 • 8 PM
Williamsburg, VA**

University Information

Location: High Point, North Carolina
Enrollment: 3,100
Founded: 1924
Colors: Purple and White
Conference: Big South
Nickname: Panthers
Arena (Capacity): Millis Athletic Center (2,565)
President: Dr. Nido Qubein
Athletic Director: Dr. Woody Gibson

Basketball Information

Head Coach: Bart Lundy (Winthrop, 1993)
Record at HP: 32-29 (Two seasons)
Overall Record: 147-68 (Eight seasons)
Associate Coach: Josh Schertz (Florida Atlantic, 2000)
Assistant Coaches: Don Burgess (Radford, 1995), Justin Furr (Wingate, 1999)
Lettermen Returning/Lost: 6/9
Starters Returning/Lost: 2/3
2004-05 Record: 13-18
2004-05 Conference Record/Finish: 7-9/T4th
2004-05 Postseason: None

Sports Information

Basketball Contact: Brian Morgan
Office Phone: (336) 841-4605
Cell Phone: (336) 848-7932
Fax: (336) 841-9182
Press Row Phone: (336) 841-4638
E-mail address: bmorgan@highpoint.edu
Mailing Address: High Point Athletics, 833 Montlieu Avenue, High Point, NC 27262
Website: www.highpointpanthers.com

2005-06 Schedule

Nov. 18	vs. Holy Cross	6:00 PM
Nov. 19	vs. Maine or at William and Mary	6/8:00 PM
Nov. 21	SOUTHEASTERN COLLEGE	7:00 PM
Nov. 26	WESTERN CAROLINA	7:00 PM
Nov. 29	at Kentucky	7:00 PM
Dec. 3	FERRUM COLLEGE	7:00 PM
Dec. 7	at Elon	7:00 PM
Dec. 17	at Longwood	7:00 PM
Dec. 28	at Utah	9:00 PM
Dec. 30	at Utah Valley State	9:05 PM
Jan. 3	at Liberty *	8:00 PM
Jan. 7	CHARLESTON SOUTHERN *	7:00 PM
Jan. 9	COASTAL CAROLINA *	7:00 PM
Jan. 12	at VMI *	7:00 PM
Jan. 18	at Radford *	7:00 PM
Jan. 21	WINTHROP *	7:00 PM
Jan. 23	BIRMINGHAM SOUTHERN *	7:00 PM
Jan. 28	at UNC Asheville *	7:00 PM
Feb. 1	RADFORD *	7:00 PM
Feb. 4	at Charleston Southern *	4:00 PM
Feb. 6	at Coastal Carolina *	7:00 PM
Feb. 11	at Birmingham Southern *	8:00 PM
Feb. 15	VMI *	7:00 PM
Feb. 18	at ESPN Bracket Buster	TBA
Feb. 20	UNC ASHEVILLE *	9:00 PM
Feb. 23	at Winthrop *	7:00 PM
Feb. 25	LIBERTY *	7:00 PM
Feb. 28-Mar. 4	Big South Conference Championship	

*Big South game



Hofstra

**Feb. 20, 2006 • 7 PM
Williamsburg, VA**

University Information

Location: Hempstead, New York
Enrollment: 13,400
Founded: 1935
Colors: Gold, White and Blue
Conference: Colonial Athletic Association
Nickname: Pride
Arena (Capacity): Hofstra Arena (5,124)
President: Stuart Rabinowitz
Director of Athletics: Jack Hayes

Basketball Information

Head Coach: Tom Pecora (Adelphi, 1983)
Record at Hofstra: 55-65 (Four seasons)
Overall Record: 55-65 (Four seasons)
Assistant Coaches: Tom Parrotta (Fordham, 1988), Van Macon (Southampton, 1994), David Duke (Albany, 1997)
Lettermen Returning/Lost: 8/3
Starters Returning/Lost: 4/1
2004-05 Record: 21-9
2004-05 Conference Record/Finish: 12-6/4th
2004-05 Postseason: NIT, First round


Sports Information

Basketball Contact: Jeremy Kniffin
Office Phone: (516) 463-6759
Home Phone: (516) 561-0757
Cell Phone: (516) 523-6185
Fax: (516) 463-5033
Press Row Phone: (516) 463-7725
Email: athjzk@hofstra.edu
Mailing Address: PFC 233, 1000 Fulton Avenue, Hempstead, NY 11549
Website: www.hofstra.edu/athletics

2005-06 Schedule

Nov. 19	FLORIDA INTERNATIONAL	4:00 PM
Nov. 22	at Notre Dame	7:30 PM
Nov. 29	at St. John's	7:00 PM
Dec. 1	BINGHAMTON	7:00 PM
Dec. 3	DELAWARE *	4:00 PM
Dec. 7	at Virginia Commonwealth *	7:30 PM
Dec. 14	STONY BROOK	7:00 PM
Dec. 17	vs. Dartmouth (Madison Square Garden)	12:00 PM
Dec. 22	at St. Francis (NY)	7:00 PM
Dec. 30	at La Salle	7:05 PM
Jan. 5	JAMES MADISON *	7:00 PM
Jan. 7	GEORGIA STATE *	4:00 PM
Jan. 12	at Towson *	7:30 PM
Jan. 14	UNC WILMINGTON *	4:00 PM
Jan. 19	at Old Dominion *	7:00 PM
Jan. 21	at Northeastern *	1:00 PM
Jan. 26	TOWSON *	7:00 PM
Jan. 28	at Drexel *	7:30 PM
Feb. 2	OLD DOMINION *	7:00 PM
Feb. 4	at Delaware *	7:30 PM
Feb. 9	at Georgia State *	7:00 PM
Feb. 11	NORTHEASTERN *	4:00 PM
Feb. 15	at UNC Wilmington *	7:00 PM
Feb. 18	BRACKET BUSTERS	4:00 PM
Feb. 20	at William and Mary *	7:00 PM
Feb. 23	GEORGE MASON *	7:00 PM
Feb. 25	DREXEL *	4:00 PM
Mar. 3-6	Colonial Athletic Association Championship	

* Colonial Athletic Association game



Holy Cross

**Possible W&M Tip-Off
Classic Opponent
Nov. 19, 2005 • 8 PM
Williamsburg, VA**

University Information

Location: Worcester, Massachusetts
Enrollment: 2,718
Founded: 1843
Color: Royal Purple
Conference: Patriot League
Nickname: Crusaders
Arena (Capacity): Hart Center (3,600)
President: Rev. Michael C. McFarland, S.J.
Athletic Director: Richard M. Regan, Jr.

Basketball Information

Head Coach: Ralph Willard (Holy Cross, 1967)
Record at HC: 114-68 (Six seasons)
Overall Record: 258-192 (15 seasons)
Assistant Coaches: Darryl Hilliard (Maine-Farmington, 1988), Andrew Sachs (Salisbury State, 1990), Mark Jerz (Holy Cross, 2003)
Lettermen Returning/Lost: 7/5
Starters Returning/Lost: 2/3
2004-05 Record: 25-7
2004-05 Conference Record/Finish: 13-1/1st
2004-05 Postseason: NIT, Second round

Sports Information

Basketball Contact: Charles Bare
Office Phone: (508) 793-2593
Fax: (508) 793-2229
Press Row Phone: (508) 793-3980
Email: cbare@holycross.edu
Mailing Address: 1 College Street, Worcester, MA 01610
Website: www.GoHolyCross.com

2005-06 Schedule

Nov. 18	vs. High Point	6:00 PM
Nov. 19	vs. Maine or at William & Mary	TBA
Nov. 22	HARVARD	8:30 PM
Nov. 25	at Cincinnati	TBA
Nov. 28	at Vermont	7:00 PM
Dec. 1	at Siena	7:00 PM
Dec. 4	FORDHAM	1:00 PM
Dec. 7	BROWN	8:30 PM
Dec. 19	vs. Tennessee-Chattanooga	12:00 PM
Dec. 20	vs. Clemson or Puerto Rico-Mayaguez	TBA
Dec. 21	vs. Akron, Liberty, Miss St or Mt St Mary's	TBA
Dec. 27	at George Mason	7:00 PM
Dec. 30	at Northeastern	7:00 PM
Jan. 2	BOSTON UNIVERSITY	7:00 PM
Jan. 7	LAFAYETTE*	3:30 PM
Jan. 11	at Army*	7:00 PM
Jan. 14	at Bucknell*	1:00 PM
Jan. 17	BOSTON COLLEGE	7:00 PM
Jan. 21	AMERICAN*	3:30 PM
Jan. 25	COLGATE*	7:00 PM
Jan. 28	at Lehigh*	7:30 PM
Feb. 1	at Navy*	7:30 PM
Feb. 4	at Lafayette*	1:00 PM
Feb. 8	ARMY*	7:00 PM
Feb. 11	BUCKNELL*	3:30 PM
Feb. 15	NAVY*	7:00 PM
Feb. 18	at American*	2:00 PM
Feb. 22	at Colgate*	7:00 PM
Feb. 26	LEHIGH*	1:00 PM
Mar. 3, 5, 10	Patriot League Championship	

* Patriot League game

Opponent Information



James Madison

Jan. 28, 2006 • 2 PM
Williamsburg, VA
Feb. 11, 2006 • 7 PM
Harrisonburg, VA

University Information

Location: Harrisonburg, Virginia
 Enrollment: 16,200
 Founded: 1908
 Colors: Purple and Gold
 Conference: Colonial Athletic Association
 Nickname: Dukes
 Arena (Capacity): JMU Convocation Center (7,156)
 President: Dr. Linwood P. Rose
 Athletic Director: Jeffrey Bourne

Basketball Information

Head Coach: Dean Keener (Davidson, 1988)
 Record at JMU: 6-22 (One season)
 Overall Record: 6-22 (One season)
 Assistant Coaches: John Babul (Georgia Tech, 2001), Michael Kelly (St. Joseph's-Maine, 1993), Jake Morton (Miami (FL), 1993)
 Lettermen Returning/Lost: 8/4
 Starters Returning/Lost: 5/0
 2004-05 Record: 6-22
 2004-05 Conference Record/Finish: 3-15/T8th
 2004-05 Postseason: N/A

Sports Information

Basketball Contact: Gary Michael
 Office Phone: (540) 568-6154
 Home Phone: (540) 337-7310
 Fax: (540) 568-3703
 Press Row Phone: (540) 568-6710
 Email: michaegl@jmu.edu
 Mailing Address: MSC 2303 Sports Media Relations, James Madison University, Harrisonburg, VA 22807
 Website: www.jmusports.com

2005-06 Schedule

Nov. 21	GEORGETOWN	7:00 PM
Nov. 26	VIRGINIA MILITARY INSTITUTE	7:00 PM
Nov. 28	APPALACHIAN STATE	7:00 PM
Dec. 3	NORTHEASTERN*	7:00 PM
Dec. 7	at Drexel*	8:00 PM
Dec. 11	LA SALLE	2:00 PM
Dec. 21	at Youngstown State	7:30 PM
Dec. 29	vs. Yale	6:00 PM
Dec. 30	at Texas A&M-CC or vs. Savannah St.	TBA
Jan. 2	VIRGINIA TECH	4:00 PM
Jan. 5	at Hofstra*	7:00 PM
Jan. 7	TOWSON*	7:00 PM
Jan. 12	VIRGINIA COMMONWEALTH*	7:00 PM
Jan. 14	GEORGE MASON*	7:00 PM
Jan. 19	at Delaware*	7:30 PM
Jan. 21	at Virginia Commonwealth*	7:30 PM
Jan. 26	UNC WILMINGTON*	7:00 PM
Jan. 28	at William & Mary*	2:00 PM
Feb. 2	GEORGIA STATE*	7:00 PM
Feb. 4	at Old Dominion*	7:00 PM
Feb. 6	DELAWARE*	7:00 PM
Feb. 9	at Towson*	7:30 PM
Feb. 11	WILLIAM & MARY*	7:00 PM
Feb. 15	at Northeastern*	7:00 PM
Feb. 18	at Longwood	3:00 PM
Feb. 23	OLD DOMINION*	7:00 PM
Feb. 25	at George Mason*	2:00 PM
Mar. 3-6	Colonial Athletic Association Championship	

* Colonial Athletic Association game



Longwood

Nov. 28, 2005 • 7 PM
Farmville, VA

University Information

Location: Farmville, Virginia
 Enrollment: 4,350
 Founded: 1839
 Colors: Blue and White
 Conference: Independent
 Nickname: Lancers
 Arena (Capacity): Willett Hall (2,522)
 President: Dr. Patricia P. Cormier
 Director of Athletics: Rick Mazzuto

Basketball Information

Head Coach: Mike Gillian (North Adams State, 1986)
 Overall Record: 6-52 (Two seasons)
 Record At LU: 6-52 (Two seasons)
 Assistant Coaches: Bill Reinson (Phoenix, 2000), Doug Thibault (Boise State, 1998), Michael Huger (Bowling Green State, 1993)
 Lettermen Returning/Lost: 11/3
 Starters Returning/Lost: 4/1
 2004-05 Record: 1-30
 2004-05 Postseason: None

Sports Information

Basketball Contact: Greg Prouty
 Office Phone: (434) 395-2097
 Home Phone: (434) 392-9679
 Cell Phone: (434) 390-0571
 Fax: (434) 395-2568
 Press Row Phone: (434) 395-2871
 Email: proutygd@longwood.edu
 Mailing Address: 201 High Street, Farmville, VA 23909-1899
 Website: www.longwoodlancers.com

2005-06 Schedule

Nov. 18	at Nebraska	8:00 PM
Nov. 19	vs. Louisiana Tech	7:00 PM
Nov. 20	vs. Yale	2:00 PM
Nov. 26	VIRGINIA-WISE	3:00 PM
Nov. 28	WILLIAM AND MARY	7:00 PM
Nov. 30	LIBERTY	7:00 PM
Dec. 3	at UMKC	8:00 PM
Dec. 5	at Kansas State	8:00 PM
Dec. 10	vs. Villanova (Atlantic City, NJ)	7:30 PM
Dec. 17	HIGH POINT	3:00 PM
Dec. 20	VALPARAISO	7:00 PM
Dec. 22	at Virginia Commonwealth	7:30 PM
Dec. 29	at College of Charleston	7:30 PM
Dec. 30	vs. Long Island or Rider	5:30/7:30 PM
Jan. 5	at IPFW	8:00 PM
Jan. 7	at Valparaiso	8:05 PM
Jan. 17	at Navy	7:30 PM
Jan. 21	at Savannah State	4:00 PM
Jan. 28	HARTFORD	3:00 PM
Jan. 30	IPFW	7:00 PM
Feb. 2	NORTH CAROLINA A&T	7:00 PM
Feb. 4	at Texas A&M-Corpus Christi	8:00 PM
Feb. 13	at Liberty	7:00 PM
Feb. 15	at Virginia	7:00 PM
Feb. 18	JAMES MADISON	3:00 PM
Feb. 20	at Hampton	7:00 PM
Feb. 25	SAVANNAH STATE	3:00 PM
Mar. 4	UTAH VALLEY STATE	3:00 PM



Maine

Nov. 18, 2005 • 8 PM
Williamsburg, VA

University Information

Location: Orono, Maine
 Enrollment: 11,300
 Founded: 1865
 Colors: Blue and White
 Conference: America East
 Nickname: Black Bears
 Arena (Capacity): Harold Alfond Sports Arena (5,712)
 President: Dr. Robert Kennedy
 Interim Director of Athletics: Blake James

Basketball Information

Head Coach: Ted Woodward (Bucknell '86)
 Record at UM: 14-15 (One season)
 Overall Record: 14-15 (One season)
 Assistant Coaches: Michael Burden (Rowan, 1995), Douglas Leichner (Central Connecticut State, 1992)
 Lettermen Returning/Lost: 6/4
 Starters Returning/Lost: 2/3
 2004-05 Record: 14-15
 2004-05 Conference Record/Finish: 8-10/T5th
 2004-05 Postseason: N/A

Sports Information

Basketball Contact: Laura Reed
 Office Phone: (207) 581-3646
 Cell Phone: (207) 478-4256
 Fax: (207) 581-3297
 Press Row Phone: (207) 581-1049
 Email: Laura.Reed@umit.maine.edu
 Mailing Address: University of Maine, Athletic Media Relations, 5747 Memorial Gym, Orono, ME 04469-5747
 Web Site: www.GoBlackBears.com

2005-06 Schedule

Nov. 18	at William and Mary	8:00 PM
Nov. 19	vs. High Point or Holy Cross	6:00 PM
Nov. 22	UMFK	7:30 PM
Nov. 26	at Pittsburgh	7:00 PM
Nov. 28	at Robert Morris	7:00 PM
Dec. 3	at Hartford*	1:00 PM
Dec. 5	MORGAN STATE	7:30 PM
Dec. 10	BOSTON UNIVERSITY*	1:00 PM
Dec. 13	vs. Dartmouth	7:00 PM
Dec. 15	at Rutgers	7:30 PM
Dec. 29	vs. Chattanooga, Mercer, or Howard	6/8:00 PM
Dec. 30	vs. Chattanooga, Mercer, or Howard	6/8:00 PM
Jan. 3	MAINE-MACHIAS	7:30 PM
Jan. 7	at Albany*	2:00 PM
Jan. 12	BINGHAMTON*	7:30 PM
Jan. 15	VERMONT*	1:00 PM
Jan. 19	at New Hampshire*	7:00 PM
Jan. 22	at UMBC*	4:00 PM
Jan. 25	STONY BROOK*	7:30 PM
Jan. 29	at Boston University*	1:00 PM
Feb. 2	HARTFORD*	7:30 PM
Feb. 5	at Binghamton*	1:00 PM
Feb. 11	ALBANY*	7:30 PM
Feb. 15	at Vermont*	7:00 PM
Feb. 19	NEW HAMPSHIRE*	1:00 PM
Feb. 23	UMBC*	7:30 PM
Feb. 26	at Stony Brook*	1:00 PM
Mar. 3-5, 11	America East Championship	

* America East game

Opponent Information



UMBC

Dec. 17, 2005 • 4 PM
Baltimore, MD

University Information

Location: Baltimore, Maryland
 Enrollment: 12,000
 Founded: 1966
 Colors: Black and Gold with Red
 Conference: America East
 Nickname: Retrievers
 Arena (Capacity): Retriever Activities Center (RAC) Arena (4,000)
 President: Dr. Freeman Hrabowski
 Athletics Director: Dr. Charles Brown

Basketball Information

Head Coach: Randy Monroe (Cheyney (Pa.), 1987)
 Record at UMBC: 11-19 (One season)
 Overall Record: 11-19 (One season)
 Assistant Coaches: Kevin Baggett (St. Joseph's, 1989), Dino Presley (Kutztown, 1993), R.C. Kehoe (Shippensburg, 2003)
 Lettermen Returning/Lost: 6/6
 Starters Returning/Lost: 2/3
 2004-05 Record: 11-19
 2004-05 Conference Record/Finish: 5-13/T8th
 2004-05 Postseason: None

Sports Information

Basketball Contact: Steve Levy
 Office Phone: (410) 455-2197
 Fax: (410) 455-3994
 Press Row Phone: (410) 455-3840
 Email: slevy@umbc.edu
 Mailing Address: 307 RAC Arena, UMBC, 1000 Hilltop Circle, Baltimore, MD 21250
 Website: www.umbcretrievers.com

2005-06 Schedule

Nov. 18	MARYLAND-EASTERN SHORE	7:00 PM
Nov. 20	LA SALLE	6:00 PM
Nov. 22	at Towson	7:30 PM
Nov. 27	at Loyola	6:00 PM
Dec. 1	DELAWARE	7:00 PM
Dec. 7	at West Virginia	7:00 PM
Dec. 10	STONY BROOK *	7:00 PM
Dec. 17	WILLIAM AND MARY	4:00 PM
Dec. 20	at San Diego State	11:00 PM
Dec. 22	at Long Beach State	10:30 PM
Dec. 28	vs. Virginia (at VCU)	7:00 PM
Jan. 3	at Navy	7:00 PM
Jan. 5	BOSTON UNIVERSITY *	7:00 PM
Jan. 8	at Vermont *	1:00 PM
Jan. 11	NEW HAMPSHIRE *	7:00 PM
Jan. 15	HARTFORD *	4:00 PM
Jan. 22	MAINE *	4:00 PM
Jan. 25	at Albany *	7:00 PM
Jan. 28	at Stony Brook *	1:00 PM
Feb. 2	BINGHAMTON *	7:00 PM
Feb. 5	at New Hampshire *	1:00 PM
Feb. 8	at Boston University *	7:00 PM
Feb. 11	VERMONT *	4:00 PM
Feb. 15	at Hartford *	7:00 PM
Feb. 20	at Binghamton *	7:00 PM
Feb. 23	at Maine *	7:00 PM
Feb. 26	ALBANY *	4:00 PM
Mar. 3-5, 11	America East Championship	

* America East game



UNC Greensboro

Dec. 21, 2005 • 7 PM
Williamsburg, VA

University Information

Location: Greensboro, North Carolina
 Enrollment: 14,900
 Founded: 1891
 Colors: Gold, White, and Navy
 Conference: Southern
 Nickname: Spartans
 Arena (Capacity): Fleming Gymnasium (2,320)
 President: Dr. Patricia A. Sullivan
 Athletics Director: Nelson E. Bobb

Basketball Information

Head Coach: Mike Dement (East Carolina, 1976)
 Record at UNCG: 55-56 (Four seasons)
 Overall Record: 260-243 (18 seasons)
 Associate Head Coach: Anthony Jones (Illinois State, 1981)
 Assistant Coaches: Brooks Lee (Campbell, 2002), Rod Jensen (Redlands, 1975)
 Lettermen Returning/Lost: 6/3
 Starters Returning/Lost: 3/3
 2004-05 Record: 18-12
 2004-05 Conference Record/Finish: 9-7/T2nd(North)
 2004-05 Postseason: None


Sports Information

Basketball Contact: Mike Hirschman
 Office Phone: (336) 334-5615
 Cell Phone: (336) 202-5331
 Fax: (336) 334-3182
 Press Row Phone: (336) 334-3270
 Email: mwHIRSCH@uncg.edu
 Mailing Address: PO Box 26168, Greensboro, NC 27402-6168
 Website: www.uncgspartans.com

2005-06 Schedule

Nov. 13	vs. Wisconsin Green Bay (BCA Classic)	TBA
Nov. 14	at BCA Classic	TBA
Nov. 15	at BCA Classic	TBA
Nov. 22	at Vanderbilt	8:00 PM
Nov. 26	HAMPTON	7:00 PM
Nov. 30	at South Carolina	7:00 PM
Dec. 3	COLLEGE OF CHARLESTON *	7:00 PM
Dec. 6	at East Carolina	7:00 PM
Dec. 11	GARDNER-WEBB	2:00 PM
Dec. 16	GREENSBORO COLLEGE	7:00 PM
Dec. 19	at Delaware	7:30 PM
Dec. 21	at William and Mary	7:00 PM
Dec. 31	DUKE	1:00 PM
Jan. 3	at North Carolina State	TBA
Jan. 7	at Chattanooga *	7:00 PM
Jan. 11	at Montreat	7:00 PM
Jan. 14	at Elon *	TBA
Jan. 16	WESTERN CAROLINA *	7:00 PM
Jan. 21	APPALACHIAN STATE *	7:00 PM
Jan. 23	THE CITADEL *	7:00 PM
Jan. 28	at Georgia Southern *	TBA
Jan. 30	at Wofford *	7:00 PM
Feb. 4	FURMAN *	7:00 PM
Feb. 8	at Davidson *	7:00 PM
Feb. 11	CHATTAHOOGA*	7:00 PM
Feb. 18	at Bracket Busters	TBA
Feb. 21	at Western Carolina *	7:00 PM
Feb. 23	at Appalachian State *	7:00 PM
Feb. 25	ELON *	7:00 PM
Mar. 1-4	Southern Conference Championship	

* Southern Conference game



UNC Wilmington

Nov. 30, 2005 • 7 PM
Williamsburg, VA
Jan. 7, 2006 • 7 PM
Wilmington, NC

University Information

Location: Wilmington, North Carolina
 Enrollment: 12,000
 Founded: 1947
 Colors: Teal, Gold, and Navy Blue
 Conference: Colonial Athletic Association
 Nickname: Seahawks
 Arena (Capacity): Trask Coliseum (6,100)
 President: Dr. Rosemary DePaolo
 Athletics Director: Mike Capaccio

Basketball Information

Head Coach: Brad Brownell (DePauw, 1991)
 Record at UNCW: 58-32 (Three seasons)
 Overall Record: 58-32 (Three seasons)
 Assistant Coaches: Bill Donlon (UNC Wilmington, 1999), Marty McGillan (UNC Wilmington, 1990), Byron Jones (Central Oklahoma, 1993)
 Lettermen Returning/Lost: 8/4
 Starters Returning/Lost: 3/2
 2004-05 Record: 19-10
 2004-05 Conference Record/Finish: 13-5/T2nd
 2004-05 Postseason: N/A

Sports Information

Basketball Contact: Joe Browning
 Office Phone: (910) 962-3236
 Home Phone: (910) 799-6058
 Fax: (910) 962-3686
 Press Row Phone: (910) 962-3095
 Email: browningj@uncw.edu
 Mailing Address: UNCW Sports Information, 601 South College Road, Wilmington, NC 28403
 Website: www.UNCWsports.com

2005-06 Schedule

Nov. 13	vs. Butler (BCA Invitational)	2:00 PM
Nov. 14	at BCA Invitational	TBA
Nov. 15	at BCA Invitational	TBA
Nov. 18	at Colorado	10:30 PM
Nov. 22	NORTH TEXAS	7:00 PM
Nov. 26	at Elon	7:00 PM
Nov. 30	at William & Mary*	7:00 PM
Dec. 4	VIRGINIA COMMONWEALTH*	7:00 PM
Dec. 12	at Wisconsin	8:00 PM
Dec. 17	COASTAL CAROLINA	7:00 PM
Dec. 20	UNC ASHEVILLE	7:00 PM
Dec. 27	COLLEGE OF CHARLESTON	7:00 PM
Dec. 31	at East Carolina	2:00 PM
Jan. 3	at Old Dominion*	7:00 PM
Jan. 5	at Delaware*	7:30 PM
Jan. 7	WILLIAM & MARY*	7:00 PM
Jan. 12	at Drexel*	7:30 PM
Jan. 14	at Hofstra*	4:00 PM
Jan. 19	TOWSON*	7:00 PM
Jan. 21	GEORGE MASON*	7:00 PM
Jan. 26	at James Madison*	7:00 PM
Jan. 28	NORTHEASTERN*	7:00 PM
Feb. 2	DREXEL*	7:00 PM
Feb. 4	at George Mason*	7:00 PM
Feb. 9	DELAWARE*	7:00 PM
Feb. 11	at Georgia State*	2:00 PM
Feb. 15	HOFSTRA*	7:00 PM
Feb. 23	at Virginia Commonwealth*	7:30 PM
Feb. 25	GEORGIA STATE*	7:00 PM
Mar. 3-6	Colonial Athletic Association Championship	

* Colonial Athletic Association game

Opponent Information



Northeastern

Feb. 2, 2006 • 7 PM
Boston, MA



Old Dominion

Jan. 21, 2006 • 7 PM
Williamsburg, VA
Feb. 9, 2006 • 7 PM
Norfolk, VA



Richmond

Dec. 31, 2005 • 1:00 PM
Richmond, VA

University Information

Location: Boston, Massachusetts
 Enrollment: 14,482
 Founded: 1898
 Colors: Red & Black
 Conference: Colonial Athletic Association
 Nickname: Huskies
 Arena (Capacity): Matthews Arena (6,000)
 President: Dr. Richard Freeland
 Athletics Director: Dave O'Brien

University Information

Location: Norfolk, Virginia
 Enrollment: 21,200
 Founded: 1930
 Colors: Slate Blue, Silver, and Light Blue
 Conference: Colonial Athletic Association
 Nickname: Monarchs
 Arena (Capacity): Ted Constant Convocation Center (8,650)
 President: Dr. Roseann Runte
 Athletic Director: Dr. Jim Jarrett

University Information

Location: Richmond, Virginia
 Enrollment: 2,950
 Founded: 1830
 Colors: Red and Blue
 Conference: Atlantic 10
 Nickname: Spiders
 Arena (Capacity): Robins Center (9,071)
 President: Dr. William E. Cooper
 Director of Athletics: Jim Miller

Basketball Information

Head Coach: Ron Everhart (Virginia Tech, 1985)
 Record at NU: 63-57 (Four seasons)
 Overall Record: 155-162 (11 seasons)
 Assistant Coaches: Kim Lewis (Tulane, 1994), Anthony Serro (Endicott, 2003)
 Lettermen Returning/Lost: 10/4
 Starters Returning/Lost: 4/1
 2004-05 Record: 21-10
 2004-05 Conference Record/Finish: 15-3/2nd
 2004-05 Postseason: NIT First Round

Basketball Information

Head Coach: Blaine Taylor (Montana, 1981)
 Record at ODU: 70-49 (Four seasons)
 Overall Record: 212-114 (11 seasons)
 Assistant Coaches: Jim Corrigan (Duke, 1980), Rob Wilkes (Stetson, 1993), Travis DeCuire (Montana, 1994)
 Lettermen Returning/Lost: 10/1
 Starters Returning/Lost: 4/1
 2004-05 Record: 28-6
 2004-05 Conference Record/Finish: 15-3/1st
 2004-05 Postseason: NCAA First Round

Basketball Information

Head Coach: Chris Mooney (Princeton, 1994)
 Record at UR: First Year
 Overall record: 18-12 (One season)
 Associate Head Coach: Mike McKee (Lehigh, 1994)
 Assistant Coaches: Kevin McGeehan (Gettysburg, 1995), Carlin Hartman (Tulane, 1994)
 Lettermen Returning/Lost: 7/5
 Starters Returning/Lost: 2/3
 2004-05 Record: 14-15
 2004-05 Conference Record/Finish: 8-8/4th (West)
 2004-05 Postseason: None

Sports Information

Basketball Contact: Mark Harris
 Office Phone: (617) 373-4154
 Fax: (617) 373-3152
 Press Box Phone: (617) 373-5561
 Email: harris@GoNU.com
 Mailing Address: 238 Saint Botolph St., 111 Matthews Arena, Boston, MA 02115
 Website: www.GoNU.com

Sports Information

Basketball Contact: Carol Hudson, Jr.
 Office Phone: (757) 683-3372
 Home Phone: (757) 625-2061
 Fax: (757) 683-3119
 Press Row Phone: (757) 683-5596
 Email: chudson@odu.edu
 Mailing Address: Rm 124, Athletic Admin. Bldg, Norfolk, Va. 23529-0201
 Website: www.odusports.com

Sports Information

Basketball Contact: Mark Kwolek
 Office Phone: (804) 289-8320
 Cell Phone: (804) 349-3353
 Fax: (804) 289-8820
 Press Row Phone: (804) 289-8806
 Email: mkwolek@richmond.edu
 Mailing Address: One Robins Center Way, University of Richmond, Richmond, VA 23173
 Website: www.richmondspiders.com

2005-06 Schedule

Nov. 18	vs. Brown	6:00 PM
Nov. 19	at Central Connecticut	8:00 PM
Nov. 22	LASELL	7:00 PM
Nov. 25	vs. Cal St. Northridge	TBA
Nov. 26	at California or vs. North Colorado	TBA
Dec. 3	at James Madison *	7:00 PM
Dec. 7	TOWSON *	7:00 PM
Dec. 20	at Providence	7:30 PM
Dec. 27	at Wright State	7:00 PM
Dec. 30	HOLY CROSS	7:00 PM
Jan. 2	GEORGE MASON *	7:00 PM
Jan. 5	GEORGIA STATE *	7:00 PM
Jan. 7	at Old Dominion *	7:00 PM
Jan. 12	DELAWARE *	7:00 PM
Jan. 14	DREXEL *	1:00 PM
Jan. 19	at George Mason *	7:00 PM
Jan. 21	HOFSTRA *	1:00 PM
Jan. 26	at Georgia State *	7:00 PM
Jan. 28	at UNC Wilmington *	7:00 PM
Feb. 2	WILLIAM AND MARY *	7:00 PM
Feb. 4	VA COMMONWEALTH *	1:00 PM
Feb. 9	at Drexel *	7:30 PM
Feb. 11	at Hofstra *	4:00 PM
Feb. 15	JAMES MADISON *	7:00 PM
Feb. 18	BRACKET BUSTER	TBA
Feb. 23	at Delaware *	7:30 PM
Feb. 25	at Towson *	4:00 PM
Mar. 3-6	Colonial Athletic Association Championship	

* Colonial Athletic Association game

2005-06 Schedule

Nov. 18	vs. Georgia (St. Thomas, VI)	6:00 PM
Nov. 19	vs. Fordham (St. Thomas, VI)	6:00 PM
Nov. 21	vs. TBA (St. Thomas, VI)	TBA
Nov. 26	MOUNT ST. MARY'S	7:00 PM
Nov. 30	at VMI	7:00 PM
Dec. 3	EAST CAROLINA	7:00 PM
Dec. 7	GEORGE MASON *	7:00 PM
Dec. 10	at Drexel *	TBA
Dec. 17	DEPAUL	7:00 PM
Dec. 20	at Richmond	7:30 PM
Dec. 22	at Alabama-Birmingham	8:30 PM
Dec. 30	VIRGINIA TECH	7:00 PM
Jan. 3	UNC WILMINGTON *	7:00 PM
Jan. 5	at Towson *	7:30 PM
Jan. 7	NORTHEASTERN *	7:00 PM
Jan. 12	at Georgia State *	7:00 PM
Jan. 14	VA COMMONWEALTH *	7:00 PM
Jan. 19	HOFSTRA *	7:00 PM
Jan. 21	at William and Mary *	7:00 PM
Jan. 26	DREXEL *	7:00 PM
Jan. 28	at George Mason *	7:00 PM
Feb. 2	at Hofstra *	7:00 PM
Feb. 4	JAMES MADISON *	7:00 PM
Feb. 9	WILLIAM AND MARY *	7:00 PM
Feb. 11	at Virginia Commonwealth *	7:30 PM
Feb. 15	GEORGIA STATE *	7:00 PM
Feb. 18	BRACKET BUSTER	TBA
Feb. 23	at James Madison *	7:00 PM
Feb. 25	at Delaware *	7:30 PM
Mar. 3-6	Colonial Athletic Association Championship	

* Colonial Athletic Association game

2005-06 Schedule

Nov. 18	HAMPTON	7:30 PM
Nov. 22	VIRGINIA	8:00 PM
Nov. 26	McNEESE STATE	7:00 PM
Dec. 1	SETON HALL	7:00 PM
Dec. 3	vs. Arkansas State	1:00 PM
Dec. 4	vs. Prairie View A&M	4:30 PM
Dec. 5	at Louisville	7:30 PM
Dec. 10	at Virginia Commonwealth	7:30 PM
Dec. 20	OLD DOMINION	7:30 PM
Dec. 22	WAKE FOREST	7:00 PM
Dec. 27	at Tulane	TBA
Dec. 31	WILLIAM AND MARY	1:00 PM
Jan. 2	LONGWOOD	4:00 PM
Jan. 7	LA SALLE *	7:00 PM
Jan. 11	at Duquesne *	7:05 PM
Jan. 14	DAYTON *	7:00 PM
Jan. 18	SAINT LOUIS *	7:30 PM
Jan. 21	at Rhode Island *	7:00 PM
Jan. 28	CHARLOTTE *	7:00 PM
Feb. 1	at Fordham *	7:30 PM
Feb. 5	at George Washington *	12:00 PM
Feb. 8	XAVIER *	7:30 PM
Feb. 12	at St. Bonaventure *	2:30 PM
Feb. 15	at Charlotte *	7:00 PM
Feb. 18	GEORGE WASHINGTON *	7:00 PM
Feb. 22	at Temple *	7:00 PM
Feb. 25	at Saint Joseph's *	12:00 PM
Mar. 1	MASSACHUSETTS *	7:30 PM
Mar. 4	ST. BONAVENTURE *	7:00 PM
Mar. 8-11	Atlantic 10 Championship	

* Atlantic 10 game

Opponent Information



Towson

Dec. 3, 2005 • 4 PM
Towson, MD

University Information

Location: Towson, Maryland
Enrollment: 17,400
Founded: 1866
Colors: Gold, White, and Black
Conference: Colonial Athletic Association
Nickname: Tigers
Arena (Capacity): Towson Center (5,000)
President: Dr. Robert Caret
Director of Athletics: Dr. Wayne Edwards

Basketball Information

Head Coach: Pat Kennedy (King's College, 1975)
Record at TU: 5-24 (One season)
Overall record: 421-335 (25 seasons)
Assistant Coaches: Eric Skeeters (Coppin State, 1997), Jay Eck (Xavier, 1973), Rob Norris (Indiana University of PA, 1999)
Lettermen Returning/Lost: 9/5
Starters Returning/Lost: 4/1
2004-05 Record: 5-24
2004-05 Conference Record/Finish: 2-16/10th
2004-05 Postseason: None

Sports Information

Basketball Contact: Peter Schlehr
Office Phone: (410) 704-2232
Fax: (410) 704-3861
Press Row Phone: (410) 704-3286
Email: pschlehr@towson.edu
Mailing Address: Athletic Media Relations, Towson University, 8000 York Road, Towson, MD, 21252-0001
Website: www.towson.tigers.com

2005-06 Schedule

Nov. 19	LOYOLA	7:30 PM
Nov. 22	UMBC	7:30 PM
Nov. 28	MORGAN STATE	7:30 PM
Nov. 30	at Norfolk State	7:30 PM
Dec. 3	WILLIAM AND MARY *	4:00 PM
Dec. 7	at Northeastern *	7:00 PM
Dec. 10	at American	1:30 PM
Dec. 21	VIRGINIA MILITARY INSTITUTE	7:30 PM
Dec. 27	vs. Syracuse (Wilkes-Barre, PA)	7:00 PM
Dec. 30	at Lehigh	1:00 PM
Jan. 2	at Charleston	7:00 PM
Jan. 5	OLD DOMINION *	7:30 PM
Jan. 7	at James Madison *	7:00 PM
Jan. 12	HOFSTRA *	7:30 PM
Jan. 14	at Delaware *	7:30 PM
Jan. 19	UNC WILMINGTON *	7:00 PM
Jan. 21	GEORGIA STATE *	4:00 PM
Jan. 23	at Drexel *	7:30 PM
Jan. 26	at Hofstra *	7:00 PM
Jan. 28	DELAWARE *	4:00 PM
Feb. 2	at Virginia Commonwealth *	7:30 PM
Feb. 4	DREXEL *	4:00 PM
Feb. 9	JAMES MADISON *	7:30 PM
Feb. 11	at George Mason *	4:30 PM
Feb. 15	VIRGINIA COMMONWEALTH *	7:30 PM
Feb. 23	at Georgia State *	7:00 PM
Feb. 25	NORTHEASTERN *	4:00 PM
Mar. 3-6	Colonial Athletic Association Championship	

* Colonial Athletic Association game



VA Commonwealth

Jan. 19, 2006 • 7:30 PM
Richmond, VA
Feb. 25, 2006 • 2 PM
Williamsburg, VA

University Information

Location: Richmond, Virginia
Enrollment: 29,225
Founded: 1838
Colors: Black & Gold
Conference: Colonial Athletic Association
Nickname: Rams
Arena (Capacity): Alltel Pavilion at Stuart C. Siegel Center (7,500)
President: Dr. Eugene P. Trani
Athletics Director: Dr. Richard L. Sander

Basketball Information

Head Coach: Jeff Capel III (Duke, 1997)
Record at VCU: 60-31 (Three seasons)
Overall Record: 60-31 (Three seasons)
Assistant Coaches: Gerald White (Auburn, 1988), Mark Cline (Wake Forest, 1988), Jeff LaMere (Duke, 1994)
Lettermen Returning/Lost: 10/2
Starters Returning/Lost: 4/1
2004-05 Record: 19-13
2004-05 Conference Record/Finish: 13-5/T2nd
2004-05 Postseason: NIT First Round

Sports Information

Basketball Contact: Phil Stanton
Office Phone: (804) 828-3440
Fax: (804) 828-9428
Press Row Phone: (804) 827-1010
Email: pdstanton@vcu.edu
Mailing Address: P.O. Box 842003, Richmond, VA 23284-2003
Website: vcuirams.vcu.edu

2005-06 Schedule

Nov. 21	at Appalachian State	7:30 PM
Nov. 26	at Houston	8:00 PM
Nov. 30	ELON	7:30 PM
Dec. 4	at UNC Wilmington *	2:00 PM
Dec. 7	HOFSTRA *	7:30 PM
Dec. 10	RICHMOND	7:30 PM
Dec. 17	COLLEGE OF CHARLESTON	7:30 PM
Dec. 20	GEORGIA STATE *	12:00 PM
Dec. 22	LONGWOOD	7:30 PM
Dec. 30	at Hampton	7:00 PM
Jan. 2	at UAB	TBA
Jan. 5	at George Mason *	7:00 PM
Jan. 7	DREXEL *	7:30 PM
Jan. 12	at James Madison *	7:00 PM
Jan. 14	at Old Dominion *	7:00 PM
Jan. 19	WILLIAM AND MARY *	7:30 PM
Jan. 21	JAMES MADISON *	7:30 PM
Jan. 26	at Delaware *	7:30 PM
Jan. 28	at Georgia State *	2:00 PM
Feb. 2	TOWSON *	7:30 PM
Feb. 4	at Northeastern *	1:00 PM
Feb. 9	GEORGE MASON *	7:30 PM
Feb. 11	OLD DOMINION *	7:30 PM
Feb. 15	at Towson *	7:30 PM
Feb. 18	BRACKET BUSTER	TBA
Feb. 23	UNC WILMINGTON *	7:30 PM
Feb. 25	at William and Mary*	2:00 PM
Mar. 3-6	Colonial Athletic Association Championship	

* Colonial Athletic Association game



Virginia Tech

Dec. 27, 2005 • 7 PM
Blacksburg, VA

University Information

Location: Blacksburg, Virginia
Enrollment: 28,000
Founded: 1872
Colors: Chicago Maroon and Burnt Orange
Conference: Atlantic Coast
Nickname: Hokies
Arena (Capacity): Cassell Coliseum (9,847)
President Dr. Charles Steger
Athletics Director Jim Weaver

Basketball Information

Head Coach: Seth Greenberg (Fairleigh Dickinson, 1978)
Record at VT: 31-28 (Two seasons)
Overall record: 244-198 (15 seasons)
Associate Head Coach: Brad Greenberg (American, 1977)
Assistant Coaches: Ryan Odom (Hampden-Sydney, 1996), Stacey Palmore (Livingstone, 1993)
Lettermen Returning/Lost: 9/3
Starters Returning/Lost: 4/1
2004-05 Record: 16-14
2004-05 Conference Record/Finish: 8-8/4th
2004-05 Postseason: NIT Second Round

Sports Information

Basketball Contact: Bill Dyer
Office phone: (540) 231-8852
Cell phone: (540) 998-5906
Home phone: (540) 552-8461
Fax: (540) 231-6984
Press Row Phone: (540) 231-3048
Email: wdyer@vt.edu
Mailing address: 460 Jamerson Athletic Center, Blacksburg, VA 24061-0502
Website: www.hokiesports.com

2005-06 Schedule

Nov. 10	RADFORD	7:00 PM
Nov. 12	BOWLING GREEN	1:00 PM
Nov. 13	WESTERN CAROLINA	3:00 PM
Nov. 18	MOUNT ST. MARY'S	6:00 PM
Nov. 21	MARSHALL	7:00 PM
Nov. 25	MORGAN STATE	7:00 PM
Nov. 28	at Ohio State	7:30 PM
Dec. 4	at Duke *	8:00 PM
Dec. 7	NORTH CAROLINA A&T	7:00 PM
Dec. 10	ST. JOHN'S	4:00 PM
Dec. 17	vs. Stanford	12:30 a.m.
Dec. 27	WILLIAM AND MARY	7:00 PM
Dec. 30	at Old Dominion	7:00 PM
Jan. 2	at James Madison	4:00 PM
Jan. 7	at Florida State *	7:00 PM
Jan. 10	NORTH CAROLINA*	7:30 PM
Jan. 15	VIRGINIA *	4:00 PM
Jan. 21	at Maryland *	8:00 PM
Jan. 26	DUKE *	7:00 PM
Jan. 28	at Wake Forest *	3:00 PM
Jan. 31	GEORGIA TECH *	7:00 PM
Feb. 4	BOSTON COLLEGE*	7:00 PM
Feb. 8	at Clemson *	7:30 PM
Feb. 11	at Virginia *	8:00 PM
Feb. 18	NORTH CAROLINA STATE *	1:00 PM
Feb. 22	at Miami (FL) *	7:00 PM
Feb. 25	FLORIDA STATE *	7:00 PM
Mar. 1	CLEMSON *	7:00 PM
Mar. 4	at Boston College *	12:00 PM
Mar. 9-12	Atlantic Coast Conference Championship	

* Atlantic Coast Conference game

Results vs. 2005-06 Opponents

Campbell

W&M leads, 5-2 (.714)

1/2/93	H	W	75-59
1/10/94	A	L	50-71
12/22/99	H	W	89-70
2/12/01	A	W	64-61
12/30/02	A	W	82-80
12/30/03	H	W	82-67
11/23/04	A	L	62-75

Delaware

W&M trails, 6-11 (.353)

1915-16	A	L	33-37
12/18/29	A	W	38-22
12/27/68	N1	W	82-76
3/2/83	A	W	70-58
1/30/84	H	W	68-65
1/30/85	H	W	72-61
1/7/88	A	L	69-77
12/10/88	H	L	63-81
12/2/89	A	L	56-72
1/5/02	H	W	59-53
2/20/02	A	L	72-82
1/8/03	H	L	72-74
2/1/03	A	L	57-91
1/21/04	A (ot)	L	82-93
2/11/04	H	L	68-73
1/8/05	H	L	59-69
2/5/05	A	L	47-76

1-East Carolina Classic, Greenville, NC

Drexel

W&M trails, 2-11 (.154)

1/23/84	A	L	59-60
12/1/84	H	W	81-65
11/30/85	H	W	57-52
12/30/86	N1	L	58-60
2/19/87	A	L	76-82
1/7/02	H	L	56-58
1/30/02	A	L	61-78
1/15/03	A	L	51-67
2/22/03	H	L	62-78
1/17/04	H	L	76-80
2/7/04	A	L	72-83
1/15/05	A	L	65-91
2/2/05	H	L	48-60

1-First Tulsa Classic, Tulsa, OK

George Mason

W&M trails, 25-29 (.463)

2/4/78	H	W	94-73
2/7/80	H	W	84-62
1/26/81	A	W	64-45
2/28/81	H	W	68-53
2/4/82	A	W	88-68
2/25/82	H (ot)	W	53-47
1/8/83	A	W	47-46
2/26/83	H	W	79-72
1/25/84	H	W	91-79
2/25/84	A	L	57-64
1/23/85	A	W	63-62
2/23/85	H (ot)	W	74-73
1/20/86	A	L	54-67
2/3/86	H	L	46-69
1/19/87	H	L	49-50
2/2/87	A	L	64-70
1/20/88	A	L	69-82
2/17/88	H	W	86-68
3/6/88	N1	L	76-95
1/25/89	H	L	50-69
2/22/89	A	L	64-91
3/4/89	N1	L	72-75
1/17/90	H	L	80-89
2/15/90	A	L	78-83
1/9/91	A	W	73-70
2/6/91	H	L	67-87
1/15/92	H	W	92-77
2/12/92	A	W	78-65
1/11/93	H	W	92-89
2/10/93	A	W	82-78
1/26/94	H	L	76-83
2/23/94	A	L	78-85
1/18/95	A	W	85-82
2/27/95	H	W	116-94
1/24/96	A	L	92-95
2/26/96	H	W	96-92
1/25/97	A	L	67-70
2/15/97	H	W	89-85
1/21/98	H	W	84-66
2/16/98	A (ot)	W	81-80
1/2/99	A	L	67-78
2/10/99	H	L	70-82
1/5/00	H (ot)	W	85-82
1/29/00	A	L	61-73
1/17/01	H	L	64-73
2/10/01	A	L	62-84
1/3/02	A	L	71-80
2/18/02	H	W	54-51
1/25/03	A	L	58-67

2/15/03	H	L	43-60
1/10/04	H	L	71-84
1/31/04	A	L	62-78
1/29/05	A	L	62-95
2/12/05	H (2ot)	L	99-104

1-CAA Tournament, Hampton, VA

Georgia State

First meeting

Hampton

W&M leads, 6-4 (.600)

12/20/95	H	L	76-84
11/25/96	A	W	67-63
12/1/97	H	W	69-54
11/28/98	A	W	83-62
12/4/99	H	W	67-65
1/15/01	A	L	63-71
2/6/02	H	L	59-64
2/3/03	A	W	64-62
12/19/03	H	L	72-79
12/30/04	H	W	60-51

High Point

W&M trails, 1-2 (.333)

1925-26	H	L	24-25
11/17/00	H	W	87-62
11/20/01	A	L	57-63

Hofstra

W&M trails, 2-5 (.286)

1/19/02	A	L	59-68
2/16/02	H	W	61-57
1/22/03	H	L	51-66
2/8/03	A	W	79-69
3/7/03	N1	L	64-74
1/24/04	A	L	71-98
2/14/04	H	L	69-78
1/5/05	H	L	59-71
1/31/05	A	L	51-72

Holy Cross

W&M trails, 0-3 (.000)

1/4/93	H	L	78-83
1/5/94	A	L	74-80
2/22/95	H	L	87-92

James Madison

W&M trails, 24-38 (.387)

2/11/78	H	L	66-68
1/6/79	H	L	55-56
2/6/79	A	L	57-70
2/5/80	A	L	58-61
2/16/80	H	L	49-52
1/17/81	H	W	44-42
2/7/81	A	L	60-72
3/6/81	N1	L	42-44
1/16/82	A	L	44-54
2/20/82	H	L	55-56
3/5/82	N2	L	49-64
1/29/83	H	W	72-65
2/19/83	A	W	60-55
3/12/83	N3	L	38-41
2/4/84	H	W	46-44
2/29/84	A	W	56-47
2/2/85	A	W	78-70
2/28/85	H	W	71-60
3/7/85	H4	W	68-61
1/18/86	A	L	58-59
2/15/86	H	W	53-50
1/17/87	H	W	71-61
2/14/87	A	L	78-96
1/16/88	H	W	75-65
2/13/88	A	L	51-64
1/21/89	A	L	50-87
2/18/89	H	L	71-92
1/10/90	H	L	65-87
1/31/90	A	L	61-82
3/3/90	N5	L	83-93
1/28/91	A	L	56-70
2/2/91	H	L	63-67
1/22/92	H	L	47-56
3/2/92	A	L	77-98
3/7/92	N5	L	53-77
1/16/93	H	L	72-90
2/13/93	A	L	66-99
1/12/94	A	L	75-89
2/7/94	H	L	85-89
1/28/95	A	L	62-73
2/8/95	H	L	67-73
3/4/95	N5	L	50-73
1/6/96	A	W	96-71
1/31/96	H	W	68-51

1/4/97	H	W	64-61
2/19/97	A	W	82-74
1/14/98	A	W	89-60
2/11/98	H	W	53-52
1/20/99	A	L	59-75
2/17/99	H	W	67-61
1/19/00	H	L	71-76
2/17/00	A	L	64-70
3/3/00	N5	L	73-84
1/24/01	H	W	71-58
2/21/01	A	L	56-67
1/23/02	H	W	77-59
2/4/02	A	W	63-58
3/1/02	N5	L	67-78
1/29/03	A	W	61-59
3/1/03	H	W	75-72
1/28/04	A	W	99-86
2/4/04	H	L	76-83
1/12/05	A	L	47-55
2/16/05	H	W	80-54
3/4/05	N5	W	68-54

1-ECAC South Tournament, Hampton, VA; 2-ECAC South Tournament, Norfolk, VA; 3-ECAC South Tournament, Richmond, VA; 4-ECAC South Tournament, Williamsburg, VA; 5-CAA Tournament, Richmond, VA

Longwood

W&M trails, 1-0 (1.000)

12/1/04	H	W	90-60
---------	---	---	-------

Maine

First meeting

UMBC

First meeting

UNC Greensboro

W&M leads, 5-4 (.556)

12/4/91	H (ot)	L	73-79
12/1/93	A (2ot)	W	81-76
12/21/93	H	L	82-93
12/1/94	A	L	71-84
11/23/96	H	W	69-57
11/29/97	A	W	68-55
11/30/98	A	W	69-55
12/28/98	H	W	79-74
12/20/04	A	L	62-84

UNC Wilmington

W&M trails, 14-29 (.326)

1/4/84	H	L	55-61
2/9/84	A	W	76-52
1/17/85	H	W	79-68
2/25/85	A	W	67-59
1/11/86	H	L	56-73
2/8/86	A	W	73-64
1/10/87	A	L	55-82
2/9/87	H	L	58-80
1/23/88	H	L	67-76
2/20/88	A	L	74-84
1/9/89	H	L	52-91
2/4/89	A	W	62-58
1/24/90	H	L	75-76
2/21/90	A	W	65-64
1/21/91	H (2ot)	L	76-78
2/20/91	A	L	76-90
1/25/92	A (ot)	L	64-68
2/22/92	H	L	64-94
1/23/93	H	W	67-63
2/20/93	A	W	103-85
1/15/94	H	L	57-61
2/12/94	A	W	77-70
2/1/95	H	L	47-66
2/20/95	A	L	57-64
1/20/96	A	L	54-67
2/17/96	H	W	63-46
3/2/96	N1	L	55-63
1/16/97	H	L	53-56
1/29/97	A	L	63-65
1/28/98	A	L	56-58
2/14/98	H	W	64-51
1/7/99	H	L	64-72
2/3/99	A	L	48-56
12/1/99	A	L	66-76
2/23/00	H	W	58-53
12/6/00	H	W	74-54
1/27/01	A	L	50-63
1/16/02	H	L	56-58
2/13/02	A	L	58-66
2/24/03	H	L	48-72
3/3/03	A	L	49-60

12/4/03	H (ot)	W	67-66
1/7/04	A	L	59-67
1/19/05	H	L	49-54
2/9/05	A	L	72-80

1-CAA Tournament, Richmond, VA

Northeastern

First meeting


Old Dominion

W&M trails, 14-49 (.222)

2/11/69	H	L	65-80
2/16/70	H	W	89-80
2/16/74	A	W	70-68
1/4/75	H	L	55-61
1/13/76	A	L	73-77
2/5/76	H	W	74-61
2/5/77	H	L	71-73
2/21/77	A	L	68-82
1/28/78	A	L	63-64
2/25/78	H	W	75-64
1/20/79	A	L	42-48
2/24/79	H	L	56-57
1/26/80	A	L	51-60
2/23/80	H (ot)	L	69-71
1979-80	N1	L	59-75
1/24/81	A	L	51-76
2/21/81	H	L	59-60
1/23/82	H (ot)	W	60-59
2/17/82	A	L	45-66
1/22/83	A	W	56-50
2/12/83	H	L	42-43
12/3/83	A	L	57-73
2/22/84	H	L	65-71
12/8/84	H	L	57-62
2/20/85	A	L	58-72
1/15/86	H	L	44-75
2/20/86	A	L	47-58
12/6/86	A	L	54-56

Results vs. 2005-06 Opponents

2/8/19	A	W	33-17
2/15/19	H	W	20-19
2/11/20	A	W	22-20
2/21/20	H (ot)	L	39-42
2/12/21	H	W	45-20
2/22/21	A	W	38-23
2/4/22	H	W	26-13
2/18/22	A	L	20-22
1/27/23	A	L	15-31
2/24/23	H	W	32-22
1923-24	A	L	20-32
1/23/25	A	L	33-42
2/25/25	H	L	26-27
1/15/26	L	L	19-30
3/2/26	L	L	23-30
1/18/27	A	L	18-20
2/26/27	H	W	25-14
1/17/28	W	L	25-22
2/4/28	W	L	41-27
1/19/28	A	L	32-36
2/21/29	H	W	34-30
1/18/30	H	W	31-22
2/22/30	A	W	34-22
2/9/31	W	L	48-38
2/21/31	W	L	40-10
2/6/32	H	W	31-22
2/20/32	A	W	47-33
2/4/33	A	W	49-25
2/23/33	H	W	40-37
2/3/34	A	L	24-27
2/20/34	H	W	27-25
2/8/35	H	L	20-46
2/26/35	H	L	39-58
2/25/36	H	L	39-59
3/2/36	A	L	21-65
2/4/37	H	L	22-48
2/17/37	A	L	21-40
2/14/38	A	L	28-43
2/26/38	H	L	42-46
2/11/39	H	L	37-39
2/23/39	A	L	31-40
1/10/40	A	L	33-35
2/19/40	H	W	43-38
2/3/41	H	W	37-32
2/20/41	A	L	41-46
1/13/42	N1	W	47-33
2/17/42	H	W	42-29
1/12/43	H	W	40-27
2/2/43	A	W	40-20
1/15/44	A	W	58-55 (ot)
2/18/44	H	L	42-47
1/12/45	A	L	37-58
1/19/46	A	L	38-39
2/10/46	H	W	44-40
1/11/47	A	W	47-45
1/18/47	H	L	34-40
1/17/48	A	W	50-47
2/28/48	H	W	52-47
2/9/49	H	W	61-47
2/26/49	A	W	82-53
2/4/50	A	W	50-47
2/25/50	H	W	81-54
1/20/51	H	W	64-46
2/24/51	A	W	76-58
1/19/52	H	W	86-70
2/23/52	A	L	61-80
1/17/53	A	L	78-82
2/28/53	H	L	70-76
1/16/54	A	L	73-85
2/27/54	A	L	63-68
1/15/55	[13] A	L	71-92
2/26/55	A	W	93-78
3/3/55	A2	L	75-90
12/29/55	A3	L	60-72
1/14/56	A	L	53-75
2/25/56	H	W	79-77
3/1/56	A2	L	62-79
1/12/57	A	L	55-68
3/2/57	H	L	73-82
1/11/58	A	W	72-66
3/1/58	H	L	67-79 (3ot)
1/10/59	H	W	83-65
2/21/59	A	L	66-71
2/26/59	A2	W	87-69
12/30/59	A3	L	65-71
1/9/60	A	W	90-76
2/20/60	H	W	64-42
12/30/61	A3	L	87-101
1/7/61	A	W	63-60
2/25/61	H	W	105-84
1/6/62	A	L	65-73
2/24/62	H	W	54-49
12/29/62	A3	W	76-59



Corey Cofield

1/5/63	A	L	55-59	2/23/83	A	W	49-47
2/23/63	H	W	75-39	1/28/84	A	L	60-69
1/11/64	A	L	52-53	3/3/84	H	W	83-65
2/22/64	H	W	84-53	1/26/85	H	L	76-82 (ot)
1/16/65	A	W	61-59	3/2/85	A	L	58-68
2/20/65	H	W	87-77	1/4/86	A	L	36-52
1/15/66	H	W	71-65	2/1/86	[20] H	L	47-67
2/19/66	A	L	63-76	3/1/86	A10	L	50-61
1/14/67	A	L	78-90	1/3/87	H	L	66-68
2/24/67	H	W	79-69	1/31/87	A	L	50-70
1/13/68	H	W	98-92 (ot)	1/30/88	H	L	69-77
2/24/68	A	L	81-108	2/27/88	A	L	65-73
12/21/68	N4	L	62-106	1/28/89	A	L	60-76
1/18/69	A	L	75-80	2/25/89	H	L	68-76
2/22/69	H (BG)	L	80-96	1/27/90	H	L	66-71
12/11/69	H	W	81-74	2/24/90	A	L	54-72
2/21/70	A	L	60-78	1/26/91	A	L	63-80
12/1/70	N5	W	69-68	2/23/91	H	W	71-69
12/3/70	N5	W	97-84	1/18/92	A	L	65-82
1/9/71	A	W	72-69	2/15/92	H	L	54-83
2/27/71	H	W	103-82	1/20/93	A	L	53-54
3/5/71	N6	L	64-66	2/22/93	H	W	66-63
1/8/72	A	W	73-68 (ot)	1/17/94	A	L	63-85
2/26/72	H	W	85-62	2/5/94	H	L	73-105
3/2/72	N7	W	98-82	1/24/95	A	W	75-71
1/6/73	H	L	58-65	2/4/95	H	L	64-66
2/24/73	A	W	66-64	1/10/96	A	W	79-78
12/11/73	H	W	73-71 (ot)	2/3/96	H	W	81-64
2/23/74	A	L	81-88	1/11/97	A	L	72-82
2/6/75	A	L	75-84	2/8/97	H	W	57-50
2/22/75	H	W	72-60	1/19/98	A	L	59-70
1/31/76	H	L	72-80	2/7/98	H	W	73-70
2/21/76	A	W	107-102	12/5/98	H	W	56-55
3/3/76	N7	L	78-84	2/20/99	A	L	65-82
1/15/77	A	W	67-62	1/15/00	A	L	64-77
2/19/77	H	L	77-78	2/19/00	H	L	60-71
1/14/78	H	W	75-43	1/20/01	A	W	60-57
2/18/78	A	W	59-48	2/3/01	H	L	49-57
12/30/78	N8	L	62-64 (ot)	1-Cavalier Arena, Richmond, VA; 2-			
1/13/79	A	L	72-83	Southern Conference Tournament, Rich-			
2/17/79	H	W	68-64	mond, VA; 3-UR Invitational, Richmond,			
1/19/80	H	W	82-81	VA; 4-Big 5 Tournament, Salem, VA; 5-Big			
2/9/80	A	W	83-74	5 Tournament, Hampton, VA; Southern			
2/26/80	H9	W	78-77	Conference Tournament, Charlotte, NC;			
1/14/81	A	W	44-42	7-Southern Conference Tournament,			
2/11/81	H	L	51-53	Greenville, SC; 8-Times-Dispatch Invi-			
1/20/82	H	W	70-47	tational, Richmond, VA; 9-ECAC South			
2/6/82	A	L	55-60	Tournament; 10-CAA Tournament, Rich-			
1/26/83	H	W	76-68	mond, VA (Robins Center)			

Towson

W&M leads, 9-5 (.643)

1948-49	H	W	94-31
12/30/83	H	W	63-45
11/23/85	A	L	56-66
1/7/87	H	W	65-52
1/16/89	A	L	78-98
2/2/02	H	W	62-45
2/9/02	A	L	58-61
1/4/03	H	W	74-55
2/12/03	A	W	59-52
1/14/04	A	L	67-73
2/18/04	H	W	74-68
3/5/04	N1	L	65-70
1/26/05	H	W	83-65
2/26/05	A	W	57-50

1-CAA Tournament, Richmond, VA

Virginia Commonwealth

W&M trails, 10-25 (.286)

11/25/77	N1	W	55-54
2/1/78	H	L	62-73
12/29/78	A2	L	62-64
1/24/79	A	L	46-67
12/8/79	H	L	54-57
2/12/80	A	L	56-64
12/3/80	A	L	58-77
2/24/81	H (ot)	L	67-68
1/11/82	A (ot)	L	62-63
2/23/82	H	L	63-65
1/31/83	H	L	49-50
12/6/83	A	L	38-41
1/30/86	A	L	44-60
12/4/86	H	L	64-73
1/4/96	H	L	47-70
2/7/96	A	L	68-83
1/20/97	H	W	69-61
2/1/97	A	L	50-77
2/28/97	A3	W	77-63
1/3/98	H	W	67-53
2/23/98	A	W	72-67
1/25/99	A	L	69-88
2/6/99	H	L	67-83
1/12/00	A	W	73-65
2/5/00	H	W	85-56
1/13/01	H	W	65-63
2/8/01	A	L	59-70
1/12/02	H	W	92-81
2/25/03	A	L	60-68
1/18/03	H (2ot) W		88-83
2/19/03	A	L	73-93
12/6/03	A	L	60-71
2/28/04	H	L	59-74
1/22/05	H (ot)	L	77-79
2/23/05	A	L	69-91

1-Spider Classic, Richmond, VA; 2-Times-Dispatch Invitational, Richmond, VA; 3-CAA Tournament, Richmond, VA

Virginia Tech

W&M trails, 41-75 (.353)

1916-17	L	10-39	
1923-24	A	L	29-30
1929-30	A	L	32-44
1934-35	A	L	24-30
1934-35	H	W	42-26
1935-36	A	W	36-28
1935-36	H	W	42-36
1936-37	A	L	29-36
1936-37	H	L	30-38
1937-38	A	L	25-29
1937-38	H	L	31-41
1938-39	A	W	46-33
1938-39	H	W	57-30
1939-40	H	W	38-33
1939-40	A	W	49-29
1940-41	A	W	54-51
1940-41	H	W	52-50
1941-42	A	W	35-29
1941-42	H	L	39-45
1942-43	A	W	34-49
1942-43	H	W	55-25
1943-44	A	L	22-46
1943-44	H	L	29-48
1944-45	A	W	41-30
1945-46	A	L	45-51
1946-47	H	W	50-41
1946-47	A	L	52-56
1947-48	A	L	41-59
1947-48	H	W	46-42
1948-49	A	L	52-54
1948-49	H	W	62-47
1949-50	H	W	64-50

1949-50	A	L	47-60
2/2/51	H	W	73-67
2/19/51	A	L	77-82
1951-52	A	W	85-79
1951-52	A	W	86-76
1952-53	H	W	91-74
1952-53	A	L	74-75
1953-54	H	W	82-66
2/8/54	A	W	66-52
1954-55	N1	W	82-67
1954-55	A	W	75-69
1954-55	H	W	105-73
1955-56	A	W	66-57
2/20/56	H	W	79-74
1/18/57	H	W	72-70
2/16/57	A	L	83-94
3/7/57	N2	L	56-64
1957-58	H	L	75-87
1957-58	A	L	68-72
3/6/58	N2	W	79-61
1958-59	H	W	59-58
1958-59	A	L	68-74
1959-60	H	L	91-92
1959-60	A	L	66-82
1960-61	H	W	74-60
1960-61	A	L	67-85
1961-62	H	L	49-63
1961-62	A	L	65-104
12/8/62	A (ot)	L	71-77
1/10/63	H	W	78-63
2/28/63	N2	L	72-74
1/16/64	H	L	66-73
2/10/64	A (2ot)	L	86-90
1/12/65	H	L	75-89
2/16/65	A	L	57-76
2/26/65	N3	W	70-59
12/6/65	A	L	63-95
1/4/66	H	L	69-76
1/4/67	H	L	69-96
2/2/67	A	L	79-84
1/8/68	A	L	70-90
2/17/68	H (ot)	L	72-78
12/20/68	N4	L	72-83
1/4/69	H	L	60-75
1/13/69	A	L	46-77
12/6/69	A	L	84-93
12/18/69	N5	W	

Colonial Athletic Association

Fresh off the celebration of its 20th Anniversary, the Colonial Athletic Association enters its third decade with two new members and an expanded geographic footprint that gives the conference a presence in five of the nation's nine largest metropolitan areas.

The addition of Georgia State University in Atlanta and Northeastern University in Boston brings the membership of the CAA to 12 and enhances the league's reputation as one of the nation's top collegiate conferences both athletically and academically. On the playing field, the CAA has produced 16 national

the top 100 in the RPI. In women's basketball, the CAA has had two teams earn post-season berths for five consecutive years. Perennial power Old Dominion, which has won the past 14 conference titles, has captured three national championships (1979, 1980, 1985) and reached the title game again in 1997.

The conference has also excelled in many other sports. CAA squads have won 10 field hockey national titles since the championship began in 1981, which is not only more than any other conference but represents nearly half of all titles won. In baseball, at least two CAA teams have earned NCAA Tournament berths for seven of the past eight seasons. The CAA is annually ranked among the nation's top 10 conferences in men's and women's soccer, and has traditionally sent multiple teams to the NCAA Tournament. In 2004-05, 24 league teams earned NCAA Tournament berths in 15 sports, with the CAA having multiple representatives in men's and women's soccer, field hockey, men's and women's golf, men's lacrosse and men's tennis. There were 29 CAA student-athletes who earned All-America honors.

CAA member institutions are also committed to excellence in the classroom. The Colonial Academic Alliance was created in 2002 by the league's presidents with a goal of expanding their partnership to all aspects of university life outside of intercollegiate athletics. Among the programs already established are

CAA Dominance

Overall, William and Mary has won a total of 81 Colonial Athletic Association championships, more than 20% of all league titles awarded and far more than any other conference school.

School	CAA Titles
WILLIAM AND MARY	81
James Madison	51
George Mason	41
Old Dominion	40
Virginia Commonwealth	27
East Carolina	24
Navy	21
UNC Wilmington	19
Richmond	19
Hofstra	9
American	8
Loyola	8
Towson	5
Virginia Tech	2
Delaware	1

CAA Lineup

School	Joined CAA
George Mason	1985
James Madison	1985
UNC Wilmington	1985
WILLIAM AND MARY	1985
Old Dominion	1991
Virginia Commonwealth	1995
Delaware	2001
Drexel	2001
Hofstra	2001
Towson	2001
Georgia State	2005
Northeastern	2005

team champions in five different sports, 33 individual national champions, 11 national coaches of the year, 11 national players of the year and 12 Honda Award winners. Even more impressive, however, are the honors accumulated away from competition, which include five Rhodes Scholars and 16 NCAA post-graduate scholars. In 2004-05, the CAA had seven CoSIDA Academic All-Americans and more than 1,500 student-athletes posted at least a 3.2 grade point average while lettering in a varsity sport and received the CAA Commissioner's Academic Award.

The landscape of the conference now stretches along the majority of the East Coast, and includes six of the nation's top 25 media markets - New York (1), Philadelphia (4), Boston (5), Washington, D.C. (8), Atlanta (9) and Baltimore (23). The number of television homes in the CAA market exceeds 19 million.

The CAA conducts championships in 21 sports. Male athletes compete for championships in baseball, basketball, cross country, golf, lacrosse, soccer, swimming & diving, tennis, track & field and wrestling. Female athletes battle for conference titles in basketball, cross country, field hockey, golf, lacrosse, soccer, softball, swimming & diving, tennis, track & field and volleyball. The CAA will also begin sponsorship of a 12-team Division I-AA football league in the fall of 2007.

In men's basketball, the CAA has earned a reputation as a "giant killer" in the NCAA Tournament. Since 1981, CAA schools have posted 12 wins over higher-seeded teams. In 2004-05, the conference had four teams earn post-season berths for the first time in league history and five teams were ranked among

tutions were awarded academia's most coveted distinction - the Nobel Prize. John B. Fenn, a research professor in the Department of Chemistry at Virginia Commonwealth University, received the Nobel Prize for chemistry, and Vernon Smith, a professor of economics and law at George Mason University, shared the Nobel Prize in economic sciences.

Commissioner Thomas E. Yeager has guided the CAA since its inception. Core members George Mason University, the University of North Carolina at Wilmington, Old Dominion University, Virginia Commonwealth University and the College of William and Mary were joined by the University of Delaware, Drexel University, Hofstra University and Towson University in 2001. Georgia State University and Northeastern University became members of the conference on July 1, 2005.

The CAA traces its roots back to 1983 when three of its current members—George Mason, James Madison, and William and Mary—were aligned with East Carolina University, the United States Naval Academy and the University of Richmond as a basketball league (ECAC South). During the next two years, the league added 11 sports, acquired two new members (UNC Wilmington and American University) and decided to form a new association. The transformation from ECAC South to CAA took place on June 6, 1985. By the fall of 1986, the league gained automatic bids to NCAA Championships in men's basketball, soccer, baseball and women's basketball and formed an officials' bureau. Old Dominion became a member of the CAA in 1991-92 and Virginia Commonwealth University joined the conference prior to the 1995-96 season.

From all-star athletes to Nobel Prize winning faculty, the CAA takes great pride in producing performers who stand out both on the playing field and in the classroom.



an undergraduate research conference, coordination of study abroad programs and granting visiting academic status to student-athletes traveling to an away contest so that they have access to libraries, academic resource centers and computer labs.

In 2002, two faculty members from CAA insti-

2004-05 CAA Review

Final Colonial Athletic Association Standings

	Conference Games				All Games				
	W-L	Pct.	H	A	W-L	Pct.	H	A	N
1. Old Dominion	15-3	.833	8-1	7-2	28-6	.824	14-1	10-4	4-1
2. UNC Wilmington	13-5	.722	8-1	5-4	19-10	.655	11-2	7-7	1-1
Virginia Commonwealth	13-5	.722	7-2	6-3	19-13	.594	11-4	6-8	2-1
4. Hofstra	12-6	.667	7-2	5-4	21-9	.700	10-2	10-6	1-1
Drexel	12-6	.667	6-3	6-3	17-12	.586	8-3	9-8	0-1
6. George Mason	10-8	.556	7-2	3-6	16-13	.552	10-2	5-8	1-3
7. Delaware	7-11	.389	5-4	2-7	11-20	.355	7-6	3-10	1-4
8. William and Mary	3-15	.167	2-7	1-8	8-21	.276	6-8	1-12	1-1
James Madison	3-15	.167	2-7	1-8	6-22	.214	4-9	2-12	0-1
10. Towson	2-16	.111	2-7	0-9	5-24	.172	3-10	1-13	1-1

All-CAA Selections

First Team

Nick George, Virginia Commonwealth
John Goldsberry, UNC Wilmington
Alex Loughton, Old Dominion
Harding Nana, Delaware
Loren Stokes, Hofstra

Second Team

Lamar Butler, George Mason
Michael Doles, Virginia Commonwealth
Phil Goss, Drexel
Isaiah Hunter, Old Dominion
Jai Lewis, George Mason

Third Team

Antoine Agudio, Hofstra
Corey Cofield, William and Mary
Arnaud Dahi, Old Dominion
Tony Skinn, George Mason
Mike Slattery, Delaware

All-Rookie Team

Antoine Agudio, Hofstra
Folarin Campbell, George Mason
Laimis Kisielius, William and Mary
Will Thomas, George Mason
John Vaughan, George Mason

All-Defensive Team

Chaz Crawford, Drexel
John Goldsberry, UNC Wilmington
Bashir Mason, Drexel
Loren Stokes, Hofstra
Drew Williamson, Old Dominion

All-Academic Team

Nick D'Antoni, William and Mary
John Goldsberry, UNC Wilmington
Alex Loughton, Old Dominion
Holden Plack, Towson
Mike Slattery, Delaware
Beckham Wyrick, UNC Wilmington

CAA Weekly Awards

Player of the Week

Nov. 22 **COREY COFIELD (W&M)**
Nov. 29 Isaiah Hunter (Old Dominion)
Dec. 6 John Goldsberry (UNCW)
Phil Goss (Drexel)
Dec. 13 Harding Nana (Delaware)
Loren Stokes (Hofstra)
Dec. 20 Arnaud Dahi (Old Dominion)
Dec. 27 Loren Stokes (Hofstra)
Jan. 3 Lamar Butler (George Mason)
Jan. 10 Michael Doles (VCU)
Harding Nana (Delaware)
Jan. 17 Rulan Washington (Delaware)
Jan. 24 Loren Stokes (Hofstra)
Jan. 31 Nick George (VCU)
Tony Skinn (George Mason)
Feb. 7 Alex Loughton (Old Dominion)
Feb. 14 Cavell Johnson (JMU)
Loren Stokes (Hofstra)
Feb. 21 Nick George (George Mason)
Feb. 28 Bashir Mason (Drexel)

Rookie of the Week

Nov. 22 Antoine Agudio (Hofstra)
Nov. 29 Antoine Agudio (Hofstra)
Dec. 6 **EDWIN OFORI ATTAH (W&M)**
Dec. 13 Antoine Agudio (Hofstra)
Dec. 20 Antoine Agudio (Hofstra)
Dec. 27 Folarin Campbell (GMU)
Jan. 3 Antoine Agudio (Hofstra)
Jan. 10 Antoine Agudio (Hofstra)
Jan. 17 Will Thomas (George Mason)
Jan. 24 Gabriel Chami (JMU)
Jan. 31 Folarin Campbell (GMU)
Feb. 7 Antoine Agudio (Hofstra)
Feb. 14 John Vaughan (George Mason)
Feb. 21 **LAIMIS KISIELIUS (W&M)**
Feb. 28 Antoine Agudio (Hofstra)



Corey Cofield with W&M AD **Terry Driscoll** after being named the most valuable player of the W&M Tip-Off Classic. The 2004 CAA Rookie of the Year, Cofield was named to the conference's third team for the second straight season.

CAA Composite Schedule

November 10

GMU vs. UC Irvine (at Wake Forest) 5:00 PM

November 11

GMU at Coaches v. Cancer Tourn. 5/7:30 PM

November 13

UNCW vs. Butler (BCA Invitational) 2:00 PM

November 14

Drexel at Princeton (Preseason NIT) TBA
UNC Wilmington at BCA Invitational TBA

November 15

UNC Wilmington at BCA Invitational TBA

November 16-18

Drexel at Preseason NIT TBA

November 17

GMU at Coaches v. Cancer (at MSG) TBA

November 18

NU vs. Brown (Mohegan Sun Classic) 6:00 PM
ODU vs. Georgia (at Paradise Jam) 6:00 PM
Maine at William and Mary 8:00 PM
Delaware vs. The Citadel (at N.C. State) 9:00 PM
UNC Wilmington at Colorado 10:30 PM
GMU at Coaches v. Cancer (at MSG) TBA

November 19

Florida International at Hofstra 4:00 PM
ODU vs. Fordham (at Paradise Jam) 6:00 PM
Loyola (Md.) at Towson 7:30 PM
Northeastern at Mohegan Sun Classic 8:00 PM
High Point/Holy Cross at W&M 8:00 PM
Delaware vs. Stetson (at N.C. State) 8:00 PM

November 20

Delaware at N.C. State 2:00 PM

November 21

Georgetown at James Madison 7:00 PM
Rider at Drexel 7:30 PM
VCU at Appalachian State 7:30 PM
Old Dominion at Paradise Jam TBA

November 22

• Delaware at Georgia State 7:00 PM
Creighton at George Mason 7:00 PM
North Texas at UNC Wilmington 7:00 PM
Lasell College at Northeastern 7:00 PM
William and Mary at Hampton 7:00 PM
Hofstra at Notre Dame 7:30 PM
UMBC at Towson 7:30 PM

November 25

Northeastern vs. CS-Northridge (at Cal) TBA

November 26

Charlotte at Georgia State 7:00 PM
VMI at James Madison 7:00 PM
UNC Wilmington at Elon 7:00 PM
Mount St. Mary's at Old Dominion 7:00 PM
Campbell at William and Mary 7:00 PM
Delaware at Marist 7:30 PM
VCU at Houston 8:00 PM
Drexel vs. Penn (@The Palestra) TBA
George Mason at Manhattan TBA
Northeastern at California Tournament TBA

November 28

Appalachian State at James Madison 7:00 PM
William and Mary at Longwood 7:00 PM
Morgan State at Towson 7:00 PM

November 29

Louisiana-Lafayette at Georgia State 7:00 PM
Drexel vs. Saint Joseph's (at The Palestra) TBA
Hofstra at St. John's TBA

November 30

• **UNCW at William and Mary** 7:00 PM
Old Dominion at VMI 7:00 PM
Towson at Norfolk State 7:30 PM
Elon at VCU 7:30 PM

December 1

Delaware at UMBC 7:00 PM
Binghamton at Hofstra 7:00 PM

December 2

• George Mason at Georgia State 7:00 PM

December 3

La Salle at Drexel 1:00 PM
• Delaware at Hofstra 4:00 PM
• **William and Mary at Towson** 4:00 PM
• Northeastern at James Madison 7:00 PM
East Carolina at Old Dominion 7:00 PM

December 4

• VCU at UNC Wilmington 2:00 PM

December 5

GMU vs. American (BB&T Classic) 6:30 PM

December 6

Kentucky at GSU (at Philips Arena) 8:00 PM

December 7

• George Mason at Old Dominion 7:00 PM
• Hofstra at VCU 7:30 PM
• Towson at Northeastern 7:30 PM
• James Madison at Drexel 8:00 PM

December 10

Georgia State vs. Georgia (at Duluth, Ga.) Noon
Towson at American 1:30 PM
Delaware at Rider 3:00 PM
• Old Dominion at Drexel 3:00 PM
Radford at George Mason 7:00 PM
Richmond at VCU 7:30 PM

December 11

La Salle at James Madison 2:00 PM

December 12

UNC Wilmington at Wisconsin 8:00 PM

December 14

Stony Brook at Hofstra 7:00 PM

December 17

William and Mary at UMBC 4:00 PM
Coastal Carolina at UNC Wilmington 7:00 PM
DePaul at Old Dominion 7:00 PM
College of Charleston at VCU 7:30 PM
Drexel at Fairleigh Dickinson 7:30 PM
Georgia State at Alabama 8:00 PM
Hofstra vs. Dartmouth (@MSG) TBA

December 19

UNC Greensboro at Delaware 7:30 PM

December 20

• Georgia State at VCU Noon
UNC Asheville at UNC Wilmington 7:00 PM
Old Dominion at Richmond 7:30 PM
Ball State at Drexel 7:30 PM
Northeastern at Providence TBA

December 21

Hampton at George Mason 7:00 PM
UNCG at William and Mary 7:00 PM
James Madison at Youngstown State 7:30 PM
VMI at Towson 7:30 PM

December 22

Hofstra at St. Francis (NY) 7:00 PM
Longwood at VCU 7:30 PM
Old Dominion at UAB 8:30 PM

December 27

Holy Cross at George Mason 7:00 PM
Coll. of Charleston at UNC Wilmington 7:00 PM
Northeastern at Wright State 7:00 PM
TU vs. Syracuse (at Wilkes-Barre, Pa.) 7:00 PM
William and Mary at Virginia Tech 7:00 PM

December 29

JMU vs. Yale (at Corpus Christi, TX) 6:00 PM
Central Connecticut at Delaware 7:30 PM

December 30

Towson at Lehigh 3:00 PM
Holy Cross at Northeastern 7:00 PM
Virginia Tech at Old Dominion 7:00 PM
VCU at Hampton 7:00 PM
Hofstra at La Salle 7:00 PM
George Mason at Mississippi State 8:00 PM
Georgia State at Alabama State 8:00 PM
JMU at Islander Classic (Corpus Christi, TX) TBA

December 31

Loyola (Md.) at Delaware 1:00 PM
UNC Wilmington at East Carolina 2:00 PM
Drexel at Monmouth 4:00 PM
William and Mary at Richmond 1:00 PM

January 2

Virginia Tech at James Madison 4:00 PM
Towson at Coll. of Charleston 7:00 PM
• George Mason at Northeastern 7:30 PM
Georgia State at Louisiana-Lafayette TBA
Virginia Commonwealth at UAB TBA

January 3

• UNC Wilmington at Old Dominion 7:00 PM

January 5

• **Drexel at William and Mary** 7:00 PM
• VCU at George Mason 7:00 PM
• Georgia State at Northeastern 7:00 PM
• James Madison at Hofstra 7:00 PM
• UNC Wilmington at Delaware 7:30 PM
• Old Dominion at Towson 7:30 PM

January 7

• Georgia State at Hofstra 4:00 PM
• Delaware at George Mason 7:00 PM
• Towson at James Madison 7:00 PM
• **William and Mary at UNCW** 7:00 PM
• Northeastern at Old Dominion 7:00 PM
• Drexel at VCU 7:30 PM

January 12

• Delaware at Northeastern 7:00 PM
• **GMU at William and Mary** 7:00 PM
• Old Dominion at Georgia State 7:00 PM
• VCU at James Madison 7:00 PM
• UNC Wilmington at Drexel 7:30 PM
• Hofstra at Towson 7:30 PM

January 14

• Drexel at Northeastern 1:00 PM
• **William and Mary at Georgia State** 2:00 PM
• UNC Wilmington at Hofstra 4:00 PM
• George Mason at James Madison 7:00 PM
• VCU at Old Dominion 7:00 PM
• Towson at Delaware 7:30 PM

January 19

• Northeastern at George Mason 7:00 PM
• Hofstra at Old Dominion 7:00 PM
• Towson at UNC Wilmington 7:00 PM
• James Madison at Delaware 7:30 PM
• Georgia State at Drexel 7:30 PM
• **William and Mary at VCU** 7:30 PM

January 21

• Hofstra at Northeastern 1:00 PM
• Delaware at Drexel 1:00 PM
• Georgia State at Towson 4:00 PM
• George Mason at UNC Wilmington 7:00 PM
• **ODU at William and Mary** 7:00 PM
• James Madison at VCU 7:30 PM

January 23

• Towson at Drexel 7:30 PM

January 26

• Drexel at Old Dominion 7:00 PM
• **William and Mary at GMU^t7:00 PM**
• Northeastern at Georgia State 7:00 PM
• Towson at Hofstra 7:00 PM
• UNC Wilmington at James Madison 7:00 PM
• VCU at Delaware 7:30 PM

January 28

• VCU at Georgia State 2:00 PM
• **JMU at William and Mary** 2:00 PM
• Delaware at Towson 4:00 PM
• Hofstra at Drexel 4:00 PM
• Old Dominion at George Mason 7:00 PM
• Northeastern at UNC Wilmington 7:00 PM

January 30

Georgia State at Savannah State 7:00 PM

February 2

• Drexel at UNC Wilmington 7:00 PM
• Old Dominion at Hofstra 7:00 PM
• Georgia State at James Madison 7:00 PM
• **William and Mary at Northeastern** 7:00 PM
• George Mason at Delaware 7:30 PM
• Towson at VCU 7:30 PM

February 4

• VCU at Northeastern 1:00 PM
• Drexel at Towson 4:00 PM
• UNC Wilmington at George Mason 7:00 PM
• **Georgia State at William and Mary** 7:00 PM
• James Madison at Old Dominion 7:00 PM
• Hofstra at Delaware 7:30 PM

February 6

• Delaware at James Madison 7:00 PM

February 9

• Delaware at UNC Wilmington 7:00 PM
• Hofstra at Georgia State 7:00 PM
• **William and Mary at ODU** 7:00 PM
• Northeastern at Drexel 7:30 PM
• George Mason at VCU 7:30 PM
• James Madison at Towson 7:30 PM

February 11

• UNC Wilmington at Georgia State 2:00 PM
• Northeastern at Hofstra 4:00 PM
• Towson at George Mason 4:30 PM
• Old Dominion at VCU 6:00 PM
• **William and Mary at JMU** 7:00 PM
• Drexel at Delaware 7:30 PM

February 15

• **Delaware at William and Mary** 7:00 PM
• Drexel at George Mason 7:00 PM
• Georgia State at Old Dominion 7:00 PM
• Hofstra at UNC Wilmington 7:00 PM
• James Madison at Northeastern 7:00 PM
• VCU at Towson 7:30 PM

February 18

James Madison at Longwood 3:00 PM
Delaware at ESPN Bracket Buster TBA
ESPN Bracket Buster at Drexel TBA
George Mason at ESPN Bracket Buster TBA
Georgia State at ESPN Bracket Buster TBA
ESPN Bracket Buster at Hofstra TBA
ESPN Bracket Buster at Northeastern TBA
ESPN Bracket Buster at Old Dominion TBA
ESPN Bracket Buster at VCU TBA

February 20

• **Hofstra at William and Mary** 7:00 PM

February 23

• George Mason at Hofstra 7:00 PM
• Towson at Georgia State 7:00 PM
• Old Dominion at James Madison 7:00 PM
• Northeastern at Delaware 7:30 PM
• **William and Mary at Drexel** 7:30 PM
• UNC Wilmington at VCU 7:30 PM

February 25

• James Madison at George Mason 2:00 PM
• **VCU at William and Mary** 2:00 PM
• Drexel at Hofstra 4:00 PM
• Northeastern at Towson 4:00 PM
• Georgia State at UNC Wilmington 7:00 PM
• Old Dominion at Delaware 7:30 PM

2004-05 Schedule and Results

	Overall	Home	Away	Neutral
All Games	7-20	6-8	1-12	0-0
Conference	3-15	2-7	1-8	0-0
Non-Conference	4-5	4-1	0-4	0-0

Date	Time	Opponent	Score	W	Attendance	High Points	High Rebounds
11/19/04	8:30 PM	! Hartford	84-71	W	2,608	Edwin Ofori Attah (22)	Hawley Smith (6) Corey Cofield (6)
11/20/04	8:30 PM	! Radford	81-76	W	2,607	Corey Cofield (24)	Corey Cofield (10)
11/23/04	7:00 PM	at Campbell	62-75	L	901	Edwin Ofori Attah (17)	Laimis Kisielius (7)
11/28/04	2:00 PM	Virginia Tech	63-80	L	1,821	Corey Cofield (14)	Hawley Smith (11)
12/1/04	7:00 PM	Longwood	90-60	W	1,571	Edwin Ofori Attah (17)	Corey Cofield (8)
12/4/04	7:00 PM	• at Old Dominion	56-69	L	5,510	Edwin Ofori Attah (18)	Corey Cofield (8)
12/20/04	7:00 PM	at UNC Greensboro	62-84	L	564	Laimis Kisielius (15)	Hawley Smith (5)
12/22/04	7:00 PM	at #8 Kentucky	47-92	L	18,059	Reid Markham (7)	Corey Cofield (6) Taylor Mokris (7)
12/30/04	8:30 PM	Hampton	60-51	W	1,680	Hawley Smith (13)	Corey Cofield (10)
1/2/05	1:00 PM	at #4 North Carolina	66-105	L	18,418	Corey Cofield (16)	Nate Loehrke (5) Nate Loehrke (16)
1/5/05	7:00 PM	• Hofstra	59-71	L	1,417	Hawley Smith (20)	Corey Cofield (5)
1/8/05	2:00 PM	• Delaware	59-69	L	1,627	Laimis Kisielius (14)	Corey Cofield (6) Brian Hutt (6)
1/12/05	7:00 PM	• at James Madison	47-55	L	4,119	Edwin Ofori Attah (21)	Corey Cofield (6) Nick D'Antoni (6) Edwin Ofori Attah (6)
1/15/05	4:05 PM	• at Drexel	65-91	L	2,198	Corey Cofield (20)	Corey Cofield (9)
1/19/05	7:00 PM	• UNC Wilmington	49-54	L	1,922	Nathan Mann (10)	Hawley Smith (5)
1/22/05	7:00 PM	• Virginia Commonwealth	77-79 (ot)	L	1,680	Corey Cofield (22)	Corey Cofield (12)
1/26/05	7:00 PM	• Towson	83-65	W	1,581	Corey Cofield (19)	Corey Cofield (6)
1/29/05	2:07 PM	• at George Mason	62-95	L	5,467	Nathan Mann (15)	Corey Cofield (6)
1/31/05	7:00 PM	• at Hofstra	51-72	L	1,874	Laimis Kisielius (14)	Hawley Smith (6)
2/2/05	7:00 PM	• Drexel	48-60	L	1,603	Laimis Kisielius (12)	Corey Cofield (7) Nate Loehrke (7)
2/5/05	7:30 PM	• at Delaware	47-76	L	4,426	Corey Cofield (11)	Hawley Smith (7)
2/9/05	7:00 PM	• at UNC Wilmington	72-80	L	5,268	Laimis Kisielius (23)	Corey Cofield (12)
2/12/05	2:00 PM	• George Mason	99-104 (2ot)	L	1,548	Nick D'Antoni (25)	Hawley Smith (11) Nathan Mann (25)
2/16/05	7:00 PM	• James Madison	80-54	W	1,787	Corey Cofield (24)	Corey Cofield (24) Hawley Smith (8)
2/19/05	7:00 PM	• Old Dominion	66-82	L	3,390	Nate Loehrke (21)	Hawley Smith (9)
2/23/05	7:30 PM	• at Virginia Commonwealth	69-91	L	4,737	Corey Cofield (27)	Hawley Smith (6)
2/26/05	4:00 PM	• at Towson	57-50	W	3,106	Taylor Mokris (17)	Corey Cofield (13)
3/4/05	5:30 PM	# vs. James Madison	68-54	W	3,438	Nick D'Antoni (26)	Corey Cofield (10)
3/5/05	12:00 PM	# vs. Old Dominion	51-64	L	4,232	Corey Cofield (9) Nathan Mann (9)	Taylor Mokris (9) Hawley Smith (7)

! W&M Tip-Off Classic • Colonial Athletic Association game

2004-05 Individual Honors

Corey Cofield

- Colonial Athletic Association Third Team
- CAA Player of the Week (November 22)
- W&M Tip-Off Classic Most Valuable Player

Nick D'Antoni

- CAA All-Academic Team

Laimis Kisielius

- Colonial Athletic Association All-Rookie Team
- CAA Rookie of the Week (February 21)

Edwin Ofori Attah

- CAA Rookie of the Week (December 6)

Hawley Smith

- W&M Tip-Off Classic All-Tournament Team

Laimis Kisielius is the fourth W&M player in the last four seasons to be named to the CAA's All-Rookie team.



2004-05 Statistics

All Games

##	Player	GP	GS	Min	Avg	----TOTAL----			-----3-PTS-----			-----REBOUNDS-----										Pts	Avg						
						FG	FGA	Pct	3FG	FGA	Pct	FT	FTA	Pct	Off	Def	Tot	Avg	PF	FO	A			TO	Blk	Stl			
23	Cofield, Corey	27	25	774	28.7	112	231	.485	0	0	.000	134	164	.817	71	113	184	6.8	68	3	26	80	16	20	358	13.3			
13	Kisielius, Laimis	27	19	705	26.1	78	202	.386	19	62	.306	69	90	.767	22	65	87	3.2	54	3	53	59	4	14	244	9.0			
21	Smith, Hawley	27	26	736	27.3	71	161	.441	13	34	.382	70	89	.787	50	99	149	5.5	76	3	31	47	8	28	225	8.3			
11	Mann, Nathan	27	16	642	23.8	76	206	.369	35	114	.307	25	36	.694	9	53	62	2.3	35	0	69	60	2	23	212	7.9			
01	Ofori Attah, Edwin	24	6	423	17.6	56	159	.352	17	80	.213	22	46	.478	9	41	50	2.1	49	1	17	53	3	8	151	6.3			
10	D'Antoni, Nick	27	24	742	27.5	52	149	.349	30	89	.337	28	42	.667	10	52	62	2.3	69	2	71	55	2	20	162	6.0			
00	Loehrke, Nate	25	2	285	11.4	47	93	.505	0	0	.000	24	34	.706	18	49	67	2.7	36	0	19	27	15	2	118	4.7			
22	Mokris, Taylor	25	3	245	9.8	28	60	.467	9	29	.310	21	31	.677	16	35	51	2.0	30	0	18	19	2	6	86	3.4			
02	Dutton, Adam	9	2	115	12.8	9	21	.429	4	12	.333	8	13	.615	1	5	6	0.7	11	0	7	18	0	5	30	3.3			
15	Markham, Reid	23	8	313	13.6	25	53	.472	7	18	.389	9	13	.692	13	32	45	2.0	16	0	17	9	0	12	66	2.9			
12	Hutt, Brian	26	2	265	10.2	19	39	.487	0	0	.000	22	37	.595	26	36	62	2.4	49	1	14	22	16	6	60	2.3			
03	Trumbower, Adam	13	1	86	6.6	6	17	.353	3	10	.300	11	11	1.000	4	9	13	1.0	5	0	6	6	1	2	26	2.0			
20	Carrabine, Kyle	13	0	65	5.0	5	13	.385	2	9	.222	1	2	.500	2	4	6	0.5	4	0	2	1	0	3	13	1.0			
25	Stratton, Chris	12	1	79	6.6	4	8	.500	0	1	.000	2	2	1.000	6	6	12	1.0	6	0	2	5	0	1	10	0.8			
TEAM														38	37	75	2.8	0											1
Total		27				588	1412	.416	139	458	.303	446	610	.731	295	636	931	34.5	508	13	352	462	69	150	1761	65.2			
Opponents		27				721	1581	.456	212	565	.375	357	532	.671	310	611	921	34.1	514	12	424	336	102	227	2011	74.5			

SCORE BY PERIODS:	1st	2nd	OT	2OT	Total
William and Mary	803	929	23	6	1761
Opponents	960	1015	25	11	2011

DEADBALL REBOUNDS:	OFF	DEF	TOTAL
William and Mary	68	7	69
Opponents	81	15	91

Colonial Athletic Association Games

##	Player	GP	GS	Min	Avg	----TOTAL----			-----3-PTS-----			-----REBOUNDS-----										Pts	Avg						
						FG	FGA	Pct	3FG	FGA	Pct	FT	FTA	Pct	Off	Def	Tot	Avg	PF	FO	A			TO	Blk	Stl			
23	Cofield, Corey	18	16	532	29.6	81	167	.485	0	0	.000	100	123	.813	55	74	129	7.2	44	1	18	61	9	17	262	14.6			
13	Kisielius, Laimis	18	14	504	28.0	57	145	.393	13	36	.361	54	69	.783	17	46	63	3.5	35	1	36	39	4	4	181	10.1			
11	Mann, Nathan	18	11	460	25.6	54	150	.360	21	77	.273	16	22	.727	7	36	43	2.4	25	0	47	33	2	13	145	8.1			
10	D'Antoni, Nick	18	16	527	29.3	41	119	.345	22	69	.319	15	25	.600	9	39	48	2.7	46	1	44	35	1	16	119	6.6			
21	Smith, Hawley	18	17	486	27.0	36	98	.367	6	19	.316	37	48	.771	39	63	102	5.7	50	3	20	34	5	14	115	6.4			
01	Ofori Attah, Edwin	15	4	230	15.3	27	90	.300	7	45	.156	12	26	.462	3	26	29	1.9	33	1	9	25	3	5	73	4.9			
00	Loehrke, Nate	16	1	187	11.7	30	58	.517	0	0	.000	15	22	.682	9	35	44	2.8	24	0	14	15	8	2	75	4.7			
22	Mokris, Taylor	16	1	153	9.6	19	36	.528	4	12	.333	14	19	.737	11	22	33	2.1	18	0	16	10	1	3	56	3.5			
15	Markham, Reid	17	5	231	13.6	19	40	.475	4	11	.364	8	11	.727	10	23	33	1.9	15	0	8	8	0	9	50	2.9			
12	Hutt, Brian	17	2	189	11.1	13	27	.481	0	0	.000	11	20	.550	19	25	44	2.6	33	0	10	17	12	3	37	2.2			
03	Trumbower, Adam	8	1	58	7.3	4	10	.400	1	4	.250	8	8	1.000	2	5	7	0.9	4	0	4	4	1	1	17	2.1			
02	Dutton, Adam	1	1	15	15.0	0	1	.000	0	1	.000	2	2	1.000	0	0	0	0.0	2	0	1	2	0	0	2	2.0			
20	Carrabine, Kyle	9	0	52	5.8	4	9	.444	1	5	.200	1	2	.500	2	4	6	0.7	4	0	0	1	0	1	10	1.1			
25	Stratton, Chris	7	1	51	7.3	2	3	.667	0	1	.000	0	0	.000	2	3	5	0.7	6	0	0	2	0	1	4	0.6			
TEAM														24	21	45	2.5	0											1
Total		18				387	953	.406	79	280	.282	293	397	.738	209	422	631	35.1	339	7	227	287	46	89	1146	63.7			
Opponents		18				459	1009	.455	152	379	.401	247	375	.659	189	403	592	32.9	334	9	287	214	62	140	1317	73.2			

SCORE BY PERIODS:	1st	2nd	OT	2OT	Total
William and Mary	514	603	23	6	1146
Opponents	617	664	25	11	1317

DEADBALL REBOUNDS:	OFF	DEF	TOTAL
William and Mary	47	6	47
Opponents	60	12	67

2004-05 Game-by-Game Statistics

Date	Team	FG-A	Pct	3FG-A	Pct	FT-A	Pct	Off-Def	Tot	PF	A	TO	Blk	Stl	Pts
Nov. 19	Hartford	27-67	.403	6-21	.286	11-19	.579	16-22	38	30	8	14	0	5	71
	at William and Mary	23-47	.489	6-13	.462	32-41	.780	8-28	36	22	15	20	1	8	84
Nov. 20	Radford	28-61	.459	7-18	.389	13-16	.813	12-23	35	23	12	13	1	7	76
	at William and Mary	23-49	.469	9-23	.391	26-36	.722	10-22	32	17	16	14	2	7	81
Nov. 23	at Campbell	28-60	.467	6-16	.375	13-21	.619	12-27	39	25	14	12	1	10	75
	William and Mary	21-55	.382	4-27	.148	16-24	.667	13-24	37	22	11	17	4	4	62
Nov. 28	Virginia Tech	32-62	.516	9-18	.500	7-10	.700	6-22	28	19	19	11	3	11	80
	at William and Mary	20-51	.392	5-15	.333	18-24	.750	11-27	38	14	8	20	1	6	63
Dec. 1	Longwood	24-67	.358	5-28	.179	7-11	.636	12-25	37	23	9	18	6	7	60
	at William and Mary	30-60	.500	8-24	.333	22-30	.733	10-34	44	17	21	13	2	13	90
Dec. 4	at Old Dominion	25-67	.373	5-23	.217	14-22	.636	17-20	37	19	14	7	2	14	69
	William and Mary	22-48	.458	3-13	.231	9-15	.600	11-30	41	24	11	23	2	1	56
Dec. 20	at UNC Greensboro	33-64	.516	4-13	.308	14-16	.875	16-22	38	12	13	13	13	11	84
	William and Mary	24-54	.444	9-18	.500	5-9	.556	10-16	26	16	10	18	6	7	62
Dec. 22	at Kentucky	37-76	.487	7-28	.250	11-13	.846	21-24	45	15	27	12	7	15	92
	William and Mary	16-43	.372	8-21	.381	7-15	.467	8-20	28	18	12	32	1	5	47
Dec. 30	Hampton	18-54	.333	6-18	.333	9-21	.429	12-19	31	21	8	17	1	12	51
	at William and Mary	19-41	.463	6-15	.400	16-22	.727	6-29	35	19	14	22	4	6	60
Jan. 2	at North Carolina	35-61	.574	10-26	.385	25-30	.833	14-24	38	12	27	12	8	9	105
	William and Mary	25-59	.424	5-22	.227	11-12	.917	10-14	24	24	18	19	2	5	66
Jan. 5	Hofstra	24-53	.453	10-25	.400	13-18	.722	15-15	30	18	16	12	4	6	71
	at William and Mary	17-43	.395	5-12	.417	20-22	.909	12-17	29	16	10	18	2	4	59
Jan. 8	Delaware	23-50	.460	6-15	.400	17-26	.654	9-24	33	19	15	11	2	3	69
	at William and Mary	20-52	.385	3-13	.231	16-23	.696	10-22	32	22	13	14	0	4	59
Jan. 12	at James Madison	19-48	.396	5-17	.294	12-22	.545	13-24	37	17	11	14	4	12	55
	William and Mary	15-51	.294	2-16	.125	15-23	.652	15-19	34	18	7	16	3	5	47
Jan. 15	at Drexel	32-61	.525	15-29	.517	12-17	.706	10-19	29	23	27	11	4	8	91
	William and Mary	17-47	.362	3-11	.273	28-37	.757	12-19	31	16	6	16	4	5	65
Jan. 19	UNC Wilmington	19-56	.339	7-21	.333	9-11	.818	14-23	37	16	10	8	2	3	54
	at William and Mary	18-47	.383	5-16	.313	8-16	.500	8-23	31	15	13	11	1	3	49
Jan. 22	Virginia Commonwealth	23-60	.383	8-24	.333	25-35	.714	12-23	35	23	11	13	3	10	79
	at William and Mary	26-60	.433	6-23	.261	19-26	.731	15-30	45	24	15	16	5	5	77
Jan. 26	Towson	24-57	.421	5-14	.357	12-18	.667	13-15	28	22	15	15	2	4	65
	at William and Mary	25-48	.521	10-22	.455	23-31	.742	10-21	31	18	20	12	5	4	83
Jan. 29	at George Mason	35-57	.614	13-25	.520	12-15	.800	9-27	36	14	24	14	0	8	95
	William and Mary	22-56	.393	4-24	.167	14-15	.933	8-15	23	16	14	14	2	10	62
Jan. 31	at Hofstra	22-49	.449	10-26	.385	18-23	.783	7-20	27	11	15	11	6	9	72
	William and Mary	19-47	.404	4-9	.444	9-12	.750	7-22	29	20	8	16	6	4	51
Feb. 2	Drexel	21-47	.447	5-12	.417	13-18	.722	7-23	30	13	11	15	7	8	60
	at William and Mary	20-53	.377	3-14	.214	5-8	.625	12-24	36	18	13	21	3	7	48
Feb. 5	at Delaware	27-54	.500	14-28	.500	8-13	.615	7-24	31	16	17	10	5	8	76
	William and Mary	16-49	.327	0-10	.000	15-19	.789	11-23	34	12	8	17	3	2	47
Feb. 9	at UNC Wilmington	27-48	.563	4-9	.444	22-31	.710	6-16	22	22	15	11	1	12	80
	William and Mary	26-54	.481	4-17	.235	16-18	.889	14-23	37	27	14	18	1	3	72
Feb. 12	George Mason	37-67	.552	14-25	.560	16-27	.593	10-34	44	17	19	18	5	8	104
	at William and Mary	37-84	.440	13-29	.448	12-19	.632	19-25	44	24	21	17	1	8	99
Feb. 16	James Madison	19-46	.413	4-12	.333	12-24	.500	8-18	26	27	10	16	5	9	54
	at William and Mary	24-55	.436	3-13	.231	29-35	.829	15-24	39	20	15	14	4	9	80
Feb. 19	Old Dominion	28-59	.475	10-25	.400	16-26	.615	8-32	40	18	18	9	1	5	82
	at William and Mary	25-61	.410	4-16	.250	12-18	.667	9-26	35	23	15	12	0	4	66
Feb. 23	at Virginia Commonwealth	37-67	.552	11-29	.379	6-9	.667	12-24	36	17	29	11	5	4	91
	William and Mary	21-50	.420	6-13	.462	21-27	.778	7-20	27	10	12	15	1	7	69
Feb. 26	at Towson	17-63	.270	6-20	.300	10-20	.500	12-22	34	22	10	8	4	9	50
	William and Mary	17-48	.354	1-9	.111	22-33	.667	14-39	53	16	12	17	3	4	57
March 4	vs James Madison	19-58	.328	2-16	.125	14-23	.609	17-17	34	28	6	20	8	5	54
	William and Mary	18-51	.353	7-16	.438	25-34	.735	17-28	45	19	11	20	4	8	68
March 5	vs Old Dominion	26-64	.406	8-26	.308	4-8	.500	14-25	39	17	15	10	3	9	64
	William and Mary	19-53	.358	3-15	.200	10-19	.526	15-26	41	13	10	18	2	2	51
	W&M Totals	625-1516	.412	149-489	.305	481-663	.725	327-690	1017	540	373	500	75	160	1880
	Opponent Totals	766-1703	.450	222-607	.366	375-563	.666	341-653	994	559	445	366	113	241	2129

Winning team's statistics in **bold**.

2004-05 Highs and Lows

Team Highs and Lows

		William and Mary Highs		Opponent Highs	
Points	99	George Mason (2/12/05)	105	at North Carolina (1/2/05)	
Field Goals Made	37	George Mason (2/12/05)	37	Three times, most recently at Virginia Commonwealth (2/23/05)	
Field Goal Attempts	84	George Mason (2/12/05)	76	at Kentucky (12/22/04)	
Field Goal Percentage	.521 (25-48)	Towson (1/26/05)	.614 (35-57)	at George Mason (1/29/05)	
3-point FG Made	13	George Mason (2/12/05)	15	at Drexel (1/15/05)	
3-point FG Attempts	29	George Mason (2/12/05)	29	at Virginia Commonwealth (2/23/05)	
3-point FG Percentage	.500 (9-18)	at UNC Greensboro (12/20/04)	.560 (14-25)	at Drexel (1/15/05)	
Free Throws Made	32	Hartford (11/19/04)	25	George Mason (2/12/05)	
Free Throw Attempts	41	Hartford (11/19/04)	35	Virginia Commonwealth (1/22/05)	
Free Throw Percentage	.933 (14-15)	at George Mason (1/29/05)	.875 (14-16)	at North Carolina (1/2/05)	
Rebounds	53	at Towson (2/26/05)	45	Virginia Commonwealth (1/22/05)	
Assists	21	George Mason (2/12/05)	29	at UNC Greensboro (12/20/04)	
Steals	13	Longwood (12/1/04)	15	at Kentucky (12/22/04)	
Blocked Shots	6	at Hofstra (1/31/05)	13	at UNC Greensboro (12/20/04)	
Turnovers	32	at UNC Greensboro (12/20/04)	20	vs. James Madison (3/4/05)	
Fouls	27	at Kentucky (12/22/04)	30	Hartford (11/19/04)	
		at UNC Wilmington (2/9/05)			

		William and Mary Lows		Opponent Lows	
Points	47	Three times, most recently at Delaware (2/5/05)	50	at Towson (2/26/05)	
Field Goals Made	15	at James Madison (1/12/05)	17	at Towson (2/26/05)	
Field Goal Attempts	41	Hampton (12/30/04)	46	James Madison (2/16/05)	
Field Goal Percentage	.294 (15-51)	at James Madison (1/12/05)	.270 (17-63)	at Towson (2/26/05)	
3-point FG Made	0	at Delaware (2/5/05)	2	vs. James Madison (3/4/05)	
3-point FG Attempts	9	at Towson (2/26/05)	9	at UNC Wilmington (2/9/05)	
3-point FG Percentage	.000 (0-10)	at Hofstra (1/31/05)	.125 (2-16)	vs. James Madison (3/4/05)	
Free Throws Made	5	at Delaware (2/5/05)	4	vs. Old Dominion (3/5/05)	
Free Throw Attempts	8	Drexel (2/2/05)	8	vs. Old Dominion (3/5/05)	
Free Throw Percentage	.467 (7-15)	at UNC Greensboro (12/20/04)	.429 (9-21)	Hampton (12/30/04)	
Rebounds	23	at Kentucky (12/22/04)	22	at UNC Wilmington (2/9/05)	
Assists	6	at George Mason (1/29/05)	6	vs. James Madison (3/4/05)	
Steals	1	at Drexel (1/15/05)	3	UNC Wilmington (1/19/05)	
Blocked Shots	0	at Old Dominion (12/4/04)	0	Delaware (1/8/05)	
Turnovers	11	Old Dominion (2/19/05)	7	at George Mason (1/29/05)	
Fouls	10	Delaware (1/8/05)	11	Hartford (11/19/04)	
		UNC Wilmington (1/19/05)		at Old Dominion (12/4/04)	
		at Virginia Commonwealth (2/23/05)		at Hofstra (1/31/05)	

W&M Individual Highs

Points	27	Corey Cofield at Virginia Commonwealth (2/23/05)
Field Goals Made	10	Nick D'Antoni vs. George Mason (2/12/05)
		Nathan Mann vs. George Mason (2/12/05)
Field Goal Attempts	21	Nick D'Antoni vs. George Mason (2/12/05)
Field Goal Pct. (min 5 made)	.833 (5-6)	Corey Cofield vs. Towson (1/26/05)
3-point FG Made	5	Nick D'Antoni vs. George Mason (2/12/05)
		Nathan Mann vs. George Mason (2/12/05)
3-point FG Attempts	11	Nathan Mann vs. George Mason (2/12/05)
3-point FG Pct. (min 2 made)	1.000 (2-2)	Hawley Smith vs. Hartford (11/19/04)
Free Throws Made	13	Corey Cofield at Virginia Commonwealth (2/23/05)
Free Throw Attempts	16	Corey Cofield at Virginia Commonwealth (2/23/05)
Free Throw Pct. (min 3 made)	1.000 (8-8)	Corey Cofield vs. Virginia Tech (11/28/04)
Rebounds	13	Corey Cofield vs. Virginia Tech (11/28/04)
Assists	6	Corey Cofield at Towson (2/26/05)
		Nick D'Antoni vs. Drexel (2/2/05)
		Nathan Mann vs. Towson (Towson) (1/26/05)
Steals	5	Nathan Mann vs. Towson (Towson) (1/26/05)
Blocked Shots	4	Nathan Mann vs. Longwood (12/1/04)
		Brian Hutt at Hofstra (1/31/05)



Brian Hutt (#12) had a season-high four blocked shots at Hofstra.

2004-05 Box Scores

Game #1 • Nov. 19, 2004

William and Mary 84, Hartford 71 Williamsburg, VA • William and Mary Hall

Hartford	fg-a	3fg-a	ft-a	o-d	reb	f	pt	a	t	b	s	min
Martin f	5-10	1-4	4-4	1-3	4	2	15	1	4	0	2	27
Taylor f	1-7	1-1	0-0	4-3	7	5	3	0	1	0	1	26
Goode c	4-8	0-0	3-6	1-1	2	4	11	0	0	0	0	22
Cook g	8-17	5-9	4-5	1-5	6	4	25	4	6	0	1	36
Ford g	2-5	0-2	2-4	0-2	2	1	6	2	0	0	0	19
Koukorgo,	0-1	0-0	0-0	2-0	2	1	0	0	1	0	0	9
Rembert	2-8	0-6	0-0	0-3	3	1	4	0	0	0	1	12
Ruffin	8-12	0-2	1-2	3-3	6	1	17	0	1	1	0	30
Glowiak	0-2	0-1	0-0	0-0	0	0	0	0	0	0	0	9
Regan	0-0	0-0	0-0	0-3	3	2	0	0	1	0	1	13
Lalor	0-2	0-0	1-2	2-0	2	2	1	1	2	0	0	8
Zimnickas	0-1	0-0	0-0	1-0	1	4	0	0	1	0	0	4
TEAM				2-1	3							
Totals	27-67	6-21	11-19	16-22	38	30	71	8	14	0	5	200

W&M	fg-a	3fg-a	ft-a	o-d	reb	f	pt	a	t	b	s	min
Kisielius f	3-5	0-1	4-4	0-3	3	2	10	3	2	0	2	32
Smith f	4-6	2-2	9-12	3-3	6	2	19	1	3	0	3	29
Cofield f	7-12	0-0	6-6	1-5	6	1	20	2	3	1	0	34
D'Antoni g	0-1	0-1	0-1	1-2	3	5	0	1	3	0	0	21
Mann g	0-3	0-2	1-2	0-3	3	4	1	4	4	0	1	22
Loehrke	1-4	0-0	2-4	1-1	2	2	4	1	1	0	0	11
Ofori Attah	7-14	4-6	4-7	0-3	3	4	22	3	2	0	0	27
Dutton	1-2	0-1	0-0	0-0	1	2	0	2	0	1	0	10
Hutt	0-0	0-0	0-0	0-1	1	1	0	0	0	0	0	3
Mokris	0-0	0-0	0-0	1-2	3	0	6	0	0	0	1	11
TEAM				1-5	6							
Totals	23-47	6-13	32-42	8-28	36	22	84	15	20	1	8	200

Halftime: W&M 32-27, FG%: W&M .489, HU .403, 3FG%: W&M .462, HU .286, FT%: W&M .762, HU .579. Officials: Greg Fogleman, Joey Caruthers, Carl Blair. Attendance: 2,608.

Game #2 • Nov. 20, 2004

William and Mary 81, Radford 76 Williamsburg, VA • William and Mary Hall

Radford	fg-a	3fg-a	ft-a	o-d	reb	f	pt	a	t	b	s	min
Oliver f	10-13	1-2	2-2	4-3	7	3	23	0	3	0	1	36
Ricks f	0-1	0-0	0-0	0-1	1	3	0	1	1	0	0	9
Popoola g	7-12	2-5	3-5	1-3	4	1	19	2	3	0	4	36
Goodin g	2-4	2-4	0-0	1-3	4	1	6	3	2	0	1	17
Holcomb-Faye g	3-11	1-2	6-6	0-1	1	3	13	5	1	0	0	35
Jeffers	3-5	1-3	1-2	1-2	3	2	8	0	0	0	1	22
Wilson	0-2	0-0	0-0	0-0	0	2	0	0	0	0	0	4
McIntyre	1-4	0-1	0-0	0-1	1	2	2	1	1	0	0	18
Bynum	2-8	0-1	1-1	1-4	5	5	5	0	1	0	0	16
Fox	0-1	0-0	0-0	0-1	1	1	0	0	1	0	0	7
TEAM				4-4	8							
Totals	28-61	7-18	13-16	12-23	35	23	76	12	13	1	7	200

W&M	fg-a	3fg-a	ft-a	o-d	reb	f	pt	a	t	b	s	min
Kisielius f	3-8	1-3	4-6	1-2	3	1	11	3	2	0	1	27
Smith f	4-6	1-2	6-6	1-4	5	3	15	1	1	0	3	33
Cofield f	7-9	0-0	10-14	3-7	10	3	24	0	2	1	2	33
D'Antoni g	0-3	0-3	0-0	0-0	0	2	0	4	0	0	0	29
Mann g	4-9	4-9	2-2	1-3	4	2	14	5	4	0	0	25
Loehrke	0-1	0-0	0-0	0-0	0	1	0	0	0	1	0	4
Ofori Attah	2-6	0-2	1-1	1-0	1	1	5	2	4	0	1	20
Dutton	0-1	0-0	1-2	0-0	0	1	1	0	1	0	0	9
Hutt	0-0	0-0	2-4	1-1	2	0	2	1	0	0	0	8
Mokris	3-6	3-4	0-1	1-1	2	3	9	0	0	0	0	12
TEAM				1-4	5							
Totals	23-49	9-23	26-36	10-22	32	17	81	16	14	2	7	200

Halftime: Tied 36-36, FG%: W&M .469, RU .459, 3FG%: W&M .391, RU .289, FT%: W&M .722, RU .813. Officials: Bobby Pennington, Scott Smith, Harold Harris. Attendance: 2,607.

Game #3 • Nov. 23, 2004

Campbell 75, William and Mary 62 Buies Creek, NC • Carter Gymnasium

W&M	fg-a	3fg-a	ft-a	o-d	reb	f	pt	a	t	b	s	min
Kisielius f	2-9	0-4	0-0	2-5	7	5	4	4	4	0	0	25
Smith f	4-5	0-1	3-3	1-2	3	2	11	2	1	1	0	28
Cofield f	2-6	0-0	3-4	3-1	4	3	7	1	1	0	0	21
D'Antoni g	0-3	0-3	3-4	0-3	3	3	3	3	2	1	1	25
Mann g	2-7	1-5	1-2	1-2	3	0	6	1	3	0	2	23
Loehrke	1-2	0-0	1-2	1-2	3	1	3	1	0	1	2	11
Ofori Attah	7-16	2-9	1-3	1-2	3	2	17	0	3	0	0	21
Dutton	1-2	0-1	1-2	0-2	2	1	3	0	1	0	0	13
Trumbower	0-0	0-0	3-3	0-1	1	0	3	0	0	0	0	9
Hutt	1-1	0-0	0-0	1-1	2	2	2	0	0	1	1	9
Mokris	1-4	1-4	0-1	0-2	2	3	3	0	1	0	0	15
TEAM				3-4	7							
Totals	21-55	4-27	16-24	13-24	37	22	62	11	17	4	4	200

Campbell	fg-a	3fg-a	ft-a	o-d	reb	f	pt	a	t	b	s	min
Latham f	6-10	0-1	3-7	3-4	7	4	15	6	4	1	5	26
Poole f	5-8	0-0	0-0	5-7	12	4	10	0	1	0	0	32
Aguiar c	7-11	0-0	2-3	2-2	4	4	16	0	2	0	1	24
Wohlfel g	1-7	1-5	2-3	0-5	5	2	5	0	0	0	0	17
Atkinson g	5-10	4-6	4-4	0-1	1	2	18	2	0	0	3	33
Bishop	1-3	0-0	1-2	1-2	3	3	3	4	1	0	0	18
Pringle	0-2	0-2	0-0	0-1	1	1	0	1	0	0	0	8
Griffin	0-1	0-0	0-0	0-0	0	2	0	0	1	0	0	7
Gibson	0-2	0-1	0-0	0-0	0	0	0	0	0	0	0	10
Hunt	1-1	0-0	0-0	0-0	0	2	2	0	1	0	0	5
Klein	2-5	1-1	1-2	1-4	5	1	6	1	2	0	0	20
TEAM				0-1	1							
Totals	28-60	6-16	13-21	12-27	39	25	75	14	12	1	10	200

Halftime: CU 45-33, FG%: W&M .382, CU .467, 3FG%: W&M .148, CU .375, FT%: W&M .667, CU .619. Officials: Tim Clougherty, Sean Wright, Forrest Sigler. Attendance: 901.



Corey Cofield averaged 22.0 points and 8.0 rebounds per game, while shooting .667 from the field in the two games of the W&M Tip-Off Classic. He led all scorers with 24 points in the championship game.

Game #4 • Nov. 28, 2004

Virginia Tech 80, William and Mary 63 Williamsburg, VA • William and Mary Hall

Virginia Tech	fg-a	3fg-a	ft-a	o-d	reb	f	pt	a	t	b	s	min
Washington f	3-9	0-0	4-4	2-3	5	3	10	2	3	1	0	33
Dixon f	8-15	2-4	0-2	1-7	8	1	18	6	0	0	5	34
Collins c	2-4	0-0	0-0	1-0	1	4	4	1	1	0	0	14
Dowdell g	7-9	3-5	0-0	0-2	2	3	17	4	1	0	0	24
Gordon g	8-11	4-6	0-0	1-5	6	2	20	2	2	0	2	30
Harris	0-1	0-0	0-0	0-0	0	0	0	1	1	0	1	10
Witherspoon	0-0	0-0	0-0	0-0	0	0	0	0	0	0	0	3
Krabendam	0-1	0-0	0-0	1-1	2	3	0	0	0	0	0	6
Cooke	3-9	0-3	0-4	0-2	2	9	2	1	0	1	1	27
Calloway	0-1	0-0	0-0	0-0	0	1	0	0	0	1	0	10
Tucker	1-2	0-0	0-0	0-0	0	1	2	1	2	1	2	9
TEAM				0-2	2							
Totals	32-62	9-18	7-10	6-22	28	19	80	19	11	3	11	200

W&M	fg-a	3fg-a	ft-a	o-d	reb	f	pt	a	t	b	s	min
Kisielius f	0-5	0-3	0-0	0-1	1	1	0	0	3	0	1	21
Smith f	3-12	0-3	4-6	2-9	11	2	10	0	0	0	3	33
Cofield f	3-7	0-0	8-8	3-4	7	1	14	0	2	1	0	26
D'Antoni g	1-3	0-1	2-4	0-0	0	3	4	3	1	0	0	22
Mann g	4-7	3-4	0-0	0-0	0	1	11	4	3	0	0	24
Loehrke	4-8	0-0	2-2	4-5	9	1	10	0	1	0	0	18
Ofori Attah	1-3	1-2	0-1	0-1	1	1	3	0	4	0	1	18
Dutton	2-2	1-1	2-3	0-0	0	3	7	1	3	0	1	14
Trumbower	0-0	0-0	0-0	0-1	1	0	0	0	0	0	0	2
Hutt	1-2	0-0	0-0	1-1	2	1	2	0	1	0	0	4
Markham	0-0	0-0	0-0	1-1	1	0	0	0	0	0	0	4
Carrabine	0-0	0-0	0-0	0-0	0	0	0	0	0	0	0	1
Mokris	1-2	0-1	0-0	0-3	3	0	2	0	2	0	0	12
Stratton	0-0	0-0	0-0	0-1	1	0	0	0	0	0	0	1
TEAM				1-0	1							
Totals	20-51	5-15	18-24	11-27	38	14	63					

2004-05 Box Scores

Game #8 • Dec. 22, 2004 No. 8 Kentucky 92, William and Mary 47 Lexington, KY • Rupp Arena

W&M	fg-a	3fg-a	ft-a	o-d	reb	f	pt	a	t	b	s	min
Smith f	1-3	1-1	1-2	0-5	5	4	4	2	3	3	0	19
Cofield f	0-4	0-0	0-0	0-6	6	1	0	1	3	0	0	25
Ofori Attah g	2-4	1-3	0-0	2-1	3	3	5	0	6	0	0	19
D'Antoni g	2-4	2-3	0-0	0-1	2	6	1	3	0	0	1	18
Markham g	2-3	2-3	1-2	0-1	1	0	7	0	0	0	0	20
Loehrke	1-5	0-0	0-0	0-0	0	1	2	0	2	0	0	11
Dutton	0-3	0-3	1-2	1-1	2	1	1	3	4	0	0	17
Mann	1-3	0-2	0-0	0-1	1	1	2	5	0	0	0	13
Hutt	1-3	0-0	3-7	0-3	3	5	1	1	0	0	0	19
Kisielius	1-4	1-3	0-0	0-0	0	1	3	0	2	0	2	16
Carrabine	1-2	1-2	0-0	0-0	0	0	3	1	0	0	1	6
Mokris	3-4	0-1	1-2	2-0	2	1	7	1	2	0	0	10
Stratton	1-1	0-0	0-0	0-1	1	0	2	0	1	0	0	7
TEAM				3-0	3							
Totals	16-43	8-21	7-15	8-20	28	18	47	12	32	1	5	200

Halftime: UK 44-19. FG%: W&M .372, UK .487. 3FG%: W&M .381, UK .250. FT%: W&M .467, UK .846. Officials: John Clougherty, Reggie Cofer, Brian Forte. Attendance: 18,059.



Before playing Kentucky, the Tribe visited Three Chimneys Horse Farm, owned by W&M graduate Robert Clay. The farm stables many top racehorses, including 2004 Kentucky Derby and Preakness winner Smarty Jones (pictured).

Game #9 • Dec. 30, 2004 William and Mary 60, Hampton 51 Williamsburg, VA • William and Mary Hall

Hampton	fg-a	3fg-a	ft-a	o-d	reb	f	pt	a	t	b	s	min
Streeter f	0-5	0-0	4-6	3-2	5	3	4	1	1	0	1	16
Brown c	3-7	0-0	2-9	0-4	4	2	8	0	4	0	0	21
West g	1-10	0-6	0-0	1-0	1	2	2	2	4	0	1	29
Woodley g	0-2	0-0	0-0	1-1	3	3	0	3	3	0	2	29
Green g	6-10	1-2	1-2	2-5	7	1	14	0	2	4	4	37
Bean	0-0	0-0	0-0	0-0	0	0	0	0	0	0	0	04
Granger	1-6	1-5	0-0	0-1	1	2	3	0	0	1	0	19
Pehoua	0-0	0-0	0-0	0-0	0	1	0	0	2	2	4	4
Spencer	1-3	0-0	0-0	1-1	2	4	2	2	0	0	1	16
Burns	0-2	0-0	0-0	0-0	0	0	0	0	0	0	0	3
Woodard	2-4	0-0	2-2	1-3	4	3	6	0	1	1	0	20
Pehoua	4-5	4-5	0-2	0-1	1	0	12	0	0	0	0	6
TEAM				2-1	3							
Totals	18-54	6-18	9-21	12-19	31	21	51	8	17	1	12	200

Halftime: W&M 24-21. FG%: W&M .463, HU .333. 3FG%: W&M .400, HU .333. FT%: W&M .727, HU .429. Officials: Bernard Clinton, Zelton Steed, Tony Dawkins. Attendance: 1,680.

Game #12 • Jan. 8, 2005 Delaware 69, William and Mary 59 Williamsburg, VA • William and Mary Hall

Delaware	fg-a	3fg-a	ft-a	o-d	reb	f	pt	a	t	b	s	min
Nana f	7-14	2-5	9-13	1-9	10	4	25	1	2	1	1	35
Wentt f	0-1	0-0	0-0	1-2	3	2	0	0	2	0	0	22
Slattery g	2-4	1-2	1-2	1-4	5	1	6	8	1	0	1	38
Washington, R. g	2-7	2-6	0-0	2-0	2	0	6	4	1	0	0	26
Washington, A. g	1-1	5-7	1-3	4	4	2	24	1	3	1	1	37
McMahon	1-2	0-0	1-2	0-2	2	2	3	1	0	0	0	9
Smith	0-0	0-0	1-2	0-1	1	3	1	0	0	0	0	11
Madera	1-6	0-0	0-0	1-1	2	5	2	0	2	0	0	16
Flowers	1-2	0-1	0-0	0-0	0	0	2	0	0	0	0	6
TEAM				2-2	4							
Totals	23-50	6-15	17-26	9-24	33	19	69	15	11	2	3	200

Halftime: W&M 30-23. FG%: W&M .385, UD .460. 3FG%: W&M .231, UD .400. FT%: W&M .696, UD .654. Officials: Bryan Kersey, Jerry Heater, Bobby Pennington. Attendance: 1,627.

Game #10 • Jan. 2, 2005 No. 4 North Carolina 105, William and Mary 66 Chapel Hill, NC • Dean E. Smith Center

W&M	fg-a	3fg-a	ft-a	o-d	reb	f	pt	a	t	b	s	min
Smith f	5-8	1-2	1-2	0-1	1	3	12	2	2	0	0	27
Cofield f	6-9	0-0	4-4	0-2	2	3	16	0	2	0	0	28
D'Antoni g	2-5	1-1	0-0	0-1	1	5	4	3	0	0	0	27
Markham g	0-1	0-1	0-0	1-1	2	1	0	1	0	0	0	16
Mokris g	0-3	0-3	0-0	1-1	2	2	0	1	2	0	0	9
Loehrke	6-8	0-0	4-4	2-3	5	3	16	1	0	0	0	13
Ofori Attah	0-4	0-3	0-0	0-0	0	1	0	1	4	0	0	18
Dutton	1-5	1-3	0-0	0-0	0	0	3	1	1	0	2	10
Trumbower	0-3	0-2	0-0	2-0	2	0	0	1	1	0	0	4
Mann	3-7	2-4	0-0	0-0	0	0	8	2	2	0	0	18
Hutt	1-2	0-0	0-0	3-0	3	5	2	2	1	2	1	10
Kisielius	1-3	0-2	2-2	0-3	3	5	4	1	2	0	0	8
Carrabine	0-1	0-1	0-0	0-0	0	0	0	0	0	0	1	4
Stratton	0-0	0-0	0-0	0-0	0	0	0	0	1	0	0	8
TEAM				1-2	3							
Totals	25-59	5-22	11-12	10-14	24	24	66	18	19	2	5	200

Halftime: UNC 53-32. FG%: W&M .424, UNC .574. 3FG%: W&M .227, UNC .385. FT%: W&M .917, UNC .833. Officials: Duke Edsall, Emanuel Upton, Frank Raposo. Attendance: 18,418.

Game #13 • Jan. 12, 2005 James Madison 55, William and Mary 47 Harrisonburg, VA • JMU Convocation Center

W&M	fg-a	3fg-a	ft-a	o-d	reb	f	pt	a	t	b	s	min
Smith f	0-4	0-1	2-4	3-1	4	4	2	1	2	0	0	25
Cofield f	3-7	0-0	5-6	1-5	6	1	11	0	5	2	1	31
D'Antoni g	0-5	0-3	0-0	4-2	6	2	0	1	4	0	0	29
Mann g	1-7	0-2	0-0	2-1	3	2	2	1	1	0	0	18
Markham g	0-2	0-1	0-0	0-0	0	0	0	0	0	0	0	10
Ofori Attah	1-1	0-0	0-0	0-0	0	1	2	0	0	0	1	9
Trumbower	7-17	2-8	5-9	0-6	6	3	21	2	1	0	1	29
Hutt	0-0	0-0	0-0	0-0	0	1	0	0	0	0	0	7
Kisielius	2-4	0-1	1-2	3-2	5	3	5	0	1	0	1	12
Stratton	1-4	0-1	2-2	0-2	2	1	4	2	3	0	0	30
TEAM				2-0	2							
Totals	15-51	2-16	15-23	15-19	34	18	47	7	16	3	5	200

Halftime: Tied 18-18. FG%: W&M .294, JMU .396. 3FG%: W&M .125, JMU .294. FT%: W&M .652, JMU .545. Officials: Duke Edsall, Alan Spainhour, Joey Caruthers. Attendance: 4,119.

Game #11 • Jan. 5, 2005 Hofstra 71, William and Mary 59 Williamsburg, VA • William and Mary Hall

Hofstra	fg-a	3fg-a	ft-a	o-d	reb	f	pt	a	t	b	s	min
Kieza f	4-9	4-8	0-1	1-3	4	3	12	0	0	1	0	29
Uter f	6-8	0-0	2-2	5-3	8	3	14	0	1	2	0	38
Stokes g	4-13	0-3	8-10	2-3	5	2	16	7	2	0	3	37
Agudio g	4-8	2-4	0-0	1-1	2	10	3	3	0	0	0	34
Rivera g	5-10	4-9	2-3	0-4	4	2	16	3	1	0	2	26
Jones	0-0	0-0	1-2	0-0	0	1	1	0	0	0	0	1
Washington	1-1	0-0	0-0	3-1	4	4	2	1	1	0	1	14
Souffrant	0-2	0-0	0-0	0-0	0	0	0	1	2	0	0	8
Harris	0-0	0-0	0-0	1-0	1	0	0	0	1	1	0	1
Radziejewski	0-2	0-1	0-0	0-0	0	1	0	1	1	0	0	12
TEAM				3-0	3							
Totals	24-53	10-25	13-18	15-15	30	18	71	16	12	4	6	200

Halftime: HU 42-30. FG%: W&M .395, HU .453. 3FG%: W&M .417, HU .400. FT%: W&M .909, HU .722. Officials: Tim Nestor, Manny Upton, John Spears. Attendance: 1,417.

Game #14 • Jan. 15, 2005 Drexel 91, William and Mary 65 Philadelphia, PA • Daskalakis Athletic Center

W&M	fg-a	3fg-a	ft-a	o-d	reb	f	pt	a	t	b	s	min
Kisielius f	1-4	0-0	3-4	0-2	2	3	5	1	4	0	0	26
Smith f	2-6	1-1	2-3	3-3	6	4	7	0	3	0	1	23
Hutt c	1-2	0-0	6-8	1-3	4	2	8	2	2	2	0	22
Ofori Attah g	3-14	0-4	1-2	1-2	3	7	0	3	1	0	0	24
D'Antoni g	2-4	2-4	0-0	0-0	0	1	6	3	3	0	0	29
Loehrke	0-1	0-0	4-6	0-0	0	0	4	0	0	0	0	3
Trumbower	0-0	0-0	0-0	0-0	0	0	0	0	0	0	0	4
Mann	0-2	0-1	2-2	0-1	1	0	2	0	0	0	0	18
Markham	2-2	0-0	0-0	1-0	1	1	4	0	0	0	2	8
Carrabine	0-1	0-1	0-0	0-0	0	0	0	0	0	0	0	11
Mokris	1-1	0-0	0-0	1-0	1	0	2	0	0	0	0	4
Cofield	5-10	0-0	10-12	3-6	9	3	20	0	1	1	2	25
Stratton	0-0	0-0	0-0	0-0	0	0	0	0	0	0	0	3
TEAM				2-2	4							
Totals	17-47	3-11	28-37	12-19	31	16	65	6	16	4	5	200

Halftime: DU 57-35. FG%: W&M .362, DU .525. 3FG%: W&M .273, DU .517. FT%: W&M .757, DU .706. Officials: Gary Prager, Mark Lindsay, Joseph Mazzella. Attendance: 2,198.

2004-05 Box Scores

Game #15 • Jan. 19, 2005 UNC Wilmington 54, William and Mary 49 Williamsburg, VA • William and Mary Hall

UNCW	fg-a	3fg-a	ft-a	o-d	reb	f	pt	a	t	b	s	min
Laue f	3-8	0-0	0-1	0-3	3	0	6	0	2	1	1	25
Wyrick f	2-5	1-2	0-0	5-6	11	2	5	0	0	0	0	26
Coombs c	1-5	0-0	3-4	3-3	6	4	5	2	2	0	0	22
Carter g	3-8	0-2	2-2	1-3	4	1	8	0	0	0	0	24
Goldsberry g	2-7	1-4	0-0	0-1	1	4	5	6	2	0	2	37
King	0-1	0-1	0-0	0-0	0	0	0	0	0	0	0	3
Lay	3-5	1-3	2-2	1-1	2	2	9	1	1	0	0	14
Spencer	4-8	3-4	0-0	1-1	2	1	11	1	0	0	0	22
Grkovic	0-2	0-1	0-0	0-0	0	0	0	0	1	0	0	7
Kuljanin	0-1	0-0	0-0	0-1	1	0	0	0	0	1	0	4
Lane	1-6	1-4	2-2	0-2	2	2	5	0	0	0	0	16
TEAM				3-2	5							
Totals	19-56	7-21	9-11	14-23	37	16	54	10	8	2	3	200

W&M	fg-a	3fg-a	ft-a	o-d	reb	f	pt	a	t	b	s	min
Kisielius f	1-3	1-1	1-2	0-3	3	2	4	1	1	0	0	15
Smith f	3-6	0-2	2-2	0-5	5	1	8	1	0	0	0	29
Cofield f	3-6	0-0	2-4	3-1	4	3	8	1	6	0	1	31
Ofori Attah g	0-7	0-3	1-5	0-2	2	2	1	2	1	0	0	25
D'Antoni g	2-5	2-3	0-0	0-4	4	3	6	2	1	0	1	36
Loehrke	2-6	0-0	0-0	0-2	2	1	4	0	0	0	1	15
Mann	3-8	2-6	2-2	0-1	1	1	10	2	0	0	0	23
Hutt	1-2	0-0	0-0	1-1	2	1	2	0	1	0	0	5
Markham	2-3	0-1	0-0	3-1	4	0	4	1	0	1	0	12
Mokris	1-1	0-0	0-1	0-2	2	1	2	3	1	0	0	9
TEAM				1-1	2							
Totals	18-47	5-16	8-16	8-23	31	15	49	13	11	1	3	200

Halftime: UNCW 30-25. FG%: W&M .383, UNCW .339. 3FG%: W&M .313, UNCW .333. FT%: W&M .500, UNCW .818. Officials: Sam Croft, Roger Ayers, Mark Schnur. Attendance: 1,922.



Laimis Kisielius finished second on the team with 8.7 points per game. He was named the CAA Rookie of the Week on February 21 and was voted to the CAA All-Rookie team.

Game #16 • Jan. 22, 2005 Virginia Commonwealth 79, William and Mary 77 (ot) Williamsburg, VA • William and Mary Hall

VCU	fg-a	3fg-a	ft-a	o-d	reb	f	pt	a	t	b	s	min
Doles f	7-14	3-7	6-7	2-3	5	4	23	2	2	1	3	32
George f	9-16	2-4	4-5	2-4	6	5	24	2	5	1	1	42
Weid c	0-1	0-0	0-0	0-0	0	1	0	0	1	0	0	6
Walker g	4-12	2-7	6-8	4-2	6	4	16	4	0	0	1	39
Harper g	0-2	0-2	3-4	0-6	6	2	3	3	3	0	4	39
Dixon	2-6	1-2	2-5	1-2	3	3	7	0	1	0	0	15
Anderson	1-5	0-1	2-2	1-0	1	0	4	0	0	0	1	16
Shuler	0-1	0-0	0-0	0-0	0	0	0	0	0	0	0	6
Peliot-Rosa	0-2	0-1	0-0	0-2	2	1	0	0	0	0	0	14
Roland	0-0	0-0	0-0	0-1	1	1	0	0	0	0	0	3
Faulk	0-1	0-0	2-4	1-1	2	2	2	0	0	1	0	13
TEAM				1-2	3							
Totals	23-60	8-24	25-35	12-23	35	23	79	11	13	3	10	225

W&M	fg-a	3fg-a	ft-a	o-d	reb	f	pt	a	t	b	s	min
Kisielius f	5-8	0-2	0-0	1-4	5	10	4	4	1	0	0	34
Smith f	2-7	0-1	2-2	3-6	9	3	6	1	3	0	1	36
Cofield f	6-10	0-0	10-12	6-6	12	4	22	1	1	2	2	36
Ofori Attah g	1-9	0-5	0-0	0-1	1	4	2	0	1	0	0	14
D'Antoni g	4-7	4-7	4-4	0-2	2	4	16	3	4	0	1	41
Loehrke	0-0	0-0	0-0	0-0	0	0	0	0	0	0	0	1
Mann	6-13	2-7	1-4	1-2	3	1	15	5	1	1	0	32
Hutt	1-4	0-0	1-2	3-5	8	2	3	1	2	1	0	15
Markham	1-1	0-0	0-0	0-2	2	1	2	0	0	0	1	14
Mokris	0-1	0-1	1-2	1-0	1	0	1	0	0	0	0	2
TEAM				0-2	2							
Totals	26-60	6-23	19-26	15-30	45	24	77	15	16	5	5	225

Halftime: W&M 32-26. Regulation Tied 69-69. FG%: W&M .433, VCU .383. 3FG%: W&M .261, VCU .333. FT%: W&M .731, VCU .714. Officials: Sean Hull, Jerry Heater, Mark Lindsay. Attendance: 1,680.

Game #19 • Jan. 31, 2005 Hofstra 72, William and Mary 51 Hempstead, NY • Hofstra Arena

W&M	fg-a	3fg-a	ft-a	o-d	reb	f	pt	a	t	b	s	min
Stratton f	2-3	0-0	0-0	0-1	1	3	0	0	0	0	0	18
Hutt c	2-3	1-2	0-0	0-0	0	3	4	0	1	4	0	17
Trumbower g	2-2	1-2	0-0	0-0	0	0	5	2	1	1	1	16
Markham g	0-2	0-0	0-0	0-4	4	0	0	1	1	0	1	18
Mokris g	2-5	0-1	0-0	0-2	2	2	4	0	1	0	0	11
Loehrke	0-2	0-0	2-2	0-2	2	0	2	1	0	2	0	6
Ofori Attah	1-1	1-1	0-0	0-1	1	3	0	0	1	0	1	5
D'Antoni	0-4	0-2	0-0	0-3	3	2	0	2	0	0	0	24
Mann	2-4	1-1	2-2	0-2	2	1	7	0	2	0	1	22
Kisielius	5-10	1-2	3-6	1-1	2	14	1	1	0	0	0	23
Carrabine	2-2	0-0	0-0	1-0	1	1	4	0	0	0	0	9
Smith	2-4	0-0	0-0	2-4	6	1	4	1	2	0	0	15
Cofield	1-7	0-0	2-2	2-0	2	4	4	0	5	0	0	16
TEAM				1-2	3							
Totals	19-47	4-9	9-12	7-22	29	20	51	8	16	6	4	200

Hofstra	fg-a	3fg-a	ft-a	o-d	reb	f	pt	a	t	b	s	min
Radziejewski f	0-4	0-2	3-4	1-3	4	0	3	0	0	1	2	26
Gibson c	5-8	0-0	5-6	2-4	6	3	15	0	1	1	1	24
Stokes g	5-9	3-4	7-8	0-2	2	3	20	4	1	0	2	30
Agudio g	7-13	6-12	1-2	0-2	2	1	21	3	2	0	0	34
Rivera g	0-5	0-5	0-0	0-2	2	0	0	5	1	1	1	22
Lebron	1-2	0-0	0-0	0-0	0	0	0	0	0	0	0	4
Washington	1-2	1-2	0-0	0-1	1	0	3	0	1	0	1	5
Souffrant	1-1	0-0	0-0	1-1	2	2	2	3	1	0	1	25
Harris	0-0	0-0	0-0	0-0	0	0	0	0	0	0	0	3
Kiezza	0-2	0-1	0-0	0-2	2	0	0	0	1	0	1	11
Uter	2-3	0-0	2-3	3-2	5	2	6	0	3	4	0	16
TEAM				0-1	1							
Totals	22-49	10-26	18-23	7-20	27	11	72	15	11	6	9	200

Halftime: HU 33-27. FG%: W&M .404, HU .449. 3FG%: W&M .444, HU .385. FT%: W&M .750, HU .783. Officials: Larry Rose, Mark Schnur, Joseph Mazzella. Attendance: 1,874.

Game #17 • Jan. 26, 2005 William and Mary 83, Towson 65 Williamsburg, VA • William and Mary Hall

Towson	fg-a	3fg-a	ft-a	o-d	reb	f	pt	a	t	b	s	min
Hamm f	6-9	0-1	2-5	3-5	8	3	14	3	2	0	1	37
Tubbs f	1-6	1-1	0-0	0-2	2	4	3	1	1	2	1	29
Goode c	0-0	0-0	1-3	2-2	4	2	1	0	1	0	0	6
Fletcher g	4-11	0-2	4-4	1-3	4	2	12	3	3	0	0	39
Green g	6-16	1-5	3-4	0-1	1	4	16	7	4	0	1	40
Jackson	2-6	2-4	0-0	0-1	1	2	6	0	2	0	1	19
Plack	5-9	1-1	2-2	5-1	6	5	13	1	1	0	0	30
TEAM				2-0	2							
Totals	24-57	5-14	12-18	13-15	28	22	65	15	15	2	4	200

W&M	fg-a	3fg-a	ft-a	o-d	reb	f	pt	a	t	b	s	min
Kisielius f	3-5	1-2	7-8	0-3	3	2	14	2	1	1	0	32
Smith f	2-3	1-1	3-4	2-3	5	3	8	2	1	0	0	27
Cofield f	5-6	0-0	9-11	2-4	6	2	19	3	1	3	3	35
Ofori Attah g	4-10	2-6	4-6	2-3	5	3	14	1	3	0	0	24
D'Antoni g	3-9	3-8	0-0	0-1	1	3	9	3	0	1	0	31
Mann	4-8	2-4	0-0	0-1	1	1	10	6	0	1	0	23
Hutt	2-5	0-0	0-2	3-2	5	1	4	2	3	0	0	15
Markham	1-1	0-0	0-0	0-2	2	0	2	0	0	0	0	5
Mokris	1-1	1-1	0-0	1-1	2	3	3	1	0	0	0	8
TEAM				0-1	1							
Totals	25-48	10-22	23-31	10-21	31	18	83	20	12	5	4	200

Halftime: W&M 39-35. FG%: W&M .521, TU .421. 3FG%: W&M .455, TU .357. FT%: W&M .742, TU .667. Officials: Raymond Styons, Alan Spainhour, Brian Dorsey. Attendance: 1,581.

Game #20 • Feb. 2, 2005 Drexel 60, William and Mary 48 Williamsburg, VA • William and Mary Hall

Drexel	fg-a	3fg-a	ft-a	o-d	reb	f	pt	a	t	b	s	min
Crawford f	1-2	0-0	0-0	0-5	5	2	2	1	1	4	0	17
Hinds f	1-5	0-0	1-2	2-3	5	2	3	0	2	1	1	20
Mason g	1-7	0-2	2-2	0-0	0	2	4	0	0	1	0	29
Goss g	4-9	1-3	2-2	0-3	3	2	11	1	3	1	1	33
King g	0-4	0-3	0-0	0-0	0	0	0	0	0	0	0	25
Sanchez	3-5	0-0	2-2	1-0	1	0	8					

2004-05 Box Scores

Game #22 • Feb. 9, 2005 UNC Wilmington 80, William and Mary 76 Wilmington, NC • Trask Coliseum

W&M	fg-a	3fg-a	ft-a	o-d	reb	f	pt	a	t	b	s	min
Kisielius f	7-15	3-8	6-6	1-2	3	1	23	5	2	0	2	35
Smith f	0-2	0-1	2-2	1-3	4	5	2	1	0	0	0	24
Cofield f	7-12	0-0	7-8	7-5	12	4	21	2	3	0	1	33
D'Antoni g	3-5	1-2	0-0	0-2	2	3	7	1	2	0	0	22
Mann g	0-7	0-3	0-0	0-1	1	2	0	2	4	0	0	31
Loehrke	4-4	0-0	1-1	1-4	5	4	9	1	2	0	0	17
Ofori Attah	1-5	0-3	0-0	0-3	3	3	2	1	4	0	1	11
Hutt	0-0	0-0	0-0	1-1	2	4	0	0	0	0	0	6
Markham	0-0	0-0	0-0	1-0	1	0	0	0	0	0	0	5
Mokris	4-4	0-0	0-1	1-2	3	1	8	1	0	0	0	16
TEAM				1-0	1							
Totals	26-54	4-17	16-18	14-23	37	27	72	14	18	1	3	200

UNCW	fg-a	3fg-a	ft-a	o-d	reb	f	pt	a	t	b	s	min
Lane f	5-12	2-4	2-2	0-2	1	14	0	2	0	2	0	30
Wyrick f	5-6	0-1	7-9	3-3	6	4	17	0	2	0	1	29
Coombs c	2-3	0-0	0-0	0-1	1	4	4	0	0	2	15	
Goldsberry g	3-4	1-1	1-3	1-1	2	3	8	11	1	0	3	29
Spencer g	1-4	0-2	5-5	1-0	1	0	7	2	0	1	0	30
Carter	2-5	1-1	1-2	0-3	3	2	6	1	0	0	2	21
King	0-0	0-0	0-0	0-0	0	0	0	1	0	0	0	4
Lay	0-0	0-0	0-0	0-1	1	1	0	0	0	0	1	6
Girkovic	1-2	0-0	0-0	0-1	1	2	2	0	1	0	0	6
Kuljanin	1-2	0-0	0-0	0-1	1	1	2	0	1	0	0	11
Laue	7-10	0-0	6-10	1-3	4	4	20	0	2	0	1	19
TEAM				0-0	0							
Totals	27-48	4-9	22-31	6-16	22	80	55	15	11	1	12	200

Halftime: UNCW 34-30. FG%: W&M .481, UNCW .563. 3FG%: W&M .235, UNCW .444. FT%: W&M .889, UNCW .710. Officials: Steve Gordon, Dwayne Gladden, Charles Robinson. Attendance: 5,268.

Game #23 • Feb. 12, 2005 George Mason 104, William and Mary 99 (2 ot) Williamsburg, VA • William and Mary Hall

George Mason	fg-a	3fg-a	ft-a	o-d	reb	f	pt	a	t	b	s	min
Lewis f	9-15	0-1	1-2	4-7	11	2	19	2	2	3	1	47
Skinn g	7-15	3-5	6-7	0-4	4	1	23	4	0	1	0	39
Norwood g	0-4	0-0	5-8	1-5	6	2	5	1	4	0	2	19
Butler g	7-14	6-11	0-2	1-5	6	4	20	4	2	0	1	45
Vaughan g	8-12	3-6	2-4	1-4	5	2	21	4	2	0	3	40
Carter	0-0	0-0	0-0	0-0	0	0	0	0	0	0	0	5
Burns	2-2	2-2	0-0	0-0	0	1	6	0	0	0	0	7
Urbina	0-0	0-0	0-0	0-1	1	1	0	2	1	0	1	3
Thomas	4-5	0-0	2-4	2-5	7	2	10	2	1	1	1	38
Campbell	0-0	0-0	0-0	0-1	1	2	0	0	0	0	0	7
TEAM				1-2	3							
Totals	37-67	14-25	16-27	10-34	44	17	104	19	18	5	8	250

W&M	fg-a	3fg-a	ft-a	o-d	reb	f	pt	a	t	b	s	min
Kisielius f	1-9	0-1	2-2	0-1	1	1	4	2	0	1	0	31
Smith f	3-7	0-0	2-4	5-6	11	5	8	4	3	0	3	32
Cofield f	7-13	0-0	5-6	6-9	5	19	3	3	1	1	4	40
D'Antoni g	10-21	5-10	0-1	0-1	1	3	25	4	2	0	1	37
Mann g	10-19	5-11	0-1	1-2	3	4	25	4	4	0	1	41
Loehrke	0-1	0-0	0-0	0-0	0	1	0	0	1	0	0	7
Hutt	1-1	0-0	0-0	0-3	3	0	2	2	0	0	0	14
Markham	2-7	1-3	3-3	1-4	5	3	8	1	1	0	0	29
Mokris	3-6	2-4	0-2	3-3	6	2	8	1	1	0	1	19
TEAM				3-2	5							
Totals	37-84	13-29	12-19	19-25	44	24	99	21	17	1	8	250

Halftime: W&M 41-33. Regulation: Tied 88-88. First Overtime: Tied 93-93. FG%: W&M .440, GMU .552. 3FG%: W&M .448, GMU .560. FT%: W&M .632, GMU .593. Officials: Roger Ayers, Randy Heater, Joey Caruthers. Attendance: 1,548.

Game #24 • Feb. 16, 2005 William and Mary 80, James Madison 54 Williamsburg, VA • William and Mary Hall

JMU	fg-a	3fg-a	ft-a	o-d	reb	f	pt	a	t	b	s	min
Cooper f	3-3	0-0	1-2	1-2	3	2	7	0	1	1	3	12
Johnson f	3-8	0-0	1-4	2-2	4	4	7	3	4	3	0	33
Clarke g	0-2	0-2	3-4	0-1	1	3	3	2	1	0	2	32
Belfor g	3-9	0-1	1-2	0-7	7	3	7	2	1	0	2	32
Barbosa g	8-11	3-5	0-0	0-0	0	1	19	0	1	0	0	32
Kossekpa	0-1	0-0	1-2	0-1	2	0	1	0	0	0	0	9
Greene-Long	0-2	0-0	0-2	0-1	1	2	0	1	0	1	0	8
McGraw	0-0	0-0	0-0	1-0	1	0	0	0	0	0	0	5
Chami	0-3	0-0	2-2	2-0	2	5	2	0	3	0	0	7
Naparlo	2-4	1-3	0-0	0-0	0	3	5	2	1	0	0	13
Goodman	0-1	0-1	0-0	0-0	0	0	0	0	0	0	0	5
Cathlin	0-2	0-0	3-6	1-1	2	4	3	1	2	1	1	12
TEAM				1-2	3							
Totals	19-46	4-12	12-24	8-18	26	27	54	10	16	5	9	200

W&M	fg-a	3fg-a	ft-a	o-d	reb	f	pt	a	t	b	s	min
Kisielius f	2-5	0-1	8-11	2-4	6	1	12	2	2	0	0	26
Smith f	3-7	0-1	3-3	4-4	8	3	9	2	2	2	3	25
Cofield f	7-9	0-0	10-11	3-5	8	3	24	2	4	0	3	31
D'Antoni g	2-12	1-4	1-3	0-2	2	3	6	5	1	1	1	32
Mann g	2-9	1-5	3-3	2-2	4	2	8	2	3	0	2	31
Loehrke	3-4	0-0	0-0	2-3	5	4	6	1	1	0	0	12
Trumbower	0-0	0-0	2-2	0-0	0	1	2	0	0	0	0	5
Hutt	2-3	0-0	0-0	1-1	2	1	4	0	0	1	0	9
Markham	2-3	1-1	2-2	0-1	1	2	7	0	0	0	0	17
Carrabine	0-1	0-1	0-0	0-0	1	0	1	0	0	0	0	2
Mokris	0-1	0-0	0-0	0-0	0	0	0	0	0	0	0	8
Stratton	1-1	0-0	0-0	0-1	1	0	2	0	0	0	0	2
TEAM				0-1	1							
Totals	24-55	3-13	29-35	15-24	39	20	80	15	14	4	9	200

Halftime: W&M 36-29. FG%: W&M .436, JMU .413. 3FG%: W&M .231, JMU .333. FT%: W&M .829, JMU .500. Officials: Jamie Luckie, Jim Haney, Tim Kelly. Attendance: 1,787.



Nate Loehrke scored a career-high 21 points on 9-13 shooting against Old Dominion (Feb. 19).

Game #25 • Feb. 19, 2005 Old Dominion 82, William and Mary 66 Williamsburg, VA • William and Mary Hall

ODU	fg-a	3fg-a	ft-a	o-d	reb	f	pt	a	t	b	s	min
Thomas f	4-9	2-5	0-1	0-5	5	3	10	0	2	0	1	28
Dahi f	0-1	0-0	0-0	0-2	2	1	0	3	1	0	0	16
Loughton f	8-12	0-2	2-3	3-7	10	3	18	4	1	0	1	34
Hunter g	7-14	4-7	1-2	1-2	3	0	19	0	2	0	0	29
Williamson g	4-7	3-4	1-2	0-2	2	2	12	5	2	1	1	32
Morris	0-0	0-0	2-2	0-1	1	1	2	1	0	0	0	10
Johnson	0-2	0-1	4-6	1-1	2	1	4	3	0	0	0	10
Henderson	1-5	1-4	2-2	0-1	1	2	5	0	1	0	0	13
Thompson	0-2	0-0	0-0	1-1	2	0	0	0	0	0	1	3
Harris	0-0	0-0	0-0	0-1	1	2	0	1	0	0	0	4
Vasylius	4-7	0-2	4-8	1-4	5	3	12	1	0	1	0	23
TEAM					1	5	6					
Totals	28-59	10-25	16-26	8-32	40	18	82	18	9	1	5	200

W&M	fg-a	3fg-a	ft-a	o-d	reb	f	pt	a	t	b	s	min
Kisielius f	5-11	2-6	4-6	0-2	2	3	16	2	1	0	0	34
Smith f	2-7	1-1	0-0	2-7	9	4	5	3	1	0	1	27
Cofield f	2-6	0-0	5-5	2-6	8	1	9	1	2	0	1	26
D'Antoni g	5-10	0-3	0-1	1-2	3	3	10	1	2	0	0	31
Markham g	1-4	1-1	0-0	1-2	3	2	3	0	0	0	1	26
Loehrke	9-13	0-0	3-5	1-3	4	3	21	4	1	0	0	25
Ofori Attah	0-0	0-0	1-1	0-0	1	0	0	0	0	0	0	7
Mann	1-10	0-5	0-0	0-0	1	2	3	3	0	1	0	16
Hutt	0-0	0-0	0-0	1-1	2	3	0	1	1	0	0	5
Mokris	0-0	0-0	0-0	0-0	0	2	0	0	1	0	0	3
TEAM					1	3	4					
Totals	25-61	4-16	12-18	9-26	35	23	66	15	12	0	4	200

Halftime: ODU 44-27. FG%: W&M .410, ODU .475. 3FG%: W&M .250, ODU .400. FT%: W&M .667, ODU .615. Officials: Bernard Clinton, Doug Simons, Sam Croft. Attendance: 3,390.

Game #26 • Feb. 23, 2005 Virginia Commonwealth 91, William and Mary 69 Richmond, VA • Siegel Center

W&M	fg-a	3fg-a	ft-a	o-d	reb	f	pt	a	t	b	s	min
Kisielius f	2-10	1-3	0-0	0-1	1	0	5	2	1	0	0	27

Coaching Records by Season

Year	Coach	W-L	Pct
1905-06	J. Merrill Blanchard	4-1	.800
1906-07	H.W. Withers	1-4	.200
1907-08	F.M. Crawford	1-4	.200
1908-09	F.M. Crawford	7-3	.700
1909-10	F.M. Crawford	1-3	.250
1910-11	F.M. Crawford	3-1	.750
1911-12	W.J. Young	2-5	.286
1912-13	W.J. Young	8-1	.889
1913-14	D.W. Draper	3-6	.333
1914-15	D.W. Draper	5-8	.385
1915-16	D.W. Draper	7-4	.636
1916-17	S.H. Hubbard	4-9	.308
1917-18	H.K. Young	6-11	.353
1918-19	V.M. Geddy	3-6	.333
1919-20	James G. Driver	5-7	.417
1920-21	James G. Driver	8-3	.727
1921-22	James G. Driver	10-2	.833
1922-23	James G. Driver	8-4	.667
1923-24	J. Wilder Tasker	7-13	.350
1924-25	J. Wilder Tasker	11-6	.647
1925-26	J. Wilder Tasker	9-8	.529
1926-27	J. Wilder Tasker	7-8	.467
1927-28	J. Wilder Tasker	16-4	.800
1928-29	L. Tucker Jones	9-11	.450
1929-30	John Kellison	16-6	.727
1930-31	John Kellison	13-4	.765
1931-32	John Kellison	13-6	.684
1932-33	John Kellison	13-5	.722
1933-34	John Kellison	4-9	.308
1934-35	Tom Dowler	10-5	.667
1935-36	Tom Dowler	11-6	.647

Southern Conference

Year	Coach	Overall		Conference		
		W-L	Pct	W-L	Pct.	Place
1936-37	Tom Dowler	0-18	.000	0-13	.000	16th
1937-38	John Kellison	2-10	.167	0-8	.000	15th
1938-39	John Kellison	9-12	.429	4-9	.308	12th
1939-40	Dwight Steussey	13-10	.565	6-5	.545	8th
1940-41	Dwight Steussey	15-10	.600	8-3	.727	2nd
1941-42	Dwight Steussey	15-9	.625	8-4	.667	5th
1942-43	Dwight Steussey	11-10	.524	6-4	.600	6th
1943-44	Rube McCray	10-11	.476	1-3	.250	10th
1944-45	Rube McCray	7-10	.412	3-4	.429	7th
1945-46	S.B. Holt	10-10	.500	5-5	.500	6th
1946-47	Richard F. Gallagher	14-12	.538	6-6	.500	9th
1947-48	Bernard E. Wilson	13-10	.565	8-7	.533	8th
1948-49	Bernard E. Wilson	24-10	.706	10-3	.769	2nd
1949-50	Bernard E. Wilson	23-9	.719	12-4	.750	2nd
1950-51	Bernard E. Wilson	20-11	.645	13-6	.684	4th
1951-52	H. Lester Hooker	15-13	.536	10-6	.625	8th
1952-53	Boydston H. Baird	10-13	.435	6-13	.316	12th
1953-54	Boydston H. Baird	9-14	.391	6-5	.545	5th
1954-55	Boydston H. Baird	11-14	.440	7-5	.583	6th
1955-56	Boydston H. Baird	12-14	.462	9-7	.563	5th
1956-57	Boydston H. Baird	9-18	.333	7-11	.389	6th
1957-58	William B. Chambers	15-14	.517	9-9	.500	5th
1958-59	William B. Chambers	13-11	.542	7-7	.500	4th
1959-60	William B. Chambers	15-11	.577	10-5	.667	3rd
1960-61	William B. Chambers	14-10	.583	9-6	.600	4th
1961-62	William B. Chambers	7-17	.292	5-11	.313	8th
1962-63	William B. Chambers	15-9	.625	10-5	.667	3rd
1963-64	William B. Chambers	9-13	.409	5-9	.357	7th
1964-65	William B. Chambers	12-13	.480	6-8	.429	6th
1965-66	William B. Chambers	13-12	.520	8-3	.727	3rd
1966-67	Warren Mitchell	14-11	.560	8-5	.615	3rd
1967-68	Warren Mitchell	6-18	.250	4-10	.286	8th
1968-69	Warren Mitchell	6-20	.231	3-8	.273	7th
1969-70	Warren Mitchell	11-16	.407	5-7	.417	5th

1970-71	Warren Mitchell	11-16	.408	7-3	.700	2nd
1971-72	Warren Mitchell	10-17	.370	6-4	.600	3rd
1972-73	Ed Ashnault	10-17	.370	5-6	.455	5th
1973-74	Ed Ashnault	9-18	.333	5-6	.455	5th
1974-75	George Balanis	16-12	.571	6-5	.545	3rd
1975-76	George Balanis	15-13	.536	8-3	.727	2nd
1976-77	George Balanis	16-14	.533	7-4	.636	4th
Totals	41 seasons	489-530	.480	268-255	.512	

ECAC South

Year	Coach	Overall		Conference		
		W-L	Pct	W-L	Pct.	Place
1977-78	Bruce Parkhill	16-10	.615			
1978-79	Bruce Parkhill	9-17	.346			
1979-80	Bruce Parkhill	12-15	.444			
1980-81	Bruce Parkhill	16-12	.571			
1981-82	Bruce Parkhill	16-12	.571			
1982-83	Bruce Parkhill	20-9	.690	9-0	1.000	1st
1983-84	Barry Parkhill	14-14	.500	6-4	.500	2nd
1984-85	Barry Parkhill	16-12	.571	9-5	.643	4th
Totals	Eight seasons	119-101	.541	24-9	.727	

Colonial Athletic Association

Year	Coach	Overall		Conference		
		W-L	Pct	W-L	Pct.	Place
1985-86	Barry Parkhill	8-20	.286	3-11	.214	6th
1986-87	Barry Parkhill	5-22	.185	2-12	.143	8th
1987-88	Chuck Swenson	10-19	.345	5-9	.357	6th
1988-89	Chuck Swenson	5-23	.179	3-11	.214	7th
1989-90	Chuck Swenson	6-22	.214	2-12	.143	8th
1990-91	Chuck Swenson	13-15	.464	6-8	.429	5th
1991-92	Chuck Swenson	10-19	.345	3-11	.214	7th
1992-93	Chuck Swenson	14-13	.519	6-8	.429	4th
1993-94	Chuck Swenson	4-23	.148	2-12	.143	8th
1994-95	Charlie Woollum	8-19	.296	6-8	.429	6th
1995-96	Charlie Woollum	10-16	.385	6-10	.375	6th
1996-97	Charlie Woollum	12-16	.429	8-8	.500	5th
1997-98	Charlie Woollum	20-7	.741	13-3	.813	1st
1998-99	Charlie Woollum	8-19	.296	3-13	.188	8th
1999-00	Charlie Woollum	11-17	.393	6-10	.375	6th
2000-01	Rick Boyages	11-17	.393	7-9	.438	5th
2001-02	Rick Boyages	10-19	.345	7-11	.389	6th
2002-03	Rick Boyages	12-16	.429	7-11	.389	8th
2003-04	Tony Shaver	7-21	.250	4-14	.222	8th
2004-05	Tony Shaver	8-21	.276	3-15	.167	8th
Totals	20 seasons	192-364	.345	102-206	.334	

No conference	225-173	.565			
Southern Conf.	489-530	.480	268-255	.512	
ECAC South	119-101	.541	24-9	.727	
CAA	192-364	.345	102-206	.331	
Totals	1025-1168	.467	394-470	.456	

All-Time Coaching Records

Coach	Rec.	Pct.	Coach	Rec.	Pct.
J. Merrill Blanchard	4-1	.800	S.B. Holt	10-10	.500
H.W. Withers	4-1	.800	Richard F. Gallagher	14-12	.538
F.M. Crawford	12-11	.522	Bernard E. Wilson	80-40	.667
W.J. Young	10-6	.625	H. Lester Hooker	15-13	.536
D.W. Draper	15-18	.454	Boydston H. Baird	51-73	.411
S.H. Hubbard	4-9	.307	Bill Chambers	113-110	.507
H.K. Young	6-11	.352	Warren Mitchell	58-98	.372
V.M. Geddy	3-6	.333	Ed Ashnault	19-35	.352
James G. Driver	31-17	.646	George Balanis	47-39	.546
J. Wilder Tasker	49-44	.527	Bruce Parkhill	89-75	.543
L. Tucker Jones	9-11	.450	Barry Parkhill	43-68	.387
John Kellison	70-52	.574	Chuck Swenson	62-134	.316
Tom Dowler	21-29	.420	Charlie Woollum	69-84	.423
Dwight Steussey	53-40	.570	Rick Boyages	33-52	.388
Rube McCray	16-22	.421	Tony Shaver	15-42	.263

Honors and Awards

NCAA Records

Rebounds (Individual, Single Game)

51 Bill Chambers vs. Virginia
(2/14/53)

Player Awards

U.S. Basketball Writers Association Most Courageous Award

1978 John Kratzer

All-America

1949 Chet Giermak
(Helms Athletic Foundation)
1950 Chet Giermak (NABC-2)
1953 Bill Chambers
(Helms Athletic Foundation)
1955 Johnny Mahoney
(Helms Athletic Foundation-3)
1961 Jeff Cohen
(Helms Athletic Foundation)
1981 Mike Strayhorn (HM)

Academic All-America

1950 Chet Giermak
1983 Keith Cieplicki (3)
1984 Keith Cieplicki (3)
1985 Keith Cieplicki (1)
2003 Adam Hess (2)
2004 Adam Hess (1)



Bill Chambers

NCAA Post-Graduate Scholarship

1985 Keith Cieplicki
2004 Adam Hess

NABC All-District

1950 Chet Giermak
1952 Bill Chambers (HM)
1961 Jeff Cohen (HM)
1981 Mike Strayhorn (2)
1983 Keith Cieplicki (2)
1985 Keith Cieplicki (2)
1988 Tim Trout (2)
1998 Randy Bracy (1)
2003 Adam Hess (1)
2004 Adam Hess (1)

State Player of the Year

1965 Martin Morris
2003 Adam Hess (VaSID)

VaSID All-State Team

2003 Adam Hess
2004 Adam Hess

VaSID Academic All-State

2003 Adam Hess
2004 Adam Hess (HM)

Southern Conference Athlete of the Year

1961 Jeff Cohen

Southern Conference Men's Basketball Player of the Year

1961 Jeff Cohen
1971 Tom Jasper

All-Southern Conference

1947 Chet Giermak (2)
1949 Chet Giermak (1)
1950 Chet Giermak (1)
1951 Perry Lewis (2)
Ed McMillan (2)
1952 Bill Chambers (2)
1953 Bill Chambers (2)
1958 Roy Lange (1)
1959 Roy Lange (1)
Jeff Cohen (2)
1960 Jeff Cohen (1)
Bev Vaughan (2)
1961 Jeff Cohen (1)
1963 Roger Bergey (2)
1964 Dave Hunter (2)
1966 Ben Pomeroy (1)
1967 Ben Pomeroy (1)
Ron Panneton (2)
1968 Bob Sherwood (1)
1970 Bob Sherwood (2)
1971 Tom Jasper (1)



Keith Cieplicki

Steve Dodge (2)
1972 Jeff Trammell (2)
1973 Mike Arizin (2)
1974 Mike Arizin (2)
1975 Ron Satterthwaite (1)
1976 John Lowenhaupt (1)
Ron Satterthwaite (2)
1977 John Lowenhaupt (2)

Southern Conference Tournament MVP

1948 Jere Bunting
1949 Chet Giermak

Southern Conference All-Tournament Team

1942 Glenn Knox (1)
Al Vandeweghe (1)
1945 Stan Magdziak (2)
1948 Jere Bunting (1)
1949 Chet Giermak (1)
1950 Ed McMillan (1)
1951 Ed McMillan (1)
1952 Bill Chambers (2)
1958 Jeff Cohen (1)
Roy Lange (1)
1959 Jeff Cohen (1)
Roy Lange (1)
1960 Jeff Cohen (1)
1961 Jeff Cohen (1)
Roger Bergey (2)
1963 Bob Harris (2)
1965 Martin Morris (1)
Walter Wenk (1)
Ben Pomeroy (2)
1966 Tim Walter (2)
1967 Ron Panneton (2)
1970 Bob Sherwood (2)
1971 Tom Jasper (1)

Honors and Awards

- 1972** Jeff Trammell (1)
Jerry Fisher (2)
- 1973** Tom Pfgingst (1)
Mike Arizin (2)
- 1974** Mike Arizin (1)
- 1975** John Lowenhaupt (1)
Ron Satterthwaite (1)
- 1976** Ron Satterthwaite (1)

Southern Conference Player of the Week

- 1970** Bob Sherwood (wk 2)
- 1971** Tom Jasper (wk 6)
- 1973** Matt Courage (wk 2)
Mike Arizin (wk 9)
- 1974** Mike Arizin (wk 2)
- 1975** John Lowenhaupt (wk 11)
- 1976** Ron Satterthwaite (wk 1)
Ron Satterthwaite (wk 9)
John Lowenhaupt (wk 10)

All-ECAC South

- 1981** Mike Strayhorn (1)
- 1983** Keith Cieplicki (1)
Brant Weidner (1)
- 1984** Keith Cieplicki (1)
- 1985** Keith Cieplicki (1)



Jimmy Apple

ECAC South All-Tournament Team

- 1983** Keith Cieplicki
Kevin Richardson
- 1985** Keith Cieplicki

ECAC South All-Star Team

- 1981** Mike Strayhorn

CAA Rookie of the Year

- 1990** Thomas Roberts
- 2004** **Corey Cofield**

All-CAA

- 1988** Tim Trout (2)
- 1989** Tom Bock (2)
- 1991** Thomas Roberts (2)
- 1992** Thomas Roberts (2)
- 1993** Thomas Roberts (2)
- 1995** Kurt Small (2)
- 1996** David Cully (2)
- 1997** Bobby Fitzgibbons (2)
- 1998** Randy Bracy (1)
Terence Jennings (2)
- 2000** Jim Moran (2)
- 2001** Jim Moran (2)
- 2002** Mike Johnson (2)
- 2003** Adam Hess (1)
- 2004** Adam Hess (1)
Corey Cofield (3)
- 2005** **Corey Cofield** (3)

CAA All-Rookie Team

- 1987** Curtis Pride
- 1988** Jimmy Apple
- 1989** Scott Smith
- 1990** Thomas Roberts
- 1991** Chris Jensen
- 1992** Kurt Small
- 1996** Randy Bracy
- 1998** Jim Moran
Bill Phillips
- 2000** Adam Duggins
- 2002** Nick D'Antoni
- 2003** Jack Jenkins
- 2004** **Corey Cofield**
- 2005** **Laimis Kisielius**

CAA All-Defensive Team

- 1988** Curtis Pride
- 1989** Curtis Pride
- 1991** Derrick Peters
- 1992** Derrick Peters
- 1994** David Cully
- 1995** David Cully
- 1996** David Cully
- 1997** Shaka Arnold
- 1998** Terence Jennings
- 2000** Jim Moran

CAA All-Tournament Team

- 1988** Tim Trout
- 1997** Randy Bracy

CAA Male Scholar-Athlete of the Year

- 2004** Adam Hess



Shaka Arnold

CAA Men's Basketball Scholar-Athlete of the Year

- 2003** Adam Hess
- 2004** Adam Hess

CAA All-Academic Team

- 1988** Tim Trout
- 1989** Matt O'Reilly
- 1990** Matt O'Reilly
- 2002** Adam Hess
- 2003** Adam Duggins
Adam Hess
- 2004** Nick D'Antoni
Adam Hess

Coach Awards

NABC District Coach of the Year

- 1983** Bruce Parkhill
- 1998** Charlie Woollum

ECAC South Coach of the Year

- 1983** Bruce Parkhill

CAA Coach of the Year

- 1983** Bruce Parkhill
- 1998** Charlie Woollum

1,000-Point Scorers

1. Chet Giermak - 2,052 Points

Year	G-GS	FG-A	Pct	3FG-A	Pct	FT-A	Pct	Pts-Avg
1947	23	120-NA	NA			32-NA	NA	272-11.8
1948	23	168-448	.375			58-122	.475	394-17.1
1949	34	301-673	.447			138-199	.693	740-21.8
1950	31	258-630	.410			130-196	.663	646-20.8
Career	111	847-NA	NA			358-NA	NA	2052-18.5

2. Jeff Cohen - 2,003 Points

Year	G-GS	FG-A	Pct	3FG-A	Pct	FT-A	Pct	Pts-Avg
1958	29	146-341	.428			113-164	.689	405-14.0
1959	24	150-342	.439			95-142	.669	395-16.5
1960	26	230-458	.502			168-232	.724	628-24.2
1961	24	193-404	.478			189-246	.768	575-24.0
Career	103	719-1545	.465			565-784	.721	2003-19.4

3. John Lowenhaupt - 1,866 Points

Year	G-GS	FG-A	Pct	3FG-A	Pct	FT-A	Pct	Pts-Avg
1975	28	167-350	.477			63-82	.768	397-14.2
1976	28	180-358	.503			131-153	.856	465-16.0
1977	30	192-374	.513			134-161	.832	518-17.3
1976	26	195-337	.579			114-132	.864	504-19.4
Career	112	734-1419	.541			360-437	.824	1812-16.0

4. Keith Cieplicki - 1,812

Year	G-GS	FG-A	Pct	3FG-A	Pct	FT-A	Pct	Pts-Avg
1982	28	144-275	.524			64-82	.780	352-12.6
1983	29	167-310	.539			131-153	.856	465-16.0
1984	28	180-343	.525			69-79	.873	429-15.3
1985	28	235-413	.569			96-123	.780	566-20.2
Career	113	726-1341	.541			360-437	.824	1812-16.0

5. Thomas Roberts - 1,765 Points

Year	G-GS	FG-A	Pct	3FG-A	Pct	FT-A	Pct	Pts-Avg
1990	28-27	143-321	.445	19-61	.311	87-129	.674	392-14.0
1991	27-26	172-352	.489	7-37	.189	103-161	.640	454-16.8
1992	29-27	160-363	.441	28-82	.341	101-135	.748	449-15.5
1993	27-27	162-346	.468	21-53	.396	125-183	.683	470-17.4
Career	111-107	637-1382	.461	75-233	.322	416-608	.684	1765-15.9

6. Kurt Small - 1,487 Points

Year	G-GS	FG-A	Pct	3FG-A	Pct	FT-A	Pct	Pts-Avg
1992	27-8	52-126	.413	9-31	.290	42-61	.618	155-5.7
1993	27-12	126-284	.444	23-59	.390	150-208	.721	425-15.7
1994	27-20	140-335	.418	28-82	.341	115-151	.762	423-15.7
1995	27-27	168-416	.404	26-99	.263	122-166	.735	484-17.9
Career	108-67	486-1161	.419	86-271	.317	429-593	.723	1487-13.8

7. Bill Chambers - 1,456 Points

Year	G-GS	FG-A	Pct	3FG-A	Pct	FT-A	Pct	Pts-Avg
1951	31	199-413	.482			134-212	.632	532-17.2
1952	28	168-368	.457			123-165	.745	459-16.4
1953	23	157-332	.473			151-197	.766	465-20.2
Career	82	524-1113	.471			408-574	.711	1456-17.8

8. John Mahoney - 1,446 Points

Year	G-GS	FG-A	Pct	3FG-A	Pct	FT-A	Pct	Pts-Avg
1952	9	9-41	.220			13-22	.591	31-3.4
1953	22	103-249	.414			97-139	.698	303-13.8
1954	23	145-302	.480			166-223	.744	456-19.8
1955	24	220-474	.464			216-286	.755	656-27.3
Career	78	477-1066	.447			492-670	.734	1446-18.5

9. Ron Satterthwaite - 1,394 Points

Year	G-GS	FG-A	Pct	3FG-A	Pct	FT-A	Pct	Pts-Avg
1974	27	103-226	.456			94-117	.803	300-11.1
1975	28	177-381	.465			119-159	.748	473-16.9
1976	22	147-303	.485			78-107	.729	372-16.9
1977	29	95-231	.411			59-97	.608	249-8.6
Career	106	522-1141	.457			350-480	.729	1394-13.2

10. Adam Hess - 1,341 Points

Year	G-GS	FG-A	Pct	3FG-A	Pct	FT-A	Pct	Pts-Avg
2002	19-16	72-191	.377	19-75	.253	46-65	.708	209-11.0
2003	28-28	191-409	.467	68-183	.372	114-135	.844	564-20.1
2004	28-28	194-461	.421	57-189	.302	123-163	.755	568-20.3
Career	75-72	457-1061	.431	144-447	.322	283-363	.780	1341-17.9

11. Ed McMillan - 1,340 Points

Year	G-GS	FG-A	Pct	3FG-A	Pct	FT-A	Pct	Pts-Avg
1948	23	89-251	.355			43-62	.694	221-9.6
1949	34	146-413	.354			65-100	.650	357-10.5
1950	32	141-404	.349			82-112	.732	364-11.4
1951	31	156-444	.351			86-121	.711	398-12.8
Career	120	532-1512	.352			276-395	.699	1340-11.2

12. Scott Smith - 1,339 Points

Year	G-GS	FG-A	Pct	3FG-A	Pct	FT-A	Pct	Pts-Avg
1989	23-21	98-195	.503	0-0	.000	44-73	.603	240-10.4
1990	28-27	163-302	.540	0-2	.000	83-116	.716	409-14.6
1991	27-25	149-303	.492	0-1	.000	58-100	.580	356-13.2
1992	29-24	146-317	.461	0-0	.000	42-70	.600	334-11.5
Career	107-97	556-1117	.498	0-3	.000	227-359	.632	1339-12.5

13. Jim Moran - 1,324 Points

Year	G-GS	FG-A	Pct	3FG-A	Pct	FT-A	Pct	Pts-Avg
1998	25-24	75-163	.460	19-50	.380	35-54	.648	204-8.2
1999	27-27	129-265	.487	44-106	.415	55-79	.696	357-13.2
2000	27-27	140-303	.462	47-128	.367	54-75	.720	381-14.1
2001	28-27	135-289	.467	31-92	.337	81-123	.659	382-13.6
Career	107-105	479-1020	.470	141-376	.375	225-331	.680	1324-12.4

14. Randy Bracy - 1,229 Points

Year	G-GS	FG-A	Pct	3FG-A	Pct	FT-A	Pct	Pts-Avg
1996	26-23	80-217	.369	33-95	.347	62-93	.667	255-9.8
1997	22-15	88-257	.342	39-123	.317	71-107	.664	286-13.0
1998	26-26	149-363	.410	65-172	.378	85-122	.697	448-17.2
1999	18-15	82-220	.373	34-105	.324	42-62	.677	240-13.3
Career	92-79	399-1057	.377	171-495	.345	260-384	.677	1229-13.4

15. Matt Verkey - 1,209 Points

Year	G-GS	FG-A	Pct	3FG-A	Pct	FT-A	Pct	Pts-Avg
1993	26-2	86-207	.415	50-121	.413	47-61	.770	269-10.3
1994	27-24	116-275	.422	63-164	.384	63-79	.797	358-13.3
1995	27-11	101-247	.409	49-146	.336	48-62	.774	299-11.1
1995	26-26	89-228	.390	56-152	.368	49-65	.754	283-10.9
Career	106-84	392-957	.410	218-583	.374	207-267	.775	1209-11.4

16. Roy Lange - 1,192 Points

Year	G-GS	FG-A	Pct	3FG-A	Pct	FT-A	Pct	Pts-Avg
1956	13	15-37	.405			10-21	.476	40-3.1
1957	26	70-146	.479			89-118	.754	229-8.8
1958	29	178-364	.489			257-288	.888	583-20.1
1959	20	129-276	.467			82-101	.812	340-17.0
Career	88	392-823	.476			408-528	.773	1192-13.5

17. Bev Vaughan - 1,185 Points

Year	G-GS	FG-A	Pct	3FG-A	Pct	FT-A	Pct	Pts-Avg
1958	23	72-189	.381			105-132	.795	249-10.8
1959	22	86-223	.386			92-134	.687	264-12.0
1960	26	148-319	.464			147-199	.739	443-17.0
1961	17	78-179	.436			73-110	.664	229-13.5
Career	88	384-910	.422			417-575	.725	1185-13.5

18. Ron Panneton - 1,182 Points

Year	G-GS	FG-A	Pct	3FG-A	Pct	FT-A	Pct	Pts-Avg
1966	25	105-269	.390			86-121	.711	296-11.8
1967	25	172-340	.506			172-213	.808	516-20.6
1968	23	129-294	.439			112-132	.848	370-16.1
Career	73	406-903	.450			370-466	.794	1182-16.2

19. Matt Courage - 1,164 Points

Year	G-GS	FG-A	Pct	3FG-A	Pct	FT-A	Pct	Pts-Avg
1973	27	115-258	.446			58-83	.699	288-10.7
1974	27	82-185	.443			25-38	.658	189-7.0
1975	26	88-181	.486			58-82	.707	234-9.0
1977	30	193-377	.512			67-81	.827	453-15.1
Career	110	478-1001						

Current W&M Players in the Pros



Adam Hess (2004)
CEZ Basketball Nymburk (Czech Republic)

- Set the NBL (top division) single-game scoring record with 55 points on Dec. 22, 2004 against BK Usti nad Labem.
- Played in the NBL All-Star game and won the NBL three-point shooting competition.
- Averaged 17.1 points and 8.5 rebounds per game in the postseason, helping his team win the NBL title. He averaged 15.2 points and 5.7 rebounds per game in his rookie year, as his team went 30-2 in the regular season.
- First team Academic All-American at W&M, was twice voted to the CAA first team and became the first Tribe player to lead the league in scoring with 20.3 points per game in 2003-04. Ended his W&M career ranked sixth in school history with an average of 17.9 points per game.



Zeb Cope (2004)
BC Boncourt (Switzerland)

- Helped BC Boncourt advance to the semifinals of the LNA (top division) championship in 2004-05 after the team finished third in the regular season with a 17-4 record.
- Named one of his team's two co-captains for the 2005-06 season.
- Averaged 12.0 points and 6.0 rebounds per game as a senior at W&M, shooting .379 from the three-point line, the 10th-best single-season mark in school history.



Todd Cauthorn (1993)
Sheffield Sharks (England)

- Came out of his two-year retirement to join the Sharks of the British Basketball League (England's top division) as both a player and assistant coach
- In 2002-03, he led the Chester Jets to the BBL championship and was named the team's most valuable player.
- Previously played for the Sharks from 1994 through 2000 and for the 2001-02 season.
- Ended his W&M career with 780 points and 507 rebounds and had a .527 career field goal percentage, sixth-best in school history.



Jimmy Moran (2001)
Gran Canaria (Spain)

- Helped Gran Canaria reach the ACB (top division) playoffs and finish the year with a 19-15 regular season record.
- Entering his sixth season with the team, after starting 32 of the team's 34 regular season games last year, averaging 8.5 points and shooting .450 from the floor.
- Ended his college career with 1,324 points, 13th in Tribe history, and ranks fifth at W&M with 141 career three-point field goals.



Sherman Rivers (2003)
BK Sadka (Czech Republic)

- Signed in late September 2005 with Sadka, in the NBL (top division)
- Scored 29 and 34 points in his first two friendly games with the club
- Ended his college career with 925 points, 400 rebounds and 272 assists, playing in all 113 of W&M's games during his time on campus.

NBA Draft Picks and Retired Numbers



#42 John Lowenhaupt - 1,866 points



#52 Jeff Cohen - 2,003 points



#32 Bill Chambers
1,456 points



#32 Chet Giermak
2,052 points



#14 Keith Cieplicki
1,812 points


NBA Draft Picks

William and Mary Players in the NBA Draft

- 1985** Keith Cieplicki, by Los Angeles Lakers
22nd pick of the seventh round (161st overall)
- 1983** Brant Weidner, by San Antonio Spurs
20th pick of the fourth round (90th overall)
- 1981** Scott Whitley, by Indiana Pacers
12th pick of the ninth round (195th overall)
- 1961** Jeff Cohen, by Chicago Packers
14th pick of the second round (23rd overall)
- 1959** Don Lange, by Boston Celtics
Eighth pick of the fifth round (38th overall)
- 1955** John Mahoney, by Boston Celtics (Boston's eighth pick)
- 1953** Bill Chambers, by Minneapolis Lakers (Minneapolis' 11th pick)
- 1950** Chet Giermak, by Rochester Royals (Rochester's fourth pick)



Scott Whitley, 1978-81



Brant Weidner, 1979-82

W&M Year-by-Year Statistics

Year	G	FG-FGA	Pct	3FG-3FGA	Pct	FT-FTA	Pct	OR-DR	Tot-Avg	PF-FO	A	TO	BI	St	Pts-Avg
1948	23	500-1493	.335			233-459	.508			424					1233-53.6
1949	34	852-2357	.361			489-718	.681			588					2193-64.5
1950	32	737-2067	.357			468-696	.672			540					1942-60.7
1951	31	760-2015	.377			542-832	.651			780					2062-66.5
1952	28	740-1978	.374			533-843	.632	1534-54.8	743-46	292					2013-71.9
1953	23	633-1480	.428			551-794	.694	1219-53.0	514-22						1817-79.0
1954	23	494-1261	.392			498-744	.669	900-39.1	482-22						1486-64.6
1955	25	695-1733	.401			645-907	.711	1012-40.5	479-18						2035-81.4
1956	26	721-1671	.431			513-808	.635	1002-38.5	576-30						1955-75.2
1957	27	698-1705	.409			572-867	.660	1152-42.7	556-17						1968-72.9
1958	29	720-1790	.402			670-922	.727	1112-38.3	575-28						2110-72.8
1959	24	647-1523	.425			437-645	.678	1126-46.9	457-20						1731-72.1
1960	26	726-1630	.445			559-781	.716	1359-52.3	524-21						2011-77.3
1961	24	625-1482	.422			550-783	.702	1313-54.7	478-19						1800-75.0
1962	24	596-1438	.414			441-609	.724	1060-44.2	489-24						1633-68.0
1963	24	647-1431	.452			382-579	.660	1094-45.6	428-9						1676-69.8
1964	22	598-1373	.436			309-466	.663	961-43.7	389-14						1505-68.4
1965	25	626-1511	.414			415-619	.670	1125-45.0	458-14			341			1667-66.7
1966	25	674-1589	.424			424-636	.667	1085-43.4	503-23						1772-70.9
1967	25	653-1394	.468			513-704	.729	1086-43.4	471-21						1819-72.8
1968	24	685-1524	.449			476-656	.726	1039-43.3	475-14						1846-76.9
1969	26	637-1575	.404			486-714	.681	1116-42.9	503-27						1760-67.7
1970	27	827-1930	.428			463-678	.683	1202-44.5	568-23						2117-78.4
1971	27	702-1681	.418			547-755	.725	1088-40.3	517-16						1951-72.3
1972	27	736-1648	.447			473-652	.725	1082-40.1	537-22	352					1945-72.0
1973	27	782-1762	.444			483-636	.759	1129-41.8	504-27	328	486				2047-75.8
1974	27	726-1670	.435			410-552	.743	1056-39.1	558-22	317	475				1862-69.0
1975	28	765-1678	.456			378-559	.676	1152-41.1	533-24						1908-68.1
1976	28	800-1691	.473			408-594	.687	940-33.6	568-30	383	532	102	282		2008-71.7
1977	30	864-1800	.480			447-623	.717	1206-40.2	642-22	508	485	79	219		2175-72.5
1978	26	689-1370	.503			388-542	.716	926-35.6	528-15	419	364	52	191		1766-67.9
1979	26	590-1280	.461			321-488	.658	776-29.8	449-13	283	374	22	186		1501-57.7
1980	27	670-1361	.492			512-695	.737	824-30.5	527-17	298	400	46	240		1852-68.6
1981	28	690-1438	.480			406-591	.687	808-28.9	523-13	378	364	52	233		1786-63.8
1982	28	676-1324	.511			401-623	.644	896-32.0	452-9	328	360	55	185		1753-62.6
1983	29	723-1379	.524			470-609	.772	870-30.0	454-6	369	360	53	191		1916-66.1
1984	28	711-1369	.519			345-470	.734	833-29.8	466-12	396	340	23	163		1767-63.1
1985	28	738-1473	.501			386-526	.734	849-30.3	477-11	455	361	20	146		1862-66.5
1986	28	568-1347	.422			420-594	.707	841-30.0	519-19	320	392	32	145		1556-55.6
1987	27	611-1408	.434	66-171	.386	359-521	.689	230-542	867-32.1	485-16	388	410	32	160	1647-61.0
1988	29	724-1641	.441	148-374	.396	465-664	.700	321-620	1008-34.8	614-25	435	520	38	206	2061-71.1
1989	28	692-1586	.436	101-280	.361	392-570	.688	283-565	929-33.2	672-38	397	480	42	163	1877-67.0
1990	28	724-1564	.463	61-202	.302	400-581	.688	293-550	913-32.6	600-30	411	474	52	172	1909-68.2
1991	28	750-1566	.479	72-216	.333	396-615	.644	296-646	1022-36.5	586-18	381	462	97	167	1968-70.3
1992	29	764-1659	.461	108-298	.362	376-567	.663	340-623	963-33.2	641-23	405	455	117	213	2012-69.4
1993	27	680-1531	.444	159-440	.361	506-748	.676	299-594	943-34.9	545-24	391	403	76	189	2025-75.0
1994	27	699-1610	.434	183-534	.343	383-577	.664	299-622	988-36.6	563-15	349	471	129	157	1964-72.7
1995	27	680-1625	.418	130-435	.299	405-639	.634	357-636	1062-39.3	523-11	333	403	153	157	1895-70.2
1996	26	680-1471	.462	173-470	.368	390-620	.629	288-655	993-38.2	490-15	373	427	164	149	1923-74.0
1997	28	643-1603	.401	168-530	.317	377-575	.656	334-594	1006-35.9	524-11	321	382	90	173	1831-65.4
1998	27	654-1494	.438	187-526	.356	393-602	.653	309-669	978-36.2	471-14	395	374	122	215	1888-69.9
1999	27	642-1542	.416	180-548	.328	278-419	.663	287-631	918-34.0	506-21	338	425	93	183	1742-64.5
2000	28	678-1593	.426	188-537	.350	378-535	.707	310-680	990-35.4	527-16	394	431	122	163	1922-68.6
2001	28	603-1467	.411	156-491	.318	350-533	.657	339-689	1028-36.7	615-18	371	431	99	148	1712-61.1
2002	29	632-1617	.391	185-579	.320	378-590	.641	387-721	1108-38.2	579-9	357	424	44	175	1827-63.0
2003	28	640-1531	.418	174-539	.323	345-497	.694	315-679	994-35.5	451-11	376	349	71	159	1799-64.3
2004	28	695-1605	.433	175-556	.315	442-634	.697	359-674	1033-36.9	547-15	442	439	57	173	2007-71.7
2005	29	625-1516	.412	149-489	.305	481-663	.725	327-690	1017-35.1	540-14	373	500	75	160	1880-64.8

Opponent Year-by-Year Statistics

Year	G	FG-FGA	Pct	3FG-3FGA	Pct	FT-FTA	Pct	OR-DR	Tot-Avg	PF-FO	A	TO	BI	St	Pts-Avg
1948	23	419-NA				294-505	.582			369					1132-49.2
1949	34	654-NA				403-681	.592			608					1711-50.3
1950	32	674-NA				411-686	.599			557					1759-55.0
1951	31	642-NA				562-871	.645			746					1846-59.5
1952	28	746-2007	.372			499-830	.601								1991-71.1
1953	23	613-1855	.330			510-774	.659		971-42.2	548					1736-75.5
1954	23	560-1523	.368			483-769	.628		742-32.3	490					1603-69.7
1955	25														2136-85.4
1956	26	739-NA				616-NA									2094-80.5
1957	27														2071-76.7
1958	29	779-1928	.404			546-830	.658		1105-38.1	631					2104-72.6
1959	24	607-1558	.390			441-666	.662		934-38.9	468					1655-69.0
1960	26	727-1800	.404			535-762	.702		1067-41.0	536					1989-76.5
1961	24	629-1612	.390			451-672	.671		981-40.9	536					1709-71.2
1962	24	657-1578	.416			423-619	.683		1160-48.3	459					1737-72.4
1963	24	586-1446	.405			369-548	.673		935-39.0	425					1541-64.2
1964	22	564-1427	.395			347-508	.683		980-44.5	378					1475-67.0
1965	25	643-1552	.414			392-561	.699		971-38.8	481					1678-67.1
1966	25	648-1449	.447			496-678	.732		1021-40.8	468					1792-71.7
1967	25	698-1650	.423			406-542	.749		938-37.5	511					1802-72.1
1968	24	791-1656	.478			414-606	.683		1039-43.3	489					1996-83.2
1969	26	778-1794	.434			519-699	.742		1240-47.7	512					2075-79.8
1970	27	854-1805	.473			494-740	.668		1321-48.9	541					2202-81.6
1971	27	829-1790	.463			463-675	.686		1273-47.1	577					2121-78.6
1972	27	769-1745	.441			502-731	.687		1166-43.2	499	300				2040-75.6
1973	27	879-1874	.469			457-649	.704		1289-47.7	574	346	487			2215-82.0
1974	27	830-1736	.478			412-575	.717		1100-40.7	573	361	467			2072-76.7
1975	28	729-1632	.447			399-570	.700		1016-36.3	574					1857-66.3
1976	28	732-1530	.478			471-667	.706		1030-36.8	598	341	585	122	230	1935-69.1
1977	30	767-1712	.448			478-663	.721		1036-34.5	606	376	522	72	187	2012-67.1
1978	26	662-1449	.457			333-499	.667		857-33.0	515	265	390	73	156	1657-63.7
1979	26	665-1314	.506			297-446	.666		804-30.9	499	279	374	105	166	1627-62.6
1980	27	689-1366	.504			361-533	.677		846-31.3	621	194	478	83	165	1739-64.4
1981	28	666-1343	.496			350-512	.684		885-31.6	571	273	486	75	183	1682-60.1
1982	28	639-1381	.463			289-446	.648		792-28.3	592	246	397	81	145	1567-56.0
1983	29	713-1530	.466			254-374	.679		804-27.7	489	320	371	74	171	1680-57.9
1984	28	679-1385	.490			304-422	.720		774-27.6	496	330	352	63	156	1662-59.4
1985	28	752-1504	.500			325-433	.751		769-27.5	505	421	433	66	155	1829-65.3
1986	28	700-1415	.495			367-507	.724		864-30.9	571	388	331	96	170	1767-63.1
1987	27	721-1453	.496	74-195	.379	335-477	.702	249-548	869-32.2	500	441	372	92	201	1851-68.6
1988	29	799-1641	.487	104-261	.398	467-663	.704	305-641	1004-34.6	603	462	490	90	248	2169-74.8
1989	28	790-1573	.502	90-263	.342	527-777	.678	324-647	1018-36.4	576	439	423	105	227	2197-78.5
1990	28	790-1621	.487	107-261	.410	500-712	.702	372-600	1008-36.0	528	440	408	121	240	2187-78.1
1991	28	700-1604	.436	112-325	.345	504-720	.700	313-584	946-33.8	546	382	359	96	228	2016-72.0
1992	29	760-1646	.462	119-306	.389	538-784	.686	405-658	1063-36.7	522	411	427	75	252	2177-75.1
1993	27	710-1580	.449	118-353	.334	468-657	.712	348-652	1000-37.0	577	364	409	85	204	2006-74.3
1994	27	805-1740	.463	163-440	.370	473-686	.690	408-693	1101-40.8	512	454	353	102	232	2246-83.2
1995	27	721-1689	.427	154-429	.359	434-634	.685	399-676	1075-39.8	540	373	360	84	192	2030-75.2
1996	26	692-1671	.414	132-385	.343	409-585	.699	400-602	1002-38.5	511	345	324	84	217	1925-74.0
1997	28	671-1593	.421	127-403	.315	409-612	.668	385-708	1093-39.0	532	348	376	106	215	1878-67.1
1998	27	611-1520	.402	119-379	.314	327-504	.649	350-641	991-36.7	515	295	428	72	197	1668-61.8
1999	27	656-1555	.422	145-419	.346	395-593	.666	382-690	1072-39.7	443	304	409	114	207	1852-68.6
2000	28	704-1636	.430	173-465	.372	413-638	.647	367-683	1050-37.5	506	371	391	112	217	1994-71.2
2001	28	587-1469	.400	178-511	.348	453-679	.667	316-629	945-33.8	511	310	347	109	165	1805-64.5
2002	29	665-1583	.420	174-532	.327	446-642	.695	306-714	1020-35.2	532	394	351	127	187	1950-67.2
2003	28	687-1619	.424	250-695	.360	294-416	.707	315-646	961-34.3	484	428	310	82	168	1918-68.5
2004	28	770-1673	.460	209-571	.366	398-601	.662	331-632	963-34.4	576-9	441	372	108	205	2147-76.7
2005	29	766-1703	.450	222-607	.366	375-563	.666	341-653	994-34.3	559-13	445	366	113	241	2129-73.4

Annual Statistical Leaders

Scoring				Field Goal Percentage <i>(minimum 200 attempts)</i>			Free Throw Percentage <i>(minimum 80 attempts)</i>			Three-Point FG Percentage <i>(minimum 75 attempts)</i>		
Year	Player	Points	Avg	Player	FG-FGA	Pct	Player	FT-FTA	Avg	Player	3FG-3FGA	Pct
2005	Corey Cofield	382	13.2	Corey Cofield	119-248	.480	Corey Cofield	144-179	.804	Nick D'Antoni	35-102	.343
2004	Adam Hess	568	20.3	Corey Cofield	126-224	.563	Adam Hess	123-163	.755	Zeb Cope	39-103	.379
2003	Adam Hess	564	20.1	Adam Hess	191-409	.467	Adam Hess	114-135	.844	Adam Hess	68-183	.372
2002	Mike Johnson	334	11.5	Mike Johnson	107-260	.412	Mike Johnson	68-94	.723	Mike Johnson	52-139	.374
2001	Jim Moran	382	13.6	Jim Moran	135-289	.467	Mike Johnson	71-96	.740	Jim Moran	31-92	.337
2000	Jim Moran	387	14.1	Jim Moran	140-303	.462	Adam Duggins	64-96	.667	Scotty Scott	37-85	.435
1999	Jim Moran	357	13.2	Jim Moran	129-265	.487	Jim Moran	55-79	.696	Jim Moran	44-106	.415
	Randy Bracy	240	13.3									
1998	Randy Bracy	448	17.2	Terence Jennings	129-260	.496	Randy Bracy	85-122	.697	Terence Jennings	47-124	.379
1997	Bobby Fitzgibbons	409	14.6	Terence Jennings	103-214	.481	Terence Jennings	78-107	.729	Bobby Fitzgibbons	62-157	.395
1996	Carl Parker	396	15.2	Carl Parker	164-274	.599	Randy Bracy	62-93	.667	Bobby Fitzgibbons	57-131	.435
1995	Kurt Small	484	17.9	Carl Parker	166-305	.544	Kurt Small	122-166	.735	Matt Verkey	49-146	.336
1994	Kurt Small	423	15.7	Matt Verkey	116-275	.422	Kurt Small	115-151	.762	Matt Verkey	63-164	.384
1993	Thomas Roberts	470	17.4	Todd Cauthorn	132-244	.541	Kurt Small	150-208	.721	Matt Verkey	50-121	.413
1992	Thomas Roberts	449	15.5	Scott Smith	146-317	.461	Thomas Roberts	101-135	.748	Brendan Connor	34-78	.436
1991	Thomas Roberts	454	16.8	Scott Smith	149-303	.492	Thomas Roberts	103-161	.640	Christopher Jensen	32-85	.376
1990	Scott Smith	409	14.6	Scott Smith	163-302	.540	Scott Smith	83-116	.716	Jimmy Apple	32-96	.333
1989	Tom Bock	408	16.3	Tom Bock	162-328	.494	Tom Bock	81-109	.743	Jimmy Apple	41-111	.369
1988	Tim Trout	489	16.9	Tim Trout	190-364	.522	Tim Trout	109-159	.686	Greg Burzell	75-170	.441
1987	Tim Trout	346	12.8	Tom Bock	98-205	.478	Mike Batzel	78-112	.696	Greg Burzell	38-84	.452
1986	Scott Coval	341	12.2	Ken Lambiotte	112-236	.475	Scott Coval	111-121	.917			
1985	Keith Cieplicki	566	20.2	Keith Cieplicki	235-413	.569	Keith Cieplicki	96-123	.780			
1984	Keith Cieplicki	429	15.3	Gary Bland	115-201	.572	Kevin Richardson	54-86	.628			
1983	Keith Cieplicki	465	16.0	Keith Cieplicki	167-310	.539	Tony Traver	111-127	.874			
1982	Keith Cieplicki	352	12.6	Keith Cieplicki	144-275	.524	Keith Cieplicki	64-82	.780			
1981	Scott Whitley	297	10.6	Mike Strayhorn	115-219	.525	Scot Whitley	65-88	.739			
	Mike Strayhorn	266	11.1									
1980	Scott Whitley	349	13.4	Bill Barnes	99-204	.485	Scott Whitley	81-101	.802			
1979	Scott Whitley	322	12.4	Ken Bowen	110-204	.539	Scott Whitley	66-86	.767			
1978	John Lowenhaupt	504	19.4	John Lowenhaupt	195-337	.579	John Lowenhaupt	114-132	.864			
1977	John Lowenhaupt	518	17.3	John Lowenhaupt	192-374	.513	John Lowenhaupt	134-161	.832			
1976	John Lowenhaupt	447	16.0	John Lowenhaupt	180-358	.503	John Lowenhaupt	87-110	.791			
	Ron Satterthwaite	372	16.9									
1975	Ron Satterthwaite	473	16.9	John Lowenhaupt	167-350	.477	John Lowenhaupt	63-82	.768			
1974	Mike Arizin	471	17.4	Mike Arizin	176-381	.462	Mike Arizin	119-143	.832			
1973	Mike Arizin	465	17.2	Mike Arizin	173-365	.474	Mike Arizin	119-145	.821			
1972	Jeff Trammell	437	16.2	Jerry Fisher	126-269	.468	George Spack	86-103	.835			
1971	Tom Jasper	519	19.2	Tom Jasper	215-505	.426	Neil Gewirtzman	75-96	.781			
1970	Bob Sherwood	506	18.7	Bob Sherwood	209-399	.524	Steve Dodge	76-109	.697			
1969	Dave Daugherty	372	14.3	Dave Daugherty	145-271	.535	Harry Kent	92-120	.767			
1968	Bob Sherwood	545	22.7	Bob Sherwood	222-438	.507	Ron Paneton	112-132	.848			
1967	Ron Panneton	516	20.6	Ron Panneton	172-340	.506	Dave Daugherty	77-88	.875			
1966	Ben Pomeroy	411	17.1	Ben Pomeroy	165-362	.456	Tim Walter	60-83	.723			
1965	Walter Wenk	358	14.3	Tim Walter	93-206	.451	Martin Morris	73-99	.737			
	Martin Morris	335	16.0									
1964	Dave Hunter	380	17.3	Dave Hunter	155-338	.459	Martin Morris	73-94	.777			
1963	Bob Harris	353	14.7	Dave Hunter	126-245	.514	Dave Hunter	89-108	.824			
1962	Roger Bergey	361	15.0	Bob Harris	105-225	.467	Kenny Roberts	68-85	.800			
1961	Jeff Cohen	575	24.0	Jeff Cohen	193-404	.478	Kenny Roberts	98-125	.784			
1960	Jeff Cohen	628	24.2	Jeff Cohen	230-458	.502	Tom Farrington	75-87	.862			
1959	Jeff Cohen	395	16.5	Roy Lange	129-276	.467	Tom Farrington	70-95	.737			
	Roy Lange	340	17.0									
1958	Roy Lange	583	20.1	Roy Lange	178-364	.489	Bev Vaughn	105-132	.795			
1957	Don Engelken	372	13.8	Bob Hoitsma	117-216	.542	Roy Lange	89-118	.754			
1956	Dick Savage	431	16.6	Paul Furlong	116-239	.485	Harry Cornell	64-94	.681			
1955	John Mahoney	656	27.3	John Mahoney	220-474	.464	John Mahoney	216-286	.755			
1954	John Mahoney	456	19.8	John Mahoney	145-302	.480	John Mahoney	166-223	.744			
1953	Bill Chambers	465	20.2	Jerry Harris	104-212	.491	Bill Chambers	151-197	.766			
1952	Bill Chambers	459	16.4	Bill Chambers	168-368	.457	Bill Chambers	123-165	.745			
1951	Bill Chambers	532	17.2	Bill Chambers	199-413	.482	Ed McMillan	86-121	.711			
1950	Chet Giermak	646	20.8	Chet Giermak	258-630	.410	Ed McMillan	82-112	.732			
1949	Chet Giermak	740	21.8	Chet Giermak	301-673	.447	Charlie Sokol	90-123	.732			
1948	Chet Giermak	394	17.1	Chet Giermak	168-448	.375	Chet Giermak	58-122	.475			



Terence Jennings



Jim Moran

Annual Statistical Leaders

Rebounding

Year	Player	Rebounds	Avg.
2005	Corey Cofield	200	6.9
2004	Adam Hess	187	6.7
2003	Adam Hess	177	6.3
2002	Mike Johnson	218	7.5
2001	Mike Johnson	203	7.3
2000	Adam Duggins	155	5.5
	Tom Strohhahn	154	5.5
1999	Tom Strohhahn	191	7.1
1998	David Grabuloff	167	6.2
1997	Shaka Arnold	209	7.5
1996	David Cully	244	9.8
1995	David Cully	287	10.6
1994	David Cully	233	9.0
1993	Todd Cauthorn	235	8.7
1992	Ben Blocker	203	7.0
1991	Ben Blocker	175	6.3
1990	Scott Smith	157	5.6
1989	Tom Bock	155	6.2
1988	Tim Trout	267	9.2
1987	Tim Trout	190	7.0
1986	Ken Lambiotte	137	5.1
1985	Kevin Richardson	206	7.4
1984	Kevin Richardson	188	6.7
1983	Brant Weidner	179	6.2
1982	Brant Weidner	137	4.9
1981	Bill Barnes	140	5.0
1980	Bill Barnes	112	4.1
	Ken Bowen	111	4.3
1979	Scott Whitley	124	4.8
1978	John Lowenhaupt	163	6.3
1977	Matt Courage	264	8.8
1976	John Lowenhaupt	180	6.4
1975	John Lowenhaupt	158	5.6
	Mike Courage	157	6.0
1974	Mike Arizin	210	7.8
1973	Mike Arizin	197	7.3
1972	Jeff Trammell	230	8.5
1971	Tom Jasper	232	8.6
1970	Bob Sherwood	271	10.0
1969	Dave Daugherty	243	9.3
1968	Bob Sherwood	253	10.5
1967	Ben Pomeroy	308	12.3
1966	Ben Pomeroy	300	12.5
1965	Ben Pomeroy	278	11.1
1964	Martin Morris	264	12.0
1963	Kirk Gooding	302	15.1
1962	Bob Harris	159	6.6
	Kirk Gooding	146	10.4
1961	Jeff Cohen	424	17.7
1960	Jeff Cohen	471	18.1
1959	Jeff Cohen	413	17.2
1958	Jeff Cohen	371	12.8
1957	Bob Hoitsma	277	10.3
1956	Dick Savage	201	7.7
1956	Bob Hoitsma	200	8.0
1955	John Mahoney	312	13.0
1954	John Mahoney	306	13.3
1953	Bill Chambers	498	21.7
1952	Bill Chambers	509	18.2

Assists

Player	Assists	Avg.
Nathan Mann	76	2.62
Nick D'Antoni	159	5.68
Sherman Rivers	71	2.54
Nick D'Antoni	79	2.72
Sherman Rivers	74	2.64
Scotty Scott	84	3.36
Scotty Scott	71	2.63
Randy Bracy	107	4.12
Randy Bracy	59	2.68
Randy Bracy	119	4.58
David Cox	116	4.46
David Cox	120	4.44
Brendan Connor	97	3.73
Thomas Roberts	67	2.31
Brendan Connor	64	3.05
Brendan Connor	108	4
Curtis Pride	95	3.52
Matt O'Reilly	121	4.32
Curtis Pride	102	3.78
Scott Trimble	85	3.4
Scott Coval	111	3.96
Scott Coval	168	6.22
Scott Coval	100	3.7
Keith Cieplicki	91	3.14
Bill Barnes	128	4.57
Bill Barnes	88	3.14
Bill Barnes	82	3.04
Scott Whitley	55	2.12
John Lowenhaupt	118	4.54
John Lowenhaupt	123	4.1
John Lowenhaupt	85	3.04
Not available		
Ron Satterthwait	92	0.86
Tom Pfungst	81	1.13
George Spack	101	3.74



Todd Cauthorn

Blocked Shots

Player	Blocks	Avg
Nate Loehrke	17	0.63
Brian Hutt	17	0.61
Corey Cofield	17	0.59
Brian Hutt	20	0.71
Adam Duggins	52	1.86
Adam Duggins	17	0.59
Jim Moran	25	0.89
Adam Duggins	17	1.13
Adam Duggins	53	1.89
Jermaine Harmon	13	1.63
Jim Moran	24	0.89
Jermaine Harmon	29	1.07
Shaka Arnold	22	0.79
David Cully	84	3.36
David Cully	91	3.37
David Cully	71	2.73
Todd Cauthorn	27	1.00
Todd Cauthorn	33	1.14
Thomas Roberts	33	1.14
Thomas Roberts	29	1.07
Thomas Roberts	19	0.68
Ben Blocker	18	0.64
Tim Trout	12	0.41
Mark Boddy	9	0.35
Mark Boddy	21	0.78
Mark Boddy	4	0.27
Herb Harris	7	0.25
Brant Weidner	31	1.07
Brant Weidner	24	0.86
Mike Strayhorn	8	0.33
Brant Weidner	15	0.56
Bill Barnes	7	0.27
Ted O'Gorman	21	0.81
Matt Courage	20	0.67
Dennis Vail	32	1.19



Dave Daugherty

Steals

Player	Steals	Avg
Hawley Smith	29	1.00
Adam Hess	46	1.64
Sherman Rivers	34	1.21
Cody Carbaugh	32	1.10
Sherman Rivers	32	1.10
Jim Moran	26	0.93
Sherman Rivers	26	0.93
Jim Moran	38	1.41
Jim Moran	40	1.48
Randy Bracy	34	1.89
Randy Bracy	57	2.19
Randy Bracy	37	1.68
Randy Bracy	47	1.81
Kurt Small	44	1.63
Kurt Small	33	1.22
Matt Verkey	33	1.22
Todd Cauthorn	40	1.48
Brendan Connor	37	1.76
Brendan Connor	31	1.15
Curtis Pride	38	1.41
Matt O'Reilly	33	1.18
Curtis Pride	45	1.67
Curtis Pride	39	1.44
Scott Coval	35	1.25
Kevin Richardson	30	1.07
Kevin Richardson	30	1.07
Mike Strayhorn	56	1.93
Bill Barnes	54	1.93
Bill Barnes	55	1.96
Bill Barnes	54	2.00
Bill Barnes	44	1.69
John Lowenhaupt	57	2.19
John Lowenhaupt	45	1.5
Jim McDonough	112	4.48

Scoring Records


Individual Records

Single-Game Scoring

(all 30-point games)

1. 49 Jeff Cohen vs. Richmond (2/25/61)
2. 47 John Mahoney at Furman (12/3/54)
3. 45 Bill Chambers vs. Wash. & Lee (2/21/53)
- 45 Chet Giermak vs. Baltimore (1/11/49)
5. 39 Scott Smith at George Mason (2/15/90)
6. 38 Tom Bock at Towson (1/16/89)
- 38 Ron Panneton vs. The Citadel (2/3/68)
- 38 Ron Panneton at Richmond (1/14/67)
- 38 Jeff Cohen vs. West Virginia (3/3/61)
10. 37 Bill Chambers vs. Virginia (2/14/53)
11. 36 Adam Hess at Drexel (2/7/04)
- 36 Mit Winter vs. James Madison (1/24/01)
- 36 Chet Giermak at Colby (12/6/49)
14. 35 Adam Hess vs. VCU (2/19/03)
- 35 Adam Hess at Hampton (2/3/03)
- 35 Mike Arizin vs. Richmond (12/11/73)
- 35 Tom Jasper vs. Georgetown (12/7/70)
- 35 Jeff Cohen at Richmond (1/9/60)
- 35 Jim Kaplan at VMI (2/18/57)
20. 34 Adam Hess vs. VCU (1/18/03)
- 34 Keith Cieplicki vs. Drexel (12/1/84)
- 34 Bob Sherwood at Richmond (2/24/68)
- 34 Jeff Cohen vs. West Virginia (2/26/60)
- 34 Jeff Cohen West Virginia (1/30/60)
25. 33 Adam Hess vs. Char. Southern (1/2/03)
- 33 Mike Arizin vs. Furman (3/1/74)
- 33 Dave Daugherty vs. Air Force (12/28/68)
- 33 Ron Panneton at J'ville (12/20/65)
- 33 Ben Pomeroy vs. Virginia (12/1/65)
- 33 Dave Hunter at Virginia Tech (2/10/64)
31. 32 Jim Moran at Hampton (11/28/98)
- 32 Randy Bracy at Wichita St. (12/28/97)
- 32 Matt Verkey vs. GMU (2/27/95)
- 32 Keith Cieplicki vs. GMU (2/23/85)
- 32 Ron Satterthwaite at Furman (1/25/75)
- 32 Tom Jasper at Duke (12/13/69)
- 32 Ron Panneton vs. Loyola (1/6/68)
- 32 Tim Walter at Georgia Tech (12/21/64)
- 32 Bill Chambers vs. VMI (2/10/51)
- 32 Chet Giermak vs. Randolph-Macon (1949-50)
- 32 Chet Giermak vs. Pens. NAS (1949-50)
42. 31 Adam Hess at Campbell (12/30/02)
- 31 Adam Duggins vs. ORU (11/28/99)
- 31 Terence Jennings at ECU (1/10/98)
- 31 Kurt Small at Loyola (1/30/94)
- 31 Thomas Roberts at ECU (2/26/92)
- 31 Jimmy Apple vs. Loyola (1/3/90)
- 31 Tim Trout vs. George Mason (3/6/88)
- 31 Keith Cieplicki vs. Navy (3/8/85)
- 31 John Lowenhaupt vs. ECU (3/5/75)
- 31 Ran Panneton vs. Hamp.-Syd. (1/11/67)
- 31 Jeff Cohen vs. VMI (12/15/59)
- 31 Bill Chambers at VMI (2/19/52)
54. 30 Nick D'Antoni at The Citadel (11/26/01)
- 30 Justin Jackette vs. American (2/25/99)
- 30 Jim Moran vs. Elon (12/22/98)
- 30 Carl Parker vs. Marymount (11/29/95)
- 30 Kurt Small at UNCW (2/12/94)
- 30 Tom Bock at Stetson (12/30/88)
- 30 Scott Whitley vs. Richmond (2/26/80)
- 30 John Lowenhaupt at ECU (2/10/77)
- 30 Ron Satterthwaite vs. ODU (2/5/76)
- 30 Jeff Trammell at Rice (12/22/71)
- 30 Steve Dodge vs. Rice (1/6/71)
- 30 Tom Jasper vs. East Carolina (2/18/70)

- 30 Tom Jasper vs. NC State (12/1/69)
- 30 Bob Sherwood vs. Loyola (1/6/68)
- 30 Ron Panneton at Furman (2/13/67)
- 30 Jeff Cohen vs. West Virginia (2/27/59)
- 30 Jeff Cohen vs. Navy (2/8/58)
- 30 John Mahoney at Wash. & Lee (2/6/54)
- 30 Chet Giermak at Seton Hall (12/30/50)



Jeff Cohen

Season Scoring

Player	Season	G	Pts
1. Chet Giermak	1949	34	740
2. John Mahoney	1955	24	656
3. Chet Giermak	1950	31	646
4. Jeff Cohen	1960	26	628
5. Roy Lange	1958	29	583
6. Jeff Cohen	1961	24	575
7. Adam Hess	2004	28	568
8. Keith Cieplicki	1985	28	566
9. Adam Hess	2003	28	564
10. Bob Sherwood	1968	24	545
11. Bill Chambers	1951	31	532
12. Tom Jasper	1971	27	519
13. John Lowenhaupt	1977	30	518
14. Ron Panneton	1967	25	516
15. Bob Sherwood	1970	27	506
16. John Lowenhaupt	1978	26	504
17. Tim Trout	1988	29	489
18. Kurt Small	1995	27	484
19. Ron Satterthwaite	1975	28	473
20. Mike Arizin	1974	27	471

Career Scoring

(all 1,000-point scorers)

Player	Seasons	G	Pts
1. Chet Giermak	1947-50	111	2052
2. Jeff Cohen	1958-61	103	2003
3. John Lowenhaupt	1975-78	112	1866
4. Keith Cieplicki	1982-85	113	1812
5. Thomas Roberts	1990-93	111	1765
6. Kurt Small	1992-95	108	1487
7. Bill Chambers	1951-53	82	1456
8. John Mahoney	1952-55	78	1446
9. Ron Satterthwaite	1974-77	106	1394
10. Adam Hess	2002-04	75	1341
11. Ed McMillan	1948-51	120	1340
12. Scott Smith	1989-92	107	1339
13. Jim Moran	1998-01	107	1324
14. Randy Bracy	1996-99	92	1229
15. Matt Verkey	1993-96	106	1209
16. Roy Lange	1956-59	88	1192
17. Bev Vaughan	1958-61	88	1185
18. Ron Panneton	1966-68	73	1182
19. Matt Courage	1973-75, 77	110	1164
20. Carl Parker	1993-96	107	1150
21. Kevin Richardson	1982-8	113	1139
22. Ben Pomeroy	1965-67	74	1085
23. Scott Whitley	1978-81	101	1061
24. Bob Sherwood	1968, 70	51	1051
25. Bill Barnes	1979-82	109	1028
26. Jimmy Apple	1988-91	86	1017
27. Tim Trout	1985-88	100	1011



Adam Hess

Scoring Records



Thomas Roberts

Career Scoring Average

(minimum 50 games)

Player	Seasons	G	Pts	Avg
1. Bob Sherwood	1968-70	51	1051	20.6
2. Jeff Cohen	1958-61	103	2003	19.4
3. John Mahoney	1952-55	78	1446	18.5
4. Chet Giermak	1947-50	111	2052	18.5
5. Tom Jasper	1970-71	54	982	18.2
6. Adam Hess	2002-04	75	1341	17.9
7. Bill Chambers	1951-53	82	1456	17.8
8. Mike Arizin	1973-74	54	936	17.3
9. John Lowenhaupt	1975-78	112	1866	16.7
10. Ron Panneton	1966-68	73	1182	16.2
11. Keith Cieplicki	1982-85	113	1812	16.0
12. Thomas Roberts	1990-93	111	1765	15.9
13. Ben Pomeroy	1965-67	74	1085	14.7
14. Steve Dodge	1969-71	63	892	14.2
15. Dave Hunter	1963-64	60	829	13.8
16. Kurt Small	1992-95	108	1487	13.8
17. Roy Lange	1956-59	88	1192	13.5
18. Bobby Fitzgibbons	1996-97	54	728	13.5
19. Bev Vaughan	1958-61	88	1185	13.5
20. Randy Bracy	1996-99	92	1229	13.4

Season Scoring Average

(minimum 15 games)

Player	Season	G	Pts	Avg
1. John Mahoney	1955	24	656	27.3
2. Jeff Cohen	1960	26	628	24.2
3. Jeff Cohen	1961	24	575	24.0
4. Bob Sherwood	1968	24	545	22.7
5. Chet Giermak	1949	34	740	21.8
6. Chet Giermak	1950	31	646	20.8
7. Ron Panneton	1967	25	516	20.6
8. Adam Hess	2004	28	568	20.3
9. Bill Chambers	1953	23	465	20.2
10. Keith Cieplicki	1985	28	566	20.2
11. Adam Hess	2003	28	564	20.1
12. Roy Lange	1958	29	583	20.1
13. John Mahoney	1954	23	456	19.8
14. John Lowenhaupt	1978	26	504	19.4
15. Tom Jasper	1971	27	519	19.2
16. Bob Sherwood	1970	27	506	18.7
17. Kurt Small	1995	27	484	17.9
18. Mike Arizin	1974	27	471	17.4
19. Thomas Roberts	1993	27	470	17.4
20. Dave Hunter	1964	22	380	17.3



John Lowenhaupt



John Mahoney

Team Records

Season Scoring

Year	G	Pts
1. 1949	34	2193
2. 1977	30	2175
3. 1970	27	2117
4. 1958	29	2110
5. 1951	31	2062
6. 1988	29	2061
7. 1973	27	2047
8. 1955	25	2035
9. 1993	27	2025
10. 1952	28	2013

Season Scoring Average

Year	G	Pts	Avg.
1. 1955	25	2035	81.4
2. 1953	23	1817	79.0
3. 1970	27	2117	78.4
4. 1960	26	2011	77.3
5. 1968	24	1846	76.9
6. 1973	27	2047	75.8
7. 1956	26	1955	75.2
8. 1993	27	2025	75.0
9. 1961	24	1800	75.0
10. 1996	26	1923	74.0

Field Goal Records

Individual Records

Single-Game Field Goals Made

- 21 Jeff Cohen vs. Richmond (2/25/61)
- 21 Chet Giermak at Baltimore (1/11/49)
- 18 Bill Chambers vs. Wash. & Lee (2/21/53)
- 17 John Mahoney at Furman (12/3/54)
- 16 Scott Smith at George Mason (2/15/90)
- 16 Bill Chambers vs. Virginia (2/14/53)
- 16 Chet Giermak at Colby (12/6/49)
- 15 Keith Cieplicki vs. Drexel (12/1/84)
- 15 Tom Jasper vs. Georgetown (12/7/70)
- 15 Dave Hunter at Virginia Tech (2/10/64)

Season Field Goals Made

Player	Season	G	FG
1. Chet Giermak	1949	34	301
2. Chet Giermak	1950	31	258
3. Keith Cieplicki	1985	28	235
4. Jeff Cohen	1960	26	230
5. Bob Sherwood	1968	24	222
6. John Mahoney	1955	24	220
7. Tom Jasper	1971	27	215
8. Bob Sherwood	1970	27	209
9. Tom Jasper	1970	27	205
10. Bill Chambers	1951	31	199

Career Field Goals Made

Player	Seasons	G	FG
1. Chet Giermak	1947-50	111	847
2. John Lowenhaupt	1975-78	112	734
3. Keith Cieplicki	1982-85	113	726
4. Jeff Cohen	1958-61	103	719
5. Thomas Roberts	1990-93	111	637
6. Scott Smith	1989-92	107	556
7. Ed McMillan	1948-51	120	532
8. Bill Chambers	1951-53	82	524
9. Ron Satterthwaite	1974-77	106	522
10. Kurt Small	1992-95	108	486

Single-Game Field Goal Attempts

- 34 Bill Chambers vs. Wash. & Lee (2/21/53)
- 31 Jeff Cohen at West Virginia (12/3/60)
- 29 Jeff Cohen vs. West Virginia (2/26/60)
- 28 Jeff Cohen vs. Richmond (2/25/61)
- 28 John Mahoney at Furman (12/3/54)
- 27 Kurt Small vs. American (2/15/95)
- 27 Dave Hunter at Virginia Tech (2/10/64)
- 26 Seven tied with 26

Season Field Goal Attempts

Player	Season	G	FGA
1. Chet Giermak	1949	34	673
2. Chet Giermak	1950	31	630
3. Tom Jasper	1970	27	510
4. Tom Jasper	1971	27	505
5. John Mahoney	1955	24	474
6. Adam Hess	2004	28	461
7. Jeff Cohen	1960	26	458
8. Don Engelken	1958	29	450
9. Chet Giermak	1948	23	448
10. Ed McMillan	1951	31	444

Career Field Goal Attempts

Player	Seasons	G	FGA
1. Chet Giermak	1947-50	111	1751
2. Jeff Cohen	1958-61	103	1545
3. Ed McMillan	1948-51	120	1512
4. John Lowenhaupt	1975-78	112	1419
5. Thomas Roberts	1990-93	111	1382
6. Keith Cieplicki	1982-85	113	1341
7. Kurt Small	1992-95	108	1161
8. Ron Satterthwaite	1974-77	106	1141
9. Scott Smith	1989-92	107	1117
10. Bill Chambers	1951-53	82	1113

Single-Game Field Goal Percentage

(minimum 7 attempts)

- 1.000 (10-10) Tom Bock at Navy (2/15/89)
- 1.000 (10-10) Jim McDonough at UR (2/21/76)
- 1.000 (9-9) Keith Cieplicki vs. VCU (2/23/82)
- 1.000 (9-9) Corey Cofield vs. JMU (2/4/04)
- 1.000 (7-7) Jack Jenkins vs. ODU (2/5/03)
- 1.000 (7-7) Zeb Cope at Mary. (12/27/01)
- 1.000 (7-7) Carl Parker vs. UR (2/3/96)
- 1.000 (7-7) Keith Cieplicki vs. VA Wes. (2/1/84)
- .938 (15-16) Keith Cieplicki vs. Drex. (12/1/84)
- .917 (11-12) John Lowenhaupt at UR (2/18/78)
- .917 (11-12) John Mahoney at W&L (2/6/54)

Season Field Goal Percentage

(minimum 200 attempts)

Player	Season	FG-A	Pct
1. Carl Parker	1996	164-274	.599
2. John Lowenhaupt	1978	195-337	.579
3. Gary Bland	1984	115-201	.572
4. Keith Cieplicki	1985	235-413	.569
5. Corey Cofield	2004	126-224	.563
6. Kevin Richardson	1984	124-226	.549
7. Carl Parker	1995	166-305	.544
8. Bob Hoitsma	1957	117-216	.542
9. Todd Cauthorn	1993	132-244	.541
10. Scott Smith	1990	163-302	.540

Career Field Goal Percentage

(minimum 500 attempts)

Player	Seasons	FG-A	Pct
1. Carl Parker	1993-96	478-853	.560
2. Mike Strayhorn	1980-83	392-710	.552
3. Ben Blocker	1989-92	329-603	.546
4. Keith Cieplicki	1982-85	726-1341	.541
5. Kevin Richardson	1982-85	441-829	.532
6. Todd Cauthorn	1990-93	311-590	.527
7. John Lowenhaupt	1975-78	734-1419	.517
8. Dave Daugherty	1967-69	337-654	.515
9. Bob Sherwood	1968-70	431-837	.515
10. Ken Bowen	1979-82	359-700	.513

Team Records

Season Field Goals Made

Year	G	FG
1. 1977	30	864
2. 1949	34	852
3. 1970	27	827
4. 1976	28	800
5. 1973	27	782
6. 1975	28	765
7. 1992	29	764
8. 1951	31	760
9. 1991	28	750
10. 1952	28	740

Field Goal Attempts

Year	G	FGA
1. 1949	34	2357
2. 1950	32	2067
3. 1951	31	2015
4. 1952	28	1978
5. 1970	27	1930
6. 1977	30	1800
7. 1958	29	1790
8. 1973	27	1762
9. 1955	25	1733
10. 1957	27	1705

Field Goal Percentage

Year	FG-A	Pct
1. 1983	723-1379	.524
2. 1984	711-1369	.519
3. 1982	676-1324	.511
4. 1978	689-1370	.503
5. 1985	738-1473	.501
6. 1980	670-1361	.492
7. 1977	864-1800	.480
8. 1981	690-1438	.480
9. 1991	750-1566	.479
10. 1976	800-1691	.473



Carl Parker

Three-Point Field Goal Records

Individual Records

Single-Game 3-Point FG Made

1. 9 Matt Verkey vs. George Mason (2/27/95)
2. 8 Matt Verkey at George Mason (1/24/96)
- 8 Greg Burzell at Richmond (2/27/88)
4. 7 Adam Hess at Hampton (2/3/03)
- 7 Greg Burzell vs. George Mason (3/6/88)
- 7 Greg Burzell at Stanford (12/4/87)
7. 6 Nick D'Antoni at James Madison (1/28/04)
- 6 Nick D'Antoni at The Citadel (11/26/01)
- 6 Bobby Fitzgibbons at JMU(2/19/97)
- 6 Bobby Fitzgibbons vs. Richmond (2/3/96)
- 6 Matt Verkey vs. VMI (1/17/96)
- 6 Matt Verkey at James Madison (1/6/96)
- 6 Matt Verkey at Old Dominion (2/27/93)
- 6 Greg Burzell at Miami (OH) (11/30/87)

Season Three-Point FG Made

Player	Seasons	G	3FG
1. Greg Burzell	1988	29	75
2. Adam Hess	2003	28	68
3. Randy Bracy	1998	26	65
4. Matt Verkey	1994	27	63
5. Bobby Fitzgibbons	1997	28	62
6. Adam Hess	2004	28	57
Bobby Fitzgibbons	1996	26	57
David Cox	1994	27	57
9. Matt Verkey	1996	26	56
10. Mike Johnson	2002	29	52

Career Three-Point FG Made

Player	Seasons	G	3FG
1. Matt Verkey	1993-96	106	218
2. Randy Bracy	1996-99	92	171
3. Greg Burzell	1987-89	82	150
4. Adam Hess	2002-04	75	144
5. Jim Moran	1998-01	107	141
6. David Cox	1992-95	109	137
7. Mike Johnson	2000-02	79	129
8. Jimmy Apple	1988-91	86	124
9. Bobby Fitzgibbons	1996-97	54	119
10. Nick D'Antoni	2002-05	107	104

Single-Game 3-Point FG Attempts

1. 16 Greg Burzell at Richmond (2/27/88)
2. 15 Matt Verkey at George Mason (1/24/96)
- 15 Greg Burzell at Stanford (12/4/87)
4. 14 Adam Hess at Radford (11/24/03)
- 14 Adam Hess at VCU (2/19/03)
6. 13 Matt Verkey vs. George Mason (2/27/95)
7. 12 Randy Bracy vs. George Mason (2/15/97)
- 12 Greg Burzell at Miami (OH) (11/30/87)
9. 11 **Nathan Mann vs. George Mason (2/12/05)**
- 11 Adam Hess vs. George Mason (2/15/03)
- 11 Jim Moran vs. East Carolina (2/24/01)
- 11 Mike Johnson at American (12/9/00)
- 11 Mike Johnson at James Madison (2/17/00)
- 11 Justin Jackette vs. American (2/25/99)
- 11 Randy Bracy at Old Dominion (2/3/98)
- 11 Bobby Fitzgibbons vs. UAB (12/28/96)
- 11 Bobby Fitzgibbons vs. GMU (2/26/96)
- 11 Matt Verkey vs. VMI (2/9/94)
- 11 Sean Duff at UNC Greensboro (12/1/92)
- 11 Jimmy Apple at East Carolina (1/20/90)
- 11 Jimmy Apple at Richmond (1/28/89)

Season 3-Point FG Attempts

Player	Season	G	3FGA
1. Adam Hess	2004	28	189
2. Adam Hess	2003	28	183
3. Randy Bracy	1998	26	172
4. Greg Burzell	1988	29	170
5. Matt Verkey	1994	27	164
6. David Cox	1994	27	158
7. Bobby Fitzgibbons	1997	28	157
8. Matt Verkey	1996	26	152
9. Mike Johnson	2001	28	149
10. Matt Verkey	1995	27	146

Career 3-Point FG Attempts

Player	Seasons	G	3FGA
1. Matt Verkey	1993-96	106	583
2. Randy Bracy	1996-99	92	495
3. Adam Hess	2002-04	75	447
4. David Cox	1992-95	109	395
5. Jim Moran	1998-01	107	376
6. Mike Johnson	2000-02	79	373
7. Greg Burzell	1987-89	82	358
8. Jimmy Apple	1988-91	86	341
9. Nick D'Antoni	2002-05	107	331
10. Bobby Fitzgibbons	1996-97	54	288

Single-Game 3-Point FG Percentage

(minimum 4 attempts)

1. 1.000 (4-4) Terence Jennings vs. ODU (2/5/97)
2. .857 (6-7) Nick D'Antoni at JMU (1/28/04)
3. .833 (5-6) Jim Moran vs. Elon (12/22/98)
- .833 (5-6) David Grabuloff vs. UR (2/7/98)
- .833 (5-6) Greg Burzell at ECU (1/27/88)

Season 3-Point FG Percentage

(minimum 75 attempts)

Player	Season	3FG-A	Pct
1. Greg Burzell	1988	75-170	.441
2. Brendan Connor	1992	34-78	.436
3. Bobby Fitzgibbons	1996	57-131	.435
4. Jim Moran	1999	44-106	.415
5. Matt Verkey	1993	50-121	.413
6. Bobby Fitzgibbons	1997	62-157	.395
7. Matt Verkey	1994	63-164	.384
8. Jimmy Apple	1988	51-134	.381
9. Terence Jennings	1998	47-124	.379
10. Zeb Cope	2004	39-103	.379

Career 3-Point FG Percentage

(minimum 200 attempts)

Player	Seasons	3FG-A	Pct
1. Greg Burzell	1987-89	150-358	.419
2. Bobby Fitzgibbons	1996-97	119-288	.413
3. Jim Moran	1998-01	141-376	.375
4. Matt Verkey	1993-96	218-583	.374
5. Mit Winter	1998-01	75-205	.366
6. Brendan Connor	1990-93	88-242	.364
Jimmy Apple	1988-91	124-341	.364
8. David Cox	1992-95	137-395	.347
9. Mike Johnson	2000-02	129-373	.346
10. Randy Bracy	1996-99	171-495	.345

Season 3-Point FG Made Per Game

Player	Season	G	3FG	Avg
1. Greg Burzell	1988	29	75	2.59
2. Randy Bracy	1998	26	65	2.50
3. Adam Hess	2003	28	68	2.43
4. Matt Verkey	1994	27	63	2.33
5. Bobby Fitzgibbons	1997	28	62	2.21
6. Bobby Fitzgibbons	1996	26	57	2.19
7. Matt Verkey	1996	26	56	2.15
9. David Cox	1994	27	57	2.11
8. Adam Hess	2004	28	57	2.04
10. Matt Verkey	1993	26	50	1.92

Career 3-Point FG Made Per Game

(minimum 50 games)

Player	Seasons	G	3FG	Avg
1 Bobby Fitzgibbons	1996-97	54	119	2.20
2 Matt Verkey	1993-96	106	218	2.06
3 Adam Hess	2002-04	75	144	1.92
4 Randy Bracy	1996-99	92	171	1.86
5 Greg Burzell	1987-89	82	150	1.83
6 Mike Johnson	2000-02	79	129	1.63
7 Jimmy Apple	1988-91	86	124	1.44
8 Jim Moran	1998-01	107	141	1.32
9 David Cox	1992-95	109	137	1.26
10 Scotty Scott	1997, 99-00	65	69	1.06

Team Records

Season 3-Point FG Made

Year	G	3FG
1. 2000	28	188
2. 1998	27	187
3. 2002	29	185
4. 1994	27	183
5. 1999	27	180

Season 3-Point FG Attempts

Year	G	3FGA
1. 2002	29	579
2. 2004	28	556
3. 1999	27	548
4. 2003	28	539
5. 2000	28	537

Season 3-Point FG Percentage

Year	3FG-A	Pct
1. 1988	148-374	.396
2. 1987	66-171	.386
3. 1996	173-470	.368
4. 1992	108-298	.362
5. 1993	159-440	.361

Season 3-Point FG Per Game

Years	G	3FG	Avg
1. 1998	27	187	6.93
2. 1994	27	183	6.78
3. 2000	28	188	6.71
4. 1999	27	180	6.67
5. 1996	26	173	6.65

Free Throw Records

Individual Records

Single-Game Free Throws

1.	20	John Mahoney vs. GW (12/29/54)
2.	19	Kurt Small at The Citadel (12/4/93)
3.	18	Jeff Cohen at Richmond (1/7/61)
4.	17	Mit Winter vs. James Madison (1/24/01)
	17	Bev Vaughan at Tennessee (12/5/59)
6.	16	Steve Dodge vs. Rice (1/6/71)
	16	Jeff Cohen vs. Navy (2/8/58)
	16	John Mahoney vs. Maryland (2/25/54)
9.	15	Tony Traver vs. East Carolina (2/9/83)
	15	Bob Hoitsma vs. Richmond (2/25/56)

Season Free Throws Made

Player	Season	G	FT	
1.	Roy Lange	1958	29	227
2.	John Mahoney	1955	24	216
3.	Jeff Cohen	1961	24	189
4.	Ron Panneton	1967	25	172
5.	Jeff Cohen	1960	26	168
6.	John Mahoney	1954	23	166
7.	Bill Chambers	1953	23	151
8.	Kurt Small	1993	27	150
9.	Bev Vaughan	1960	26	147
10.	Corey Cofield	2005	29	144

Career Free Throws Made

Player	Seasons	G	FT	
1.	Jeff Cohen	1958-61	103	565
2.	John Mahoney	1952-55	78	492
3.	Kurt Small	1992-95	108	429
4.	Bev Vaughan	1958-61	88	417
5.	Thomas Roberts	1990-93	111	416
6.	Roy Lange	1956-59	88	408
	Bill Chambers	1951-53	82	408
8.	John Lowenhaupt	1975-78	112	398
9.	Ron Panneton	1966-68	73	370
10.	Keith Cieplicki	1982-85	113	360

Single-Game Free Throws Attempted

1.	24	Kurt Small at The Citadel (12/4/93)
2.	22	Jeff Cohen at Richmond (1/7/61)
	22	Bev Vaughan at Tennessee (12/5/59)
	22	John Mahoney vs. GW (12/29/54)
5.	21	Jeff Cohen vs. Navy (2/8/58)
6.	19	John Mahoney vs. Maryland (2/25/54)
	19	John Mahoney at Maryland (12/8/53)
8.	18	Thomas Roberts vs. GMU (1/11/93)
	18	Ron Panneton at GW (12/18/65)
	18	Jeff Cohen vs. West Virginia (3/3/61)
	18	Joe Agee vs. Wake Forest (1/7/52)

Season Free Throw Attempts

Player	Season	G	FTA	
1.	Roy Lange	1958	29	288
2.	John Mahoney	1955	24	286
3.	Jeff Cohen	1961	24	246
4.	Jeff Cohen	1960	26	232
5.	John Mahoney	1954	23	223
6.	Ron Panneton	1967	25	213
7.	Bill Chambers	1951	31	212
8.	Kurt Small	1993	27	208
9.	Bob Hoitsma	1957	27	207
10.	Bev Vaughan	1960	26	199
	Chet Giermak	1949	34	199

Career Free Throw Attempts

Player	Seasons	G	FTA	
1.	Jeff Cohen	1958-61	103	784
2.	John Mahoney	1952-55	78	670
3.	Thomas Roberts	1990-93	111	608
4.	Kurt Small	1992-95	108	593
5.	Bev Vaughan	1958-61	88	575
6.	Bill Chambers	1951-53	82	574
7.	Roy Lange	1956-59	88	528
8.	Bill Barnes	1979-82	109	521
9.	Chet Giermak	1947-50	111	517
10.	John Lowenhaupt	1975-78	112	485



Greg Burzell

Single-Game Free Throw Percentage

(minimum 11 attempts)

1.	1.000 (17-17)	Mit Winter vs. JMU (1/24/01)
	1.000 (16-16)	Steve Dodge vs. Rice (1/6/71)
	1.000 (14-14)	Scott Coval vs. JMU (2/15/86)
	1.000 (13-13)	Bill Chambers at UVa (2/13/52)
	1.000 (12-12)	Adam Hess vs. VCU (1/18/03)
	1.000 (11-11)	Mike Arizin vs. UR (12/11/73)
	1.000 (11-11)	Bob Harris vs. VT (2/28/63)
8.	.938 (15-16)	Tony Traver vs. ECU (2/9/83)
	.938 (15-16)	Bob Hoitsma vs. UR (2/25/56)
10.	.933 (14-15)	Tom Bock at Tow. (1/16/89)
	.933 (14-15)	Jeff Cohen WVU (1/30/60)
	.933 (14-15)	Roy Lange vs. H-SC (12/1/56)

Season Free Throw Percentage

(minimum 80 attempts)

Player	Season	FT-A	Pct	
1.	Scott Coval	1986	111-121	.917
2.	Dave Daugherty	1967	77-88	.875
3.	Tony Traver	1983	111-127	.874
4.	John Lowenhaupt	1978	114-132	.864
5.	Tom Farrington	1960	75-87	.862
6.	Keith Cieplicki	1983	131-153	.856
7.	Ron Panneton	1968	112-132	.848
8.	Adam Hess	2003	114-135	.844
9.	George Spack	1972	86-103	.835
10.	John Lowenhaupt	1977	134-161	.832

Career Free Throw Percentage

(minimum 200 attempts)

Player	Seasons	FT-A	Pct	
1.	Scott Coval	1983-86	259-288	.899
2.	Mike Arizin	1973-74	238-288	.826
3.	Keith Cieplicki	1982-85	360-437	.824
4.	John Lowenhaupt	1975-78	398-485	.821
5.	George Spack	1971-73	182-222	.820
6.	Tony Traver	1981, 83-85	236-294	.803
7.	Ron Panneton	1966-68	370-466	.794
8.	Mit Winter	1998-01	164-208	.788
9.	Adam Hess	2002-04	283-363	.780
10.	Matt Verkey	1993-96	207-267	.775

Team Records

Season Free Throws

Year	G	FT	
1.	1958	29	670
2.	1955	25	645
3.	1957	27	572
4.	1960	26	559
5.	1953	23	551
6.	1961	24	550
7.	1971	27	547
8.	1951	31	542
9.	1952	28	533
10.	1956	26	513

Season Free Throw Attempts

Year	G	FTA	
1.	1958	29	922
2.	1955	25	907
3.	1957	27	867
4.	1952	28	843
5.	1951	31	832
6.	1956	26	808
7.	1953	23	794
8.	1961	24	783
9.	1960	26	781
10.	1971	27	755

Season Free Throw Percentage

Year	FT-A	Pct	
1.	1983	470-609	.772
2.	1973	483-636	.759
3.	1974	410-552	.743
4.	1980	512-695	.737
5.	1984	345-470	.734
6.	1985	386-526	.734
7.	1967	513-704	.729
8.	1958	670-922	.727
9.	1968	476-656	.726
10.	2005	481-663	.725

Rebounding Records

Individual Records

Single-Game Rebounds

1. 51 * Bill Chambers vs. Virginia (2/14/53)
2. 31 Jeff Cohen vs. Richmond (2/25/61)
- 31 Chuck Sanders vs. Virg. Tech (1/18/57)
4. 27 Kirk Gooding vs. GW (2/19/63)
- 27 Jeff Cohen at Richmond (12/30/59)
6. 26 David Cully vs. VMI (1/17/96)
7. 25 Jeff Cohen at West Virginia (12/3/60)
8. 24 Todd Cauthorn vs. The Citadel (12/5/92)
- 24 Jeff Cohen vs. Richmond (1/10/59)
10. 23 Jeff Cohen vs. Richmond (3/1/58)
- 23 John Mahoney vs. VMI (2/12/55)

* NCAA Record



Bob Sherwood

Season Rebounds

Player	Season	G	Reb.
1. Bill Chambers	1952	28	509
2. Bill Chambers	1953	23	498
3. Jeff Cohen	1960	26	471
4. Jeff Cohen	1961	24	424
5. Jeff Cohen	1959	24	413
6. Jeff Cohen	1958	29	371
7. John Mahoney	1955	24	312
8. Ben Pomeroy	1967	25	308
9. John Mahoney	1954	23	306
10. Kirk Gooding	1963	20	302

Career Rebounds

Player	Seasons	G	Reb.
1. Jeff Cohen	1958-61	103	1679
2. Bill Chambers	1951-53	82	1270
3. Ben Pomeroy	1965-67	74	886
4. John Mahoney	1952-55	78	869
5. David Cully	1993-96	93	783
6. Chuck Sanders	1957-60	94	717
7. Matt Courage	1973-75	110	714
8. Kirk Gooding	1961-63	58	710
9. John Lowenhaupt	1975-78	112	669
10. Thomas Roberts	1990-93	111	655

Season Rebound Average

Player	Season	G	Pts	Avg
1. Bill Chambers	1953	23	498	21.7
2. Bill Chambers	1952	28	509	18.2
3. Jeff Cohen	1960	26	471	18.1
4. Jeff Cohen	1961	24	424	17.7
5. Jeff Cohen	1959	24	413	17.2
6. Kirk Gooding	1963	20	302	15.1
7. John Mahoney	1954	23	306	13.3
8. John Mahoney	1955	24	312	13.0
9. Jeff Cohen	1958	29	371	12.8
10. Ben Pomeroy	1966	24	300	12.5

Career Rebound Average

(minimum 50 games)

Player	Seasons	G	Reb.	Avg
1. Jeff Cohen	1958-61	103	1679	16.3
2. Bill Chambers	1951-53	82	1270	15.5
3. Kirk Gooding	1961-63	58	710	12.2
4. Ben Pomeroy	1965-67	74	886	12.0
5. John Mahoney	1952-55	78	869	11.1
6. Bob Sherwood	1968,70	51	524	10.3
7. Martin Morris	1963-65	67	629	9.4
8. Bob Hoitsma	1952,56-57	58	512	8.8
9. David Cully	1993-96	93	783	8.4
10. Tom Jasper	1970-71	54	444	8.2

Team Records

Season Rebounds

Year	G	Reb.
1. 1952	28	1534
2. 1960	26	1359
3. 1961	24	1313
4. 1953	23	1219
5. 1977	30	1206
6. 1970	27	1202
7. 1975	28	1152
1957	27	1152
9. 1973	27	1129
10. 1959	24	1126

Rebounding Average

Year	G	Reb.	Avg.
1. 1952	28	1534	54.8
2. 1961	24	1313	54.7
3. 1953	23	1219	53.0
4. 1960	26	1359	52.3
5. 1959	24	1126	46.9
6. 1963	24	1094	45.6
7. 1965	25	1125	45.0
8. 1970	27	1202	44.5
9. 1962	24	1060	44.2
10. 1964	22	961	43.7



Ben Pomeroy



Tom Jasper

Assist Records

Individual Records

Single-Game Assists

1. 15 Scott Coval vs. George Mason (2/23/85)
2. 14 Scotty Scott vs. Elon (12/22/98)
3. 12 David Cox vs. George Mason (2/27/95)
4. 11 Nick D'Antoni at GMU (1/31/04)
- 11 Nick D'Antoni at Towson (1/14/04)
- 11 Scotty Scott vs. Campbell (12/22/99)
- 11 Randy Bracy vs. Geo. Mason (2/26/96)
- 11 Matt O'Reilly at Towson (1/16/89)
- 11 Scott Coval vs. Delaware (1/30/85)
- 11 Billy Barnes vs. Richmond (1/20/82)
- 11 John Lowenhaupt at Furman (1/22/77)
12. 10 Nick D'Antoni at Hofstra (1/24/04)
- 10 Kurt Small vs. George Mason (2/27/95)
- 10 David Cox vs. American (2/15/95)
- 10 David Cox vs. James Madison (2/7/94)
- 10 David Cox at Holy Cross (1/5/93)
- 10 Curtis Pride vs. East Carolina (2/24/88)
- 10 Scott Coval vs. Drexel (12/1/84)
- 10 George Spack vs. Richmond (2/26/72)



Scotty Scott

Season Assists

Player	Season	G	Ass.
1. Scott Coval	1985	27	168
2. Nick D'Antoni	2004	28	159
3. Bill Barnes	1982	28	128
4. John Lowenhaupt	1977	30	123
5. Matt O'Reilly	1989	28	121
6. David Cox	1994	27	120
7. Randy Bracy	1996	26	119
8. John Lowenhaupt	1978	26	118
9. David Cox	1995	26	116
10. Ron Satterthwaite	1975	28	113

Career Assists

Player	Seasons	G	Ass.
1. Scott Coval	1983-86	110	409
2. John Lowenhaupt	1975-78	112	369
3. Brendan Connor	1990-93	102	358
4. Randy Bracy	1996-99	92	351
5. Mike Enoch	1975-78	110	344
6. Bill Barnes	1979-82	109	341
7. Nick D'Antoni	2002-05	107	340
8. David Cox	1992-95	109	336
9. Ron Satterthwaite	1974-77	106	331
10. Matt O'Reilly	1987-90	106	297

Season Assist Average

Player	Season	G	Ass.	Avg.
1. Scott Coval	1985	27	168	6.22
2. Nick D'Antoni	2004	28	159	5.68
3. Randy Bracy	1996	26	119	4.58
4. Bill Barnes	1982	28	128	4.57
5. John Lowenhaupt	1978	26	118	4.54
6. David Cox	1995	26	116	4.46
7. David Cox	1994	27	120	4.44
8. Matt O'Reilly	1989	28	121	4.32
9. Randy Bracy	1998	26	107	4.12
10. John Lowenhaupt	1977	30	123	4.10

Career Assist Average

(minimum 50 games)

Player	Seasons	G	Ass.	Avg.
1. Randy Bracy	1996-99	92	351	3.82
2. Scott Coval	1983-86	110	409	3.72
3. Brendan Connor	1990-93	102	358	3.51
4. John Lowenhaupt	1975-78	112	369	3.29
5. Nick D'Antoni	2002-05	107	340	3.17
6. Bill Barnes	1979-82	109	341	3.13
7. Mike Enoch	1975-78	110	344	3.13
8. Ron Satterthwaite	1974-77	106	331	3.12
9. David Cox	1992-95	109	336	3.08
10. Curtis Pride	1987-90	94	287	3.05

Team Records

Season Assists

Year	G	Ass.
1. 1977	30	508
2. 1985	28	455
3. 2004	28	442
4. 1988	29	435
5. 1978	26	419
6. 1990	28	411
7. 1992	29	405
8. 1989	28	397
9. 1984	28	396
10. 1998	27	395

Season Assist Average

Year	G	Ass.	Avg.
1. 1977	30	508	17.0
2. 1985	28	455	16.3
3. 1978	26	419	16.1
4. 2004	28	442	15.8
5. 1988	29	435	15.0
6. 1990	28	411	14.7
7. 1998	27	395	14.6
8. 1993	27	391	14.5
9. 1987	27	388	14.4
10. 1996	26	373	14.4



Randy Bracy



David Cox

Steal Records

Individual Records

Single-Game Steals

1. 8 Rod Musselman vs. Wash. Coll. (1/10/76)
2. 7 Randy Bracy at The Citadel (12/2/98)
- 7 Randy Bracy vs. Old Dominion (2/5/97)
4. 6 Adam Hess at George Mason (1/31/04)
- 6 Randy Bracy at American (1/13/99)
- 6 Randy Bracy vs. Stetson (11/15/97)
- 6 Jim Moran at UNCG (11/29/97)
- 6 Matt Verkey at American (1/24/94)
- 6 Scott Coval vs. Drexel (11/30/85)
- 6 Mike Strayhorn vs. Richmond (1/20/82)
- 6 Billy Barnes vs. Virginia Tech (2/12/79)



Matt Verkey

Career Steals

Player	Seasons	G	Stl.
1. Bill Barnes	1979-82	109	207
2. Randy Bracy	1996-99	92	175
3. John Lowenhaupt	1976-78	84	160
4. Mike Strayhorn	1980-83	103	148
5. Jim Moran	1998-01	107	145
6. Kurt Small	1992-95	108	144
7. Curtis Pride	1987-90	94	136
8. Brendan Connor	1990-93	102	128
Scott Whitley	1978-81	101	128
10. Jim McDonough	1976-77	55	125

Season Steal Average

Player	Season	G	Stl.	Avg.
1. Jim McDonough	1976	25	112	4.48
2. Randy Bracy	1998	26	57	2.19
John Lowenhaupt	1978	26	57	2.19
4. John Lowenhaupt	1976	28	58	2.07
5. Bill Barnes	1980	27	54	2.00
6. Bill Barnes	1981	28	55	1.96
7. Mike Strayhorn	1983	29	56	1.93
8. Bill Barnes	1982	28	54	1.93
9. Randy Bracy	1999	18	34	1.89
10. Randy Bracy	1996	26	47	1.81
Scott Whitley	1980	26	47	1.81

Career Steal Average

(minimum 50 games)

Player	Seasons	G	Stl.	Avg.
1. Jim McDonough	1976-77	55	125	2.27
2. John Lowenhaupt	1976-78	84	160	1.90
3. Randy Bracy	1996-99	92	175	1.90
4. Bill Barnes	1979-82	109	207	1.90
5. Curtis Pride	1987-90	94	136	1.45
6. Mike Enoch	1976-78	83	120	1.45
7. Mike Strayhorn	1980-83	103	148	1.44
8. Jim Moran	1998-01	107	145	1.36
9. Kurt Small	1992-95	108	144	1.33
10. Scott Whitley	1978-81	101	128	1.27

Team Records

Season Steals

Year	G	Stl.
1. 1976	28	282
2. 1980	27	240
3. 1981	28	233
4. 1977	30	219
5. 1998	27	215
6. 1992	29	213
7. 1988	29	206
8. 1978	26	191
1983	29	191
10. 1993	27	189

Steals Average

Year	G	Stl.	Avg.
1. 1976	28	282	10.07
2. 1980	27	240	8.89
3. 1981	28	233	8.32
4. 1998	27	215	7.96
5. 1978	26	191	7.35
6. 1992	29	213	7.34
7. 1977	30	219	7.30
8. 1979	26	186	7.15
9. 1988	29	206	7.10
10. 1993	27	189	7.00



Kurt Small

Season Steals

Player	Season	G	Stl.
1. Jim McDonough	1976	25	112
2. John Lowenhaupt	1976	28	58
3. Randy Bracy	1998	26	57
John Lowenhaupt	1978	26	57
5. Mike Strayhorn	1983	29	56
6. Bill Barnes	1981	28	55
7. Bill Barnes	1982	28	54
Bill Barnes	1980	27	54
9. Randy Bracy	1996	26	47
Scott Whitley	1980	26	47



Curtis Pride

Blocked Shot Records

Individual Records

Single-Game Blocked Shots

- 10 David Cully vs. George Mason (2/26/96)
- 9 David Cully vs. American (2/15/95)
- 9 David Cully at Richmond (1/24/95)
- 7 David Cully vs. Richmond (2/3/96)
- 7 David Cully at VMI (1/26/95)
- 7 David Cully vs. Siena (1/7/95)
- 7 David Cully vs. Navy (1/4/94)
- 6 David Cully at Richmond (1/10/96)
- 6 David Cully at Old Dominion (2/25/95)
- 6 David Cully vs VMI (2/9/94)



David Cully

Season Blocked Shots

Player	Season	G	Blk.
1. David Cully	1995	27	91
2. David Cully	1996	25	84
3. David Cully	1994	26	71
4. Adam Duggins	2000	28	53
5. Adam Duggins	2003	28	52
6. Todd Cauthorn	1992	29	33
Thomas Roberts	1992	29	33
8. Dennis Vail	1976	27	32
9. Carl Parker	1996	26	31
Brant Weidner	1983	29	31



Ben Blocker

Career Blocked Shots

Player	Seasons	G	Blk.
1. David Cully	1993-96	93	248
2. Adam Duggins	2000-03	100	139
3. Thomas Roberts	1990-93	111	107
4. Carl Parker	1993-96	107	95
5. Todd Cauthorn	1990-93	105	93
6. Jim Moran	1998-01	107	88
7. Brant Weidner	1980-83	111	76
8. Ben Blocker	1989-92	105	60
9. Jermaine Harmon	1996-99	79	56
10. Randy Bracy	1996-99	92	54

Season Blocked-Shot Average

Player	Season	G	Blk.	Avg.
1. David Cully	1995	27	91	3.37
2. David Cully	1996	25	84	3.36
3. David Cully	1994	26	71	2.73
4. Adam Duggins	2000	28	53	1.89
5. Adam Duggins	2003	28	52	1.86
6. Jermaine Harmon	1999	8	13	1.63
7. Carl Parker	1996	26	31	1.19
8. Dennis Vail	1976	27	32	1.19
9. Todd Cauthorn	1992	29	33	1.14
Thomas Roberts	1992	29	33	1.14

Adam Duggins

Career Blocked-Shot Average

(minimum 50 games)

Player	Seasons	G	Blk.	Avg.
1. David Cully	1993-96	93	248	2.67
2. Adam Duggins	2000-03	100	139	1.39
3. Thomas Roberts	1990-93	111	107	0.96
4. Carl Parker	1993-96	107	95	0.89
5. Todd Cauthorn	1990-93	105	93	0.89
6. Jim Moran	1998-01	107	88	0.82
7. Jermaine Harmon	1996-99	79	56	0.71
8. Brant Weidner	1980-83	111	76	0.68
9. Brian Hutt	2004-	55	37	0.67
10. David Grabuloff	1996-98	76	51	0.67

Team Records

Season Blocked Shots

Year	G	Blk.
1. 1996	26	164
2. 1995	27	153
3. 1994	27	129
4. 2000	28	122
1998	27	122
6. 1992	29	117
7. 1976	28	102
8. 2001	28	99
9. 1991	28	97
10. 1999	27	93

Season Blocked-Shot Average

Year	G	Blk.	Avg.
1. 1996	26	164	6.31
2. 1995	27	153	5.67
3. 1994	27	129	4.78
4. 1998	27	122	4.52
5. 2000	28	122	4.36
6. 1992	29	117	4.03
7. 1976	28	102	3.64
8. 2001	28	99	3.54
9. 1991	28	97	3.46
10. 1999	27	93	3.44



W&M vs. Nationally Ranked Opponents (AP)

1948-49

Feb. 5 #17 NC State L 52-66

1949-50

Jan. 12 at #9 NC State L 58-72
Feb. 7 #8 NC State W 54-50

1950-51

Dec. 21 at #17 Cincinnati L 60-89
Jan. 12 at #7 NC State L 54-61
Feb. 3 #8 NC State W 88-78

1951-52

Jan. 14 #15 Louisville L 65-93

1952-53

Jan. 13 #8 NC State L 58-62
Feb. 7 at #15 NC State L 71-101
Feb. 19 #18 Duke (ot) W 85-82

1953-54

Feb. 13 at #19 NC State L 48-65
at #8 George Washington L 58-69
Feb. 25 #11 Maryland L 55-74

1954-55

Dec. 29 vs. #9 George Washington¹ L 73-87
at #8 George Washington L 65-79
Jan. 15 at #13 Richmond L 71-92
Feb. 5 #12 Maryland L 62-67
Feb. 9 #7 NC State L 99-126
at #10 George Washington L 76-119

1955-56

Jan. 3 #4 Vanderbilt (2ot) L 80-89
Jan. 21 at #3 NC State L 71-90
at #12 North Carolina L 63-115

1956-57

Jan. 1 at #12 Tennessee L 68-81
Jan. 2 at #9 Vanderbilt L 65-80
Jan. 8 #2 North Carolina L 61-71
Jan. 14 at #15 West Virginia L 72-81
Feb. 25 at #11 West Virginia L 57-80

1957-58

Dec. 13 at #8 West Virginia² L 52-68
at #3 North Carolina L 63-79
Feb. 10 at #1 West Virginia L 68-82
March 8 vs. #2 West Virginia³ L 58-74

1959-60

Jan. 13 at #10 West Virginia L 76-88
Jan. 30 #10 West Virginia⁴ L 76-82
Feb. 27 vs. #10 West Virginia³ L 82-85

1959-60

Jan. 11 at #3 West Virginia L 74-94
Jan. 30 #4 West Virginia⁴ W 94-86
Feb. 26 vs. #7 West Virginia³ L 83-117

1960-61

March 3 vs. #8 West Virginia³ W 88-76

1962-63

Feb. 4 at #6 Georgia Tech L 49-50

1963-64

Feb. 4 #5 Davidson⁴ L 84-111

1967-68

Dec. 15 at #8 Davidson L 75-81

1969-70

Feb. 3 at #15 Davidson L 87-93
vs. #11 Davidson⁵ L 54-78



The 1959-60 team and head coach **Bill Chambers** celebrate after upsetting fourth-ranked West Virginia, 94-86, January 30, 1960 in Norfolk. The Tribe broke the Mountaineers' 56-game Southern Conference winning streak.

1970-71

Dec. 29 vs. #1 UCLA⁶ L 71-90
Feb. 11 #6 Jacksonville L 69-100

1971-72

Dec. 15 #19 Virginia L 62-82
Dec. 18 at #14 Jacksonville L 72-83

1973-74

Dec. 20 at #9 Providence L 75-105
Feb. 2 #13 Pittsburgh L 62-68

1975-76

Jan. 21 at #20 VMI L 78-84
Feb. 11 #18 Virginia Tech L 48-50
Feb. 25 #3 Rutgers L 90-100

1976-77

Dec. 8 #11 Wake Forest (ot) L 84-90
Dec. 23 at #8 UCLA L 55-59
Feb. 16 #19 VMI W 86-84

1977-78

Dec. 7 #2 North Carolina W 78-75
Feb. 20 #17 Virginia L 49-62

1978-79

Feb. 14 at #4 North Carolina L 60-85

1979-80

Jan. 29 at #11 North Carolina L 61-71

1980-81

Dec. 6 #7 Virginia L 68-88
Jan. 3 at #9 Maryland L 64-69
Feb. 18 #13 North Carolina L 55-81

1981-82

Jan. 4 at #1 North Carolina L 40-64

1983-84

Jan. 7 at #5 Maryland L 44-58
Jan. 11 at #12 Wake Forest L 53-80

1985-86

Nov. 26 #6 Duke L 61-84
Feb. 1 • #20 Richmond L 47-67

1986-87

Jan. 5 #20 Duke L 46-82
Jan. 23 • at #18 Navy L 59-82

1987-88

Jan. 4 at #9 Duke L 70-101

1988-89

Jan. 11 at #1 Duke L 38-100

1989-90

Jan. 22 #8 Duke L 76-109

1991-92

Dec. 21 vs. #24 Charlotte⁷ L 75-83
Dec. 30 at #1 Duke L 61-97

1992-93

Jan. 25 #15 Virginia (ot) L 84-93

1993-94

Dec. 1 at #12 Virginia L 71-84

1995-96

Nov. 27 at #15 Virginia L 58-87
Dec. 2 #22 Virginia Tech L 66-71

1996-97

Dec. 4 #25 Virginia L 64-75

1999-2000

Jan. 2 at #9 Duke L 55-96

2001-02

Dec. 27 at #6 Maryland L 75-103

2003-04

Jan. 3 at #15 Pittsburgh L 55-70

2004-05

Dec. 22 at #8 Kentucky L 47-92
Jan. 2 at #4 North Carolina L 66-105

• Colonial Athletic Association game

1-UR Invitational, Richmond, VA; 2-Logan, WV; 3-Southern Conference Tournament, Richmond, VA (Richmond Arena); 4-Norfolk, VA; 5-Southern Conference Tournament, Charlotte, NC; 6-Steel Bowl, Pittsburgh, PA; 7-Kauai Classic, Kauai, HI

W&M in Overtime Games

1919-20			
2/21/20	Richmond	L	39-42
1939-40			
	Washington & Lee	L	33-36
1940-41			
	Washington & Lee	W	34-32
1943-44			
1/15/44	at Richmond	W	58-55
1948-49			
	vs. George Washington ¹ (3ot)	L	74-78
1949-50			
	Hampden-Sydney	W	70-67
1950-51			
Feb. 9	at George Washington	L	62-66
1952-53			
Dec. 15	West Virginia	L	100-101
Feb. 19	#18 Duke	W	85-82
1953-54			
Feb. 20	Wake Forest	L	56-57
1955-56			
Jan. 3	#4 Vanderbilt (2ot)	L	80-89
1957-58			
March 1	Richmond (3ot)	L	67-79
1960-61			
	The Citadel	L	63-64
March 2	vs. Furman ² (3ot)	W	86-84
1963-64			
Dec. 27	vs. Eastern Kentucky ³	L	55-61
1964-65			
Feb. 27	vs. West Virginia ⁴ (2ot)	L	67-70
1968-69			
Feb. 8	Georgetown ⁵ (2ot)	W	90-84
1969-70			
Jan. 29	Virginia	L	81-87
1970-71			
Jan. 30	at Furman	W	78-71
1971-72			
Jan. 8	at Richmond (2ot)	W	73-68
Jan. 27	at Georgetown	L	79-85
1973-74			
Dec. 11	Richmond	W	73-71
Feb. 27	vs. East Carolina ⁶ (2ot)	W	75-67
1975-76			
Jan. 5	at Iona	L	64-67
1976-77			
Dec. 8	#11 Wake Forest	L	84-90
Jan. 22	at Furman	L	83-88
1978-79			
Dec. 30	vs. Richmond ⁷	L	62-64
Jan. 30	at East Carolina (2ot)	L	59-61
Feb. 8	Davidson (2ot)	W	68-62
1979-80			
Feb. 23	Old Dominion	L	69-71

1980-81			
Jan. 21	Virginia Tech (3ot)	W	48-46
Feb. 24	Virginia Commonwealth	L	67-68
1981-82			
Jan. 11	at VA Commonwealth	L	62-63
Jan. 23	Old Dominion	W	60-59
Jan. 30	at Navy	W	47-46
Feb. 2	at American	L	64-65
Feb. 25	George Mason	W	53-47
1983-84			
Jan. 21	at Navy (2ot)	L	55-60
1984-85			
Jan. 26	Richmond	L	76-82
Feb. 23	George Mason	W	74-73
1987-88			
Feb. 6	• at American	L	75-77
Feb. 10	• Navy	L	61-63
1988-89			
Nov. 26	Hampden-Sydney	L	91-92
Dec. 30	at Stetson	L	82-91
Feb. 15	• at Navy	L	70-73
1990-91			
Jan. 21	• UNC Wilmington (2ot)	L	76-78
1991-92			
Nov. 30	Navy	W	82-77
Dec. 2	Davidson	W	70-69
Dec. 4	UNC Greensboro	L	73-79
Jan. 25	• at UNC Wilmington	L	64-68
Feb. 1	• at Old Dominion	L	92-102

1992-93			
Dec. 1	at UNC Greensboro (2ot)	W	81-76
Dec. 5	The Citadel	W	72-68
Jan. 25	#15 Virginia	L	84-93

1997-98			
Dec. 28	at Wichita State ⁸	L	74-76

1998-99			
Dec. 2	at The Citadel	L	59-62

1999-2000			
Nov. 28	vs. Oral Roberts ⁹	W	82-76
Jan. 5	• George Mason	W	85-82

2000-01			
March 3	vs. Old Dominion ¹⁰	L	47-53

2001-02			
Jan. 18	• VCU (2ot)	W	88-83

2003-04			
Dec. 4	• UNC Wilmington	W	67-66
Jan. 21	• at Delaware	L	82-93

2004-05			
Jan. 22	• Virginia Commonwealth	L	77-79
Feb. 12	• George Mason (2ot)	L	99-104

• Colonial Athletic Association game

1-Southern Conference Tournament, Durham, NC; 2-Southern Conference Tournament, Richmond, VA (Richmond Arena); 3-Watauga Invitational, Johnson City, TN; 4-Southern Conference Tournament, Charlotte, NC; 5-Fort Eustis; 6-Southern Conference Tournament, Richmond, VA (Richmond Coliseum); 7-TD Invitational Tournament, Richmond, VA (Richmond Coliseum); 8-Cessna Classic, Wichita, KS; 9-United Airlines Tip-Off Tournament, Honolulu, HI (Stan Sherriff Center); 10-CAA Tournament, Richmond, VA (Richmond Coliseum)



Students stormed the court to celebrate with the Tribe players after William and Mary opened Colonial Athletic Association play in 2003-04 with a thrilling, 67-66, overtime win over two-time defending conference champion UNC Wilmington.

W&M in One-Point Games

1905-06
Hampton Industrial L 6-7

1908-09
Brambleton A.C. W 26-25

1918-19
Hampden-Sydney W 18-17
Feb. 15 Richmond W 20-19

1919-20
Union Theo. Sem. W 28-27

1923-24
at Virginia Tech L 29-30

1925-26
High Point L 24-25
Roanoke W 35-34
Georgetown W 26-25
Guilford W 24-23

1927-28
George Washington L 33-34
Steven's Tech W 30-29

1930-31
at VMI W 29-28

1931-32
at Virginia L 32-33

1932-33
at St. John's L 24-25
Georgia L 32-33

1933-34
Roanoke W 41-40

1937-38
Virginia W 41-40

1939-40
at The Citadel L 35-36
Virginia W 29-28

1940-41
Virginia L 40-41

1941-42
VMI W 33-32
at NC State¹ L 53-54

1942-43
at Washington & Lee W 34-33

1945-46
Jan. 19 at Richmond L 38-39

1947-48
Dec. 8 at Furman L 50-51
Hampden-Sydney L 36-37
at VMI W 53-52

1950-51
Dec. 22 at Charleston (WV) W 55-54

1951-52
Dec. 12 at Maryland L 53-54

1952-53
Dec. 17 West Virginia (ot) L 100-101
at Virginia Tech L 74-75

1953-54
Feb. 20 Wake Forest (ot) L 56-57

1955-56
Dec. 8 at Maryland L 51-52

1957-58
March 7 vs. George Washington² W 57-56

1958-59
Feb. 9 Virginia Tech W 59-58
Furman L 70-71

1950-60
at VMI W 79-78
Dec. 11 vs. Duquesne³ L 52-53
Virginia Tech L 91-92

1960-61
The Citadel (ot) L 63-64

1961-62
Jan. 2 at Furman L 76-77

1962-63
Dec. 17 Furman L 55-56
Feb. 4 at #6 Georgia Tech L 49-50

1963-64
Jan. 11 at Richmond L 52-53

1964-65
Dec. 11 Furman (ot) L 64-65

1967-68
Jan. 10 East Carolina L 70-71

1968-69
Jan. 30 at VMI L 71-72

1970-71
Dec. 1 vs. Richmond⁴ W 69-68

1973-74
Jan. 29 Rutgers L 75-76

1974-75
Dec. 17 Davidson W 76-75
Dec. 21 Wake Forest W 59-58
Feb. 19 VMI W 67-66

1976-77
Feb. 19 Richmond L 77-78

1977-78
Nov. 25 vs. VA Commonwealth⁵ W 55-54
Dec. 10 vs. Montana⁶ W 61-60
Dec. 28 at Stetson⁷ W 61-60
Jan. 17 at East Carolina W 77-76
Jan. 28 at Old Dominion L 63-64
Feb. 15 VMI L 59-60

1978-79
Jan. 6 James Madison L 55-56
Feb. 1 Roanoke W 44-43
Feb. 24 Old Dominion L 56-57

1979-80
Dec. 5 West Virginia W 63-62
Dec. 27 vs. Iowa State⁸ L 55-56
Jan. 19 Richmond W 82-81
Jan. 24 Temple L 55-56
Feb. 26 Richmond⁹ W 78-77

1980-81
Feb. 21 Old Dominion L 59-60
Feb. 24 VA Commonwealth (ot) L 67-68

1981-82
Jan. 11 at VA Commonwealth (ot) L 62-63

Jan. 23 Old Dominion (ot) W 60-59
Jan. 30 at Navy (ot) W 47-46
Feb. 2 at American (ot) L 64-65
Feb. 20 James Madison L 55-56

1982-83
Dec. 11 at Temple¹⁰ L 61-62
Jan. 8 at George Mason W 47-46
Jan. 31 VA Commonwealth L 49-50
Feb. 12 Old Dominion L 42-43

1983-84
Jan. 23 at Drexel L 59-60

1984-85
Dec. 5 Virginia W 54-53
Jan. 21 Lafayette W 58-57
Jan. 23 at George Mason W 63-62
Feb. 23 George Mason (ot) W 74-73

1985-86
Jan. 18 • at James Madison L 58-59

1986-87
Jan. 19 • George Mason L 49-50
Feb. 23 • American L 69-70

1987-88
March 5 vs. American¹¹ W 76-75

1988-89
Nov. 26 Hampden-Sydney (ot) L 91-92

1989-90
Nov. 27 Davidson W 80-79
Jan. 24 • UNC Wilmington L 75-76
Feb. 21 • at UNC Wilmington W 65-64

1990-91
Nov. 27 at Davidson W 59-58

1991-92
Dec. 2 Davidson (ot) W 70-69

1992-93
Jan. 20 • at Richmond L 53-54
Jan. 30 • Old Dominion L 80-81

1994-95
Jan. 14 • at American W 70-69

1995-96
Jan. 10 • at Richmond L 79-78

1996-97
Feb. 24 • East Carolina L 58-59

1997-98
Feb. 11 • James Madison W 53-52
Feb. 16 • at George Mason (ot) W 81-80

1998-99
Dec. 5 • Richmond W 56-55

2002-03
Nov. 24 Radford L 63-64
Nov. 26 at Liberty L 61-62

2003-04
Dec. 4 • UNC Wilmington (ot) W 67-66

• Colonial Athletic Association Games
1-Southern Conference Tournament, Raleigh, NC; 2-Southern Conference Tournament, Richmond, VA (Richmond Arena); 3-Steel Bowl, Pittsburgh, PA; 4-Big 5 Tournament, Hampton, VA; 5-Spider Classic, Richmond, VA; 6-Cougar Classic, Provo, UT; 7-Tangerine Bowl; 8-Gator Bowl Tournament, Jacksonville, FL (Swisher Gymnasium); 9-ECAC South Tournament, Williamsburg, VA; 10-The Palestra; 11-CAA Tournament, Hampton, VA (Hampton Coliseum).

W&M in 100-Point Games

W&M 100-Point Games

1943-44			
	vs. Camp Peary	W	100-18

1952-53			
12/15/52	West Virginia (ot)	L	100-101
2/14/53	Virginia	W	105-84

1954-55			
12/4/54	at Furman	W	103-101
	Hampden-Sydney	W	108-76
	Virginia Tech	W	105-73

1955-56			
12/28/55	vs. Rhode Island ¹	W	100-96

1958-59			
	Washington & Lee	W	109-62

1959-60			
2/6/60	Furman	W	101-68

1960-61			
	Hampden-Sydney	W	113-75
2/25/61	Richmond	W	105-84

1961-62			
2/17/62	VMI	W	102-84

1966-67			
1/11/67	Hampden-Sydney	W	100-78

1969-70			
1/26/70	Furman	W	107-87

1970-71			
2/27/71	Richmond	W	103-82

1971-72			
12/4/71	Furman	W	110-91

1973-74			
12/1/73	Appalachian State	W	100-63

1975-76			
1/10/76	Washington College	W	105-60
2/21/76	at Richmond	W	107-102

1976-77			
11/29/76	Christopher Newport	W	105-51

1979-80			
12/10/79	St. Mary's	W	104-67
2/14/80	Bluefield	W	101-48

1980-81			
2/26/81	St. Mary's	W	105-69

1981-82			
11/27/81	Elizabethtown	W	101-54

1983-84			
2/1/84	Virginia Wesleyan	W	107-73

1992-93			
12/22/92	Shenandoah	W	102-74
2/20/93	at UNC Wilmington	W	103-85

1993-94			
2/27/94	• George Mason	W	116-94

1995-96			
11/29/95	Marymount	W	100-67

1998-99			
12/22/98	vs. Elon ²	W	101-69

• Colonial Athletic Association game
1-UR Invitational, Richmond, VA; 2-Stanford Invitational, Stanford, CA



Matt Verkey scored a career-high 32 points and knocked down a school-record nine three pointers in W&M's 116-94 win over George Mason on February 27, 1995. The 116 points scored by the Tribe is a school record, as is the combined total of 210 points.

Opponent 100-Point Games

1952-53			
12/15/52	West Virginia (ot)	L	100-101
2/7/53	at #15 North Carolina State	L	71-101

1953-54			
12/12/53	at Duke	L	44-109

1954-55			
12/1/54	North Carolina State	L	97-111
12/4/54	at Furman	W	103-101
12/17/54	at Seton Hall	L	89-109
2/9/55	#7 North Carolina State	L	99-126
1954-55	at #10 George Washington	L	76-119

1955-56			
2/4/56	at Furman	L	85-109
	at #12 North Carolina	L	63-115
2/13/56	at West Virginia	L	90-105

1959-60			
2/26/60	vs. #7 West Virginia ¹	L	83-117

1960-61			
12/30/60	at Richmond ²	L	87-101

1961-62			
	at Virginia Tech	L	65-104

1963-64			
2/4/64	#5 Davidson	L	84-111

1967-68			
12/18/67	at Wake Forest	L	79-108
2/24/68	at Richmond	L	81-108
2/29/68	vs. Davidson ³	L	68-107

1968-69			
12/21/68	vs. Richmond ⁴	L	62-106

1969-70			
12/3/69	at West Virginia	L	80-106

1970-71			
12/5/70	North Carolina	L	72-101
12/17/70	at Virginia	L	87-107
1/28/71	at Loyola (LA)	L	87-118
2/11/71	#6 Jacksonville	L	69-100

1972-73			
11/25/72	at Furman	L	90-112
11/27/72	Jacksonville	L	94-103
1/3/73	Davidson	L	88-102
1/27/73	at Cincinnati	L	68-110
1/29/73	at Virginia Tech	L	92-127

1973-74			
12/20/73	at #9 Providence	L	75-105

1974-75			
2/12/75	at Virginia Tech	L	75-101

1975-76			
1/28/76	at Virginia Tech	L	79-105
2/21/76	at Richmond	W	107-102
2/25/76	#3 Rutgers	L	90-100

1987-88			
1/4/88	at #9 Duke	L	70-101

1988-89			
1/11/89	at #1 Duke	L	38-100

1989-90			
12/29/89	vs. Northwestern ⁵	L	78-103
1/22/90	#8 Duke	L	76-109

1991-92			
2/1/92	• at Old Dominion	L	92-102

1993-94			
2/2/94	• at Old Dominion	L	72-105
2/5/94	• Richmond	L	73-105

1995-96			
2/10/96	• at American	L	66-100

2001-02			
12/27/01	at #6 Maryland	L	75-103

2004-05			
1/2/05	at #4 North Carolina	L	66-105
2/12/05	• George Mason	L	99-104

• Colonial Athletic Association game
1-Southern Conference Tournament, Richmond, VA (Richmond Arena); 2-UR Invitational, Richmond, VA; 3-Southern Conference Tournament, Charlotte, NC; 4-Big 5 Tournament, Salem, VA; 5-Music City Invitational Tournament, Nashville, TN (Memorial Gym)

W&M Hall Records/Kraze Award

Points

Individual

- 40 Anton Gill (East Carolina) vs. W&M (1/19/94)
- 36 Mit Winter (W&M) vs. JMU (2/24/01)
- Lamont Strothers (CNU) vs. W&M (12/22/88)
- 35 Mike Arizin (W&M) vs. Richmond (12/11/73)
- Henry Williams (Jacksonville) vs. W&M (11/27/72)
- Tom Jasper (W&M) vs. Georgetown (12/7/70)

Team

- 116 W&M vs. George Mason (2/27/95)

Both Teams

- 210 W&M (116) vs. George Mason (94) (2/27/95)

Fewest Points

- 32 Christopher Newport vs W&M (11/30/81)

Fewest Points - Both Teams

- 80 W&M (38) vs. Princeton (42) (1/26/77)

Field Goals

Individual

- 15 Henry Williams (Jacksonville) vs. W&M (11/27/72)
- Tom Jasper (W&M) vs. Georgetown (12/7/70)

Team

- 43 W&M vs. George Mason (2/27/95)

Field Goal Attempts

Individual

- 26 Tom Jasper (W&M) vs. Georgetown (12/7/70)

Team

- 97 George Mason vs. W&M (2/26/96)

Three-Point Field Goals

Individual

- 9 Matt Verkey (W&M) vs. GMU (2/27/95)

Team

- 14 W&M vs. Liberty (11/23/03)
- Virginia Commonwealth vs. W&M (1/18/03)
- W&M vs. George Mason (2/27/95)

Three-Point Field Goal Attempts

Individual

- 13 Emanuel Mathis (VCU) vs. W&M (1/18/03)
- Matt Verkey (W&M) vs. GMU (2/27/95)

Team

- 40 Virginia Commonwealth vs. W&M (1/18/03)

Free Throws

Individual

- 17 Mit Winter (W&M) vs. JMU (2/24/01)

Team

- 38 Duke vs. W&M (1/22/90)
- W&M vs. Davidson (1/3/73)

Fewest - Team

- 0 W&M vs. Albright (11/21/98)
- W&M vs. Iona (2/14/74)

Free Throw Attempts

Individual

- 18 Thomas Roberts (W&M) vs. GMU (1/11/92)

Team

- 47 W&M vs. Davidson (1/3/73)

Fewest - Team

- 0 W&M vs. Iona (2/14/74)

Rebounds

Individual

- 26 David Cully (W&M) vs. VMI (1/17/96)

Team

- 67 W&M vs. Marymount (11/29/95)

Assists

Individual

- 15 Scott Coval (W&M) vs. GMU (2/23/85)

Team

- 33 W&M vs. George Mason (2/27/95)

Steals

Individual

- 8 Rod Musselman vs. Washington College (1/10/76)

Blocks

Individual

- 10 David Cully (W&M) vs. GMU (2/15/95)

Team

- 17 W&M vs. George Mason (2/26/96)

Personal Fouls

Individual

- 6 Josh Clark (VCU) vs. W&M (1/12/02)

Team

- 32 Davidson vs. W&M (1/3/73)

The Kraze Award



John Kratzer, captain of William and Mary's 1977-78 men's basketball team, received the inaugural United States Basketball Writers Association Most Courageous Athlete award. After lettering his first two years at forward, Kratzer was diagnosed with cancer and battled the disease for three more years. Throughout the ordeal, John never lost his sense of humor and continued to be the player who kept the team loose and served as an inspiration. "Kraze" attended practices and sat on the bench his senior year, playing a major role in W&M's 78-75 win over No. 2 North Carolina on December 7, 1977. Through it all, John's warmth, cheerfulness and courage touched countless people.

The "Kraze Award" is William and Mary basketball's most coveted award. Recipients over the past years include:

- | | |
|------|------------------|
| 1993 | Brendan Connor |
| 1995 | Carl Parker |
| 1996 | Carl Parker |
| 1997 | Shaka Arnold |
| 1998 | Terence Jennings |
| 1999 | Jim Moran |
| 2000 | James Haunty |
| 2001 | Brian Brown |
| 2002 | Cody Carbaugh |
| 2003 | Sherman Rivers |
| 2004 | Zeb Cope |

Series Records

Air Force	2-0 (1.000)	Iowa State	0-1 (.000)	St. Andrew's	1-0 (1.000)
Akron	2-0 (1.000)	Jacksonville	1-7 (.125)	St. Francis (NY)	2-0 (1.000)
Alabama-Birmingham	0-1 (.000)	James Madison	26-39 (.400)	St. Francis (PA)	1-1 (.500)
Alaska	0-1 (.000)	John Carroll	0-1 (.000)	St. John's	1-4 (.200)
Albright	2-0 (1.000)	Johns Hopkins	1-1 (.500)	St. John's (Annapolis)	1-0 (1.000)
American	11-34 (.244)	Kentucky	0-1 (.000)	St. Joseph's	0-2 (.000)
American International	1-0 (1.000)	Lafayette	4-3 (.571)	St. Mary's	3-0 (1.000)
Appalachian State	5-1 (.833)	La Salle	0-1 (.000)	Samford	0-1 (.000)
Apprentice School	8-1 (.889)	Lebanon Valley	1-0 (1.000)	Santa Clara	0-1 (1.000)
Arizona State	0-1 (.000)	Lehigh	3-1 (.750)	Seton Hall	2-6 (.250)
Arkansas State	1-0 (1.000)	Lenoir-Rhyne	2-0 (1.000)	Shenandoah	1-0 (1.000)
Army	2-2 (.500)	Liberty	1-1 (.500)	Siena	1-1 (.500)
Auburn	1-0 (1.000)	Lock Haven	1-0 (1.000)	South Carolina	1-3 (.250)
Baltimore	2-1 (.667)	Longwood	1-0 (1.000)	Southern Methodist	0-1 (.000)
Baylor	0-1 (.000)	Louisiana Tech	0-1 (.000)	Stanford	0-1 (.000)
Bluefield	1-0 (1.000)	Louisville	0-2 (.000)	Stetson	3-2 (.600)
Boston College	0-1 (.000)	Loyola (LA)	1-1 (.500)	Steven's Tech	2-2 (.500)
Boston University	1-2 (.333)	Loyola (MD)	4-5 (.444)	Temple	2-3 (.400)
Bowling Green	0-1 (.000)	Lynchburg	8-1 (.889)	Tennessee	2-4 (.333)
Bradley	0-2 (.000)	Maine	First Meeting	Texas	0-2 (.000)
Bridgewater	12-0 (1.000)	Manhattan	1-1 (.500)	TCU	0-1 (.000)
Cal State Fullerton	1-0 (1.000)	Marshall	1-0 (1.000)	UTEP	0-2 (.000)
UCLA	0-2 (.000)	Maryland	8-22 (.267)	Texas Southern	1-0 (1.000)
UC Santa Barbara	1-0 (1.000)	Maryland Baltimore County	First Meeting	Texas Tech	0-2 (.000)
Campbell	5-2 (.714)	Marymount	2-0 (1.000)	Toledo	0-1 (.000)
Catholic	5-3 (.625)	Massachusetts	0-1 (.000)	Towson	9-5 (.643)
Centenary (NJ)	1-0 (1.000)	Memphis State	0-1 (.000)	Tulsa	0-1 (.000)
Central Florida	0-1 (.000)	Merchant Marine Academy	0-1 (.000)	Vanderbilt	0-4 (.000)
Charleston (WV)	4-1 (.800)	Miami (FL)	0-1 (.000)	Villanova	0-5 (.000)
Charleston Southern	2-0 (1.000)	Miami (OH)	0-4 (.000)	Virginia	29-49 (.372)
Charlotte	0-1 (.000)	Millersville	1-0 (1.000)	Virginia Commonwealth	10-25 (.286)
Christopher Newport	13-0 (1.000)	Milligan College	1-0 (1.000)	Virginia Military Institute	76-39 (.661)
Cincinnati	0-6 (.000)	Montana	1-0 (1.000)	Virginia Tech	41-75 (.353)
The Citadel	30-22 (.577)	Morgan State	1-0 (1.000)	Virginia Wesleyan	6-0 (1.000)
Clemson	2-2 (.500)	Muhlenberg	1-0 (1.000)	Wagner	2-0 (1.000)
Colby	1-0 (1.000)	Murray State	2-0 (1.000)	Wake Forest	11-33 (.250)
Colorado State	1-0 (1.000)	Navy	19-38 (.333)	Washington College	2-0 (1.000)
Columbia	1-1 (.500)	UNLV	0-1 (.000)	Washington & Lee	27-26 (.509)
Connecticut	0-1 (.000)	New Hampshire	2-0 (1.000)	Western Maryland	1-0 (1.000)
Davidson	27-21 (.563)	New Mexico	0-2 (.000)	West Virginia	9-36 (.200)
Delaware	6-11 (.353)	New Mexico State	0-1 (.000)	Wichita State	0-1 (.000)
Delaware Valley	1-0 (1.000)	New Orleans	0-1 (.000)	Winthrop	0-2 (.000)
Detroit	0-1 (.000)	City College of New York	1-0 (1.000)	Wofford	1-1 (.500)
Dickenson	1-0 (1.000)	New York University	0-1 (.000)	Xavier	0-2 (.000)
Drexel	2-11 (.154)	Norfolk State	1-0 (1.000)		
Duke	3-27 (.100)	North Carolina	3-17 (.150)		
Duquesne	0-2 (.000)	UNC Greensboro	5-4 (.556)		
East Carolina	42-37 (.532)	North Carolina State	5-22 (.185)		
East Tennessee State	1-0 (1.000)	North Carolina Wesleyan	5-0 (1.000)		
Eastern Connecticut	1-0 (1.000)	UNC Wilmington	14-31 (.311)		
Eastern Kentucky	1-1 (.500)	North Texas	1-0 (1.000)		
Elizabethtown	1-0 (1.000)	Northern Iowa	0-1 (.000)		
Elon	5-0 (1.000)	Northeastern	First Meeting		
Emory and Henry	5-4 (.556)	Northwestern	1-1 (.500)		
Evansville	1-1 (.500)	Notre Dame	0-1 (.000)		
Fairfield	0-1 (.000)	Old Dominion	14-52 (.212)		
Florida Southern	3-0 (1.000)	Oral Roberts	1-0 (1.000)		
Fordham	1-3 (.250)	Pace	2-0 (1.000)		
Furman	26-24 (.520)	Pennsylvania	0-2 (.000)		
Gallaudet	1-0 (1.000)	Pensacola	1-0 (1.000)		
George Mason	25-29 (.463)	Pittsburgh	5-8 (.385)		
George Washington	26-37 (.413)	Portland	0-1 (.000)		
Georgetown	4-5 (.444)	Pratt	1-0 (1.000)		
Georgia	0-2 (.000)	Princeton	0-3 (.000)		
Georgia State	First Meeting	Providence	0-1 (.000)		
Georgia Tech	1-6 (.143)	Purdue	0-1 (.000)		
Guilford	6-2 (.750)	Queens	1-0 (1.000)		
Hampden-Sydney	54-15 (.783)	Radford	2-2 (.500)		
Hampton	6-4 (.600)	Randolph-Macon	40-22 (.645)		
Hartford	1-0 (1.000)	Rhode Island	1-1 (.500)		
Haverford	1-0 (1.000)	Rice	0-2 (.000)		
Hawaii	0-2 (.000)	Richmond	95-96 (.497)		
High Point	1-2 (.333)	Rider	1-0 (1.000)		
Hofstra	2-7 (.222)	Roanoke	20-8 (.714)		
Holy Cross	0-3 (.000)	Robert Morris	1-0 (1.000)		
Illinois	0-1 (.000)	Rollins	1-0 (1.000)		
Iona	1-2 (.333)	Rutgers	0-5 (.000)		



Nathan Mann

Game-by-Game Results

William and Mary game-by-game results for every season since 1906. W&M was a member of the Southern Conference from the 1937 through 1977 seasons. From 1978 until 1985 the College's basketball team played as a member of the ECAC South. W&M has been a member of Colonial Athletic Association since the 1986 season.

• Indicates CAA game.

1905-06

Record: 4-1

Hampton Industrial	L	6-7
Hampton A.	W	14-10
Virginia (forfeit)	W	2-0
Hampton Industrial	W	21-14
Newport News YMCA	W	22-19

1906-07

Record: 1-4

Hampton A.C.	L	8-31
Newport News YMCA	L	10-18
Newport News YMCA	L	10-18
Portsmouth YMCA	L	13-49
Richmond YMCA	W	38-17

1907-08

Record: 1-4

Virginia	L	21-36
Union Theo. Sem.	L	19-26
Randolph-Macon	W	34-22
Newport News YMCA	L	19-65
at Virginia	L	8-30

1908-09

Record: 7-3

Brambleton A.C.	W	46-34
at Virginia	L	19-25
Newport News YMCA	L	26-32
Brambleton A.C.	W	26-25
Randolph-Macon	W	34-24
vs. Virginia 1	L	28-32
Port Norfolk A.C.	W	85-0
Randolph-Macon	W	49-16
Newport News YMCA	W	35-21
Hampton YMCA	W	30-17

1-Richmond, VA

1909-10

Record: 1-3

at Virginia	L	16-36
Fredericksburg	W	20-17
Randolph-Macon	L	16-19
Randolph-Macon	L	28-38

1910-11

Record: 3-1

Randolph-Macon	W	25-16
Randolph-Macon	L	14-16
Hampden-Sydney	W	24-20
Hampden-Sydney	W	41-13

1911-12

Record: 2-5

Duke	L	16-53
North Carolina	L	22-30
Wake Forest	L	4-31
Fredericksburg	W	50-5
Med. Coll. of Virginia	W	41-2
Randolph-Macon	L	13-26
Randolph-Macon	L	11-42

1912-13

Record: 8-1

Richmond Howitzers	W	26-18
Richmond Howitzers	W	35-31
Richmond	W	34-15
Fredericksburg	W	23-15
Randolph-Macon	W	42-25
John Marshall A.C.	W	27-14
Hampden-Sydney	W	43-14
Randolph-Macon	L	23-33
Hampden-Sydney	W	39-23

1913-14

Record: 3-6

Lynchburg	W	42-14
Union Theo. Sem.	L	7-23
Richmond Howitzers	L	29-40
F18 Richmond	W	32-26
Hampden-Sydney	W	38-28
Randolph-Macon	L	11-23
Randolph-Macon	L	33-39
Hampden-Sydney	L	27-34
M4 at Richmond	L	15-31

1914-15

Record: 5-8

Richmond Howitzers	L	16-37
Fort Monroe 58th Co.	W	55-18
U.S.S. Utah	L	30-45
Newport News YMCA	W	28-21
Randolph-Macon	L	7-31
F13 at Richmond	L	17-22
Randolph-Macon	L	26-40
Norfolk Seminary	L	25-65
VMI	L	13-24
Staunton Military	L	16-35
Hampden-Sydney	W	40-23
M 3 Richmond	W	29-27
Hampden-Sydney	W	42-35

1915-16

Record: 7-4

Union Theo. Sem.	L	35-38
Richmond Howitzers	W	59-30
Richmond Blues	W	56-25
F9 Richmond	W	38-33
F16 at Richmond	W	33-22
Randolph-Macon	W	24-22
Hampden-Sydney	W	41-30
Randolph-Macon	L	23-31
Hampden-Sydney	W	25-15
Delaware	L	33-37
VMI	L	18-45

1916-17

Record: 4-9

Union Theo. Sem.	W	30-12
Randolph-Macon	W	29-22
F7 Richmond	L	16-28
Hampden-Sydney	L	16-39
F21 at Richmond	L	17-37
Randolph-Macon	L	12-21
Fairmont A.C.	W	37-23
Hampden-Sydney	L	23-35
Parkhill A.C.	L	24-29
Lynchburg A.C.	W	45-15
Roanoke	L	8-54
Virginia Tech	L	10-39
VMI	L	20-42

1917-18

Record: 6-11

Richmond YMCA	L	32-44
Norfolk Naval Base	L	18-34
Norfolk Naval Base	L	14-39
Newport News YMCA	W	51-29
Newport News YMCA	W	51-17
Parkview A.C.	L	19-35
Randolph-Macon	L	14-37
Lynchburg A.C.	L	20-53
VMI	L	24-53
Washington & Lee	L	25-27
Virginia Christian A.C.	W	34-17
Richmond YMCA	L	21-63
F13 Richmond	W	34-25
Hampden-Sydney	W	27-13
Randolph-Macon	W	37-22
Hampden-Sydney	L	15-27
F27 at Richmond	L	30-46

1918-19

Record: 3-6

Randolph-Macon	L	12-35
F8 at Richmond	W	33-17
Hampden-Sydney	W	18-17
F15 Richmond	W	20-19
Randolph-Macon	L	22-40
Hampden-Sydney	L	17-33
VMI	L	6-66
Washington & Lee	L	9-67
Roanoke	L	6-87

1919-20

Record: 5-7

Med. Coll. of Virginia	L	13-35
Randolph-Macon	L	38-50
F11 at Richmond	W	22-20
Hampden-Sydney	L	16-24
Hampden-Sydney	W	32-23
F21 Richmond (ot)	L	39-42
Randolph-Macon	L	14-41
Church Hill A.C.	L	24-49
Med. Coll. of Virginia	L	19-52
Union Theo. Sem.	W	28-27
Fort Monroe	W	37-27
Union Theo. Sem.	W	47-20

1920-21

Record: 8-3

at Hampton Legion	W	41-22
at Geo. Washington	L	32-40
at Virginia	L	15-46
Parkview A.C. Ports.	L	23-34
at New. News YMCA	W	25-18
Randolph-Macon	W	53-26
Camp Eustis	W	41-17
F12 Richmond	W	45-20
at Med. Coll. of VA	W	36-26
at Randolph-Macon	W	28-14
F22 at Richmond	W	38-23

1921-22

Record: 10-2

Fort Monroe	W	22-15
New. News Shipyard	W	55-16
at Geo. Washington	W	21-14
at Gallaudet	W	43-31
Bridgewater	W	38-21
at Randolph-Macon	W	43-20
at Virginia	L	20-36
Camp Eustis	W	39-14
Hampden-Sydney	W	27-12
Union Theo. Sem.	W	51-11
F4 Richmond	W	26-13
F18 at Richmond	L	20-22

1922-23

Record: 8-4

Wake Forest	L	33-38
Richmond Blues	W	24-10
at Randolph-Macon	W	29-11
at Virginia	L	19-35
J27 at Richmond	L	15-31
Fort Eustis	W	34-20
New. News Shipyard	L	34-41
Hampden-Sydney	W	43-11
George Washington	W	36-21
Lenoir-Rhyne	W	49-19
Randolph-Macon	W	39-17
F24 Richmond	W	32-22

1923-24

Record: 7-13

Fort Eustis	W	31-7
Newport News YMCA	W	29-15
Med. Coll. of Virginia	W	25-13
Randolph-Macon	W	47-15
Wake Forest	L	28-30
Union Theo. Sem.	L	24-26
Richmond Blues	L	38-43
Virginia	W	25-22
at Richmond	L	20-32
at VMI	L	20-38

at Washington & Lee	L	16-39
at Virginia Tech	L	29-30
at Roanoke	L	27-47
at Lynchburg	L	27-29
at Norfolk Naval Base	W	25-18
Wake Forest	L	30-38
at Guilford	L	31-35
at Elon	W	25-10
at Greensboro YMCA	L	30-39
North Carolina	L	16-54

1924-25

Record: 11-6

Randolph-Macon	W	38-28
Newport News YMCA	W	32-25
Virginia Boat Club	W	32-22
Richmond Blues	L	29-31
J23 at Richmond	L	33-42
Randolph-Macon	W	32-18
Med. Coll. of Virginia	W	62-22
Stephen's Tech	L	25-31
Guilford	W	31-20
F5 Duke	W	23-15
Elon	W	27-16
Wake Forest	L	24-35
F11 Duke	L	16-21
Elon	W	27-16
Guilford	W	24-20
Bridgewater	W	43-20
F25 Richmond	L	26-27

1925-26

Record: 9-8

Med. Coll. of Virginia	W	36-21
Fort Monroe	W	43-30
Union Theo. Institute	W	41-16
Wake Forest	L	19-37
J15 Richmond	L	19-30
St. John's	W	29-18
High Point	L	24-25
Stevens Tech	L	19-39
Roanoke	W	35-34
St. John's	L	21-36
Catholic	L	8-57
George Washington	L	31-39
Georgetown	W	26-25
Guilford	W	24-23
M2 Richmond	L	23-30
Randolph-Macon	W	23-17
Randolph-Macon	W	29-17

1926-27

Record: 7-8

Med. Coll. of Virginia	W	18-12
Lynchburg	L	19-22
at Washington & Lee	L	25-34
at Roanoke	L	25-32
at Randolph-Macon	W	25-20
J18 at Richmond	L	18-20
Lynchburg	W	26-18
Steven's Tech	W	30-23
Emory and Henry	L	23-34
George Washington	L	14-22
at Georgetown	L	17-40
at Catholic	L	19-65
St. John's (Annapolis)	W	36-29
Randolph-Macon	W	27-19
F26 Richmond	W	25-14

1927-28

Record: 16-4

Med. Coll. of Virginia	W	40-17
Catholic	W	24-17
Med. Coll. of Virginia	W	40-17
Catholic	L	24-36
D17 at Navy	L	20-48
Roanoke	W	35-23
Lynchburg	W	48-18
George Washington	L	33-34
J17 Richmond	W	25-22
Emory and Henry	W	23-16
Steven's Tech	W	30-29
Wake Forest	W	48-24

Game-by-Game Results

F4	Richmond	W	41-27
	Guilford	W	28-25
	Wake Forest	W	42-28
	Elon	W	36-28
	Guilford	L	23-33
	Hampden-Sydney	W	36-26
	Lynchburg	W	55-24
	Brooklyn Polytech	W	50-19

1928-29
Record: 9-11

	at Johns Hopkins	L	23-28
	at Catholic	W	24-16
D19	at Navy	L	19-33
D20	at Maryland	L	21-30
	Richmond YMCA	L	15-22
	Med. Coll. of Virginia	W	26-13
	Hampden-Sydney	L	24-26
	Roanoke	W	24-21

J19	at Richmond	L	32-36
	at Washington & Lee	L	19-47
	at VMI	L	19-32
	at Roanoke	L	21-25
	Randolph-Macon	L	33-42
	Bridgewater	W	35-19
	Lynchburg	W	36-23
	Emory and Henry	L	16-20
	Hampden-Sydney	W	26-23
	at Med. Coll. of VA	W	35-23
	Randolph-Macon	W	28-23
F21	Richmond	W	34-30

1929-30
Record: 16-6

D13	at Maryland	L	23-27
D14	at Navy	L	19-30
D18	at Delaware	W	38-22
	at Princeton	L	18-25
	at Hampden-Sydney	W	35-17
	Randolph-Macon	L	20-38
	at Virginia	W	33-17
J18	Richmond	W	31-22
	Med. Coll. of Virginia	W	43-21
	at Washington & Lee	L	33-52
	at VMI	W	40-22
	at Virginia Tech	L	32-44
	at Roanoke	W	35-11
	at Bridgewater	W	39-13
	Emory and Henry	W	34-25
	Bridgewater	W	51-24
	Roanoke	W	53-22
	Savage Normal	W	34-23
F22	at Richmond	W	34-22
	at Randolph-Macon	W	32-30
	Lynchburg	W	46-20
	Hampden-Sydney	W	41-22

1930-31
Record: 13-4

	Fort Eustis	W	37-27
D10	at Navy	L	30-32
	Emory and Henry	W	40-16
	at Virginia	L	34-36
	at Hampden-Sydney	W	31-21
	Med. Coll. of Virginia	W	48-22
	Randolph-Macon	L	24-28
F9	Richmond	W	48-38
	at Bridgewater	W	30-27
	at Washington & Lee	L	31-44
	at Roanoke	W	40-21
	at VMI	W	29-28
	Bridgewater	W	33-25
F21	Richmond	W	40-10
	Roanoke	W	49-25
	Hampden-Sydney	W	38-26
	Randolph-Macon	W	39-27

1931-32
Record: 13-6

	at Virginia	L	32-33
	at NC State	L	19-23
J9	at Duke	L	20-28
	Roanoke	W	45-28

	Lenoir-Rhyne	W	52-21
	Hampden-Sydney	L	26-31
	George Washington	L	35-37
F6	Richmond	W	31-22
	Hampden-Sydney	W	42-33
	Bridgewater	W	37-31
	at Washington & Lee	L	17-31
	at Roanoke	W	30-26
	at VMI	W	28-10
	Emory and Henry	W	26-19
	at Randolph-Macon	W	41-26
	Lynchburg	W	44-26
F20	at Richmond	W	47-33
	Randolph-Macon	W	31-28
	Bridgewater	W	49-29

1932-33
Record: 13-5

D14	at Navy	L	46-57
	at St. John's	L	24-25
	Roanoke	W	36-26
	at Virginia	L	35-45
	at Hampden-Sydney	W	26-23
	at Randolph-Macon	W	32-27
	Lynchburg	W	39-32
	Guilford	W	45-20
F4	at Richmond	W	49-25
	Georgia	L	32-33
	at Bridgewater	W	47-20
	at Washington & Lee	L	36-52
	VMI	W	27-21
	Bridgewater	W	51-13
	Emory and Henry	W	32-25
	Hampden-Sydney	W	27-23
	Randolph-Macon	W	38-27
F23	Richmond	W	40-37

1933-34
Record: 4-9

	at Virginia	L	27-42
	at Georgetown	L	29-40
	Roanoke	W	41-40
	Davidson	W	31-19
F3	at Richmond	L	24-27
	Guilford	W	50-22
	at Emory and Henry	L	28-43
	at Roanoke	L	15-39
	at Washington & Lee	L	27-44
	at VMI	L	19-23
	Emory and Henry	L	18-36
F20	Richmond	W	27-25
	VMI	L	26-32

1934-35
Record: 10-5

	at Virginia	L	21-25
	Newport News App.	W	35-11
	Med. Coll. of Virginia	W	33-20
	at Virginia Tech	L	24-30
	at Roanoke	W	43-36
	at Washington & Lee	W	38-36
	at VMI	W	27-23
F8	Richmond	L	20-46
	vs. Virginia 1	W	45-31
	Roanoke	W	41-37
	Virginia Tech	W	42-26
	at New. News App.	W	34-31
	VMI	W	43-36
F26	Richmond	L	39-58
M9	Navy	L	28-46
	<i>1-Newport News, VA</i>		

1935-36
Record: 11-6

	Roanoke	W	44-27
	Med. Coll. of Virginia	W	58-25
	at Virginia	W	32-24
	Hampden-Sydney	W	43-35
	at Virginia Tech	W	36-28
	at Roanoke	W	41-25
	at VMI	L	37-41
	at Washington & Lee	L	20-57
J29	at Navy	L	24-38

J30	at Maryland	L	39-41
	Wake Forest	W	41-30
	Virginia Tech	W	42-36
	VMI	W	50-48
	Washington & Lee	W	58-56
F25	Richmond	L	39-59
	Virginia	W	47-35
M2	at Richmond	L	21-65

1936-37
Record: 0-18
SC: 0-13, 16th place

	at NC State	L	21-49
	at Wake Forest	L	29-49
	at Virginia	L	30-33
	at Virginia Tech	L	29-36
	at Washington & Lee	L	15-64
	at VMI	L	39-42
	at Roanoke	L	39-48
	Wake Forest	L	25-61
	Virginia Tech	L	30-38
F4	Richmond	L	22-48
	Roanoke	L	21-40
F9	at Maryland	L	29-41
F10	at Navy	L	21-42
	Randolph-Macon	L	27-58
F17	at Richmond	L	21-40
	VMI	L	26-49
	North Carolina State	L	20-58
	Virginia	L	21-52

1937-38
Record: 2-10
SC: 0-8, 15th place

	at Virginia Tech	L	25-29
	at Washington & Lee	L	20-42
	at VMI	L	26-29
	Virginia Tech	L	31-41
	at Virginia	W	31-27
F9	at Navy	L	20-61
F10	at Maryland	L	38-45
F14	at Richmond	L	28-43
	Virginia	W	41-40
	VMI	L	30-35
	Washington & Lee	L	40-61
F26	Richmond	L	42-46

1938-39
Record: 9-12
SC: 4-9, 12th place

	Davidson	L	35-55
	at NC State	W	32-28
	at Wake Forest	L	35-58
	Virginia	W	48-38
	at Washington & Lee	L	42-62
	at Virginia Tech	W	46-33
	VMI	L	43-48
	Randolph-Macon	W	60-37
	Virginia	L	37-39
	Hampden-Sydney	W	64-40
	at Langley Field	W	46-38
	Virginia Tech	W	57-30
	at Randolph-Macon	W	36-25
F11	Richmond	L	37-39
F13	at St. Joseph's	L	43-52
F14	at Maryland	W	57-49
F15	at Navy	L	29-52
	Washington & Lee	L	37-46
	Wake Forest	L	42-46
F23	at Richmond	L	31-40
	VMI	L	31-45

1939-40
Record: 13-10
SC: 6-5, 8th place (tie)

	at Norfolk NTS	L	44-46
	Newport News App.	W	50-37
	at Randolph-Macon	W	33-22
	at Langley Field	W	62-50
	Norfolk NTS	W	55-44
	at Panser	L	44-50
	at St. Francis (NY)	W	32-28
J6	at Seton Hall	L	35-51

J10	at Richmond	L	33-35
	at Virginia	L	31-49
	at The Citadel	L	35-36
J29	at Furman	W	47-37
	Virginia Tech	W	38-33
	at NC State	L	29-36
	Virginia	W	29-28
	Hampden-Sydney	W	42-31
	at Washington & Lee	L	39-49
	at Virginia Tech	W	49-29
	at VMI	W	42-32
F19	Richmond	W	43-38
	Washington & Lee (ot)	L	33-36
	VMI	W	59-36
F24	at Navy	L	46-52

1940-41
Record: 15-10
SC: 8-3, 2nd place (tie)

	at Langley Field	W	36-33
	at New. News App.	W	47-33
	Clemson	W	60-40
	Xavier (Ohio)	L	50-61
D20	at Miami (Ohio)	L	40-43
	at Bradley	L	36-59
	Randolph-Macon	W	63-46
	VMI	W	43-35
	at Virginia Tech	W	54-51
	at Washington & Lee	L	29-35
	Hampden-Sydney	W	44-26
	at Virginia	L	32-48
	VMI	L	36-43
	at Randolph-Macon	W	43-36
F3	Richmond	W	37-32
F7	Furman	W	64-32
	Virginia Tech	W	52-50
	Virginia	L	40-41
F14	at Maryland	W	58-40
F15	at Navy	L	32-51
	Hampden-Sydney	W	47-39
F20	at Richmond	L	41-46
	Washington & Lee (ot)	W	34-32
	vs. Wake Forest 1	W	52-34
	vs. Duke 1	L	42-57

1-Southern Conference Tournament, Raleigh, NC

1941-42
Record: 15-9
SC: 8-4, 5th place (tie)

	at Langley Field	W	35-31
	Randolph-Macon	W	52-28
D16	Maryland	W	39-34
	at Fordham	L	27-59
	at Villanova	L	28-49
	at VMI	W	47-42
	at Virginia Tech	W	35-29
	at Washington & Lee	W	41-37
	at Richmond 1	W	47-33
J13	Virginia	W	39-24
	Newport News App.	W	67-49
	Hampden-Sydney	W	65-35
	Virginia Tech	L	39-45
	at Clemson	W	54-28
F6	at Furman	L	35-37
	at Virginia	L	30-38
F13	at Maryland	L	32-42
F14	at Navy	W	42-40
F17	Richmond	W	42-29
	Washington & Lee	L	27-31
	VMI	W	33-32
	at Hampden-Sydney	L	47-49
	vs. Geo. Washington 2	W	44-33
	at NC State 2	L	53-54

1-Cavalier Arena; 2-Southern Conference Tournament, Raleigh, NC

1942-43
Record: 11-10
SC: 6-4, 6th place

	Randolph-Macon	W	58-38
	at New. News App.	L	46-60
	at VMI	L	38-41
	at Virginia Tech	L	34-49

Game-by-Game Results

	at Washington & Lee	W	34-33
J12	Richmond	W	40-27
	Hampden-Sydney	W	57-28
	Newport News App.	W	45-41
F2	at Richmond	W	40-20
	Hampden-Sydney	W	48-38
	George Washington	W	53-51
	Virginia Tech	W	55-25
	Norfolk NAS	L	34-65
	Fort Eustis	W	50-43
	VMI	L	33-41
	Washington & Lee	W	52-42
F23	at Maryland	L	36-51
F24	at Navy	L	30-57
	at Randolph-Macon	L	52-54
	Norfolk NTS	L	34-62
	vs. Geo. Washington ¹	L	23-49

1-Southern Conference Tournament, Raleigh, NC

1943-44

Record: 10-11

SC: 1-3, 10th place

	Fort Story	W	44-29
	Wilson Gen. Hosp.	W	46-29
	C. Patrick Henry	W	53-37
	Camp Peary	W	100-18
	Norfolk NTS	L	35-65
	at Norfolk NAS	L	36-68
	Midshipmen School	L	45-59
	Richmond Air Base	L	40-42
	at Camp Peary	L	24-52
J15	at Richmond (ot)	W	58-55
	Newport News App.	W	46-40
	Fort Story	W	39-36
	Hampden-Sydney	W	47-28
	at Virginia Tech	L	22-46
	at Hampden-Sydney	L	40-45
	at Patrick Henry	L	40-56
F18	Richmond	L	42-47
	Virginia Tech	L	29-48
	Cheatham Marines	W	81-39
F24	vs. Duke ¹	L	25-68
	at New. News App.	W	55-52

1-Southern Conference Tournament, Raleigh, NC

1944-45

Record: 7-10

SC: 3-4, 7th place

	Cheatham Annex	L	31-34
	Langley Air Base	L	39-47
	Virginia	W	37-24
	Cheatham Annex	W	53-33
	Hampden-Sydney	L	39-41
	North Carolina State	L	37-58
J12	Richmond	L	37-58
	North Carolina State	W	43-38
	VMI	W	43-24
	North Carolina	L	46-80
	Virginia Tech	W	41-30
	Virginia	L	37-41
	Hampden-Sydney	L	38-54
F17	Maryland	L	46-53
	vs. The Citadel ¹	W	54-41
F23	vs. Duke ¹	L	32-59
	Randolph-Macon	W	50-39

1-Southern Conference Tournament, Raleigh, NC

1945-46

Record: 10-10

SC: 5-5, 6th place

	at Camp Pickett	W	43-41
	at Richmond Air Base	W	77-23
	Camp Pickett	L	50-66
	George Washington	W	45-39
	at King's Point	L	33-51
	at Fordham	W	45-37
	Wake Forest	L	34-36
	at Little Creek	L	39-50
J19	at Richmond	L	38-39
	Little Creek	L	26-33
	George Washington	L	51-65
	at Wake Forest	L	51-59
F10	Richmond	W	44-40

	Hampden-Sydney	W	65-38
	at VMI	W	39-28
	at Virginia Tech	L	45-51
F20	Maryland	W	42-36
	VMI	W	60-32
	Randolph-Macon	W	77-38
	vs. Wake Forest ¹	L	31-42

1-Southern Conference Tourn., Raleigh, NC

1946-47

Record: 14-12

SC: 6-6, 9th place

	at Langley Field	W	66-34
	Camp Lee	W	66-44
	American	W	48-44
D18	at Navy	L	36-50
D19	at Pennsylvania	L	46-73
D20	at Seton Hall	L	33-65
	at Merchant Marine	L	45-50
	Wake Forest	L	33-40
	Virginia	W	59-40
J11	at Richmond	W	47-45
	Roanoke	W	68-32
	at Virginia	L	46-52
J18	Richmond	L	34-40
	Virginia Tech	W	50-41
F3	at Duke	L	45-69
F4	at NC State	L	33-45
	Hampden-Sydney	W	46-40
	George Washington	W	37-32
	NN Air Station	W	66-37
	at VMI	W	63-56
	at Virginia Tech	L	52-56
	Washington & Lee	L	56-61
	at NN Air Station	W	55-52
	VMI	W	66-32
F25	at Boston University	L	45-62
	Washington & Lee	W	58-37

1947-48

Record: 13-10

SC: 8-7, 8th place (tie)

D6	at The Citadel	W	64-41
D8	at Furman	L	50-51
	Hampden-Sydney	L	36-37
	Western Maryland	W	75-49
	Virginia	W	51-33
	Wake Forest	L	52-61
J7	Randolph-Macon	W	68-35
	VMI	W	53-39
	at Virginia Tech	L	41-59
	at Washington & Lee	L	49-51
J17	at Richmond	W	50-47
	The Citadel	W	50-34
	George Washington	L	40-65
F5	Duke	L	36-45
	Virginia Tech	W	46-42
	North Carolina	L	61-63
	at Boston University	L	61-71
	at American Inter.	W	61-35
F24	Washington & Lee	W	71-47
	at VMI	W	53-52
F28	Richmond	W	52-47
	vs. Wake Forest ¹	W	61-56
	vs. North Carolina St. ¹	L	52-73

1-Southern Conference Tournament, Durham, NC

1948-49

Record: 24-10

SC: 10-3, 2nd place

	Langley Field	W	80-29
	Quantico Marines	W	55-50
	Norfolk NAS	W	68-46
	Milligan	W	55-45
	at VMI	W	77-54
	Norfolk Navy Base	W	75-46
	Wake Forest	W	52-47
	at Rider	W	52-37
	at Villanova	L	48-70
	at Albright	W	73-54
D23	at Seton Hall	L	55-59
	Towson	W	94-31
	Georgetown	W	69-58

	VMI	W	75-37
J11	Baltimore	W	96-28
	at Washington & Lee	W	42-39
	at Virginia Tech	L	52-54
	Hampden-Sydney	W	67-56
	at North Carolina	L	61-69
	Little Creek	W	70-26
	Virginia Tech	W	62-47
F5	#17 NC State	L	52-66
F7	Furman	W	73-60
F9	Richmond	W	61-47
	Roanoke	W	77-45
	at Quantico Marines	L	36-42
F18	The Citadel	W	57-39
	Washington & Lee	W	89-46
	at Virginia	L	44-58
F26	at Richmond	W	82-53
	vs. Davidson ¹	W	54-50
	vs. Geo. Washington ¹ (3ot)	L	74-78
M7	vs. Xavier ²	L	65-82
M9	vs. LaSalle ²	L	51-63

1-Southern Conference Tournament, Durham, NC; 2-Cincinnati Invitational Tournament, Cincinnati, OH

1949-50

Record: 23-9

SC: 12-4, 2nd place (tie)

D6	at Colby	W	69-53
	Pensacola	W	72-52
D10	Quantico Marines	W	72-51
	Randolph-Macon	W	73-46
D16	at John Carroll	L	54-64
	at Akron	W	53-49
	at Bowling Green	L	58-74
D30	at Seton Hall	W	65-47
	at Siena	L	50-57
	at Wake Forest	W	48-34
	Washington & Lee	W	80-56
J10	at Maryland	W	56-52
J12	at #9 NC State	L	58-72
	Wake Forest	L	49-61
	at VMI	W	68-43
	Hampden-Sydney (ot)	W	70-67
J21	Maryland	W	64-56
	George Washington	W	58-50
F4	at Richmond	W	50-47
F7	#8 North Carolina St.	W	54-50
	Virginia Tech	W	64-50
	North Carolina	L	46-52
	at Washington & Lee	W	70-57
	VMI	W	74-57
	at Virginia Tech	L	47-60
F21	at Roanoke	W	53-50
F25	Richmond	W	81-54
	vs. North Carolina ¹	W	50-43
M 3	at Duke ¹	L	50-60
	Virginia	W	76-58
M17	Cincinnati ²	L	44-80
	Charleston (WV) ²	W	68-59

1-Southern Conference Tournament, Durham, NC; 2-Cincinnati Invitational, Cincinnati, OH (Cincinnati Gardens)

1950-51

Record: 20-11

SC: 13-6, 4th place (tie)

D2	vs. St. John's ¹	L	47-63
D6	at Randolph-Macon	W	78-38
D9	Wake Forest	W	71-49
D11	at Maryland	L	41-48
D14	Hampden-Sydney	W	70-46
D16	Davidson	W	65-49
D19	at Marshall	W	56-38
D20	at Louisville	L	47-70
D21	at #17 Cincinnati	L	60-89
D22	at Charleston (WV)	W	55-54
J6	Washington & Lee	W	76-55
J8	Furman	W	65-37
J12	at #7 NC State	L	54-61
J13	at Wake Forest	L	50-72
J15	Duke	W	74-57
J17	Washington & Lee	W	73-65

J20	Richmond	W	64-46
F2	Virginia Tech	W	73-67
F3	#8 North Carolina St.	W	88-78
F6	at Duke	L	54-61
F9	at Geo. Washington (ot)	L	62-66
F10	VMI	W	87-67
F13	Virginia	W	78-48
F17	Maryland	W	55-50
F19	at Virginia Tech	L	77-82
F20	at VMI	W	76-43
F24	at Richmond	W	76-58
M1	vs. West Virginia ²	W	88-67
M3	vs. Duke ²	L	69-71
M6	at Georgetown	W	75-64
M7	Villanova	L	59-87

1-New York, NY (Madison Square Garden); 2-Southern Conference Tournament, Raleigh, NC (Reynolds Coliseum)

1951-52

Record: 15-13

SC: 10-6, 8th place

	at New York Univ.	L	70-85
D3	at Seton Hall	L	52-63
	Randolph-Macon	W	61-45
	Charleston (WV)	W	94-46
D12	at Maryland	L	53-54
	VMI	W	80-53
D19	at Cincinnati	L	61-71
D20	at West Virginia	L	66-87
	at Pittsburgh	L	48-63
	Virginia	W	70-59
J7	Wake Forest	W	97-75
	Hampden-Sydney	W	75-69
J12	at NC State	L	46-82
J14	#15 Louisville	L	65-93
	at Washington & Lee	W	84-82
J19	Richmond	W	86-70
	Virginia Tech	W	85-79
F5	NC State	W	70-61
F7	at Duke	L	62-68
	George Washington	L	68-74
	Washington & Lee	W	89-75
F16	Maryland	W	71-66
	at Virginia Tech	W	86-76
F19	at VMI	W	86-71
F23	at Richmond	L	61-80
	at Virginia	W	87-85
F29	Cincinnati	L	76-82
M6	vs. #10 West Virginia ¹	L	64-77

1-Southern Conference Tournament, Raleigh, NC (Reynolds Coliseum)

1952-53

Record: 10-13

SC: 6-13, 12th place

D3	at Geo. Washington	L	79-90
D4	at Maryland	L	61-64
	at Washington & Lee	W	87-62
D13	at Virginia	W	87-71
D17	West Virginia (ot)	L	100-101
	Win.-Salem Bullets	W	82-63
	at Clemson	L	71-81
J3	at Furman	L	78-85
	Hampden-Sydney	W	74-65
	VMI	W	88-64
J13	#8 North Carolina St.	L	58-62
J17	at Richmond	L	78-82
	Virginia Tech	W	91-74
	at VMI	W	88-54
F7	at #15 NC State	L	71-101
F10	vs. Wake Forest ¹	L	76-78
F14	Virginia	W	105-84
F17	Maryland	L	57-79
F19	#18 Duke (ot)	W	85-82
F21	Washington & Lee	W	94-73
	at Virginia Tech	L	74-75
	George Washington	L	63-70
F28	Richmond	L	70-76

1-Norfolk, VA

Game-by-Game Results

1953-54
Record: 9-14
SC: 6-5, 5th place

at Hampden-Sydney	W	78-58
D8 at Maryland	L	54-69
at North Carolina	L	61-71
D12 at Duke	L	44-109
George Washington	L	53-65
J1 at Seton Hall	W	57-55
Clemson	L	72-75
Hampden-Sydney	W	78-65
J9 at West Virginia	W	78-76
VMI	W	71-67
J16 at Richmond	L	73-85
Virginia Tech	W	82-66
F2 at NC State	L	70-80
F6 at Washington & Lee	W	73-58
F8 at Virginia Tech	W	66-52
at VMI	L	62-81
F13 at #19 NC State	L	48-65
at #8 Geo. Wash.	L	58-69
Washington & Lee	W	68-54
F20 Wake Forest (ot)	L	56-57
F25 #11 Maryland	L	55-74
F27 at Richmond	L	63-68
M4 at West Virginia ¹	L	69-84

1-Southern Conference Tournament, Morgantown, WV (Mountaineer Field House)

1954-55
Record: 11-14
SC: 7-5, 6th place

D1 North Carolina State	L	97-111
D4 at Furman	W	103-101
D6 at Tennessee	L	79-91
Hampden-Sydney	W	108-76
North Carolina	W	79-76
D17 at Seton Hall	L	89-109
D28 vs. Boston Univ. ¹	W	84-74
D29 vs. #9 Geo. Wash. ¹	L	73-87
vs. Virginia Tech ¹	W	82-67
J3 at Vanderbilt	L	61-86
J5 at Navy	L	56-77
Washington & Lee	W	78-73
at #8 Geo. Wash.	L	65-79
J15 at #13 Richmond	L	71-92
at Virginia Tech	W	75-69
at VMI	W	88-68
F5 #12 Maryland	L	62-67
Virginia Tech	W	105-73
F9 #7 North Carolina St.	L	99-126
F12 VMI	W	89-66
F14 at West Virginia ²	L	81-95
Washington & Lee	L	67-86
at #10 George Wash.	L	76-119
F26 at Richmond	W	93-78
M3 at Richmond ³	L	75-90

1-UR Invitational, Richmond, VA; 2-Parkersburg, WV; 3-Southern Conference Tournament, Richmond, VA (Richmond Arena)

1955-56
Record: 12-14
SC: 9-7, 5th place

George Washington	L	75-81
D8 at Maryland	L	51-52
Hampden-Sydney	W	76-69
D28 vs. Rhode Island ¹	W	100-96
D29 at Richmond ¹	L	60-72
D30 vs. Seton Hall ¹	L	55-80
J2 at Tennessee	W	93-83
J3 #4 Vanderbilt (2ot)	L	80-89
Washington & Lee	W	79-70
J9 Furman	W	92-81
J14 at Richmond	L	53-75
at Virginia Tech	W	66-57
at VMI	W	81-72
J21 at #3 NC State	L	71-90
at Davidson	W	85-75
F4 at Furman	L	85-109
at #12 North Carolina	L	63-115
VMI	W	89-78
F13 West Virginia ²	L	90-105

at George Washington	L	69-81
at Washington & Lee	L	57-70
F20 Virginia Tech	W	79-74
F22 at West Virginia	L	88-97
Davidson	W	77-67
F25 Richmond	W	79-77
M1 at Richmond ³	L	62-79

1-UR Invitational, Richmond, VA; 2-Norfolk, VA; 3-Southern Conference Tournament, Richmond, VA (Richmond Arena)

1956-57
Record: 9-18
SC: 7-11, 6th place

N30 The Citadel	W	87-74
D1 Hampden-Sydney	W	98-81
D3 The Citadel	W	82-74
D6 at Washington & Lee	L	72-79
D8 George Washington	W	89-85
D11 at Furman	L	66-69
D15 at Villanova	L	73-81
D27 vs. Lafayette ¹	L	72-85
D28 vs. Columbia ¹	L	78-93
D29 vs. Davidson ¹	W	72-63
J1 at #12 Tennessee	L	68-81
J2 at #9 Vanderbilt	L	65-80
J5 at Davidson	W	80-67
J8 #2 North Carolina	L	61-71
J12 at Richmond	L	55-68
J14 #15 West Virginia ²	L	72-81
J18 Virginia Tech	W	72-70
F2 Davidson	L	77-86
F4 Furman	L	78-80
F9 at Geo. Washington	L	77-79
F14 VMI	W	83-66
F16 at Virginia Tech	L	83-94
F18 at VMI	W	65-58
F22 Washington & Lee	L	58-80
F25 at #11 West Virginia	L	57-80
M2 Richmond	L	73-82
M7 vs. Virginia Tech ³	L	56-64

1-UR Invitational, Richmond, VA; 2-Norfolk, VA; 3-Southern Conference Tournament, Richmond, VA (Richmond Arena)

1957-58
Record: 15-14
SC: 9-9, 5th place

Virginia	W	73-69
D4 at Pennsylvania	L	70-86
George Washington	W	71-60
at The Citadel	L	60-75
at The Citadel	L	63-85
D13 at #8 West Virginia ¹	L	52-68
at Evansville	L	65-83
at Murray State	W	76-66
D30 at Tennessee	L	62-84
at #3 North Carolina	L	63-79
J11 at Richmond	W	72-66
Davidson	W	75-61
at George Washington	L	80-91
Virginia Tech	L	75-87
F1 at Furman	L	73-89
at Davidson	W	72-53
Hampden-Sydney	W	85-59
F8 vs. Navy ²	W	90-78
F10 at #1 West Virginia	L	68-82
at VMI	W	79-61
at Washington & Lee	W	86-84
F17 Furman	W	87-46
F21 Washington & Lee	W	88-72
VMI	W	96-78
at Virginia Tech	L	68-72
M1 Richmond (3ot)	L	67-79
M6 vs. Virginia Tech ³	W	79-61
M7 vs. George Washington ³	W	57-56
M8 vs. #2 West Virginia ³	L	58-74

1-Logan, WV; 2-Norfolk, VA; 3-Southern Conference Tournament, Richmond, VA (Richmond Arena)

1958-59
Record: 13-11
SC: 7-7, 4th place

at Virginia	L	74-85
at Washington & Lee	W	63-60
George Washington	W	57-52
Hampden-Sydney	W	59-46
D15 VMI	W	82-69
Davidson	W	72-56
at Louisiana Tech ¹	L	49-63
at North Texas	W	82-77
at Murray State	W	64-62
J3 at Furman	L	70-78
at Davidson	W	59-57
J10 Richmond	W	83-65
at Charleston (WV)	L	67-75
J13 at #10 West Virginia	L	76-88
Virginia Tech	W	59-58
J30 at #10 West Virginia	L	76-82
at Virginia Tech	L	68-74
at VMI	W	86-60
at Geo. Washington	L	68-87
F9 Furman	L	70-71
Washington & Lee	W	109-62
F21 at Richmond	L	66-71
F26 at Richmond ²	W	87-69
F27 vs. #10 West Virginia ²	L	82-85

1-Gulf South Classic, Shreveport, LA; 2-Southern Conference Tournament, Richmond, VA (Richmond Arena)

1959-60
Record: 15-11
SC: 10-5, 3rd place

Virginia	W	82-70
at VMI	W	79-78
D5 at Tennessee	W	77-71
Hampden-Sydney	W	97-83
D11 vs. Duquesne ¹	L	52-53
D12 vs. St. John's ¹	L	65-77
Charleston (WV)	W	95-82
at Geo. Washington	L	71-98
D28 vs. Lafayette ²	L	63-81
D30 at Richmond ²	L	65-71
Davidson	W	72-64
J9 at Richmond	W	90-76
J11 at #3 West Virginia	L	74-94
J12 at Pittsburgh	L	59-75
Virginia Tech	L	91-92
J30 #4 West Virginia ³	W	94-86
The Citadel	W	79-65
F6 Furman	W	101-68
at Virginia Tech	L	66-82
VMI	W	89-67
George Washington	W	75-66
F15 at Furman	L	73-92
at Davidson	W	73-65
F20 Richmond	W	64-42
F25 vs. Furman ⁴	W	82-74
F26 vs. #7 West Virginia ⁴	L	83-117

1-Steel Bowl, Pittsburgh, PA; 2-UR Invitational, Richmond, VA; 3-Norfolk, VA; 4-Southern Conference Tournament, Richmond, VA (Richmond Arena)

1960-61
Record: 14-10
SC: 9-6, 4th place

Hampden-Sydney	W	113-75
D3 at West Virginia (ot)	L	72-74
D5 at Tennessee (ot)	L	76-83
VMI	W	66-58
George Washington	W	61-57
Davidson	W	54-49
at Virginia	W	80-50
vs. Virginia ¹	W	91-75
D30 at Richmond ¹	L	87-101
J3 at Furman	L	56-78
at Davidson	L	45-54
J7 at Richmond	W	63-60
The Citadel (ot)	L	63-64
Virginia Tech	W	74-60
J28 West Virginia ²	L	69-76

F1 Furman	W	65-57
F8 at Navy	L	67-69
George Washington	W	85-80
at Virginia Tech	L	67-85
at VMI	W	86-77
F25 Richmond	W	105-84
M2 vs. Furman ³ (3ot)	W	86-84
M3 vs. #8 West Virginia ³	W	88-76
M4 vs. Geo. Washington ³	L	82-93

1-UR Invitational, Richmond, VA; 2-Norfolk, VA; 3-Southern Conference Tournament, Richmond, VA (Richmond Arena)

1961-62
Record: 7-17
SC: 5-11, 8th place (tie)

D2 at West Virginia	L	53-69
at The Citadel	L	76-83
D6 at Georgia Tech	L	56-72
George Washington	W	86-55
D12 Virginia	W	71-63
D15 East Carolina	W	81-60
D28 at Texas Tech	L	70-91
D29 vs. Texas ¹	L	71-84
J2 at Furman	L	76-77
at Davidson	L	47-62
J6 at Richmond	L	65-73
The Citadel	W	71-58
Virginia Tech	L	49-63
at VMI	L	71-74
J27 West Virginia ²	L	61-70
J31 Furman	W	79-67
Davidson	L	54-61
at Memphis State	L	70-88
at Loyola	L	62-77
F10 at Navy	L	59-71
at Virginia Tech	L	65-104
F17 VMI	W	102-84
at George Washington	L	84-92
F24 Richmond	W	54-49

1-Lubbock, TX; 2-Norfolk, VA

1962-63
Record: 15-9
SC: 10-5, 3rd place

D1 at Geo. Washington	L	50-60
D4 Hampden-Sydney	W	77-64
D8 at Virginia Tech (ot)	L	71-77
D11 at Virginia	W	71-69
D14 at Pittsburgh ¹	L	56-66
D15 vs. Boston College ¹	L	53-66
D17 Furman	L	55-56
D28 vs. Lehigh ²	W	73-58
D29 at Richmond ²	W	76-59
J2 at Davidson (ot)	L	70-73
J3 at Furman	W	70-68
J5 at Richmond	L	55-59
J8 The Citadel	W	83-69
J10 Virginia Tech	W	78-63
J15 VMI	W	80-71
J30 Davidson	W	70-63
F2 at The Citadel	W	82-69
F4 at #6 Georgia Tech	L	49-50
F9 West Virginia ³	W	75-72
F11 East Carolina	W	81-65
F15 at VMI	W	75-65
F19 George Washington	W	79-75
F23 Richmond	W	75-39
F28 vs. Virginia Tech ⁴	L	72-74

1-Steel Bowl, Pittsburgh, PA (Civic Arena); 2-UR Invitational, Richmond, VA; 3-Norfolk, VA; 4-Southern Conference Tournament, Richmond, VA (Richmond Arena)

1963-64
Record: 9-13
SC: 5-9, 7th place

D3 Hampden-Sydney	W	81-49
D6 at VMI	W	56-51
D14 Furman	W	67-60
D18 at West Virginia	L	73-78
D20 at Arkansas State ¹ (ot)	W	73-71
D21 vs. UTEP ¹	L	51-61

Game-by-Game Results



William and Mary faced No. 1 and four-time defending national champion UCLA in the 1970-71 season. It was the first time that the College had ever played the top-ranked team in the nation.

D27 vs. Eastern Kentucky ² (ot)	L	55-61
D28 at E. Tennessee St ²	W	69-55
J4 at Furman	W	66-60
J6 at The Citadel	L	60-63
J11 at Richmond	L	52-53
J13 East Carolina	W	64-47
J16 Virginia Tech	L	66-73
F1 The Citadel	L	67-80
F4 #5 Davidson ³	L	84-111
F6 at Geo. Washington	L	77-81
F8 Virginia	L	54-56
F10 at Virginia Tech (2ot)	L	86-90
F15 at VMI	L	65-70
F19 George Washington	W	82-67
F22 Richmond	W	84-53
F27 vs. West Virginia ⁴	L	73-85

1-Arkansas State Tournament, Jonesboro, AK; 2-Watauga Invitational, Johnson City, TN; 3-Norfolk, VA; 4-Southern Conference Tournament, Charlotte, NC (Charlotte Coliseum)

1964-65

Record: 12-13
SC: 6-8, 6th place

D1 at Virginia	L	58-72
D3 Hampden-Sydney	W	98-70
D5 East Carolina	W	86-72
D8 George Washington	W	54-44
D11 Furman (ot)	L	64-65
D14 at West Virginia	L	63-72
D17 VMI	W	66-63
D21 at Georgia Tech	L	73-91
D29 at Texas Western ¹	L	50-56
D30 vs. TCU ¹	L	71-76
J2 at Davidson ²	L	57-77
J5 The Citadel	L	64-70
J9 at Geo. Washington	L	50-56
J12 Virginia Tech	L	75-89
J16 at Richmond	W	61-59
J31 at East Carolina ³	W	61-58
F1 at Furman	W	68-64
F3 at The Citadel	W	79-70
F10 at VMI	L	57-61
F13 Pittsburgh	W	63-61
F16 at Virginia Tech	L	57-76
F20 Richmond	W	87-77
F25 vs. The Citadel ⁴	W	68-60
F26 vs. Virginia Tech ⁴	W	70-59
F27 vs. West Virginia ⁴ (2ot)	L	67-70

1-Sun Carnival Classic, El Paso, TX; 2-Charlotte; 3-Norfolk; 4-Southern Conference Tournament, Charlotte, NC (Charlotte Coliseum)

1965-66

Record: 13-12
SC: 8-3, 3rd place

D1 Virginia	W	93-82
D4 at North Carolina	L	68-82
D6 at Virginia Tech	L	63-95
D11 Furman	W	84-63
D15 Hampden-Sydney	L	68-71
D18 at Geo. Washington	W	79-66
D20 at Jacksonville	L	76-82
D22 at Georgia Tech	L	73-92
D27 vs. East. Kentucky ¹	W	76-64
D28 at Detroit ¹	L	65-80
J1 at Davidson ²	L	59-90
J4 Virginia Tech	L	69-76
J8 at VMI	L	74-89
J15 Richmond	W	71-65
J29 at The Citadel	W	70-65
J31 at Florida Southern	W	69-61
F2 at Miami (FL)	L	66-88
F5 East Carolina ³	W	57-51
F7 The Citadel	W	59-46
F10 George Washington	W	81-52
F12 VMI	W	94-67
F17 St. Francis (PA)	W	67-52
F19 at Richmond	L	63-76
F24 vs. Furman ⁴	W	78-73
F25 vs. West Virginia ⁴	L	50-64

1-Motor City Tournament, Detroit, MI (Memorial Building); 2-Charlotte; 3-Fort Eustis; 4-Southern Conference Tournament, Charlotte, NC (Charlotte Coliseum)

1966-67

Record: 14-11
SC: 8-5, 3rd place

D1 at Virginia	L	65-80
D3 at West Virginia ¹	L	67-73
D5 at Pittsburgh	W	72-68
D6 at St. Francis (PA)	L	54-67
D9 Florida Southern	W	75-69
D13 East Carolina	W	82-63
D17 George Washington	W	36-30
D22 Jacksonville	W	72-68
D27 at Evansville ²	W	74-72
D28 vs. New Mexico St ²	L	49-62
J4 Virginia Tech	L	69-96
J11 at Geo. Washington	W	85-74
J17 Hampden-Sydney	W	100-78
J14 at Richmond	L	78-90
J28 at The Citadel	L	77-85
J30 at East Carolina	W	84-72
F2 at Virginia Tech	L	79-84
F4 The Citadel	W	91-57
F7 VMI	W	64-57
F13 at Furman	L	85-92
F14 at Davidson	W	74-71
F17 at VMI	L	67-81

F24 Richmond	W	79-69
M2 vs. Geo. Wash. ³	W	76-66
M3 vs. Davidson ³	L	65-78

1-Charleston, WV (Charleston Civic Center); 2-Evansville Invitational, Evansville, IN; 3-Southern Conference Tournament, Charlotte, NC

1967-68

Record: 6-18
SC: 4-10, 8th place

D2 at West Virginia	L	66-83
D9 George Washington	W	96-76
D13 at NC State	L	73-88
D15 at #8 Davidson	L	75-81
D18 at Wake Forest	L	79-108
D20 VMI	W	96-82
D28 at Connecticut ¹	L	49-51
D29 vs. Massachusetts ¹	L	86-92
J2 Jacksonville	L	69-71
J4 Pittsburgh	W	79-65
J6 Loyola (LA)	W	97-74
J8 at Virginia Tech	L	70-90
J10 East Carolina	L	70-71
J13 Richmond (ot)	W	98-92
J29 at West Virginia ²	L	70-88
J30 at George Washington	L	76-80
F3 The Citadel	L	75-84
F5 at VMI	L	62-68
F10 at East Carolina	L	75-99
F12 Furman	W	91-76
F17 Virginia Tech ³ (ot)	L	72-78
F21 at The Citadel	L	73-84
F24 at Richmond	L	81-108
F29 vs. Davidson ⁴	L	68-107

1-Basketball Classic, Storrs, CT (Field House); 2-Charleston, WV (Charleston Civic Center); 3-Fort Eustis; 4-Southern Conference Tournament, Charlotte, NC

1968-69

Record: 6-20
SC: 3-8, 7th place

D2 at West Virginia	L	74-89
D3 at Pittsburgh	L	62-68
D11 East Carolina ¹	L	66-77
D14 at Geo. Washington	L	71-82
D17 Wake Forest ²	L	58-98
D20 vs. Virginia Tech ³	L	72-83
D21 vs. Richmond ³	L	62-106
D26 Baylor ⁴	L	68-81
D27 Delaware ⁴	W	82-76
D28 Air Force ⁴	W	74-71
J4 Virginia Tech ²	L	60-75
J6 West Virginia ²	L	71-75
J9 The Citadel ¹	W	73-56
J11 at East Carolina	L	61-87
J13 at Virginia Tech	L	46-77
J15 George Washington ¹	W	77-75
J18 at Richmond	L	75-80
J30 at VMI	L	71-72
F1 at Furman	L	49-78
F3 at The Citadel	L	61-95
F5 at Jacksonville	L	74-88
F8 Georgetown ² (2ot)	W	90-84
F11 Old Dominion	L	65-80
F15 VMI ¹	W	83-78
F22 Richmond ¹	L	80-96
F27 vs. East Carolina ³	L	35-48

1-BG; 2-Fort Eustis; 3-Big 5 Tournament, Salem, VA; 4-East Carolina Classic, Greenville, NC; 5-Southern Conference Tournament, Charlotte, NC

1969-70

Record: 11-16
SC: 5-7, 5th place

D1 North Carolina State	L	84-93
D3 at West Virginia	L	80-106
D6 at Virginia Tech	L	84-93
D9 at Georgetown	L	82-87
D11 Richmond	W	81-74
D13 at Duke	L	77-84
D16 George Washington	L	80-90
D18 vs. Virginia Tech ¹	W	84-79

D19 vs. VMI ¹	W	75-64
D20 vs. Virginia ¹	L	72-92
D30 at Geo. Washington	L	78-86
J3 West Virginia ²	W	83-76
J6 Pittsburgh	W	84-73
J10 Virginia Tech	L	72-92
J26 Furman	W	107-87
J29 Virginia (ot)	L	81-87
J31 at The Citadel	W	65-60
F3 at #15 Davidson	L	87-93
F7 East Carolina	L	88-98
F10 at VMI	L	68-74
F12 The Citadel	W	79-74
F14 VMI	W	77-58
F16 Old Dominion	W	89-80
F18 at East Carolina	L	83-96
F21 at Richmond	L	60-78
F26 vs. Furman ³	W	82-67
vs. #11 Davidson ³	L	54-78

1-Big 5, Hampton, VA; 2-Hampton, VA (Hampton Coliseum); 3-Southern Conference Tournament, Charlotte, NC

1970-71

Record: 11-16
SC: 7-3, 2nd place

D1 vs. Richmond ¹	W	69-68
D2 vs. Virginia Tech ¹	L	78-88
D3 vs. Richmond ¹	W	97-84
D5 North Carolina	L	72-101
D7 Georgetown	L	71-88
D12 at The Citadel	L	67-71
D14 at Wake Forest	L	70-93
D17 at Virginia	L	87-107
D19 VMI ²	W	75-49
D29 vs. #1 UCLA ³	L	71-90
D30 Duquesne ³	L	54-79
J2 Davidson	L	49-66
J4 The Citadel	W	59-54
J6 Rice	L	74-77
J9 at Richmond	W	72-69
J23 East Carolina	W	74-65
J28 at Loyola (LA)	L	87-118
J30 at Furman (ot)	W	78-71
F3 Virginia Tech	L	62-74
F6 Navy	W	77-71
F8 at Virginia Tech	L	63-91
F11 #6 Jacksonville	L	69-100
F16 at VMI	W	85-69
F20 at East Carolina	L	56-65
F27 Richmond	W	103-82
vs. VMI ⁴	W	69-65
M5 vs. Richmond ⁴	L	64-66

1-Big 5 Tournament, Hampton, VA; 2-BG; 3-Steel Bowl, Pittsburgh, PA; 4-Southern Conference Tournament, Charlotte, NC

1971-72

Record: 10-17
SC: 6-4, 3rd place

D4 Furman	W	110-91
D8 Wake Forest	L	60-75
D11 The Citadel	W	74-67
D15 #19 Virginia	L	62-82
D18 at #14 Jacksonville	L	72-83
D20 at Georgia Tech	L	71-83
D22 at Rice	L	76-88
D29 at Stetson ¹	W	94-67
D30 vs. Miami (OH) ¹	L	67-69
J1 at Davidson	L	68-81
J3 at The Citadel	L	59-68
J8 at Richmond (2ot)	W	73-68
J22 at East Carolina	L	71-79
J25 VMI	W	76-59
J27 at Georgetown (ot)	L	79-85
J29 at Virginia Tech	L	65-87
J31 Cincinnati	L	52-65
F3 Florida Southern	W	76-67
F5 Pittsburgh	W	73-68
F10 Virginia Tech	L	69-90
F12 at Duke	L	69-87
F16 at West Virginia	L	71-87
F19 East Carolina	W	67-64

Game-by-Game Results

F22	at VMI	L	35-37
F26	Richmond	W	85-62
M2	vs. Richmond ²	W	98-82
M3	at Furman ²	L	74-93

1-Tangerine Bowl Classic, Winter Park, FL; 2-Southern Conference Tournament, Greenville, SC

1972-73

Record: 10-17
SC: 5-6, 5th place

N25	at Furman	L	90-112
N27	Jacksonville	L	94-103
D2	at Duke	L	74-98
D6	Wake Forest	L	71-86
D9	at The Citadel	L	73-82
D11	at Appalachian State	W	73-71
D13	Virginia Tech	L	77-98
D16	at Virginia	L	80-90
D18	Georgia Tech	W	63-60
D27	at Lehigh	W	77-66
D28	at CC of New York	W	69-53
J3	Davidson	L	88-102
J6	Richmond	L	58-65
J20	at East Carolina	L	68-73
J25	at Wake Forest	L	79-93
J27	at Cincinnati	L	68-110
J29	at Virginia Tech	L	92-127
J31	VMI	W	77-59
F3	at Pittsburgh	L	62-83
F6	The Citadel	W	83-74
F10	at Rutgers	L	78-97
F15	West Virginia	W	69-66
F17	East Carolina	W	80-69
F20	at VMI	L	64-66
F24	at Richmond	W	66-64
	vs. The Citadel ¹	W	97-72
	vs. Davidson ¹	L	73-76

1-Southern Conference Tournament, Richmond, VA (Richmond Coliseum)

1973-74

Record: 9-18
SC: 5-6, 5th place

D1	Appalachian State	W	100-63
D3	Duke	L	79-93
D6	at Wake Forest	L	58-78
D8	at The Citadel	L	65-88
D11	Richmond (ot)	W	73-71
D14	at Baltimore	L	70-79
D15	at Navy	W	84-80
D20	at #9 Providence	L	75-105
D22	at Fairfield	L	57-77
J19	East Carolina	L	67-70
J21	at Davidson	L	65-73
J22	VMI	W	85-68
J26	Furman	L	80-97
J29	Rutgers	L	75-76
J31	at Virginia Tech	L	61-80
F2	#13 Pittsburgh	L	62-68
F4	The Citadel	W	64-57
F6	at VMI	W	67-65
F9	at East Carolina	L	63-93
F11	Virginia Tech	L	54-72
F14	Iona	W	64-62
F16	at Old Dominion	W	70-68
F18	Virginia	L	62-72
F21	at Geo. Washington	L	51-81
F23	at Richmond	L	81-88
F27	vs. East Carolina ¹ (2ot)	W	75-67
M1	vs. Furman ¹	L	55-70

1-Southern Conference Tournament, Richmond, VA (Richmond Coliseum)

1974-75

Record: 16-12
SC: 6-5, 3rd place

N30	Pace	W	54-51
D2	Haverford	W	69-55
D5	George Washington	L	50-61
D7	at The Citadel	W	82-73
D11	at Virginia	L	51-73
D14	Wagner	W	77-65
D17	Davidson	W	76-75

D21	Wake Forest	W	59-58
D30	Columbia	W	75-63
J4	Old Dominion	L	55-61
J18	at East Carolina	L	62-66
J20	St. Mary's	W	91-44
J22	at VMI	L	69-71
J25	at Furman	L	58-75
J28	Virginia Tech	W	76-69
F1	at Pittsburgh	L	60-70
F3	The Citadel	W	81-53
F6	at Richmond	L	75-84
F8	at Appalachian State	W	69-59
F10	Baltimore	W	67-52
F12	at Virginia Tech	L	75-101
F15	East Carolina	L	66-68
F19	VMI	W	67-66
F22	Richmond	W	72-60
F26	at Rutgers Davidson ¹	L	70-88
	Davidson ¹	W	78-64
M5	vs. East Carolina ²	W	69-66
M6	at Furman ²	L	55-66

1-Southern Conference Tournament, Williamsburg, VA; 2-Southern Conference Tournament, Greenville, SC

1975-76

Record: 15-13
SC: 8-3, 2nd place

N29	Appalachian State	W	68-48
D1	Eastern Connecticut	W	75-55
D4	at Geo. Washington	L	69-75
D6	The Citadel	W	70-61
D9	at Wake Forest	L	69-82
D11	Dickenson	W	61-56
J3	Wagner	W	80-52
J5	at Iona (ot)	L	64-67
J6	at Princeton	L	43-64
J10	Washington Coll.	W	105-60
J13	at Old Dominion	L	73-77
J17	East Carolina	W	65-58
J19	Virginia	L	60-80
J21	at #20 VMI	L	78-84
J24	Furman	W	80-68
J28	at Virginia Tech	L	79-105
J31	Richmond	L	72-80
F3	at East Carolina	W	56-54
F5	Old Dominion	W	74-61
F7	VMI	W	68-62
F11	#18 Virginia Tech	L	48-50
F14	at Davidson	W	75-73
F16	at The Citadel	L	62-64
F19	Pratt	W	70-56
F21	at Richmond	W	107-102
F25	#3 Rutgers	L	90-100
F28	Furman ¹	W	70-57
M3	vs. Richmond ²	L	78-84

1-Southern Conference Tournament, Williamsburg, VA; 2-Southern Conference Tournament, Greenville, SC

1976-77

Record: 16-14
SC: 7-4, 4th place

N29	Christopher Newport	W	105-51
D1	Hampden-Sydney	W	92-67
D4	The Citadel	W	94-61
D8	#11 Wake Forest (ot)	L	84-90
D11	at Appalachian State	L	59-68
D22	at UC Santa Barbara	W	78-65
D23	at #8 UCLA	L	55-59
D27	at Hawaii ¹	L	60-63
D28	vs. Illinois ¹	L	64-73
D29	vs. Temple ¹	W	68-65
J8	Appalachian State	W	68-63
J10	at Virginia	W	71-65
J12	at VMI	L	79-92
J15	at Richmond	W	67-62
J18	East Carolina	W	79-43
J20	Queens	W	91-41
J22	at Furman (ot)	L	83-88
J24	at The Citadel	W	61-53
J26	Princeton	L	38-42
J29	Navy	W	70-56



The 1977-78 Indians

William and Mary upset No. 2 North Carolina, 78-75, on December 7, 1977.

J31	at Davidson	L	52-69
F2	George Washington	W	83-70
F5	Old Dominion	L	71-73
F7	at West Virginia ²	L	58-69
F10	at East Carolina	W	70-66
F12	Davidson	W	68-60
F16	#19 VMI	W	86-84
F19	Richmond	L	77-78
F21	at Old Dominion	L	68-82
F26	East Carolina ³	L	76-79

1-Rainbow Classic, Honolulu, HI (Neil S. Blaisdell Center); 2-Charleston, WV (Charleston Civic Center); 3-Southern Conference Tournament, Williamsburg, VA

1977-78

Record: 16-10

N25	vs. VA Commonwealth ¹	W	55-54
N26	vs. St. Joseph's ¹	L	60-69
N28	Christopher Newport	W	86-68
N30	West Virginia	W	72-61
D3	Radford	W	85-56
D7	#2 North Carolina	W	78-75
D9	vs. Cal. St. Fullerton ²	W	67-62
D10	vs. Montana ²	W	61-60
D28	at Stetson ³	W	61-60
D29	vs. Rollins ³	W	79-66
J7	East Carolina	L	56-58
J10	at Rutgers	L	71-79
J14	Richmond	W	75-43
J17	at East Carolina	W	77-76
J21	American	L	67-73
J25	at Davidson	W	65-56
J28	at Old Dominion	L	63-64
F1	VA Commonwealth	L	62-73
F4	George Mason	W	94-73
F7	at Navy	W	70-62
F11	James Madison	L	66-68
F15	VMI	L	59-60
F18	at Richmond	W	59-48
F20	#17 Virginia	L	49-62
F22	at South Carolina	L	54-67
F25	Old Dominion	W	75-64

1-Spider Classic, Richmond, VA (Robins Center); 2-at Cougar Classic, Provo, UT (Marriott Center); 3-Tangerine Bowl

1978-79

Record: 9-17

N25	Delaware Valley	W	86-64
N27	Christopher Newport	W	66-54
N29	at West Virginia	L	39-45
D2	East Carolina	W	60-54
D9	at Virginia Tech	L	59-84
D29	at VA Commonwealth ¹	L	43-60
D30	vs. Richmond ¹ (ot)	L	62-64
J3	Muhlenberg	W	80-64
J6	James Madison	L	55-56

J10	at Virginia	L	56-95
J13	at Richmond	L	72-83
J16	Virginia Wesleyan	W	67-62
J20	at Old Dominion	L	42-48
J24	at VA Commonwealth	L	46-67
J27	South Carolina	L	54-62
J30	at East Carolina (2ot)	L	59-61
F1	Roanoke	W	44-43
F3	Navy	W	68-63
F6	at James Madison	L	57-70
F8	Davidson (2ot)	W	68-62
F10	at American	L	45-61
F12	Virginia Tech	L	49-55
F14	at #4 North Carolina	L	60-85
F17	Richmond	W	68-64
F21	Virginia	L	40-44
F24	Old Dominion	L	56-57

1979-80

Record: 12-15
1-TD Invitational Tournament, Richmond, VA (Richmond Coliseum)

D1	Johns Hopkins	W	94-51
D3	Christopher Newport	W	68-50
D5	West Virginia	W	63-62
D8	VA Commonwealth	L	54-57
D10	St. Mary's	W	104-67
D22	NC Wesleyan	W	88-62
D26	at Jacksonville ¹	L	43-58
D27	vs. Iowa State ¹	L	55-56
D29	at Roanoke	W	69-67
J4	at South Carolina	L	67-74
J14	American	L	72-82
J16	at Navy	L	48-73
J19	Richmond	W	82-81
J24	Temple	L	55-56
J26	at Old Dominion	L	51-60
J29	at #11 North Carolina	L	61-71
F2	Catholic	W	88-66
F5	at James Madison	L	58-61
F7	George Mason	W	84-62
F9	at Richmond	W	83-74
F12	at VA Commonwealth	L	56-64
F14	Bluefield	W	101-48
F16	James Madison	L	49-52
F20	at Virginia	L	55-63
F23	Old Dominion (ot)	L	69-71
F26	Richmond ²	W	78-77
	vs. Old Dominion ³	L	59-75

1-Gator Bowl Tourney, Jacksonville, FL (Swisher Gymnasium); 2-ECAC South Tournament, Williamsburg, VA; 3-ECAC South Tournament, Hampton, VA

Game-by-Game Results

1980-81

Record: 16-12

N29	Pace	W	85-64
D1	Christopher Newport	W	84-56
D3	at VA Commonwealth	L	58-77
D6	#7 Virginia	L	68-88
D20	NC Wesleyan	W	88-63
J3	at #9 Maryland	L	64-69
J6	Millersville	W	76-52
J10	at Virginia Tech	W	51-43
J14	at Richmond	W	44-42
J17	James Madison	W	44-42
J19	at Catholic	W	36-29
J21	Virginia Tech (3ot)	W	48-46
J24	at Old Dominion	L	51-76
J26	at George Mason	W	64-45
J28	at Temple ¹	L	68-80
J31	Navy	W	71-60
F2	at American	L	54-69
F4	at VMI	W	75-63
F7	at James Madison	L	60-72
F11	Richmond	L	51-53
F14	South Carolina	W	77-68
F18	#13 North Carolina	L	55-81
F21	Old Dominion	L	59-60
F24	VA Commonwealth (ot)	L	67-68
F26	St. Mary's	W	105-69
F28	George Mason	W	68-53
	Robert Morris ²	W	73-50
M6	vs. James Madison ³	L	42-44

1-The Palestra; 2-ECAC South Tournament, Williamsburg, VA (William and Mary Hall); 3-ECAC South Tournament, Hampton, VA

1981-82

Record: 16-12

N27	Elizabethtown	W	101-54
N30	Christopher Newport	W	71-32
D2	VMI	W	84-57
D5	at Virginia Tech	L	60-76
D19	NC Wesleyan	W	69-45
D29	vs. Auburn ¹	W	58-48
D30	vs. Davidson ¹	W	46-44
J4	at #1 North Carolina	L	40-64
J6	at East Carolina	L	58-61
J9	Lebanon Valley	W	75-50
J11	at VCU (ot)	L	62-63
J16	at James Madison	L	44-54
J20	Richmond	W	70-47
J23	Old Dominion (ot)	W	60-59
J27	Maryland	L	43-50
J30	at Navy (ot)	W	47-46
F2	at American (ot)	L	64-65
F4	at George Mason	W	88-68
F6	at Richmond	L	55-60
F8	Virginia Tech	W	66-51
F13	Temple	W	68-59
F17	at Old Dominion	L	45-66
F20	James Madison	L	55-56
F23	VA Commonwealth	L	63-65
F25	George Mason (ot)	W	53-47
F27	East Carolina	W	80-61
M4	vs. Navy ²	W	79-55
M5	vs. James Madison ²	L	49-64

1-Iron Duke Classic (Durham, NC); 2-ECAC South Tournament, Norfolk, VA (Scope)

1982-83

Record: 20-9

ECAC South: 9-0, 1st round

Postseason: NIT, 1st round

N29	Christopher Newport	W	84-51
D1	Norfolk State	W	72-56
D3	Lock Haven	W	89-52
D7	at West Virginia	L	51-65
D11	at Temple ¹	L	61-62
D30	at Notre Dame	L	60-83
J5	at Maryland	L	51-56
J8	at George Mason	W	47-46
J12	at East Carolina	W	72-51
J15	at Lafayette	W	69-61
J17	Wake Forest	W	80-63
J19	NC Wesleyan	W	90-55

J22	at Old Dominion	W	56-50
J26	Richmond	W	76-68
J29	James Madison	W	72-65
J31	VA Commonwealth	L	49-50
F2	at Duke	L	71-73
F5	Loyola	W	79-53
F9	East Carolina	W	70-54
F12	Old Dominion	L	42-43
F16	at VMI	W	77-65
F19	at James Madison	W	60-55
F21	Navy	W	75-55
F23	at Richmond	W	49-47
F26	George Mason	W	79-72
M2	at Delaware	W	70-58
M10	vs. East Carolina ²	W	48-45
M12	vs. James Madison ²	L	38-41
M17	at Virginia Tech ³	L	79-85

1-The Palestra; 2-ECAC South Tournament, Richmond, VA (Robins Center); 3-National Invitational Tournament, Blacksburg, VA

1983-84

Record: 14-14

ECAC South: 6-4, 2nd place (tie)

N25	NC Wesleyan	W	79-39
N30	Duke	L	68-70
D3	at Old Dominion	L	57-73
D6	at VA Commonwealth	L	38-41
D8	at Virginia	L	41-52
D30	Towson	W	63-45
J4	UNC Wilmington	L	55-61
J7	at #5 Maryland	L	44-58
J11	at #12 Wake Forest	L	53-80
J14	East Carolina	W	64-48
J18	VMI	W	73-55
J21	at Navy (2ot)	L	55-60
J23	at Drexel	L	59-60
J25	George Mason	W	91-79
J28	at Richmond	L	60-69
J30	Delaware	W	68-65
F1	Virginia Wesleyan	W	107-73
F4	James Madison	W	46-44
F6	Lafayette	W	67-57
F9	at UNC Wilmington	W	76-52
F11	at East Carolina	W	67-52
F18	Navy	L	71-73
F22	Old Dominion	L	65-71
F25	at George Mason	L	57-64
F29	at James Madison	W	56-47
M3	Richmond	W	83-65
M8	vs. East Carolina ¹	W	47-32
M9	vs. Navy ¹	L	57-67

1-ECAC South Tournament, Harrisonburg, VA (Convocation Center)

1984-85

Record: 16-12

ECAC South: 9-5, 4th place

N28	at Duke	L	60-92
D1	Drexel	W	81-65
D5	Virginia	W	54-53
D8	Old Dominion	L	57-62
D22	Christopher Newport	W	85-45
D28	vs. Iona ¹	L	55-68
D29	vs. New Hampshire ¹	W	53-45
J2	at Wake Forest	L	47-64
J12	at East Carolina	W	67-53
J17	UNC Wilmington	W	79-68
J19	Navy	L	59-70
J21	Lafayette	W	58-57
J23	at George Mason	W	63-62
J26	Richmond (ot)	L	76-82
J28	at American	L	62-64
J30	Delaware	W	72-61
F2	at James Madison	W	78-70
F6	at VMI	L	48-50
F9	East Carolina	W	80-71
F16	at Navy	L	60-84
F18	American	W	89-61
F20	at Old Dominion	L	58-72
F23	George Mason (ot)	W	74-73
F25	at UNC Wilmington	W	67-59
F28	James Madison	W	71-60

M2	at Richmond	L	58-68
M7	James Madison ²	W	68-61
M8	Navy ²	L	83-89

1-Connecticut Mutual Classic, Hartford, CT (Hartford Civic Center); 2-ECAC South Tournament, Williamsburg, VA (William and Mary Hall)

1985-86

Record: 8-20

CAA: 3-11, 6th place (tie)

N23	at Towson	L	56-66
N26	#6 Duke	L	61-84
N30	Drexel	W	57-52
D5	at Maryland	L	48-77
D20	Christopher Newport	W	76-55
D27	vs. Georgia ¹	L	44-77
D28	vs. Colorado State ¹	W	61-39
J4	at Richmond	L	36-52
J8	at Virginia	L	47-67
J11	UNC Wilmington	L	56-73
J13	East Carolina	L	52-54
J15	Old Dominion	L	44-75
J18	at James Madison	L	58-59



In 1983, William and Mary won 20 games, went undefeated in the ECAC South and advanced to the NIT.

J20	at George Mason	L	54-67
J22	VMI	W	71-64
J25	Navy	L	68-76
J27	at American	W	76-63
J30	at VA Commonwealth	L	44-60
F1	at #20 Richmond	L	47-67
F3	at George Mason	L	46-69
F8	at UNC Wilmington	W	73-64
F10	at East Carolina	L	47-52
F15	James Madison	W	53-50
F17	at Navy	L	51-66
F20	at Old Dominion	L	47-58
F24	at American	L	64-70
F26	at Lafayette	W	59-54
M1	at Richmond ²	L	50-61

1-Krystal Classic, Chattanooga, TN; 2-CAA Tournament, Richmond, VA (Robins Center)

1986-87

Record: 5-22

CAA: 2-12, 8th place

D1	Bridgewater	W	73-57
D4	VA Commonwealth	L	64-73
D6	at Old Dominion	L	54-56
D8	Miami (OH)	L	57-60
D20	Christopher Newport	W	70-55
D29	at Tulsa ¹	L	60-79
D30	vs. Drexel ¹	L	58-60
J3	at Richmond	L	66-68
J5	at #20 Duke	L	46-82

J7	Towson	W	65-52
J10	at UNC Wilmington	L	55-82
J12	at East Carolina	L	52-56
J17	James Madison	W	71-61
J19	George Mason	L	49-50
J23	at #18 Navy	L	59-82
J26	at American	L	56-83
J28	Old Dominion	L	56-60
J31	at Richmond	L	50-70
F2	at George Mason	L	64-70
F7	East Carolina	W	69-65
F9	UNC Wilmington	L	58-80
F11	at VMI	L	68-76
F14	at James Madison	L	78-96
F16	Navy	L	52-63
F19	at Drexel	L	76-82
F23	at American	L	69-70
F28	vs. Navy ²	L	52-63

1-First Tulsa Classic, Tulsa, OK; 2-CAA Tournament, Hampton, VA (Hampton Coliseum)

1987-88

Record: 10-19

CAA: 5-9, 6th place (tie)

N28	Old Dominion	L	69-72
N30	at Miami (OH)	L	68-78
D4	at Stanford ¹	L	64-87
D5	vs. Texas ¹	L	73-78
D19	Christopher Newport	W	88-69
D29	at Georgia Tech ²	L	59-90
D30	vs. Villanova ²	L	57-76
J2	at Loyola	W	84-81
J4	at #9 Duke	L	70-101
J7	at Delaware	L	69-77
J9	at American	L	72-86
J11	VMI	W	69-59
J13	at Navy	W	67-65
J16	James Madison	W	75-65
J20	at George Mason	L	69-82
J23	UNC Wilmington	L	67-76
J27	at East Carolina	W	70-63
J30	at Richmond	L	69-77
F2	Virginia Wesleyan	W	81-48
F4	at Old Dominion	L	69-78
F6	at American (ot)	L	75-77
F10	Navy (ot)	L	61-63
F13	at James Madison	L	51-64
F17	at George Mason	W	86-68
F20	at UNC Wilmington	L	74-84
F24	at East Carolina	W	88-62
F27	at Richmond	L	65-73

Game-by-Game Results

M5 vs. American³ W 76-75
 M6 vs. George Mason³ L 76-95
1-Apple Invitational, Stanford, CA; 2-Cotton States Classic, Atlanta, GA (The Omni); 3-CAA Tournament, Hampton, VA (Hampton Coliseum)

1988-89

Record: 5-23
CAA: 3-11, 7th place
 N26 Hampden-Sydney (ot) L 91-92
 N29 Old Dominion L 62-70
 D3 at Virginia Tech L 75-96
 D7 Army L 66-78
 D10 Delaware L 63-81
 D22 Christopher Newport W 86-63
 D30 at Stetson (ot) L 82-91
 J2 at Central Florida L 65-69
 J4 Manhattan W 71-53
 J7 • East Carolina L 59-75
 J9 • UNC Wilmington L 52-91
 J11 at #1 Duke L 38-100
 J14 • at American L 72-90
 J16 at Towson L 78-98
 J18 • Navy W 72-59
 J21 • at James Madison L 50-87
 J25 • George Mason L 50-69
 J28 • at Richmond L 60-76
 F1 • at East Carolina L 68-73
 F4 • at UNC Wilmington W 62-58
 F6 at VMI L 64-66
 F8 • American L 58-86
 F11 at Davidson W 88-69
 F15 • at Navy (ot) L 70-73
 F18 • James Madison L 71-92
 F22 • at George Mason L 64-91
 F25 • Richmond L 68-76
 M4 vs. George Mason¹ L 72-75
1-CAA Tournament, Hampton, VA (Hampton Coliseum)

1989-90

Record: 6-22
CAA: 2-12, 8th place
 N24 St. Andrew's W 66-59
 N27 Davidson W 80-79
 N29 at Old Dominion L 62-67
 D2 at Delaware L 56-72
 D5 at Army L 59-70
 D9 Virginia Tech L 53-76
 D22 Christopher Newport W 83-53
 D29 vs. Northwestern¹ L 78-103
 D30 vs. AK-Anchorage¹ L 85-91
 J3 Loyola W 71-58
 J6 • American L 64-79
 J10 • James Madison L 65-87
 J13 • at Navy L 59-80
 J17 • George Mason L 80-89
 J20 • at East Carolina L 64-72
 J22 #8 Duke L 76-109
 J24 • UNC Wilmington L 75-76
 J27 • Richmond L 66-71
 J31 • at James Madison L 61-82
 F3 • at American L 73-85
 F5 VMI L 66-86
 F10 • Navy L 61-83
 F13 at Wake Forest L 52-77
 F15 • at George Mason L 78-83
 F17 • East Carolina W 74-71
 F21 • at UNC Wilmington W 65-64
 F24 • at Richmond L 54-72
 M3 James Madison² L 83-93
1-Music City Invitational Tournament, Nashville, TN (Memorial Gym); 2-CAA Tournament, Richmond, VA (Richmond Coliseum)

1990-91

Record: 13-15
CAA: 6-8, 5th place (tie)
 N24 Hampden-Sydney W 89-83
 N27 at Davidson W 59-58
 N29 Army W 73-71
 D1 at Virginia Tech L 64-66
 D5 Old Dominion W 71-63

D8 at Manhattan L 59-73
 D22 Virginia Wesleyan W 92-73
 D28 vs. Rhode Island¹ L 70-80
 D29 vs. Lafayette¹ L 65-67
 J2 at Lehigh L 79-82
 J7 at Loyola W 77-54
 J9 • at George Mason W 73-70
 J12 • Navy W 76-73
 J16 • at American L 70-87
 J19 • East Carolina (2ot) W 74-62
 J21 • UNC Wilmington L 76-78
 J23 at VMI W 58-46
 J26 • at Richmond L 63-80
 J28 • at James Madison L 56-70
 F2 • James Madison L 63-67
 F4 Wake Forest L 74-93
 F6 • George Mason L 67-87
 F9 • at Navy W 82-73
 F13 • American L 70-75
 F16 • at East Carolina W 64-56
 F20 • at UNC Wilmington L 76-90
 F23 • Richmond W 71-69
 M4 American² L 57-70
1-Connecticut Mutual Classic, Hartford, CT; 2-CAA Tournament, Richmond, VA (Richmond Coliseum)

1991-92

Record: 10-19
CAA: 3-11, 7th place (tie)
 N22 Virginia Wesleyan W 79-62
 N25 at Virginia L 43-78
 N30 Navy (ot) W 82-77
 D2 Davidson (ot) W 70-69
 D4 UNC Greensboro (ot) L 73-79
 D7 Virginia Tech W 66-60
 D17 at SMU L 55-66
 D21 vs. #24 Charlotte¹ L 75-83
 D22 vs. Portland¹ L 67-78
 D30 at #1 Duke L 61-97
 J4 Lehigh W 82-65
 J7 at Army W 49-43
 J11 • American W 70-66
 J15 • George Mason W 92-77
 J18 • at Richmond L 65-82
 J22 • James Madison L 47-56
 J25 • at UNC Wilmington (ot) L 64-68
 J29 • East Carolina L 59-66
 F1 • at Old Dominion (ot) L 92-102
 F3 Marymount W 98-53
 F8 • at American L 69-84
 F12 • at George Mason W 78-65
 F15 • Richmond L 54-83
 F18 VMI L 68-76
 F22 • UNC Wilmington L 64-94
 F26 • at East Carolina L 75-79
 F29 • Old Dominion L 85-94
 M2 • at James Madison L 77-98
 M7 vs. James Madison² L 53-77
1-Kauai Classic, Kauai, HI; 2-CAA Tournament, Richmond, VA (Richmond Coliseum)

1992-93

Record: 14-13
CAA: 6-8, 4th place (tie)
 D1 at UNC Greensboro (2ot) W 81-76
 D5 The Citadel (ot) W 72-68
 D19 Virginia Wesleyan W 81-63
 D22 Shenandoah W 102-74
 D28 at New Mexico¹ L 59-64
 D29 vs. Northwestern¹ W 77-69
 J2 Campbell W 75-59
 J4 Holy Cross L 78-83
 J6 at Navy W 58-53
 J9 • at American L 71-76
 J11 • George Mason W 92-89
 J16 • James Madison L 72-90
 J20 • at Richmond L 53-54
 J23 • UNC Wilmington W 67-63
 J25 #15 Virginia (ot) L 84-93
 J27 • at East Carolina W 81-65
 J30 • Old Dominion L 80-81
 F1 at Virginia Tech L 66-70
 F3 at VMI W 77-67

F6 • American L 77-82
 F10 • at George Mason W 82-78
 F13 • at James Madison L 66-99
 F20 • at UNC Wilmington W 103-185
 F22 • Richmond W 66-63
 F24 • East Carolina L 53-74
 F27 • at Old Dominion L 80-90
 M6 American² L 72-78
1-Lobo Invitational, Albuquerque, NM (The Pit); 2-CAA Tournament, Richmond, VA (Richmond Coliseum)

1993-94

Record: 4-23
CAA: 2-12, 8th place
 N29 Loyola L 84-97
 D1 at #12 Virginia L 71-84
 D4 at The Citadel L 73-78
 D21 UNC Greensboro L 82-93
 D27 vs. Samford¹ L 67-78
 D28 vs. New Hampshire¹ W 88-75
 J3 Navy L 62-68
 J5 at Holy Cross L 74-80
 J10 at Campbell² L 50-71
 J12 • at James Madison L 75-89
 J15 • UNC Wilmington L 57-61
 J17 • at Richmond L 63-85
 J19 • East Carolina W 86-82
 J22 Virginia Tech L 79-95
 J24 • at American L 84-89
 J26 • George Mason L 76-83
 J30 at Loyola L 81-94
 F2 • at Old Dominion L 72-105
 F5 • Richmond L 73-105
 F7 • James Madison L 85-89
 F9 VMI W 79-68
 F12 • at UNC Wilmington W 77-70
 F14 • at East Carolina L 63-80
 F19 • American L 57-65
 F23 • at George Mason L 78-85
 F26 • Old Dominion L 70-94
 M5 Old Dominion³ L 58-83
1-Shootout Spokane, Spokane, WA (Martin Centre); 2-Fayetteville, NC (Cumberland County Civic Center); 3-CAA Tournament, Richmond, VA (Richmond Coliseum)

1994-95

Record: 8-19
CAA: 6-8, 6th place
 N26 at Loyola L 76-79
 N29 The Citadel L 64-66
 D1 at UNC Greensboro L 71-84
 D3 at Virginia Tech L 53-77
 D20 at New Orleans¹ L 61-72
 D21 vs. Bradley¹ L 68-79
 J3 at Navy L 70-86
 J7 Siena W 72-52
 J9 • East Carolina W 80-73
 J11 at NC State L 64-80
 J14 • at American W 70-69
 J18 • at George Mason W 85-82
 J21 • Old Dominion L 73-83
 J24 • at Richmond W 75-71
 J26 at VMI W 95-86
 J28 • at James Madison L 62-73
 F1 • UNC Wilmington L 47-66
 F4 • Richmond L 64-66
 F8 • James Madison L 67-73
 F11 UNLV L 74-83
 F15 • American W 86-82
 F18 • at East Carolina L 53-85
 F20 • at UNC Wilmington L 57-64
 F22 Holy Cross L 87-92
 F25 • at Old Dominion L 55-60
 F27 • George Mason W 116-94
 M4 vs. James Madison² L 50-73
1-UNO Classic, New Orleans, LA; 2-CAA Tournament, Richmond, VA (Richmond Coliseum)

1995-96

Record: 10-16
CAA: 6-10, 6th place (tie)
 N25 Loyola L 72-76
 N27 at #15 Virginia L 58-87
 N29 Marymount W 100-67
 D2 #22 Virginia Tech L 66-71
 D20 Hampton L 76-84
 D29 at Toledo¹ L 72-76
 D30 vs. Air Force¹ W 64-60
 J4 • VA Commonwealth L 47-70
 J6 • at James Madison W 96-71
 J10 • at Richmond L 79-78
 J13 • American L 80-91
 J15 Navy W 69-48
 J17 VMI W 90-49
 J20 • at UNC Wilmington L 54-67
 J24 • at George Mason L 92-95
 J27 • Old Dominion L 82-86
 J29 • East Carolina L 65-71
 J31 • James Madison W 68-51
 F3 • Richmond W 81-64
 F7 • at VA Commonwealth L 68-83
 F10 • at American L 66-100
 F14 • at East Carolina L 78-88
 F17 • UNC Wilmington W 63-46
 F21 • at Old Dominion L 86-91
 F26 • George Mason W 96-92
 M2 vs. UNC Wilmington² L 55-63
1-MVP Classic, Toledo, OH; 2-CAA Tournament, Richmond, VA (Richmond Coliseum)

1996-97

Record: 12-16
CAA: 8-8, 5th place (tie)
 N23 UNC Greensboro W 69-57
 N25 at Hampton W 67-63
 N27 at Stetson L 68-73
 N30 The Citadel L 71-78
 D2 Catholic W 78-59
 D4 #25 Virginia L 64-75
 D27 at Arizona State¹ L 57-74
 D28 vs. AL-Birmingham¹ L 55-57
 J2 • at East Carolina L 58-77
 J4 • James Madison W 64-61
 J9 at Virginia Tech L 46-71
 J11 • at Richmond L 72-82
 J13 at Navy L 63-74
 J16 • UNC Wilmington L 53-56
 J20 • VA Commonwealth W 69-61
 J22 • at Old Dominion W 61-55
 J25 • at George Mason L 67-70
 J29 • at UNC Wilmington L 63-65
 F1 • at VA Comm. L 50-77
 F5 • Old Dominion W 80-52
 F8 • Richmond W 57-50
 F10 • American W 64-55
 F15 • George Mason W 89-85
 F19 • at James Madison W 82-74
 F22 • at American L 67-85
 F24 • East Carolina L 58-59
 F28 at VA Comm.² W 77-63
 M1 vs. Old Dominion² L 62-70
1-ASU/Tribune Classic, Tempe, AZ (Wells Fargo Arena); 2-CAA Tournament, Richmond, VA (Richmond Coliseum)

1997-98

Record: 20-7
CAA: 13-3, 1st place (tie)
 N15 Stetson W 72-51
 N19 at Virginia L 45-59
 N26 Virginia Tech L 64-66
 D29 at UNC Greensboro W 68-55
 D1 Hampton W 69-54
 D3 at Furman W 80-57
 D28 at Wichita State¹ (ot) L 74-76
 D29 vs. Texas Southern¹ W 83-76
 J3 • VA Commonwealth W 67-53
 J7 • American W 69-56
 J10 • at East Carolina W 72-63
 J12 Navy W 83-68
 J14 • at James Madison W 89-60

Game-by-Game Results



The 1997-98 W&M team won 20 games in the regular season and tied for first place in the CAA with a 13-3 conference record.

J17 Centenary	W	78-48
J19 • at Richmond	L	59-70
J21 • George Mason	W	84-66
J24 • Old Dominion	W	69-53
J28 • at UNC Wilmington	L	56-58
J31 • at American	L	56-61
F3 • at Old Dominion	W	68-58
F7 • Richmond	W	73-70
F11 • James Madison	W	53-52
F14 • UNC Wilmington	W	64-51
F16 • at George Mason (ot)	W	81-80
F18 • East Carolina	W	74-69
F23 • at VA Comm.	W	72-67
F27 vs. American ²	L	66-71

1-Cessna Classic, Wichita, KS; 2-CAA Tournament, Richmond, VA (Richmond Coliseum)

1998-99

Record: 8-19

CAA: 3-13, 8th place

N14 at Virginia Tech	L	50-59
N17 Furman	L	67-79
N21 Albright	W	78-49
N24 at Wake Forest	L	57-75
N28 at Hampton	W	83-62
N30 at UNC Greensboro	W	69-55
D2 at The Citadel (ot)	L	59-62
D5 • Richmond	W	56-55
D21 vs. Santa Clara ¹	L	58-70
D22 vs. Elon ¹	W	101-69
D28 UNC Greensboro	W	79-74
J2 • at George Mason	L	67-78
J7 • UNC Wilmington	L	64-72
J13 • at American	L	64-75
J16 • East Carolina	W	69-66
J20 • at James Madison	L	59-75
J23 • Old Dominion	L	50-65
J25 • at VA Comm.	L	69-88
J27 • American	L	65-68
J30 • at East Carolina	L	56-61
F3 • at UNC Wilmington	L	48-56
F6 • VA Commonwealth	L	67-83
F10 • George Mason	L	70-82
F13 • at Old Dominion	L	48-70
F17 • James Madison	W	67-61
F20 • at Richmond	L	65-82
F25 vs. American ²	L	61-67

1-Stanford Invitational, Stanford, CA; 2-CAA Tournament, Richmond, VA (Richmond Coliseum)

1999-00

Record: 11-17

CAA: 6-10, 6th place (tie)

N20 Washington College	W	92-39
N22 Virginia Tech	L	57-59
N26 at Hawaii ¹	L	63-89
N28 vs. Oral Roberts ¹ (ot)	W	82-76
D1 at UNC Wilmington	L	66-76
D4 Hampton	W	67-65
D20 Wofford	W	80-65

D22 Campbell	W	89-70
D29 at Vanderbilt	L	60-81
J2 • at #9 Duke	L	55-96
J5 • George Mason (ot)	W	85-82
J8 • at East Carolina	L	62-83
J10 at Winthrop	L	64-71
J12 • at VA Comm.	W	73-65
J15 • at Richmond	L	64-77
J19 • James Madison	L	71-76
J22 • Old Dominion	L	60-74
J29 • at George Mason	L	61-73
J31 at Navy	L	72-80
F5 • VA Commonwealth	W	85-56
F7 • at American	L	62-77
F9 • East Carolina	W	65-55
F12 • at Old Dominion	L	62-71
F17 • at James Madison	L	64-70
F19 • Richmond	L	60-71
F23 • UNC Wilmington	W	58-53
F26 • American	W	70-60
M3 vs. James Madison ²	L	73-84

1-United Airlines Tip-Off Tournament, Honolulu, HI (Stan Sherriff Center); 2-CAA Tournament, Richmond, VA (Richmond Coliseum)

2000-01

Record: 11-17

CAA: 7-9, 5th place (tie)

N17 High Point	W	87-62
N20 at Virginia Tech	W	48-46
N25 Winthrop	L	54-65
N29 at Wofford	L	63-67
D2 The Citadel	W	65-62
D6 • UNC Wilmington	W	74-54
D9 • at American	L	50-54
D22 Navy	L	69-85
D29 at New Mexico ¹	L	60-68
D30 vs. Davidson ¹	L	70-75
J3 • at East Carolina	L	64-82
J6 at Fordham	L	58-70
J10 • at Old Dominion	L	54-74
J13 • VA Commonwealth	W	65-63
J15 at Hampton	L	63-71
J17 • George Mason	L	64-73
J20 • at Richmond	W	60-57
J24 • James Madison	W	71-58
J27 • at UNC Wilmington	L	50-63
J31 • American	W	51-42
F3 • Richmond	L	49-57
F8 • at VA Commonwealth	L	59-70
F10 • at George Mason	L	62-84
F12 • at Campbell	W	64-61
F17 • Old Dominion	W	72-62
F21 • at James Madison	L	56-67
F24 • East Carolina	W	63-60
M3 vs. Old Dominion ² (ot)	L	47-53

1-Lobo Invitational, Albuquerque, NM (The Pit); 2-CAA Tournament, Richmond, VA (Richmond Coliseum)

2001-02

Record: 10-19

CAA: 7-11, 6th place (tie)

N16 at Texas Tech ¹	L	55-75
N17 vs. Northern Iowa ¹	L	55-76
N20 at High Point	L	57-63
N24 at Char. Southern	W	71-60
N26 at The Citadel	L	62-67
N28 Washington & Lee	W	70-55
N30 at Purdue ²	L	58-75
D2 vs. Akron ²	W	74-62
D27 at #6 Maryland	L	75-103
J3 • at George Mason	L	71-80
J5 • Delaware	W	59-53
J7 • Drexel	L	56-58
J12 • VA Commonwealth	W	92-81
J16 • UNC Wilmington	L	56-58
J19 • at Hofstra	L	59-68
J23 • James Madison	W	77-59
J26 • at Old Dominion	L	52-68
J30 • at Drexel	L	61-78
F2 • Towson	W	62-45
F4 • at James Madison	W	63-58
F6 Hampton	L	59-64
F9 • at Towson	L	58-61
F13 • at UNC Wilmington	L	58-66
F16 • Hofstra	W	61-57
F18 • George Mason	W	54-51
F20 • at Delaware	L	72-82
F23 • Old Dominion	L	53-81
F25 • at VA Comm.	L	60-68
M1 vs. James Madison ³	L	67-78

1-Red Raider Classic, Lubbock, TX (United Spirit Arena); 2-Boilermaker Invitational, West Lafayette, IN (Mackey Arena); 3-CAA Tournament, Richmond, VA (Richmond Coliseum)

2002-03

Record: 12-16

CAA: 7-11, 8th place

N22 Fordham	L	76-79
N24 Radford	L	63-64
N26 at Liberty	L	61-62
N30 at East Carolina	L	51-66
D7 Virginia Tech	W	60-52
D22 Morgan State	W	73-66
D30 at Campbell	W	82-80
J2 Charleston Southern	W	72-66
J4 • Towson	W	74-55
J8 • Delaware	L	72-74
J11 • at Old Dominion	L	64-76
J15 • at Drexel	L	51-67
J18 • VA Commonwealth (2ot)	W	88-83
J22 • Hofstra	L	51-66
J25 • at George Mason	L	58-67
J29 • at James Madison	W	61-59
F1 • at Delaware	L	57-91
F3 at Hampton	W	64-62
F5 • Old Dominion	W	69-53
F8 • at Hofstra	W	79-69

F12 • at Towson	W	59-52
F15 • George Mason	L	43-60
F19 • at VA Comm.	L	73-93
F22 • Drexel	L	62-78
F24 • UNC Wilmington	L	48-72
M1 • James Madison	W	75-72
M3 • at UNC Wilmington	L	49-60
M7 vs. Hofstra ¹	L	64-74

1-CAA Tournament, Richmond, VA (Richmond Coliseum)

2003-04

Record: 7-21

CAA: 4-14, 8th place (tie)

N23 Liberty	W	91-64
N24 at Radford	L	86-89
N28 vs. St. Francis (NY) ¹	W	80-60
N29 at George Washington ¹	L	57-73
D4 • UNC Wilmington (ot)	W	67-66
D6 • at VA Commonwealth	L	60-71
D19 Hampton	L	72-79
D23 at Virginia Tech	L	54-80
D30 Campbell	W	82-67
J3 at #15 Pittsburgh	L	55-70
J5 at Virginia	L	71-84
J7 • at UNC Wilmington	L	59-67
J10 • George Mason	L	71-84
J14 • at Towson	L	67-73
J17 • Drexel	L	76-80
J21 • at Delaware (ot)	L	82-93
J24 • at Hofstra	L	71-98
J26 • Old Dominion	W	86-77
J28 • at James Madison	W	99-86
J31 • at George Mason	L	62-78
F4 • James Madison	L	76-83
F7 • at Drexel	L	72-83
F11 • Delaware	L	68-73
F14 • Hofstra	L	69-78
F18 • Towson	W	74-68
F25 • at Old Dominion	L	76-79
F28 • Virginia Commonwealth	L	59-74
M5 Towson ²	L	65-70

1-Red Auerbach Colonial Classic, Washington, DC (Smith Center); 2-CAA Tournament, Richmond, VA (Richmond Coliseum)

2004-05

Record: 8-21

CAA: 3-15, 8th place (tie)

N19 Hartford ¹	W	84-71
N20 Radford ¹	W	81-76
N23 at Campbell	L	62-75
N28 Virginia Tech	L	63-80
D1 Longwood	W	90-60
D4 • at Old Dominion	L	56-69
D20 at UNC Greensboro	L	62-84
D22 at #8 Kentucky	L	47-92
D30 Hampton	W	60-51
J2 at #4 North Carolina	L	66-105
J5 • Hofstra	L	59-71
J8 • Delaware	L	59-69
J12 • at James Madison	L	47-55
J15 • at Drexel	L	65-91
J19 • UNC Wilmington	L	49-54
J22 • VA Commonwealth (ot)	L	77-79
J26 • Towson	W	83-65
J29 • at George Mason	L	62-95
J31 • at Hofstra	L	51-72
F2 • Drexel	L	48-60
F5 • at Delaware	L	47-76
F9 • at UNC Wilmington	L	72-80
F12 • George Mason (2ot)	L	99-104
F16 • James Madison	W	80-54
F19 • Old Dominion	L	66-82
F23 • at VA Commonwealth	L	69-91
F26 • at Towson	W	57-50
M4 vs. James Madison ²	W	68-54
M5 vs. Old Dominion ²	L	51-64

1-W&M Tip-Off Classic, Williamsburg, VA (W&M Hall); 2-CAA Tournament, Richmond, VA (Richmond Coliseum)

All-Time Roster

A-A-A

Addington, Ray	1913
Agee, Joe	1951-52
Akers, Jim	1949-50
Allen, Fred	1950-52
Alleso	1957
Anderson, Bob	1964
Anderson, Ray	1969-71
Andrews, Thomas	1939-41
Andrews, Virgil	1939-41
Andrialis, Robert	1963-65
Appell, Al	1945
Apple, Jim	1988-91
Arbogast, Jack	1975-78
Arizin, Mike	1973-74
Arnold, Shaka	1994-97

B-B-B

Baltimore, Charlie	1936-38
Barnes, Billy	1979-82
Batzel, Mark	1985-88
Becouvarakis, Andy	1954
Becouvarakis, George	1954
Becouvarakis, John	1953
Bellamy, Jim	1947
Benjamin, Bob	1948-51
Bergey, Roger	1961-63
Berry, Dave	1953
Bertschey, S.L.	1914-15
Blackwell, Barry	1972
Blaker, Hutsy	1934-36
Blanc, Henry	1946
Bland, Gary	1981-84
Blenner, Bob	1973
Blocker, Ben	1989-92
Blount, Dave	1973-75
Bock, Tom	1986-89
Boddy, Mark	1984-87
Bond, David	1984
Boisseau, Sanford	1970
Bollerman, Howie	1952, 54-55
Bond, David	1984-87
Bottoms, Dave	1958-60
Bowen, Kenny	1979-82
Bowles, Roswell	1917
Bowman, Bill	1954
Boyd, Bobby	1978-79
Boyd, Jay	1988-89
Bracken, Mike	1983-86
Bracy, Randy	1996-99
Brasseur, Paul	1925
Brause	1944
Brenner, Leo	1943
Broaddus, Charlie	1950
Brodzinski, Barry	1974
Brooks, Julian	1919-20
Brooks, Matt	1982-85
Brooks, Syd	1940-41
Brown, Brian	1997-98, 00-01
Brown, Doug	1969
Brown, Kori	1999-01
Bunch, George	1936-38
Bunting, Jere	1946, 48-50
Burke, Hampden	1933, 35
Burlage, Gerry	1973
Burzell, Greg	1986-89
Butler	1945
Butler, Dave	1982
Butler, Everett	1929
Butler, Jim	1950-51
Butts	1929
Byrd, Gary	1973-75

C-C-C

Campbell, Lang	2001
Campbell, Ross	1945
Carbaugh, Cody	1999-02
Carol, Arthur	1940
Carr, James	1915
Carrabine, Kyle	2005
Carter, Charles	1955
Casagrande, Fred	1934-36
Cauthorn, Todd	1990-93
Chambers, Bill	1951-53
Chandler, Joe	1922
Chess, Bud	1970
Cholko, Al	1940
Christensen, John	1971
Ciaccio, Chris	1991
Cieplicki, Keith	1982-85
Clark, Dave	1946
Clark, Willie	1951-52
Close, William	1920
Cofer, C.V.	1924
Cofield, Corey	2004-05
Cohen, Jeff	1958-61
Connor, Brendan	1990-93
Connor, Tom	1963
Conte, Mike	1953
Cooke, Alvah	1921-23
Cooper, Rich	1980-83
Cope, Zeb	2001-04
Copeland, Richard	1917
Copley, Rocky	1976-78
Corley, Bill	1962-64
Cornell, Chip	1952, 54
Cornell, Harry	1956-58
Corns, Henry	1960-62
Cottrell, Charles	1941
Coughter, Peter	1999-00
Courage, Guy	1978-81
Courage, Matt	1973-75, 77
Coval, Scott	1983-86
Cowley, Paul	1961-63
Cox, David	1992-95
Coyle, Jim	1964
Crigler, J.D.	1917
Crist, Tommy	1934-36
Cully, David	1993-96

D-D-D

Dail, Bob	1984-86
Dakin, Dave	1975
Dallet, Dan	1947
D'Antoni, Nick	2002-05
Darden, Frank	1929
Darrow, Bill	1958-59
Daugherty, Dave	1967-69
Davis, Bill	1999-02
Davis, Meb	1925-28
Dean, Jeremy	1993-94, 96-97
Deery	1931
Derringe, Ed	1967-68
Dickerson, Dan	1961, 63-64
Dixon, Willis	1944
Dodge, Steve	1969-71
Dovell, Guy	1908
Downing, Jack	1967-69
Dozier, John	1937
Drake, Lennie	1952-53
Driver, James	1906-07, 09-10
Dudley, Ray	1938
Duff, Sean	1991-94
Duggins, Adam	2000-03
Dunbar, Errol	1929
Duncan, Doug	1971

Dunlap	1944
DuPriest, Bill	1964
Dutton, Adam	2005
Dux, Chris	1992
Dwyer, Mike	1980

E-E-E

Ellis, Tyler	1906-07
Elmore, Ralph	1934-36
Emory, Andrew	1988-91
Engelken, Don	1955, 57-58
Enoch, Mike	1975-78
Eskay, Bob	1964-65

F-F-F

Farrandini, Ralph	1928
Farrington, Tom	1957-60
Farthing, Ernest	1911
Fentress, Herb	1919
Findley	1935
Finney, Hiram	1994
Finton, Tom	1968
Fiscella, Dave	1959-60
Fisher, Jerry	1970-72
Fitzgibbons, Bobby	1996-97
Fitzgibbons, Terry	1995-97
Fletcher, Greg	1971
Flickenger, Joe	1934-36
Forrest, Dick	1950-52
Fowler, Vance	1938-39
Franklin, Preacher	1933-35
Franko, Pat	1986-87
Freeman, Jackie	1942-43
Furlong, Paul	1956

G-G-G

Galliant, Milt	1932-33
Garth, Fendal	1908-09
Gayle, Dick	1914-16
Geddes, Jack	1938
Geddy, Thomas	1910-12
Geddy, Vernon	1915-17
Getzoff, Ben	1911
Gewirtzman, Neil	1969-71
Giermak, Bill	1971-72
Giermak, Chet	1947-50
Goldstein, Bernie	1956-58
Gondak, Charles	1939-41
Gooding, Kirk	1961-63
Goodwin, Edward	1909-10
Gornto, H.C.	1924
Goslee, Alpheus	1917
Grabuloff, David	1996-98
Gravely, Howard	1937-38
Green, Johnny	1947-48
Griffin, Cecil	1943
Groothuis, Mark	1960
Guidice	1945

H-H-H

Hall, Chris	1994-95, 97
Hall, Joe	1910-12
Hall, John	1907-08
Hall, Richard	1937
Halligan, Happy	1932-33
Hamlin, A.J.	1997
Hanna, Bud	1934
Hardy, Roger	1962
Harmon, Jermaine	1996-99
Harper, Alex	1954-55
Harper, Wayne	1936-38
Harrington, Billy	1976-79
Harris, Bob	1961-63
Harris, Herb	1981-82, 84-85
Harris, Jerry	1951-53

Harwood, W.S.	1921-22, 24
Hatcher, James	1922
Haunty, James	1998-00
Hedrick	1913
Hemmelgarn, Jerry	1968
Henderson, Aurelius	1988
Henley, John	1919-20
Hess, Adam	2002-04
Hewitt, Robert	1945
Hickey, Jim	1940, 42
Hicks, Horace	1922-24
Hilling, Harry	1948, 50
Hobbs, Bruce	1958
Hoitsma, Bob	1952, 56-57
Holle, Ed	1944
Holley, Bob	1946-49
Holt	1946
Holtzmuller, Dave	2004
Hooker, Lester	1941-43
Hord, Jack	1950
Horne, Christopher	1995-96
Houston, Jarad	1998-99
Howard, Jim	1965
Howell, Brett	2003
Hubbard, Sam	1912-13
Hudson, Ed	1919-20
Hughes, Alton	1909
Hughes, Houston	1909
Hume, Joe	1952-53, 55
Hume, John	1960-62
Hungerford, Dick	1947-48
Hunter, Dave	1962-64
Hutt, Brian	2004-05

J-J-J

Jackette, Justin	1999
Jancaitis, Tom	1969
Jasper, Tom	1970-71
Jenkins, Jack	2003-04
Jennings, Terence	1995-98
Jensen, Christopher	1991, 94
Jernigan, Brian	1989-90
Johnson, Mike	1966-68
Johnson, Mike	2000-02
Jones, Howard	1913-16
Jones, Jim	1958
Jones, John	1921
Jorgenson, Johnny	1947
Joyner, Alex	1920
Joynes	1945

K-K-K

Kahn, Owen	1925-26
Kamen, Stan	1938-39
Kaplan, Jim	1955-57
Kennedy, Milton	1962
Kent, Harry	1968-70
Kent, Oliver	1927-28
Kern, Bill	1953-54
Kersey, Al	1951
Keyes, Mike	1965
King, Daniel	1958
King, Hal	1941-43
King, Paul	1969-70
Kinley, Paul	1983
Kinnamon, Woody	1946-47
Kisielius, Laimis	2005
Klapp, Herb	1955
Klein, Alex	1998-01
Knick, Walt	1955
Knight, Monty	1953-54
Knox, Glenn	1941-43, 45
Kratzer, John	1975-78
Kremen, Max	1933-34

All-Time Roster

L-L-L

Ladd, Dave	1958
Lamb, Tom	1982-84
Lambiotte, Ken	1986-87
Lammersen, Grant	1995-97
Lane, James	1915
Lange, Roy	1956-59
Larisch, Doug	1979
Lascara, Anthony	1941-42
Lasky, Harvey	1954-56
Lazarus, Rhea	1951-52
Lee, Jonathan	2002
Lembeck, Jack	1932-34
Leone, John	1988-91
Levy, Lionel	1922
Lewis, Peery	1949-51
Lex, Buddy	1948
Light, Harry	1928-30
Litwin, Lester	1932-33
Loehrke, Nate	2003-05
Long	1909
Lowenhaupt, John	1975-78
Lucas, Bill	1947
Lusardi, Vincent	1938
Lynn, Wallace	1931-33
Lyons, John	1920

M-M-M

Mackey, Morgan	1939-41
Mackiewicz, Chet	1945-46
Macleod, Norman	1934
Maddox, Arthur	1916-17
Maddox, Milton	1951
Madgziak, Stan	1945-46
Mahoney, John	1952-55
Mann, Gregory	1944-45
Mann, Nathan	2005
Manning, Frank	1933-35
Manning, Mike	1988
Marden, William	1933
Markham, Reid	2001-05
Markos, Pete	1951-53
Marriner, Harvey	1943
Marsden, Henry	1906-07
Marshall, John	1925-26
Martin, Bill	1944
Matsu, Arthur	1924-25
Matthews, Robert	1940-41
Matthews, Troy	1989
McCallen, Howie	1951-53
McCandlish, Edgar	1908
McClellan, Jason	1944
McCray, Bill	1956-58
McCurry, Idus	1953-54
McDonough, Jim	1974-77
McFarlane, Neil	1983-84
McLennan, Scott	1968-69
McMenniman, Lester	1930
McMillan, Ed	1948-51
McNair, Gil	1957
McRay, Bill	1957-58
Melton, George	1977-79
Metcalf, John	1924-25
Metcalf, Wayne	1910-13
Metcalf, Will	1913
Metheny, Bud	1936-38
Meyers, Howard	1911
Miller, Al	1957-58
Miller, Howie	1960-61
Miller, Hugh	1962, 64
Milmoie, Patrick	1957
Mitchell, Frank	1912
Mitchell, Randy	1965-67

Moats, Dale	1979-82
Mokris, Taylor	2003-05
Monckton, Dan	1975-78
Montgomery, Sam	1911
Mooney, Milt	1972
Moran, Jim	1998-01
Morris, Martin	1963-65
Morrow, Charlie	1955
Morton, Doug	1962
Moss, Herbie	1970, 72
Mountain, Marty	1953-54, 56
Mozelski, Frank	1930-32
Mozelski, Mitchell	1928-31
Murry, Deane	1917
Musselman, Rod	1973-76
Myers, Doug	1975-76, 79

N-N-N

Newman, Tom	1924-25
Niles, Tom	1965
Nourse, Walter	1913

O-O-O

O'Gorman, Ted	1977-79
Och, Joe	1944
Ofori Attah, Edwin	2005
Olive, Ben	1995
Oliver, Larry	1936-39
Ollice, Lew	1965-66
O'Reilly, Matt	1987-90
Osborn, Jim	1957-60
Ouseley, Bill	1955-57
Ozenburger, Bill	1948-50

P-P-P

Paffrath, Larry	1964-66
Palese, Bill	1932
Panneton, Ron	1966-68
Panzenback, Bob	1973-74
Parker, Carl	1993-96
Parker, Joe	1944
Parnell, Skip	1975-78
Patton, Bill	1953-54
Payne, Jack	1950
Payton, Charles	1992
Pegram, Bill	1944-46
Person, Bill	1955-56
Peters, Derrick	1990-93
Peters, Stephan	1922
Pfingst, Tom	1973-74
Phillips, Bill	1998
Pierce, Chester	1919-22
Pierce, Edwin	1920-23
Pires, John	1953, 55-56
Pomeroy, Ben	1965-67
Popplewell, Dave	1964-65
Potts, Casey	1988-91
Potts, Harold	1936
Powell, Vernon	1910
Pride, Curtis	1987-90
Purpura, Steve	1992-95

R-R-R

Ragazzo, Vito	1945
Rama, Jim	1966-68
Ramsey, Ron	1960
Rash, Steve	1971
Reed, James	1931-33
Reichert, Doug	1974
Renfro, John	1950
Richardson, Kevin	1982-85
Risinger, Mark	1976-79
Ritter, Mark	1972-74
Rivers, Sherman	2000-03
Roberts, Kenny	1960-62

Roberts, Thomas	1990-93
Robertson, Issac	1915-17
Robinson, Sherman	1948-49
Rocke, Alex	1985-86
Rodney	1945
Rothwell, Stuart	1915
Roy, Jim	1962-64
Rutledge, Warren	1952-55

S-S-S

Salvadori, Chris	1987-88
Salyers, Sal	1946
Sanders, Charlie	1957-60
Sandidge, Phil	1965
Satterthwaite, Ron	1974-77
Sauerbaun, John	1928-31
Savage, Dick	1952-53, 56
Savage, Mike	1986
Scarborough, Jack	1908
Schefer, Ed	1955
Scheie, Leif	1913
Schemering, Mike	1970
Schlossberg, Nathan	1907-09
Schubert, Axel	1986-87
Scott, Charles	1929
Scott, Scotty	1997, 99-00
Scully, Jack	1929-30
Seay, Terry	1972
Seward, Steve	1971-73
Sexton, Vincent	1923-25
Shafer, Michael	1991, 93-94
Shaffer, Lawrence	1930-32
Sherman, Wray	1949
Sherrill, Jud	1936
Sherwood, Bob	1968, 70
Siegert, Steve	1948-50
Silverman, Abe	1928-30
Small, Kurt	1992-95
Small, Raymond	1906-07
Smidl, Bob	1943
Smith, Arthur	1906
Smith, Hawley	2005
Smith, Scott	1989-92
Snyder, Isador	1927
Sokol, Charlie	1947-49
Sorenson, Steve	2002-04
Spack, George	1971-73
Steen, Sam	1996-98
Steib, Bart	1965, 67
Stephens, Eugene	1917
Stone, Webster	1915
Stout, David	1968-70
Stovall, David	1971
Stratton, Chris	2005
Strayhorn, Mike	1980-83
Streckroth, Bob	1943
Strohbehn, Tom	1999-02
Strong, Kim	1971
Stryker, Henry	1916
Stubbs, Tam	1953-54
Sudkamp, Don	1946
Sullivan, Charles	1942
Sundin, Corky	1930-32
Supplee, Jim	1969
Swindell	1944
Sykes, Bin	1930-32

T-T-T

Tabscott, Robert	1956
Taffe, John	1939-41
Taylor, Billy	1966-68
Taylor, Greg	1987-89
Taylor, Horace	1927-28
Teach, Charlie	1947-48

Teckler,	1931
Tinker, Dave	1972
Todd, John	1922-25
Todd, Lee	1924-27
Trammell, Jeff	1971-73
Traver, Tony	1981, 83-85
Trimble, Scott	1984-87
Trout, Tim	1985-88
Trueheart, John	1935
Trumbower, Adam	2004-05
Tucker, Rudy	1973
Turk, Bill	1944
Turner, Bud	1980
Turner, Henry	1912-14
Tyler, Ken	1986-87

V-V-V

Vail, Dennis	1974-76
Van Horne, Harry	1913
Vandeweghe, Al	1942-43
Varga, Ray	1956-57, 59
Vaughan, Dick	1946
Vaughn, Bev	1958-61
Veres, Rich	1980-81
Verkey, Matt	1993-96
Viglianco, Thomas	2002-03

W-W-W

Wagner, Tim	1978-81
Wakefield, Eric	1989-92
Walker, Dave	1966-67
Wallace,	1915-16
Wallick, Clair	1926-27
Walter, Tim	1964-66
Ward, Jim	1942-43
Warns, Jim	1970-72
Watkins, Sam	1923
Watson, Bruce	1906
Weaver, Walter	1942
Webb, Paul	1948
Weidner, Brant	1980-83
Wenk, Walter	1964-66
Wesson, Harrison	1925
White, Doc	1944-45
Whitley, Scott	1978-81
Williams, Harvey	1913, 15-16
Williams, Woody	1946
Wilson, Connie	1934
Wilson, Paul	1912
Wilson, Willard	1917
Winn, Waffles	1927-29
Winter, Mit	1998-01
Withers, H.V.	1966
Wolf, Brian	1966
Woods, Bettie	1913
Woollum, Charles	1960-62
Worrell	1933
Wortman, Chuck	1973-74
Wright, Austin	1944-45
Wright, Jack	1913
Wyatt, Albert	1915

Y-Y-Y

Yeager, Frank	1938-39
Young, Clyde	1926
Young, Whiting	1920-23
Younkin, Ed	1962-63

Z-Z-Z

Zable, Walter	1937
Zane, Gene	1949
Zehmer, George	1913-16
Zion, William	1913-16

WILLIAM AND MARY AT A GLANCE

The Best Small Public University in the United States

For more than 300 years, William and Mary has been a symbol of academic distinction in America. Now, in its fourth century, the College is prepared to educate the leaders of the 21st century.

The College of William and Mary was founded in 1693 by King William III and Queen Mary II of England. Four Presidents of the United States received their education at the College - George Washington, Thomas Jefferson, James Monroe and John Tyler.

William and Mary was the first college to institute an honor code of conduct. The premier academic society, Phi Beta Kappa, was founded by William and Mary students in 1776. The Society of the Alumni, founded in 1842, is the sixth oldest alumni group in the nation. Now the College is designated as a "Public Ivy" and ranks 15th among the best regional business schools.



The Wren Building is the oldest one in the United States in which classes are still taught.



Lake Matoaka provides an on-campus field laboratory and recreational activities, and includes an amphitheatre to host concerts.

Did You Know?

- W&M is the best small public university in the nation, according to an analysis by U.S. News and World Report.
- W&M ranked sixth among all public universities in the analysis.
- W&M ranked 30th overall among the nation's best universities.
- The average freshman retention rate is 96 percent.
- The College's student/faculty ratio is 12/1.
- Over 46 percent of the classes at W&M have less than 20 students.
- The maximum enrollment for freshman seminars is 17 students.
- W&M ranked 17th in graduation rates for national universities.
- Over 20,000 internships are posted on the school's web site.
- 10,400 high school students applied for 1,300 spots in the freshman class for the 2003-04 school year.
- More W&M graduates go on to earn doctorates than any other university in the state of Virginia.
- Over 83 percent of freshmen at W&M were in the top 10 percent of their high school graduating class.

In addition to the historic Williamsburg setting of the College, there are many other attractions offered within a reasonable driving distance from campus. W&M is located within three hours of Washington, D.C. Whether you like surfing at Virginia Beach (one hour away) or skiing at Wintergreen (less than three hours away), there is something for everyone in the W&M vicinity.

Amusement Parks

- Busch Gardens (Williamsburg, 10 min.)
- Water Country (Williamsburg, 10 min.)
- Kings Dominion (Ashland, 45 min.)
- Ocean Breeze (Virginia Beach, 60 min.)

Sports/Concerts

- Norfolk Scope (Norfolk, 45 min.)
- Chrysler Hall (Norfolk, 45 min.)
- Harbor Park (Norfolk, 45 min.)
- Verizon Wireless Amphitheatre (Virginia Beach, 60 min.)
- Hampton Coliseum (Hampton, 30 min.)
- Richmond Coliseum (Richmond, 45 min.)
- Richmond International Raceway (Richmond, 45 min.)
- The Diamond (Richmond, 45 min.)


You can watch the sunrise at Virginia Beach (below) or watch your life pass before your eyes on one of the thrilling roller coasters at Busch Gardens (right).



WILLIAM AND MARY ATHLETICS

Tribe

"Exercise and recreation ... are as necessary as reading;
I will say rather more necessary, because health is worth more than learning.
A strong body makes the mind strong."
—Thomas Jefferson, W&M Class of 1762



Few colleges in America can boast of the combination of athletic and academic excellence that is found at the College of William and Mary. Each year, more than 500 Tribe student-athletes, competing on 23 Division I teams, prove that it is possible to simultaneously excel at the highest levels of athletics and academics.

Athletic Excellence

The 2004-05 season was another outstanding year for W&M athletics, as the Tribe added five CAA titles to push its conference-leading total to 81, 30 more than the next closest competitor. Seven teams competed in their respective NCAA Championships, highlighted by the football team's appearance in the I-AA semifinals. It has become typical for W&M to win at least five conference championships and send seven or more teams to the NCAA Championship each season.

Each year the goal of the athletics department is to finish in the top-100 nationally in the NACDA Directors' Cup standings and in recent years W&M has far exceeded that standard. In 2004-2005, the College finished 76th, and was the highest-ranked team in the CAA and was third among all schools in the state of Virginia, making this the ninth time in the 12-year history of the Directors' Cup that the College has finished both in the top four in the state of Virginia and first or second in the CAA.

William and Mary fields Division I teams for both men and women in basketball, cross country, golf, gymnastics, soccer, swimming and diving, tennis, and indoor and outdoor track and field. There are also field hockey, lacrosse and volleyball squads for women of the College, while there are two additional sports (baseball and football) for men.

Academic Success

The Tribe's athletic accomplishments do not come at the expense of its students' academic responsibilities, as W&M has produced 36 Academic All-Americans since 1992.

In the NCAA's inaugural Academic Progress Rate scores for all Division I institutions, William and Mary once again excelled in its mission of fostering true student-athletes. The College boasted the fourth-best APR score (992) among 328 active and provisional institutions, and W&M leads all programs that offer performance-based grants and financial aid to scholar-athletes.

Additionally, W&M had four student-athletes recognized as CAA Scholar-Athletes of the Year in 2004-2005: Pat Comstock (Men's Cross Country), Megan Bishop (Women's Cross Country), Keith Bechtol (Men's Track and Field) and Lena Sherbakov (Women's Tennis).

William and Mary - A College of Champions

- NCAA Championships (2)
Men's Tennis (2) 1947, 1948
- CAA Championships (81)
Baseball (1) 2001
Men's Cross Country (12) 1990, 1991, 1993, 1994, 1995, 1996, 1997, 2000, 2001, 2002, 2003, 2004
Women's Cross Country (12) 1987, 1988, 1990, 1991, 1992, 1993, 1994, 1996, 1997, 1998, 2003, 2004
Men's Golf (1) 1985
Women's Lacrosse (1) 1992
Men's Soccer (6) 1983, 1987, 1995, 1996, 1999, 2000
Women's Soccer (9) 1993, 1994, 1996, 1997, 1998, 1999, 2000, 2001, 2003
Men's Tennis (3) 1988, 1990, 2005
Women's Tennis (18) 1986, 1987, 1988, 1989, 1990, 1991, 1992, 1993, 1994, 1995, 1996, 1997, 1998, 1999, 2000, 2002, 2004, 2005
Men's Track and Field (4) 1992, 1993, 2003, 2004
Women's Track and Field (6) 1999, 2001, 2002, 2003, 2004, 2005
Volleyball (8) 1985, 1986, 1987, 1988, 1989, 1990, 1991, 2001
- Atlantic 10 Football Championships (3)
1996, 2001, 2004
- ECAC Championships (6)
Men's Gymnastics (2) 1992, 1994
Women's Gymnastics (4) 1999, 2001, 2002, 2003
- Southern Conference Championships (48)
Men's Cross Country (15) 1955, 1956, 1957, 1963, 1964, 1966, 1967, 1968, 1969, 1970, 1971, 1972, 1973, 1974, 1975
Football (4) 1942, 1947, 1966, 1970
Men's Soccer (1) 1976
Men's Indoor Track and Field (11) 1957, 1966, 1967, 1968, 1969, 1970, 1971, 1972, 1973, 1974, 1975
Men's Outdoor Track and Field (12) 1957, 1958, 1966, 1967, 1968, 1969, 1970, 1971, 1972, 1973, 1974, 1975
Wrestling (5) 1968, 1969, 1970, 1971, 1977



W&M Administration



Gene R. Nichol
President

Gene Nichol became the College of William and Mary's 26th president on July 1, 2005. A scholar of constitutional and civil rights law, Nichol taught at the William and Mary School of Law from 1985 to 1988 and has served as dean at both the University of North Carolina at Chapel Hill School of Law

and the law school at the University of Colorado. While at William and Mary, Nichol was the Cutler Professor of Law and director of the Institute of Bill of Rights Law. He has also taught at Oxford, Exeter, and the law school of West Virginia University.

Nichol is the co-author of the text *Federal Courts* and has published articles on civil liberties and federal judicial power in a wide variety of journals, including the *Harvard Law Review*, *Yale Law Review*, and the *University of Chicago Law Review*. He contributed articles on civil rights and public law litigation to the *Encyclopedia of the American Constitution*, and one on the civil rights movement to the *Oxford Companion to the United States Supreme Court*. Over the course of his career, Nichol has testified on constitutional matters before committees of the U.S. Congress and

various state legislatures. In 2003, he won the American Bar Association's Edward R. Finch Award for delivering the nation's best Law Day Address. He was elected to membership in the American Law Institute and the American Bar Foundation Fellows.

Nichol attended Oklahoma State University, where he received a degree in philosophy and played quarterback on the varsity football team. In 1976, he graduated from the University of Texas Law School, where he was named to the Order of the Coif.

He is married to Glenn George, and they have three daughters: Jesse, Jenny, and Soren. George, a scholar of labor law and civil procedure, received her bachelor's degree from the University of North Carolina and graduated cum laude from Harvard Law School.



Sandra Day O'Connor
Chancellor

Sandra Day O'Connor, who in July of 2005 announced her intention to retire as Associate Justice of the United States Supreme Court, was named twenty-third Chancellor of the College by the College of William and Mary Board of Visitors on October 4, 2005. Justice O'Connor succeeds Dr. Henry A. Kissinger, former United States Secretary of State, who was appointed in 2000.

The post of Chancellor has been an important one since the College was chartered in 1693 by King William III and Queen Mary

II of Great Britain. Until 1776, the Chancellor was an English subject—usually the Archbishop of Canterbury or the Bishop of London—who served as the College's advocate to the crown, while a colonial president oversaw the day-to-day activities of the Williamsburg campus. Following the Revolutionary War, George Washington was appointed as the first American chancellor; later President John Tyler held the post.

"Through her remarkable combination of wisdom, courage, judgment, and skill, Justice O'Connor has become one of the most influential and effective jurists in American history," said President Gene R. Nichol. "I am thrilled that she is willing to share her ability and rich experience with William and Mary students. As a former constitutional lawyer, I am also honored to welcome one of my heroes to the College community."

The first woman to serve on the United States Supreme Court, Justice O'Connor was born in El Paso, Texas, on March 26, 1930. She earned a B.A. in economics (magna cum laude) from Stanford University,

and went on to receive an LL.B. from Stanford Law School, where she graduated third in her class. Her classmate, the late Chief Justice William H. Rehnquist, graduated first in the class.

She served as Deputy County Attorney of San Mateo County, California, from 1952 to 1953, and as a civilian attorney for the Quartermaster Market Center, Frankfurt, Germany, from 1954 to 1957. From 1958 to 1960, she practiced law in Maryvale, Arizona, and served as Assistant Attorney General of Arizona from 1965 to 1969. She was appointed to the Arizona State Senate in 1969, and was subsequently reelected to two two-year terms.

In 1975, she was elected Judge of the Maricopa County Superior Court and served until 1979, when she was appointed to the Arizona Court of Appeals.

President Ronald Reagan nominated her as an Associate Justice of the Supreme Court, and she took her seat September 25, 1981. She is married to John Jay O'Connor III, and the couple has three sons: Scott, Brian and Jay.

2005-06 Board of Visitors

Susan Aheron Magill '72 - Rector
Alexandria, VA

Michael K. Powell '85
D.P.S. '02 - Vice Rector
Fairfax Station, VA

Suzann W. Matthews '71
Secretary
McLean, VA

Alvin P. Anderson '70, J.D. '72
Williamsburg, VA

Robert A. Blair '68
Washington, DC

Janet M. Brashear '82
Virginia Beach, VA

Thomas E. Capps
Richmond, VA

James H. Dillard II '59
Fairfax, VA

Lawrence S. Eagleburger, D.P.S. '01
Charlottesville, VA

John W. Gerdelman '75
McLean, VA

Sarah I. Gore '56
Newark, DE

R. Philip Herget III
Alexandria, VA

Jeffrey L. McWaters
Virginia Beach, VA

Joseph J. Plumeri II '66
Bedminster, NJ

Anita O. Poston, J.D. '74
Norfolk, VA

Jeffrey B. Trammell '73
Washington, DC

Barbara B. Ukrop '61
Richmond, VA

Henry C. Wolf '64, J.D. '66
Norfolk, VA

2005-06 Student Representatives

Ryan M. Scofield
College of William and Mary

TBA
Richard Bland College

2005-06 Faculty Representatives

Robert B. Archibald
College of William and Mary

LeAnn Binger
Richard Bland College



Terry Driscoll Director of Athletics

With an extensive resumé that includes four years as a student-athlete, a professional playing career and numerous jobs in the athletic business world, Edward C. "Terry" Driscoll is entering his 10th year as the athletics director at the College of William and Mary.

Driscoll's tenure has seen a wealth of improvements across the board in the W&M athletics department, from new facilities to increased fundraising for the Tribe. In addition, the Tribe has reached all-time highs in the annual Director's Cup rankings that summarize excellence in all sports.

Upon the death of legendary Tribe athletics director John Randolph, W&M president Timothy J. Sullivan chose Driscoll to be the new leader of the department, saying "Terry brings outstanding management and leadership skills to the position."

Since Driscoll took over as athletics director, he has overseen the construction of more than \$16 million in facilities, including Plumeri Park (baseball), Albert-Daly Field (soccer, lacrosse) and the

Busch Courts (tennis). Driscoll has also increased the annual fundraising totals for non-capital projects from \$1.36 million in 1995 to around \$2.7 million currently. He also has served on numerous conference and NCAA committees, including a stint as president of the Atlantic 10 Football Conference.

The Tribe has also had outstanding success across the board since Driscoll came to Williamsburg. In 2002-03, W&M had a school-record 10 teams compete in the NCAA Tournament. Four teams won conference titles, while six were in the top 25 at the end of their respective seasons. One of the department's goals each year is to finish in the top 100 in the annual Director's Cup rankings, and that has happened in all but one of the years that Driscoll has been the AD, with a high ranking of 42 occurring in 1997. In addition, W&M had captured 81 CAA Championships coming into the 2005-06 school year, by far the highest total among all conference schools.

Driscoll's leadership skills were developed in his collegiate years. As a student-athlete at Boston College, Driscoll captained the basketball team to the National Invitation Tournament championship game as a senior, and was named the tournament MVP. In addition to being named an All-American, his success in the classroom with a major in biology garnered him an Academic All-America honor.

After graduating from BC, he was the fourth pick of the NBA Draft, selected by the Detroit Pistons, just three picks after the Milwaukee Bucks chose UCLA's Lew Alcindor, later to be known as Kareem Abdul-Jabbar. Driscoll chose to play a year in Italy first, but then returned to the U.S. to play for the Pistons, Washington Bullets and Milwaukee Bucks before going back to Italy as a player and coach until 1980.

Driscoll then entered the corporate world in 1980, working for Kazmaier Associates, Inc., an international sporting goods sales and sports marketing firm. After Kazmaier purchased Bike Athletic in 1986, KSG Inc. was formed with the objective of becoming the first, and only, national sales agency in the sporting goods industry. By 1987, Driscoll was president of the company and had expanded

Terry Driscoll (7) played in the NBA with and against some of the greatest basketball players in history, including Hall of Famers Wilt Chamberlain (13), Gail Goodrich (25) and Kareem Abdul-Kabbar (33).



Driscoll's Basketball Accomplishments

Boston College High School

1966 *Boston Globe* all-scholastic
BCHS Hall of Fame

Boston College

1967 NCAA Tournament All-East Region Team
1968 Academic All-American
1969 National Invitational Tournament
Most Valuable Player
ECAC Co-Player of the Year
Coaches All-American
Gator Bowl Most Valuable Player
Team captain
Scholar-Athlete

Boston College Hall of Fame
Jersey Retired (1/24/99)

Averaged 18.5 points and 13.9 rebounds per game in three-year career. Holds BC records in career rebounds (1,071), career rebounds per game (13.9), season rebounds (498), and rebounds in a single game (31). Twelfth-leading scorer in BC history (1,426), fifth-best career scoring average (18.5), tied for second-most points in a single game (46), 10th-best career free throw percentage (.779)

Professional Basketball

1969 First round draft pick (fourth overall)
1971 Detroit Pistons
1972 Washington Bullets
1973-75 Milwaukee Bucks
1975 Spirit of St. Louis
1976 Outstanding Foreign Player, Virtus Pallacanestro (Italian Professional League)

Coaching Career

Coached Sinudyne to Italian Professional League Championships in 1979 and 1980.

the agency to all 50 states just two years later. In early 1990, Driscoll's contribution to a marketing research project for the NCAA was the initial step moving him from product marketing and sales to sports marketing and management. The result of the project was a joint venture between Kazmaier Associates and Host Communication - with Driscoll being named managing director and chief operating officer of NCAA International.

In 1993, Driscoll diversified his experience in the athletic world by working as the executive director of the 1994 World Cup site in Boston. In September of that year, Driscoll was again enlisted to launch a new business, Eagle International Group, an event management and services company. As vice president, Driscoll worked with Hawaii Pacific Sports as well as organizing the Women's World Volleyball Grand Prix, a five-week competition in Honolulu.

Driscoll resides in Williamsburg with his wife, Susan. The couple has two children - Keith, 29, a 1997 graduate of Holy Cross and Leslie, 25, a 2001 graduate of William and Mary.



Athletics Administration

Barb Blosser **Senior Associate Athletics Director**

After serving 12 years as the College's associate athletics director, Barbara Blosser was promoted to her current position of senior associate athletics director in April of 2004. Blosser started her career at William and Mary as the head women's basketball coach in 1978 and guided the Tribe to a VAIAW crown in her first season with a school-record 16 wins (16-13). Her 1980 Tribe team (11-14) placed third, while the 1981 squad (16-16) was VAIAW runner-up. She was also at the helm during the 1984-85 season when William and Mary made the jump to NCAA Division I. Overall, she finished her coaching career with 115 wins, 84 of which came at William and Mary.



When the College's men's and women's athletic programs merged in May of 1986, she moved to administration, first serving as the Assistant to the Associate Athletics Director. Over the past 16 years, her administrative responsibilities at W&M have included the monitoring of financial aid matters, coordinating the scheduling of athletic facilities, supervision of coaches and staff and, currently, serving as the person primarily responsible for administering the day-to-day operations of the department.

From October 1992 to June 1993 and August 1995 to July 1996, Blosser also served as acting athletics director in an interim capacity. For her efforts, she was named the first recipient of the John Randolph Inspiration Award. Blosser has served on various committees such as the NCAA Strategic Planning Committee and the Colonial Athletic Association Competition Committee.

Blosser began her coaching career at the helm of the women's basketball program at Ashland College in Ohio. During two seasons there, she led the Eagles to successive 15-7 and 16-8 ledgers. Her 1977 squad won the AIAW Region V Championship, while her 1978 team took the OAISW Small College title.

A former three-sport standout at Ohio State, Blosser graduated Cum Laude in 1975 with a Bachelor of Science degree in physical education. At OSU, she was selected to both Phi Beta Kappa and Mortar Board. She competed in basketball, field hockey and tennis and captained both the basketball and field hockey squads her senior year. She went on to earn her master's degree from the University of North Carolina Greensboro in 1978.

Robb Dunn **Associate AD, Internal Affairs**

Robb Dunn is in his fifth year with the College, and his second as the Associate Athletics Director for Internal Affairs.

Dunn oversees the facilities and operations for W&M athletics. In this position, Dunn is responsible for budgets, maintenance and game-day operations of all Tribe athletic facilities. He oversees a staff of seven full-time employees. In addition to his duties with athletics, Dunn also coordinates all outside events held at William and Mary Hall, as well as summer camps and equipment operations. Also, Dunn oversees the day-to-day operations of the baseball, men's soccer and men's and women's gymnastics programs.



Prior to arriving in Williamsburg, Dunn served as the Facilities and Game Management Supervisor at the University of Michigan. In that capacity, Dunn managed six department facilities, as well as handling game management duties for baseball, basketball and football. Prior to assuming this position, Dunn spent five years at Michigan's Yost Arena, including four years overseeing the consulting portion of the Sport Facilities Research Laboratory.

A California native, Dunn earned a bachelor of arts degree in history from the University of California at Berkeley in 1993. During his undergraduate days, he lettered as a member of the Golden Bears' football program and also worked for Cal's department of intercollegiate athletics and recreational sports. He then went on to earn a master's degree in kinesiology from Michigan in 1994.

Bobby Dwyer **Associate AD, Development**

Bobby Dwyer, Associate Athletics Director for Development, heads the W&M Athletic Educational Foundation, the department's alumni fund-raising arm. He came on board in October 1985 after holding assistant basketball coaching positions at the U.S. Military



Academy and Duke. He was promoted to Associate Athletics Director last spring. Dwyer heads up the fund-raising efforts for the athletics department, and supervises the marketing and promotions and special events departments.

Dwyer graduated from Wake Forest in 1974 where he was a member of the varsity basketball team for three years and captained the squad as a senior. He received his master's degree in higher education from W&M in 1994.

He is a past president of the Williamsburg chapter of the American Cancer Society and the American Heart Association. He and his wife Patti have two sons, Patrick (21) and Peter (19), and live in Williamsburg.

Frank Hardymon **Associate AD, External/Business Affairs**

Frank Hardymon is in his second year as W&M's Associate Athletics Director for External/Business Affairs.

Hardymon joined the Tribe staff in October of 1997 as Assistant Athletics Director for Business Affairs. Previously, he managed the athletics budget at Villanova University as the Associate Business Manager (1995-97).



In his current role, Hardymon assists in formulating the athletic budget, and working with all head coaches and directors to manage the budget. He also manages the day-to-day operations of the Athletics Business Office, with the assistance of athletic business managers Jon Palumbo and Cathy Rossi. Hardymon also oversees the sports information and ticket offices. In addition, he handles the day-to-day oversight of the men's and women's track and field, cross country and golf programs.

A University of Kentucky graduate, Hardymon worked in corporate finance for five years. He earned an MBA from DePaul University in 1992 and a MEd from the University of Georgia in Sport Management in 1995. He is a member of the Collegiate Athletic Business Managers Association, serving on their membership and programs committees. Hardymon resides in Williamsburg with his wife Lisa. They have a five-year old daughter, Emma, and a three-year old daughter, Grace.

Athletics Administration

Bill Bryant **Director of Compliance**

Bill Bryant enters his eighth year as the College's Director of Compliance. Bryant came to W&M with a diverse and well-rounded background in collegiate administration.

Under the direction of Bryant, the compliance office works with the NCAA Clearinghouse to determine initial eligibility of all student-athletes and continues to monitor eligibility throughout their college careers. Bryant is also responsible for educating all student-athletes, coaches and staff to the NCAA rules.

Prior to arriving in Williamsburg, Bryant had spent seven years as the Assistant Athletic Director for Student Affairs at the University of Pittsburgh. In that capacity he was responsible for the development of academic programs for student-athletes, NCAA compliance and eligibility and served as the academic liaison for the football program.

A 1970 graduate of Cal-Davis, Bryant also served three-year stints in similar positions at both Arizona State (1987-90) and Oregon (1984-87), where he also earned his M.S. in Physical Education. Bryant and his wife, JoAnn, are the parents of two children, Christy (28), a graduate of Bowling Green, and Bobby (23), an avid hockey player. Bobby was a member of the SUNY-Morrisville ice hockey team which won the Junior College National Championship four years ago.

Pete Clawson **Sports Information Director**

Pete Clawson is in his 10th year in the W&M Sports Information Office and his sixth as the Director. His responsibilities include overseeing the department, while also directly handling all aspects of media relations for the Tribe football and men's gymnastics teams.

A 1990 graduate of the University of Pittsburgh, Clawson has assisted in the sports information departments at his alma mater, the University of Florida and Fresno State.

While at Florida, Clawson was the primary contact for all electronic media interviews for the Gator football program. In his two years at Fresno State, he was responsible for all interviews and practice coverage for the football team, as well as serving as the media contact for the wrestling and track and field teams.

The Dillsburg, Pennsylvania, native enjoys music, fishing and jogging. He and his wife Catherine were married on July 19, 2003 and reside in Williamsburg.

Steve Cole **Assistant AD, Health Services**

Director of Sports Medicine Steve Cole enters his 22nd year at the helm of the William and Mary Sports Medicine program. One who is familiar with the logistics and scope of the sports medicine field on

all levels, Cole has a comprehensive knowledge of the broad discipline and all its components.

A certified athletic trainer (NATA) and strength and conditioning specialist (NSCA), Cole graduated from West Virginia in 1976 with a bachelor's degree in physical education and athletic training. He subsequently earned a master's degree in sports medicine in 1978 from the University of Virginia.

A true fitness buff, Cole is an exemplary model for all the athletes. He is an avid competitor who has participated in a variety of triathlons since 1980, spending countless hours of his spare time in training. Cole resides in Williamsburg with his wife Lonna, six-year-old daughter Sydney Janaé and three-year-old daughter Jahnessa Yaxin.

Deidre Connelly **Sport Psychologist**

Another valuable member of the athletic department is sports psychologist **Deidre Connelly**, who is entering her 13th year with the William and Mary athletic department. Connelly came to the College from Iowa, where she was a professor and the director of the sport psychology program. She has been published many times and has been invited to speak at numerous conferences and seminars. Connelly received her undergraduate degree from the University of Bridgeport, and did graduate work at William and Mary. She received her master's and Ph.D. in sports psychology from Virginia.

Nancy Everson **Academic Support Coordinator**

The academic support coordinator, Nancy Everson, is a member of the National Association of Academic Advisors for Athletics, the National Academic Advising Association, and serves as national chair of the NACADA commission on advising student-athletes. Everson is a graduate of William and Mary with a bachelor's degree in psychology and a master's degree in educational policy, planning and leadership.

With the assistance of interns from the Graduate School of Education, she monitors the academic progress of student-athletes, coordinates the tutorial and study programs, teaches classes on enhancing study skills and serves as a point of referral to campus counseling services as well as the Writing Resource Center, the Oral Communication Studio and Disability Services.

Everson's biggest asset to the athletic department is her care and concern for the student-athlete. She has the ability to direct student-athletes to the proper resources and to serve as a liaison between the athletic department and various campus entities. Cooperative arrangements exist within the College's professional staff to provide specialized workshops, freshman orientation sessions and career development seminars to assist student-athletes in maximizing their potential.

Pete Kresky **Director of Marketing and Promotions**

Pete Kresky, in his fourth year at W&M, has transformed the marketing department to one of ultimate success by more than doubling the number of corporate sponsors and thus significantly increasing revenue. Key to this progress has been the successful inclusion of the Williamsburg community into operations and the cultivation of both new and old supporters of Tribe Athletics.

Kresky came to W&M in 2002 with over 20 years of sports retail experience. Most notable of his accomplishments were the creation of one of the most successful sporting goods franchises in the Athlete's Foot organization with over 20 locations, as well as his time as a professional consultant for corporations such as Brooks Shoes and Reebok. Kresky has also worked in commercial and mortgage banking.

He is a certified rowing coach and currently resides in Stonehouse with his wife Bonnie.

Millie West **Director of Special Projects**

An integral part of W&M athletics for more than 40 years, Millie West began another chapter of her affiliation with the College in 1991 when she retired as Associate Athletics Director and assumed the role of Director of Special Projects.

A highly successful fund raiser, she has been a key in the success of the four BASF Wightman Cup tennis tournaments held at the College, as well as the annual Plumeri Pro-Am golf tournament which has reaped great benefits for the College. West coordinated W&M's Indoor Tennis Center Project, which brought the McCormack-Nagelsen Tennis Center onto campus. She is also the curator, and 1998 inductee, of the ITA Women's Tennis Hall of Fame at the center.

A 1957 graduate of Georgia College, West, who was awarded the USTA Educational Merit Award, is also a member of the W&M Athletic Hall of Fame. She also serves on executive committees for the Virginia Sports Hall of Fame and Williamsburg Community Health Foundation.

Alycia Winter **Director of Special Events**

Alycia Winter joined W&M in September 2002, filling the role of Director of Special Events. In this capacity she is responsible for such events as the Lord Botetourt Auction, Half Marathon, Hall of Fame Dinner and Athletic Awards Dinner to name a few.

Prior to arriving at W&M, Alycia worked for three years in the marketing and special events department of DoubleClick, an Internet advertising agency in New York City. A 1997 graduate of Marist College, Alycia worked at Grey Advertising as a copy writer her first two years out of college.

The former Alycia Libby was married to Sean Winter on March 19, 2005, and the couple resides in Richmond.

WILLIAMSBURG AND VIRGINIA

The College of William and Mary is located in one of the most historic towns in America—Williamsburg. Located in the heart of Virginia's Historic Triangle, Williamsburg traces its history back over 350 years.

Today, with a population of 11,500, Williamsburg still plays an important role in Commonwealth of Virginia. With the College, it is a center of higher education, and with Colonial Williamsburg, it has become one of the most popular tourist attractions in the state.

However, Williamsburg is much more than just its historic district. A popular shopping area, Williamsburg is home to both Merchants Square (located next to campus) and several large outlet shopping centers located just west of town.

Just east of Williamsburg is Busch Gardens, which includes some of the top roller coasters in the nation. Water Country USA is also located just east of town.



With courses designed by such noted architects as Robert Trent Jones, Arnold Palmer, Rees Jones and Dan Maples, Williamsburg has also become noted for its impressive array of golf courses. Many of the courses in the area are ranked among both the best in both Virginia and the nation. The Kingsmill River Resort has been the home of the PGA Mich-elob Championship, and currently hosts the LPGA's Michelob ULTRA Open.

Nearby Williamsburg are other noted historical and recreational areas. Jamestown, the first permanent English colony in America, is located just outside of town on the James River. The site of George Washington's decisive victory over

the British, Yorktown, is just a short drive down the Colonial Parkway from Williamsburg.

An hour's drive away are both Richmond, the capital of Virginia, and Norfolk, home of the U.S. Navy's Atlantic Fleet and one of the largest naval bases in the world. Just beyond Norfolk is Virginia Beach, one of the largest beach resorts on the East Coast. It offers an excellent beach on the Atlantic Ocean and a three-mile long boardwalk.

Arguably the most historic of all 50 United States, Virginia is a veritable microcosm of American heritage. Many residents here preserve and interpret everything historic, from colonial towns and trails to 20th-century diners. If you want living history, you'll find it representing nearly every era at special events and destinations all year long. In Virginia, one can visit areas from Colonial times, Civil War battlefields and still make a visit to the nation's capital in just one day.



STUDENT-ATHLETE SUPPORT

Goals

We take pride in the many achievements of William and Mary athletes, both in the classroom and on the playing field. These support services and many others are in place to help each student-athlete achieve their goals. It is our hope that at the completion of their undergraduate career they can reflect upon:

1. An academic experience that prepared them for a successful career.
2. An athletic challenge that brought many rewards.
3. A feeling of loyalty and pride in identifying themselves as a varsity athlete with a degree from The College of William and Mary.

Compliance and Academic Support

As members of the Colonial Athletic Association and NCAA Division I, the College is committed to full compliance with all NCAA and conference regulations. The department has a fulltime Director of Compliance committed to assisting students, staff and coaches through education and monitoring of compliance issues.

All entering students are assigned to a faculty academic advisor assigned by the director of Academic Advising. Students remain with this advisor until their sophomore year at which time they select a faculty advisor in their chosen major.

Within the athletic department, the Academic Support Coordinator is a valuable resource for student-athletes serving in a liaison role with the various student service offices throughout the campus community. The College has offices for Volunteer Services, Career Services, a Writing Resource Center and Oral Communication Studio, to name a few.

The department offers a variety of study, life and career building skills programs, but holds firm to the concept of self-determination—each student must take responsibility for his or her collegiate experience. Our goal is to assure that there is a support system in place to assist students to make positive and informed decisions.



Sports Psychology

The athletic department has on staff a sports psychologist, who holds a Ph.D. in sports psychology. All consultations are confidential and all student-athletes, teams or coaches are welcome regardless of the issues they wish to discuss. Consultation is available for sport psychology education, performance enhancement skills training, strategies for dealing with stress or injury, or for personal issues that may affect performance. The sports psychology consultant is considered a member of the Counseling Center and refers individuals to the Center when appropriate.

Strength, Speed and Conditioning

Tribe athletics is very proud of the Joseph W. Montgomery Strength Training Center, a 5,000 square foot weight training facility. Under the guidance of the Head and Assistant Strength Coach each sport is provided with a program designed to enhance individual strength and flexibility development specific to the skills and movements required for their sport. Individuals are educated on proper lifting techniques and workouts are monitored to assure safety at all times.



Sports Medicine

The Division of Sports Medicine provides a comprehensive health care program for the department of intercollegiate athletics. The staff consists of a team physician, seven full time certified athletic trainers, two graduate assistant athletic trainers and medical specialists from the local community. The team physician has overall responsibility for supervision of the sports medicine program. Tribe athletes have the luxury of rehabilitating and treating injuries in a state-of-the-art athletic training facility.

The priority for the athletic training staff is to enhance and assure lines of communication and cooperation among its staff, student-athletes, parents, coaches, the Student Health Center and involved medical specialists. Through a team approach to health care the sports medicine program can offer comprehensive health care services to the student-athletes in a caring and cooperative manner.

Tribe Club



Tribe Club
 P.O. Box 399
 Williamsburg, VA 23187
 (757) 221-3350
 TribeClub@wm.edu
 www.TribeClub.com



Bobby Dwyer
 Associate AD,
 Development



Denys Grant
 Tribe Club
 Chairman



Pamela Mason
 Associate Dir. of
 Development



Al Albert
 Assistant Dir. of
 Development



Alycia Winter
 Director of
 Special Events



Carol Brouwer
 Asst. to the Dir. of
 Special Events



Jean Beall
 Business Manager



Peggy Lukas
 Administrative
 Assistant

Established in 1948 to create support for William and Mary athletics, the Tribe Club is made up of alumni and friends of the College's athletics programs. Due to the fact that W&M receives no aid from the state for its sports programs, the Tribe Club is the sole provider of scholarships for William and Mary's student-athletes. Additionally, money raised annually by the Tribe Club helps defray a portion of the operating expenses for program support.

Whether you are a former Tribe student-athlete, a proud alum, a Tribe parent or a fan of William and Mary athletics, you are invited to join the Tribe Club. By donating to the unrestricted fund or to a specific sport, you are providing opportunities for many young men and women to experience both academic and athletic excellence here at the College. In addition to supporting our student-athletes with generous gifts, Tribe Club members receive exclusive benefits based on their giving level, as well as invitations to tailgates, pre-game and halftime events, golf outings and regional Tribe Club social events.

To join, you can make a contribution to the Tribe Club online at www.tribeclub.com or send your donation to PO Box 399, Williamsburg, VA, 23187. Thanks to all those who are loyal members of the Tribe Club family. Your support of our gifted and talented athletes is truly appreciated. We could not succeed without you!



The 2005 Lord Botetourt Auction raised over \$124,000 toward athletic scholarships for W&M student-athletes. Chairing the event were (left to right) Pam Michael, Carol Taylor and Mary Busbee.



W&M Hall of Famer and NFL veteran Steve Christie served as the Honorary Chair of this year's auction. He is pictured with Alycia Winter, Director of Special Events for W&M Athletics. Steve's autographed New York Giants jersey went for \$1,100 in the live auction.



Also present at the auction were Henry and Nancy George of Richmond, pictured with All-American wide receiver Dominique Thompson ('05).

William and Mary Hall

This year the Tribe enters its 32nd season in William and Mary Hall, home of varsity basketball and all Tribe athletics. On the concourse and lower levels of the building are coaching and staff offices housing the William and Mary athletics department. The broad-based program offers 23 intercollegiate varsity sports to William and Mary undergraduates.



Total capacity of the arena is about 8,600 for basketball, but by using bleachers in the open end and chairs on the floor, capacity can be expanded to 11,300 for convocations, concerts or theater-in-the-round.

The building features a medical suite, seminar room, a gymnastics workout area and another room for other sports usages. The facility houses 12 locker room areas with adjoining showers. In addition, there is a newly expanded, 5,000 square-foot weight training facility complete with Nautilus and other free-weight equipment.

The Hall, completed in 17 months by the Southeastern Construction Company of Charlotte, North Carolina, opened just in time for the inaugural game between the Tribe and the University of North Carolina

Tar Heels. Financed by state revenue bonds, the total cost of the structure was \$5.3 million.

Some of the proudest moments in Tribe basketball featured John Lowenhaupt (#42), Keith Cieplicki (#14), and Chet Giermak (#32) having their jersey numbers retired. In 1990, Jeff Cohen's jersey (#52) was retired posthumously. In 1993, Bill Chambers (#32) was also recognized as a W&M all-time great. Banners signifying those great memories hang in the Hall today.

Other sporting events held here have included the Harlem Globetrotters and the Roller Derby. Fans in the Williamsburg area have seen



auto shows, dog shows, Prince Charles, Glenn Close, a Billy Graham crusade, Bette Midler, Billy Joel, speeches by presidential candidates Jimmy Carter and Gerald Ford, the Shakespeare Players, a three-ring circus, and even a Howdy Doody show.

The first concert held was Sly and the Family Stone held in 1971. The largest crowd for a concert was 13,514 for the Police in February 1982. Other performers in the Hall included R.E.M., Sting, the Grateful Dead, Bruce Hornsby, 10,000 Maniacs, Beach Boys, Chicago, Stone Temple Pilots and many more.

Bettie Adams serves as director of William and Mary Hall and Ticket Services. Robb Dunn serves as Associate Athletics Director for Internal Affairs and is responsible for the operation of W&M Hall.



With financial support from many former W&M men's basketball players, the Tribe's locker room has undergone a variety of improvements, including new lockers, carpeting, leather coaches and a 36-inch HDTV.



ATHLETIC FACILITIES

The College of William and Mary and its student-athletes take a great deal of pride in the quality of its athletic facilities. Over the last several years, the College has bolstered its lineup of venues to match the success that the Tribe has shown in the athletic arena, which has been unmatched in the Colonial Athletic Association. William and Mary boasts some of the finest athletic arenas in the nation, from its newest venue, Albert-Daly Field, to the oldest, Walter J. Zable Stadium at Cary Field, a campus landmark since 1935. The College is committed to providing the student-athlete the most enjoyable and rewarding atmosphere possible.



BUSCH FIELD

- Home of the Tribe's field hockey team
- Made possible by a generous grant from the Anheuser-Busch Corporation
- Playing surface is a unique combination of a poured pad with AstroTurf playing surface
- Seats over 2,200
- State-of-the-art computerized lighting and an elevated press box



ALBERT-DALY FIELD

- Home of the Tribe men's and women's soccer and lacrosse teams
- Made possible by a generous grant from Mr. and Mrs. Jim Ukrop
- Natural grass playing surface
- Named after longtime Tribe soccer coaches Al Albert and John Daly



MCCORMACK-NAGELSEN TENNIS CENTER

- Home of the Tribe's tennis teams
- Six indoor courts
- Houses the ITA Women's Tennis Hall of Fame
- Mezzanine and stadium seating areas
- Built with a gift from W&M graduate Mark McCormack and his wife Betsy Nagelsen
- State-of-the-art lighting and scoreboard



BUSCH COURTS

- Home of the Tribe tennis teams for the outdoor season
- Eight individual hard court surfaces
- Features California Corners, a unique design that includes quarter fences that run along the sidelines to allow uninterrupted play
- Stadium seating for approximately 500
- State of the art lighting for night matches



PLUMERI PARK

- Home of the Tribe baseball program
- Made possible by a generous grant from Joe Plumeri
- Seating for over 1,000
- Indoor and outdoor batting cages
- Lighting for night games
- Locker room, box seats and concessions



ZABLE STADIUM

- Home of the Tribe's football and track and field teams
- Campus landmark since 1935
- Seating for more than 12,000
- Permanent lighting will be installed in time for the 2005 football season
- Brand new state-of-the-art track around the field scheduled for completion in spring 2006
- Joseph Montgomery football practice facility is located adjacent to the stadium



WILLIAM AND MARY HALL

- Home of the Tribe's basketball, gymnastics and volleyball teams
- Seats over 8,500
- Three-level building includes 12 locker room areas, a spacious training room, 5,000 square foot weight room and gymnastics training center
- The concourse and lower levels house administrative and coaching staff offices

William and Mary Sports Information

The William and Mary Sports Information Office is located in Rooms 211-213 in the southeast corner of William and Mary Hall. The sports information office is always available to assist the media in its coverage of Tribe men's basketball. Please contact associate sports information director **Dan Wakely** with any requests for information, interviews, photographs and game credentials.

Credential Requests

All media credentials should be arranged by contacting Dan Wakely in the William and Mary Sports Information Office. Requests must be made on company letterhead and received at least 48 hours in advance of the game. Credentials will be mailed if time allows, or may be picked up at the Ticket Office Will Call window in the southeast corner of William and Mary Hall.

Media Parking

A limited number of media parking spaces are available in the lot immediately adjacent to the south side of William and Mary Hall. Parking passes will be mailed if requested at least one week prior to the game. Spaces in the media parking lot are available on a first-come, first-served basis. A parking pass **does not guarantee** a space in the media parking lot. General parking is available in the large parking lot on the north side of William and Mary Hall.

Media Services

The media workroom (Room 221) is located off of the hallway on the north (scorers table) side of the arena. Press row is located on the south side of the arena. All seats are assigned. Game notes, media guides, rosters and programs will be available in the media workroom. A meal will also be available approximately one hour before game time. Access to the media workroom is limited to those with proper credentials. Statistics, play-by-play and scores from college basketball games around the country will be available during and after the game.

Radio

Visiting radio lines may be rented through the Sports Information Office at a cost of \$75 per line. An ISDN line may be installed at additional request given enough advance notice. Radio stations should make arrangements with Dan Wakely in the sports information office at least one month in advance of the game. Requests for the line will be honored on a first-come, first-served basis. Only collect, toll-free and incoming calls will be available through this phone line. Please contact Dan Wakely at least 24 hours in advance if you wish to tape an interview with any William and Mary coaches to be broadcast before a game.

Practices

All W&M practices are closed to the media.

Post-Game Press Conference

The W&M locker room is closed to the media at all times. A member of the W&M Sports Information Office will take requests for players near the end of each game. After each game, both head coaches and selected players from each team will be brought to the media workroom for the post game press conference.

Interview Policy

All William and Mary players and head coaches will be available for interviews throughout the season. **All interview requests** must be coordinated through Dan Wakely in the Sports Information Office. Please give at least 24 hours notice whenever possible. Home phone numbers will not be made available and members of the media are asked not to contact players or coaches at home.

Internet Access

The official web site of William and Mary Athletics is www.TribeAthletics.com. This web site contains information for all 23 of William and Mary's sports, including schedules and results, statistics, releases, game notes and media guides. Information about the Colonial Athletic Association can be found at www.caasports.com.

Press Releases

Game notes will be available at least one day prior to each contest. All William and Mary basketball game notes and releases will be e-mailed, faxed and posted on the Tribe's web site. Please contact Dan Wakely if you would like to be added to either the fax or e-mail distribution list.

CAA Teleconference

Members of the media are invited to participate in the CAA's weekly telephonic press conferences. The first call will occur on January 3 and run each Tuesday morning through February 28. CAA coaches will be available to answer questions beginning at 10:00 AM. W&M coach **Tony Shaver will be available from 10:40-10:50 AM**. The phone number for the call is (888) 677-9010. Contact Tripp Sheppard or Rob Washburn in the CAA office at (804) 754-1616 for the password to access the call.



Sports Information

Men's Basketball Contact: Dan Wakely

Mailing Address

PO Box 399
Williamsburg, VA 23187

Overnight Shipping Address

William and Mary Hall, Room 213
One Campus Drive
Williamsburg, VA 23185

Important Phone Numbers

All numbers area code 757

221-3368	Wakely Office Phone
208-3076	Wakely Cell Phone
221-3344	Sports Information Office
221-3412	Sports Information Fax
221-3348	Basketball Press Row
221-3340	Ticket Office

Internet Information

www.TribeAthletics.com

Official website of William and Mary athletics

www.CAASports.com

Official web site of the Colonial Athletic Association

Sports Information Staff

Pete Clawson (Director)
football, men's gymnastics
(757) 221-3369 • pmclaw@wm.edu

Dan Wakely (Associate Director)
men's basketball, men's soccer, field hockey, men's and women's tennis
(757) 221-3368 • ddwake@wm.edu

Chris Poore (Assistant Director)
women's basketball, baseball, volleyball, women's soccer
(757) 221-3370 • cppoor@wm.edu

Jake Skipper (Intern)
golf, swimming & diving, cross country, track & field
(757) 221-3344 • jcskip@wm.edu

Mark Hoskins (Assistant to the Director)
women's gymnastics, women's lacrosse, secondary football
(757) 221-3344 • mjhosk@wm.edu



Pete Clawson
Director



Dan Wakely
Associate Director
Men's Basketball Contact

Media Outlets

Print Media

Daily Press

7505 Warwick Boulevard
Newport News, VA 23607
(O) 757-247-4630; (F) 757-247-9420
Doug Roberson, Sports Editor
757-247-4638; droberson@dailypress.com
Marty O'Brien, Beat Writer
757-247-4963; mobrien@dailypress.com

Richmond Times-Dispatch

P.O. Box 85333, Richmond, VA 23293
(O) 804-649-6554; (F) 804-775-8085
tdsports@timesdispatch.com
Jack Berninger, Sports Editor
804-649-6445
John Packett, Beat Writer
804-649-6313; jpacket@timesdispatch.com

Virginia Gazette

216 Ironbound Road, Williamsburg, VA 23188
(O) 757-220-1736; (F) 757-220-1665
John Harvey, Sports Editor
757-345-2352; jharvey@vagazette.com

Virginian Pilot

150 West Brambleton Ave., Norfolk, VA 23501
(O) 757-446-2366; (F) 757-533-9004
Tom White, College Sports Editor
757-446-2368; tom.white@pilotonline.com
Rich Radford, Beat Writer
757-446-2463; rich.radford@pilotonline.com

Flat Hat

W&M Campus Center
Williamsburg, VA 23185
(O) 757-221-3281; (F) 757-221-3242
fhsprt@wm.edu
Christopher Adams, Sports Editor

Dog Street Journal

CSU 4612, P.O. Box 8793
Williamsburg, VA 23186
sports@dogstreetjournal.com

Associated Press (Richmond)

700 E. Main St., Suite 1380
Richmond, VA 23219
(O) 800-552-9935; (F) 804-643-6223
Hank Kurz, College Sports
hkurz@ap.org

Television

Comcast SportsNet
7700 Wisconsin Ave., Suite 200
Bethesda, MD 20814
(O) 301-718-3306; (F) 301-718-3324
Rich Wolff, Producer
rwofff@comcastsportsnet.com

WTKR (CBS) Channel 3
720 Boush Street, Norfolk, VA 23510
(O) 757-446-1361; (F) 757-446-1376
Tro Brettson, Sports Director
troy.brettson@wtkr.com

WTVR (CBS) Channel 6
3301 West Broad Street, Richmond, VA 23230
(O) 804-254-3645; (F) 804-254-3697
Lane Casadonte, Sports Director
lcasadonte@wtvr.com

WRIC (ABC) Channel 8
301 Arboretum Place, Richmond, VA 23236
(O) 804-330-8829; (F) 804-330-8883
Rick Stoss, Executive Sports Producer

WAVY (NBC) Channel 10
300 Wavy Street, Portsmouth, VA 23704
(O) 757-393-4692; (F) 757-397-8279
wavy.sports@lintv.com
Bruce Rader, Sports Director

WWBT (NBC) Channel 12
5710 Midlothian Turnpike
Richmond, VA 23225
(O) 804-230-2614; (F) 804-230-2789
Ben Hamlin, Sports Director
bhamlin@nbc12.com

WVEC (ABC) Channel 13
613 Woodis Avenue, Norfolk, VA 23510
(O) 757-628-6217/6215; (F) 757-628-5855
Scott Cash, Sports Director

Radio

WMBG (740 AM)
5351 Richmond Road, Williamsburg, VA 23188
(O) 757-229-7400
Bob Sheeran

WSRV (92.3 FM)
207 Parkway Drive, Williamsburg, VA 23185
(O) 757-565-1079; (F) 757-565-2250
Jim Campana

WBRG (1050 AM)
239 Ragland Road, Lynchburg, VA 24572
(O) 434-845-5916; (F) 434-845-5917
Brent Epperson

W&M Radio Network

Jay Colley
7 Forest Hill Drive, Williamsburg, VA 23185

Charlie Woollum
113 Swinley Forest, Williamsburg, VA 23188

Bill McDonald
11340 Caruthers Way, Glen Allen, VA 23059

Tribe Radio Network

Teaming up once again to call all the exciting action of William and Mary basketball over the airwaves will be Jay Colley and Bill McDonald. For the fourth season the pair will be joined by former W&M basketball coach and player, Charlie Woollum, who will add his insight and experience to the broadcast.

Colley is a veteran broadcaster who shifts from sport to sport with ease. He calls the play-by-play for the Tribe on the gridiron and is also a veteran baseball commentator, who was pre-

viously the voice of the Rochester Redwings as well as the Richmond Braves and the Tidewater Tides.

In recognition of Jay's years of service to the College, he was selected as an honorary alumnus of William and Mary and was officially presented with the honor at Charter Day in February, 2003. A mass communications graduate of Middle Tennessee State University, Jay is entering his 24th season of broadcasting Tribe basketball. Jay and his wife Cindy have a daughter, Carleigh Danielle (14) and a son, Benjamin William (11).

A 1962 graduate of William and Mary, Charlie Woollum was the head coach of the Tribe from the 1994-95 through the 1999-2000 seasons, leading the Tribe to 20 wins and a regular season tie for first place in the CAA in 1998. Bill McDonald, a 1974 graduate of the College, has been a working broadcast journalist who has been involved with the

Tribe radio network for many years.

Stretching over 150 miles of the state, the William and Mary Radio Network is the gateway to all of the Tribe action over the air. The flagship station for the network this season is WMBG, 740 AM, in Williamsburg.

The listening format for basketball games is similar to past Tribe broadcasts with a pre-game show with head coach Tony Shaver, a halftime scoreboard and a post-game wrap-up.

William and Mary Radio Network

	Flagship Station	
Williamsburg	WMBG	740 AM
Other Stations		
Williamsburg	WSRV	92.3 FM
Richmond	WTOX	1480 AM
Lynchburg	WBRG	1050 AM

The radio broadcast can also be heard for free around the world through the Internet. Go to the official website of W&M athletics, www.TribeAthletics.com and click on the "Live Audio" link for more information.



W&M Radio Network (from left): Bill McDonald, Jay Colley and Charlie Woollum.

2005 W&M TV/RADIO SPOT CHART



00 Nate Loehrke
C, 6-10, 250, Sr.
Kalamazoo, MI



1 Calvin Baker
G, 6-2, 185, Fr.
Newport News, VA



3 Adam Trumbower
G, 6-3, 190, Jr.
Roanoke, VA



4 Alex Smith
F, 6-5, 250, Fr.
Greenville, SC



11 Nathan Mann
G, 6-2, 190, So.
Overland Park, KS




12 Brian Hutt
C/F, 6-9, 245, Sr.
Denver, CO



13 Laimis Kisielius
F, 6-8, 210, So.
Vilnius, Lithuania



15 Peter Stein
F, 6-9, 220, Fr.
Bellaire, TX



20 Kyle Carrabine
G, 6-7, 195, So.
Naperville, IL



21 Hawley Smith
F, 6-5, 225, Sr.
Jacksonville, FL



22 Taylor Mokris
G, 6-6, 220, Sr.
Charlotte, NC



23 Chris Darnell
F, 6-8, 210, Fr.
Stafford, VA



24 Adam Payton
G, 6-3, 195, Jr.
Burlington, NJ



25 Chris Stratton
F, 6-6, 205, So.
Burke, VA



45 Corey Cofield
F, 6-5, 245, Jr.
Newton, MA



HEAD COACH
Tony Shaver
(3rd Season • N. Carolina, '76)

Laimis Kisielius

Nathan Mann

Nate Loehrke