

2006-07

Tribe

MEN'S BASKETBALL

MEN'S BASKETBALL CONTACT/ASSOCIATE DIRECTOR: KRIS SEARS - PHONE: 757-221-3368 - EMAIL: KASEAR@WM.EDU - FAX: 757-221-3412

FAIRFIELD STAGS (11-17, 9-7 MAAC)

VS.

WILLIAM AND MARY TRIBE (15-11, 8-8 CAA)

Feb. 17, 2007 • 4:00 PM
Arena at Harbor Yard (9,500)
Bridgeport, Conn.

W&M TAKES PART IN BRACKETBUSTERS

The William and Mary men's basketball team will take part in the O'Reilly ESPNU BracketBusters for the first time when it battles Fairfield on Feb. 17. The College will travel to Bridgeport, Conn., to face the Stags at the Arena at Harbor Yard. Tip-off is slated for 4 p.m. as part of the men's and women's basketball doubleheader for Fairfield. It will mark only the second meeting between the two schools.

The Tribe turned in an outstanding effort, defeating Drexel, 60-47, on Feb. 14. W&M shut out the Dragons with a stout defense in tallying its 15th win of the season. The 47 points were the lowest for Drexel in over four years. Junior Laimis Kisielius led the way for the Tribe with 17 points and eight rebounds. Senior Adam Payton and junior Nathan Mann both finished in double figures for the Tribe with 13 and 12 points, respectively. Fairfield has dropped two of its last three after falling at home to Siena, 69-64, on Feb. 14.

The game can be heard live over the Tribe Radio Network with Jay Colley, Bill McDonald and Charlie Woollum on the call. The contest also can be followed live over the Internet at TribeAthletics.com.

STORY LINES

- Over the last three games, the Tribe defense has held opponents 52.7 points per game, 34.5 percent shooting from the field and 20.4 percent shooting from 3-point range.

- W&M will attempt to become only one of only three teams in school history with 16 or more Division I victories in a season.

- The Tribe will look for its eighth non-conference win of the year. It would be the most non-conference wins since the 1992-93 season.

PROBABLE STARTING LINEUPS

WILLIAM AND MARY TRIBE

Pos.	No.	Name	Ht.	Wt.	Cl./El.	PPG	APG	RPG	Other
G	2	David Schneider	6-3	175	Fr./Fr.	8.7	2.8	3.6	
G	11	Nathan Mann	6-2	190	Jr./Jr.	9.2	2.1	3.3	
G	24	Adam Payton	6-3	195	5th/Sr.	13.5	1.8	4.2	.866 FT%
F	13	Laimis Kisielius	6-8	210	Jr./Jr.	11.9	2.4	3.8	.423 3FG%
F	15	Peter Stein	6-9	225	So./So.	5.7	1.2	3.3	.583 FG%

FAIRFIELD STAGS

Pos.	No.	Name	Ht.	Wt.	Cl./El.	PPG	APG	RPG	Other
F	32	Anthony Johnson	6-8	235	Fr./Fr.	8.4	0.4	4.9	
F	44	Greg Nero	6-7	230	Fr./Fr.	9.5	0.9	3.6	1.1 BPG
G	1	Devin Johnson	6-4	195	Fr./Fr.	2.7	0.4	2.3	
G	3	Jonathan Hann	6-0	160	So./So.	7.2	4.5	3.1	1.3 SPG
G	12	Mike Van Schaick	6-2	165	Sr./Sr.	15.0	1.8	3.9	.416 3FG%

2006-07 W&M MEN'S BASKETBALL SCHEDULE

Overall: 15-11 Home: 11-4 Away: 4-7 Conference: 8-8

NOVEMBER

1	BARTON COLLEGE (exh.)	W, 85-73
11	at Kansas State	L, 60-70
20	WAGNER	W, 77-53
25	at Holy Cross	L, 57-66
28	at Navy	L, 63-79

DECEMBER

2006 W&M TIP-OFF CLASSIC (WILLIAMSBURG, VA.)

1	Cornell vs. VMI	Cornell, 99-94
1	JACKSONVILLE STATE	W, 59-56
2	Jacksonville State vs. VMI	Jacksonville State, 87-85
2	CORNELL	W, 73-68 (OT)
5	TOWSON * (TV - CSN-MA; CSN-P)	L, 60-73
8	NORTH FLORIDA	W, 61-44
22	UMBC	W, 70-58
28	HAMPTON	W, 72-67
31	RICHMOND	W, 61-53

JANUARY

3	at George Mason *	W, 67-63
6	NORTHEASTERN (TV - CN8) *	W, 60-57
8	at Georgia State *	W, 57-43
10	VIRGINIA COMMONWEALTH *	L, 77-88
13	at Delaware *	L, 62-77
16	GEORGE MASON (TV - ESPN Regional) *	L, 63-76
20	at Hofstra *	L, 69-77
24	at Old Dominion *	L, 44-59
27	GEORGIA STATE *	W, 81-65
29	at Virginia Commonwealth *	L, 68-90
31	JAMES MADISON *	W, 65-62

FEBRUARY

3	UNC WILMINGTON * (TV - WSKY)	L, 61-67
7	at James Madison *	W, 71-56
10	at UNC Wilmington *	W, 61-55
14	DREXEL *	W, 60-47
17	at Fairfield ^	4 PM
21	at Drexel *	7:30 PM
24	OLD DOMINION *	2 PM

MARCH

2	CAA Tournament First Round (Richmond, Va.)
3	CAA Tournament Quarterfinals (Richmond, Va.)
4	CAA Tournament Semifinals (Richmond, Va.)
5	CAA Tournament Final (Richmond, Va.)

* Colonial Athletic Association game

^ - O'Reilly ESPNU BracketBusters

CSN-MA - Comcast SportsNet Mid-Atlantic

CSN-P - Comcast SportsNet Philadelphia

MEDIA INFORMATION

WILLIAM AND MARY SPORTS INFORMATION

Kris Sears, Assoc. Director (MBK Contact)
Office: (757) 221-3368
Cell: (765) 860-1205
E-mail: kasear@wm.edu
Fax: (757) 221-3412
Website: www.TribeAthletics.com

CAA TELEPHONIC PRESS CONFERENCES

Members of the media are invited to participate in the CAA's weekly telephonic press conference series. The first call will occur on Jan. 2, continuing each Tuesday morning through Feb. 27. CAA coaches will be available to answer questions beginning at 10 AM. The weekly lineup is listed below. The phone number to take part in the call is **888-889-5244**. Members of the media should contact **Rob Washburn (804-754-1616)** at the CAA office for the password to access the call.

10:00	Tom Pecora (Hofstra)
10:10	Bill Coen (Northeastern)
10:20	Anthony Grant (VCU)
10:30	Blaine Taylor (Old Dominion)
10:40	Tony Shaver (William and Mary)
10:50	Benny Moss (UNC Wilmington)
11:00	Dean Keener (James Madison)
11:10	Jim Larranaga (George Mason)
11:20	Pat Kennedy (Towson)
11:30	Monte Ross (Delaware)
11:40	Bruiser Flint (Drexel)
11:50	Michael Perry (Georgia State)

WILLIAM AND MARY RADIO NETWORK

Teaming up once again to call all the action of Tribe basketball over the airwaves will be **Jay Colley, Charlie Woollum and Bill McDonald**.

The flagship stations for the radio network are WYTD, 92.3 FM, and WBACH, 107.9 FM. W&M games can be heard on all of the following stations:

WYTD (92.3 FM)	Williamsburg
WBACH (107.9 FM)	Williamsburg
WCLM (1450 AM)	Richmond
WBRG (1050 AM)	Lynchburg

Tribe basketball games can also be heard live via the Internet. Go to the W&M website: **www.TribeAthletics.com** and click on the "Live Audio" link for more information.

ON THE INTERNET

For complete coverage of all 23 of William and Mary's teams on the Internet, go to **www.TribeAthletics.com**. The official site of Tribe athletics features the most recent press releases, statistics and schedule information, as well as the latest basketball game notes and season updates.

VIA CELL PHONE

Fans can have final scores for all W&M sports sent as a text message to a cell phone. "eSCORES" is a free service available from Stretch Internet, the Tribe's Internet broadcast partner. To sign up for this service, go to the W&M web site: **www.TribeAthletics.com** and click on the "eSCORES" link at the top of the page.

SCOUTING FAIRFIELD

Fairfield enters the game with the Tribe having dropped two of its last three contests on the year. Prior to that, the Stags won seven straight, their longest winning streak since the 1985-86 season. In Fairfield's most recent contest, the Stags fell at home to Siena College, 69-64, on Feb. 14. The Stags are 11-17 overall and 9-7 in the MAAC. Fairfield owns a 6-6 mark at home this season.

Only one Stag player averages in double figures. Mike Van Schaick leads Fairfield in scoring at 15 points per game, while shooting 41.6 percent from 3-point range. He averages nearly three 3-point field goals per game. Greg Nero ranks second on the team at 9.5 points per game, followed by Anthony Johnson, who averages 8.4. Marty O'Sullivan is the Stag's top rebounder at 5.9 boards per game off the bench, while Jonathan Han leads Fairfield in assists at 4.5 per contest.

The Tribe and Stags have met on only one other occasion. Fairfield tallied a 77-57 win over W&M during the 1973-74 season.

RECAPPING DREXEL

William and Mary added a couple more milestones to its growing list of season accomplishments on Feb. 14, recording its first conference win over Drexel with a 60-47 triumph at Kaplan Arena. Additionally, the Tribe reached the .500-mark (8-8) in CAA play in February for the time since the 1997-98 season, and the 2006-07 squad became just the fifth team in school history to record 15 Division I victories in a season.

W&M (15-11, 8-8 CAA) won its third straight and inched closer to securing its first winning season since the same 1997-98 season and only the third in the last 20 years. The Tribe was led by Laimis Kisielius' 17 points, while Adam Payton and Nathan Mann also scored in double-figures with 13 and 12, respectively.

Drexel (19-7, 11-5), which had won the previous 10 meetings between the schools since joining the league in 2001, was led by Frank Elegar with 18 points.

In a game where W&M led by as many as 15 points in the second half, the closing minutes were tense and the outcome certainly wasn't in hand until the Tribe's late free-throw shooting delivered the victory.

After a sluggish first half for both teams, W&M built a 37-22 advantage on a Mann 3-pointer with 14:11 remaining in the game. The Tribe maintained a 15-point cushion with Kyle Carrabine's backdoor lay-in at the 13:24 mark, and Kisielius' bucket with 11:47 to play made it 41-27.

Drexel would score the next six points and cut the deficit to seven, after Bashir Mason's steal at half-court and resulting lay-in made it 41-34. But, as it would a number of times down the stretch, W&M answered, scoring six-straight of its own. David Schneider's jumper started the spurt, Alex Smith added a free throw and another Mann 3-pointer pushed the lead back to 13, 47-34, with 6:07 on the clock.

Payton's baseline drive and lay-in with 5:51 remaining preserved a 12-point cushion, but Drexel would hold the Tribe without a field goal the rest of the way. A 3-pointer by Scott Rodgers trimmed the lead to 48-39, but Payton responded with two from the line. After a steal and lay-up by Tramayne Hawthorned, the Dragons were within seven, 50-43, with 4:37 remaining.

Mann connected on 1-of-2 technical foul shots with 3:40 remaining to push the lead back to eight, but a relentless full-court press and consecutive buckets by Dominick Mejia and Elegar suddenly cut the Tribe's advantage to just four, 51-47, with 2:23 on the clock.

W&M, however, would hold Drexel scoreless the rest of the way, and the College captured the victory by going 9-for-10 at the foul line over the final 1:11. Payton was 4-for-4, and Schneider went 3-for-4. Kisielius brought the home crowd to its feet and set the final margin with two more at the stripe with 23 seconds showing.

The Tribe's effort was aided by an outstanding performance on the boards, as the Tribe limited Elegar and Crawford's second chances inside down stretch, finishing with a 43-34 edge on the glass. Kisielius led the squad with eight rebounds, and Peter Stein highlighted an all-around standout performance with seven caroms. Stein added a pair of steals, two blocked shots and scored four points.

Schneider finished with seven points and five rebounds, and Smith chipped in with five boards, a career-high tying three blocks, a steal and three points in 15 minutes.

Crawford finished in double-figures with 10, and Mason added eight points and three steals before fouling out for Drexel.

The opening three minutes of the contest were a good indication of what was in store during the first period, as both teams struggled shooting and holding onto the ball. Each team missed its first two attempts and committed a combined three turnovers, before Elegar's turnaround jumper provided the first points of the contest at the 17:14 mark.

Behind two more Elegar field goals and a free throw by Chaz Crawford, Drexel built an 11-6 lead with 11:47 remaining in the first. But, after the free throw, W&M would hold the Dragons without a single point for exactly 10 minutes. During the stretch, Drexel went 0-for-10 from the field and turned the ball over three times against a solid defensive effort by the Tribe.

W&M wasn't particularly effective at the other end, connecting on just six of its next 15 attempts from the floor, but the Tribe was able to take advantage of the Dragons' drought by scoring 14 consecutive points. Mann and Kisielius each connected on 3-pointers during the stretch, and Payton capped the run with a runner at the 2:22 mark that gave the Tribe a 20-11 advantage.

Bashir Mason finally answered for Drexel on its next possession, and Crawford's bucket with four seconds on the clock cut the Dragons' deficit to five, 22-17, at the break.

For the game, the Tribe held Drexel to 33.3 percent (20-of-60) shooting from the floor, and only 1-of-11 from 3-point range. The 47 points were not only a season-low for the Dragons, but the lowest since the 2002-03 season when it scored only 37 against Saint Joseph's. The College turned in a season-high performance with seven blocked shots against the CAA-leaders in blocked shots. It was the most swats for the Tribe since it had eight against Towson on Feb. 18, 2004.

REACHING NEW HEIGHTS

The 2006-07 version of William and Mary basketball has joined some elite company in the school's annals. With its 60-47 win over Drexel on Feb. 14, the Tribe became only the fifth team in the 102-year history of W&M men's basketball to win 15 games against Division I opponents. The 2006-07 squad joined the 1950-51, 1982-83, 1984-85 and 1997-98 teams in winning 15 Division I games. Only the 1997-98 team (20) and the 1982-83 team (16) have posted more than 15 wins over Division I opponents in a season.

The 15 wins also marks only the second time in the last 20 years that the College has collected 15 victories in a season. The Tribe is one of only 21 teams in school history to win 15 games in a season (both Division I and other opponents).

The victory over Drexel was monumental in another way as well. The Dragons entered the game ranked No. 53 in the RPI according to CollegeRPI.com. It marked the highest rated opponent the Tribe had defeated since downing Richmond in 2001 when the Spiders were No. 43 in the RPI.

CAA WINNING

With its victory over Drexel, W&M moved to 8-8 in the CAA. It marked the latest in a season that the Tribe had been at the .500-mark in conference play since the 1997-98 campaign. The 2006-07 Tribe became the third team in the College's 22-year history in the league to win eight games in the conference slate. The 1997-98 team tied for the regular season crown with a 13-3 mark, while the 1996-97 squad won eight conference games. This season, the Tribe is 4-4 in the league on the road. The ledger gives an indication of the strides the program has made after it went 3-24 on the road in the previous three seasons in CAA play.

LOCK DOWN DEFENSE

The Tribe locked down Drexel in its 60-47 victory on Feb. 14, holding the Dragons to their lowest point total in over four years. The last time Drexel scored fewer than 47 came during the 2002-03 campaign in a 50-37 loss to St. Joseph's. With 11:47 remaining in the opening half and Drexel leading 11-6, W&M put the clamps on the Dragons, holding them scoreless for the next 10 minutes. In the process, the Tribe scored 14 straight points, building a nine-point cushion, a lead that it would never relinquish.

The College held Drexel to 33.3 percent shooting from the floor, including a 1-of-11 shooting effort from 3-point range. The 9.1 percent from 3-point range was a season-low for the Dragons, and the lowest percentage the Tribe had held a team to this season. W&M ranks 19th nationally in 3-point field goal percentage defense according to kenpom.com at 30.4 percent. The Tribe outrebounded Drexel by nine, 43-34, and held an important 12-6 advantage on second-chance points.

W&M has really stepped up its defensive performance recently. Over the last three games, all Tribe victory, the College has limited its opponents to only 52.7 points per game. During the stretch, W&M opponents are only connecting on 34.5 percent from the floor and 20.4 percent from 3-point range.

TALE OF THE TAPE

SERIES HISTORY..... Fairfield leads, 1-0
LAST MEETING .. FU won, 77-57 (12/22/73)

OVERALL STATS	W&M	FU
Points Per Game	64.6	62.1
Opp. Points Per Game	64.2	65.1
Scoring Differential	+0.4	-3.0

Field Goal Percentage	.437	.410
Opp. Field Goal Percentage	.431	.441
3-Point Percentage	.328	.331
Opp. 3-Point Percentage	.304	.341

Free Throw Percentage	.699	.706
Opp. Free Throw Percentage	.681	.726

Rebounds Per Game	32.2	32.5
Off. Rebounds Per Game	9.9	13.9
Def. Rebounds Per Game	22.3	18.6
Opp. Rebounds Per Game	32.0	31.1
Opp. Off. Reb. Per Game	10.6	11.7
Opp. Def. Reb. Per Game	21.4	19.4
Rebound Differential	+0.1	+1.4

Assists Per Game	13.0	12.5
Opp. Assists Per Game	12.5	12.0

Turnovers per game	14.2	15.5
Opp. Turnovers per game	12.9	15.3

Blocks Per Game	1.9	3.2
Opp. Blocks Per Game	2.5	4.9

Steals Per Game	5.5	6.6
Opp. Steals Per Game	6.8	6.7

CONFERENCE STATS	W&M	FU
Points Per Game	64.1	66.6
Opp. Points Per Game	65.9	63.9
Scoring Differential	-1.8	+2.7

Field Goal Percentage	.435	.419
Opp. Field Goal Percentage	.452	.436
3-Point Percentage	.325	.374
Opp. 3-Point Percentage	.331	.319

Free Throw Percentage	.739	.729
Opp. Free Throw Percentage	.712	.740

Rebounds Per Game	30.8	32.8
Off. Rebounds Per Game	9.2	14.3
Def. Rebounds Per Game	21.6	18.5
Opp. Reb. Per Game	30.9	30.1
Opp. Off. Reb. Per Game	9.3	12.0
Opp. Def. Reb. Per Game	21.6	18.1
Rebound Differential	-0.1	+2.7

Assists Per Game	12.9	12.6
Opp. Assists Per Game	13.2	11.6

Turnovers per game	12.6	14.0
Opp. Turnovers per game	11.6	15.1

Block Shots Per Game	1.6	3.3
Opp. Block Shots Per Game	2.3	3.8

Steals Per Game	5.0	7.3
Opp. Steals Per Game	6.4	5.8

TRIBE TRENDS

By MONTH...	06-07	SHAVER ERA
In November	1-3	9-9
In December	6-1	11-11
In January	5-6	10-31
In February	3-1	8-19
In March	0-0	1-3
RECORD IN...		
Decided by 5 pts or less	6-0	9-13
Decided by 5-10 pts	2-4	14-31
Decided by 11 or more pts	7-7	21-42
At night	13-7	32-49
During the day	2-4	5-21
Decided in OT	1-0	2-4
Televised	1-3	1-11
SCORING...		
Less than 60 points	2-2	3-30
60-69 points	7-8	10-28
70-79 points	5-1	8-12
80-89 points	1-0	12-2
90-99 points	0-0	5-1
100 or more points	0-0	0-0
ALLOWING...		
Less than 60 points	10-1	15-6
60-69 points	5-2	14-15
70-79 points	0-6	8-27
80-89 points	0-1	1-16
90-99 points	0-1	0-7
100 or more points	0-0	0-2
RECORD WHEN...		
Leading at the half	11-1	28-10
Trailing at the half	4-10	8-59
Tied at the half	0-0	1-3
Lead with 5 min. left	13-0	35-7
Trailing with 5 min. left	1-11	2-65
Tied with 5 min. left	1-0	1-1
Three in double digits	6-3	14-24
Four in double digits	3-1	11-7
Five in double digits	0-0	3-0
SHOOTING FROM THE FIELD...		
50 percent or better	5-0	15-0
between 40 and 50%	8-5	19-36
Less than 40%	2-6	4-37
Opp. shooting 50%	1-7	1-35
Opp. shoots 40-50%	6-1	20-28
Opp. shoots less than 40%	8-3	17-10
Better than opponent	13-2	34-8
Worse than opponent	2-9	3-61
Hits 8 or more 3-pt. FGs	7-4	14-12
More 3-pt. FG than opp.	9-6	17-18
Shoots 50% from 3-pt. FGs	0-0	6-4
SHOOTING FROM THE FREE THROW LINE...		
Makes More Than Opp.	11-2	32-27
Makes Less than Opp.	4-9	5-41
Shoots 70% or better	6-8	21-35
Opp. Shoots 70% or better	6-6	11-38
REBOUNDING...		
Outrebounding opp.	10-4	27-28
Outrebounded by opp.	4-7	8-39
Wins Offensive glass	6-5	16-43
Loses Offensive glass	8-6	20-29
Wins Defensive glass	14-1	35-23
Loses Defensive glass	1-9	3-42
TURNOVERS...		
Fewer Turnovers than opp.	7-3	17-18
More Turnovers than opp.	6-7	18-50
10 or fewer turnovers	2-2	3-5
more than 10 turnovers	13-9	35-68

MANN-HANDLING THE COMPETITION

After struggling through the early part of the season, junior guard Nathan Mann has found his rhythm, scoring in double digits in each of the Tribe's last five games. Over that stretch, Mann is averaging 16.8 points per game, including a pair of 20-plus points efforts. He is connecting on 50 percent from 3-point range over the College's last six contests and averaging nearly four treys per game.

In the Tribe's victory at UNC Wilmington, Mann scored a career-high tying 25 points, including 18 in the second half. He was 9-of-14 from the field and 4-of-8 from 3-point range. With just over two minutes remaining, Mann drilled a jumper for what proved to be the eventual game-winner against the Seahawks.

On Jan. 31 against state-rival James Madison, the Overland Park, Kan., native connected on a career-high tying five 3-point field goals in tallying his first 20-point game of the season in a 65-62 win over James Madison. Mann knocked down 8-of-11 from the floor, including a 5-of-6 effort from 3-point range to finish with a game-high 21 points.

It marked the fifth time in his W&M career that Mann has connected on five or more 3-point field goals in a game. On 12 occasions during his tenure in the green and gold, Mann has connected on four or more 3-pointers in a game.

Mann has had a resurgence of late with his accuracy from beyond the 3-point line. After going 0-of-6 from downtown in a loss at Delaware on Jan. 17, the junior guard was shooting 21 percent from 3-point range. Over the College's last 10 contests, Mann is connecting on 45.8 percent (27-of-59) of his 3-point attempts. The hot streak has increased his 3-point accuracy by over 10 percentage points to place him at 32.9 percent. In CAA games, Mann ranks 12th in the league at 37.6 percent from 3-point range, while knocking down 2.19 per contest. The 3-point field goals made per game in league play ranked fourth in the CAA.

BLOCK PARTY

In its victory over Drexel on Feb. 14, the Tribe established a season high with seven blocked shots against the CAA's top shot blocking team in the Dragons. Drexel finished with four blocks in the contest compared to the Tribe's seven. Sophomore Alex Smith tied his career high with three blocked shots, while fellow classmate Peter Stein had a pair of swats. Senior Adam Payton and freshman Steven Hess finished with a block each. The seven-block performance was the most for the Tribe since the 2003-04 season. During that campaign, W&M blocked eight shots against Towson on Feb. 18, 2004.

BRACKETBUSTERS TIDBITS

- It marks the first year the Tribe has participated in BracketBusters as all 12 CAA teams will take part in the event for the first time in its five-year history.

- As part of the agreement, Fairfield will play a "return" game at Kaplan Arena next season.

- Eight CAA teams participated in BracketBusters in 2005-06, posting a 6-2 record. The conference gained national attention by winning all three of its nationally-televised contests as VCU edged Albany, 70-67, Old Dominion defeated Marist, 84-71 and George Mason downed Wichita State, 70-67.

- The CAA is a perfect 4-0 in televised BracketBusters games with Drexel having posted a 74-70 win at Ball State in 2005.

- The inaugural BracketBusters in 2003 featured 18 teams and the 2004 event grew to 46 teams, including 2003 CAA champion UNC Wilmington. Three CAA teams - Drexel, George Mason and VCU - were among 64 participating squads in 2005 and the event grew to 100 teams a year ago. This season's BracketBusters pool boasts a total of 70 team appearances in the last five NCAA Tournaments.

SHOOTING OUT THE LIGHTS

The Tribe has put up some impressive shooting numbers from the floor during the 2006-07 season, but none more eye-popping than the 76.2 percent (16-of-21) the College shot in the second half against James Madison. The Tribe expanded a six-point halftime lead to as many as 18 on five different occasions in the second half. After missing its first two attempts from the floor, the Tribe hit 13 of its next 14 shots, including a stretch of 10 straight over an eight-minute period.

The second-half effort against JMU marked the second time W&M has shot 70 percent or better in a half under head coach Tony Shaver. The Tribe accomplished the feat on Feb. 4, 2006, when it connected on 73.9 percent in the second half against Georgia State. The 76.2 percent against JMU in the second 20 minutes was the highest field goal

percentage for a W&M team in a half since the 1989-90 season. W&M shot 81 percent (17-of-21) in the first half against James Madison on March 3, 1990. Amazingly enough, the Tribe trailed at the half, 49-41, and dropped the CAA Tournament affair to the Dukes, 93-83.

On Jan. 27, W&M shot a season-high 60.9 percent (28-of-46) from the floor in the victory over Georgia State. The 60-plus percent shooting performance was the third for the Tribe under head coach Tony Shaver. After connecting on 59.1 percent in the opening half of play, the Tribe hit on 62.5 percent in the second half. W&M connected on 12 of its first 15 shots in the second stanza.

STEIN STEPPING UP OFFENSIVELY

Earlier this season, the William and Mary coaching staff wanted sophomore forward Peter Stein to be more assertive on the offensive end. Known mainly as a post defender through the early part of his W&M career, the Houston, Texas native has slowly broken out of his shell offensively, and in the process, become more of an offensive threat like the Tribe coaching staff had hoped.

At James Madison on Feb. 7, Stein tallied a career-high 17 points on 7-of-10 shooting from the floor, including a pair of emphatic dunks in the closing minutes. Over his last four games, Stein is averaging nine points per contest. Perhaps the most impressive stat for Stein recently has been his ability to help stretch the opponent's defense. Despite his 6-9 frame, Stein has added the 3-point shot to his arsenal. Over the last seven games, Stein has connected on 46.2 percent (6-of-13) from downtown.

In the Tribe most recent victory over Drexel, Stein made his presence felt defensively. The sophomore forward set the tone early for the Tribe, making play difficult in the low post for the Dragon's big men. While his number's may not look impressive, four points, seven rebounds, two blocked shots and two steals, his importance in the W&M victory extended well beyond his stat line.

SHOOTING THE 3-BALL

The Tribe has been one of the top 3-point shooting teams in the CAA this season, averaging 6.77 treys per contest. W&M has been shooting and connecting from deep at a significant pace, and at its current rate would shatter the College's records for 3-point field goals made and attempted in a single season. The Tribe is also closing in on the school-record mark for average 3-point field goals per game.

Currently, 10 different W&M players have hit a 3-pointer and seven have hit five or more during the 2006-07 season. The College has hits six or more 3-point field goals in 15 of its last 18 games. In 11 games this season, the Tribe has hit eight or more 3-point field goals, including a season-high 12 against Georgia State on Jan. 27.

The Tribe is averaging 21 3-point attempts per game. At that pace, the Tribe would hit on nearly 200 3-point field goals, while attempting nearly 600 from downtown. Those numbers would better the current school-record standards of 188 made 3-point field goals in 2000 and 579 3-point attempts in 2002. The Tribe's 6.77 3-pointers per game is only .16 off of the school mark of 6.93 set in 1998.

BOMBS AWAY

The Tribe connected on a season-high 12 3-point field goals in the victory over Georgia State. It marked the eighth time during head coach Tony Shaver's four-year tenure that W&M has connected on double-digit 3-pointers. W&M is 5-3 in those contests.

In the game against Georgia State, all five W&M starters connected on two 3-point field goals. Seniors Adam Payton and Adam Trumbower along with sophomore Peter Stein were a perfect 2-of-2 from long range against the Panthers.

W&M 10+ 3-POINT FIELD GOAL EFFORTS UNDER HEAD COACH TONY SHAVER

Date	Opponent	3-Pointers	Score
11/23/03	vs. Liberty	14-of-25	W, 91-64
11/24/03	vs. Radford	11-of-34	L, 89-86
1/3/04	at Pittsburgh	10-of-20	L, 70-55
1/28/04	at James Madison	12-of-23	W, 99-86
1/26/05	vs. Towson	10-of-22	W, 83-65
2/12/05	vs. George Mason	13-of-29	L, 104-99 (OT)
11/18/05	vs. Maine	10-of-18	W, 89-55
1/27/07	vs. Georgia State	12-of-25	W, 81-65

SCORING BREAKDOWN

CLASS	Pts	Pct.
Freshmen	261	15.5
Sophomore	334	20.0
Junior	636	37.9
Senior	448	26.7

SCORING	Pts	Pct.
Starters	1170	69.7
Bench	509	30.3

POINTS IN THE PAINT	Pts	APG
W&M	649	25.0
Opponents	672	25.8

POINTS OFF TURNOVERS	Pts	APG
W&M	362	13.9
Opponents	401	15.4

BENCH SCORING	Pts	APG
W&M	509	19.6
Opponents	374	14.4

FT% LAST 5 MINUTES + OT	FTM-A	Pct.
W&M	120-163	.736
Opponents	97-141	.688

FG% LAST 5 MINUTES + OT	FGM-A	Pct.
W&M	78-182	.429
Opponents	93-196	.474

3FG% LAST 5 MINUTES + OT	3FGM-A	Pct.
W&M	16-58	.276
Opponents	23-73	.315

LEADING SCORERS

11 - **Adam Payton** (15 at HC, 12 at Navy, 13 vs. UR, 15 vs. NU, 26 vs. VCU, 19 at UD, 23 at HOF, 15 at ODU, 17 vs. GSU, 24 vs. UNCW, 18 at JMU)
 10 - **Laimis Kisielius** (18 vs. WC, 20 vs. JSU, 21 vs. CU, 19 vs. UMBC, 18 vs. HU, 12 at GSU, 17 vs. GMU, 17 vs. GSU, 22 at VCU, 17 vs. Drexel)
 4 - **Nathan Mann** (12 vs. UNF, 14 at GMU, 21 vs. JMU, 25 at UNCW)
 2 - **David Schneider** (18 at KSU, 18 vs. TU)
 1 - **Adam Trumbower** (12 at Navy)

LEADING REBOUNDERS

8 - **Adam Payton** (9 vs. WC, 4 vs. TU, 9 at GMU, 5 vs. VCU, 6 at ODU, 5 vs. UNCW, 6 at JMU, 7 at UNCW)
 6 - **Peter Stein** (6 vs. JSU, 4 vs. TU, 3 vs. HU, 8 vs. UR, 7 at GSU, 4 vs. GSU), **Nathan Mann** (6 at HC, 9 vs. UNF, 3 vs. HU, 8 vs. UR, 5 vs. VCU, 6 at JMU), **Alex Smith** (5 vs. UMBC, 3 vs. HU, 5 vs. VCU, 9 at UD, 6 at HOF, 6 vs. JMU), **Laimis Kisielius** (6 vs. JSU, 6 vs. CU, 8 vs. UR, 6 at HOF, 4 at VCU, 8 vs. Drexel)
 5 - **David Schneider** (9 at KSU, 3 vs. HU, 8 vs. NU, 7 vs. GMU, 4 vs. GSU)
 2 - **Adam Trumbower** (6 at Navy, 4 vs. TU)
 1 - **Corey Cofield** (6 at HC)

LEADING ASSISTS

11 - **David Schneider** (7 at KSU, 6 vs. WC, 5 vs. UNF, 3 vs. HU, 2 vs. NU, 4 at GSU, 3 vs. VCU, 4 at HOF, 5 vs. GSU, 6 vs. JMU, 3 at UNCW)
 8 - **Laimis Kisielius** (4 vs. TU, 3 vs. HU, 5 at GMU, 2 vs. NU, 3 at UD, 3 at ODU, 5 vs. GSU, 3 at VCU)
 6 - **Nathan Mann** (4 at HC, 8 vs. UR, 4 at GSU, 3 at ODU, 3 at JMU)
 4 - **Peter Stein** (4 vs. JSU, 4 vs. TU, 4 at GSU, 3 vs. UNCW), **Adam Trumbower** (4 at Navy, 5 vs. CU, 3 at JMU)
 3 - **Adam Payton** (4 vs. UMBC, 5 vs. GMU, 4 vs. Drexel)
 1 - **Kyle Carrabine** (2 vs. NU)

CAREER GAMES PLAYED/STARTED

	Games	Starts
Adam Payton †	106	50
Adam Trumbower	90	7
Nathan Mann	83	48
Laimis Kisielius	81	69
Alex Smith	53	6
Peter Stein	51	26
Kyle Carrabine	49	2
Chris Darnell	45	3
Chris Stratton	31	1
David Schneider	23	22
Steven Hess	19	0
Danny Sumner	17	1
Marcus Barnett	5	0

† includes 52 games and zero starts at Vanderbilt

MISCELLANEOUS STATS

W-L RECORDS OF STARTING LINEUPS

12-6 - Schneider, Mann, Payton, Kisielius, Stein - (W - vs. WC, vs. UNF, vs. UMBC, vs. HU, vs. UR, at GMU, vs. NU, at GSU, vs. JMU, at JMU, at UNCW - L - at KSU, vs. VCU, at UD, vs. GMU, at HOF, at ODU)

1-1 - Schneider, Trumbower, Payton, Kisielius, Stein - (W - vs. GSU - L - at VCU)

1-0 - Stein, Sumner, Cofield, Trumbower, Payton (W - vs. CU)

1-0 - Mann, Kisielius, Carrabine, Smith, Darnell - (W - vs. JSU)

0-1 - Schneider, Mann, Payton, Kisielius, Cofield - (L - at HC)

0-1 - Mann, Payton, Kisielius, Stein, Darnell - (L - at Navy)

0-1 - Trumbower, Mann, Carrabine, Kisielius, Smith - (L - vs. TU)

0-1 - Schneider, Mann, Payton, Stein, Smith (L - vs. UNCW)

TOTAL DUNKS

32 - A. Payton (10), A. Smith (5), P. Stein (4), L. Kisielius (3), S. Hess (3), C. Darnell (3), D. Sumner (2), C. Cofield (1), C. Stratton (1)

TOTAL 3-POINT PLAYS

31 - A. Payton (14), A. Smith (10), C. Darnell (2), C. Cofield (2), K. Carrabine (1), L. Kisielius (1), A. Trumbower (1), N. Mann (1)

TOTAL 4-POINT PLAYS

1 - D. Schneider (1)

TOTAL CHARGES TAKEN

26 - D. Schneider (8), A. Smith (6), P. Stein (4), A. Payton (2), A. Trumbower (2), N. Mann (2), C. Cofield (1), K. Carrabine (1)

W&M STARTING LINEUPS

GAME	GUARD	GUARD	GUARD	FORWARD	FORWARD
at KSU (11/11)	Schneider	Mann	Payton	Kisielius	Stein
Wagner (11/20)	Schneider	Mann	Payton	Kisielius	Stein
at HC (11/25)	Schneider	Mann	Payton	Kisielius	Cofield
at Navy (11/28)	Mann	Payton	Kisielius	Darnell	Stein
JSU (12/1)	Mann	Carrabine	Kisielius	Darnell	Smith
Cornell (12/2)	Trumbower	Payton	Sumner	Cofield	Stein
Towson (12/5)	Trumbower	Mann	Carrabine	Kisielius	Smith
NFU (12/8)	Schneider	Mann	Payton	Kisielius	Stein
UMBC (12/22)	Schneider	Mann	Payton	Kisielius	Stein
Hampton (12/28)	Schneider	Mann	Payton	Kisielius	Stein
Richmond (12/31)	Schneider	Mann	Payton	Kisielius	Stein
at GMU (1/3)	Schneider	Mann	Payton	Kisielius	Stein
NU (1/6)	Schneider	Mann	Payton	Kisielius	Stein
at GSU (1/8)	Schneider	Mann	Payton	Kisielius	Stein
VCU (1/10)	Schneider	Mann	Payton	Kisielius	Stein
at Del. (1/13)	Schneider	Mann	Payton	Kisielius	Stein
GMU (1/16)	Schneider	Mann	Payton	Kisielius	Stein
at Hofstra (1/20)	Schneider	Mann	Payton	Kisielius	Stein
at ODU (1/24)	Schneider	Mann	Payton	Kisielius	Stein
GSU (1/27)	Schneider	Trumbower	Payton	Kisielius	Stein
at VCU (1/29)	Schneider	Trumbower	Payton	Kisielius	Stein
JMU (1/31)	Schneider	Mann	Payton	Kisielius	Stein
UNCW (2/3)	Schneider	Mann	Payton	Smith	Stein
at JMU (2/7)	Schneider	Mann	Payton	Kisielius	Stein
at UNCW (2/10)	Schneider	Mann	Payton	Kisielius	Stein
Drexel (2/14)	Schneider	Mann	Payton	Kisielius	Stein
at Fairfield (2/17)					
at Drexel (2/21)					
ODU (2/24)					

MAKING SOME HISTORY

The 2006-07 season has provided some memorable moments for the W&M men's basketball program. The Tribe has provided some historical moments and in the process etched its named in the W&M annals. Here is a look at some of the winning accomplishments for the Tribe to date:

- The College tallied its most victories in a season since the 1997-98 campaign when it won its 15th game of the year vs. Drexel on Feb. 14.

- W&M's 60-47 victory over Drexel on Feb. 14 marked the the first time that the Tribe has defeated the Dragons since Drexel joined the CAA in 2001-02.

- On Feb. 10, W&M recorded its first win in Trask Coliseum since the 1993-94 season, defeating UNCW, 61-55.

- The Tribe is one of only 21 teams in school history to win 15 or more games (Division I or other) in a season and one of only five teams to win 15 or more Division I games.

- W&M jumped out to a 10-4 start to the season, the best start for the College since going 11-3 during the 1997-98 season.

- It marks the 12th occasion in the 102-year history of W&M basketball that the Tribe has started the season 10-4 or better. The 2006-07 team is only the fifth team since 1950 to start the season 10-4 or better.

- The College won seven straight contests from Dec. 8-Jan. 8. It marked only the 17th winning streak of seven or more games in W&M history. The streak also was only the sixth of seven or more games since the 1950-51 campaign.

- The 2006-07 team became only the fourth team to win seven or more in a row as the 1982-83 and 1997-98 team both did it twice.

- On Jan. 3, the Tribe tallied its first win in Fairfax, Va., over George Mason, 67-63, since the 1997-98 season. The Tribe also snapped George Mason's 14-game home conference winning streak that span nearly two years.

- W&M jumped out to only its fourth 3-1 start in the school's 22 years in the CAA. Only the 1994-95 (4-1) and 1997-98 (4-1) teams jumped out to better records in CAA play.

- The College currently has eight CAA victories making it one of only three teams in W&M's 22-years as part of the CAA to win eight or more games.

MR. EVERYTHING

Senior guard Adam Payton has made his presence felt both on the court and in the locker room during his final season of college basketball. Payton leads the Tribe in points (13.5), rebounds (4.2), steals (1.5) and free throw percentage (86.6 percent). He currently tops the CAA in free throw percentage, while ranking 14th in scoring, 13th in field goal percent (45.8 percent) and seventh in steals. Payton also ranks 35th nationally in free throw percentage according to the NCAA rankings released on Feb. 12.

In the Tribe's 88-77 loss to VCU, it would be hard to argue that Payton was not the best player on the court. The Burlington, N.J., native kept the Tribe in the game with the Rams, scoring a career-high 26 points. He was 7-of-13 from the floor and 10-of-11 from the free throw line. Payton also pulled down a team-high five rebounds, while swiping a career-high tying four steals.

It is not the first time Payton has stepped to the forefront for the College, in fact it is becoming a common theme throughout the season. When the Tribe has needed a play down the stretch, it has needed to look no further than its 6-3 co-captain. Payton has come through in the clutch on numerous occasions this, helping W&M to its best season in nearly a decade. Here is a look at what Payton has done with the game on the line:

- In a 13-point come-from-behind win over Cornell at the W&M Tip-Off Classic, Payton scored 10 points in the final five minutes of regulation and overtime. He also made a steal with 15 seconds left that led to the game-tying free throw, which he sank to send the game to extra time. On three consecutive possessions late in the game, Payton made two steals and pulled down an offensive rebound to spearhead the Tribe comeback. For his efforts, he won the Tip-Off Classic MVP honor.

W&M VS. OPPONENTS

Below is a game-by-game breakdown of how W&M has fared against its opponents in the following categories: Free Throws, Bench Points, Points in the Paint, Second Chance Points and Fast Break Points. W&M stats shown first followed by opponents stats.

GAME	FT	BENCH	PAINT	OFF TO	2ND CHANCE	FB
at KSU (11/11)	10-16	12-13	20-28	9-19	11-28	7-15
Wagner (11/20)	6-11	40-23	40-10	27-10	11-5	9-2
at HC (11/25)	8-17	8-19	30-32	18-15	14-21	2-6
at Navy (11/28)	15-16	36-19	26-30	16-30	14-3	6-16
JSU (12/1)	17-3	27-6	20-36	16-27	12-10	2-8
Cornell (12/2)	16-9	50-9	24-28	17-10	11-4	0-4
Towson (12/5)	14-16	42-18	18-28	19-10	2-8	4-7
NFU (12/8)	16-3	13-6	28-20	14-6	3-4	4-2
UMBC (12/22)	21-13	24-20	20-22	18-8	5-6	6-4
Hampton (12/28)	21-19	17-9	22-18	25-32	10-15	2-2
Richmond (12/31)	14-5	21-13	20-26	7-14	18-16	0-4
at GMU (1/3)	12-13	18-7	30-26	7-17	16-2	4-2
NU (1/6)	14-11	12-10	14-16	9-12	3-6	0-0
at GSU (1/8)	3-7	19-9	24-22	14-7	10-7	0-4
VCU (1/10)	27-31	20-27	26-32	18-28	15-16	6-4
at Del. (1/13)	16-19	27-5	34-14	10-14	16-7	6-4
GMU (1/16)	8-9	10-14	24-32	6-16	5-2	5-4
at Hofstra (1/20)	15-19	10-11	36-40	20-14	11-21	4-2
at ODU (1/24)	9-13	14-9	17-26	3-18	3-9	3-2
GSU (1/27)	13-11	18-13	28-30	30-17	10-12	2-0
at VCU (1/29)	12-10	23-30	34-34	2-21	14-22	0-4
JMU (1/31)	11-8	6-15	20-24	16-14	7-8	4-0
UNCW (2/3)	14-13	13-33	20-22	13-10	10-2	2-0
at JMU (2/7)	9-17	9-14	28-20	15-11	2-11	2-2
at UNCW (2/10)	12-7	13-20	24-28	9-12	8-14	6-6
Drexel (2/14)	20-6	7-2	22-26	4-9	12-6	4-6
at Fairfield (2/17)						
at Drexel (2/21)						
ODU (2/24)						
Totals	353-322	509-374	649-672	362-401	253-278	90-110

W&M OPPONENT RATINGS

TEAM	COLLEGE RPI.COM	SAGARIN RATINGS
William & Mary	171	184
Kansas State	51	47
Wagner	306	298
Holy Cross	67	100
Navy	214	226
Jacksonville State	305	288
Cornell	165	199
Towson	158	163
North Florida	335	335
UMBC	213	253
Hampton	194	235
Richmond	288	288
George Mason	123	107
Northeastern	199	211
Georgia State	234	252
VCU	45	54
Delaware	269	289
Hofstra	70	88
Old Dominion	50	71
James Madison	297	291
UNC Wilmington	257	247
Drexel	56	79
Fairfield	205	228

TEAM	POMERY RATING	REALTIME RPI POWER RATING
William & Mary	166	149
Kansas State	54	62
Wagner	287	287
Holy Cross	116	63
Navy	244	210
Jacksonville State	283	296
Cornell	192	151
Towson	148	156
North Florida	335	336
UMBC	275	226
Hampton	248	205
Richmond	261	289
George Mason	83	134
Northeastern	205	219
Georgia State	249	242
VCU	65	34
Delaware	274	285
Hofstra	106	79
Old Dominion	58	44
James Madison	267	294
UNC Wilmington	210	270
Drexel	87	55
Fairfield	202	213

* - as of Feb. 15

W&M INDIVIDUAL SUPERLATIVES

	06-07	CAREER
DOUBLE-DIGIT SCORING GAMES		
Laimis Kisielius	15	36
Nathan Mann	12	31
Adam Payton	20	25
David Schneider	9	9
Peter Stein	3	6
Alex Smith	4	5
Kyle Carrabine	1	1
Danny Sumner	1	1
Adam Trumbower	1	1
Marcus Barnett	0	0
Chris Darnell	0	0
Steven Hess	0	0
Chris Stratton	0	0
20-POINT GAMES		
Laimis Kisielius	3	4
Adam Payton	3	4
Nathan Mann	2	4
10-REBOUND GAMES		
None		
5-ASSIST GAMES		
David Schneider	5	5
Nathan Mann	0	5
Laimis Kisielius	2	4
Adam Trumbower	1	2
Adam Payton	1	2
DOUBLE-DOUBLES		
None		

W&M OPPONENT RECORDS

OPPONENT	06-07 RECORD	05-06 RECORD
Kansas State	18-8	15-13
Wagner	9-15	13-14
Holy Cross	19-7	20-12
Navy	13-12	10-18
Jacksonville State	8-18	16-13
Cornell	13-9	13-15
Towson	14-13	12-16
North Florida	2-23	6-22
UMBC	9-16	10-19
Hampton	12-12	16-16
Richmond	6-18	13-17
George Mason	14-12	28-7
Northeastern	9-18	19-11
Georgia State	9-17	7-22
VCU	22-5	19-10
Delaware	5-22	9-21
Hofstra	19-8	26-7
Old Dominion	20-7	24-10
James Madison	7-19	5-23
UNC Wilmington	6-19	25-8
Drexel	19-7	15-16
Faifield	11-17	9-19
Combined	264-302	381-329
* - Through Feb. 14		

- In the Tribe's 67-63 upset win at George Mason, Payton once again shined when it mattered most. In the second half, he scored 10 of his 12 points, including a clutch steal and fast-break lay up to give W&M its largest lead at 51-44. He also calmly stepped to the free throw line and sank the game clinching free throws with 20 seconds remaining.

- With W&M trailing 57-51 with 2:42 remaining against Northeastern, Payton helped lead the Tribe to a come-from-behind victory. The Tribe scored the game's final nine points with Payton adding the final four on free throws, including the game-winner with 22 seconds remaining.

- Payton scored 16 of his 23 points in the second half at Hofstra on Jan. 20, helping the Tribe overcome a 15-point first-half deficit to draw even with two minutes remaining.

- Despite being held below his season average, he came up with a huge play in the waning moment of the Tribe's victory over UNC Wilmington. With 18 seconds remaining and the Tribe up two, 56-54, Payton made a steal on the defensive end, was fouled and drilled both free throws to ice the College's first win in Trask Coliseum in 14 years.

KNOCKING FINAL FOUR FOES

The Tribe defeated 2006 NCAA Final Four participant George Mason, 67-63, on Jan. 3, marking the fifth time in school history that the College defeated a Final Four participant from the previous season. The Tribe also accomplished the feat with wins over N.C. State during the 1950-51 season, West Virginia during the 1959-60 season, North Carolina during the 1977-78 season and Virginia during the 1984-85 campaign. In total, W&M has played 17 contests against teams that advanced to the Final Four the previous season.

The victory for the 2006-07 version of the Tribe was the first to pull the trick on the road. The previous four wins all came in contests considered home games, while W&M downed the Patriots in Fairfax, Va. The win over George Mason was also the first over a Final Four participant since the NCAA Tournament field expanded to 64. The 1984 NCAA Tournament was the final event with a 48-team field. The Tribe's victories over N.C. State in 1951 and West Virginia in 1960 were both played in Norfolk, Va., but both were considered home games.

LEAD-DEFICIT COMPARISON

OPPONENT	LARGEST LEAD	LARGEST DEFICIT	RESULT
at Kansas State	11 - (1st - 11:13)	14 - (2nd - 1:41)	L, 60-70
Wagner	27 - (2nd - 3:21)	None	W, 77-53
at Holy Cross	None	13 (1st - 10:30)	L, 57-66
at Navy	None	25 - (2nd - 3:43)	L, 63-79
Jacksonville State	10 - (2nd - 5:02)	3 - (2nd - 11:06)	W, 59-56
Cornell	5 - (OT - 0:01)	13 - (2nd - 5:00)	W, 73-68 (OT)
Towson	2 - (1st - 18:31)	17 - (2nd - 19:20)	L, 60-73
North Florida	20 - (2nd - 0:38)	1 - (2nd - 14:16)	W, 61-44
UMBC	19 - (1st - 1:23)	1 - (1st - 19:27)	W, 70-58
Hampton	15 - (2nd - 3:42)	3 - (1st - 2:15)	W, 72-67
Richmond	17 - (2nd - 6:34)	5 - (1st - 16:54)	W, 61-53
at George Mason	7 - (2nd - 9:57)	7 - (1st - 14:06)	W, 67-63
Northeastern	7 - (2nd - 18:25)	7 - (1st - 16:10)	W, 60-57
at Georgia State	19 - (2nd - 1:34)	3 - (1st - 18:55)	W, 57-43
VCU	6 - (1st - 15:50)	14 - (2nd - 19:23)	L, 77-88
at Delaware	1 - (1st - 17:36)	22 - (2nd - 6:45)	L, 62-77
George Mason	None	17 (2nd - 4:17)	L, 63-76
at Hofstra	4 - (1st - 17:25)	15 - (1st - 2:57)	L, 69-77
at Old Dominion	17 - (1st - 4:44)	15 - (2nd - 0:54)	L, 44-59
Georgia State	24 - (2nd - 3:40)	6 - (1st - 16:46)	W, 81-65
at VCU	5 - (1st - 18:04)	27 - (2nd - 4:37)	L, 68-90
James Madison	15 - (1st - 3:16)	None	W, 65-62
UNC Wilmington	2 - (1st - 14:52)	13 - (2nd - 7:40)	L, 61-67
at James Madison	18 - (2nd - 0:46)	4 - (1st - 16:38)	W, 71-56
at UNC Wilmington	8 - (1st - 9:47)	8 - (1st - 2:11)	W, 61-55
Drexel	15 - (2nd - 13:24)	5 - (1st - 11:47)	W, 60-47
at Fairfield			
at Drexel			
Old Dominion			

1950-51

W&M beat N.C. State, 88-78, in Norfolk, Va., on Feb. 3, 1951*
N.C. State went to the 1950 Final Four

1959-60

W&M beat West Virginia, 94-86, in Norfolk, Va., on Jan. 30, 1960*
West Virginia went to the 1959 Final Four

1977-78

W&M beat North Carolina, 78-75, in Williamsburg on Dec. 7, 1977
North Carolina went to the 1977 Final Four

1984-85

W&M beat Virginia, 54-53, in Williamsburg on Dec. 4, 1984
Virginia went to the 1984 Final Four

2006-07

W&M beat George Mason, 67-63, in Fairfax, Va. on Jan. 3, 2007
George Mason went to the 2006 Final Four

* - considered a home game despite being played in Norfolk, Va.

SCHNEIDER EARNS SECOND CAA ROOKIE OF THE WEEK HONOR

Freshman guard David Schneider continued his stellar rookie campaign, earning his second CAA Rookie of the Week honor on Jan. 8. Schneider garnered the accolade after averaging 11.5 points, 5.0 rebounds and 3.0 assists in the Tribe's victories over George Mason (Jan. 3) and Northeastern (Jan. 6). During the two-game stretch, he also connected on 42.9 percent (6-of-14) from 3-point range. Schneider garnered the award earlier this season following his collegiate debut at Kansas State.

In the Tribe's 67-63 win at George Mason, Schneider scored 10 points to go along with two rebounds and four assists. He made a huge play with 3:38 left in the game. After the Patriots' had pulled even at 57, Schneider pulled down an offensive rebound and connected on a jumper from the left wing to give W&M a 59-57 lead, an advantage it would never relinquish. It marked the fifth time in school history that W&M defeated a team that went to the Final Four the previous season. It was the first such victory on the road.

STARTERS-BENCH COMPARISON

OPPONENT	TOTAL	POINTS	REBOUNDS
	POINTS-REBOUNDS	STARTERS-BENCH	STARTERS-BENCH
at Kansas State	60-37	48-12	21-10
Wagner	77-42	37-40	15-25
at Holy Cross	57-32	49-8	21-7
at Navy	63-30	27-36	13-14
Jacksonville State	59-47	32-27	21-21
Cornell	73-33	23-50	12-14
Towson	60-26	18-42	8-16
North Florida	61-35	48-13	21-6
UMBC	70-23	46-24	10-9
Hampton	72-25	55-17	12-8
Richmond	61-40	40-21	31-9
at George Mason	67-36	49-18	22-12
Northeastern	60-35	48-12	20-9
at Georgia State	57-34	38-19	26-4
VCU	77-27	57-20	17-7
at Delaware	62-32	35-27	17-11
George Mason	63-29	53-10	22-6
at Hofstra	69-29	59-10	14-11
at Old Dominion	44-28	30-14	13-11
Georgia State	81-24	63-18	14-9
at VCU	68-25	45-23	15-10
James Madison	65-30	59-6	15-9
UNC Wilmington	61-27	48-13	17-6
at James Madison	71-33	62-9	20-9
at UNC Wilmington	61-35	48-13	25-10
Drexel	60-43	53-7	27-12
at Fairfield			
at Drexel			
Old Dominion			

TRIBE BY THE NUMBERS

- 2** Number of CAA Rookie of the Week awards won by freshman guard David Schneider
- 4** Number of W&M TV games at home in 2006-07
- 7** Number of non-conference wins the Tribe has in 2006-07, the most since it had eight in 1992-93
- 7.06** Number of 3-pointers the Tribe is averaging per game in league play
- 15** Division I wins by the 2006-07 Tribe, making them only the fifth team in school history to win 15 or more DI games
- 18** Career-high number of minutes played by junior walk-on Chris Stratton in the Tribe's 71-56 win at James Madison on Feb. 7
- 76.2** Percent the Tribe shot in the second half at James Madison on Feb. 7, the best for W&M since 1990
- 134** Number of career 3-pointers by junior guard Nathan Mann
- .304** 3-point field goal percentage Tribe opponents are shooting in 2006-07, which leads the CAA
- .500** 3-point field goal percentage for junior guard Nathan Mann over the last six games
- .866** Free throw percentage of Adam Payton, the best mark in the CAA
- 1,047** Number of All-time victories at W&M
- 4,675** Miles from Vilnius, Lithuania (home of Laimis Kisielius) to Williamsburg, Va.

CAA

	CAA		Overall	
	W-L	Pct.	W-L	Pct.
VCU	14-2	.875	22-5	.815
Old Dominion	13-3	.813	20-7	.741
Hofstra	12-4	.750	19-8	.704
Drexel	11-5	.688	19-7	.731
William and Mary 8-8	.500	15-11	.577	
George Mason	8-8	.500	14-12	.538
Towson	8-8	.500	14-13	.519
Northeastern	7-9	.438	9-18	.346
Georgia State	5-11	.313	9-17	.320
James Madison	4-12	.250	7-19	.269
UNC Wilmington	3-13	.188	6-19	.240
Delaware	3-13	.188	5-22	.185

CAA SCHEDULE/RESULTS

Feb. 3

- *JMU def. Delaware, 69-64
- *VCU def. Georgia State, 100-71
- *Drexel def. Towson, 66-56
- *Hofstra def. Northeastern, 82-66
- *ODU def. George Mason, 66-56
- *UNCW def. W&M, 67-61

Feb. 7

- *Delaware def. UNCW, 78-69
- *ODU def. Georgia State, 68-55
- *W&M def. JMU, 71-56
- *Northeastern def. Towson, 65-55

Feb. 8

- *Drexel def. Hofstra, 95-87 (OT)
- *VCU def. George Mason, 63-49

Feb. 10

- *ODU def. VCU, 79-63
- *Towson def. Georgia State, 92-65
- *Hofstra def. George Mason, 68-60
- *Drexel def. Delaware, 77-62
- *Northeastern def. JMU, 67-64
- *W&M def. UNCW, 61-55

Feb. 13

- *ODU def. Hofstra, 96-82

Feb. 14

- *George Mason def. Delaware, 66-46
- *W&M def. Drexel, 60-47
- *Georgia State def. Northeastern, 71-65
- *Towson def. JMU, 76-62
- *VCU def. UNCW, 78-68

Feb. 17

- Maine at Northeastern 1:00 pm
- Towson at Bucknell 2:00 pm
- Elon at Georgia State 2:00 pm
- Holy Cross at Hofstra 3:00 pm
- W&M at Fairfield 4:00 pm
- Kent State at George Mason 4:00 pm
- ODU at Toledo 6:00 pm
- Iona at Delaware 7:00 pm
- JMU at Siena 7:00 pm
- UNCW at UNCG 7:00 pm
- Bradley at VCU 8:00 pm
- Drexel at Creighton 10:00 pm

Feb. 20

- *Georgia State at George Mason 7:00 pm

Feb. 21

- *Northeastern at Delaware 7:00 pm
- *Towson at ODU 7:00 pm
- *W&M at Drexel 7:30 pm
- *JMU at VCU 7:30 pm

Feb. 22

- *UNCW at Hofstra 7:00 pm

The Phoenix, Ariz., native finished with 13 points and pulled down a team-high eight rebounds in W&M's come-from-behind victory over Northeastern. He equaled a career-high connecting on four 3-point field goals in the victory. He scored four of the Tribe's final nine points in the comeback.

DEFENSIVE INTENSITY

One of the biggest reasons for the Tribe's success has been its play on the defensive end. The Tribe has limited seven opponents to less than 60 points this season, and is 10-1 in those contests. In fact when W&M holds its opponents to fewer than 70 points, it is 15-3. The College leads the conference in 3-point field goal percentage defense (30.4 percent). The 3-point field goal percentage defense ranks 19th nationally according to kenpom.com.

Here are some examples of the Tribe's defensive success in 2006-07:

- The Tribe held Drexel to 47 points in a victory on Feb. 14. It was the Dragon's lowest point total since the 2002-03 season when it had 37 against St. Joseph's.

- In the opening 20 minutes, W&M held James Madison to 25 percent (6-of-24) from the floor. The Dukies did not connect on a field goal over the final 10:16 of the first half.

- W&M limited ODU to 19.4 percent (6-of-31) from the field, including a 0-of-14 effort from 3-point range in the first half on Jan. 24. The Monarchs could only muster 14 first-half points against the Tribe and sat at seven points until the 3:29 mark of the first half.

- The Tribe held the CAA's top 3-point shooting team, Hofstra, well below its season averages. W&M limited the Pride to 4-of-18 (.222) shooting from 3-point range on Jan. 20. Hofstra entered the game leading the CAA at 39.9 percent from downtown, while hitting eight threes per game.

- The College held Richmond without a field goal for the final 15 minutes of the first half in a New Years Eve victory. The Spiders jumped out to a 12-8 led on the Tribe heading into the first media timeout. UR had connected on 6-of-7 from the field over the stretch. The College came out of the timeout with a renewed vigor and held Richmond without a field goal over the final 15 minutes of the first half. The Spiders could only muster a single free throw during the decisive stretch, while misfiring on all 12 of its attempts from the field and turning the ball over eight times.

- W&M held Richmond to only 13 first-half points, in opening up a 14-point advantage. The 13 first-half points were the fewest allowed by the Tribe since Jan. 24, 2001, when James Madison only put up 11 points in the opening stanza.

- On two occasions this season W&M has held its opponent below 45 points. The College held Georgia State nearly 25 points below its season scoring average in a 57-43 victory on Jan. 8. It marked the second time this season W&M held an opponent to less than 45 points. The Tribe held North Florida to 44 total points in a 17-point victory on Dec. 8. The last time W&M held two foes below 45 points in a single season was during the 1983-84 season when W&M held James Madison to 44 points and East Carolina to 32 points.

- The 43 points scored by Georgia State against W&M was the lowest point total for a Tribe opponent during the Tony Shaver Era. The last time the College held an opponent to fewer than 43 points in a game was Jan. 31, 2001 when W&M held American to 42 points in a 51-42 victory.

BENCH SCORING

W&M head coach Tony Shaver felt that his 2006-07 Tribe team would be the deepest he has had in his four seasons at the helm. The Tribe's play off the bench this season has echoed Shaver's sentiments. This season, the College has averaged nearly 20 points per game from its reserves, outscoring its opponents by an average of more than five points off the bench. The Tribe has outscored its opponents off the bench on 16 occasions and is 12-4 in those contests. Sophomore forward Alex Smith leads the way, topping the Tribe off the bench on nine occasions.

On four occasions this season the Tribe bench has outscored the starters. In Tribe contests with Wagner, Cornell and Towson, the W&M bench scored over 40 points. In the 24-point win over the Seahawks, the bench held a 40-37 advantage over the starters, while the reserves scored 50 points, led by the 21 from junior Laimis Kisielius against Cornell. The Tribe held a 42-18 scoring advantage over Towson on Dec. 5.

The 40-plus point efforts off the bench against Wagner, Cornell and Towson marked

the third, fourth and fifth times under head coach Tony Shaver that W&M scored 40 or more points off the bench. In each of the last two seasons, the Tribe accomplished the feat. Last season, the College tallied 42 points off the bench in the season-opening victory over Maine. On Dec. 1, 2004, the W&M subs scored 42 points in a victory over Longwood. The 50 points off the bench against Cornell were the most under Shaver.

Leading W&M Bench Scorers

Date	Opponent	Leading Scorer	Total W&M Bench Scoring
11/11	at Kansas State	Cofield (4)	12
11/20	Wagner	Sumner (12)	40
11/25	at Holy Cross	Smith (3)	8
		Stein (3)	
11/28	at Navy	Trumbower (12)	36
12/1	JSU	Payton (18)	27
12/2	Cornell	Kisielius (21)	50
12/5	Towson	Schneider (18)	42
12/8	North Florida	Carrabine (5)	13
12/22	UMBC	Smith (9)	24
12/28	Hampton	Smith (8)	17
12/31	Richmond	Smith (12)	21
1/3	at George Mason	Smith (11)	18
1/6	Northeastern	Carrabine (6)	12
1/8	at Georgia State	Smith (7)	19
1/10	VCU	Smith (12)	20
1/13	at Delaware	Smith (16)	27
1/16	George Mason	Cofield (7)	10
1/20	at Hofstra	Smith (8)	10
1/24	at Old Dominion	Trumbower (6)	14
1/27	vs. Georgia State	Darnell (8)	18
1/29	at VCU	Sumner (7)	23
1/31	vs. James Madison	Smith (2)	6
		Trumbower (2)	
		Hess (2)	
2/3	vs. UNCW	Stratton (4)	13
2/7	at James Madison	Hess (4)	9
2/10	at UNCW	Smith (7)	13
2/14	vs. Drexel	Carrabine (4)	7

DIFFERENCE AT THE CHARITY STRIPE

W&M has been productive from the free throw line in late game situations. While the Tribe is shooting 69.9 percent from the charity stripe, the number jumps significantly late in the game. With five minutes or less remaining in a contest, the College has shot 73.6 percent from the line. Below is a player-by-player breakdown of how W&M has fared at the foul line with five minutes or less remaining in the game and in overtime:

Player	FT	FT%
Corey Cofield	2-2	1.000
Adam Payton	40-of-46	.870
Alex Smith	5-of-6	.833
Laimis Kisielius	25-of-32	.781
Nathan Mann	10-of-13	.769
Adam Trumbower	9-of-12	.750
Danny Sumner	2-of-3	.667
David Schneider	18-of-31	.581
Peter Stein	6-of-12	.500
Kyle Carrabine	1-of-2	.500
Steven Hess	1-of-2	.500
Marcus Barnett	0-of-1	.000
Chris Stratton	0-of-1	.000
Total	120-of-163	.736

GUARDS CRASHING THE BOARDS

The W&M guards have been a significant reason for the Tribe's success in the rebounding department this season. The College has outrebounded 14 opponents. On 20 occasions and in 17 of the Tribe's 26 games this season, a W&M guard has led the Tribe in rebounding. In fact, all three of the College's starting guards average over 3.3 rebounds per contest, led by senior Adam Payton, who tops the College at 4.2 boards per contest.

TRIBE IN THE CAA RANKINGS

as of Feb. 15
All Games

TEAM (W&M TOP 6 ONLY)

Scoring Offense
6. W&M..... 64.6

Scoring Defense
4. W&M..... 64.2

Free Throw Pct.
6. W&M..... .699

Field Goal Pct.
6. W&M..... .437

Field Goal Pct. Defense
4. W&M..... .431

3-Point Field Goal Pct. Defense
1. W&M..... .304

Rebounding Defense
3. W&M..... 32.0

3-Point Field Goals Made
5. W&M..... 6.77

INDIVIDUAL

Points
14. Adam Payton 13.5
20. Laimis Kisielius 11.9

Field Goal Pct.
10. Laimis Kisielius478
13. Adam Payton458

Assists
14. David Schneider 2.83

Free Throw Pct.
1. Adam Payton866
10. Laimis Kisielius739

Steals
7. Adam Payton 1.54

3-Point Field Goals Made
10. Nathan Mann 1.77
15. David Schneider 1.65

Assist/Turnover Ratio
10. David Schneider 1.48

TRIBE IN THE CAA RANKINGS

as of Feb. 15
CAA Games Only

TEAM (W&M TOP 6 ONLY)

Scoring Defense
4. W&M..... 65.9

Free Throw Pct.
4. W&M..... .739

Field Goal Pct.
6. W&M..... .435

3-Point Field Goal Pct. Defense
4. W&M..... .331

Rebounding Defense
2. W&M..... 30.9

3-Point Field Goals Made
4. W&M..... 7.06

INDIVIDUAL

Points
9. Adam Payton 15.1

Field Goal Pct.
10. Adam Payton476

Free Throw Pct.
2. Adam Payton878

Steals
7. Adam Payton 1.56

3-Point Field Goal Pct.
12. Nathan Mann376

3-Point Field Goals Made
T4. Nathan Mann 2.19

Blocked Shots
15. Peter Stein 0.56

Assist/Turnover Ratio
12. David Schneider 1.52

Offensive Rebounds
13. Alex Smith 1.88

In total, the Tribe receives over 15 rebounds a game from the guard position.

Payton has led W&M in rebounding a team-high eight, including each of the last three contests. Junior Nathan Mann has topped the Tribe in rebounding on six occasions, while freshman David Schneider has accomplished the feat five times. Three of W&M's top single-game rebounding efforts this season have come from the guard position. Mann posted a season high nine boards against North Florida, while Schneider did the same against Kansas State and Payton pulled the trick at George Mason.

GETTING TO THE FREE THROW LINE

When the Tribe gets to the free throw line 20 or more times, there is a good chance the contest will end in a victory. This season, W&M has had 20 or more attempts from the charity stripe on 11 occasions and is 7-4 in those contests. Over the last three seasons, the College is 23-17 (.575) when attempting 20 or more from the free throw line.

50 PERCENT EQUALS VICTORIES

The Tribe has been flawless under head coach Tony Shaver when it hits on 50 percent or better from the floor. W&M has notched five victories this season when shooting over 50 percent from the floor. It marked the 11th, 12th, 13th, 14th and 15th times in Shaver's four years at the helm that W&M shot 50 percent or better from the field. In all 14 of those contests, W&M has walked away with a victory. Here is a look at the Tribe's 50 percent or better shooting from the field under Shaver:

Date	Team	Result	Percentage (FGM-FGA)
2/7/07	James Madison	W, 71-56	.540 (27-50)
1/27/07	Georgia State	W, 81-65	.609 (28-46)
12/28/06	Hampton	W, 72-67	.512 (21-41)
12/22/06	UMBC	W, 70-58	.500 (21-42)
11/20/06	Wagner	W, 77-53	.500 (32-64)
2/4/06	Georgia State	W, 90-73	.633 (31-49)
1/28/06	James Madison	W, 86-68	.518 (29-56)
12/21/05	UNC Greensboro	W, 83-73	.536 (30-56)
11/26/05	Campbell	W, 93-79	.589 (33-56)
1/26/05	Towson	W, 83-65	.521 (25-48)
12/1/04	Longwood	W, 90-60	.500 (30-60)
1/28/04	at James Madison	W, 99-86	.600 (33-55)
1/26/04	Old Dominion	W, 86-77	.545 (30-55)
12/30/03	Campbell	W, 82-67	.500 (29-58)
11/23/03	Liberty	W, 91-64	.540 (34-63)

STIFLING DEFENSE

The Tribe held each of its first three opponents below 37 percent shooting from the floor. The College held Kansas State to 30 percent (24-of-80) shooting. W&M followed that performance by holding Wagner to 32.7 percent (17-of-52) and Holy Cross to 36.7 percent (22-of-60). It marks the best defensive three-game stretch for the Tribe since the 1999-2000 season. The Tribe held The Citadel (32 percent (16-of-50) on Dec. 2), UNC Wilmington (35.5 percent (18-of-53) on Dec. 6) and American (31.8 percent (14-of-44) on Dec. 9) below the mark during the campaign.

W&M has also kept its opponents at bay from beyond the 3-point arc. Kansas State shot only 20.7 percent (6-of-29) from 3-point range, while Wagner was 8-of-31 from downtown for a 25.8 percent shooting clip. Holy Cross hit on only 5-of-25 attempts from 3-point range for a 20 percent average. It marked the first time W&M held three straight opponents to less than 26 percent shooting from 3-point range since the 2001-02 season. During that stretch, W&M held Towson (7.7 percent (1-of-13) on Feb. 2), James Madison (13.3 percent (2-of-15) on Feb. 4) and Hampton (18.8 percent (3-of-16) on Feb. 6) below 20 percent from 3-point range.

TONY SHAVER - A HALL OF FAMER

In each of his previous two stops before taking over the Tribe program, head coach Tony Shaver has enjoyed great success and been inducted into the Hall of Fame at each school. In 2004, Shaver was inducted into the Hampden-Sydney College Hall of Fame after coaching the Tiger program to eight ODAC Championships, 11 NCAA Tournament appearances and two Final Fours. He had 358 career victories and a .747 winning percentage at Hampden-Sydney. On Nov. 11, 2005, Shaver was inducted into the Episcopal High School (Alexandria, Va.) Hall of Fame. He coached at the school for 10 seasons (1977-86), winning 73 percent of his games and two IAC championships. After the 1986 season, he was named the Virginia State Private School Coach of the Year and his team was ranked first in Northern Virginia by the *Alexandria Gazette*.

W&M PLAYERS IN THE PROS

Five former W&M players are currently playing professionally overseas, including three who graduated within the last three years. All five are playing in their country's top division of professional basketball.

TODD CAUTHORN

Sheffield Sharks (England - BBL)

Was the Shark's third-leading scorer with 14 points in a 91-70 win over the Worcester Wolves on Feb. 2 ... Connected on a trio of 3-point field goals on his way to 10 points and three rebounds in a 98-86 win over Poujoulat Heat Guildford on Feb. 4 ... The victory over Guildford moved the Sharks into the top spot in the BBL ... Ranks among the league leaders in blocked shots (sixth at 0.85 per game) and free throw shooting (third at 83.3 percent) ... Sharks are tied for second at 13-6 in the BBL Championship table ... Averaging 7.9 points and 3.7 rebounds per game for the Sheffield Sharks as of Jan. 30 ... In total, has played 11 years in Europe.

ZEB COPE

Entente Orleans 45 (France - LNB)

Scored in double figures in each of his last seven games, averaging 15 points per game over that stretch ... Finished with 12 points and two rebounds in a 69-68 win over Le Mans on Feb. 4 ... Orleans is tied for fourth in the LNA with 32 points and a 12-8 record ... Averaging 10.8 points and 5.1 rebounds per game, while shooting 44.5 percent from the field and 84 percent from the free throw line ... Helped Boncourt from the top division in Switzerland advance to the finals of the LNA Championship in 2005-06, after the team claimed the Swiss regular season crown with an 18-4 record ... Ranked fifth in the LNA with 9.8 rebounds per game last season.

ADAM HESS

Artland Dragons of Quackenbrueck (Germany - BBL)

Notched 18 points, including four 3-pointers, to go along with seven rebounds in a 101-76 win over sellbytel Baskets Nurnberg ... Voted the starter at forward for the North squad in the Bundesliga All-Star Game, but was forced to miss the game with an injury ... Leads the German Bundesliga in scoring at 19.2 points per game ... Shooting 48 percent from the field and 80 percent from the free throw line, while averaging 5.2 rebounds per game ... Ranks seventh in league in overall efficiency at 285 and ninth in efficiency per game at 15.0 ... Artland is fourth in the 18-team Bundesliga at 12-7 ... Played for the Phoenix Suns during the Toshiba Las Vegas Summer League, and averaged 18.2 minutes, 8.8 points, 2.6 rebounds and one assist, while shooting 64 percent from the field ... Played two seasons with BK Nymburk in the NBL, the top division in the Czech Republic, helping the team to back-to-back league titles ... Named to the Czech league's All-Imports list and second-team all-league after ranking fourth in the NBL in the value index ratings in 2005-06.

JIM MORAN

Gran Canaria (Spain - ACB)

Averaging 8.6 points and 3.0 rebounds per game, while shooting 42 percent from 3-point range and 79 percent from the free throw line for Gran Canaria ... Gran Canaria has won its last two games and is tied for fourth in the 18-team ACB at 11-9 ... Scored five points and pulled down five rebounds in a 80-70 win over Winterthur F.C. Barcelona on Feb. 4 ... Helped Gran Canaria reach the ACB (top division) playoffs and finish the year fifth in the regular season with a 20-14 record in 2005-06 ... In his seventh season with the team, after starting 29 of the team's 34 regular season games in 2005-06, averaging 7.2 points and shooting 47 percent from 3-point range ... Has played six years in Spain.

SHERMAN RIVERS

BK Sadska (Czech Republic - NBL)

Averaging 12.4 points, 3.9 rebounds and 1.7 assists, all of which rank second on the team ... Tallied 13 points and four rebounds in a 91-74 loss to NH Ostrava on Feb. 3 ... Has a value index per game of 12.0 ... BK Sadska is 5-17 in the NBL ... Averaged 13.8 points and 2.8 rebounds per game in his first season (2005-06) with BK Sadska.

Updated as of Feb. 6.

GENERAL INFORMATION

NAME	The College of William & Mary
LOCATION	Williamsburg, Va.
FOUNDED	1693 (2nd oldest college in U.S.)
UNDERGRADUATE ENROLLMENT	5,700
NICKNAME	Tribe
COLORS	Green, Gold and Silver
ARENA (CAPACITY)	Kaplan Arena at William and Mary Hall (8,600)
AFFILIATION	NCAA Division I
CONFERENCE	Colonial Athletic Association
PRESIDENT	Gene R. Nichol
ALMA MATER	Oklahoma State, 1973
CHANCELLOR	Sandra Day O'Connor
ALMA MATER	Stanford, 1950
DIRECTOR OF ATHLETICS	Terry Driscoll
ALMA MATER	Boston College, 1969
SR. ASSOC. AD/SWA	Barbara Blosser
ALMA MATER	Ohio State, 1975
ATHLETICS DEPT. PHONE	(757) 221-3400
TICKET OFFICE PHONE	(757) 221-3340

MEN'S BASKETBALL INFORMATION

HEAD COACH	Tony Shaver
ALMA MATER	North Carolina, 1976
RECORD AT W&M	38-73 (Fourth Season)
CAREER RECORD	396-194 (21st Season)
ASSISTANT COACHES	Dee Vick (Hampden-Sydney, 1994) Antwon Jackson (Pikeville College, 1993) Ben Wilkins (North Carolina State, 2001)
2005-06 RECORD	8-20
CONFERENCE RECORD/FINISH	3-15/T10th
CAA TOURNAMENT RECORD	0-1 (.000)
STARTERS RETURNING/LOST	3/2
LETTERWINNERS RETURNING/LOST	10/5
FIRST YEAR OF BASKETBALL	1905-06
ALL-TIME RECORD	1047-1200 (.465)
NCAA TOURNAMENT APPEARANCES	None
NIT APPEARANCES	1 (1983)
LAST POSTSEASON OPPONENT	Virginia Tech (3/17/83), L 79-85

TEAM BIRTHDAYS

Laimis Kisielius	1/24/85
Head Coach Tony Shaver	1/28/54
Adam Payton	2/10/84
Steven Hess	3/3/87
Assistant Coach Dee Vick	5/10/71
Assistant Coach Antwon Jackson	5/14/68
David Schneider	5/18/87
Marcus Barnett	5/21/86
Nathan Mann	7/17/85
Assistant Coach Ben Wilkens	9/26/78
Chris Stratton	9/29/85
Kyle Carrabine	10/10/85
Peter Stein	10/20/86
Alex Smith	11/24/86
Chris Darnell	12/3/86
Danny Sumner	12/6/87
Adam Trumbower	12/10/84

NATIONAL POLLS

ESPN/USA TODAY COACHES POLL (FEB. 12)

1. Florida (31)	23-2	775	1
2. Ohio State	22-3	727	3
3. Wisconsin	24-2	698	4
4. North Carolina	22-3	664	5
5. Pittsburgh	22-3	642	6
6. Texas A&M	21-3	628	7
7. UCLA	21-3	622	2
8. Kansas	21-4	547	8
9. Memphis	21-3	531	10
10. Nevada	22-2	485	11
11. Washington State	21-4	466	14
12. Butler	23-3	400	9
13. Marquette	21-5	352	12
14. Air Force	21-4	338	13
15. Southern Illinois	21-5	272	20
16. Georgetown	18-5	271	23
17. Oregon	20-5	240	15
18. Kentucky	18-6	215	18
19. Indiana	17-6	184	24
20. Oklahoma State	19-5	151	17
21. Boston College	18-6	142	NR
22. West Virginia	19-5	133	NR
23. USC	18-7	109	21
24. Arizona	17-7	79	NR
25. Virginia Tech	17-7	56	NR

RECEIVING VOTES: Duke 53, Alabama 45, Notre Dame 41, Virginia 32, Brigham Young 31, UNLV 28, Texas 26, Winthrop 23, Clemson 19, New Mexico State 15, Kansas State 13, Virginia Commonwealth 8, Vanderbilt 6, Davidson 5, Villanova 2, San Diego State 1.

ASSOCIATED PRESS POLL (FEB. 12)

1. Florida (72)	23-2	1,800	1
2. Ohio State	22-3	1,668	3
3. Wisconsin	24-2	1,637	4
4. North Carolina	22-3	1,604	5
5. UCLA	21-3	1,465	2
6. Texas A&M	21-3	1,462	6
7. Pittsburgh	22-3	1,415	7
8. Memphis	21-3	1,272	8
9. Kansas	21-4	1,268	9
10. Washington State	21-4	1,090	14
11. Nevada	22-2	1,084	12
12. Marquette	21-5	916	11
13. Butler	23-3	831	10
14. Georgetown	18-5	782	22
15. Oregon	20-5	689	13
16. Southern Illinois	21-5	660	21
17. Air Force	21-4	538	15
18. Oklahoma State	19-5	503	17
19. Arizona	17-7	438	24
20. Kentucky	18-6	387	20
21. Boston College	18-6	325	NR
22. USC	18-7	290	19
23. West Virginia	19-5	272	NR
24. Indiana	17-6	223	NR
25. Alabama	18-6	158	18

RECEIVING VOTES: Duke 150, Virginia Tech 129, Brigham Young 68, Texas 55, Kansas State 37, Tennessee 29, UNLV 25, Virginia 23, Clemson 19, Vanderbilt 18, Winthrop 15, Creighton 13, Virginia Commonwealth 12, Xavier 10, Akron 7, Massachusetts 5, Davidson 2, Villanova 2, Missouri State 1, Old Dominion 1, Hofstra 1, Vermont 1.

TRIBE ADDS PAIR OF SIGNEES FOR 2007-08

The William and Mary men's basketball program and head coach Tony Shaver announced the signing of two players, 6-9, 240-pound power forward Marcus Kitts (Holly Springs, N.C.) and 6-4, 190-pound guard Valeriu 'Vali' Lazarescu (Brossard, Quebec, Canada), to National Letters of Intent on Nov. 9. The duo will begin competition for the Tribe during the 2007-08 season.

"It is a great day for the College of William and Mary basketball program," Shaver said. "We are adding two quality young men in Marcus Kitts and Valeriu Lazarescu to our basketball family. Our main objective with our fourth recruiting class was to be highly selective and sign difference makers. We are confident we accomplished both those goals by signing Marcus and Vali. Both players are home runs for our program. They come from great family backgrounds and have what it takes to be impact players for our ball club."

MARCUS KITTS - F - 6-9 - 240 - HOLLY SPRINGS, N.C. (MIDDLE CREEK)

Kitts averaged 19 points and 12 rebounds as a junior. He scored 419 points in 2005-06, including a season-high 36 against Lee County on Jan. 3. Each of the last two seasons, Kitts earned All-Tri-Seven Conference honors. As a sophomore in 2004-05, he averaged 13.5 points, 7.0 rebounds and 2.2 blocks per game.

"Marcus was the easiest evaluation I have made in my 30 years of coaching," Shaver said. "The first time I saw Marcus, he scored more than 30 points and grabbed over 20 rebounds in a 4A basketball game in the Raleigh, N.C., area. I knew he was our guy, and we just had to find a way to sign him. Marcus is a very talented athlete who has yet to realize his potential. He has exceptional hands and a rare knack for rebounding the ball above the rim. The bigger the game and the better the competition, the better Marcus plays. He is fearless, and he welcomes challenges from opposing teams and players."

The power forward was a 2006 McDonald's All-American Nominee. He earned MVP honors at the 2006 North Carolina State Games Tournament. After receiving interest from UNC Wilmington, Iowa, West Virginia, Davidson and Tennessee, Kitts chose to play collegiate basketball for the Tribe. He spent the summer of 2006 adding muscle to his game, bulking up nearly 20 pounds. Kitts is known as an all-out player who will bang in the paint. He gets off the floor quickly and rebounds on the interior with a purpose.

VALERIU LAZARESCU - G - 6-4 - 190 - BROSSARD, QUEBEC (CHAMPLAIN ST. LAMBERT)

Lazarescu is an athletic player and a flat-out scorer. He plays for head coach John Dangelas, regarded as one of the top coaches in Canada, at the College of Champlain St. Lambert in Montreal, Quebec, which is known for producing Division I talent. Lazarescu chose the Tribe over American, Princeton, Evansville, Toledo and Boston University.

"I am so thankful Coach John Dangelas allowed us to get involved with Vali at such a late date in the recruiting process," Shaver said. "Vali is a big guard with tremendous athleticism. He is the winner of multiple Canadian dunk contests. He can finish in transition above the rim, shoot from the perimeter and rebound from the guard position."

This season, Lazarescu led Champlain to the Hagen title with a perfect 5-0 mark. He earned tournament MVP honors and led Cavaliers to a 97-39 win over Algonquin in the title game with a team-high 22 points. He has enjoyed an exceptional final season at Champlain, also averaging 20 points per game at the Prep Canada Challenge against top teams from Toronto and Ottawa. At the 2005-06 Canadian Colleges Athletic Association (CCAA) Nationals, Lazarescu helped his Champlain team to a bronze medal.

NUMERICAL ROSTER

No.	Name	Pos.	El./Cl.	Ht.	Wt.	Hometown/High School
00	Steven Hess	F/C	Fr./Fr.	6-10	225	Charlotte, N.C./Gaston Day School
2	David Schneider	G	Fr./Fr.	6-3	175	Phoenix, Ariz./Brophy Prep
3	Adam Trumbower	G	Sr./Sr.	6-3	190	Roanoke, Va./Cave Spring
4	Alex Smith	F	So./So.	6-5	250	Greenville, S.C./Oak Hill Academy (Va.)
11	Nathan Mann	G	Jr./Jr.	6-2	190	Overland Park, Kan./St. Thomas Aquinas
12	Marcus Barnett	G	Jr./Jr.	6-2	195	Hampton, Va./Phoebus
13	Laimis Kisielius	F	Jr./Jr.	6-8	210	Vilnius, Lithuania/Miller School (Va.)
15	Peter Stein	F	So./So.	6-9	225	Houston, Texas/Westbury Christian
20	Kyle Carrabine	G	Jr./Jr.	6-7	205	Naperville, Ill./Neuqua Valley
22	Danny Sumner	F	Fr./Fr.	6-7	190	Fairfax, Va./Paul VI
23	Chris Darnell	F	So./So.	6-8	210	Fredericksburg, Va./North Stafford
24	Adam Payton	G	5th/Sr.	6-3	195	Burlington, N.J./The Lawrenceville School
25	Chris Stratton	F	Jr./Jr.	6-6	205	Burke, Va./Lake Braddock
31	Matt McFadden	G	Fr./Fr.	6-2	175	Medford, N.J./Shawnee

ALPHABETICAL ROSTER

No.	Name	Pos.	El./Cl.	Ht.	Wt.	Hometown/High School
12	Marcus Barnett	G	Jr./Jr.	6-2	195	Hampton, Va./Phoebus
20	Kyle Carrabine	G	Jr./Jr.	6-7	205	Naperville, Ill./Neuqua Valley
23	Chris Darnell	F	So./So.	6-8	210	Fredericksburg, Va./North Stafford
00	Steven Hess	F/C	Fr./Fr.	6-10	225	Charlotte, N.C./Gaston Day School
13	Laimis Kisielius	F	Jr./Jr.	6-8	210	Vilnius, Lithuania/Miller School (Va.)
11	Nathan Mann	G	Jr./Jr.	6-2	190	Overland Park, Kan./St. Thomas Aquinas
31	Matt McFadden	G	Fr./Fr.	6-2	175	Medford, N.J./Shawnee
24	Adam Payton	G	5th/Sr.	6-3	195	Burlington, N.J./The Lawrenceville School
2	David Schneider	G	Fr./Fr.	6-3	175	Phoenix, Ariz./Brophy Prep
4	Alex Smith	F	So./So.	6-5	250	Greenville, S.C./Oak Hill Academy (Va.)
15	Peter Stein	F	So./So.	6-9	225	Houston, Texas/Westbury Christian
25	Chris Stratton	F	Jr./Jr.	6-6	205	Burke, Va./Lake Braddock
22	Danny Sumner	F	Fr./Fr.	6-7	190	Fairfax, Va./Paul VI
3	Adam Trumbower	G	Sr./Sr.	6-3	190	Roanoke, Va./Cave Spring

Head Coach

Tony Shaver (North Carolina, 1976), Fourth season

Assistant Coaches

Dee Vick (Hampden-Sydney, 1994), Fourth season

Antwon Jackson (Pikeville College, 1993), Second season

Ben Wilkins (N.C. State, 2001) First season

PRONUNCIATION GUIDE

Kyle Carrabine	CARE - uh - byne
Laimis Kisielius	LIE-muss kiss-ILL-ee-us
Peter Stein	STYNE
Adam Trumbower	TRUM - bow - er

ROSTER BREAKDOWN

BY POSITION

Guard: Marcus Barnett, Kyle Carrabine, Nathan Mann, Matt McFadden, Adam Payton, David Schneider, Adam Trumbower

Forward: Laimis Kisielius, Chris Darnell, Alex Smith, Peter Stein, Christ Stratton, Steven Hess, Danny Sumner

Center: Steven Hess

BY HEIGHT

6-10: Steven Hess

6-9: Peter Stein

6-8: Chris Darnell, Laimis Kisielius

6-7: Kyle Carrabine, Danny Sumner

6-6: Chris Stratton

6-5: Alex Smith

6-3: Adam Payton, Adam Trumbower, David Schneider

6-2: Marcus Barnett, Nathan Mann, Matt McFadden

BY CLASS

Seniors (2): Adam Payton, Adam Trumbower

Juniors (5): Marcus Barnett, Kyle Carrabine, Laimis Kisielius, Nathan Mann, Chris Stratton

Sophomores (3): Chris Darnell, Alex Smith, Peter Stein

Freshmen (4): Steven Hess, Matt McFadden, David Schneider, Danny Sumner

BY STATE

Arizona (1): David Schneider

Illinois (1): Kyle Carrabine

Kansas (1): Nathan Mann

New Jersey (2): Matt McFadden, Adam Payton

North Carolina (1): Steven Hess


South Carolina (1): Alex Smith


Texas (1): Peter Stein

Virginia (5): Marcus Barnett, Chris Darnell, Chris Stratton, Danny Sumner, Adam Trumbower

BY COUNTRY


Lithuania (1): Laimis Kisielius





STEVEN HESS

FR. • 6-10 • 230
CHARLOTTE, N.C.




DAVID SCHNEIDER

FR. • 6-3 • 175
PHOENIX, ARIZ.




ADAM TRUMBOWER

SR. • 6-3 • 190
ROANOKE, VA.




ALEX SMITH

SO. • 6-5 • 250
GREENVILLE, S.C.




NATHAN MANN

JR. • 6-2 • 190
OVERLAND PARK, KAN.




MARCUS BARNETT

JR. • 6-2 • 195
HAMPTON, VA.




LAIMISKISIELIUS

JR. • 6-8 • 210
VILNIUS, LITHUANIA




PETER STEIN

SO. • 6-9 • 220
BELLAIRE, TEXAS




KYLE CARRABINE

JR. • 6-7 • 205
NAPERVILLE, ILL.




DANNY SUMNER

FR. • 6-7 • 190
FAIRFAX, VA.




CHRIS DARNELL

SO. • 6-8 • 210
FREDERICKSBURG, VA.




ADAM PAYTON

SR. • 6-3 • 195
BURLINGTON, N.J.



CHRIS STRATTON

JR. • 6-6 • 205
BURKE, VA.



MATT MCFADDEN

FR. • 6-2 • 175
MEDFORD, N.J.



TONY SHAVER

FOURTH SEASON AT W&M
31ST SEASON OVERALL

CAREER RECORD BOOK UPDATE

3-POINT FIELD GOALS

Player	Years	G	3FG
1. Matt Verkey	1993-96	106	218
2. Randy Bracy	1996-99	92	171
3. Greg Burzell	1987-89	82	150
4. Adam Hess	2002-04	75	144
5. Jim Moran	1998-2001	107	141
6. David Cox	1992-95	109	137
7. Nathan Mann	2005-	83	134
8. Mike Johnson	2000-02	79	129
9. Jimmy Apple	1988-91	86	124
10. B. Fitzgibbons	1996-97	54	119
11. Nick D'Antoni	2002-05	107	104
12. B. Connor	1990-93	102	88
13. Kurt Small	1992-95	108	86
14. Mit Winter	1998-01	109	75
T. Roberts	1990-93	111	75
16. Scotty Scott	1997, 99-00	65	69
17. T. Jennings	1995-98	71	66
18. Sean Duff	1991-94	85	64
19. Sherman Rivers	2000-03	113	59
20. Taylor Mokris	2003-06	107	58

3-POINT ATTEMPTS

Player	Years	G	3FGA
1. Matt Verkey	1993-96	106	583
2. Randy Bracy	1996-99	92	495
3. Adam Hess	2002-04	75	447
4. David Cox	1992-95	109	395
5. Nathan Mann	2005-	83	385
6. Jim Moran	1998-2001	107	376
7. Mike Johnson	2000-02	79	373
8. Greg Burzell	1987-89	82	358
9. Jimmy Apple	1988-91	86	341
10. Nick D'Antoni	2002-05	107	331
11. B. Fitzgibbons	1996-97	54	288
12. Kurt Small	1992-95	108	271

3-POINT PERCENTAGE

Player	Years	G	Pct
1. Greg Burzell	1987-89	82	.419
2. B. Fitzgibbons	1996-97	54	.413
3. Jim Moran	1998-01	107	.375
4. Matt Verkey	1993-96	106	.374
5. Mit Winter	1998-01	75	.366
6. Brendan Connor	1990-93	102	.364
Jimmy Apple	1988-91	86	.364
8. Nathan Mann	2005-	83	.348
9. David Cox	1992-95	139	.347
10. Mike Johnson	2000-02	79	.346
11. Randy Bracy	1996-99	92	.345

3-POINTERS PER GAME

(minimum 50 games)

Player	Years	G	Avg
1. B. Fitzgibbons	1996-97	54	2.20
2. Matt Verkey	1993-96	106	2.06
3. Adam Hess	2002-04	75	1.92
4. Randy Bracy	1996-99	92	1.86
5. Greg Burzell	1987-89	82	1.83
6. Mike Johnson	2000-02	79	1.63
7. Nathan Mann	2005-	83	1.61
8. Jimmy Apple	1988-91	86	1.44
9. Jim Moran	1998-01	107	1.32
10. David Cox	1992-95	137	1.26
11. Scotty Scott	1997, 99-00	65	1.06

ASSIST AVERAGE

(minimum 50 games)

Player	Years	G	Avg
1. Randy Bracy	1996-99	92	3.82
2. Scott Coval	1983-86	110	3.72
3. Brendan Connor	1990-93	102	3.51
4. John Lowenhaupt	1975-78	112	3.29
5. Nick D'Antoni	2002-05	107	3.17
6. Bill Barnes	1979-82	109	3.13
7. Mike Enoch	1975-78	110	3.13
8. Ron Satterthwaite	1974-77	106	3.12
9. David Cox	1992-95	109	3.08
10. Curtis Pride	1987-90	94	3.05
11. Matt O'Reilly	1987-90	106	2.80
12. George Spack	1972-73	52	2.77
13. Keith Cieplicki	1982-85	113	2.51
14. Scotty Scott	1997, 99-00	65	2.42
15. Sherman Rivers	2000-03	113	2.41
16. Adam Hess	2002-04	75	2.24
17. David Grabuloff	1996-98	76	2.17
18. Steve Seward	1972-73	53	2.17
19. Mike Arizin	1973-74	54	2.13
20. Nathan Mann	2005-	83	2.12
21. Jim Moran	1998-01	107	2.09

STEAL AVERAGE

(minimum 50 games)

Player	Years	G	Avg
1. Jim McDonough	1976-77	55	2.27
2. John Lowenhaupt	1976-78	84	1.90
3. Randy Bracy	1996-99	92	1.90
4. Bill Barnes	1979-82	109	1.90
5. Adam Payton	2006-	54	1.57
6. Curtis Pride	1987-90	94	1.45
7. Mike Enoch	1976-78	83	1.45
8. Mike Strayhorn	1980-83	103	1.44
9. Jim Moran	1998-01	107	1.36
10. Kurt Small	1992-95	108	1.33
11. Scott Whitley	1978-81	101	1.27
12. Brendan Connor	1990-93	102	1.25
13. Adam Hess	2002-04	75	1.11
14. Rich Veres	1980-81	53	1.09
15. Sherman Rivers	2000-03	113	1.04
16. Matt Verkey	1993-96	106	1.00
17. Keith Cieplicki	1982-85	113	0.96
18. Ron Satterthwaite	1976-77	51	0.92
19. Todd Cauthorn	1990-93	105	0.88
20. Kevin Richardson	1982-85	113	0.88
Nathan Mann	2005-	83	0.76

ASSIST-TO-TURNOVER RATIO

Player	Years	G	A/T
1. John Lowenhaupt	1976-78	84	1.93
2. Scott Coval	1983-86	110	1.87
3. Keith Cieplicki	1982-85	113	1.43
4. Nick D'Antoni	2002-05	107	1.42
5. David Cox	1992-95	109	1.38
6. Mike Strayhorn	1980-83	103	1.35
7. Matt O'Reilly	1987-90	106	1.33
8. Nathan Mann	2005-	83	1.28
9. Cody Carbaugh	1999-02	97	1.28
10. Derrick Peters	1990-93	109	1.22
11. Tom Pfingst	1973-74	37	1.21

SINGLE SEASON RECORD BOOK UPDATE

FREE THROW PERCENTAGE

PLAYER	SEASON	FTM-FTA	Pct
1. Scott Coval	1986	111-121	.917
2. Dave Daugherty	1967	77-88	.875
3. Tony Traver	1983	111-127	.874
4. Adam Payton	2007	103-119	.866
5. John Lowenhaupt	1978	114-132	.864
6. Tom Farrington	1960	75-87	.862
7. Keith Cieplicki	1983	131-153	.866
8. Ron Panneton	1968	112-132	.848
9. Adam Hess	2003	114-135	.844
10. George Spack	1972	86-103	.835

SINGLE-SEASON 3-POINT FG PCT.

PLAYER	SEASONS	3PM-3PA	Pct.
1. Greg Burzell	1988	75-170	.441
3. Brendan Connor	1992	34-78	.436
4. Bobby Fitzgibbons	1996	57-131	.435
2. Lamis Kisielius	2007	33-78	.423
5. Jim Moran	1999	44-106	.415
6. Matt Verkey	1993	50-121	.413
7. Nathan Mann	2006	51-124	.411
8. Bobby Fitzgibbons	1997	62-157	.395
9. Matt Verkey	1994	63-164	.384
10. Jimmy Apple	1988	51-134	.381

TEAM SINGLE-SEASON 3-POINT FG MADE

YEAR	G	3PM
1. 2000	28	188
2. 1998	27	187
3. 2002	29	185
4. 1994	27	183
5. 1999	27	180
2007	26	176

TEAM SINGLE-SEASON 3-POINT FG ATTEMPTS

YEAR	G	3PA
1. 2002	29	579
2. 2004	28	556
3. 1999	27	548
4. 2003	28	539
5. 2000	28	537
2007	26	536

TEAM SINGLE-SEASON 3-POINT FG MADE PER GAME

YEAR	G	3PM	Avg
1. 1998	27	187	6.93
2. 1994	27	183	6.78
3. 2007	26	176	6.77
4. 2000	28	188	6.71
5. 1999	27	180	6.67

TONY SHAVER

Head Coach • Fourth Season at W&M

William and Mary head coach Tony Shaver is in his fourth season at the helm of the Tribe men's basketball program and his 31st overall in coaching. Shaver has coached at the collegiate level for the last 19 years and was officially hired as the 31st head men's basketball coach in the history of the College on May 2, 2003.

The Green and Gold continue to make strides under the direction of Shaver. W&M started the 2005-06 season 4-1, marking the best start for a Tribe since opening the 1992-93 campaign with a 6-1 record. During that season, however, two of the team's first four wins were against non-Division I teams Virginia Wesleyan and Shenandoah, which means the 4-1 start for the 2005-06 squad was the first time in school history that the Tribe has opened a year with at least four wins in its first five games against current Division I opponents. Included in those four victories was a 70-60 win at Hampton, who went on to make the NCAA Tournament.

Prior to the start of the 2005-06 season, Shaver was inducted into the Episcopal High School Hall of Fame in a ceremony at the school on Nov. 11. He led EHS for 10 seasons from 1977-86. With his inception into the Episcopal Hall of Fame, Shaver has been inducted into the Hall of Fame at both of his head coaching stops prior to taking over the reigns at William and Mary. He was inducted into the Hampden-Sydney Hall of Fame in 2004.

In his second season at the helm, W&M immediately started the season on a high note, defeating Radford and Hartford to win the inaugural W&M Tip-Off Classic, the first regular season tournament title for the College since 1981. The Tribe defeated James Madison in the first round of the Colonial Athletic Association Tournament for W&M's first postseason win since 1997, and just the third in the last 20 years.

Shaver began his Tribe career with a 91-64 pounding of Liberty on Nov. 23, 2003. He also won his first ever Colonial Athletic Association contest, as the Tribe knocked off two-time defending league champion UNC Wilmington, 67-66, in overtime on Dec. 4, 2003. In the Tribe's first contest against a nationally ranked opponent under Shaver's direction, W&M performed well, leading No. 15 Pittsburgh by 10 points midway through the first half, before the Panthers, who attempted 28 more free throws than the Tribe, won 70-55.

There have been individual successes as well for the Green and Gold under Shaver's reign. 2004 graduate Adam Hess, currently playing professionally in Germany, became the first player in school history to lead the CAA in scoring. An outstanding student and athlete, Hess was named the CAA Male Scholar-Athlete of the Year (for all sports) and was a First-Team Academic All-American and all-conference selection as a senior. Current senior Corey Cofield was voted the 2004 CAA Rookie of the Year, leading all freshmen in the league in points, rebounds and field goal percentage. Cofield earned his second straight selection to the All-CAA third team in 2005, while current junior Iaimis Kisielius earned a spot on the CAA All-Rookie team in 2005.

Shaver came to W&M after coaching 17 seasons at Hampden-Sydney, compiling a record of 358-121 (.747). He turned the Tigers into a Division III national powerhouse, leading the men's basketball team to eight Old Dominion Athletic Conference titles, 12 20-win seasons and 11 NCAA Division III Tournament appearances. The winningest basketball coach in the program's history, he was named the ODAC and South Region Coach of the Year in 1995, 1999 and 2000, and was picked as the Virginia Sports Information Directors Division II-III Coach of the Year in



1997, 1999 and 2000.

In 2003, Shaver took the Tigers to the NCAA Division III Final Four, as his team finished with a record of 28-4, tied for the second-most wins in the program's history. In 1999, Shaver led H-SC to the national championship game, where the Tigers lost by one point in double-overtime to Wisconsin-Platteville. The team finished 29-3, setting a school record for most wins in a season.

Shaver also has a firm commitment to his players' success in the classroom. In 1999, one of his charges, Jack Jirak, was named the ODAC Scholar-Athlete of the Year and was also awarded the Gammon Cup as the top-student-athlete at the college. Two of Shaver's players, David Hobbs (1999) and Russell Turner (1992) earned Academic All-America honors. A number of his players have been named to the Academic All-ODAC squad, including six student-athletes in 1998.

Prior to taking over at Hampden-Sydney for the 1986-87 campaign, Shaver spent 10 years as the head boys' basketball coach at Episcopal High School in Alexandria, Virginia. He was named the Virginia State Private School Coach of the Year in 1986, and was twice picked as the Alexandria Coach of the Year, while winning 73 percent of his games.

A 1976 graduate of North Carolina, Shaver was a guard on the Tar Heel men's basketball team from 1972-75 under head coach Dean Smith. Originally a walk-on, he earned a scholarship his rookie season, when he was awarded the prestigious Butch Bennett Award, presented to the freshman who exemplifies determination, sportsmanship and sacrifice for the team. Shaver was voted the honoree by his teammates. During his four years in Chapel Hill, UNC went 95-26, including a pair of trips to the NCAA Tournament in 1975 and 1976. During the 1975 season, the Tarheels won the ACC Tournament and advanced to the Sweet 16. During the 1973 and 1974 season, North Carolina made the National Invitational Tournament.

A native of High Point, North Carolina, Shaver and his wife, Ann, are the parents of three sons: Christopher (25), a former standout pitcher on the Tribe's baseball team, who is currently pitching with the Chicago Cubs organization, Austin (22) and Jackson (15).

00

STEVEN HESS

Fr. - F/C - 6-10 - 225 (Charlotte, N.C./Gaston Day School)

- With the frontline in foul trouble, came off the bench and contributed a career-high tying four points to go along with a rebound and a block in 14 minutes at James Madison (2/7/07)
- Had a two-handed dunk in the second-half against James Madison (1/31/07)
- Played a career-high 15 minutes off the bench at Old Dominion (1/24/07) and finished with two points, three rebounds, a blocked shot and two steals
- Registered his first career assist and tallied a career-best four points vs. UMBC (12/22/06)
- Equalled a career high in minutes played (11) while adding three points vs. North Florida (12/8/06)
- After missing most of the week prior to the Kansas State game due to illness, came off the bench to score three points, pull down three rebounds and block a shot in 11 minutes of action
- Saw action in the Tribe's exhibition victory over Barton College
- A three-year letterwinner at Gaston Day
- A McDonald's All-American nominee
- Garnered All-Southern Piedmont Athletic Association honors as a junior and senior
- Averaged 13.1 points and nine rebounds as a senior at Gaston Day
- Named Hardest Working Player during his senior season at Gaston Day
- As a junior at Gaston Day, helped his team reach the semifinals of the state tournament in North Carolina's largest independent-school classification

HESS' 2006-07 GAME-BY-GAME STATISTICS

Date	Opp	Min	FG-A	Pct	3FG-A	Pct	FT-A	Pct	O-D	Tot	PF	A	TO	B	S	Pts
N11	at Kansas St.	11	1-3	.333	0-0	.000	1-4	.250	1-2	3	3	0	1	1	0	3
N20	Wagner	8	1-3	.333	0-0	.000	0-0	.000	0-3	3	2	0	1	1	0	2
N25	at Holy Cross						DNP									
N28	at Navy	6	1-1	1.000	0-0	.000	0-0	.000	0-0	0	1	0	0	0	0	2
D1	Jacksonville St.	6	0-1	.000	0-0	.000	0-1	.000	0-1	1	1	0	0	0	0	0
D2	Cornell	3	0-0	.000	0-0	.000	0-0	.000	0-0	0	0	0	0	0	0	0
D5	Towson	6	0-0	.000	0-0	.000	0-0	.000	0-1	1	1	0	0	0	0	0
D8	North Florida	11	1-2	.500	0-0	.000	1-4	.250	1-0	1	0	0	0	0	0	3
D22	UMBC	6	1-1	1.000	0-0	.000	2-2	1.000	0-0	0	2	1	0	0	0	4
D28	Hampton	7	0-0	.000	0-0	.000	2-2	1.000	1-1	2	1	0	2	0	0	2
D31	Richmond						DNP									
J3	at GMU						DNP									
J6	Northeastern						DNP									
J8	at Georgia St.	0+	0-0	.000	0-0	.000	0-0	.000	0-0	0	0	0	0	0	0	0
J10	VCU	1	0-0	.000	0-0	.000	0-0	.000	0-0	0	0	0	1	0	0	0
J13	at Delaware						DNP									
J17	GMU						DNP									
J20	at Hofstra	4	0-0	.000	0-0	.000	0-0	.000	0-0	0	0	0	0	0	0	0
J24	at ODU	15	1-2	.500	0-0	.000	0-0	.000	0-3	3	5	0	3	1	2	2
J27	Georgia State	3	0-0	.000	0-0	.000	0-0	.000	0-1	1	2	1	0	1	0	0
J29	at VCU						DNP									
J31	JMU	3	1-1	1.000	0-0	.000	0-0	.000	0-0	0	0	0	1	0	0	2
F3	UNCW	6	0-0	.000	0-0	.000	0-0	.000	0-0	0	2	0	0	0	0	0
F7	at JMU	14	2-2	1.000	0-0	.000	0-0	.000	1-0	1	3	1	0	1	0	4
F10	at UNCW	2	0-0	.000	0-0	.000	0-0	.000	0-0	0	1	1	1	0	0	0
F14	Drexel	10	0-0	.000	0-0	.000	0-0	.000	0-3	3	1	1	0	1	0	0
F17	at Fairfield															
F21	at Drexel															
F24	ODU															

* Games started

HESS' CAREER STATISTICS

Season	G-GS	Min-Avg	FG-A	Pct	3FG-A	Pct	FT-A	Pct	OR-DR	Reb-Avg	PF-FO	A	TO	Blk	St	Pts-Avg
2006-07	19-0	122-6.4	9-16	.563	0-0	.000	6-13	.462	4-15	19-1.0	25-1	5	10	6	2	24-1.3
Career	19-0	122-6.4	9-16	.563	0-0	.000	6-13	.462	4-15	19-1.0	25-1	5	10	6	2	24-1.3

HESS' CAA STATISTICS

Season	G-GS	Min-Avg	FG-A	Pct	3FG-A	Pct	FT-A	Pct	OR-DR	Reb-Avg	PF-FO	A	TO	Blk	St	Pts-Avg
2006-07	11-0	64-5.8	4-5	.800	0-0	.000	0-0	.000	1-8	9-0.8	15-1	4	6	4	2	8-0.7
Career	11-0	64-5.8	4-5	.800	0-0	.000	0-0	.000	1-8	9-0.8	15-1	4	6	4	2	8-0.7

SINGLE-GAME HIGHS

POINTS	Season	4 at James Madison (2/7/07) 4 vs. UMBC (12/22/06)
Career	4 at James Madison (2/7/07) 4 vs. UMBC (12/22/06)	

FIELD GOALS	Season	2 at James Madison (2/7/07)
Career	2 at James Madison (2/7/07)	

FIELD GOAL ATTEMPTS	Season	3 at Kansas State (11/11/06) 3 vs. Wagner (11/20/06)
Career	3 at Kansas State (11/11/06) 3 vs. Wagner (11/20/06)	

3-POINT FIELD GOALS	Season	None
Career	None	

3-POINT FIELD GOAL ATTEMPTS	Season	None
Career	None	

FREE THROWS	Season	2 vs. Hampton (12/28/06) 2 vs. UMBC (12/22/06)
Career	2 vs. Hampton (12/28/06) 2 vs. UMBC (12/22/06)	

FREE THROW ATTEMPTS	Season	4 vs. North Florida (12/8/06) 4 at Kansas State (11/11/06)
Career	4 vs. North Florida (12/8/06) 4 at Kansas State (11/11/06)	

REBOUNDS	Season	3, four times, most recently vs. Drexel (2/14/07)
Career	3, four times, most recently vs. Drexel (2/14/07)	

ASSISTS	Season	1, five times, most recently vs. Drexel (2/14/07)
Career	1, five times, most recently vs. Drexel (2/14/07)	

STEALS	Season	2 at Old Dominion (1/24/07)
Career	2 at Old Dominion (1/24/07)	

BLOCKED SHOTS	Season	1, six times, most recently vs. Drexel (2/14/07)
Career	1, six times, most recently vs. Drexel (2/14/07)	

MINUTES	Season	15 at Old Dominion (1/24/07)
Career	15 at Old Dominion (1/24/07)	

SINGLE-GAME HIGHS

POINTS	
Season	18 vs. Towson (12/5/06)
	18 at Kansas State (11/11/06)
Career	18 vs. Towson (12/5/06)
	18 at Kansas State (11/11/06)

FIELD GOALS	
Season	5 vs. Towson (12/5/06)
	5 at Kansas State (11/11/06)
Career	5 vs. Towson (12/5/06)
	5 at Kansas State (11/11/06)

FIELD GOAL ATTEMPTS	
Season	14 at Kansas State (11/11/06)
Career	14 at Kansas State (11/11/06)

3-POINT FIELD GOALS	
Season	4 vs. Northeastern (1/6/07)
	4 vs. Towson (12/5/06)
Career	4 vs. Northeastern (1/6/07)
	4 vs. Towson (12/5/06)

3-POINT FIELD GOAL ATTEMPTS	
Season	9 at Kansas State (11/11/06)
Career	9 at Kansas State (11/11/06)

FREE THROWS	
Season	6 at Hofstra (1/20/07)
Career	6 at Hofstra (1/20/07)

FREE THROW ATTEMPTS	
Season	7 at Hofstra (1/20/07)
	7 at Kansas State (11/11/06)
Career	7 at Hofstra (1/20/07)
	7 at Kansas State (11/11/06)

REBOUNDS	
Season	9 at Kansas State (11/11/06)
Career	9 at Kansas State (11/11/06)

ASSISTS	
Season	7 at Kansas State (11/11/06)
Career	7 at Kansas State (11/11/06)

STEALS	
Season	4 at Kansas State (11/11/06)
Career	4 at Kansas State (11/11/06)

BLOCKED SHOTS	
Season	None
Career	None

MINUTES	
Season	38 at Kansas State (11/11/06)
Career	38 at Kansas State (11/11/06)

2

DAVID SCHNEIDER

Fr. - G - 6-3 - 175 (Phoenix, Ariz./Brophy Prep)

- Broke out of a slump with 11 points, including back-to-back 3-pointers in the second half to extend the Tribe's lead to double digits at Jame Madison (2/7/07)
- Has dished out five or more assists in a game on five occasions, including two of the last four games
- Named CAA Rookie of the Week on two occasions (Nov. 13 and Jan. 8)
- Connected on a career-high tying four 3-point field goals, scoring 13 points and pulling down a team-high eight rebounds vs. Northeastern (1/6/07)
- Tallied 10 points to go along with four assists in his first career CAA road game at George Mason (1/3/07)
- After missing three games with an injury returned to the floor, coming off the bench to lead W&M with 18 points, including four 3-point field goals against Towson (12/5/06)
- Led the Tribe in points (18), rebounds (9), assists (7), steals (4) and minutes played (38) against the Wildcats
- Turned in an impressive performance in the Tribe's exhibition victory over Barton College with 14 points on 5-of-7 shooting to go along with team-highs in assists (7), rebounds (8) and steals (8)
- His eight steals would have established a Kaplan Arena and W&M school-record
- Father, Jeff Schneider, played basketball at Virginia Tech and was drafted by the Houston Rockets in the fifth round of the 1982 NBA Draft

SCHNEIDER'S 2006-07 GAME-BY-GAME STATISTICS

Date	Opp	Min	FG-A	Pct	3FG-A	Pct	FT-A	Pct	O-D	Tot	PF	A	TO	B	S	Pts
N11	• at Kansas St.	38	5-14	.357	3-9	.333	5-7	.714	1-8	9	4	7	5	0	4	18
N20	• Wagner	25	2-3	.667	1-2	.500	3-4	.750	0-2	2	3	6	1	0	1	8
N25	• at Holy Cross	29	1-7	.143	0-2	.000	2-4	.500	0-1	1	4	1	1	0	3	4
N28	at Navy															
D1	Jacksonville St.															
D2	Cornell															
D5	Towson	28	5-9	.556	4-8	.500	2-3	.667	0-2	2	3	2	1	0	1	18
D8	• North Florida	31	2-5	.400	2-4	.500	4-4	1.000	1-2	3	1	5	2	0	2	10
D22	• UMBC	34	3-8	.375	3-6	.500	2-2	1.000	0-1	1	1	2	1	0	0	11
D28	• Hampton	29	1-5	.200	1-5	.200	3-6	.500	0-3	3	4	3	3	0	0	6
D31	• Richmond	32	3-7	.429	3-7	.429	0-1	.000	0-3	3	2	0	4	0	2	9
J3	• at GMU	36	3-8	.375	2-6	.333	2-2	1.000	1-1	2	3	4	3	0	1	10
J6	• Northeastern	31	4-9	.444	4-8	.500	1-2	.500	3-5	8	2	2	0	0	1	13
J8	• at Georgia St.	33	3-9	.333	1-6	.167	0-2	.000	1-5	6	2	4	2	0	2	7
J10	• VCU	35	3-7	.429	2-6	.333	2-5	.400	2-2	4	4	3	3	0	0	10
J13	• at Delaware	33	2-8	.250	1-5	.200	2-2	1.000	2-0	2	4	1	2	0	0	7
J17	• GMU	35	3-7	.429	2-5	.400	3-3	1.000	1-6	7	2	2	2	0	0	11
J20	• at Hofstra	32	0-7	.000	0-5	.000	6-7	.857	1-3	4	3	4	2	0	0	6
J24	• at ODU	27	3-7	.429	3-7	.429	0-0	.000	0-2	2	3	1	1	0	0	9
J27	• Georgia State	32	3-10	.300	2-8	.250	1-2	.500	0-4	4	0	5	1	0	1	9
J29	• at VCU	27	2-7	.286	1-4	.250	0-0	.000	2-0	2	3	1	3	0	2	5
J31	• JMU	30	1-6	.143	0-5	.000	0-0	.000	0-2	2	0	6	1	0	2	2
F3	• UNCW	26	0-7	.000	0-6	.000	1-2	.500	1-1	2	2	1	0	0	0	1
F7	• at JMU	32	3-6	.500	2-5	.400	3-7	.429	0-4	4	3	2	2	0	1	11
F10	• at UNCW	33	3-9	.333	1-5	.200	0-0	.000	1-4	5	1	3	1	0	0	7
F14	• Drexel	30	1-5	.200	0-2	.000	5-6	.833	1-4	5	2	0	3	0	1	7
F17	at Fairfield															
F21	at Drexel															
F24	ODU															

• Games started

SCHNEIDER'S CAREER STATISTICS

Season	G-GS	Min-Avg	FG-A	Pct	3FG-A	Pct	FT-A	Pct	OR-DR	Reb-Avg	PF-FO	A	TO	Blk	St	Pts-Avg
2006-07	23-22	718-31.2	56-170	.329	38-128	.297	49-73	.672	18-65	83-3.6	56-0	65	44	0	24	199-8.7
Career	23-22	718-31.2	56-170	.329	38-128	.297	49-73	.671	18-65	83-3.6	56-0	65	44	0	24	199-8.7

SCHNEIDER'S CAA STATISTICS

Season	G-GS	Min-Avg	FG-A	Pct	3FG-A	Pct	FT-A	Pct	OR-DR	Reb-Avg	PF-FO	A	TO	Blk	St	Pts-Avg
2006-07	16-15	500-31.3	39-121	.322	25-91	.275	29-43	.674	16-45	61-3.8	37-0	41	27	0	12	133-8.3
Career	16-15	500-31.3	39-121	.322	25-91	.275	29-43	.674	16-45	61-3.8	37-0	41	27	0	12	133-8.3

3

ADAM TRUMBOWER

Sr. - G - 6-3 - 190 (Roanoke, Va./Cave Spring)

- Led the Tribe for the third time with three assists at JMU (2/7/07)
- Started his third game of the year and finished with eight points, three rebounds, two assists and three steals against Georgia State (1/27/07)
- Knocked down a career-high two 3-point field goals against Georgia State and at Old Dominion (1/24/07)
- In first start of the season vs. Cornell (12/2/06), had seven points and a career-high tying five assists
- Led the Tribe in points with a career-high 12 against Navy (11/28/06)
- Finished 8-of-9 from the free throw line, while also leading the Tribe in rebounds (6) and assists (4) against the Midshipmen
- Team Co-Captain with senior Adam Payton
- Earned scholarship for his senior season after playing his first three years at W&M as a walk on
- Tallied four points in the Tribe's season-opening win over Maine (11/18/05)
- Registered steals against Delaware (2/15/06), Georgia State (2/4/06) and at VCU (1/19/06)
- Became the first walk on to start a game since 1996-97
- Tallied a then career-high eight points and seven rebounds off the bench at Radford (11/24/03)
- Set a career high with five assists in start at Delaware (1/21/04)
- Played 25 minutes with six points, three rebounds and two assists against Liberty (11/23/03) in his first career game.

SINGLE-GAME HIGHS

POINTS
 Season 12 at Navy (11/28/06)
 Career 12 at Navy (11/28/06)

FIELD GOALS
 Season 2, five times, most recently vs. Georgia State (1/27/07)
 Career 3 vs. Campbell (12/30/03)
 3 at Radford (11/24/03)

FIELD GOAL ATTEMPTS
 Season 4 vs. Cornell (12/2/06)
 4 at Navy (11/28/06)
 Career 7 vs. Campbell (12/30/03)
 7 at Radford (11/24/03)

3-POINT FIELD GOALS
 Season 2 vs. Georgia State (1/27/07)
 2 at Old Dominion (1/24/07)
 Career 2, five times, most recently vs. Georgia State (1/27/07)

3-POINT FIELD GOAL ATTEMPTS
 Season 3 at Old Dominion (1/24/07)
 3 vs. Cornell (12/2/06)
 Career 6 at Radford (11/24/03)

FREE THROWS
 Season 8 at Navy (11/28/06)
 Career 8 at Navy (11/28/06)

FREE THROW ATTEMPTS
 Season 9 at Navy (11/28/06)
 Career 9 at Navy (11/28/06)

REBOUNDS
 Season 6 at Navy (11/28/06)
 Career 7 at Radford (11/24/03)

ASSISTS
 Season 5 vs. Cornell (12/2/06)
 Career 5 vs. Cornell (12/2/06)
 5 at Delaware (1/21/04)

STEALS
 Season 3 vs. Georgia State (1/27/07)
 3 vs. North Florida (12/8/06)
 Career 3 vs. Georgia State (1/27/07)
 3 vs. North Florida (12/8/06)

BLOCKED SHOTS
 Season None
 Career 1 vs. Drexel (2/2/05)
 1 at Towson (1/14/04)

MINUTES
 Season 27 vs. Cornell (12/2/06)
 Career 36 at Delaware (1/21/04)

TRUMBOWER'S 2006-07 GAME-BY-GAME STATISTICS

Date	Opp	Min	FG-A	Pct	3FG-A	Pct	FT-A	Pct	O-D	Tot	PF	A	TO	B	S	Pts
N11	at Kansas St.	2	0-0	.000	0-0	.000	0-0	.000	0-1	1	0	0	1	0	0	0
N20	Wagner	16	1-2	.500	0-1	.000	0-0	.000	0-1	1	2	1	1	0	0	2
N25	at Holy Cross	4	0-0	.000	0-0	.000	0-0	.000	0-1	1	1	1	0	0	0	0
N28	at Navy	25	2-4	.500	0-2	.000	8-9	.889	2-4	6	3	4	1	0	0	12
D1	Jacksonville St.	20	0-2	.000	0-1	.000	2-2	1.000	1-4	5	2	1	1	0	1	2
D2	* Cornell	27	2-4	.500	1-3	.333	2-2	1.000	0-2	2	3	5	1	0	0	7
D5	* Towson	20	0-2	.000	0-1	.000	2-2	1.000	1-3	4	2	3	1	0	0	2
D8	North Florida	15	1-3	.333	0-1	.000	0-0	.000	1-2	3	2	2	1	0	3	2
D22	UMBC	9	2-2	1.000	0-0	.000	2-2	1.000	0-0	0	0	0	1	0	0	6
D28	Hampton	11	0-1	.000	0-1	.000	1-2	.500	1-1	2	2	1	4	0	0	1
D31	Richmond	8	0-0	.000	0-0	.000	0-0	.000	0-0	0	1	1	1	0	0	0
J3	at GMU	4	0-0	.000	0-0	.000	0-0	.000	0-0	0	1	0	0	0	0	0
J6	Northeastern	9	0-1	.000	0-0	.000	0-0	.000	0-1	1	1	1	0	0	0	0
J8	at Georgia St.	9	0-1	.000	0-1	.000	0-0	.000	0-1	1	0	0	0	0	0	0
J10	VCU	1	0-0	.000	0-0	.000	0-0	.000	0-0	0	0	0	1	0	0	0
J13	at Delaware	12	0-1	.000	0-1	.000	0-0	.000	0-0	1	0	0	0	0	0	0
J17	GMU	7	0-0	.000	0-0	.000	0-0	.000	0-1	1	0	1	0	0	0	0
J20	at Hofstra	7	0-1	.000	0-0	.000	0-0	.000	0-1	1	1	0	0	0	0	0
J24	at ODU	14	2-3	.667	2-3	.667	0-0	.000	1-0	1	0	0	1	0	0	6
J27	* Georgia State	19	2-2	1.000	2-2	1.000	2-2	1.000	1-2	3	1	2	0	0	3	8
J29	* at VCU	13	0-3	.000	0-1	.000	0-0	.000	1-2	3	1	0	0	0	0	0
J31	JMU	12	1-2	.500	0-1	.000	0-0	.000	0-0	0	0	2	0	0	0	2
F3	UNCW	9	0-1	.000	0-1	.000	0-0	.000	0-0	0	2	1	0	0	1	0
F7	at JMU	11	1-2	.500	1-1	1.000	0-2	.000	1-2	3	2	3	2	0	0	3
F10	at UNCW	8	0-0	.000	0-0	.000	2-2	1.000	1-1	2	0	0	0	0	0	2
F14	Drexel	13	0-0	.000	0-0	.000	0-0	.000	1-0	1	0	0	0	0	0	0
F17	at Fairfield															
F21	at Drexel															
F24	ODU															

* Games started

TRUMBOWER'S CAREER STATISTICS

Season	G-GS	Min-Avg	FG-A	Pct	3FG-A	Pct	FT-A	Pct	OR-DR	Reb-Avg	PF-FO	A	TO	Blk	St	Pts-Avg
2003-04	28-2	482-17.2	19-74	.257	9-55	.164	16-24	.667	14-28	42-1.5	32-0	36	28	1	5	63-2.3
2004-05	15-1	90-6.0	6-18	.333	3-10	.300	11-11	1.000	4-10	14-0.9	5-0	6	7	1	3	26-1.7
2005-06	21-0	106-5.0	2-18	.111	1-9	.111	7-9	.778	2-5	7-0.3	13-0	5	8	0	3	12-0.6
2006-07	26-4	305-11.7	14-37	.378	6-20	.300	21-25	.840	12-30	41-1.6	28-0	29	16	0	8	53-2.1
Career	90-7	983-10.9	41-145	.283	19-94	.202	55-69	.797	32-73	104-1.2	77-0	76	59	2	19	154-1.7

TRUMBOWER'S CAA STATISTICS

Season	G-GS	Min-Avg	FG-A	Pct	3FG-A	Pct	FT-A	Pct	OR-DR	Reb-Avg	PF-FO	A	TO	Blk	St	Pts-Avg
2003-04	18-2	278-15.4	6-35	.171	3-26	.115	7-11	.636	7-8	15-0.8	22-0	22	16	1	3	22-1.2
2004-05	8-1	58-7.3	4-10	.400	1-4	.250	8-8	1.000	2-5	7-0.9	4-0	4	4	1	1	17-2.1
2005-06	15-0	87-5.8	1-12	.083	1-7	.143	5-7	.714	1-5	6-0.4	9-0	5	7	0	3	8-0.5
2006-07	16-3	168-10.5	6-19	.316	5-11	.455	6-8	.750	1-14	20-1.3	12-0	13	4	0	4	23-1.5
Career	57-6	591-10.4	17-76	.224	10-48	.208	26-34	.765	17-32	48-0.8	45-0	44	32	2	11	61-1.1

SINGLE-GAME HIGHS

POINTS
 Season 16 at Delaware (1/13/07)
 Career 16 at Delaware (1/13/07)

FIELD GOALS
 Season 5 at Delaware (1/13/07)
 Career 5 at Delaware (1/13/07)

FIELD GOAL ATTEMPTS
 Season 9 at Delaware (1/13/07)
 Career 9 at Delaware (1/13/07)

3-POINT FIELD GOALS
 Season 1 at Hofstra (1/20/07)
 1 at Georgia State (1/8/07)
 Career 1 at Hofstra (1/20/07)
 1 at Georgia State (1/8/07)

3-POINT FIELD GOAL ATTEMPTS
 Season 2 at Hofstra (1/20/07)
 Career 2 at Hofstra (1/20/07)

FREE THROWS
 Season 6 at Delaware (1/13/07)
 Career 6 at Delaware (1/13/07)

FREE THROW ATTEMPTS
 Season 6, two times, most recently
 vs. Drexel (2/14/07)
 Career 6, three times, most recently
 vs. Drexel (2/14/07)

REBOUNDS
 Season 9 at Delaware (1/13/07)
 Career 9 at Delaware (1/13/07)

ASSISTS
 Season 1, eight times, most recently
 vs. Drexel (2/14/07)
 Career 1, 12 times, most recently
 vs. Drexel (2/14/07)

STEALS
 Season 2 at Navy (11/28/06)
 Career 2 at Navy (11/28/06)
 2 at Towson (12/3/05)

BLOCKED SHOTS
 Season 3 vs. Drexel (2/14/07)
 Career 3, two times, most recently
 vs. Drexel (2/14/07)

MINUTES
 Season 24 at Delaware (1/13/07)
 Career 24 at Delaware (1/13/07)

4

ALEX SMITH

So. - F - 6-5 - 250 (Greenville, S.C./Oak Hill Academy (Va.))

- Scored seven or more points off the Tribe bench in 10 games
- Led the Tribe bench in scoring on 11 occasions
- Despite only starting two game, has led the Tribe in rebounding on a team-high six different occasions
- Pulled down five rebounds and notched a career-high three block shots against Drexel (2/14/07)
- Hit his second 3-pointer of the season at Hofstra on his way to eight points and a team-high six rebounds
- Turned a career effort at Delaware (1/13/07) with 16 points on 5-of-9 from the field and 6-of-6 from the free throw line, including a team-high nine rebounds
- Scored 12 points and pulled down a team high five rebounds in 23 minutes vs. VCU (1/10/07)
- Connected on first career 3-pointer from the top of the key at Georgia State (1/8/07)
- Came off the bench and scored 11 points on 4-of-5 shooting from the field to go along with four rebounds in the Tribe's win at George Mason (1/3/07)
- Had a trio of 3-point plays on the block vs. the Patriots
- Started his first game of the season vs. Jacksonville State (12/1/06)
- Played for national power Oak Hill Academy in 2004-05, which ended the season ranked No. 1 in the nation in the *USA Today* Super 25 Boys' Basketball Rankings and finished the season with a record of 34-2

SMITH'S 2006-07 GAME-BY-GAME STATISTICS

Date	Opp	Min	FG-A	Pct	3FG-A	Pct	FT-A	Pct	O-D	Tot	PF	A	TO	B	S	Pts
N11	at Kansas St.	13	1-4	.250	0-0	.000	0-0	.000	1-2	3	2	0	0	0	0	2
N20	Wagner	12	1-4	.250	0-0	.000	0-1	.000	1-4	5	3	0	0	1	0	2
N25	at Holy Cross	11	1-2	.500	0-0	.000	1-1	1.000	0-2	2	5	0	1	1	0	3
N28	at Navy	19	4-6	.667	0-1	.000	1-4	.250	2-2	4	2	1	2	0	2	9
D1	* Jacksonville St.	17	1-3	.333	0-0	.000	0-0	.000	2-1	3	0	0	2	0	0	2
D2	Cornell	16	3-6	.500	0-0	.000	0-2	.000	1-1	2	1	0	2	0	1	6
D5	* Towson	10	0-1	.000	0-0	.000	0-0	.000	0-2	2	0	0	0	0	0	0
D8	North Florida	9	1-2	.500	0-0	.000	1-2	.500	1-0	1	1	0	0	0	0	3
D22	UMBC	15	4-8	.500	0-0	.000	1-1	1.000	1-4	5	2	0	2	0	0	9
D28	Hampton	21	4-7	.571	0-1	.000	0-0	.000	1-2	3	3	1	1	2	0	8
D31	Richmond	20	4-5	.800	0-0	.000	4-5	.800	2-2	4	3	0	2	0	1	12
J3	at GMU	14	4-5	.800	0-0	.000	3-3	1.000	1-3	4	1	1	1	0	0	11
J6	Northeastern	15	1-2	.500	0-0	.000	2-2	1.000	0-1	1	3	1	1	0	0	4
J8	at Georgia St.	11	3-3	1.000	1-1	1.000	0-0	.000	0-1	1	4	0	2	0	0	7
J10	VCU	23	4-5	.800	0-0	.000	4-5	.800	3-2	5	3	0	2	0	0	12
J13	at Delaware	24	5-9	.556	0-1	.000	6-6	1.000	7-2	9	3	0	1	0	0	16
J17	GMU	2	0-0	.000	0-0	.000	0-0	.000	0-0	0	2	0	1	0	0	0
J20	at Hofstra	17	3-6	.500	1-2	.500	1-1	1.000	3-3	6	1	1	3	0	0	8
J24	at ODU	11	0-1	.000	0-0	.000	1-2	.500	0-3	3	0	0	1	0	0	1
J27	Georgia State	12	1-1	1.000	0-0	.000	1-2	.500	2-1	3	1	1	1	0	0	3
J29	at VCU	11	3-6	.500	0-0	.000	0-0	.000	2-1	3	0	0	0	0	0	6
J31	JMU	19	0-3	.000	0-0	.000	2-4	.500	4-2	6	2	1	0	0	1	2
F3	* UNCW	19	1-2	.500	0-0	.000	0-0	.000	3-1	4	3	0	0	0	1	2
F7	at JMU	7	1-2	.500	0-1	.000	0-0	.000	1-0	1	3	0	2	0	0	2
F10	at UNCW	15	3-4	.750	0-0	.000	1-1	1.000	1-2	3	3	0	3	0	0	7
F14	Drexel	15	0-2	.000	0-0	.000	3-6	.500	3-2	5	2	1	2	3	1	3
F17	at Fairfield															
F21	at Drexel															
F24	ODU															

* Games started

SMITH'S CAREER STATISTICS

Season	G-GS	Min-Avg	FG-A	Pct	3FG-A	Pct	FT-A	Pct	OR-DR	Reb-Avg	PF-FO	A	TO	Blk	St	Pts-Avg
2005-06	27-3	252-9.3	23-51	.451	0-1	.000	23-35	.657	16-40	56-2.1	25-1	4	21	6	5	69-2.6
2006-07	26-3	378-14.5	53-99	.535	2-7	.286	32-48	.667	42-46	88-3.4	53-1	8	30	7	7	140-5.4
Career	53-6	630-11.9	76-150	.507	2-8	.250	55-83	.663	58-86	144-2.7	78-2	12	51	13	12	209-4.0

SMITH'S CAA STATISTICS

Season	G-GS	Min-Avg	FG-A	Pct	3FG-A	Pct	FT-A	Pct	OR-DR	Reb-Avg	PF-FO	A	TO	Blk	St	Pts-Avg
2005-06	17-1	160-9.4	14-29	.483	0-1	.000	13-20	.650	10-27	37-2.2	17-1	2	11	2	3	41-2.4
2006-07	16-2	225-14.1	29-52	.558	2-5	.400	24-32	.750	30-26	56-3.5	31-0	6	20	3	3	84-5.3
Career	33-3	385-11.7	43-81	.531	2-6	.333	37-52	.712	40-53	93-2.8	48-1	8	31	5	6	125-3.8

11

NATHAN MANN

Jr. - G - 6-2 - 190 (Overland Park, Kan./St. Thomas Aquinas)

- Over his last six games is shooting 50 percent (20-of-40) from 3-point range
- Averaging 16.8 points over the Tribe's five games
- Scored 12 points, including three 3-point field goals against Drexel (2/14/07)
- Equaled his career high with 25 points on 9-of-14 shooting at UNCW (2/10/07), including 18 second-half points
- Knocked down the eventual game-winning jumper with 2:08 at UNCW
- Led W&M in scoring with a season-high 21 points on 8-of-11 shooting, including 5-of-6 from 3-point range against James Madison (1/31/07)
- The five 3-point field goals tied a career-high, marking the fifth time in his career he has connected on five treys in a game
- Has knocked down four, or more, 3-pointers on 12 occasions
- Shooting 51.9 percent (14-of-27) from 3-point range over the last six games
- Scored 11 of his team-high 14 points in the first half of the Tribe's win at George Mason (1/3/07), hitting on four 3-pointers for the second time this season
- Led W&M with 13 points and a career-high nine rebounds in the victory over North Florida (12/8/06)
- Notched his second career 20-plus point game with a season-high 21 at Georgia State (1/14/06), including five 3-point field goals
- Scored career-high 25 points, shooting 10-of-19 from the floor and 5-of-11 from the 3-point line in 41 minutes in double-overtime game against George Mason (2/12/05)

SINGLE-GAME HIGHS

POINTS
 Season 25 at UNC Wilmington (2/10/07)
 Career 25 at UNC Wilmington (2/10/07)
 25 vs. George Mason (2/12/05)

FIELD GOALS
 Season 9 at UNC Wilmington (2/10/07)
 Career 10 vs. George Mason (2/12/05)

FIELD GOAL ATTEMPTS
 Season 14 at UNC Wilmington (2/10/07)
 Career 19 vs. George Mason (2/12/05)

3-POINT FIELD GOALS
 Season 5 vs. James Madison (1/31/07)
 Career 5, five times, most recently
 vs. James Madison (1/31/07)

3-POINT FIELD GOAL ATTEMPTS
 Season 11 vs. UNC Wilmington (2/3/07)
 Career 11 vs. UNC Wilmington (2/3/07)
 11 vs. George Mason (2/12/05)

FREE THROWS
 Season 4 vs. North Florida (12/8/06)
 4 vs. Towson (12/5/06)
 Career 4, six times, most recently
 vs. North Florida (12/8/06)

FREE THROW ATTEMPTS
 Season 4 vs. North Florida (12/8/06)
 4 vs. Towson (12/5/06)
 Career 6 vs. Hampton (12/30/04)

REBOUNDS
 Season 9 vs. North Florida (12/8/06)
 Career 9 vs. North Florida (12/8/06)

ASSISTS
 Season 4, four times, most recently
 at Hofstra (1/20/07)
 Career 6 vs. Towson (1/26/05)

STEALS
 Season 2, three times, most recently
 at James Madison (2/7/07)
 Career 5 vs. Maine (11/18/05)
 5 vs. Longwood (12/1/04)

BLOCKED SHOTS
 Season 1 vs. Northeastern (1/6/07)
 1 vs. Wagner (11/20/06)
 Career 1, five times, most recently
 vs. Northeastern (1/6/07)

MINUTES
 Season 33 vs. James Madison (1/31/07)
 33 vs. VCU (1/10/07)
 Career 41 vs. George Mason (2/12/05)

MANN'S 2006-07 GAME-BY-GAME STATISTICS

Date	Opp	Min	FG-A	Pct	3FG-A	Pct	FT-A	Pct	O-D	Tot	PF	A	TO	B	S	Pts
N11	• at Kansas St.	20	2-6	.333	1-5	.200	0-0	.000	1-0	1	5	1	1	0	1	5
N20	• Wagner	23	0-6	.000	0-3	.000	0-0	.000	0-3	3	0	1	0	1	1	0
N25	• at Holy Cross	27	5-9	.556	2-5	.400	0-1	.000	0-6	6	3	4	0	0	0	12
N28	• at Navy	26	1-6	.167	1-6	.167	0-0	.000	0-2	2	2	3	2	0	0	3
D1	• Jacksonville St.	28	4-8	.500	0-3	.000	0-0	.000	0-5	5	2	2	4	0	1	8
D2	Cornell	29	5-13	.385	4-10	.400	1-2	.500	0-4	4	2	1	0	0	0	15
D5	• Towson	24	1-8	.125	0-6	.000	4-4	1.000	0-0	0	1	2	0	0	0	6
D8	• North Florida	29	4-11	.364	1-6	.167	4-4	1.000	1-8	9	2	3	1	0	0	13
D22	• UMBC	26	1-4	.250	0-2	.000	3-3	1.000	0-0	0	1	2	2	0	0	5
D28	• Hampton	30	4-8	.500	2-5	.400	2-2	1.000	2-1	3	2	1	3	0	1	12
D31	• Richmond	32	1-8	.125	0-2	.000	1-2	.500	1-7	8	1	4	1	0	0	3
J3	• at GMU	32	5-11	.455	4-9	.444	0-1	.000	0-0	0	1	1	1	0	0	14
J6	• Northeastern	29	1-6	.167	0-3	.000	0-0	.000	1-4	5	0	1	4	1	2	2
J8	• at Georgia St.	29	3-9	.333	1-6	.167	0-0	.000	1-5	6	0	4	1	0	1	7
J10	• VCU	33	4-7	.571	3-4	.750	3-3	1.000	1-4	5	4	2	2	0	1	14
J13	• at Delaware	25	1-8	.125	0-6	.000	0-0	.000	0-3	3	2	2	1	0	1	2
J17	• CMU	32	5-7	.714	3-5	.600	0-0	.000	0-4	4	2	1	0	0	1	13
J20	• at Hofstra	28	3-10	.300	3-8	.375	0-0	.000	0-0	0	5	4	2	0	0	9
J24	• at ODU	23	0-5	.000	0-2	.000	0-0	.000	0-3	3	0	3	1	0	0	0
J27	Georgia State	21	2-5	.400	1-4	.250	0-0	.000	1-0	1	2	1	1	0	1	5
J29	at VCU	27	2-2	1.000	2-2	1.000	0-0	.000	0-1	1	2	2	4	0	0	6
J31	• JMU	33	8-11	.727	5-6	.833	0-0	.000	0-2	2	1	2	2	0	0	21
F3	• UNCW	29	3-11	.273	3-11	.273	3-3	1.000	0-2	2	4	2	0	0	1	12
F7	• at JMU	31	5-11	.455	3-8	.375	1-2	.500	1-5	6	0	3	1	0	2	14
F10	• at UNCW	31	9-14	.643	4-8	.500	3-3	1.000	0-4	4	1	2	3	0	1	25
F14	• Drexel	29	4-7	.571	3-5	.600	1-2	.500	0-4	4	1	0	2	0	0	12
F17	at Fairfield															
F21	at Drexel															
F24	ODU															

MANN'S CAREER STATISTICS

Season	G-GS	Min-Avg	FG-A	Pct	3FG-A	Pct	FT-A	Pct	OR-DR	Reb-Avg	PF-FO	A	TO	Blk	St	Pts-Avg
2004-05	29-18	696-24.0	82-226	.363	37-121	.306	25-36	.694	10-58	68-2.3	37-0	76	67	3	25	226-7.8
2005-06	28-7	611-21.8	72-196	.367	51-124	.411	23-30	.767	7-56	63-2.3	46-0	46	31	0	21	218-7.8
2006-07	26-23	728-28.0	83-211	.393	46-140	.329	26-32	.813	9-78	87-3.3	46-2	54	39	2	17	238-9.2
Career	83-58	2033-24.5	237-633	.374	134-385	.374	74-98	.755	26-192	218-2.6	130-2	176	137	5	63	682-8.2

MANN'S CAA STATISTICS

Season	G-GS	Min-Avg	FG-A	Pct	3FG-A	Pct	FT-A	Pct	OR-DR	Reb-Avg	PF-FO	A	TO	Blk	St	Pts-Avg
2004-05	18-11	460-25.6	54-150	.360	21-77	.273	16-22	.727	7-36	43-2.4	25-0	47	33	2	13	145-8.1
2005-06	18-3	365-20.3	45-124	.363	34-81	.420	16-22	.727	4-29	33-1.8	26-0	26	18	0	8	140-7.8
2006-07	16-14	456-28.5	56-132	.424	35-93	.376	15-18	.833	5-41	46-2.9	26-1	32	25	1	13	162-10.1
Career	52-28	1260-24.2	155-406	.382	90-251	.359	47-62	.758	16-106	122-2.3	77-1	106	76	3	34	447-8.6

12

MARCUS BARNETT

Jr. - G - 6-2 - 195 (Hampton, Va./Phoebus)

SINGLE-GAME HIGHS

POINTS

Season	None
Career	None

FIELD GOALS

Season	None
Career	None

FIELD GOAL ATTEMPTS

Season	1 at James Madison (2/7/07)
Career	1 at James Madison (2/7/07)

3-POINT FIELD GOALS

Season	None
Career	None

3-POINT FIELD GOAL ATTEMPTS

Season	None
Career	None

FREE THROWS

Season	None
Career	None

FREE THROW ATTEMPTS

Season	1 vs. Wagner (11/20/06)
Career	1 vs. Wagner (11/20/06)

REBOUNDS

Season	1 vs. Wagner (11/20/06)
Career	1 vs. Wagner (11/20/06)

ASSISTS

Season	None
Career	None

STEALS

Season	None
Career	None

BLOCKED SHOTS

Season	1 vs. Wagner (11/20/06)
Career	1 vs. Wagner (11/20/06)

MINUTES

Season	2 vs. Wagner (11/20/06)
Career	2 vs. Wagner (11/20/06)

- Saw the first action of his W&M career against Wagner (11/20/06) and finished with a rebound and a blocked shot
- Joined the Tribe as a walk-on prior to the 2006-07 season
- A three-year letterwinner as a point and shooting guard at Phoebus
- A 2004 Basketball Zooms Scholar-Athlete Award winner
- Was the Phoebus team captain in 2003-04
- Lived and grew up in Italy

BARNETT'S 2006-07 GAME-BY-GAME STATISTICS

Date	Opp	Min	FG-A	Pct	3FG-A	Pct	FT-A	Pct	O-D	Tot	PF	A	TO	B	S	Pts
N11	at Kansas St.						DNP									
N20	Wagner	2	0-0	.000	0-0	.000	0-1	.000	0-1	1	1	0	0	1	0	0
N25	at Holy Cross						DNP									
N28	at Navy						DNP									
D1	Jacksonville St.						DNP									
D2	Cornell						DNP									
D5	Towson						DNP									
D8	North Florida	1	0-0	.000	0-0	.000	0-0	.000	0-0	0	0	0	0	0	0	0
D22	UMBC						DNP									
D28	Hampton						DNP									
D31	Richmond						DNP									
J3	at GMU						DNP									
J6	Northeastern						DNP									
J8	at Georgia St.	0+	0-0	.000	0-0	.000	0-0	.000	0-0	0	0	0	1	0	0	0
J10	VCU						DNP									
J13	at Delaware						DNP									
J17	GMU						DNP									
J20	at Hofstra						DNP									
J24	at ODU						DNP									
J27	Georgia State	1	0-0	.000	0-0	.000	0-0	.000	0-0	0	0	0	1	0	0	0
J29	at VCU						DNP									
J31	JMU						DNP									
F3	UNCW						DNP									
F7	at JMU	1	0-1	.000	0-0	.000	0-0	.000	0-0	0	0	0	0	0	0	0
F10	at UNCW						DNP									
F14	Drexel						DNP									
F17	at Fairfield						DNP									
F21	at Drexel						DNP									
F24	ODU						DNP									

* Games started

BARNETT'S CAREER STATISTICS

Season	G-GS	Min-Avg	FG-A	Pct	3FG-A	Pct	FT-A	Pct	OR-DR	Reb-Avg	PF-FO	A	TO	Blk	St	Pts-Avg
2006-07	5-0	5-1.0	0-1	.000	0-0	.000	0-1	.000	0-1	1-0.2	1-0	0	2	1	0	0-0.0
Career	5-0	5-1.0	0-1	.000	0-0	.000	0-1	.000	0-1	1-0.2	1-0	0	2	1	0	0-0.0

BARNETT'S CAA STATISTICS

Season	G-GS	Min-Avg	FG-A	Pct	3FG-A	Pct	FT-A	Pct	OR-DR	Reb-Avg	PF-FO	A	TO	Blk	St	Pts-Avg
2006-07	3-0	2-0.7	0-1	.000	0-0	.000	0-0	.000	0-0	0-0.0	0-0	0	2	0	0	0-0.0
Career	3-0	2-0.7	0-1	.000	0-0	.000	0-0	.000	0-0	0-0.0	0-0	0	2	0	0	0-0.0

13

LAIMISKISIELIUS

Jr. - F - 6-8 - 210 (Vilnius, Lithuania/Miller School (Va.))

- Led the Tribe to a 60-47 win over Drexel with team-highs in 17 points and eight rebounds
- Missed Tribe's game against UNC Wilmington (2/3/07) because of injury, but returned to the starting line up at James Madison (2/7/07)
- Has led W&M in scoring on 10 occasions
- Ranks 20th in the CAA in scoring at 11.9 points per game
- Scored a season-high 22 points on 8-of-17 from the field at VCU (1/29/07)
- Equalled a career-high with five assists to go along with a team-high 17 points vs. Georgia State (1/27/07)
- Tallied a team-high 17 points on 7-of-11 shooting against George Mason (1/16/07)
- Had an all-around game at George Mason (1/3/07), equalling a season-high with eight rebounds and tying a career-high with five assists
- Led W&M for the fourth time on the year with 19 points, including a career-high tying two block shots in a win over UMBC (12/22/06)
- Posted back-to-back 20-point games vs. Cornell (12/2/06) and Jacksonville State (12/1/06) to earn W&M Tip-Off Classic All-Tournament team honors
- Played for Lithuania in the Global Games over the summer and helped his squad to a silver medal in the tournament
- CAA All-Rookie selection in 2004-05
- Tallied a career-high 23 points, along with five assists, at UNCW (2/9/04)

SINGLE-GAME HIGHS

POINTS	
Season	22 at VCU (1/29/07)
Career	23 at UNC Wilmington (2/9/05)
FIELD GOALS	
Season	8 at VCU (1/29/07)
	8 vs. Wagner (11/20/06)
Career	8 at VCU (1/29/07)
	8 vs. Wagner (11/20/06)
FIELD GOAL ATTEMPTS	
Season	13 at Hofstra (1/20/07)
Career	15 at UNC Wilmington (2/9/05)
3-POINT FIELD GOALS	
Season	3, four times, most recently vs. George Mason (1/16/07)
Career	3, six times, most recently vs. George Mason (1/16/07)
3-POINT FIELD GOAL ATTEMPTS	
Season	6 vs. Cornell (12/2/06)
Career	8 at UNC Wilmington (2/9/05)
FREE THROWS	
Season	9 vs. Jacksonville State (12/1/06)
Career	9 vs. Jacksonville State (12/1/06)
FREE THROW ATTEMPTS	
Season	12 vs. Hampton (12/28/06)
	12 vs. Jacksonville State (12/1/06)
Career	12 vs. Hampton (12/28/06)
	12 vs. Jacksonville State (12/1/06)
REBOUNDS	
Season	8, three times, most recently vs. Drexel (2/14/07)
Career	9 at UMBC (12/17/05)
ASSISTS	
Season	5 vs. Georgia State (1/27/07)
	5 at George Mason (1/3/07)
Career	5, four times, most recently vs. Georgia State (1/27/07)
STEALS	
Season	3 vs. Wagner (11/20/06)
Career	3 vs. Wagner (11/20/06)
BLOCKED SHOTS	
Season	2, three times, most recently vs. Richmond (12/31/06)
Career	2, four times, most recently vs. Richmond (12/31/06)
MINUTES	
Season	35, three times, most recently vs. George Mason (1/16/07)
Career	35, six times, most recently vs. George Mason (1/16/07)

KISIELIUS' 2006-07 GAME-BY-GAME STATISTICS

Date	Opp	Min	FG-A	Pct	3FG-A	Pct	FT-A	Pct	O-D	Tot	PF	A	TO	B	S	Pts
N11	at Kansas St.	35	5-7	.714	3-3	1.000	3-4	.750	1-1	2	3	2	3	0	1	16
N20	• Wagner	28	8-12	.667	2-4	.500	0-1	.000	0-2	2	4	1	3	0	3	18
N25	• at Holy Cross	30	4-10	.400	2-4	.500	0-0	.000	1-2	3	1	1	5	1	0	10
N28	• at Navy	26	2-3	.667	0-0	.000	4-5	.800	0-4	4	1	0	3	0	1	8
D1	• Jacksonville St.	31	5-6	.833	1-2	.500	9-12	.750	3-3	6	0	1	6	0	1	20
D2	Cornell	35	7-12	.583	3-6	.500	4-4	1.000	3-3	6	2	4	1	0	1	21
D5	• Towson	29	0-6	.000	0-3	.000	0-0	.000	0-0	0	0	4	1	0	0	0
D8	• North Florida	30	2-5	.400	0-2	.000	1-2	.500	2-0	2	1	3	1	2	1	5
D22	• UMBC	34	5-7	.714	2-3	.667	7-8	.875	2-1	3	1	2	2	2	1	19
D28	• Hampton	31	4-5	.800	2-2	1.000	8-12	.667	0-1	1	3	3	3	0	1	18
D31	• Richmond	30	4-6	.667	1-3	.333	2-4	.500	3-5	8	1	3	2	2	0	11
J3	• at GMU	29	2-7	.286	0-1	.000	5-6	.833	4-4	8	2	5	4	0	1	9
J6	• Northeastern	28	3-9	.333	1-5	.200	2-4	.500	1-1	2	2	2	2	1	1	9
J8	• at Georgia St.	26	4-9	.444	3-4	.750	1-2	.500	1-2	3	3	1	2	0	1	12
J10	• VCU	27	1-10	.100	1-6	.167	4-4	1.000	0-2	2	4	2	1	0	0	7
J13	• at Delaware	23	0-4	.000	0-1	.000	2-2	1.000	2-5	7	3	3	3	0	0	2
J17	• GMU	35	7-11	.636	3-5	.600	0-0	.000	2-4	6	5	4	1	0	0	17
J20	• at Hofstra	32	7-13	.538	1-2	.500	0-1	.000	1-5	6	4	2	1	0	1	15
J24	• at ODU	17	1-4	.250	1-3	.333	1-2	.500	0-1	1	3	3	4	0	0	4
J27	• Georgia State	31	7-11	.636	2-5	.400	1-2	.500	1-1	2	0	5	2	1	0	17
J29	• at VCU	31	8-17	.471	2-5	.400	4-4	1.000	1-3	4	2	3	4	0	0	22
J31	• JMU	30	4-10	.400	2-4	.500	3-5	.600	2-2	4	2	2	2	1	1	13
F3	UNCW															
F7	• at JMU	20	1-4	.250	0-1	.000	0-0	.000	0-1	1	4	2	0	0	0	2
F10	• at UNCW	30	3-11	.273	0-3	.000	0-0	.000	1-3	4	3	1	0	0	0	6
F14	• Drexel	29	6-10	.600	1-1	1.000	4-4	1.000	2-6	8	4	2	3	0	0	17
F17	at Fairfield															
F21	at Drexel															
F24	ODU															

• Games started

KISIELIUS' CAREER STATISTICS

Season	G-GS	Min-Avg	FG-A	Pct	3FG-A	Pct	FT-A	Pct	OR-DR	Reb-Avg	PF-FO	A	TO	Blk	St	Pts-Avg
2004-05	28-20	710-25.4	78-203	.384	19-63	.302	69-90	.767	22-65	87-3.1	55-3	53	60	4	14	244-8.7
2005-06	28-25	634-22.6	68-198	.343	12-60	.200	51-68	.750	30-67	97-3.5	53-2	41	64	1	14	199-7.1
2006-07	25-24	727-29.1	100-209	.478	33-78	.423	65-88	.739	33-62	95-3.8	60-1	61	59	10	15	298-11.9
Career	81-69	2071-25.6	246-610	.403	64-201	.318	185-246	.752	85-194	279-3.4	168-6	155	183	15	43	741-9.1

KISIELIUS' CAA STATISTICS

Season	G-GS	Min-Avg	FG-A	Pct	3FG-A	Pct	FT-A	Pct	OR-DR	Reb-Avg	PF-FO	A	TO	Blk	St	Pts-Avg
2004-05	18-14	504-28.0	57-145	.393	13-36	.361	54-69	.783	17-46	63-3.5	35-1	36	39	4	4	181-10.1
2005-06	18-15	390-21.7	40-125	.320	6-36	.167	31-40	.775	18-27	45-2.5	37-2	25	38	1	9	117-6.5
2006-07	15-15	417-27.8	54-136	.397	17-49	.347	27-36	.750	18-40	58-3.6	41-1	41	30	3	5	152-10.1
Career	51-44	1313-25.7	151-406	.372	36-121	.298	112-145	.772	53-113	166-3.3	113-4	102	107	8	18	450-8.8

SINGLE-GAME HIGHS

POINTS

Season 17 at James Madison (2/7/07)
 Career 17 at James Madison (2/7/07)

FIELD GOALS

Season 7 at James Madison (2/7/07)
 Career 7 at James Madison (2/7/07)

FIELD GOAL ATTEMPTS

Season 10 at James Madison (2/7/07)
 Career 10 at James Madison (2/7/07)

3-POINT FIELD GOALS

Season 2 vs. Georgia State (1/27/07)
 Career 2 vs. Georgia State (1/27/07)

3-POINT FIELD GOAL ATTEMPTS

Season 2, six times, most recently vs. Drexel (2/14/07)
 Career 2, six times, most recently vs. Drexel (2/14/07)

FREE THROWS

Season 4 vs. North Florida (12/8/06)
 Career 8 vs. James Madison (1/28/06)

FREE THROW ATTEMPTS

Season 8 vs. North Florida (12/8/06)
 Career 11 vs. James Madison (1/28/06)

REBOUNDS

Season 8 vs. Richmond (12/31/06)
 Career 8 vs. Richmond (12/31/06)

ASSISTS

Season 4, three times, most recently at Georgia State (1/8/07)
 Career 4, three times, most recently at Georgia State (1/8/07)

STEALS

Season 2, two times, most recently vs. Drexel (2/14/07)
 Career 2, four times, most recently vs. Drexel (2/14/07)

BLOCKED SHOTS

Season 2, three times, most recently vs. Drexel (2/14/07)
 Career 2, four times, most recently vs. Drexel (2/14/07)

MINUTES

Season 30 vs. Cornell (12/2/06)
 Career 30 vs. Cornell (12/2/06)

15

PETERSTEIN

So. - F - 6-9 - 225 (Houton, Texas/Westbury Christian)

- Turned in an impressive all-around effort with four points, seven rebounds and two blocks, but provided solid post defense against Drexel (2/14/07)
- Had a career-high at James Madison (2/7/07) with 17 points on 7-of-10 shooting, including a pair of dunks in the closing minutes
- Scored a 12 points, while connecting on two 3-point field goals against Georgia State (1/27/07)
- Connected on 3-pointer for the second straight game at Georgia State (1/8/07) finishing with five points and team-highs in rebounds (7) and assists (4)
- Tallied nine points, including his first career 3-point field goal vs. Northeastern (1/6/07)
- Led the Tribe with a career-high eight rebounds in the College's victory over Richmond (12/31/06)
- Tallied his fourth career double-digit performance with 10 points against North Florida to go along with a career-high two blocked shots
- Led the Tribe with six rebounds and four assists against Jacksonville State (12/1/06), both totals were career highs
- Started the Tribe's exhibition opening victory over Barton College, scoring seven points and pulling down two rebounds
- Had a career high 16 points on a perfect 4-of-4 from the field and 8-of-11 from the free throw line in an 86-68 victory over James Madison (1/28/06)
- Helped team win three Texas Private School state championships

STEIN'S 2006-07 GAME-BY-GAME STATISTICS

Date	Opp	Min	FG-A	Pct	3FG-A	Pct	FT-A	Pct	O-D	Tot	PF	A	TO	B	S	Pts
N11	• at Kansas St.	20	2-4	.500	0-0	.000	0-0	.000	3-3	6	4	2	2	0	0	4
N20	• Wagner	7	1-1	1.000	0-0	.000	0-0	.000	0-0	0	4	1	1	0	0	2
N25	• at Holy Cross	18	1-1	1.000	0-0	.000	1-2	.500	0-0	0	2	0	4	0	0	3
N28	• at Navy	13	2-2	1.000	0-0	.000	0-0	.000	1-1	2	0	0	1	0	0	4
D1	• Jacksonville St.	20	1-1	1.000	0-0	.000	2-2	1.000	2-4	6	1	4	3	0	0	2
D2	• Cornell	30	1-1	1.000	0-0	.000	3-3	1.000	3-1	4	2	2	2	1	0	2
D5	• Towson	28	3-4	.750	0-0	.000	0-1	.000	1-3	4	3	4	2	0	0	6
D8	• North Florida	23	3-4	.750	0-1	.000	4-8	.500	0-4	4	3	0	1	2	2	10
D22	• UMBG	19	2-5	.400	0-0	.000	0-0	.000	0-2	2	3	0	0	0	1	4
D28	• Hampton	20	2-3	.667	0-0	.000	3-3	1.000	2-1	3	4	1	3	0	0	7
D31	• Richmond	20	1-2	.500	0-1	.000	2-3	.667	4-4	8	2	1	1	0	0	4
J3	• at GMU	26	2-3	.667	0-0	.000	0-0	.000	1-2	3	4	1	0	0	0	4
J6	• Northeastern	24	4-7	.571	1-1	1.000	0-0	.000	0-3	3	1	0	2	0	1	9
J8	• at Georgia St.	26	2-2	1.000	1-1	1.000	0-0	.000	1-6	7	2	4	2	0	0	5
J10	• VCU	13	0-2	.000	0-1	.000	0-0	.000	0-1	1	5	0	1	0	1	0
J13	• at Delaware	13	2-4	.600	0-0	.000	1-2	.500	0-2	2	2	0	1	0	1	5
J17	• GMU	28	4-8	.500	0-1	.000	0-0	.000	1-1	2	1	0	2	0	0	8
J20	• at Hofstra	20	3-5	.600	0-1	.000	0-0	.000	1-0	1	5	1	2	1	0	6
J24	• at ODU	14	1-3	.333	0-0	.000	0-0	.000	1-0	1	4	1	1	1	0	2
J27	• Georgia State	24	4-5	.800	2-2	1.000	2-2	1.000	1-3	4	3	0	0	1	1	12
J29	• at VCU	24	1-3	.333	1-2	.500	3-4	.750	1-2	3	2	2	1	0	0	6
J31	• JMU	22	3-4	.750	1-1	1.000	0-0	.000	0-2	2	3	1	1	2	0	7
F3	• UNCW	24	4-6	.667	1-2	.500	0-0	.000	1-3	4	3	3	3	1	0	9
F7	• at JMU	24	7-10	.700	1-2	.500	2-2	1.000	0-3	3	3	2	2	0	1	17
F10	• at UNCW	29	2-4	.500	0-2	.000	2-4	.500	1-4	5	2	0	4	1	0	6
F14	• Drexel	23	2-9	.222	0-2	.000	0-2	.000	1-6	7	3	1	2	2	2	4
F17	• at Fairfield															
F21	• at Drexel															
F24	• ODU															

• Games started

STEIN'S CAREER STATISTICS

Season	G-GS	Min-Avg	FG-A	Pct	3FG-A	Pct	FT-A	Pct	OR-DR	Reb-Avg	PF-FO	A	TO	Blk	St	Pts-Avg
2005-06	25-3	371-14.8	41-71	.577	0-6	.000	19-32	.594	19-30	49-2.0	44-1	18	33	4	9	101-4.0
2006-07	26-23	552-22.1	60-103	.583	8-20	.400	20-38	.526	26-61	87-3.5	71-2	31	44	12	10	148-5.7
Career	51-26	923-18.1	101-174	.580	8-26	.308	39-70	.557	45-91	136-2.7	115-3	49	77	16	19	249-4.9

STEIN'S CAA STATISTICS

Season	G-GS	Min-Avg	FG-A	Pct	3FG-A	Pct	FT-A	Pct	OR-DR	Reb-Avg	PF-FO	A	TO	Blk	St	Pts-Avg
2005-06	17-1	270-15.9	28-51	.549	0-5	.000	18-30	.600	16-19	35-2.1	31-1	13	24	4	6	74-4.4
2006-07	16-15	352-22.0	44-79	.557	8-18	.444	10-17	.588	11-41	52-3.3	43-2	20	26	8	7	100-6.3
Career	33-16	622-18.8	72-130	.554	8-23	.349	28-47	.596	27-60	87-2.6	74-3	33	50	12	13	174-5.3

20

KYLE CARRABINE

Jr. - F - 6-7 - 205 (Naperville, Ill./Neuqua Valley)

- A key reserve for the Tribe averaging 13.2 minutes and 3.5 points per game off the bench
- Had a pair of backdoor lay ups for four points to go along with three rebounds, two assists and a steal against Drexel (2/14/07)
- Pulled down a career-high five rebounds at UNCW (2/10/07)
- Played 19 minutes at Georgia State (1/8/07) and scored five straight points to answer a Panther run, including an NBA 3-pointer as the shot clock expired
- Gave W&M its first lead at George Mason (1/3/07) with a 3-pointer from the right wing midway through the first half
- Connected on a pair of 3-pointers during a two-minute span late in the first half to give the Tribe a halftime lead against Hampton (12/28/06)
- In his second career start vs. Towson (12/5/06), scored a career-high 10 points, while connecting on 3-of-6 from 3-point range
- Started his first career game against Jacksonville State (12/1/06) and finished with two points, two rebounds and an assist
- Notched then-career highs in minutes (18), points (9) and 3-point field goals made (3) against Navy (11/28/06)
- All three of his treys against Navy came in the first half to keep the Tribe within striking distance
- Knocked down his lone 3-point field goal on the season on his way to scoring a then career-high five points at Old Dominion (2/9/06)
- First career points came on a 3-pointer at No. 8 Kentucky (12/22/04)

SINGLE-GAME HIGHS

POINTS	
Season	10 vs. Towson (12/5/06)
Career	10 vs. Towson (12/5/06)
FIELD GOALS	
Season	3 vs. Towson (12/5/06) 3 at Navy (11/28/06)
Career	3 vs. Towson (12/5/06) 3 at Navy (11/28/06)
FIELD GOAL ATTEMPTS	
Season	7 at Old Dominion (1/24/07) 7 at Navy (11/28/06)
Career	7 at Old Dominion (1/24/07) 7 at Navy (11/28/06)
3-POINT FIELD GOALS	
Season	3 vs. Towson (12/5/06) 3 at Navy (11/28/06)
Career	3 vs. Towson (12/5/06) 3 at Navy (11/28/06)
3-POINT FIELD GOAL ATTEMPTS	
Season	7 at Navy (11/28/06)
Career	7 at Navy (11/28/06)
FREE THROWS	
Season	2 vs. Wagner (11/20/06)
Career	2 vs. Wagner (11/20/06) 2 at Old Dominion (2/9/06)
FREE THROW ATTEMPTS	
Season	3 vs. Wagner (11/20/06)
Career	3 vs. Wagner (11/20/06) 3 at Old Dominion (2/9/06)
REBOUNDS	
Season	5 at UNCW (2/10/07)
Career	5 at UNCW (2/10/07)
ASSISTS	
Season	2 vs. Drexel (2/14/07) 2 vs. Northeastern (1/6/07)
Career	2 vs. Drexel (2/14/07) 2 vs. Northeastern (1/6/07)
STEALS	
Season	1, five times, most recently vs. Drexel (2/14/07)
Career	1, eight times, most recently vs. Drexel (2/14/07)
BLOCKED SHOTS	
Season	1 vs. Northeastern (1/6/07)
Career	1 vs. Northeastern (1/6/07)
MINUTES	
Season	21 at Delaware (1/13/07)
Career	21 at Delaware (1/13/07)

CARRABINE'S 2006-07 GAME-BY-GAME STATISTICS

Date	Opp	Min	FG-A	Pct	3FG-A	Pct	FT-A	Pct	O-D	Tot	PF	A	TO	B	S	Pts
N11	at Kansas St.	3	0-0	.000	0-0	.000	0-0	.000	0-0	0	0	0	0	0	0	0
N20	Wagner	12	1-1	1.000	0-0	.000	2-3	.667	0-1	1	0	0	0	0	0	4
N25	at Holy Cross	2	0-0	.000	0-0	.000	0-0	.000	0-0	0	0	0	0	0	0	0
N28	at Navy	18	3-7	.429	3-7	.429	0-0	.000	0-0	0	0	0	1	0	0	9
D1	* Jacksonville St.	14	1-5	.200	0-3	.000	0-0	.000	0-2	2	0	1	0	0	0	2
D2	Cornell	13	2-3	.667	1-2	.500	0-0	.000	1-0	1	1	0	0	0	0	5
D5	* Towson	16	3-6	.500	3-6	.500	1-2	.500	0-2	2	2	0	0	0	0	10
D8	North Florida	10	2-3	.667	1-2	.500	0-0	.000	0-1	1	0	0	1	0	0	5
D22	UMBC	13	2-5	.400	1-3	.333	0-0	.000	0-4	4	1	0	0	0	1	5
D28	Hampton	15	2-4	.500	2-4	.500	0-0	.000	1-0	1	0	1	1	0	0	6
D31	Richmond	15	2-4	.500	2-4	.500	1-2	.500	1-1	2	1	0	1	0	0	7
J3	at GMU	17	2-3	.667	1-2	.500	0-0	.000	1-3	4	0	1	1	0	1	5
J6	Northeastern	18	2-3	.667	1-2	.500	1-2	.500	0-3	3	1	2	0	1	0	6
J8	at Georgia St.	19	2-4	.500	1-2	.500	0-0	.000	0-1	1	1	0	1	0	1	5
J10	VCU	12	0-1	.000	0-1	.000	0-0	.000	0-0	0	0	0	0	0	0	0
J13	at Delaware	21	2-6	.333	0-3	.000	1-2	.500	0-1	1	0	1	1	0	0	5
J17	GMU	15	1-6	.167	1-5	.200	0-1	.000	0-1	1	0	0	1	0	0	3
J20	at Hofstra	16	0-3	.000	0-2	.000	0-0	.000	1-2	3	2	1	1	0	0	0
J24	at ODU	19	1-7	.143	1-5	.200	1-2	.500	0-0	0	1	0	0	0	1	4
J27	Georgia State	7	0-1	.000	0-1	.000	0-0	.000	1-1	2	1	0	1	0	0	0
J29	at VCU	5	0-0	.000	0-0	.000	0-0	.000	0-1	1	0	1	1	0	0	0
J31	JMU	9	0-1	.000	0-1	.000	0-0	.000	0-2	2	0	0	0	0	0	0
F3	UNCW	16	1-3	.333	0-2	.000	1-2	.500	0-2	2	0	0	0	0	0	3
F7	at JMU	5	0-0	.000	0-0	.000	0-0	.000	0-0	0	0	1	0	0	0	0
F10	at UNCW	16	1-2	.500	0-0	.000	1-2	.500	1-4	5	0	0	0	0	0	3
F14	Drexel	15	2-3	.667	0-0	.000	0-1	.000	1-2	3	1	2	0	0	1	4
F17	at Fairfield															
F21	at Drexel															
F24	ODU															

CARRABINE'S CAREER STATISTICS

Season	G-GS	Min-Avg	FG-A	Pct	3FG-A	Pct	FT-A	Pct	OR-DR	Reb-Avg	PF-FO	A	TO	Blk	St	Pts-Avg
2004-05	15-0	75-5.0	6-16	.375	2-10	.200	1-2	.500	2-4	6-0.4	5-0	3	1	0	3	15-1.0
2005-06	8-0	30-3.8	3-11	.273	1-6	.167	2-3	.667	0-4	4-0.5	0-0	0	2	0	0	9-1.1
2006-07	26-2	342-13.2	32-81	.395	18-57	.316	9-19	.474	9-33	42-1.6	12-0	11	11	1	5	91-3.5
Career	49-2	446-9.1	41-108	.380	21-73	.288	12-24	.500	11-41	52-1.1	17-0	14	14	1	8	115-2.3

CARRABINE'S CAA STATISTICS

Season	G-GS	Min-Avg	FG-A	Pct	3FG-A	Pct	FT-A	Pct	OR-DR	Reb-Avg	PF-FO	A	TO	Blk	St	Pts-Avg
2004-05	9-0	52-5.8	4-9	.444	1-5	.200	1-2	.500	2-4	6-0.7	4-0	0	1	0	1	10-1.1
2005-06	7-0	23-3.3	3-8	.375	1-5	.200	2-3	.667	0-1	1-0.1	0-0	0	0	0	0	9-1.3
2006-07	16-1	226-14.1	17-49	.347	8-32	.250	6-14	.423	5-25	30-1.9	8-0	9	7	1	4	48-3.0
Career	32-1	301-9.4	24-66	.364	10-42	.238	10-19	.526	7-30	37-1.2	12-0	9	8	1	5	67-2.1

22

DANNY SUMNER

Fr. - F - 6-7 - 190 (Fairfax, Va./Paul VI)

SINGLE-GAME HIGHS

POINTS

Season 12 vs. Wagner (11/20/06)
 Career 12 vs. Wagner (11/20/06)

FIELD GOALS

Season 5 vs. Wagner (11/20/06)
 Career 5 vs. Wagner (11/20/06)

FIELD GOAL ATTEMPTS

Season 10 vs. Wagner (11/20/06)
 Career 10 vs. Wagner (11/20/06)

3-POINT FIELD GOALS

Season 2 vs. Wagner (11/20/06)
 Career 2 vs. Wagner (11/20/06)

3-POINT FIELD GOAL ATTEMPTS

Season 5 vs. Wagner (11/20/06)
 Career 5 vs. Wagner (11/20/06)

FREE THROWS

Season 2 at Delaware (1/13/07)
 Career 2 at Delaware (1/13/07)

FREE THROW ATTEMPTS

Season 6 vs. Jacksonville State (12/1/06)
 Career 6 vs. Jacksonville State (12/1/06)

REBOUNDS

Season 4 at Holy Cross (11/25/06)
 Career 4 at Holy Cross (11/25/06)

ASSISTS

Season 1, four times, most recently
 vs. Towson (12/5/06)
 Career 1, four times, most recently
 vs. Towson (12/5/06)

STEALS

Season 2 at VCU (1/29/07)
 Career 2 at VCU (1/29/07)

BLOCKED SHOTS

Season 1 vs. Jacksonville State (12/1/06)
 Career 1 vs. Jacksonville State (12/1/06)

MINUTES

Season 19 at Navy (11/28/06)
 Career 19 at Navy (11/28/06)

- Led the W&M bench in scoring with seven points on 3-of-4 shooting from the field to go along with a career-high two steals at VCU (1/29/07)
- Highlight reel two-handed dunk after driving the left baseline in the first half at Georgia State (1/8/07)
- Made first career start against Cornell (12/2/06)
- Scored his first collegiate points with 12 on 5-of-10 from the field against Wagner (11/20/06)
- Pulled down three rebounds, all offensive, against the Seahawks
- Played 12 minutes and finished with two points, three rebounds and a block against Barton College
- His two points against the Bulldogs came on a follow-up two-handed dunk
- Named to the *Washington Post* First-Team All-Metro squad as a senior
- Honored with the Ron Johnson Award as the Five Star Most Promising Guard Prospect
- A First-Team *D.C. Examiner* and WCAC All-Conference selection
- Named the Virginia Independent Schools State Player of the Year in 2006
- Averaged 19.3 points, 8.6 rebounds, 2.0 assists and 2.0 blocks per game as a senior at Paul VI Catholic
- A honorable mention *Washington Post* All-Metro pick as a junior
- First W&M player from PVI since David Cully, who graduated from W&M in 1996 as the College's all-time blocked shots leader (248)

SUMNER'S 2006-07 GAME-BY-GAME STATISTICS

Date	Opp	Min	FG-A	Pct	3FG-A	Pct	FT-A	Pct	O-D	Tot	PF	A	TO	B	S	Pts
N11	at Kansas St.	6	0-1	.000	0-1	.000	0-0	.000	0-0	0	1	1	1	0	0	0
N20	Wagner	16	5-10	.500	2-5	.400	0-0	.000	3-0	3	0	1	0	0	1	12
N25	at Holy Cross	14	1-4	.250	0-0	.000	0-1	.000	2-2	4	0	0	2	0	0	2
N28	at Navy	19	2-8	.250	0-3	.000	0-0	.000	1-0	1	0	1	1	0	1	4
D1	Jacksonville St.	10	0-4	.000	0-0	.000	0-6	.000	2-0	2	0	0	0	1	1	0
D2	*Cornell	10	1-4	.250	0-2	.000	0-0	.000	0-0	0	0	0	1	0	0	2
D5	Towson	3	0-2	.000	0-1	.000	0-0	.000	0-1	1	0	1	0	0	0	0
D8	North Florida	1	0-1	.000	0-1	.000	0-0	.000	0-0	0	0	0	0	0	0	0
D22	UMBC															DNP
D28	Hampton															DNP
D31	Richmond															DNP
J3	at GMU															DNP
J6	Northeastern															DNP
J8	at Georgia St.	3	1-1	1.000	0-0	.000	0-0	.000	0-0	0	0	0	0	0	0	2
J10	VCU	3	1-2	.500	0-1	.000	0-0	.000	0-0	0	0	0	0	0	0	2
J13	at Delaware	8	1-2	.500	0-0	.000	2-2	.500	0-0	0	2	0	2	0	0	4
J17	GMU															DNP
J20	at Hofstra	0+	0-0	.000	0-0	.000	0-0	.000	0-0	0	0	0	0	0	0	0
J24	at ODU															DNP
J27	Georgia State	8	0-1	.000	0-0	.000	0-0	.000	1-1	2	0	0	1	0	0	0
J29	at VCU	13	3-4	.750	0-1	.000	1-2	.500	1-1	2	1	0	0	0	2	7
J31	JMU	4	0-0	.000	0-0	.000	0-0	.000	0-0	0	0	0	0	0	0	0
F3	UNCW	6	1-4	.250	0-0	.000	1-2	.500	1-1	2	0	0	2	0	1	3
F7	at JMU	1	0-0	.000	0-0	.000	0-0	.000	0-0	0	0	0	0	0	0	0
F10	at UNCW															DNP
F14	Drexel															DNP
F17	at Fairfield															
F21	at Drexel															
F24	ODU															

* Games started

SUMNER'S CAREER STATISTICS

Season	G-GS	Min-Avg	FG-A	Pct	3FG-A	Pct	FT-A	Pct	OR-DR	Reb-Avg	PF-FO	A	TO	Blk	St	Pts-Avg
2006-07	17-1	125-7.4	16-48	.333	2-15	.133	4-13	.308	11-6	17-1.0	4-0	4	10	1	6	38-2.2
Career	17-1	125-7.4	16-48	.333	2-15	.133	4-13	.308	11-6	17-1.0	4-0	4	10	1	6	38-2.2

SUMNER'S CAA STATISTICS

Season	G-GS	Min-Avg	FG-A	Pct	3FG-A	Pct	FT-A	Pct	OR-DR	Reb-Avg	PF-FO	A	TO	Blk	St	Pts-Avg
2006-07	10-0	49-4.9	7-16	.438	0-3	.000	4-6	.667	3-4	7-0.8	2-0	1	5	0	3	18-1.8
Career	10-0	49-4.9	7-16	.438	0-3	.000	4-6	.667	3-4	7-0.8	2-0	1	5	0	3	18-1.8

23

CHRIS DARNELL

So. - F - 6-8 - 210 (Fredericksburg, Va./North Stafford)

- Equalled his career high with eight points against Georgia State (1/27/07), including a thunderous baseline dunk
- Played a career-high 26 minutes and pulled down four rebounds at Old Dominion (1/24/07)
- Had a career-high two blocked shots vs. Cornell (12/2/06)
- Started his first game of the season and second of his career at Navy (11/28/06)
- Turned in an all-around solid performance against Wagner (11/20/06) with seven points, five rebounds and a career-high three assists in 15 minutes off the bench
- Came off the bench in Tribe's exhibition win over Barton College, finishing with three points, three rebounds and two assists in 14 minutes of action
- Earned his first career start against Hofstra (2/20/06)
- In his first career game against Maine (11/18/05), knocked down a pair of 3-point field goals on his way to six points, four rebounds and two assists in 15 minutes
- Tallied a season-high eight points on 3-of-5 from the field to go along with a career-best seven rebounds against Delaware (2/15/06)
- Led the team in rebounding on three occasions, including back-to-back games with seven boards against Delaware (2/15/06) and four vs. Hofstra (2/20/06)
- Selected to the Virginia Group AAA All-State Second-Team by the *Associated Press*
- Set North Stafford High School's career scoring record with 1,464 points

SINGLE-GAME HIGHS

POINTS	
Season	8 vs. Georgia State (1/27/07)
Career	8 vs. Georgia State (1/27/07) 8 vs. Delaware (2/15/06)
FIELD GOALS	
Season	3 vs. Georgia State (1/27/07) 3 vs. Wagner (11/20/06)
Career	3, five times, most recently vs. Georgia State (1/27/07)
FIELD GOAL ATTEMPTS	
Season	5 at George Mason (1/3/07) 5 vs. Wagner (11/20/06)
Career	6 vs. Georgia State (2/4/06) 6 at UNC Wilmington (1/7/06)
3-POINT FIELD GOALS	
Season	1, three times, most recently vs. Georgia State (1/27/07)
Career	2 vs. Maine (11/18/05)
3-POINT FIELD GOAL ATTEMPTS	
Season	3 at George Mason (1/3/07)
Career	3 at George Mason (1/3/07) 3 at Towson (12/3/05)
FREE THROWS	
Season	2 at VCU (1/29/07) 2 vs. Towson (12/5/06)
Career	2, three times, most recently at VCU (1/29/07)
FREE THROW ATTEMPTS	
Season	2, six times, most recently at VCU (1/29/07)
Career	2, nine times, most recently at VCU (1/29/07)
REBOUNDS	
Season	5 vs. Wagner (11/20/06)
Career	7 vs. Delaware (2/15/06)
ASSISTS	
Season	3 vs. Cornell
Career	3 vs. Wagner (11/20/06) 3, four times, most recently vs. Cornell (12/2/06)
STEALS	
Season	1, three times, most recently vs. VCU (1/10/07)
Career	1, six times, most recently vs. VCU (1/10/07)
BLOCKED SHOTS	
Season	2 vs. Cornell (12/2/06)
Career	2 vs. Cornell (12/2/06)
MINUTES	
Season	26 at Old Dominion (1/24/07)
Career	26 at Old Dominion (1/24/07)

DARNELL'S 2006-07 GAME-BY-GAME STATISTICS

Date	Opp	Min	FG-A	Pct	3FG-A	Pct	FT-A	Pct	O-D	Tot	PF	A	TO	B	S	Pts
N11	at Kansas St.	9	1-2	.500	1-1	1.000	0-0	.000	0-3	3	1	1	1	0	0	3
N20	Wagner	15	3-5	.600	1-1	1.000	0-0	.000	3-2	5	1	3	1	0	0	7
N25	at Holy Cross	3	0-1	.000	0-0	.000	0-0	.000	0-0	0	0	0	0	0	0	0
N28	* at Navy	10	0-1	.000	0-0	.000	0-0	.000	0-2	2	1	1	2	1	0	0
D1	* Jacksonville St.	16	0-3	.000	0-0	.000	0-2	.000	0-5	5	2	1	3	0	0	0
D2	Cornell	17	1-2	.500	0-0	.000	1-1	1.000	0-1	1	2	3	2	2	1	3
D5	Towson	4	0-0	.000	0-0	.000	2-2	1.000	1-2	3	2	0	2	0	0	2
D8	North Florida	9	0-0	.000	0-0	.000	0-0	.000	0-0	0	1	0	1	0	1	0
D22	UMBC	12	0-0	.000	0-0	.000	0-0	.000	0-0	0	1	0	0	0	0	0
D28	Hampton	3	0-1	.000	0-0	.000	0-0	.000	0-0	0	0	0	0	0	0	0
D31	Richmond	10	1-3	.333	0-1	.000	0-2	.000	1-2	3	2	1	1	0	0	2
J3	at GMU	11	1-5	.200	0-3	.000	0-0	.000	1-3	4	2	1	0	0	0	2
J6	Northeastern	10	1-3	.333	0-1	.000	0-0	.000	2-1	3	0	0	1	0	0	2
J8	at Georgia St.	14	2-2	1.000	0-0	.000	1-2	.500	0-1	1	2	0	0	1	0	5
J10	VCU	9	0-1	.000	0-0	.000	0-0	.000	0-1	1	1	1	1	0	1	0
J13	at Delaware	8	1-2	.500	0-1	.000	0-0	.000	0-1	1	3	0	0	1	0	2
J17	GMU	1	0-0	.000	0-0	.000	0-0	.000	0-0	0	0	0	0	0	0	0
J20	at Hofstra	8	1-1	1.000	0-0	.000	0-0	.000	0-1	1	1	0	0	0	0	2
J24	at ODU	26	0-3	.000	0-1	.000	1-4	.250	0-4	4	0	1	0	1	0	1
J27	Georgia State	8	3-3	1.000	1-1	1.000	1-1	1.000	0-0	0	2	2	0	0	0	8
J29	at VCU	18	1-2	.500	0-1	.000	2-2	1.000	2-1	3	2	0	0	0	0	4
J31	JMU	6	0-0	.000	0-0	.000	0-0	.000	1-0	1	2	0	1	0	0	0
F3	UNCW	19	1-5	.200	1-2	.500	0-2	.000	0-2	2	1	2	1	0	0	3
F7	at JMU	1	0-0	.000	0-0	.000	0-0	.000	0-0	0	0	0	0	0	0	0
F10	at UNCW															
F14	Drexel															
F17	at Fairfield															
F21	at Drexel															
F24	ODU															

* Games started
DNP Drexel

DARNELL'S CAREER STATISTICS

Season	G-GS	Min-Avg	FG-A	Pct	3FG-A	Pct	FT-A	Pct	OR-DR	Reb-Avg	PF-FO	A	TO	Blk	St	Pts-Avg
2005-06	21-1	237-11.3	23-60	.383	4-18	.222	5-8	.625	14-32	46-2.2	5-0	13	13	3	3	55-2.6
2006-07	24-2	247-10.3	17-45	.378	4-13	.308	8-18	.444	9-31	40-1.7	27-0	17	17	6	3	46-1.9
Career	45-3	484-10.8	40-105	.381	8-31	.258	13-26	.500	23-63	86-1.9	32-0	30	30	9	6	101-2.2

DARNELL'S CAA STATISTICS

Season	G-GS	Min-Avg	FG-A	Pct	3FG-A	Pct	FT-A	Pct	OR-DR	Reb-Avg	PF-FO	A	TO	Blk	St	Pts-Avg
2005-06	15-1	174-11.6	16-47	.340	2-13	.154	5-8	.625	12-23	35-2.3	3-0	9	10	3	3	39-2.6
2006-07	14-0	143-10.2	11-27	.407	2-10	.200	7-14	.500	7-17	24-1.7	16-0	7	6	3	1	31-2.2
Career	29-1	320-11.0	27-74	.365	4-23	.174	12-22	.545	19-40	59-2.0	19-0	16	16	6	4	70-2.4

SINGLE-GAME HIGHS

POINTS
 Season 26 vs. VCU (1/10/07)
 Career 26 vs. VCU (1/10/07)

FIELD GOALS
 Season 7, five times, most recently at James Madison (2/7/07)
 Career 7, seven times, most recently at James Madison (2/7/07)

FIELD GOAL ATTEMPTS
 Season 16 vs. Towson (12/5/06)
 16 at Navy (11/28/06)
 Career 16 vs. Towson (12/5/06)
 16 at Navy (11/28/06)

3-POINT FIELD GOALS
 Season 2, four times, most recently vs. UNC-Wilmington (2/3/07)
 Career 3 at Drexel (2/23/06)

3-POINT FIELD GOAL ATTEMPTS
 Season 4, five times, most recently at Hofstra (1/20/07)
 Career 4, six times, most recently at Hofstra (1/20/07)

FREE THROWS
 Season 10 vs. VCU (1/10/07)
 Career 10 vs. VCU (1/10/07)

FREE THROW ATTEMPTS
 Season 11 vs. VCU (1/10/07)
 Career 11 vs. VCU (1/10/07)

REBOUNDS
 Season 9 at George Mason (1/3/07)
 Career 9 at George Mason (1/3/07)

ASSISTS
 Season 5 vs. George Mason (1/16/07)
 Career 8 vs. Campbell (11/26/05)

STEALS
 Season 4 at Hofstra (1/20/07)
 4 vs. VCU (1/10/07)
 Career 4, four times, most recently at Hofstra (1/20/07)

BLOCKED SHOTS
 Season 1, two times, most recently vs. Drexel (2/14/07)
 Career 1, four times, most recently vs. Drexel (2/14/07)

MINUTES
 Season 36 at Hofstra (1/20/07)
 36 at Holy Cross (11/25/06)
 Career 36 at Hofstra (1/20/07)
 36 at Holy Cross (11/25/06)

24

ADAMPAYTON

Sr. - G - 6-3 - 195 (Burlington, N.J./The Lawrenceville School)

- Leads W&M and ranks 14th in the CAA in scoring at 13.5 per game
- Scored in double digits 20 times and led W&M in scoring on 12 occasions
- Averaging 15.1 points per game in CAA games, which ranks ninth in the league
- Ranks 35th in the NCAA in free throw percentage at 86.6 percent
- Scored 16 of his 23 points in the second half at Hofstra and tied his career-high for the second time in four games with four steals
- Turned in a career game vs. VCU (1/10/07), leading all scorers with 26 points to go along with a career-high tying four steals
- Scored the final four points, all free throws, leading W&M to a 60-57 win over Northeastern with 15 points, including 8-of-9 from the free throw line
- Tallied 10 of his 12 points in the second half at George Mason (1/3/07), including the game clinching free throws
- Pulled down a career-high nine rebounds, including four offensive at GMU
- Earned W&M Tip-Off MVP honors with an exceptional performance over the final five minutes against Cornell (12/2/06) to lead the Tribe back from a 13-point deficit
- Team Co-Captain with senior Adam Trumbower
- Topped W&M in steals in 2005-06, ranking eighth in the CAA
- Had a career-high 20 points against Virginia Tech (12/27/05) on 7-of-9 shooting and a perfect 5-of-5 from the free throw line

PAYTON'S 2006-07 GAME-BY-GAME STATISTICS

Date	Opp	Min	FG-A	Pct	3FG-A	Pct	FT-A	Pct	O-D	Tot	PF	A	TO	B	S	Pts
N11	• at Kansas St.	29	2-8	.250	0-2	.000	1-1	1.000	1-2	3	1	2	3	0	0	5
N20	• Wagner	21	4-6	.667	1-3	.333	0-0	.000	1-7	8	1	2	1	0	2	9
N25	• at Holy Cross	36	5-14	.357	1-4	.250	4-5	.800	2-3	5	3	3	1	0	1	15
N28	• at Navy	28	5-16	.313	0-2	.000	2-2	1.000	3-0	3	3	1	2	1	2	12
D1	• Jacksonville St.	26	6-10	.600	1-2	.500	5-6	.833	2-3	5	1	0	4	0	2	18
D2	• Cornell	34	1-5	.200	0-1	.000	8-10	.800	1-1	2	0	1	3	0	3	10
D5	• Towson	28	7-16	.438	1-4	.250	1-2	.500	0-4	4	5	0	1	0	1	16
D8	• North Florida	26	4-10	.400	1-3	.333	1-1	1.000	1-2	3	1	0	3	0	3	10
D22	• UMBC	32	1-2	.500	1-1	1.000	4-4	1.000	0-4	4	1	4	1	0	0	7
D28	• Hampton	33	4-7	.571	2-2	1.000	2-2	1.000	1-1	2	2	2	4	0	1	12
D31	• Richmond	33	4-7	.571	1-2	.500	4-6	.667	1-3	4	1	2	3	0	1	13
J3	• at GMU	31	5-14	.357	0-2	.000	2-2	1.000	4-5	9	2	2	2	0	1	12
J6	• Northeastern	33	3-9	.333	1-2	.500	8-9	.889	0-2	2	1	2	1	0	2	15
J8	• at Georgia St.	28	3-8	.375	0-2	.000	1-1	1.000	2-2	4	0	1	4	0	1	7
J10	• VCU	35	7-13	.538	2-2	1.000	10-11	.909	3-2	5	2	2	5	0	4	26
J13	• at Delaware	33	8-14	.571	1-4	.250	2-4	.500	1-3	4	2	2	1	0	3	19
J17	• GMU	30	1-6	.167	0-4	.000	2-3	.667	1-2	3	2	5	3	0	0	4
J20	• at Hofstra	36	7-12	.583	1-4	.250	8-8	1.000	1-2	3	2	2	1	0	4	23
J24	• at ODU	34	5-9	.556	0-2	.000	5-5	1.000	2-4	6	3	0	2	0	2	15
J27	• Georgia State	32	5-6	.833	2-2	1.000	5-6	.833	1-0	1	1	1	3	0	1	17
J29	• at VCU	32	5-8	.625	0-1	.000	2-2	1.000	2-1	3	1	2	2	0	0	12
J31	• JMU	32	5-11	.455	0-1	.000	6-7	.857	3-2	5	2	2	2	0	1	16
F3	• UNCW	35	7-13	.538	2-3	.667	8-9	.889	3-2	5	1	2	1	0	3	24
F7	• at JMU	35	7-11	.636	1-1	1.000	3-3	1.000	2-4	6	2	1	4	0	1	18
F10	• at UNCW	29	1-4	.250	0-0	.000	2-2	1.000	1-6	7	0	2	3	0	1	4
F14	• Drexel	33	3-12	.250	0-1	.000	7-8	.875	1-2	3	1	4	2	1	0	13
F17	• at Fairfield															
F21	• at Drexel															
F24	• ODU															

• Games started

PAYTON'S CAREER STATISTICS

Season	G-GS	Min-Avg	FG-A	Pct	3FG-A	Pct	FT-A	Pct	OR-DR	Reb-Avg	PF-FO	A	TO	Blk	St	Pts-Avg
2002-03†	23-0	179-7.8	10-28	.357	6-12	.500	3-12	.250	0-5	5-0.2	14-0	12	13	0	8	29-1.3
2003-04†	29-0	252-8.7	25-46	.543	5-12	.417	9-18	.500	0-21	21-0.7	14-0	22	25	1	8	64-2.2
2005-06	28-26	675-24.1	70-145	.483	14-30	.467	42-63	.667	23-48	71-2.5	41-1	50	53	1	45	196-7.0
2006-07	26-24	814-31.3	115-251	.458	19-57	.333	103-119	.866	40-69	109-4.2	41-1	47	62	2	40	352-13.5
Career	106-50	1920-18.1	220-470	.468	44-111	.396	157-212	.741	60-143	206-1.9	110-2	131	153	4	101	641-6.0

† at Vanderbilt

PAYTON'S CAA STATISTICS

Season	G-GS	Min-Avg	FG-A	Pct	3FG-A	Pct	FT-A	Pct	OR-DR	Reb-Avg	PF-FO	A	TO	Blk	St	Pts-Avg
2005-06	18-17	413-22.9	36-86	.419	8-20	.400	15-24	.625	14-26	40-2.2	28-1	28	33	0	24	95-5.3
2006-07	16-15	503-31.4	79-166	.476	11-35	.314	72-82	.878	27-43	70-4.4	22-0	30	37	1	25	241-15.1
Career	34-32	916-26.9	115-252	.456	19-55	.345	87-106	.821	41-69	110-3.2	50-1	58	70	1	49	336-9.9

25

CHRIS STRATTON

Jr. - F - 6-6 - 205 (Burke, Va./Lake Braddock)

- Equalled a career-high playing 18 minutes off the bench at James Madison and pulled down a season-high three rebounds
- Came off the bench and provided a spark in 11 minutes of action against UNC Wilmington (2/3/07)
- Equalled his career high against the Seahawks for four points on 2-of-2 shooting to go along with a blocked shot
- Capped the Tribe's 81-65 win over Georgia State (1/27/07) with a two-handed dunk
- Saw first action of the 2006-07 season against Wagner (11/20/06) and scored two points
- Walk on forward from Burke, Va.
- Appeared in nine games, averaging 0.3 points and 0.7 rebounds per game in 2005-06
- Notched a season-high two points in six minutes of action at Towson (12/3/05)
- Pulled down a season-high three rebounds in the season-opening victory over Maine (11/18/05)
- Played in 14 games and earned first career start against Hofstra (1/31/05) as a freshman
- Scored a career-high four points against Longwood (12/1/04)
- Pulled down four rebounds, including three offensive, at UNC Greensboro (12/20/04)

SINGLE-GAME HIGHS

POINTS
 Season 4 vs. UNC Wilmington (2/3/07)
 Career 4 vs. UNC Wilmington (2/3/07)
 4 vs. Longwood (12/1/04)

FIELD GOALS
 Season 2 vs. UNC Wilmington (2/3/07)
 Career 2 vs. UNC Wilmington (2/3/07)

FIELD GOAL ATTEMPTS
 Season 2 vs. UNC Wilmington (2/3/07)
 Career 3 at UNC Greensboro (12/20/04)

3-POINT FIELD GOALS
 Season None
 Career None

3-POINT FIELD GOAL ATTEMPTS
 Season None
 Career 1 at George Mason (1/29/05)

FREE THROWS
 Season 1 at UNC Wilmington (2/10/07)
 Career 2 vs. Longwood (12/1/04)

FREE THROW ATTEMPTS
 Season 2 at UNC Wilmington (2/10/07)
 Career 2 at UNC Wilmington (2/10/07)
 2 vs. Hofstra (2/20/06)

REBOUNDS
 Season 3 at James Madison (2/7/07)
 Career 4 at UNC Greensboro (12/20/04)

ASSISTS
 Season 1 at UNC Wilmington (2/10/07)
 Career 1, four times, most recently at UNC Wilmington (2/10/07)

STEALS
 Season 1 at James Madison (2/7/07)
 Career 1, four times, most recently at James Madison (2/7/07)

BLOCKED SHOTS
 Season 1 vs. UNC Wilmington (2/3/07)
 Career 1 vs. UNC Wilmington (2/3/07)
 1 vs. Hofstra (2/20/06)

MINUTES
 Season 18 at James Madison (2/7/07)
 Career 18 at James Madison (2/7/07)
 18 at Hofstra (1/31/05)

STRATTON'S 2006-07 GAME-BY-GAME STATISTICS

Date	Opp	Min	FG-A	Pct	3FG-A	Pct	FT-A	Pct	O-D	Tot	PF	A	TO	B	S	Pts
N11	at Kansas St.						DNP									
N20	Wagner	2	1-1	1.000	0-0	.000	0-0	.000	1-0	1	0	0	0	0	0	2
N25	at Holy Cross						DNP									
N28	at Navy						DNP									
D1	Jacksonville St.						DNP									
D2	Cornell						DNP									
D5	Towson						DNP									
D8	North Florida	1	0-0	.000	0-0	.000	0-0	.000	0-0	0	0	0	0	0	0	0
D22	UMBC						DNP									
D28	Hampton						DNP									
D31	Richmond						DNP									
J3	at GMU						DNP									
J6	Northeastern						DNP									
J8	at Georgia St.	0+	0-0	.000	0-0	.000	0-0	.000	0-0	0	0	0	0	0	0	0
J10	VCU						DNP									
J13	at Delaware						DNP									
J17	GMU						DNP									
J20	at Hofstra						DNP									
J24	at ODU						DNP									
J27	Georgia State	2	1-1	1.000	0-0	.000	0-0	.000	0-0	0	0	0	1	0	0	2
J29	at VCU						DNP									
J31	JMU						DNP									
F3	UNCW	11	2-2	1.000	0-0	.000	0-0	.000	0-0	0	1	0	0	1	0	4
F7	at JMU	18	0-1	.000	0-0	.000	0-1	.000	0-3	3	4	0	1	0	1	0
F10	at UNCW	7	0-0	.000	0-0	.000	1-2	.500	0-0	0	2	1	0	0	0	1
F14	Drexel	3	0-0	.000	0-0	.000	0-0	.000	0-0	0	0	0	0	0	0	0
F17	at Fairfield															
F21	at Drexel															
F24	ODU															

STRATTON'S CAREER STATISTICS

Season	G-GS	Min-Avg	FG-A	Pct	3FG-A	Pct	FT-A	Pct	OR-DR	Reb-Avg	PF-FO	A	TO	Blk	St	Pts-Avg
2004-05	14-1	82-5.9	5-9	.556	0-1	.000	2-2	1.000	7-7	14-1.0	6-0	2	5	0	1	12-0.9
2005-06	9-0	24-2.7	1-3	.333	0-0	.000	1-2	.500	2-4	6-0.7	1-0	1	1	1	2	3-0.3
2006-07	8-0	44-5.5	4-5	.800	0-0	.000	1-3	.333	1-3	4-0.7	5-0	1	2	1	1	9-1.3
Career	31-1	150-4.9	10-17	.588	0-1	.000	4-6	.667	10-14	24-0.8	14-0	4	8	2	4	24-0.8

STRATTON'S CAA STATISTICS

Season	G-GS	Min-Avg	FG-A	Pct	3FG-A	Pct	FT-A	Pct	OR-DR	Reb-Avg	PF-FO	A	TO	Blk	St	Pts-Avg
2004-05	7-1	51-7.3	2-3	.667	0-1	.000	0-0	.000	2-3	5-0.7	6-0	0	2	0	1	4-0.6
2005-06	8-0	18-2.3	1-2	.500	0-0	.000	1-2	.500	0-3	3-0.4	1-0	1	1	1	2	3-0.4
2006-07	6-0	41-6.8	3-4	.750	0-0	.000	1-3	.333	0-3	3-0.8	5-0	1	2	1	1	7-1.4
Career	21-1	110-5.2	6-9	.667	0-1	.000	2-5	.400	2-9	11-0.6	14-0	2	5	2	4	14-0.7

THE LAST TIME...

TEAM

Played AP No. 1 team: at #1 Duke, L - 97-61, 12/30/91
 Defeated team ranked 2-10 by AP: vs. #2 North Carolina, 78-75, 12/7/77
 Defeated team ranked in the AP Top 25: vs. #2 North Carolina, 78-75, 12/7/77
 Defeated A.P. top 25 on the road: at #8 West Virginia, 89-76, 3/3/61

W&M INDIVIDUALS

Had a triple-double: not since 1986-87
 Had a double-double: Corey Cofield (19 pts., 11 rebs.) at Northeastern, 2/2/06
 Had 30-plus points and 10-plus rebounds: Jeff Cohen (49 pts., 31 rebs.) vs. Richmond, 2/25/61
 Four players in double figures: Adam Payton (18), Peter Stein (17), Nathan Mann (14) and David Schneider (11) at James Madison, 2/7/07
 Five players in double figures: Brian Hutt (13), Corey Cofield (12), Calvin Baker (11), Laimis Kiselius (10) and Taylor Mokris (10) at James Madison 2/11/06
 Six players in double figures: Todd Cauthorn (17 pts.), Thomas Roberts (14), Brendan Connor, Matt Verkey (13 each), Sean Duff (12), and David Cully (11) vs. Shenandoah, 12/22/92
 Scored 30-39 points: Adam Hess (36) at Drexel, 2/7/04
 Scored 40-49 points: Jeff Cohen (49) vs. Richmond, 2/25/61
 Two or more players score 20-29 points in the same game: Nick D'Antoni (25) and Nathan Mann (25) vs. George Mason, 2/12/05
 Perfect at FT line (10 att.): Adam Hess (12-12) vs. VCU, 1/18/03
 Perfect beyond 3-point line (5 att.): Never
 Had 15-19 Rebounds: Adam Hess (15) at VCU, 2/25/02
 Had 10 or more assists: Nick D'Antoni (11) at George Mason, 1/31/04
 Had 6 or more steals: Adam Hess (6) at George Mason, 1/31/04
 Had 5 or more blocked shots: David Cully (10) vs. George Mason, 2/26/96

OPPONENT INDIVIDUALS

Had a triple-double: Michael Anderson (10 pts., 11 rebs., 10 assts.), Drexel, 11/30/85
 Had a double-double: Loren Stokes (30 pts, 15 reb.), Hofstra, 1/20/07
 Four players in double figures: Juwann James (13 pts.), Terrance Carter (12), Kyle Swanston (11) and JaQuan Bray (10), JMU, 1/31/07
 Five players in double figures: Jose Juan Barea (17 pts.), Shawn James, Adrian Martinez (13), Bennett Davis, Aaron Davis (11), Northeastern, 2/2/06
 Six players in double figures: Vic Hamilton (24), Jonathan Kerner (16), Deron Rippey (14), Tim Basham (11), Othello Meadows (11), and Tony Parham (11), East Carolina, 2/14/96
 Scored 30-39 points: Loren Stokes (30 pts.), Hofstra, 1/20/07
 Scored 40-49 points: Anton Gill (40 pts.), East Carolina, 1/19/94

Two or more players score 20-29 points in the same game: Jamal Schuler (24) and B.A. Walker (20), VCU, 1/29/07
 Perfect at FT line (10 att.): Bill Mayew (14-14), UNCW, 1/29/97
 Had 15-19 Rebounds: Loren Stokes (15 Rebs.), Hofstra, 1/20/07
 Had 10 or more assists: Brian Johnson (10), Delaware, 1/13/07
 Had 6 or more steals: Keith Simmons (7), Holy Cross, 11/25/06
 Had 5 or more blocked shots: Shawn James (8), Northeastern, 2/2/06

W&M FIELD GOAL SHOOTING

Shot 50 percent or better: .540 at James Madison, 2/7/07
 Shot 60 percent or better: .609 vs. Georgia State, 1/27/07
 Shot 70 percent or better: .746 vs. Virginia Wesleyan, 2/1/84
 Made 30-39 field goals: 32 vs. Wagner, 11/20/06
 Made 40-49 field goals: 43 vs. George Mason, 2/27/95
 Made 50 or more field goals: not since 1986-87
 Attempted 60-69 field goals: 64 vs. Wagner, 11/20/06
 Attempted 70-79 field goals: 72 at Northeastern, 2/2/06
 Attempted 80-89 field goals: 84 vs. George Mason, 2/12/05
 Attempted 90 or more field goals: not since 1986-87

OPPONENT FIELD GOAL SHOOTING

Shot 50 percent or better: .571, UNCW, 2/3/07
 Shot 60 percent or better: .614, Navy, 11/28/06
 Shot 70 percent or better: .705, Navy, 3/8/85
 Made 30-39 field goals: 34, VCU, 1/29/07
 Made 40-49 field goals: 40, George Mason, 2/27/95
 Made 50 or more field goals: not since 1986-87
 Attempted 60-69 field goals: 60, Drexel, 2/14/07
 Attempted 70-79 field goals: 71, Old Dominion, 2/9/06
 Attempted 80-89 field goals: 80, Kansas State, 11/11/06
 Attempted 90 or more field goals: 94, George Mason, 2/27/95

W&M THREE-POINT SHOOTING

Shot 50 percent or better: .500 vs. UNC-Greensboro, 12/21/05
 Shot 60 percent or better: .750 vs. Old Dominion, 2/16/01
 Shot 70-79 percent: .750 vs. Old Dominion, 2/17/01
 Made 10-14 3-point field goals: 12 vs. Georgia State, 1/27/07
 Made 15 or more 3-pt. field goals: 16 vs. George Mason, 1/24/96
 Attempted 20-29 3-point field goals: 27 vs. UNCW, 2/3/07
 Attempted 30-39 3-point field goals: 34 at Radford, 11/24/03

OPPONENT THREE-POINT SHOOTING

Shot 50 percent or better: .500 at VCU, 1/29/07
 Shot 60 percent or better: .643 at Navy, 11/28/06
 Shot 70-79 percent: .750 vs. Richmond, 11/30/88
 Shot 80 percent or better: .800 vs. Wake Forest, 2/4/91
 Made 10-14 3-point field goals: 12 at VCU, 1/29/07
 Made 15 or more 3-point field goals: 17 at VCU, 2/19/03
 Attempted 20-29 3-point field goals: 23, at UNCW, 2/10/07
 Attempted 30-39 3-point field goals: 30 vs. Richmond, 12/31/06

THE LAST TIME...

W&M FREE THROW SHOOTING

Shot 80 percent or better: .857 (12-14) at VCU, 1/29/07
 Shot 90 percent or better: .955 (21-22) vs. UMBC, 12/22/06
 Shot 100 percent: 1.000 (13-13) at Drexel, 2/7/04
 Made 20-29 free throws: 20 vs. Drexel, 2/14/07
 Made 30-39 free throws: 32 vs. Hartford, 11/19/04
 Made 40 or more free throws: not since 1964
 Attempted 10 or fewer free throws: 10 vs. George Mason, 1/16/07
 Attempted 30-39 free throws: 34 vs. VCU, 1/10/07
 Attempted 40-49 free throws: 41 vs. Hartford, 11/19/04
 Attempted 50-59 free throws: not since 1986-87
 Attempted 60 or more free throws: not since 1964

OPPONENT FREE THROW SHOOTING

Shot 80 percent or better: .867 (13-15) at ODU, 1/24/07
 Shot 90 percent or better: .917 (11-12) vs. Northeastern, 1/6/07
 Shot 100 percent: 1.000 at George Mason, 1/26/06
 Made 20-29 free throws: 31 vs. VCU, 1/10/07
 Made 30-39 free throws: 31 vs. VCU, 1/10/07
 Made 40 or more free throws: not since 1964
 Attempted 10 or fewer free throws: 8 vs. North Florida, 12/8/06
 Attempted 30-39 free throws: 37 vs. VCU, 1/10/07
 Attempted 40-49 free throws: 42 at George Mason, 1/3/02
 Attempted 50-59 free throws: not since 1986-87
 Attempted 60 or more free throws: not since 1964

W&M SCORING

Scored 80 or more points: 81 vs. Georgia State, 1/27/07
 Scored 90 or more points: 90 vs. Georgia State, 2/4/06
 Scored 100 or more points: 101 vs. Elon, 12/22/98
 Scored 110 or more points: 116 vs. George Mason, 2/27/94

OPPONENT SCORING

Scored 80 or more points: 88 vs. VCU, 1/10/07
 Scored 90 or more points: 90 at VCU, 1/29/07
 Scored 100 or more points: 104 vs. George Mason, 2/12/05
 Scored 110 or more points: 127 at Virginia Tech, 1/29/73

W&M REBOUNDING

Had 40 or more rebounds: 40 vs. Richmond, 12/31/06
 Had 50 or more rebounds: 51 vs. Maine, 11/18/06
 Had 60 or more rebounds: 67 vs. Marymount, 11/29/95

OPPONENT REBOUNDING

Had 40 or more rebounds: 40 at Old Dominion, 1/24/07
 Had 50 or more rebounds: 59 at Kansas State, 11/11/06
 Had 60 or more rebounds: 60 at VMI, 2/10/65

W&M ASSISTS

Had 20 or more assists: 25 vs. Georgia State, 2/4/06
 Had 30 or more assists: 33 vs. George Mason, 2/27/95

OPPONENT ASSISTS

Had 20 or more assists: 20 at Navy, 11/28/06
 Had 30 or more assists: not since 1964

W&M BLOCKED SHOTS

Had 10 or more blocked shots: 17 vs. George Mason, 2/26/96

OPPONENT BLOCKED SHOTS

Had 10 or more blocked shots: 13 vs. Drexel, 1/5/06

W&M STEALS

Had 10 or more steals: 12 vs. North Florida, 12/8/06
 Had 15 or more steals: 19 at Virginia Tech, 12/23/03

OPPONENT STEALS

Had 10 or more steals: 11 vs. Hampton, 12/28/06
 Had 15 or more steals: 19 at Towson, 12/3/05

MISCELLANEOUS

TWO W&M PLAYERS HAD A DOUBLE-DOUBLE IN THE SAME GAME:
 Adam Hess (23 pts., 10 rebs.) and Zeb Cope (11 pts., 11 rebs.)
 vs. Towson, 3/5/04

W&M PLAYER LED THE TEAM IN POINTS, REBOUNDS AND ASSISTS IN THE SAME GAME:
 Laimis Kisielius (22 points, 4 rebounds, 3 assists) at VCU,
 1/29/07

W&M PLAYED 2OT:
 vs. George Mason, 2/12/05 (L, 104-99)

W&M PLAYED 3OT:
 vs. Virginia Tech, 1/21/81 (W 48-46)

W&M PLAYED 4OT:
 Never

W&M SHOT 70 PERCENT FROM THE FLOOR IN A HALF:
 .762 (2nd Half) at James Madison, 2/7/07

W&M SHOT 60 PERCENT FROM THE FLOOR IN A HALF:
 .625 (15-of-24) (2nd half) vs. Georgia State, 1/27/07

W&M SHOT LESS THAN 30 PERCENT FROM THE FLOOR IN A HALF:
 .231 (6-of-26) (2nd Half) at Old Dominion, 1/24/07

W&M HELD AN OPPONENT BELOW 10 PERCENT SHOOTING IN A HALF:
 .091 (2-of-22) (1st Half) James Madison, 1/24/01

W&M OVERCAME A DEFICIT IN THE FINAL FIVE MINUTES TO WIN A GAME:
 Overcame 59-46 deficit to win 73-68 in OT vs. Cornell, 12/2/06

W&M OVERCAME A HALFTIME DEFICIT IN TWO CONSECUTIVE GAMES:
 Overcame 33-31 deficit to win 67-63 (George Mason, A, 1/3/07)
 Overcame 27-26 deficit to win 60-57 (Northeastern, H, 1/6/07)



GAME 13
W&M 60, NORTHEASTERN 57
JANUARY 6, 2007

Table with columns for player name, fg, fga, 3-pt, fga, ft, fta, of, de, tot, pf, tp, a, to, blk, s, min. Rows include Northeastern players and team totals.

TOTAL FG% 1st Half: 10-27 37.0% 2nd Half: 9-24 37.5% Game: 37.3%
3-Pt. FG% 1st Half: 5-13 38.5% 2nd Half: 3-11 27.3% Game: 33.3%
F Throw % 1st Half: 2-2 100% 2nd Half: 9-10 90.0% Game: 91.7%

Table with columns for player name, fg, fga, 3-pt, fga, ft, fta, of, de, tot, pf, tp, a, to, blk, s, min. Rows include W&M players and team totals.

TOTAL FG% 1st Half: 9-27 33.3% 2nd Half: 10-22 45.5% Game: 38.8%
3-Pt. FG% 1st Half: 4-15 26.7% 2nd Half: 4-7 57.1% Game: 36.4%
F Throw % 1st Half: 4-6 66.7% 2nd Half: 10-13 76.9% Game: 73.7%

Officials: William Humes, Nathan Quick, Mark Lindsay
Technical fouls: Northeastern-None. William and Mary-None.
Attendance: 1764

Score by Periods table with columns for 1st, 2nd, Total and rows for Northeastern and William and Mary.

GAME 15
VCU 88, W&M 77
JANUARY 10, 2007

Table with columns for player name, fg, fga, 3-pt, fga, ft, fta, of, de, tot, pf, tp, a, to, blk, s, min. Rows include VCU players and team totals.

TOTAL FG% 1st Half: 14-23 60.9% 2nd Half: 11-19 57.9% Game: 59.5%
3-Pt. FG% 1st Half: 3-7 42.9% 2nd Half: 4-7 57.1% Game: 50.0%
F Throw % 1st Half: 8-10 80.0% 2nd Half: 23-27 85.2% Game: 83.8%

Table with columns for player name, fg, fga, 3-pt, fga, ft, fta, of, de, tot, pf, tp, a, to, blk, s, min. Rows include W&M players and team totals.

TOTAL FG% 1st Half: 12-25 48.0% 2nd Half: 9-24 37.5% Game: 42.9%
3-Pt. FG% 1st Half: 3-12 25.0% 2nd Half: 5-9 55.6% Game: 38.1%
F Throw % 1st Half: 2-4 50.0% 2nd Half: 26-30 83.3% Game: 79.4%

Officials: Steve Gordon, Mark Schnur, Ron Tyburski
Technical fouls: VCU-TEAM. William and Mary-None.
Attendance: 2412

Score by Periods table with columns for 1st, 2nd, Total and rows for VCU and William and Mary.

GAME 14
W&M 57, GEORGIA STATE 43
JANUARY 8, 2007

Table with columns for player name, fg, fga, 3-pt, fga, ft, fta, of, de, tot, pf, tp, a, to, blk, s, min. Rows include W&M players and team totals.

TOTAL FG% 1st Half: 9-24 37.5% 2nd Half: 14-24 58.3% Game: 47.9%
3-Pt. FG% 1st Half: 3-15 20.0% 2nd Half: 5-8 62.5% Game: 34.8%
F Throw % 1st Half: 1-2 50.0% 2nd Half: 2-5 40.0% Game: 42.9%

Table with columns for player name, fg, fga, 3-pt, fga, ft, fta, of, de, tot, pf, tp, a, to, blk, s, min. Rows include Georgia State players and team totals.

TOTAL FG% 1st Half: 7-29 24.1% 2nd Half: 9-20 45.0% Game: 32.7%
3-Pt. FG% 1st Half: 2-9 22.2% 2nd Half: 2-6 33.3% Game: 26.7%
F Throw % 1st Half: 2-3 66.7% 2nd Half: 5-8 62.5% Game: 63.6%

Officials: Mike Wood, Ray Natili, James Barker
Technical fouls: William & Mary-None. Georgia State-None.
Attendance: 717

Score by Periods table with columns for 1st, 2nd, Total and rows for William & Mary and Georgia State.

GAME 16
DELAWARE 77, W&M 62
JANUARY 13, 2007

Table with columns for player name, fg, fga, 3-pt, fga, ft, fta, of, de, tot, pf, tp, a, to, blk, s, min. Rows include Delaware players and team totals.

TOTAL FG% 1st Half: 9-28 32.1% 2nd Half: 13-30 43.3% Game: 37.9%
3-Pt. FG% 1st Half: 0-11 0.0% 2nd Half: 2-11 18.2% Game: 9.1%
F Throw % 1st Half: 7-9 77.8% 2nd Half: 9-11 81.8% Game: 80.0%

Table with columns for player name, fg, fga, 3-pt, fga, ft, fta, of, de, tot, pf, tp, a, to, blk, s, min. Rows include W&M players and team totals.

TOTAL FG% 1st Half: 13-26 50.0% 2nd Half: 10-16 62.5% Game: 54.8%
3-Pt. FG% 1st Half: 9-19 47.4% 2nd Half: 3-6 50.0% Game: 48.0%
F Throw % 1st Half: 3-5 60.0% 2nd Half: 16-20 80.0% Game: 76.0%

Officials: Charles Robinson, Tony Dawkins, Mark Lindsay
Technical fouls: William and Mary-None. Delaware-None.
Attendance: 2906

Score by Periods table with columns for 1st, 2nd, Total and rows for William and Mary and Delaware.

GAME 25 W&M 61, UNC WILMINGTON 55 FEBRUARY 10, 2007

W&M	tot-fg		3-pt		rebounds					pf	tp	a	to	blk	s	min
	fg	fga	fg	fga	ft	fta	of	de	tot							
13 Kisielius f	3	11	0	3	0	0	1	3	4	3	6	1	0	0	0	30
15 Stein f	2	4	0	2	2	4	1	4	5	2	6	0	4	1	0	29
02 Schneider g	3	9	1	5	0	0	1	4	5	1	7	3	1	0	0	33
11 Mann g	9	14	4	8	3	3	0	4	4	1	25	2	3	0	1	31
24 Payton g	1	4	0	0	2	2	1	6	7	0	4	2	3	0	1	29
00 Hess	0	0	0	0	0	0	0	0	0	1	0	1	0	0	0	2
03 Trumbower	0	0	0	0	2	2	1	1	2	0	2	0	0	0	0	8
04 Smith	3	4	0	0	1	1	1	2	3	3	7	0	3	0	0	15
20 Carrabine	1	2	0	0	1	2	1	4	5	0	3	0	0	0	0	16
25 Stratton	0	0	0	0	1	2	0	0	0	2	1	1	0	0	0	7
Team Totals	22	48	5	18	12	16	7	28	35	13	61	10	15	1	2	200

TOTAL FG% 1st Half: 12-26 46.2% 2nd Half: 10-22 45.5% Game: 45.8%
 3-Pt. FG% 1st Half: 1-10 10.0% 2nd Half: 4-8 50.0% Game: 27.8%
 F Throw % 1st Half: 2-3 66.7% 2nd Half: 10-13 76.9% Game: 75.0%

UNCW	tot-fg		3-pt		rebounds					pf	tp	a	to	blk	s	min
	fg	fga	fg	fga	ft	fta	of	de	tot							
01 Downey f	5	16	4	10	1	3	2	2	4	2	15	0	2	0	3	32
31 Grikovic f	0	2	0	1	2	2	1	1	2	0	2	0	0	0	0	15
41 Hemdley c	5	9	1	2	1	2	4	2	6	4	12	2	2	0	2	26
04 Fountain g	2	8	0	4	0	0	0	4	4	0	4	4	1	0	1	25
22 Soyeloo g	1	5	0	2	0	0	0	3	3	4	2	2	3	0	1	22
12 Sheets	0	2	0	1	0	0	0	3	3	0	0	0	0	0	0	10
23 Jeralds	1	1	0	0	0	1	0	1	1	1	2	1	0	0	0	15
24 Horowitz	1	5	0	2	0	0	1	3	4	2	2	2	0	0	0	17
30 Felder	1	2	1	1	1	2	0	0	0	1	4	0	0	0	0	16
32 Kuljanin	5	11	0	0	2	5	6	3	9	2	12	0	1	1	1	22
TEAM Totals	21	61	6	23	7	15	15	22	37	16	55	11	9	1	8	200

TOTAL FG% 1st Half: 11-29 37.9% 2nd Half: 10-32 31.3% Game: 34.4%
 3-Pt. FG% 1st Half: 5-14 35.7% 2nd Half: 1-9 11.1% Game: 26.1%
 F Throw % 1st Half: 2-4 50.0% 2nd Half: 5-11 45.5% Game: 46.7%

Officials: Jim Bruno, Manny Upton, John Corio
 Technical fouls: William & Mary-None. UNC Wilmington-None.
 Attendance: 5664

Score by Periods	1st	2nd	Total
William & Mary	27	34	61
UNC Wilmington	29	26	55

GAME 26 W&M 60, DREXEL 47 FEBRUARY 14, 2007

Drexel	tot-fg		3-pt		rebounds					pf	tp	a	to	blk	s	min
	fg	fga	fg	fga	ft	fta	of	de	tot							
20 Crawford f	4	9	0	0	2	4	1	8	9	4	10	3	4	2	0	37
15 Elegar c	8	19	0	0	2	5	5	4	9	2	18	0	1	1	1	31
03 Rodgers g	2	5	1	2	0	0	2	3	5	3	5	1	2	0	2	30
05 Mason g	3	10	0	2	2	3	0	3	3	5	8	0	2	0	3	37
23 Mejia g	2	7	0	4	0	0	0	2	2	1	4	2	1	0	0	29
00 Hawthorne	1	6	0	2	0	0	1	0	1	2	2	2	0	0	0	23
25 Oveneke	0	4	0	1	0	0	1	1	2	3	0	0	0	1	1	13
TEAM Totals	20	60	1	11	6	12	10	24	34	20	47	8	10	4	7	200

TOTAL FG% 1st Half: 8-25 32.0% 2nd Half: 12-35 34.3% Game: 33.3%
 3-Pt. FG% 1st Half: 0-5 0.0% 2nd Half: 1-6 16.7% Game: 9.1%
 F Throw % 1st Half: 1-2 50.0% 2nd Half: 5-10 50.0% Game: 50.0%

W&M	tot-fg		3-pt		rebounds					pf	tp	a	to	blk	s	min
	fg	fga	fg	fga	ft	fta	of	de	tot							
13 Kisielius f	6	10	1	1	4	4	2	6	8	4	17	2	3	0	0	29
15 Stein f	2	9	0	2	0	2	1	6	7	3	4	1	2	2	2	23
02 Schneider g	1	5	0	2	5	6	1	4	5	2	7	0	3	0	1	30
11 Mann g	4	7	3	5	1	2	0	4	4	1	12	0	2	0	0	29
24 Payton g	3	12	0	1	7	8	1	2	3	1	13	4	2	1	0	33
00 Hess	0	0	0	0	0	0	0	3	3	1	0	1	0	1	0	10
03 Trumbower	0	0	0	0	0	0	1	0	1	0	0	0	0	0	0	13
04 Smith	0	2	0	0	3	6	3	2	5	2	3	1	2	3	1	15
20 Carrabine	2	3	0	0	0	1	1	2	3	1	4	2	0	0	1	15
25 Stratton	0	0	0	0	0	0	0	0	0	0	0	0	0	0	0	3
TEAM Totals	18	48	4	11	20	29	11	32	43	15	60	11	14	7	5	200

TOTAL FG% 1st Half: 8-24 33.3% 2nd Half: 10-24 41.7% Game: 37.5%
 3-Pt. FG% 1st Half: 2-7 28.6% 2nd Half: 2-4 50.0% Game: 36.4%
 F Throw % 1st Half: 4-6 66.7% 2nd Half: 16-23 69.6% Game: 69.0%

Officials: Ray Natili, Joey Caruthers, Charles Robinson
 Technical fouls: Drexel-TEAM. William and Mary-None.
 Attendance: 2011

Score by Periods	1st	2nd	Total
Drexel	17	30	47
William and Mary	22	38	60

2006-07 William and Mary Basketball
William and Mary Season Schedule/Results & Leaders (as of Feb 14, 2007)
All games

RECORD:	OVERALL	HOME	AWAY	NEUTRAL
ALL GAMES.....	(15-11)	(11-4)	(4-7)	(0-0)
CONFERENCE.....	(8-8)	(4-4)	(4-4)	(0-0)
NON-CONFERENCE.....	(7-3)	(7-0)	(0-3)	(0-0)

DATE	TIME	OPPONENT	SCORE	ATTEND	HIGH POINTS	HIGH REBOUNDS
11/11/06	1:00 PM	at Kansas State	60-70 L	11390	(18)Schneider, David	(9)Schneider, David
11/20/06	7:00 PM	WAGNER	W 77-53	3197	(18)Kisielius, Laimis	(8)Payton, Adam
11/25/06	2:00 PM	at Holy Cross	57-66 L	2103	(15)Payton, Adam	(6)Mann, Nathan (6)Cofield, Corey
11/28/06	7:00 pm	at Navy	63-79 L	1285	(12)Trumbower, Adam (12)Payton, Adam	(6)Trumbower, Adam
12/01/06	8:30 PM	JACKSONVILLE STATE	W 59-56	2684	(20)Kisielius, Laimis	(6)Kisielius, Laimis (6)Stein, Peter
12/02/06	8:30 PM	CORNELL	WOT 73-68	2118	(21)Kisielius, Laimis	(6)Kisielius, Laimis
12/05/06	8:07 PM	* TOWSON	60-73 L	2073	(18)Schneider, David	(4)Trumbower, Adam (4)Stein, Peter (4)Payton, Adam
12/08/06	7:00 PM	NORTH FLORIDA	W 61-44	2135	(13)Mann, Nathan	(9)Mann, Nathan
12/22/06	7:00 PM	UMBC	W 70-58	1421	(19)Kisielius, Laimis	(5)Smith, Alex
12/28/06	7:00 PM	HAMPTON	W 72-67	2107	(18)Kisielius, Laimis	(3)Smith, Alex (3)Schneider, David (3)Mann, Nathan
12/31/06	2:00 PM	RICHMOND	W 61-53	1922	(13)Payton, Adam	(8)Mann, Nathan (8)Stein, Peter (8)Kisielius, Laimis
1/3/07	7:00 PM	* at George Mason	W 67-63	4409	(14)Mann, Nathan	(9)Payton, Adam
1/6/07	12:06 PM	* NORTHEASTERN	W 60-57	1764	(15)Payton, Adam	(8)Schneider, David
1/8/07	6:00 PM	* at Georgia State	W 57-43	717	(12)Kisielius, Laimis	(7)Stein, Peter
1/10/07	7:00 PM	* VCU	77-88 L	2412	(26)Payton, Adam	(5)Payton, Adam (5)Mann, Nathan (5)Smith, Alex
1/13/07	7:00 p.m.	* at Delaware	62-77 L	2906	(19)Payton, Adam	(9)Smith, Alex
1/16/07	7:04 PM	* GEORGE MASON	63-76 L	2729	(17)Kisielius, Laimis	(7)Schneider, David
1/20/07	4:00 PM	* at Hofstra	69-77 L	3721	(23)Payton, Adam	(6)Kisielius, Laimis (6)Smith, Alex
1/24/07	7:00 PM	* at Old Dominion University	44-59 L	6572	(15)Payton, Adam	(6)Payton, Adam
1/27/07	7:00 PM	* GEORGIA STATE	W 81-65	3156	(17)Payton, Adam (17)Kisielius, Laimis	(4)Stein, Peter (4)Schneider, David
1/29/07	7:30 PM	* at VCU	68-90 L	6228	(22)Kisielius, Laimis	(4)Kisielius, Laimis
1/31/07	7:00 PM	* JAMES MADISON	W 65-62	2534	(21)Mann, Nathan	(6)Smith, Alex
2/3/07	7 PM	* UNC WILMINGTON	61-67 L	2820	(24)Payton, Adam	(5)Payton, Adam
2/7/07	7:00 PM	* at James Madison	W 71-56	3213	(18)Payton, Adam	(6)Payton, Adam (6)Mann, Nathan
2/10/07	7:00 PM	* at UNC Wilmington	W 61-55	5664	(25)Mann, Nathan	(7)Payton, Adam
2/14/07	7:00 PM	* DREXEL	W 60-47	2011	(17)Kisielius, Laimis	(8)Kisielius, Laimis

* = Conference game

ATTENDANCE SUMMARY	GAMES	TOTALS	AVG/GAME
HOME.....	15	35083	2339
AWAY.....	11	48208	4383
NEUTRAL.....	0	0	0
TOTAL.....	26	83291	3204

2006-07 William and Mary Basketball
William and Mary Combined Team Statistics (as of Feb 14, 2007)
All games

RECORD:	OVERALL	HOME	AWAY	NEUTRAL
ALL GAMES.....	(15-11)	(11-4)	(4-7)	(0-0)
CONFERENCE.....	(8-8)	(4-4)	(4-4)	(0-0)
NON-CONFERENCE.....	(7-3)	(7-0)	(0-3)	(0-0)

## Player	GP-GS	Min--Avg	---TOTAL---			---3-PTS---			---REBOUNDS---				PF	FO	A	TO	Blk	Stl	Pts	Avg	
			FG-FGA	Pct	3FG-FGA	Pct	FT-FTA	Pct	Off	Def	Tot	Avg									
24 Payton, Adam.....	26-24	814	31.3	115-251	.458	19-57	.333	103-119	.866	40	68	108	4.2	41	1	47	62	2	40	352	13.5
13 Kisielius, Laimis..	25-24	727	29.1	100-209	.478	33-78	.423	65-88	.739	33	62	95	3.8	58	1	61	59	10	15	298	11.9
11 Mann, Nathan.....	26-23	726	27.9	83-211	.393	46-140	.329	26-32	.813	10	77	87	3.3	46	2	54	39	2	17	238	9.2
02 Schneider, David...	23-22	718	31.2	56-170	.329	38-128	.297	49-73	.671	18	65	83	3.6	56	0	65	44	0	24	199	8.7
15 Stein, Peter.....	26-23	552	21.2	60-103	.583	8-20	.400	20-38	.526	26	61	87	3.3	71	2	31	44	12	10	148	5.7
04 Smith, Alex.....	26-3	378	14.5	53-99	.535	2-7	.286	32-48	.667	42	46	88	3.4	53	1	8	32	7	7	140	5.4
20 Kyle Carrabine.....	26-2	341	13.1	32-81	.395	18-57	.316	9-19	.474	8	34	42	1.6	12	0	11	11	1	5	91	3.5
45 Cofield, Corey.....	12-2	122	10.2	16-39	.410	0-0	.000	9-15	.600	8	19	27	2.3	13	0	5	17	1	4	41	3.4
22 Sumner, Danny.....	17-1	125	7.4	16-48	.333	2-15	.133	4-13	.308	11	6	17	1.0	4	0	3	10	1	6	38	2.2
03 Trumbower, Adam....	26-4	305	11.7	14-37	.378	6-21	.286	21-25	.840	12	30	42	1.6	28	0	29	17	0	8	55	2.1
23 Darnell, Chris.....	24-2	247	10.3	17-45	.378	4-13	.308	8-18	.444	11	32	43	1.8	29	0	17	17	5	3	46	1.9
00 Hess, Steven.....	19-0	122	6.4	9-16	.563	0-0	.000	6-13	.462	4	15	19	1.0	25	1	5	9	6	2	24	1.3
25 Stratton, Chris....	8-0	44	5.5	4-5	.800	0-0	.000	1-3	.333	1	3	4	0.5	7	0	1	2	1	1	9	1.1
12 Barnett, Marcus....	5-0	5	1.0	0-1	.000	0-0	.000	0-1	.000	0	1	1	0.2	1	0	0	2	1	0	0	0.0
Team.....										34	59	93	3.6	0		3					
Total.....	26	5226		575-1315	.437	176-536	.328	353-505	.699	258	578	836	32.2	444	8	337	368	49	142	1679	64.6
Opponents.....	26	5226		594-1377	.431	159-523	.304	322-473	.681	275	558	833	32.0	469	10	326	335	65	178	1669	64.2

TEAM STATISTICS	W&M	OPP	DATE	OPPONENT	W/L	SCORE	ATTEND
SCORING.....	1679	1669	11/11/06	at Kansas State	L	60-70	11390
Points per game.....	64.6	64.2	11/20/06	WAGNER	W	77-53	3197
Scoring margin.....	+0.4	-	11/25/06	at Holy Cross	L	57-66	2103
FIELD GOALS-ATT.....	575-1315	594-1377	11/28/06	at Navy	L	63-79	1285
Field goal pct.....	.437	.431	12/01/06	JACKSONVILLE STATE	W	59-56	2684
3 POINT FG-ATT.....	176-536	159-523	12/02/06	CORNELL	W OT	73-68	2118
3-point FG pct.....	.328	.304	*12/05/06	TOWSON	L	60-73	2073
3-pt FG made per game..	6.8	6.1	12/08/06	NORTH FLORIDA	W	61-44	2135
FREE THROWS-ATT.....	353-505	322-473	12/22/06	UMBC	W	70-58	1421
Free throw pct.....	.699	.681	12/28/06	HAMPTON	W	72-67	2107
REBOUNDS.....	836	833	12/31/06	RICHMOND	W	61-53	1922
Rebounds per game.....	32.2	32.0	*1/3/07	at George Mason	W	67-63	4409
Rebounding margin.....	+0.1	-	*1/6/07	NORTHEASTERN	W	60-57	1764
ASSISTS.....	337	326	*1/8/07	at Georgia State	W	57-43	717
Assists per game.....	13.0	12.5	*1/10/07	VCU	L	77-88	2412
TURNOVERS.....	368	335	*1/13/07	at Delaware	L	62-77	2906
Turnovers per game.....	14.2	12.9	*1/16/07	GEORGE MASON	L	63-76	2729
Turnover margin.....	-1.3	-	*1/20/07	at Hofstra	L	69-77	3721
Assist/turnover ratio..	0.9	1.0	*1/24/07	at Old Dominion University	L	44-59	6572
STEALS.....	142	178	*1/27/07	GEORGIA STATE	W	81-65	3156
Steals per game.....	5.5	6.8	*1/29/07	at VCU	L	68-90	6228
BLOCKS.....	49	65	*1/31/07	JAMES MADISON	W	65-62	2534
Blocks per game.....	1.9	2.5	*2/3/07	UNC WILMINGTON	L	61-67	2820
WINNING STREAK.....	3	-	*2/7/07	at James Madison	W	71-56	3213
Home win streak.....	1	-	*2/10/07	at UNC Wilmington	W	61-55	5664
ATTENDANCE.....	35083	48208	*2/14/07	DREXEL	W	60-47	2011
Home games-Avg/Game....	15-2339	11-4383	* = Conference game				
Neutral site-Avg/Game..	-	0-0					

SCORE BY PERIODS:	1st	2nd	OT	Total
William and Mary.....	743	925	11	1679
Opponents.....	759	904	6	1669

2006-07 WILLIAM and MARY Basketball
 WILLIAM and MARY Team Game-by-Game Comparison (as of Feb 14, 2007)
 All games

Opponent	1st	2nd	Score	Mar	Total FG	FG Pct	3-Pointers	3FG Pct	Free Throws	FT Pct	Rebounds	Assist	Tower	Block	Steal	Fouls	
Kansas State.....	27/34	33/36	60-70	(10)	21-53/24-80	.396/.300	8-21/ 6-29	.381/.207	10-18/16-27	.556/.593	37/59	(22)	16/16	19/9	1/8	6/8	24/18
MAGNER.....	31/20	46/33	77-53	+24	32-64/17-52	.500/.327	7-19/ 8-31	.368/.258	6-12/11-23	.500/.478	42/38	+4	16/10	13/19	4/1	8/3	25/17
Holy Cross.....	26/34	31/32	57-66	(9)	22-56/22-60	.393/.367	5-17/ 5-25	.294/.200	8-14/17-23	.571/.739	32/43	(11)	11/14	15/13	2/5	4/12	20/18
Navy.....	28/38	35/41	63-79	(16)	22-55/27-44	.400/.614	4-21/ 9-14	.190/.643	15-20/16-23	.750/.696	30/28	+2	11/20	18/17	2/1	6/11	13/19
JACKSONVILLE STATE.....	27/20	32/36	59-56	+3	20-49/25-62	.408/.403	2-11/ 3-19	.182/.158	17-33/ 3-8	.515/.375	47/30	+17	11/12	28/19	2/4	9/14	11/25
CORNELL.....	25/30	37/32	73-68	+5	24-56/26-53	.429/.491	9-24/ 7-19	.375/.368	16-24/ 9-11	.667/.818	33/29	+4	16/17	13/16	3/4	7/5	15/24
TOWSON.....	25/42	35/31	60-73	(13)	19-54/26-49	.352/.531	8-29/ 5-20	.276/.250	14-18/16-20	.778/.800	26/37	(11)	16/17	8/13	0/1	4/7	19/14
NORTH FLORIDA.....	21/18	40/26	61-44	+17	20-47/18-54	.426/.333	5-20/ 5-17	.250/.294	16-25/ 3-8	.640/.375	35/33	+2	14/7	11/15	4/4	12/0	12/16
UMBC.....	42/25	28/33	70-58	+12	21-42/21-45	.500/.467	7-15/ 3-14	.467/.214	21-22/13-15	.955/.867	23/24	(1)	11/6	9/12	2/0	3/5	13/15
HAMPTON.....	30/27	42/40	72-67	+5	21-41/21-47	.512/.447	9-20/ 6-20	.450/.300	21-29/19-31	.724/.613	25/29	(4)	13/4	24/21	2/0	3/11	21/24
RICHMOND.....	27/13	34/40	61-53	+8	20-42/21-57	.476/.368	7-20/ 6-30	.350/.200	14-25/ 5-9	.560/.556	40/26	+14	12/9	16/9	2/1	4/6	14/22
George Mason.....	31/33	36/30	67-63	+4	24-56/22-48	.429/.458	7-23/ 6-23	.304/.261	12-14/13-16	.857/.813	36/24	+12	16/18	12/12	0/2	4/5	16/15
NORTHEASTERN.....	26/27	34/30	60-57	+3	19-49/19-51	.388/.373	8-22/ 8-24	.364/.333	14-19/11-12	.737/.917	35/28	+7	11/11	11/11	3/2	7/4	11/14
Georgia State.....	22/18	35/25	57-43	+14	23-48/16-49	.479/.327	8-23/ 4-15	.348/.267	3-7 / 7-11	.429/.636	34/26	+8	14/12	15/12	1/2	6/7	15/13
VCU.....	29/39	48/49	77-88	(11)	21-49/25-42	.429/.595	8-21/ 7-14	.381/.500	27-34/31-37	.794/.838	27/26	+1	10/12	16/13	0/1	7/9	24/25
Delaware.....	25/38	37/39	62-77	(15)	22-58/23-42	.379/.548	2-22/12-25	.091/.480	16-20/19-25	.800/.760	32/27	+5	9/15	12/13	0/3	5/4	22/17
GEORGE MASON.....	32/39	31/37	63-76	(13)	23-47/28-52	.489/.538	9-25/11-23	.360/.478	8-10/ 9-16	.800/.563	29/24	+5	14/16	12/4	0/0	1/7	16/16
Hofstra.....	35/44	34/33	69-77	(8)	24-58/27-57	.414/.474	6-24/ 4-18	.250/.222	15-17/19-27	.882/.704	29/41	(12)	15/10	12/12	1/3	5/6	24/18
Old Dominion University.....	27/14	17/45	44-59	(15)	14-44/21-57	.318/.368	7-23/ 4-19	.304/.211	9-15/13-15	.600/.867	28/40	(12)	9/15	16/8	3/4	5/6	19/17
GEORGIA STATE.....	34/28	47/37	81-65	+16	28-46/24-47	.609/.511	12-25/ 6-19	.480/.316	13-17/11-14	.765/.786	24/21	+3	18/13	12/16	3/3	7/5	13/15
VCU.....	35/47	33/43	68-90	(22)	25-52/34-61	.481/.557	6-17/12-24	.353/.500	12-14/10-15	.857/.667	25/31	(6)	11/19	16/9	0/4	4/9	14/17
JAMES MADISON.....	32/26	33/36	65-62	+3	23-49/24-55	.469/.436	8-19/ 6-19	.421/.316	11-16/ 8-11	.688/.727	30/32	(2)	16/10	10/12	3/1	5/7	12/15
UNC WILMINGTON.....	29/37	32/30	61-67	(6)	20-54/24-42	.370/.571	7-27/ 6-13	.259/.462	14-20/13-21	.700/.619	27/32	(5)	11/16	7/15	2/4	7/3	19/16
James Madison.....	28/22	43/34	71-56	+15	27-50/18-50	.540/.360	8-19/ 3-15	.421/.200	9-17/17-28	.529/.607	32/34	(2)	15/8	14/16	1/2	6/9	24/23
UNC Wilmington.....	27/29	34/26	61-55	+6	22-48/21-61	.458/.344	5-18/ 6-23	.278/.261	12-16/ 7-15	.750/.467	35/37	(2)	10/11	15/9	1/1	2/8	13/16
DREXEL.....	22/17	38/30	60-47	+13	18-48/20-60	.375/.333	4-11/ 1-11	.364/.091	20-29/ 6-12	.690/.500	43/34	+9	11/8	14/10	7/4	5/7	15/20

Note: Game totals are displayed in the format TEAM/OPPONENT for each category

2006-07 William and Mary Basketball
William and Mary Season Schedule/Results & Leaders (as of Feb 14, 2007)
Conference games

RECORD:	OVERALL	HOME	AWAY	NEUTRAL
ALL GAMES.....	(8-8)	(4-4)	(4-4)	(0-0)
CONFERENCE.....	(8-8)	(4-4)	(4-4)	(0-0)
NON-CONFERENCE.....	(0-0)	(0-0)	(0-0)	(0-0)

DATE	TIME	OPPONENT	SCORE	ATTEND	HIGH POINTS	HIGH REBOUNDS
12/05/06	8:07 PM	* TOWSON	60-73 L	2073	(18)Schneider, David	(4)Trumbower, Adam (4)Stein, Peter (4)Payton, Adam
1/3/07	7:00 PM	* at George Mason	W 67-63	4409	(14)Mann, Nathan	(9)Payton, Adam
1/6/07	12:06 PM	* NORTHEASTERN	W 60-57	1764	(15)Payton, Adam	(8)Schneider, David
1/8/07	6:00 PM	* at Georgia State	W 57-43	717	(12)Kisielius, Laimis	(7)Stein, Peter
1/10/07	7:00 PM	* VCU	77-88 L	2412	(26)Payton, Adam	(5)Payton, Adam (5)Mann, Nathan (5)Smith, Alex
1/13/07	7:00 p.m.	* at Delaware	62-77 L	2906	(19)Payton, Adam	(9)Smith, Alex
1/16/07	7:04 PM	* GEORGE MASON	63-76 L	2729	(17)Kisielius, Laimis	(7)Schneider, David
1/20/07	4:00 PM	* at Hofstra	69-77 L	3721	(23)Payton, Adam	(6)Kisielius, Laimis (6)Smith, Alex
1/24/07	7:00 PM	* at Old Dominion University	44-59 L	6572	(15)Payton, Adam	(6)Payton, Adam
1/27/07	7:00 PM	* GEORGIA STATE	W 81-65	3156	(17)Payton, Adam (17)Kisielius, Laimis	(4)Stein, Peter (4)Schneider, David
1/29/07	7:30 PM	* at VCU	68-90 L	6228	(22)Kisielius, Laimis	(4)Kisielius, Laimis
1/31/07	7:00 PM	* JAMES MADISON	W 65-62	2534	(21)Mann, Nathan	(6)Smith, Alex
2/3/07	7 PM	* UNC WILMINGTON	61-67 L	2820	(24)Payton, Adam	(5)Payton, Adam
2/7/07	7:00 PM	* at James Madison	W 71-56	3213	(18)Payton, Adam	(6)Payton, Adam (6)Mann, Nathan
2/10/07	7:00 PM	* at UNC Wilmington	W 61-55	5664	(25)Mann, Nathan	(7)Payton, Adam
2/14/07	7:00 PM	* DREXEL	W 60-47	2011	(17)Kisielius, Laimis	(8)Kisielius, Laimis

* = Conference game

ATTENDANCE SUMMARY	GAMES	TOTALS	AVG/GAME
HOME.....	8	19499	2437
AWAY.....	8	33430	4179
NEUTRAL.....	0	0	0
TOTAL.....	16	52929	3308

2006-07 William and Mary Basketball
William and Mary Combined Team Statistics (as of Feb 14, 2007)
Conference games

RECORD:	OVERALL	HOME	AWAY	NEUTRAL
ALL GAMES.....	(8-8)	(4-4)	(4-4)	(0-0)
CONFERENCE.....	(8-8)	(4-4)	(4-4)	(0-0)
NON-CONFERENCE.....	(0-0)	(0-0)	(0-0)	(0-0)

## Player	GP-GS	---TOTAL---		---3-PTS---		---REBOUNDS---				PF FO		A TO		Blk	Stl	Pts	Avg				
		Min--Avg	FG-FGA	Pct	3FG-FGA	Pct	FT-FTA	Pct	Off	Def	Tot	Avg									
24 Payton, Adam.....	16-15	516	32.2	79-166	.476	11-35	.314	72-82	.878	27	42	69	4.3	27	1	30	37	1	25	241	15.1
13 Kisielius, Laimis..	15-15	417	27.8	54-136	.397	17-49	.347	27-36	.750	18	40	58	3.9	41	1	41	30	3	5	152	10.1
11 Mann, Nathan.....	16-14	456	28.5	56-132	.424	35-93	.376	15-18	.833	5	41	46	2.9	26	1	32	25	1	13	162	10.1
02 Schneider, David...	16-15	500	31.3	39-121	.322	25-91	.275	30-45	.667	16	45	61	3.8	37	0	41	27	0	12	133	8.3
15 Stein, Peter.....	16-15	362	22.6	44-79	.557	8-18	.444	10-17	.588	11	41	52	3.3	46	2	20	26	9	7	106	6.6
04 Smith, Alex.....	16-2	225	14.1	29-52	.558	2-5	.400	24-32	.750	30	26	56	3.5	31	0	6	20	3	3	84	5.3
20 Carrabine, Kyle....	16-1	226	14.1	17-49	.347	8-32	.250	6-14	.429	5	25	30	1.9	9	0	9	7	1	4	48	3.0
45 Cofield, Corey.....	5-0	32	6.4	3-3	1.000	0-0	.000	7-9	.778	3	4	7	1.4	4	0	1	2	0	0	13	2.6
23 Darnell, Chris.....	14-0	143	10.2	11-27	.407	2-10	.200	7-13	.538	7	17	24	1.7	18	0	7	6	2	1	31	2.2
22 Sumner, Danny.....	10-0	49	4.9	7-16	.438	0-3	.000	4-6	.667	3	4	7	0.7	3	0	1	5	0	3	18	1.8
03 Trumbower, Adam....	16-3	168	10.5	6-19	.316	5-12	.417	6-8	.750	7	14	21	1.3	12	0	13	5	0	4	23	1.4
25 Stratton, Chris....	6-0	41	6.8	3-4	.750	0-0	.000	1-3	.333	0	3	3	0.5	7	0	1	2	1	1	7	1.2
00 Hess, Steven.....	11-0	64	5.8	4-5	.800	0-0	.000	0-0	.000	1	8	9	0.8	15	1	4	5	4	2	8	0.7
12 Barnett, Marcus....	3-0	2	0.7	0-1	.000	0-0	.000	0-0	.000	0	0	0	0.0	0	0	0	2	0	0	0	0.0
Team.....										14	35	49	3.1	0		3					

Total.....	16	3201	352-810	.435	113-348	.325	209-283	.739	147	345	492	30.8	276	6	206	202	25	80	1026	64.1
Opponents.....	16	3201	372-823	.452	101-305	.331	210-295	.712	149	345	494	30.9	271	3	211	185	37	103	1055	65.9

TEAM STATISTICS	W&M	OPP	DATE	OPPONENT	W/L	SCORE	ATTEND
SCORING.....	1026	1055	*12/05/06	TOWSON	L	60-73	2073
Points per game.....	64.1	65.9	*1/3/07	at George Mason	W	67-63	4409
Scoring margin.....	-1.8	-	*1/6/07	NORTHEASTERN	W	60-57	1764
FIELD GOALS-ATT.....	352-810	372-823	*1/8/07	at Georgia State	W	57-43	717
Field goal pct.....	.435	.452	*1/10/07	VCU	L	77-88	2412
3 POINT FG-ATT.....	113-348	101-305	*1/13/07	at Delaware	L	62-77	2906
3-point FG pct.....	.325	.331	*1/16/07	GEORGE MASON	L	63-76	2729
3-pt FG made per game..	7.1	6.3	*1/20/07	at Hofstra	L	69-77	3721
FREE THROWS-ATT.....	209-283	210-295	*1/24/07	at Old Dominion University	L	44-59	6572
Free throw pct.....	.739	.712	*1/27/07	GEORGIA STATE	W	81-65	3156
REBOUNDS.....	492	494	*1/29/07	at VCU	L	68-90	6228
Rebounds per game.....	30.8	30.9	*1/31/07	JAMES MADISON	W	65-62	2534
Rebounding margin.....	-0.1	-	*2/3/07	UNC WILMINGTON	L	61-67	2820
ASSISTS.....	206	211	*2/7/07	at James Madison	W	71-56	3213
Assists per game.....	12.9	13.2	*2/10/07	at UNC Wilmington	W	61-55	5664
TURNOVERS.....	202	185	*2/14/07	DREXEL	W	60-47	2011
Turnovers per game....	12.6	11.6	* = Conference game				
Turnover margin.....	-1.1	-					
Assist/turnover ratio..	1.0	1.1					
STEALS.....	80	103					
Steals per game.....	5.0	6.4					
BLOCKS.....	25	37					
Blocks per game.....	1.6	2.3					
WINNING STREAK.....	3	-					
Home win streak.....	1	-					
ATTENDANCE.....	19499	33430					
Home games-Avg/Game....	8-2437	8-4179					
Neutral site-Avg/Game..	-	0-0					

SCORE BY PERIODS:	1st	2nd	Total
William and Mary.....	459	567	- 1026
Opponents.....	500	555	- 1055

2006-07 WILLIAM and MARY Basketball
 WILLIAM and MARY Team Game-by-Game Comparison (as of Feb 14, 2007)
 Conference games

Opponent	1st	2nd	Score	Mar	Total FG	FG Pct	3-Pointers	3FG Pct	Free Throws	FT Pct	Rebounds	Assist	TOver	Block	Steal	Fouls	
TOWSON.....	25/42	35/31	60-73	(13)	19-54/26-49	.352/.531	8-29/5-20	.276/.250	14-18/16-20	.778/.800	26/37	(11)	16/17	8/13	0/1	4/7	19/14
George Mason.....	31/33	36/30	67-63	+4	24-56/22-48	.429/.458	7-23/6-23	.304/.261	12-14/13-16	.857/.813	36/24	+12	16/18	12/12	0/2	4/5	16/15
NORTHEASTERN.....	26/27	34/30	60-57	+3	19-49/19-51	.388/.373	8-22/8-24	.364/.333	14-19/11-12	.737/.917	35/28	+7	11/11	11/11	3/2	7/4	11/14
Georgia State.....	22/18	35/25	57-43	+14	23-48/16-49	.479/.327	8-23/4-15	.348/.267	3-7/7-11	.429/.636	34/26	+8	14/12	15/12	1/2	6/7	15/13
VCU.....	29/39	48/49	77-88	(11)	21-49/25-42	.429/.595	8-21/7-14	.381/.500	27-34/31-37	.794/.838	27/26	+1	10/12	16/13	0/1	7/9	24/25
Delaware.....	25/38	37/39	62-77	(15)	22-58/23-42	.379/.548	2-22/12-25	.091/.480	16-20/19-25	.800/.760	32/27	+5	9/15	12/13	0/3	5/4	22/17
GEORGE MASON.....	32/39	31/37	63-76	(13)	23-47/28-52	.489/.538	9-25/11-23	.360/.478	8-10/9-16	.800/.563	29/24	+5	14/16	12/4	0/0	1/7	16/16
Hofstra.....	35/44	34/33	69-77	(8)	24-58/27-57	.414/.474	6-24/4-18	.250/.222	15-17/13-15	.882/.704	29/41	(12)	15/10	12/12	1/3	5/6	24/18
Old Dominion University.....	27/14	17/45	44-59	(15)	14-44/21-57	.318/.368	7-23/4-19	.304/.211	9-15/13-15	.600/.867	28/40	(12)	9/15	16/8	3/4	5/6	19/17
GEORGIA STATE.....	34/28	47/37	81-65	+16	28-46/24-47	.609/.511	12-25/6-19	.480/.316	13-17/11-14	.765/.786	24/21	+3	18/13	12/16	3/3	7/5	13/15
VCU.....	35/47	33/43	68-90	(22)	25-52/34-61	.481/.557	6-17/12-24	.353/.500	12-14/10-15	.857/.667	25/31	(6)	11/19	16/9	0/4	4/9	14/17
JAMES MADISON.....	32/26	33/36	65-62	+3	23-49/24-55	.469/.436	8-19/6-19	.421/.316	11-16/8-11	.688/.727	30/32	(2)	16/10	10/12	3/1	5/7	12/15
UNC WILMINGTON.....	29/37	32/30	61-67	(6)	20-54/24-42	.370/.571	7-27/6-13	.259/.462	14-20/13-21	.700/.619	27/32	(5)	11/16	7/15	2/4	7/3	19/16
James Madison.....	28/22	43/34	71-56	+15	27-50/18-50	.540/.360	8-19/3-15	.421/.200	9-17/17-28	.529/.607	32/34	(2)	15/8	14/16	1/2	6/9	24/23
UNC Wilmington.....	27/29	34/26	61-55	+6	22-48/21-61	.458/.344	5-18/6-23	.278/.261	12-16/7-15	.750/.467	35/37	(2)	10/11	15/9	1/1	2/8	13/16
DREXEL.....	22/17	38/30	60-47	+13	18-48/20-60	.375/.333	4-11/1-11	.364/.091	20-29/6-12	.690/.500	43/34	+9	11/8	14/10	7/4	5/7	15/20

Note: Game totals are displayed in the format TEAM/OPPONENT for each category

2006-07 William and Mary Basketball
William and Mary Team Game-by-Game (as of Feb 14, 2007)
All games

TEAM STATISTICS

Opponent	Date	Score	W/L	---TOTAL---			--3-PTRS--			----REBOUNDS----				PF	A	TO	Blk	Stl	Pts---Avg		
				FG-FGA	Pct	3FG-FGA	Pct	FT-FTA	Pct	Off	Def	Tot	Avg						Pts	Avg	
at Kansas State	11/11/06	60-70	L	21-53	.396	8-21	.381	10-18	.556	10	27	37	37.0	24	16	19	1	6	60	60.0	
WAGNER	11/20/06	77-53	W	32-64	.500	7-19	.368	6-12	.500	10	32	42	39.5	25	16	13	4	8	77	68.5	
at Holy Cross	11/25/06	57-66	L	22-56	.393	5-17	.294	8-14	.571	10	22	32	37.0	20	11	15	2	4	57	64.7	
at Navy	11/28/06	63-79	L	22-55	.400	4-21	.190	15-20	.750	12	18	30	35.2	13	11	18	2	6	63	64.2	
JACKSONVILLE STATE	12/01/06	59-56	W	20-49	.408	2-11	.182	17-33	.515	17	30	47	37.6	11	11	28	2	9	59	63.2	
CORNELL	12/02/06	73-68	Wot	24-56	.429	9-24	.375	16-24	.667	14	19	33	36.8	15	16	13	3	7	73	64.8	
TOWSON	12/05/06	60-73	L	19-54	.352	8-29	.276	14-18	.778	5	21	26	35.3	19	16	8	0	4	60	64.1	
NORTH FLORIDA	12/08/06	61-44	W	20-47	.426	5-20	.250	16-25	.640	9	26	35	35.2	12	14	11	4	12	61	63.8	
UMBC	12/22/06	70-58	W	21-42	.500	7-15	.467	21-22	.955	5	18	23	33.9	13	11	9	2	3	70	64.4	
HAMPTON	12/28/06	72-67	W	21-41	.512	9-20	.450	21-29	.724	11	14	25	33.0	21	13	24	2	3	72	65.2	
RICHMOND	12/31/06	61-53	W	20-42	.476	7-20	.350	14-25	.560	13	27	40	33.6	14	12	16	2	4	61	64.8	
at George Mason	1/3/07	67-63	W	24-56	.429	7-23	.304	12-14	.857	13	23	36	33.8	16	16	12	0	4	67	65.0	
NORTHEASTERN	1/6/07	60-57	W	19-49	.388	8-22	.364	14-19	.737	9	26	35	33.9	11	11	11	3	7	60	64.6	
at Georgia State	1/8/07	57-43	W	23-48	.479	8-23	.348	3-7	.429	8	26	34	33.9	15	14	15	1	6	57	64.1	
VCU	1/10/07	77-88	L	21-49	.429	8-21	.381	27-34	.794	11	16	27	33.5	24	10	16	0	7	77	64.9	
at Delaware	1/13/07	62-77	L	22-58	.379	2-22	.091	16-20	.800	15	17	32	33.4	22	9	12	0	5	62	64.8	
GEORGE MASON	1/16/07	63-76	L	23-47	.489	9-25	.360	8-10	.800	6	23	29	33.1	16	14	12	0	1	63	64.6	
at Hofstra	1/20/07	69-77	L	24-58	.414	6-24	.250	15-17	.882	10	19	29	32.9	24	15	12	1	5	69	64.9	
at Old Dominion Unive	1/24/07	44-59	L	14-44	.318	7-23	.304	9-15	.600	4	24	28	32.6	19	9	16	3	5	44	63.8	
GEORGIA STATE	1/27/07	81-65	W	28-46	.609	12-25	.480	13-17	.765	9	15	24	32.2	13	18	12	3	7	81	64.7	
at VCU	1/29/07	68-90	L	25-52	.481	6-17	.353	12-14	.857	12	13	25	31.9	14	11	16	0	4	68	64.8	
JAMES MADISON	1/31/07	65-62	W	23-49	.469	8-19	.421	11-16	.688	10	20	30	31.8	12	16	10	3	5	65	64.8	
UNC WILMINGTON	2/3/07	61-67	L	20-54	.370	7-27	.259	14-20	.700	9	18	27	31.6	19	11	7	2	7	61	64.7	
at James Madison	2/7/07	71-56	W	27-50	.540	8-19	.421	9-17	.529	8	24	32	31.6	24	15	14	1	6	71	64.9	
at UNC Wilmington	2/10/07	61-55	W	22-48	.458	5-18	.278	12-16	.750	7	28	35	31.7	13	10	15	1	2	61	64.8	
DREXEL	2/14/07	60-47	W	18-48	.375	4-11	.364	20-29	.690	11	32	43	32.2	15	11	14	7	5	60	64.6	
William and Mary				1679	575-1315	.437	176-536	.328	353-505	.699	258	578	836	32.2	444	337	368	49	142	1679	64.6
Opponents				1669	594-1377	.431	159-523	.304	322-473	.681	275	558	833	32.0	469	326	335	65	178	1669	64.2

Games played: 26
Points/game: 64.6
FG Pct: 43.7
3FG Pct: 32.8
FT Pct: 69.9

Rebounds/game: 32.2
Assists/game: 13.0
Turnovers/game: 14.2
Assist/turnover ratio: 0.9
Steals/game: 5.5
Blocks/game: 1.9

2006-07 William and Mary Basketball
William and Mary Game-by-Game Points-Rebounds-Assists (as of Feb 14, 2007)
All games

Opponent	Date	Score	WL	00	02	03	04	11	12	13	15	20
				HESS,STEV	SCHNEIDER	TRUMBOWER	SMITH,ALE	MANN,NATH	BARNETT,M	KISIELIUS	STEIN,PET	CARRABINE
at Kansas State	11/11/06	60-70	L	3- 3- 0	18- 9- 7	0- 1- 0	2- 3- 0	5- 1- 1	DNP	16- 2- 2	4- 6- 2	0- 0- 0
WAGNER	11/20/06	77-53	W	2- 3- 0	8- 2- 6	2- 1- 1	2- 5- 0	0- 3- 1	0- 1- 0	18- 2- 1	2- 0- 1	4- 1- 0
at Holy Cross	11/25/06	57-66	L	DNP	4- 1- 1	0- 1- 1	3- 2- 0	12- 6- 4	DNP	10- 3- 1	3- 0- 0	0- 0- 0
at Navy	11/28/06	63-79	L	2- 0- 0	DNP	12- 6- 4	9- 4- 1	3- 2- 3	DNP	8- 4- 0	4- 2- 0	9- 0- 0
JACKSONVILLE STATE	12/01/06	59-56	W	0- 1- 0	DNP	2- 5- 1	2- 3- 0	8- 5- 2	DNP	20- 6- 1	2- 6- 4	2- 2- 1
CORNELL	12/02/06	73-68	WO	0- 0- 0	DNP	7- 2- 5	6- 2- 0	15- 4- 1	DNP	21- 6- 4	2- 4- 2	5- 1- 0
TOWSON	12/05/06	60-73	L	0- 1- 0	18- 2- 2	2- 4- 3	0- 2- 0	6- 0- 2	DNP	0- 0- 4	6- 4- 4	10- 2- 0
NORTH FLORIDA	12/08/06	61-44	W	3- 1- 0	10- 3- 5	2- 3- 2	3- 1- 0	13- 9- 3	0- 0- 0	5- 2- 3	10- 4- 0	5- 1- 0
UMBC	12/22/06	70-58	W	4- 0- 1	11- 1- 2	6- 0- 0	9- 5- 0	5- 0- 2	DNP	19- 3- 2	4- 2- 0	5- 4- 0
HAMPTON	12/28/06	72-67	W	2- 2- 0	6- 3- 3	1- 2- 1	8- 3- 1	12- 3- 1	DNP	18- 1- 3	7- 3- 1	6- 1- 1
RICHMOND	12/31/06	61-53	W	DNP	9- 3- 0	0- 0- 1	12- 4- 0	3- 8- 4	DNP	11- 8- 3	4- 8- 1	7- 2- 0
at George Mason	1/3/07	67-63	W	DNP	10- 2- 4	0- 0- 0	11- 4- 1	14- 0- 1	DNP	9- 8- 5	4- 3- 1	5- 4- 1
NORTHEASTERN	1/6/07	60-57	W	DNP	13- 8- 2	0- 1- 1	4- 1- 1	2- 5- 1	DNP	9- 2- 2	9- 3- 0	6- 3- 2
at Georgia State	1/8/07	57-43	W	0- 0- 0	7- 6- 4	0- 1- 0	7- 1- 0	7- 6- 4	0- 0- 0	12- 3- 1	5- 7- 4	5- 1- 0
VCU	1/10/07	77-88	L	0- 0- 0	10- 4- 3	0- 0- 0	12- 5- 0	14- 5- 2	DNP	7- 2- 2	0- 1- 0	0- 0- 0
at Delaware	1/13/07	62-77	L	DNP	7- 2- 1	0- 0- 0	16- 9- 0	2- 3- 2	DNP	2- 7- 3	5- 2- 0	5- 1- 1
GEORGE MASON	1/16/07	63-76	L	DNP	11- 7- 2	0- 1- 1	0- 0- 0	13- 4- 1	DNP	17- 6- 4	8- 2- 0	3- 1- 0
at Hofstra	1/20/07	69-77	L	0- 0- 0	6- 4- 4	0- 1- 0	8- 6- 1	9- 0- 4	DNP	15- 6- 2	6- 1- 1	0- 3- 1
at Old Dominion University	1/24/07	44-59	L	2- 3- 0	9- 2- 1	6- 1- 0	1- 3- 0	0- 3- 3	DNP	4- 1- 3	2- 1- 1	4- 0- 0
GEORGIA STATE	1/27/07	81-65	W	0- 1- 1	9- 4- 5	8- 3- 2	3- 3- 1	5- 1- 1	0- 0- 0	17- 2- 5	12- 4- 0	0- 2- 0
at VCU	1/29/07	68-90	L	DNP	5- 2- 1	0- 3- 0	6- 3- 0	6- 1- 2	DNP	22- 4- 3	6- 3- 2	0- 1- 1
JAMES MADISON	1/31/07	65-62	W	2- 0- 0	2- 2- 6	2- 0- 2	2- 6- 1	21- 2- 2	DNP	13- 4- 2	7- 2- 1	0- 2- 0
UNC WILMINGTON	2/3/07	61-67	L	0- 0- 0	1- 2- 1	0- 0- 1	2- 4- 0	12- 2- 2	DNP	DNP	9- 4- 3	3- 2- 0
at James Madison	2/7/07	71-56	W	4- 1- 1	11- 4- 2	3- 3- 3	2- 1- 0	14- 6- 3	0- 0- 0	2- 1- 2	17- 3- 2	0- 0- 1
at UNC Wilmington	2/10/07	61-55	W	0- 0- 1	7- 5- 3	2- 2- 0	7- 3- 0	25- 4- 2	DNP	6- 4- 1	6- 5- 0	3- 5- 0
DREXEL	2/14/07	60-47	W	0- 3- 1	7- 5- 0	0- 1- 0	3- 5- 1	12- 4- 0	DNP	17- 8- 2	4- 7- 1	4- 3- 2

Opponent	Date	Score	WL	22	23	24	25	45
				SUMNER,DA	DARNELL,C	PAYTON,AD	STRATTON,	COFIELD,C
at Kansas State	11/11/06	60-70	L	0- 0- 0	3- 3- 1	5- 3- 2	DNP	4- 0- 1
WAGNER	11/20/06	77-53	W	12- 3- 1	7- 5- 3	9- 8- 2	2- 1- 0	9- 5- 0
at Holy Cross	11/25/06	57-66	L	2- 4- 0	0- 0- 0	15- 5- 3	DNP	8- 6- 1
at Navy	11/28/06	63-79	L	4- 1- 1	0- 2- 1	12- 3- 1	DNP	0- 3- 0
JACKSONVILLE STATE	12/01/06	59-56	W	0- 2- 0	0- 5- 1	18- 5- 0	DNP	5- 2- 1
CORNELL	12/02/06	73-68	WO	2- 0- 0	3- 1- 3	10- 2- 1	DNP	2- 4- 0
TOWSON	12/05/06	60-73	L	0- 1- 1	2- 3- 0	16- 4- 0	DNP	0- 1- 0
NORTH FLORIDA	12/08/06	61-44	W	0- 0- 0	0- 0- 0	10- 3- 0	0- 0- 0	0- 0- 1
UMBC	12/22/06	70-58	W	DNP	0- 0- 0	7- 4- 4	DNP	DNP
HAMPTON	12/28/06	72-67	W	DNP	0- 0- 0	12- 2- 2	DNP	DNP
RICHMOND	12/31/06	61-53	W	DNP	2- 3- 1	13- 4- 2	DNP	DNP
at George Mason	1/3/07	67-63	W	DNP	2- 4- 1	12- 9- 2	DNP	DNP
NORTHEASTERN	1/6/07	60-57	W	DNP	2- 3- 0	15- 2- 2	DNP	0- 1- 0
at Georgia State	1/8/07	57-43	W	2- 0- 0	5- 1- 0	7- 4- 1	0- 0- 0	0- 0- 0
VCU	1/10/07	77-88	L	2- 0- 0	0- 1- 1	26- 5- 2	DNP	6- 1- 0
at Delaware	1/13/07	62-77	L	4- 0- 0	2- 1- 0	19- 3- 2	DNP	DNP
GEORGE MASON	1/16/07	63-76	L	DNP	0- 0- 0	4- 3- 5	DNP	7- 4- 1
at Hofstra	1/20/07	69-77	L	0- 0- 0	2- 1- 0	23- 3- 2	DNP	DNP
at Old Dominion University	1/24/07	44-59	L	DNP	1- 4- 1	15- 6- 0	DNP	DNP
GEORGIA STATE	1/27/07	81-65	W	0- 2- 0	8- 0- 2	17- 1- 1	2- 0- 0	DNP
at VCU	1/29/07	68-90	L	7- 2- 0	4- 3- 0	12- 3- 2	DNP	DNP
JAMES MADISON	1/31/07	65-62	W	0- 0- 0	0- 1- 0	16- 5- 2	DNP	DNP
UNC WILMINGTON	2/3/07	61-67	L	3- 2- 0	3- 2- 2	24- 5- 2	4- 0- 0	DNP
at James Madison	2/7/07	71-56	W	0- 0- 0	0- 0- 0	18- 6- 1	0- 3- 0	DNP
at UNC Wilmington	2/10/07	61-55	W	DNP	DNP	4- 7- 2	1- 0- 1	DNP
DREXEL	2/14/07	60-47	W	DNP	DNP	13- 3- 4	0- 0- 0	DNP

2006-07 William and Mary Basketball
 William and Mary Season Box - Average per 40 Minutes (as of Feb 14, 2007)
 All games

# Player	Win	FGM	FGA	Pct	3FGM	3FGA	Pct	FTM	FTA	Pct	Oreb	Dreb	TReb	PF	A	T0	A/T0	Blk	Stl	Pts
12 Barrett, Marcus.....	40	0.0	8.0	.000	0.0	0.0	.000	0.0	8.0	.000	0.0	8.0	8.0	8.0	0.0	16.0	0.00	8.0	0.0	0.0
20 Kyle Carrabine.....	40	3.8	9.5	.395	2.1	6.7	.316	1.1	2.2	.474	0.9	4.0	4.9	1.4	1.3	1.3	1.00	0.1	0.6	10.7
45 Coffield, Corey.....	40	5.2	12.8	.410	0.0	0.0	.000	3.0	4.9	.600	2.6	6.2	8.9	4.3	1.6	5.6	0.29	0.3	1.3	13.4
23 Darrell, Chris.....	40	2.8	7.3	.378	0.6	2.1	.308	1.3	2.9	.444	1.8	5.2	7.0	4.7	2.8	2.8	1.00	0.8	0.5	7.4
00 Hess, Steven.....	40	3.0	5.2	.563	0.0	0.0	.000	2.0	4.3	.462	1.3	4.9	6.2	8.2	1.6	3.0	0.56	2.0	0.7	7.9
13 Kistelius, Laimis...	40	5.5	11.5	.478	1.8	4.3	.423	3.6	4.8	.739	1.8	3.4	5.2	3.2	3.4	3.2	1.03	0.6	0.8	16.4
11 Mann, Nathan.....	40	4.6	11.6	.393	2.5	7.7	.329	1.4	1.8	.813	0.6	4.2	4.8	2.5	3.0	2.1	1.38	0.1	0.9	13.1
24 Payton, Adam.....	40	5.7	12.3	.458	0.9	2.8	.333	5.1	5.8	.866	2.0	3.3	5.3	2.0	2.3	3.0	0.76	0.1	2.0	17.3
02 Schneider, David....	40	3.1	9.5	.329	2.1	7.1	.297	2.7	4.1	.671	1.0	3.6	4.6	3.1	3.6	2.5	1.48	0.0	1.3	11.1
04 Smith, Alex.....	40	5.6	10.5	.535	0.2	0.7	.286	3.4	5.1	.667	4.4	4.9	9.3	5.6	0.8	3.4	0.25	0.7	0.7	14.8
15 Stein, Peter.....	40	4.3	7.5	.583	0.6	1.4	.400	1.4	2.8	.526	1.9	4.4	6.3	5.1	2.2	3.2	0.70	0.9	0.7	10.7
25 Stratton, Chris.....	40	3.6	4.5	.800	0.0	0.0	.000	0.9	2.7	.333	0.9	2.7	3.6	6.4	0.9	1.8	0.50	0.9	0.9	8.2
22 Summer, Danny.....	40	5.1	15.4	.333	0.6	4.8	.133	1.3	4.2	.308	3.5	1.9	5.4	1.3	1.0	3.2	0.30	0.3	1.9	12.2
03 Trumbower, Adam.....	40	1.8	4.9	.378	0.8	2.8	.286	2.8	3.3	.840	1.6	3.9	5.5	3.7	3.8	2.2	1.71	0.0	1.0	7.2
Total.....	40	22.0	50.3	.437	6.7	20.5	.328	13.5	19.3	.699	9.9	22.1	32.0	17.0	12.9	14.1	0.92	1.9	5.4	64.3
Opponents.....	40	22.7	52.7	.431	6.1	20.0	.304	12.3	18.1	.681	10.5	21.4	31.9	17.9	12.5	12.8	0.97	2.5	6.8	63.9

Note: All statistics are pro-rated based on an average per 40-minute game.

2006-07 William and Mary Basketball
William and Mary Combined Team Statistics (as of Feb 14, 2007)
Home games

RECORD:	OVERALL	HOME	AWAY	NEUTRAL
ALL GAMES.....	(11-4)	(11-4)	(0-0)	(0-0)
CONFERENCE.....	(4-4)	(4-4)	(0-0)	(0-0)
NON-CONFERENCE.....	(7-0)	(7-0)	(0-0)	(0-0)

## Player	GP-GS	Min--Avg	---TOTAL---			---3-PTS---			---REBOUNDS---				PF	FO	A	TO	Blk	Stl	Pts	Avg
			FG-FGA	Pct	3FG-FGA	Pct	FT-FTA	Pct	Off	Def	Tot	Avg								
24 Payton, Adam.....	15-13	463 30.9	62-133	.466	15-33	.455	71-84	.845	19	37	56	3.7	22	1	29	37	1	24	210	14.0
13 Kisielius, Laimis..	14-13	428 30.6	63-120	.525	21-51	.412	45-62	.726	21	31	52	3.7	29	1	38	30	9	10	192	13.7
11 Mann, Nathan.....	15-13	427 28.5	47-120	.392	25-75	.333	22-25	.880	7	48	55	3.7	25	0	25	22	2	11	141	9.4
02 Schneider, David...	13-12	398 30.6	31-88	.352	24-72	.333	29-42	.690	9	37	46	3.5	26	0	37	22	0	11	115	8.8
15 Stein, Peter.....	15-13	325 21.7	35-62	.565	5-12	.417	11-24	.458	16	38	54	3.6	41	1	18	24	9	8	86	5.7
04 Smith, Alex.....	15-3	225 15.0	25-51	.490	0-1	.000	18-30	.600	24	25	49	3.3	29	0	5	16	6	5	68	4.5
20 Carrabine, Kyle....	15-2	200 13.3	21-49	.429	12-36	.333	6-13	.462	5	22	27	1.8	8	0	6	5	1	2	60	4.0
45 Cofield, Corey.....	8-1	70 8.8	10-26	.385	0-0	.000	9-13	.692	5	13	18	2.3	11	0	3	12	1	4	29	3.6
03 Trumbower, Adam....	15-3	196 13.1	9-22	.409	3-12	.250	11-12	.917	6	17	23	1.5	18	0	21	12	0	8	32	2.1
22 Sumner, Danny.....	9-1	61 6.8	8-28	.286	2-10	.200	1-8	.125	7	3	10	1.1	0	0	2	4	1	3	19	2.1
23 Darnell, Chris.....	14-1	139 9.9	10-26	.385	3-6	.500	4-10	.400	8	16	24	1.7	17	0	13	14	2	3	27	1.9
25 Stratton, Chris....	5-0	19 3.8	4-4	1.000	0-0	.000	0-0	.000	1	0	1	0.2	1	0	0	1	1	0	8	1.6
00 Hess, Steven.....	12-0	70 5.8	4-8	.500	0-0	.000	5-9	.556	2	10	12	1.0	12	0	3	4	3	0	13	1.1
12 Barnett, Marcus....	3-0	4 1.3	0-0	.000	0-0	.000	0-1	.000	0	1	1	0.3	1	0	0	1	1	0	0	0.0
Team.....									19	39	58	3.9	0		0					

Total.....	15	3025	329-737	.446	110-308	.357	232-333	.697	149	337	486	32.4	240	3	200	204	37	89	1000	66.7
Opponents.....	15	3025	339-768	.441	88-293	.300	168-248	.677	135	308	443	29.5	278	8	168	205	30	93	934	62.3

TEAM STATISTICS	W&M	OPP	DATE	OPPONENT	W/L	SCORE	ATTEND
SCORING.....	1000	934	11/20/06	WAGNER	W	77-53	3197
Points per game.....	66.7	62.3	12/01/06	JACKSONVILLE STATE	W	59-56	2684
Scoring margin.....	+4.4	-	12/02/06	CORNELL	W OT	73-68	2118
FIELD GOALS-ATT.....	329-737	339-768	*12/05/06	TOWSON	L	60-73	2073
Field goal pct.....	.446	.441	12/08/06	NORTH FLORIDA	W	61-44	2135
3 POINT FG-ATT.....	110-308	88-293	12/22/06	UMBC	W	70-58	1421
3-point FG pct.....	.357	.300	12/28/06	HAMPTON	W	72-67	2107
3-pt FG made per game..	7.3	5.9	12/31/06	RICHMOND	W	61-53	1922
FREE THROWS-ATT.....	232-333	168-248	*1/6/07	NORTHEASTERN	W	60-57	1764
Free throw pct.....	.697	.677	*1/10/07	VCU	L	77-88	2412
REBOUNDS.....	486	443	*1/16/07	GEORGE MASON	L	63-76	2729
Rebounds per game.....	32.4	29.5	*1/27/07	GEORGIA STATE	W	81-65	3156
Rebounding margin.....	+2.9	-	*1/31/07	JAMES MADISON	W	65-62	2534
ASSISTS.....	200	168	*2/3/07	UNC WILMINGTON	L	61-67	2820
Assists per game.....	13.3	11.2	*2/14/07	DREXEL	W	60-47	2011
TURNOVERS.....	204	205	* = Conference game				
Turnovers per game....	13.6	13.7					
Turnover margin.....	+0.1	-					
Assist/turnover ratio..	1.0	0.8					
STEALS.....	89	93					
Steals per game.....	5.9	6.2					
BLOCKS.....	37	30					
Blocks per game.....	2.5	2.0					
WINNING STREAK.....	1	-					
Home win streak.....	1	-					
ATTENDANCE.....	35083	0					
Home games-Avg/Game....	15-2339	0-0					
Neutral site-Avg/Game..	-	0-0					

SCORE BY PERIODS:	1st	2nd	OT	Total
William and Mary.....	432	557	11	1000
Opponents.....	408	520	6	934

2006-07 William and Mary Basketball
William and Mary Combined Team Statistics (as of Feb 14, 2007)
Away games

RECORD:	OVERALL	HOME	AWAY	NEUTRAL
ALL GAMES.....	(4-7)	(0-0)	(4-7)	(0-0)
CONFERENCE.....	(4-4)	(0-0)	(4-4)	(0-0)
NON-CONFERENCE.....	(0-3)	(0-0)	(0-3)	(0-0)

## Player	GP-GS	---TOTAL---		---3-PTS---		----REBOUNDS----								PF	FO	A	TO	Blk	Stl	Pts	Avg
		Min--Avg	FG-FGA	Pct	3FG-FGA	Pct	FT-FTA	Pct	Off	Def	Tot	Avg									
24 Payton, Adam.....	11-11	351 31.9	53-118	.449	4-24	.167	32-35	.914	21	31	52	4.7	19	0	18	25	1	16	142	12.9	
13 Kisielius, Laimis..	11-11	299 27.2	37-89	.416	12-27	.444	20-26	.769	12	31	43	3.9	29	0	23	29	1	5	106	9.6	
11 Mann, Nathan.....	11-10	299 27.2	36-91	.396	21-65	.323	4-7	.571	3	29	32	2.9	21	2	29	17	0	6	97	8.8	
02 Schneider, David...	10-10	320 32.0	25-82	.305	14-56	.250	20-31	.645	9	28	37	3.7	30	0	28	22	0	13	84	8.4	
04 Smith, Alex.....	11-0	153 13.9	28-48	.583	2-6	.333	14-18	.778	18	21	39	3.5	24	1	3	16	1	2	72	6.5	
15 Stein, Peter.....	11-10	227 20.6	25-41	.610	3-8	.375	9-14	.643	10	23	33	3.0	30	1	13	20	3	2	62	5.6	
45 Cofield, Corey.....	4-1	52 13.0	6-13	.462	0-0	.000	0-2	.000	3	6	9	2.3	2	0	2	5	0	0	12	3.0	
20 Kyle Carrabine.....	11-0	141 12.8	11-32	.344	6-21	.286	3-6	.500	3	12	15	1.4	4	0	5	6	0	3	31	2.8	
22 Sumner, Danny.....	8-0	64 8.0	8-20	.400	0-5	.000	3-5	.600	4	3	7	0.9	4	0	1	6	0	3	19	2.4	
03 Trumbower, Adam....	11-1	109 9.9	5-15	.333	3-9	.333	10-13	.769	6	13	19	1.7	10	0	8	5	0	0	23	2.1	
23 Darnell, Chris.....	10-1	108 10.8	7-19	.368	1-7	.143	4-8	.500	3	16	19	1.9	12	0	4	3	3	0	19	1.9	
00 Hess, Steven.....	7-0	52 7.4	5-8	.625	0-0	.000	1-4	.250	2	5	7	1.0	13	1	2	5	3	2	11	1.6	
25 Stratton, Chris....	3-0	25 8.3	0-1	.000	0-0	.000	1-3	.333	0	3	3	1.0	6	0	1	1	0	1	1	0.3	
12 Barnett, Marcus....	2-0	1 0.5	0-1	.000	0-0	.000	0-0	.000	0	0	0	0.0	0	0	0	1	0	0	0	0.0	
Team.....									15	20	35	3.2	0		3						

Total.....	11	2201	246-578	.426	66-228	.289	121-172	.703	109	241	350	31.8	204	5	137	164	12	53	679	61.7
Opponents.....	11	2201	255-609	.419	71-230	.309	154-225	.684	140	250	390	35.5	191	2	158	130	35	85	735	66.8

TEAM STATISTICS	W&M	OPP	DATE	OPPONENT	W/L	SCORE	ATTEND
SCORING.....	679	735	11/11/06	at Kansas State	L	60-70	11390
Points per game.....	61.7	66.8	11/25/06	at Holy Cross	L	57-66	2103
Scoring margin.....	-5.1	-	11/28/06	at Navy	L	63-79	1285
FIELD GOALS-ATT.....	246-578	255-609	*1/3/07	at George Mason	W	67-63	4409
Field goal pct.....	.426	.419	*1/8/07	at Georgia State	W	57-43	717
3 POINT FG-ATT.....	66-228	71-230	*1/13/07	at Delaware	L	62-77	2906
3-point FG pct.....	.289	.309	*1/20/07	at Hofstra	L	69-77	3721
3-pt FG made per game..	6.0	6.5	*1/24/07	at Old Dominion University	L	44-59	6572
FREE THROWS-ATT.....	121-172	154-225	*1/29/07	at VCU	L	68-90	6228
Free throw pct.....	.703	.684	*2/7/07	at James Madison	W	71-56	3213
REBOUNDS.....	350	390	*2/10/07	at UNC Wilmington	W	61-55	5664
Rebounds per game.....	31.8	35.5	* = Conference game				
Rebounding margin.....	-3.6	-					
ASSISTS.....	137	158					
Assists per game.....	12.5	14.4					
TURNOVERS.....	164	130					
Turnovers per game.....	14.9	11.8					
Turnover margin.....	-3.1	-					
Assist/turnover ratio..	0.8	1.2					
STEALS.....	53	85					
Steals per game.....	4.8	7.7					
BLOCKS.....	12	35					
Blocks per game.....	1.1	3.2					
WINNING STREAK.....	2	-					
Home win streak.....	0	-					
ATTENDANCE.....	0	48208					
Home games-Avg/Game....	0-0	11-4383					
Neutral site-Avg/Game..	-	0-0					

SCORE BY PERIODS:	1st	2nd	Total
William and Mary.....	311	368	- 679
Opponents.....	351	384	- 735

2006-07 William and Mary Basketball
William and Mary Combined Team Statistics (as of Feb 14, 2007)
Games won

RECORD:	OVERALL	HOME	AWAY	NEUTRAL
ALL GAMES.....	(15-0)	(11-0)	(4-0)	(0-0)
CONFERENCE.....	(8-0)	(4-0)	(4-0)	(0-0)
NON-CONFERENCE.....	(7-0)	(7-0)	(0-0)	(0-0)

## Player	GP-GS	Min--Avg	---TOTAL---			---3-PTS---			---REBOUNDS---				PF	FO	A	TO	Blk	Stl	Pts	Avg
			FG-FGA	Pct	3FG-FGA	Pct	FT-FTA	Pct	Off	Def	Tot	Avg								
13 Kisielius, Laimis..	15-14	442 29.5	65-124	.524	20-46	.435	47-66	.712	25	35	60	4.0	32	0	37	33	9	12	197	13.1
24 Payton, Adam.....	15-14	458 30.5	56-122	.459	11-25	.440	58-67	.866	21	44	65	4.3	16	0	26	40	1	20	181	12.1
11 Mann, Nathan.....	15-13	432 28.8	56-132	.424	28-80	.350	16-21	.762	8	52	60	4.0	16	0	28	26	2	10	156	10.4
02 Schneider, David...	13-13	408 31.4	32-90	.356	22-69	.319	24-38	.632	8	40	48	3.7	24	0	42	24	0	14	110	8.5
15 Stein, Peter.....	15-14	337 22.5	37-61	.607	6-13	.462	15-29	.517	16	45	61	4.1	40	0	18	24	9	8	95	6.3
04 Smith, Alex.....	15-1	218 14.5	31-57	.544	1-3	.333	18-29	.621	21	26	47	3.1	32	0	6	21	6	4	81	5.4
20 Carrabine, Kyle....	15-1	198 13.2	21-42	.500	10-26	.385	5-10	.500	7	25	32	2.1	7	0	8	6	1	4	57	3.8
45 Cofield, Corey.....	6-1	45 7.5	7-23	.304	0-0	.000	2-4	.500	2	10	12	2.0	9	0	2	10	1	4	16	2.7
03 Trumbower, Adam....	15-2	191 12.7	10-22	.455	4-12	.333	11-14	.786	7	17	24	1.6	17	0	19	12	0	7	35	2.3
23 Darnell, Chris.....	13-1	132 10.2	12-27	.444	2-7	.286	3-8	.375	8	15	23	1.8	17	0	11	10	3	2	29	2.2
22 Sumner, Danny.....	8-1	53 6.6	7-21	.333	2-8	.250	0-6	.000	6	1	7	0.9	0	0	1	2	1	2	16	2.0
00 Hess, Steven.....	12-0	73 6.1	6-10	.600	0-0	.000	5-9	.556	3	9	12	1.0	13	0	5	5	4	0	17	1.4
25 Stratton, Chris....	7-0	33 4.7	2-3	.667	0-0	.000	1-3	.333	1	3	4	0.6	6	0	1	2	0	1	5	0.7
12 Barnett, Marcus....	5-0	5 1.0	0-1	.000	0-0	.000	0-1	.000	0	1	1	0.2	1	0	0	2	1	0	0	0.0
Team.....									21	37	58	3.9	0		0					

Total.....	15	3025	342-735	.465	106-289	.367	205-305	.672	154	360	514	34.3	230	0	204	217	38	88	995	66.3
Opponents.....	15	3025	313-791	.396	78-299	.261	143-224	.638	155	290	445	29.7	274	9	156	209	31	96	847	56.5

TEAM STATISTICS	W&M	OPP	DATE	OPPONENT	W/L	SCORE	ATTEND
SCORING.....	995	847	11/20/06	WAGNER	W	77-53	3197
Points per game.....	66.3	56.5	12/01/06	JACKSONVILLE STATE	W	59-56	2684
Scoring margin.....	+9.9	-	12/02/06	CORNELL	W OT	73-68	2118
FIELD GOALS-ATT.....	342-735	313-791	12/08/06	NORTH FLORIDA	W	61-44	2135
Field goal pct.....	.465	.396	12/22/06	UMBC	W	70-58	1421
3 POINT FG-ATT.....	106-289	78-299	12/28/06	HAMPTON	W	72-67	2107
3-point FG pct.....	.367	.261	12/31/06	RICHMOND	W	61-53	1922
3-pt FG made per game..	7.1	5.2	*1/3/07	at George Mason	W	67-63	4409
FREE THROWS-ATT.....	205-305	143-224	*1/6/07	NORTHEASTERN	W	60-57	1764
Free throw pct.....	.672	.638	*1/8/07	at Georgia State	W	57-43	717
REBOUNDS.....	514	445	*1/27/07	GEORGIA STATE	W	81-65	3156
Rebounds per game.....	34.3	29.7	*1/31/07	JAMES MADISON	W	65-62	2534
Rebounding margin.....	+4.6	-	*2/7/07	at James Madison	W	71-56	3213
ASSISTS.....	204	156	*2/10/07	at UNC Wilmington	W	61-55	5664
Assists per game.....	13.6	10.4	*2/14/07	DREXEL	W	60-47	2011
TURNOVERS.....	217	209	* = Conference game				
Turnovers per game....	14.5	13.9					
Turnover margin.....	-0.5	-					
Assist/turnover ratio..	0.9	0.7					
STEALS.....	88	96					
Steals per game.....	5.9	6.4					
BLOCKS.....	38	31					
Blocks per game.....	2.5	2.1					
WINNING STREAK.....	15	-					
Home win streak.....	11	-					
ATTENDANCE.....	25049	14003					
Home games-Avg/Game....	11-2277	4-3501					
Neutral site-Avg/Game..	-	0-0					

SCORE BY PERIODS:	1st	2nd	OT	Total
William and Mary.....	425	559	11	995
Opponents.....	353	488	6	847

2006-07 William and Mary Basketball
William and Mary Combined Team Statistics (as of Feb 14, 2007)
Games lost

RECORD:	OVERALL	HOME	AWAY	NEUTRAL
ALL GAMES.....	(0-11)	(0-4)	(0-7)	(0-0)
CONFERENCE.....	(0-8)	(0-4)	(0-4)	(0-0)
NON-CONFERENCE.....	(0-3)	(0-0)	(0-3)	(0-0)

## Player	GP-GS	Min--Avg	---TOTAL---			---3-PTS---			---REBOUNDS---				PF	FO	A	TO	Blk	Stl	Pts	Avg
			FG-FGA	Pct	3FG-FGA	Pct	FT-FTA	Pct	Off	Def	Tot	Avg								
24 Payton, Adam.....	11-10	356 32.4	59-129	.457	8-32	.250	45-52	.865	19	24	43	3.9	25	1	21	22	1	20	171	15.5
13 Kisielius, Laimis..	10-10	285 28.5	35-85	.412	13-32	.406	18-22	.818	8	27	35	3.5	26	1	24	26	1	3	101	10.1
02 Schneider, David...	10-9	310 31.0	24-80	.300	16-59	.271	25-35	.714	10	25	35	3.5	32	0	23	20	0	10	89	8.9
11 Mann, Nathan.....	11-10	294 26.7	27-79	.342	18-60	.300	10-11	.909	2	25	27	2.5	30	2	26	13	0	7	82	7.5
04 Smith, Alex.....	11-2	160 14.5	22-42	.524	1-4	.250	14-19	.737	21	20	41	3.7	21	1	2	11	1	3	59	5.4
15 Stein, Peter.....	11-9	215 19.5	23-42	.548	2-7	.286	5-9	.556	10	16	26	2.4	31	2	13	20	3	2	53	4.8
45 Cofield, Corey.....	6-1	77 12.8	9-16	.563	0-0	.000	7-11	.636	6	9	15	2.5	4	0	3	7	0	0	25	4.2
25 Stratton, Chris....	1-0	11 11.0	2-2	1.000	0-0	.000	0-0	.000	0	0	0	0.0	1	0	0	1	0	4	4.0	
20 Kyle Carrabine.....	11-1	143 13.0	11-39	.282	8-31	.258	4-9	.444	1	9	10	0.9	5	0	3	5	0	1	34	3.1
22 Sumner, Danny.....	9-0	72 8.0	9-27	.333	0-7	.000	4-7	.571	5	5	10	1.1	4	0	2	8	0	4	22	2.4
03 Trumbower, Adam....	11-2	114 10.4	4-15	.267	2-9	.222	10-11	.909	5	13	18	1.6	11	0	10	5	0	1	20	1.8
23 Darnell, Chris.....	11-1	115 10.5	5-18	.278	2-6	.333	5-10	.500	3	17	20	1.8	12	0	6	7	2	1	17	1.5
00 Hess, Steven.....	7-0	49 7.0	3-6	.500	0-0	.000	1-4	.250	1	6	7	1.0	12	1	0	4	2	2	7	1.0
Team.....									13	22	35	3.2	0		3					

Total.....	11	2201	233-580	.402	70-247	.283	148-200	.740	104	218	322	29.3	214	8	133	151	11	54	684	62.2
Opponents.....	11	2201	281-586	.480	81-224	.362	179-249	.719	120	268	388	35.3	195	1	170	126	34	82	822	74.7

TEAM STATISTICS	W&M	OPP	DATE	OPPONENT	W/L	SCORE	ATTEND	
SCORING.....	684	822	11/11/06	at Kansas State	L	60-70	11390	
Points per game.....	62.2	74.7	11/25/06	at Holy Cross	L	57-66	2103	
Scoring margin.....	-12.5	-	11/28/06	at Navy	L	63-79	1285	
FIELD GOALS-ATT.....	233-580	281-586	*12/05/06	TOWSON	L	60-73	2073	
Field goal pct.....	.402	.480	*1/10/07	VCU	L	77-88	2412	
3 POINT FG-ATT.....	70-247	81-224	*1/13/07	at Delaware	L	62-77	2906	
3-point FG pct.....	.283	.362	*1/16/07	GEORGE MASON	L	63-76	2729	
3-pt FG made per game..	6.4	7.4	*1/20/07	at Hofstra	L	69-77	3721	
FREE THROWS-ATT.....	148-200	179-249	*1/24/07	at Old Dominion University	L	44-59	6572	
Free throw pct.....	.740	.719	*1/29/07	at VCU	L	68-90	6228	
REBOUNDS.....	322	388	*2/3/07	UNC WILMINGTON	L	61-67	2820	
Rebounds per game.....	29.3	35.3	* = Conference game					
Rebounding margin.....	-6.0	-						
ASSISTS.....	133	170						
Assists per game.....	12.1	15.5						
TURNOVERS.....	151	126						
Turnovers per game.....	13.7	11.5						
Turnover margin.....	-2.3	-						
Assist/turnover ratio..	0.9	1.3						
STEALS.....	54	82						
Steals per game.....	4.9	7.5						
BLOCKS.....	11	34						
Blocks per game.....	1.0	3.1						
WINNING STREAK.....	0	-						
Home win streak.....	0	-						
ATTENDANCE.....	10034	34205						
Home games-Avg/Game...	4-2508	7-4886						
Neutral site-Avg/Game..	-	0-0						

SCORE BY PERIODS:	1st	2nd	Total

William and Mary.....	318	366	- 684
Opponents.....	406	416	- 822

2006-07 William and Mary Basketball
William and Mary Combined Team Statistics (as of Feb 14, 2007)
Last Three Games

RECORD:	OVERALL	HOME	AWAY	NEUTRAL
ALL GAMES.....	(3-0)	(1-0)	(2-0)	(0-0)
CONFERENCE.....	(3-0)	(1-0)	(2-0)	(0-0)
NON-CONFERENCE.....	(0-0)	(0-0)	(0-0)	(0-0)

## Player	GP-GS	Min--Avg	---TOTAL---			---3-PTS---		FT-FTA	Pct	---REBOUNDS---				PF	FO	A	TO	Blk	Stl	Pts	Avg
			FG-FGA	Pct	3FG-FGA	Pct	Off			Def	Tot	Avg									
11 Mann, Nathan.....	3-3	91 30.3	18-32	.563	10-21	.476	5-7	.714	1	13	14	4.7	2	0	5	6	0	3	51	17.0	
24 Payton, Adam.....	3-3	97 32.3	11-27	.407	1-2	.500	12-13	.923	4	12	16	5.3	3	0	7	9	1	2	35	11.7	
15 Stein, Peter.....	3-3	76 25.3	11-23	.478	1-6	.167	4-8	.500	2	13	15	5.0	8	0	3	8	3	3	27	9.0	
02 Schneider, David...	3-3	95 31.7	7-20	.350	3-12	.250	8-13	.615	2	12	14	4.7	6	0	5	6	0	2	25	8.3	
13 Kisielius, Laimis..	3-3	79 26.3	10-25	.400	1-5	.200	4-4	1.000	3	10	13	4.3	11	0	5	3	0	0	25	8.3	
04 Smith, Alex.....	3-0	37 12.3	4-8	.500	0-1	.000	4-7	.571	5	4	9	3.0	8	0	1	7	3	1	12	4.0	
20 Carrabine, Kyle....	3-0	36 12.0	3-5	.600	0-0	.000	1-3	.333	2	6	8	2.7	1	0	3	0	0	1	7	2.3	
03 Trumbower, Adam....	3-0	32 10.7	1-2	.500	1-1	1.000	2-4	.500	3	3	6	2.0	2	0	3	2	0	0	5	1.7	
00 Hess, Steven.....	3-0	26 8.7	2-2	1.000	0-0	.000	0-0	.000	1	3	4	1.3	5	0	3	1	2	0	4	1.3	
25 Stratton, Chris....	3-0	28 9.3	0-1	.000	0-0	.000	1-3	.333	0	3	3	1.0	6	0	1	1	0	1	1	0.3	
23 Darneil, Chris.....	1-0	1 1.0	0-0	.000	0-0	.000	0-0	.000	0	0	0	0.0	0	0	0	0	0	0	0	0.0	
12 Barnett, Marcus....	1-0	1 1.0	0-1	.000	0-0	.000	0-0	.000	0	0	0	0.0	0	0	0	0	0	0	0	0.0	
22 Sumner, Danny.....	1-0	1 1.0	0-0	.000	0-0	.000	0-0	.000	0	0	0	0.0	0	0	0	0	0	0	0	0.0	
Team.....									3	5	8	2.7	0		0						
Total.....	3	600	67-146	.459	17-48	.354	41-62	.661	26	84	110	36.7	52	0	36	43	9	13	192	64.0	
Opponents.....	3	600	59-171	.345	10-49	.204	30-55	.545	39	66	105	35.0	59	2	27	35	7	24	158	52.7	

TEAM STATISTICS	W&M	OPP	DATE	OPPONENT	W/L	SCORE	ATTEND
SCORING.....	192	158	*2/7/07	at James Madison	W	71-56	3213
Points per game.....	64.0	52.7	*2/10/07	at UNC Wilmington	W	61-55	5664
Scoring margin.....	+11.3	-	*2/14/07	DREXEL	W	60-47	2011
FIELD GOALS-ATT.....	67-146	59-171	* = Conference game				
Field goal pct.....	.459	.345					
3 POINT FG-ATT.....	17-48	10-49					
3-point FG pct.....	.354	.204					
3-pt FG made per game..	5.7	3.3					
FREE THROWS-ATT.....	41-62	30-55					
Free throw pct.....	.661	.545					
REBOUNDS.....	110	105					
Rebounds per game.....	36.7	35.0					
Rebounding margin.....	+1.7	-					
ASSISTS.....	36	27					
Assists per game.....	12.0	9.0					
TURNOVERS.....	43	35					
Turnovers per game....	14.3	11.7					
Turnover margin.....	-2.7	-					
Assist/turnover ratio..	0.8	0.8					
STEALS.....	13	24					
Steals per game.....	4.3	8.0					
BLOCKS.....	9	7					
Blocks per game.....	3.0	2.3					
WINNING STREAK.....	3	-					
Home win streak.....	1	-					
ATTENDANCE.....	2011	8877					
Home games-Avg/Game...	1-2011	2-4438					
Neutral site-Avg/Game..	-	0-0					

SCORE BY PERIODS:	1st	2nd	Total
William and Mary.....	77	115	- 192
Opponents.....	68	90	- 158

2006-07 William and Mary Basketball
William and Mary Combined Team Statistics (as of Feb 14, 2007)
Last Six Games

RECORD:	OVERALL	HOME	AWAY	NEUTRAL
ALL GAMES.....	(4-2)	(2-1)	(2-1)	(0-0)
CONFERENCE.....	(4-2)	(2-1)	(2-1)	(0-0)
NON-CONFERENCE.....	(0-0)	(0-0)	(0-0)	(0-0)

## Player	GP-GS	Min--Avg		---TOTAL---		---3-PTS---		FT-FTA		---REBOUNDS---				PF	FO	A	TO	Blk	Stl	Pts	Avg
		FG-FGA	Pct	3FG-FGA	Pct	Off	Def	Tot	Avg												
11 Mann, Nathan.....	6-5	180	30.0	31-56	.554	20-40	.500	8-10	.800	1	18	19	3.2	9	0	11	12	0	4	90	15.0
24 Payton, Adam.....	6-6	196	32.7	28-59	.475	3-7	.429	28-31	.903	12	17	29	4.8	7	0	13	14	1	6	87	14.5
13 Kisielius, Laimis..	5-5	140	28.0	22-52	.423	5-14	.357	11-13	.846	6	15	21	4.2	15	0	10	9	1	1	60	12.0
15 Stein, Peter.....	6-6	146	24.3	19-36	.528	4-11	.364	7-12	.583	4	20	24	4.0	16	0	9	13	6	3	49	8.2
02 Schneider, David...	6-6	178	29.7	10-40	.250	4-27	.148	9-15	.600	5	15	20	3.3	11	0	13	10	0	6	33	5.5
04 Smith, Alex.....	6-1	86	14.3	8-19	.421	0-1	.000	6-11	.545	14	8	22	3.7	13	0	2	7	3	3	22	3.7
22 Sumner, Danny.....	4-0	24	6.0	4-8	.500	0-1	.000	2-4	.500	2	2	4	1.0	1	0	0	2	0	3	10	2.5
23 Darnell, Chris.....	4-0	44	11.0	2-7	.286	1-3	.333	2-4	.500	3	3	6	1.5	5	0	2	2	0	0	7	1.8
20 Carrabine, Kyle....	6-0	66	11.0	4-9	.444	0-3	.000	2-5	.400	2	11	13	2.2	1	0	4	1	0	1	10	1.7
25 Stratton, Chris....	4-0	39	9.8	2-3	.667	0-0	.000	1-3	.333	0	3	3	0.8	7	0	1	1	1	1	5	1.3
00 Hess, Steven.....	5-0	35	7.0	3-3	1.000	0-0	.000	0-0	.000	1	3	4	0.8	7	0	3	2	2	0	6	1.2
03 Trumbower, Adam....	6-1	66	11.0	2-8	.250	1-4	.250	2-4	.500	4	5	9	1.5	5	0	6	2	0	1	7	1.2
12 Barnett, Marcus....	1-0	1	1.0	0-1	.000	0-0	.000	0-0	.000	0	0	0	0.0	0	0	0	0	0	0	0	0.0
Team.....										3	15	18	3.0	0		1					
Total.....	6	1201		135-301	.449	38-111	.342	78-112	.696	57	135	192	32.0	97	0	74	76	14	29	386	64.3
Opponents.....	6	1201		141-329	.429	34-105	.324	61-102	.598	72	128	200	33.3	107	2	72	71	16	43	377	62.8

TEAM STATISTICS	W&M	OPP	DATE	OPPONENT	W/L	SCORE	ATTEND
SCORING.....	386	377	*1/29/07	at VCU	L	68-90	6228
Points per game.....	64.3	62.8	*1/31/07	JAMES MADISON	W	65-62	2534
Scoring margin.....	+1.5	-	*2/3/07	UNC WILMINGTON	L	61-67	2820
FIELD GOALS-ATT.....	135-301	141-329	*2/7/07	at James Madison	W	71-56	3213
Field goal pct.....	.449	.429	*2/10/07	at UNC Wilmington	W	61-55	5664
3 POINT FG-ATT.....	38-111	34-105	*2/14/07	DREXEL	W	60-47	2011
3-point FG pct.....	.342	.324	* = Conference game				
3-pt FG made per game..	6.3	5.7					
FREE THROWS-ATT.....	78-112	61-102					
Free throw pct.....	.696	.598					
REBOUNDS.....	192	200					
Rebounds per game.....	32.0	33.3					
Rebounding margin.....	-1.3	-					
ASSISTS.....	74	72					
Assists per game.....	12.3	12.0					
TURNOVERS.....	76	71					
Turnovers per game.....	12.7	11.8					
Turnover margin.....	-0.8	-					
Assist/turnover ratio..	1.0	1.0					
STEALS.....	29	43					
Steals per game.....	4.8	7.2					
BLOCKS.....	14	16					
Blocks per game.....	2.3	2.7					
WINNING STREAK.....	3	-					
Home win streak.....	1	-					
ATTENDANCE.....	7365	15105					
Home games-Avg/Game...	3-2455	3-5035					
Neutral site-Avg/Game..	-	0-0					

SCORE BY PERIODS:	1st	2nd	Total
William and Mary.....	173	213	386
Opponents.....	178	199	377

2006-07 William and Mary Basketball
William and Mary Combined Team Statistics (as of Feb 14, 2007)
Last Nine Games

RECORD:	OVERALL	HOME	AWAY	NEUTRAL
ALL GAMES.....	(5-4)	(3-1)	(2-3)	(0-0)
CONFERENCE.....	(5-4)	(3-1)	(2-3)	(0-0)
NON-CONFERENCE.....	(0-0)	(0-0)	(0-0)	(0-0)

## Player	GP-GS	Min--Avg	---TOTAL---			---3-PTS---			---REBOUNDS---				PF	FO	A	TO	Blk	Stl	Pts	Avg
			FG-FGA	Pct	3FG-FGA	Pct	FT-FTA	Pct	Off	Def	Tot	Avg								
24 Payton, Adam.....	9-9	298 33.1	45-86	.523	6-15	.400	46-50	.920	16	23	39	4.3	13	0	16	20	1	13	142	15.8
13 Kisielius, Laimis..	8-8	220 27.5	37-80	.463	9-24	.375	13-18	.722	8	22	30	3.8	22	0	20	16	2	2	96	12.0
11 Mann, Nathan.....	9-7	252 28.0	36-76	.474	24-54	.444	8-10	.800	2	21	23	2.6	16	1	19	16	0	5	104	11.6
15 Stein, Peter.....	9-9	204 22.7	27-49	.551	6-14	.429	9-14	.643	7	23	30	3.3	28	1	11	16	9	4	69	7.7
02 Schneider, David...	9-9	269 29.9	16-64	.250	9-47	.191	16-24	.667	6	24	30	3.3	17	0	23	14	0	7	57	6.3
04 Smith, Alex.....	9-1	126 14.0	12-27	.444	1-3	.333	9-16	.563	19	15	34	3.8	15	0	4	12	3	3	34	3.8
23 Darnell, Chris.....	7-0	86 12.3	6-14	.429	2-5	.400	4-9	.444	3	8	11	1.6	8	0	5	2	1	0	18	2.6
03 Trumbower, Adam....	9-2	106 11.8	6-14	.429	5-9	.556	4-6	.667	6	8	14	1.6	7	0	8	3	0	4	21	2.3
22 Sumner, Danny.....	6-0	32 5.3	4-9	.444	0-1	.000	2-4	.500	3	3	6	1.0	1	0	0	3	0	3	10	1.7
20 Carrabine, Kyle....	9-0	108 12.0	5-20	.250	1-11	.091	3-7	.429	4	14	18	2.0	5	0	5	3	0	2	14	1.6
25 Stratton, Chris....	5-0	41 8.2	3-4	.750	0-0	.000	1-3	.333	0	3	3	0.6	7	0	1	2	1	1	7	1.4
00 Hess, Steven.....	8-0	57 7.1	4-5	.800	0-0	.000	0-0	.000	1	7	8	1.0	14	1	4	5	4	2	8	1.0
12 Barnett, Marcus....	2-0	2 1.0	0-1	.000	0-0	.000	0-0	.000	0	0	0	0.0	0	0	1	0	0	0	0	0.0
Team.....									5	22	27	3.0	0		3					

Total.....	9	1801	201-449	.448	63-183	.344	115-161	.714	80	193	273	30.3	153	3	116	116	21	46	580	64.4
Opponents.....	9	1801	213-490	.435	48-161	.298	104-158	.658	111	191	302	33.6	157	3	110	107	26	60	578	64.2

TEAM STATISTICS	W&M	OPP	DATE	OPPONENT	W/L	SCORE	ATTEND	

SCORING.....	580	578	*1/20/07	at Hofstra	L	69-77	3721	
Points per game.....	64.4	64.2	*1/24/07	at Old Dominion University	L	44-59	6572	
Scoring margin.....	+0.2	-	*1/27/07	GEORGIA STATE	W	81-65	3156	
FIELD GOALS-ATT.....	201-449	213-490	*1/29/07	at VCU	L	68-90	6228	
Field goal pct.....	.448	.435	*1/31/07	JAMES MADISON	W	65-62	2534	
3 POINT FG-ATT.....	63-183	48-161	*2/3/07	UNC WILMINGTON	L	61-67	2820	
3-point FG pct.....	.344	.298	*2/7/07	at James Madison	W	71-56	3213	
3-pt FG made per game..	7.0	5.3	*2/10/07	at UNC Wilmington	W	61-55	5664	
FREE THROWS-ATT.....	115-161	104-158	*2/14/07	DREXEL	W	60-47	2011	
Free throw pct.....	.714	.658	* = Conference game					
REBOUNDS.....	273	302						
Rebounds per game.....	30.3	33.6						
Rebounding margin.....	-3.2	-						
ASSISTS.....	116	110						
Assists per game.....	12.9	12.2						
TURNOVERS.....	116	107						
Turnovers per game.....	12.9	11.9						
Turnover margin.....	-1.0	-						
Assist/turnover ratio..	1.0	1.0						
STEALS.....	46	60						
Steals per game.....	5.1	6.7						
BLOCKS.....	21	26						
Blocks per game.....	2.3	2.9						
WINNING STREAK.....	3	-						
Home win streak.....	1	-						
ATTENDANCE.....	10521	25398						
Home games-Avg/Game...	4-2630	5-5080						
Neutral site-Avg/Game..	-	0-0						

SCORE BY PERIODS:	1st	2nd	Total

William and Mary.....	269	311	- 580
Opponents.....	264	314	- 578

2006-07 William and Mary Basketball
 William and Mary High/Low Analysis (as of Feb 14, 2007)
 All games

William and Mary - TEAM GAME HIGHS

POINTS.....	81	vs Georgia State (1/27/07)
	77	vs VCU (1/10/07)
	77	vs Wagner (11/20/06)
	73	vs Cornell (12/02/06)
	72	vs Hampton (12/28/06)
FIELD GOALS MADE.....	32	vs Wagner (11/20/06)
	28	vs Georgia State (1/27/07)
FIELD GOAL ATTEMPTS.....	64	vs Wagner (11/20/06)
	58	at Hofstra (1/20/07)
	58	at Delaware (1/13/07)
FIELD GOAL PERCENTAGE.....	.609 (28-46)	vs Georgia State (1/27/07)
	.540 (27-50)	at James Madison (2/7/07)
3 PT FIELD GOALS MADE.....	12	vs Georgia State (1/27/07)
	9	vs George Mason (1/16/07)
	9	vs Hampton (12/28/06)
	9	vs Cornell (12/02/06)
3 PT FG ATTEMPTS.....	29	vs Towson (12/05/06)
	27	vs UNC Wilmington (2/3/07)
3 PT FG PERCENTAGE.....	.480 (12-25)	vs Georgia State (1/27/07)
	.467 (7-15)	vs UMBC (12/22/06)
FREE THROWS MADE.....	27	vs VCU (1/10/07)
	21	vs Hampton (12/28/06)
	21	vs UMBC (12/22/06)
FREE THROW ATTEMPTS.....	34	vs VCU (1/10/07)
	33	vs Jacksonville State (12/01/06)
FREE THROW PERCENTAGE.....	.955 (21-22)	vs UMBC (12/22/06)
	.882 (15-17)	at Hofstra (1/20/07)
REBOUNDS.....	47	vs Jacksonville State (12/01/06)
	43	vs Drexel (2/14/07)
ASSISTS.....	18	vs Georgia State (1/27/07)
	16	vs James Madison (1/31/07)
	16	at George Mason (1/3/07)
	16	vs Towson (12/05/06)
	16	vs Cornell (12/02/06)
	16	vs Wagner (11/20/06)
	16	at Kansas State (11/11/06)
STEALS.....	12	vs North Florida (12/08/06)
	9	vs Jacksonville State (12/01/06)
BLOCKED SHOTS.....	7	vs Drexel (2/14/07)
	4	vs North Florida (12/08/06)
	4	vs Wagner (11/20/06)
TURNOVERS.....	28	vs Jacksonville State (12/01/06)
	24	vs Hampton (12/28/06)
FOULS.....	25	vs Wagner (11/20/06)
	24	at James Madison (2/7/07)
	24	at Hofstra (1/20/07)
	24	vs VCU (1/10/07)
	24	at Kansas State (11/11/06)

2006-07 William and Mary Basketball
 William and Mary High/Low Analysis (as of Feb 14, 2007)
 All games

Opponent - GAME HIGHS

POINTS.....	90	at VCU (1/29/07)
	88	vs VCU (1/10/07)
	79	at Navy (11/28/06)
	77	at Hofstra (1/20/07)
	77	at Delaware (1/13/07)
FIELD GOALS MADE.....	34	at VCU (1/29/07)
	28	vs George Mason (1/16/07)
FIELD GOAL ATTEMPTS.....	80	at Kansas State (11/11/06)
	62	vs Jacksonville State (12/01/06)
FIELD GOAL PERCENTAGE.....	.614 (27-44)	at Navy (11/28/06)
	.595 (25-42)	vs VCU (1/10/07)
3 PT FIELD GOALS MADE.....	12	at VCU (1/29/07)
	12	at Delaware (1/13/07)
3 PT FG ATTEMPTS.....	31	vs Wagner (11/20/06)
	30	vs Richmond (12/31/06)
3 PT FG PERCENTAGE.....	.643 (9-14)	at Navy (11/28/06)
	.500 (12-24)	at VCU (1/29/07)
	.500 (7-14)	vs VCU (1/10/07)
FREE THROWS MADE.....	31	vs VCU (1/10/07)
	19	at Hofstra (1/20/07)
	19	at Delaware (1/13/07)
	19	vs Hampton (12/28/06)
FREE THROW ATTEMPTS.....	37	vs VCU (1/10/07)
	31	vs Hampton (12/28/06)
FREE THROW PERCENTAGE.....	.917 (11-12)	vs Northeastern (1/6/07)
	.867 (13-15)	at Old Dominion University (1/24/07)
	.867 (13-15)	vs UMBC (12/22/06)
REBOUNDS.....	59	at Kansas State (11/11/06)
	43	at Holy Cross (11/25/06)
ASSISTS.....	20	at Navy (11/28/06)
	19	at VCU (1/29/07)
STEALS.....	14	vs Jacksonville State (12/01/06)
	12	at Holy Cross (11/25/06)
BLOCKED SHOTS.....	8	at Kansas State (11/11/06)
	5	at Holy Cross (11/25/06)
TURNOVERS.....	21	vs Hampton (12/28/06)
	19	vs Jacksonville State (12/01/06)
	19	vs Wagner (11/20/06)
FOULS.....	25	vs VCU (1/10/07)
	25	vs Jacksonville State (12/01/06)

2006-07 William and Mary Basketball
 William and Mary High/Low Analysis (as of Feb 14, 2007)
 All games

William and Mary - GAME LOWS

POINTS.....	44	at Old Dominion University (1/24/07)
	57	at Holy Cross (11/25/06)
	57	at Georgia State (1/8/07)
	59	vs Jacksonville State (12/01/06)
	60	at Kansas State (11/11/06)
	60	vs Towson (12/05/06)
	60	vs Northeastern (1/6/07)
	60	vs Drexel (2/14/07)
FIELD GOALS MADE.....	14	at Old Dominion University (1/24/07)
	18	vs Drexel (2/14/07)
FIELD GOAL ATTEMPTS.....	41	vs Hampton (12/28/06)
	42	vs UMBC (12/22/06)
	42	vs Richmond (12/31/06)
FIELD GOAL PERCENTAGE.....	.318 (14-44)	at Old Dominion University (1/24/07)
	.352 (19-54)	vs Towson (12/05/06)
3 PT FIELD GOALS MADE.....	2	vs Jacksonville State (12/01/06)
	2	at Delaware (1/13/07)
3 PT FG ATTEMPTS.....	11	vs Jacksonville State (12/01/06)
	11	vs Drexel (2/14/07)
3 PT FG PERCENTAGE.....	.091 (2-22)	at Delaware (1/13/07)
	.182 (2-11)	vs Jacksonville State (12/01/06)
FREE THROWS MADE.....	3	at Georgia State (1/8/07)
	6	vs Wagner (11/20/06)
FREE THROW ATTEMPTS.....	7	at Georgia State (1/8/07)
	10	vs George Mason (1/16/07)
FREE THROW PERCENTAGE.....	.429 (3-7)	at Georgia State (1/8/07)
	.500 (6-12)	vs Wagner (11/20/06)
REBOUNDS.....	23	vs UMBC (12/22/06)
	24	vs Georgia State (1/27/07)
ASSISTS.....	9	at Delaware (1/13/07)
	9	at Old Dominion University (1/24/07)
STEALS.....	1	vs George Mason (1/16/07)
	2	at UNC Wilmington (2/10/07)
BLOCKED SHOTS.....	0	vs Towson (12/05/06)
	0	at George Mason (1/3/07)
	0	vs VCU (1/10/07)
	0	at Delaware (1/13/07)
	0	vs George Mason (1/16/07)
	0	at VCU (1/29/07)
TURNOVERS.....	7	vs UNC Wilmington (2/3/07)
	8	vs Towson (12/05/06)
FOULS.....	11	vs Jacksonville State (12/01/06)
	11	vs Northeastern (1/6/07)

2006-07 William and Mary Basketball
 William and Mary High/Low Analysis (as of Feb 14, 2007)
 All games

Opponent - GAME LOWS

POINTS.....	43	at Georgia State (1/8/07)
	44	vs North Florida (12/08/06)
	47	vs Drexel (2/14/07)
	53	vs Wagner (11/20/06)
	53	vs Richmond (12/31/06)
FIELD GOALS MADE.....	16	at Georgia State (1/8/07)
	17	vs Wagner (11/20/06)
FIELD GOAL ATTEMPTS.....	42	vs VCU (1/10/07)
	42	at Delaware (1/13/07)
	42	vs UNC Wilmington (2/3/07)
FIELD GOAL PERCENTAGE.....	.300 (24-80)	at Kansas State (11/11/06)
	.327 (16-49)	at Georgia State (1/8/07)
3 PT FIELD GOALS MADE.....	1	vs Drexel (2/14/07)
	3	vs Jacksonville State (12/01/06)
	3	vs UMBC (12/22/06)
	3	at James Madison (2/7/07)
3 PT FG ATTEMPTS.....	11	vs Drexel (2/14/07)
	13	vs UNC Wilmington (2/3/07)
3 PT FG PERCENTAGE.....	.091 (1-11)	vs Drexel (2/14/07)
	.158 (3-19)	vs Jacksonville State (12/01/06)
FREE THROWS MADE.....	3	vs Jacksonville State (12/01/06)
	3	vs North Florida (12/08/06)
FREE THROW ATTEMPTS.....	8	vs Jacksonville State (12/01/06)
	8	vs North Florida (12/08/06)
FREE THROW PERCENTAGE.....	.375 (3-8)	vs Jacksonville State (12/01/06)
	.375 (3-8)	vs North Florida (12/08/06)
REBOUNDS.....	21	vs Georgia State (1/27/07)
	24	vs UMBC (12/22/06)
	24	at George Mason (1/3/07)
	24	vs George Mason (1/16/07)
ASSISTS.....	4	vs Hampton (12/28/06)
	6	vs UMBC (12/22/06)
STEALS.....	0	vs North Florida (12/08/06)
	3	vs Wagner (11/20/06)
	3	vs UNC Wilmington (2/3/07)
BLOCKED SHOTS.....	0	vs UMBC (12/22/06)
	0	vs Hampton (12/28/06)
	0	vs George Mason (1/16/07)
TURNOVERS.....	4	vs George Mason (1/16/07)
	8	at Old Dominion University (1/24/07)
FOULS.....	13	at Georgia State (1/8/07)
	14	vs Towson (12/05/06)
	14	vs Northeastern (1/6/07)

2006-07 William and Mary Basketball
 William and Mary High/Low Analysis (as of Feb 14, 2007)
 All games

William and Mary - INDIVIDUAL GAME HIGHS

POINTS.....	26	Payton, Adam vs VCU (1/10/07)
	25	Mann, Nathan at UNC Wilmington (2/10/07)
	24	Payton, Adam vs UNC Wilmington (2/3/07)
	23	Payton, Adam at Hofstra (1/20/07)
	22	Kisielius, Laimis at VCU (1/29/07)
FIELD GOALS MADE.....	9	Mann, Nathan at UNC Wilmington (2/10/07)
	8	Mann, Nathan vs James Madison (1/31/07)
	8	Kisielius, Laimis at VCU (1/29/07)
	8	Payton, Adam at Delaware (1/13/07)
	8	Kisielius, Laimis vs Wagner (11/20/06)
FIELD GOAL ATT.....	17	Kisielius, Laimis at VCU (1/29/07)
	16	Payton, Adam vs Towson (12/05/06)
	16	Payton, Adam at Navy (11/28/06)
FG PCT (min 5 made).....	.833 (5-6)	Payton, Adam vs Georgia State (1/27/07)
	.833 (5-6)	Kisielius, Laimis vs Jacksonville State (12/01/06)
3 PT FG MADE.....	5	Mann, Nathan vs James Madison (1/31/07)
	4	Mann, Nathan at UNC Wilmington (2/10/07)
	4	Schneider, David vs Northeastern (1/6/07)
	4	Mann, Nathan at George Mason (1/3/07)
	4	Schneider, David vs Towson (12/05/06)
	4	Mann, Nathan vs Cornell (12/02/06)
3 PT FG ATTEMPTS.....	11	Mann, Nathan vs UNC Wilmington (2/3/07)
	10	Mann, Nathan vs Cornell (12/02/06)
3-PT FG PCT (min 2 made).....	1.000 (3-3)	Kisielius, Laimis at Kansas State (11/11/06)
	1.000 (2-2)	Mann, Nathan at VCU (1/29/07)
	1.000 (2-2)	Trumbower, Adam vs Georgia State (1/27/07)
	1.000 (2-2)	Payton, Adam vs Georgia State (1/27/07)
	1.000 (2-2)	Stein, Peter vs Georgia State (1/27/07)
	1.000 (2-2)	Payton, Adam vs VCU (1/10/07)
	1.000 (2-2)	Kisielius, Laimis vs Hampton (12/28/06)
	1.000 (2-2)	Payton, Adam vs Hampton (12/28/06)
FREE THROWS MADE.....	10	Payton, Adam vs VCU (1/10/07)
	9	Kisielius, Laimis vs Jacksonville State (12/01/06)
FREE THROW ATT.....	12	Kisielius, Laimis vs Hampton (12/28/06)
	12	Kisielius, Laimis vs Jacksonville State (12/01/06)
FT PCT (min 3 made).....	1.000 (8-8)	Payton, Adam at Hofstra (1/20/07)
	1.000 (6-6)	Smith, Alex at Delaware (1/13/07)
	1.000 (5-5)	Payton, Adam at Old Dominion University (1/24/07)
	1.000 (4-4)	Kisielius, Laimis vs Drexel (2/14/07)
	1.000 (4-4)	Kisielius, Laimis at VCU (1/29/07)
	1.000 (4-4)	Kisielius, Laimis vs VCU (1/10/07)
	1.000 (4-4)	Payton, Adam vs UMBC (12/22/06)
	1.000 (4-4)	Schneider, David vs North Florida (12/08/06)
	1.000 (4-4)	Mann, Nathan vs North Florida (12/08/06)
	1.000 (4-4)	Mann, Nathan vs Towson (12/05/06)
	1.000 (4-4)	Kisielius, Laimis vs Cornell (12/02/06)
	1.000 (3-3)	Mann, Nathan at UNC Wilmington (2/10/07)
	1.000 (3-3)	Payton, Adam at James Madison (2/7/07)
	1.000 (3-3)	Mann, Nathan vs UNC Wilmington (2/3/07)
	1.000 (3-3)	Schneider, David vs George Mason (1/16/07)
	1.000 (3-3)	Cofield, Corey vs George Mason (1/16/07)
	1.000 (3-3)	Mann, Nathan vs VCU (1/10/07)
	1.000 (3-3)	Smith, Alex at George Mason (1/3/07)

	1.000	(3-3)	Stein, Peter vs Hampton (12/28/06)
	1.000	(3-3)	Mann, Nathan vs UMBC (12/22/06)
REBOUNDS.....	9		Smith, Alex at Delaware (1/13/07)
	9		Payton, Adam at George Mason (1/3/07)
	9		Mann, Nathan vs North Florida (12/08/06)
	9		Schneider, David at Kansas State (11/11/06)
ASSISTS.....	7		Schneider, David at Kansas State (11/11/06)
	6		Schneider, David vs James Madison (1/31/07)
	6		Schneider, David vs Wagner (11/20/06)
STEALS.....	4		Payton, Adam at Hofstra (1/20/07)
	4		Payton, Adam vs VCU (1/10/07)
	4		Schneider, David at Kansas State (11/11/06)
BLOCKED SHOTS.....	3		Smith, Alex vs Drexel (2/14/07)
	2		Stein, Peter vs Drexel (2/14/07)
	2		Stein, Peter vs James Madison (1/31/07)
	2		Kisielius, Laimis vs Richmond (12/31/06)
	2		Smith, Alex vs Hampton (12/28/06)
	2		Kisielius, Laimis vs UMBC (12/22/06)
	2		Kisielius, Laimis vs North Florida (12/08/06)
	2		Stein, Peter vs North Florida (12/08/06)
	2		Darnell, Chris vs Cornell (12/02/06)
TURNOVERS.....	6		Kisielius, Laimis vs Jacksonville State (12/01/06)
	5		Payton, Adam vs VCU (1/10/07)
	5		Cofield, Corey vs Jacksonville State (12/01/06)
	5		Kisielius, Laimis at Holy Cross (11/25/06)
	5		Schneider, David at Kansas State (11/11/06)
FOULS.....	5		Hess, Steven at Old Dominion University (1/24/07)
	5		Stein, Peter at Hofstra (1/20/07)
	5		Mann, Nathan at Hofstra (1/20/07)
	5		Kisielius, Laimis vs George Mason (1/16/07)
	5		Stein, Peter vs VCU (1/10/07)
	5		Payton, Adam vs Towson (12/05/06)
	5		Smith, Alex at Holy Cross (11/25/06)
	5		Mann, Nathan at Kansas State (11/11/06)