

2006-07

Tribe

MEN'S BASKETBALL

MEN'S BASKETBALL CONTACT/ASSOCIATE DIRECTOR: KRIS SEARS - PHONE: 757-221-3368 - EMAIL: KASEAR@WM.EDU - FAX: 757-221-3412

GEORGE MASON (6-5, 0-1 CAA)

VS.

WILLIAM AND MARY TRIBE (7-4, 0-1 CAA)

Jan. 3, 2007 • 7:00 PM
Patriot Center (10,000)
Fairfax, Va.

W&M FACES 2006 FINAL FOUR PARTICIPANT GEORGE MASON

After spending the entire month of December in the friendly confines of Kaplan Arena, the William and Mary men's basketball team will hit the road as the CAA season gets underway. W&M will travel to Fairfax, Va., to meet 2006 NCAA Final Four participant George Mason on Jan. 3 at 7 p.m. The Tribe enters the CAA road affair on a four-game winning streak and has claimed six of its last seven contests.

W&M put the clamps on Richmond in a 61-53 New Years Eve victory. Senior guard Adam Payton paced three Tribe players in doubles figures with 13, while sophomore forward Alex Smith added a career-high 12. Junior Laimis Kisielius continued his strong campaign with 11 points and a team-high eight rebounds. George Mason is coming off an impressive 63-59 victory over SEC foe Mississippi State on Dec. 30.

The game can be heard live over the Tribe Radio Network with Jay Colley, Bill McDonald and Charlie Woollum on the call. The contest also can be followed live over the Internet at TribeAthletics.com.

STORY LINES

- W&M will look to extend its winning streak to five, which would be the longest such streak since a pair of seven-game stretches during the 1997-98 season.

- The Tribe will hit the road for the first time in over a month. The last W&M road trip was Nov. 28 when it battled Navy in Annapolis, Md.

- The College will look for its first victory over George Mason since the 2001-02 season and its first win in Fairfax since the 1997-98 campaign.

PROBABLE STARTING LINEUPS

WILLIAM AND MARY TRIBE

Pos.	No.	Name	Ht.	Wt.	Cl./El.	PPG	APG	RPG	Other
G	2	David Schneider	6-3	175	Fr./Fr.	10.5	3.3	3.0	1.6 SPG
G	11	Nathan Mann	6-2	190	Jr./Jr.	7.5	2.2	3.7	
G	24	Adam Payton	6-3	195	5th/Sr.	11.5	1.5	3.9	.821 FT%
F	13	Laimis Kisielius	6-8	210	Jr./Jr.	13.3	2.2	3.4	.500 3FG%
F	15	Peter Stein	6-9	225	So./So.	4.4	1.4	3.5	.679 FG%

GEORGE MASON PATRIOTS

Pos.	No.	Name	Ht.	Wt.	Cl./El.	PPG	APG	RPG	Other
F	33	Louis Birdsong	6-6	235	Fr./Fr.	3.4	0.8	3.3	
F	34	Will Thomas	6-7	230	Jr./Jr.	13.6	2.0	7.1	.594 FG%
G	5	Gabe Norwood	6-5	190	Sr./Sr.	4.0	1.5	2.7	
G	23	John Vaughan	6-3	185	Jr./So.	11.7	1.3	2.8	
G	42	Folarin Campbell	6-4	205	Jr./Jr.	15.4	3.5	3.7	1.6 SPG

2006-07 W&M MEN'S BASKETBALL SCHEDULE

Overall: 7-4 Home: 7-1 Away: 0-3 Conference: 0-1

NOVEMBER

1	BARTON COLLEGE (exh.)	W, 85-73
11	at Kansas State	L, 60-70
20	WAGNER	W, 77-53
25	at Holy Cross	L, 57-66
28	at Navy	L, 63-79

DECEMBER

2006 W&M TIP-OFF CLASSIC (WILLIAMSBURG, VA.)

1	Cornell vs. VMI	Cornell, 99-94
1	JACKSONVILLE STATE	W, 59-56
2	Jacksonville State vs. VMI	Jacksonville State, 87-85
2	CORNELL	W, 73-68 (OT)
5	TOWSON * (TV - CSN-MA; CSN-P)	L, 60-73
8	NORTH FLORIDA	W, 61-44
22	UMBC	W, 70-58
28	HAMPTON	W, 72-67
31	RICHMOND	W, 61-53

JANUARY

3	at George Mason *	7 PM
6	NORTHEASTERN (TV - CN8) *	12 PM
8	at Georgia State *	6 PM
10	VIRGINIA COMMONWEALTH *	7 PM
13	at Delaware *	7 PM
16	GEORGE MASON (TV - ESPN Regional) *	7 PM
20	at Hofstra *	4 PM
24	at Old Dominion *	7 PM
27	GEORGIA STATE *	7 PM
29	at Virginia Commonwealth *	7:30 PM
31	JAMES MADISON *	7 PM

FEBRUARY

3	UNC WILMINGTON * (TV - UNCW-TV)	7 PM
7	at James Madison *	7 PM
10	at UNC Wilmington *	7 PM
14	DREXEL *	7 PM
17	ESPN BracketBusters (Away)	
21	at Drexel *	7:30 PM
24	OLD DOMINION *	2 PM

MARCH

2	CAA Tournament First Round (Richmond, Va.)
3	CAA Tournament Quarterfinals (Richmond, Va.)
4	CAA Tournament Semifinals (Richmond, Va.)
5	CAA Tournament Final (Richmond, Va.)

* Colonial Athletic Association game
 CSN-MA - Comcast SportsNet Mid-Atlantic
 CSN-P - Comcast SportsNet Philadelphia



MEDIA INFORMATION

WILLIAM AND MARY SPORTS INFORMATION

Kris Sears, Assoc. Director (MBK Contact)
Office: (757) 221-3368
Cell: (765) 860-1205
E-mail: kasear@wm.edu
Fax: (757) 221-3412
Website: www.TribeAthletics.com

CAA TELEPHONIC PRESS CONFERENCES

Members of the media are invited to participate in the CAA's weekly telephonic press conference series. The first call will occur on Jan. 2, continuing each Tuesday morning through Feb. 27. CAA coaches will be available to answer questions beginning at 10 AM. The weekly lineup is listed below. The phone number to take part in the call is 888-677-9010. Members of the media should contact **Rob Washburn (804-754-1616)** at the CAA office for the password to access the call.

10:00 Tom Pecora (Hofstra)
10:10 Bill Coen (Northeastern)
10:20 Anthony Grant (VCU)
10:30 Blaine Taylor (Old Dominion)
10:40 **Tony Shaver (William and Mary)**
10:50 Brad Brownell (UNC Wilmington)
11:00 Dean Keener (James Madison)
11:10 Jim Larranaga (George Mason)
11:20 Pat Kennedy (Towson)
11:30 Monte Ross (Delaware)
11:40 Bruiser Flint (Drexel)
11:50 Michael Perry (Georgia State)

WILLIAM AND MARY RADIO NETWORK

Teaming up once again to call all the action of Tribe basketball over the airwaves will be **Jay Colley, Charlie Woollum and Bill McDonald.**

The flagship stations for the radio network are WYTD, 92.3 FM, and WBACH, 107.9 FM. W&M games can be heard on all of the following stations:

WYTD (92.3 FM) Williamsburg
WBACH (107.9 FM) Williamsburg
WCLM (1450 AM) Richmond
WBRG (1050 AM) Lynchburg

Tribe basketball games can also be heard live via the Internet. Go to the W&M website: www.TribeAthletics.com and click on the "Live Audio" link for more information.

ON THE INTERNET

For complete coverage of all 23 of William and Mary's teams on the Internet, go to www.TribeAthletics.com. The official site of Tribe athletics features the most recent press releases, statistics and schedule information, as well as the latest basketball game notes and season updates.

VIA CELL PHONE

Fans can have final scores for all W&M sports sent as a text message to a cell phone. "eSCORES" is a free service available from Stretch Internet, the Tribe's Internet broadcast partner. To sign up for this service, go to the W&M web site: www.TribeAthletics.com and click on the "eSCORES" link at the top of the page.

TRIBE PLAYERS CAREER VS. GEORGE MASON

Corey Cofield

Date	Starts	Min	FG-A	Pct	3FG-A	Pct	FT-A	Pct	O-D	Tot	PF	A	TO	B	S	Pts
1/12/06		19	3-5	.600	0-0	.000	2-2	1.000	1-3	4	1	3	3	0	2	8
1/26/06	*	30	4-8	.500	0-0	.000	3-6	.500	4-1	5	2	2	2	0	2	11
1/29/05	*	26	5-9	.556	0-0	.000	2-3	.667	3-3	6	0	0	3	1	1	12
2/12/05	*	40	7-13	.538	0-0	.000	5-6	.833	6-3	9	5	3	3	1	1	9
1/10/04	*	32	8-11	.727	0-0	.000	6-8	.750	1-1	2	2	0	4	2	1	22
1/31/04	*	22	2-4	.500	0-0	.000	0-2	.000	1-5	6	3	1	3	0	0	4
Totals 6-5		169-28.2	29-50	.580	0-0	.000	18-27	.667	16-16	32-5.3	13	9	18	4	7	66-11.0

Adam Payton

Date	Starts	Min	FG-A	Pct	3FG-A	Pct	FT-A	Pct	O-D	Tot	PF	A	TO	B	S	Pts
1/12/06	*	22	2-5	.400	1-3	.333	1-2	.500	1-0	1	1	0	2	0	2	6
1/26/06	*	7	2-5	.400	1-2	.500	0-0	.000	0-1	1	1	2	0	0	2	5
Totals 2-2		29-14.5	4-10	.400	2-5	.400	1-2	.500	1-1	2	2	2	0	4	11-5.5	

Adam Trumbower

Date	Starts	Min	FG-A	Pct	3FG-A	Pct	FT-A	Pct	O-D	Tot	PF	A	TO	B	S	Pts
1/12/06		8	0-1	.000	0-1	.000	0-0	.000	0-0	0	1	0	1	0	0	0
1/26/06		4	0-0	.000	0-0	.000	0-0	.000	0-0	0	1	1	0	0	0	0
1/29/05		9	1-2	.500	0-1	.000	2-2	1.000	0-0	0	1	1	0	0	0	4
1/10/04		13	1-1	1.000	1-1	1.000	1-2	.500	1-0	1	1	0	0	0	0	4
1/31/04		18	1-2	.500	0-1	.000	0-0	.000	1-0	1	1	1	0	0	0	2
Totals 5-0		52-10.4	36	.500	1-4	.250	3-4	.750	2-0	2-0.4	5	3	1	0	0	10-2.0

Kyle Carrabine

Date	Starts	Min	FG-A	Pct	3FG-A	Pct	FT-A	Pct	O-D	Tot	PF	A	TO	B	S	Pts
1/29/05		8	0-1	.000	0-1	.000	0-0	.000	0-1	1	0	0	0	0	0	0
Totals 1-0		8-8.0	0-1	.000	0-1	.000	0-0	.000	0-1	1-1.0	0	0	0	0	0	0-0.0

Laimis Kisielius

Date	Starts	Min	FG-A	Pct	3FG-A	Pct	FT-A	Pct	O-D	Tot	PF	A	TO	B	S	Pts
1/12/06	*	12	0-7	.000	0-2	.000	3-4	.750	2-0	2	1	0	2	1	0	3
1/26/06	*	29	3-9	.333	1-2	.500	0-0	.000	2-1	3	0	4	2	0	2	7
1/29/05	*	27	3-6	.500	1-2	.500	2-2	1.000	0-0	0	1	3	2	0	0	9
2/12/05	*	31	1-9	.111	0-1	.000	2-2	1.000	0-1	1	1	2	0	0	1	4
Totals 4-4		99-24.8	7-31	.226	2-7	.286	7-8	.875	4-2	6-1.5	3	9	6	1	3	23-5.8

Nathan Mann

Date	Starts	Min	FG-A	Pct	3FG-A	Pct	FT-A	Pct	O-D	Tot	PF	A	TO	B	S	Pts
1/12/06		7	0-2	.000	0-1	.000	0-0	.000	0-0	0	0	0	1	0	0	0
1/26/06		17	3-8	.375	3-7	.429	0-0	.000	1-0	1	1	0	1	0	0	9
1/29/05	*	24	7-14	.500	1-7	.143	0-0	.000	0-3	3	4	3	1	0	1	15
2/12/05	*	41	10-19	.526	5-11	.455	0-1	.000	1-2	3	4	4	4	0	1	25
Totals 4-2		89-22.3	20-43	.465	9-26	.346	0-1	.000	2-5	7-1.8	9	7	7	0	2	49-12.3

Chris Stratton

Date	Starts	Min	FG-A	Pct	3FG-A	Pct	FT-A	Pct	O-D	Tot	PF	A	TO	B	S	Pts
1/26/06		1	0-1	.000	0-0	.000	0-0	.000	0-0	0	0	0	0	0	0	0
1/29/05		9	1-2	.500	0-1	.000	0-0	.000	0-0	0	2	0	0	0	1	2
Totals 2-0		10-5.0	1-3	.333	0-1	.000	0-0	.000	0-0	0-0.0	2	0	0	0	1	2-1.0

Chris Darnell

Date	Starts	Min	FG-A	Pct	3FG-A	Pct	FT-A	Pct	O-D	Tot	PF	A	TO	B	S	Pts
1/12/06		18	1-2	.500	0-1	.000	0-0	.000	0-0	0	0	1	1	0	0	2
1/26/06		7	0-1	.000	0-0	.000	0-0	.000	1-0	1	0	0	0	0	0	0
Totals 2-0		25-12.5	1-3	.333	0-1	.000	0-0	.000	1-0	1-0.5	0	1	1	0	0	2-1.0

Alex Smith

Date	Starts	Min	FG-A	Pct	3FG-A	Pct	FT-A	Pct	O-D	Tot	PF	A	TO	B	S	Pts
1/12/06		11	1-1	1.000	0-0	.000	0-0	.000	0-0	0	0	0	0	1	0	2
1/26/06		9	1-2	.500	0-0	.000	0-0	.000	0-0	0	1	0	2	0	0	2
Totals 2-0		20-10.0	2-3	.667	0-0	.000	0-0	.000	0-0	0-0.0	1	0	2	1	0	4-2.0

Peter Stein

Date	Starts	Min	FG-A	Pct	3FG-A	Pct	FT-A	Pct	O-D	Tot	PF	A	TO	B	S	Pts
1/12/06		12	0-3	.000	0-1	.000	0-0	.000	0-1	1	2	1	1	0	0	0
1/26/06		17	2-5	.400	0-1	.000	0-0	.000	0-1	1	3	0	2	0	0	4
Totals 2-0		29-14.5	2-8	.250	0-2	.000	0-0	.000	0-2	2-1.0	5	1	3	0	0	4-2.0

SCOUTING GEORGE MASON

George Mason enters the contest with the Tribe at 6-5 on the year after knocking off a streaking SEC foe in Mississippi State. The Bulldogs had won seven straight before falling to the Patriots, 63-59, on Dec. 30. The 2006 NCAA Final Four participant lost its only CAA contest to date, 61-49, at Drexel on Dec. 28.

The game with the Tribe will be the second straight home affair for George Mason. The Patriots played eight of their first 10 games away from the Patriot Center before playing Mississippi State. GMU and W&M have a pair of common opponents in Hampton and Holy Cross. Both teams defeated Hampton, while George Mason defeated Holy Cross and the Tribe fell at the Crusaders.

George Mason is led in scoring by junior guard Folarin Campbell, who averages 15.4 points per game. He also tops the Patriots in assist at 3.5 per contest. Junior forward Will Thomas (13.6) and sophomore guard John Vaughan (11.7) also average in double figures for the Patriots. Thomas tops GMU in rebounding (7.1 per game) and field goal percentage (59.4 percent) as well. The Patriots are the top defensive team in the CAA, limiting opponents to 58.5 points per game.

The Patriots hold the series advantage with the Tribe at 31-25, including a 17-9 mark in Fairfax. W&M will look to snap an eight-game losing streak to George Mason. The last Tribe victory in the series came on Feb. 18, 2002, 54-51, in Williamsburg. The last W&M win in Fairfax was on Feb. 16, 1998, 81-80, in overtime.

RECAPPING RICHMOND

The Tribe ran its winning streak to four games with a 61-53 win over the Richmond Spiders at Kaplan Arena on New Years Eve. It marks the first four-game winning streak for the Tribe since the 2002-03 season. W&M put the defensive clamps on UR on its way to victory. The Tribe improved to 7-4 on the year, winning its sixth contest in the last seven games, while Richmond fell to 4-8.

Senior guard Adam Payton led the Tribe with 13 points, while sophomore Alex Smith established a career-high with 12 points, hitting on 4-of-5 from the field and the free throw line. Junior forward Laimis Kisielius continued his solid play for the Tribe with 11 points and a team-high eight rebounds as well as three assists and two block shots. Junior Nathan Mann and sophomore Peter Stein equaled Kisielius for team-high honors with eight rebounds apiece. The eight boards for Stein were a career high, while Mann also led the Tribe with four assists.

Richmond built a 12-8 lead heading into the first media timeout on the strength of 6-of-7 shooting from the field, but the Tribe came out of the break with a renewed vigor. The lead would not only be short lived, but it would be the last time the Spiders found the scoring column for a long stretch. The Tribe went on a 13-point spurt over the next seven minutes, building a lead it would never relinquish.

Mann hit on the first of two free throws, and Kisielius cleaned up the rebound on the second to pull W&M within one. After forcing the Spiders to misfire on a deep 3-pointer on the other end of the court, junior Kyle Carrabine was fouled on a put-back attempt and tied the affair at 12, hitting his second freebie. Carrabine gave the Tribe its first lead of the contest with 11:50 remaining on a trey from the right wing after a give-and-go with senior captain Adam Trumbower.

The final Spider point of the first half came on a free throw by Drew Cranks with 7:03 remaining. The Tribe defense held Richmond without a field goal for the final 15 minutes of the first half. W&M forced UR to go 0-of-12 from the floor with eight turnovers and headed to the lockerroom with a 27-13 advantage.

The Tribe lead ballooned to 15 a minute into the second half, following a free throw from Kisielius. Coupled with the final 15 minutes of the first half, W&M went on a 20-1 run, before a Ryan Butler 3-pointer from the right wing ended the UR draught. Richmond closed the gap early in the second half, scoring nine of the first 12 points of the half. The Spiders knocked down a pair of 3-pointers, a lay-up and a free throw to climb back within 30-22 at the 15:09 mark.

After a Smith offensive put-back pushed the Tribe lead back to double digits, Richmond drew to within seven on a Brian Morris steal and fast break lay-up from Crank. It would be as close as the Spiders would get. Leading 38-30 with 9:14 remaining, the Tribe used a 9-0 run to put the game out of reach. Kisielius drove the lane and found Payton in the right corner for a jumper to extend the lead to 10 at 40-30. Freshman David Schneider (Phoenix, Ariz.) connected on a 3-pointer off a skip pass from Payton at the 7:44 mark. After a Payton free throw, Schneider hit another three from the right side. The trifecta was Schneider's third of the game and pushed the Tribe advantage to its largest at 17, 47-30.

Richmond attempted a furious comeback, but the Tribe had the answers. Kisielius and Payton both brought the Tribe faithful to its feet with a pair of drunks to end brief Spiders spurts. The W&M advantage teetered between 10 and 13 points over the closing minutes before a Peter Thomas lay-up with less than a second remaining provided the final margin at 61-53.

The College narrowly missed hitting on 50 percent from the floor for the third straight game. W&M finished 47.6 percent (20-of-42) from the field, including seven 3-point field goals. The Tribe defense was up to the task against Richmond's offense, limiting the Spiders to 36.8 percent (21-of-57) from the floor and 20 percent (6-of-30) from 3-point range. The Tribe also held a significant advantage in the rebounding department, 40-26. It marked the third time this season W&M pulled down at least 40 boards in a game.

TALE OF THE TAPE

SERIES HISTORY.....GMU leads, 31-25
LAST MEETING GMU won, 81-58 (1/26/06)

OVERALL STATS	W&M	GMU
Points Per Game	64.8	60.3
Opp. Points Per Game	62.5	58.5
Scoring Differential	+2.4	+1.7
Field Goal Percentage	.433	.450
Opp. Field Goal Percentage	.411	.418
3-Point Percentage	.327	.309
Opp. 3-Point Percentage	.265	.379
Free Throw Percentage	.658	.686
Opp. Free Throw Percentage	.646	.687
Rebounds Per Game	33.6	31.5
Off. Rebounds Per Game	10.5	9.6
Def. Rebounds Per Game	23.1	21.9
Opp. Rebounds Per Game	34.2	30.0
Opp. Off. Reb. Per Game	12.0	9.9
Opp. Def. Reb. Per Game	22.2	21.1
Rebound Differential	-0.5	+1.5
Assists Per Game	13.4	11.5
Opp. Assists Per Game	12.0	11.7
Turnovers per game	15.8	14.4
Opp. Turnovers per game	14.8	14.4
Blocks Per Game	2.2	2.3
Opp. Blocks Per Game	2.6	3.3
Steals Per Game	6.0	7.2
Opp. Steals Per Game	7.5	6.8
CONFERENCE STATS	W&M	GMU
Points Per Game	60.0	49.0
Opp. Points Per Game	73.0	61.0
Scoring Differential	-13.0	-12.0
Field Goal Percentage	.352	.413
Opp. Field Goal Percentage	.531	.386
3-Point Percentage	.276	.111
Opp. 3-Point Percentage	.250	.450
Free Throw Percentage	.778	.667
Opp. Free Throw Percentage	.800	.571
Rebounds Per Game	26.0	31.0
Off. Rebounds Per Game	5.0	8.0
Def. Rebounds Per Game	21.0	23.0
Opp. Reb. Per Game	37.0	34.0
Opp. Off. Reb. Per Game	6.0	14.0
Opp. Def. Reb. Per Game	31.0	20.0
Rebound Differential	-11.0	-3.0
Assists Per Game	16.0	6.0
Opp. Assists Per Game	17.0	12.0
Turnovers per game	8.0	13.0
Opp. Turnovers per game	13.0	12.0
Block Shots Per Game	0.0	2.0
Opp. Block Shots Per Game	1.0	3.0
Steals Per Game	4.0	6.0
Opp. Steals Per Game	7.0	5.0

TRIBE TRENDS

By MONTH...	06-07	SHAVER ERA
In November	1-3	9-9
In December	6-1	11-11
In January	0-0	4-25
In February	0-0	5-18
In March	0-0	1-3
RECORD IN...		
Decided by 5 pts or less	3-0	6-13
Decided by 10 pts or less	4-2	13-29
Decided by 11 or more pts	3-2	17-37
At night	6-2	25-44
During the day	1-2	4-19
Decided in OT	1-0	2-4
Televised	0-1	0-9
SCORING...		
Less than 60 points	1-1	2-29
60-69 points	2-3	5-23
70-79 points	4-0	7-11
80-89 points	0-0	11-2
90-99 points	0-0	5-1
100 or more points	0-0	0-0
ALLOWING...		
Less than 60 points	5-0	10-5
60-69 points	2-1	11-14
70-79 points	0-3	8-24
80-89 points	0-0	1-15
90-99 points	0-0	0-6
100 or more points	0-0	0-2
RECORD WHEN...		
Leading at the half	6-0	23-9
Trailing at the half	1-4	5-51
Tied at the half	0-0	1-3
Lead with 5 min. left	6-0	28-7
Trailing with 5 min. left	1-4	2-58
Tied with 5 min. left	0-0	0-1
Three in double digits	3-2	11-23
Four in double digits	1-0	9-6
Five in double digits	0-0	3-0
SHOOTING FROM THE FIELD...		
50 percent or better	3-0	13-0
between 40 and 50%	4-1	15-32
Less than 40%	0-3	2-34
Opp. shooting 50%	0-2	0-30
Opp. shoots 40-50%	4-0	18-27
Opp. shoots less than 40%	3-2	12-9
Better than opponent	6-2	27-8
Worse than opponent	1-2	2-54
Hits 8 or more 3-pt. FGs	2-2	9-10
More 3-pt. FG than opp.	4-2	12-14
Shoots 50% from 3-pt. FGs	0-0	6-4
SHOOTING FROM THE FREE THROW LINE...		
Makes More Than Opp.	6-0	27-25
Makes Less than Opp.	1-4	2-36
Shoots 70% or better	2-2	17-29
Opp. Shoots 70% or better	2-2	7-34
REBOUNDING...		
Outrebounding opp.	5-1	22-25
Outrebounded by opp.	2-3	6-35
Wins Offensive glass	3-1	13-38
Loses Offensive glass	4-3	16-26
Wins Defensive glass	6-0	27-22
Loses Defensive glass	1-3	3-36
TURNOVERS...		
Fewer Turnovers than opp.	4-1	14-16
More Turnovers than opp.	3-3	15-46
10 or fewer turnovers	1-1	2-4
more than 10 turnovers	6-3	28-62

TURNING UP THE DEFENSIVE EFFORT

One of the biggest reasons for the Tribe's early season success has been its play on the defensive end. That fact was more evident in W&M's performance against Richmond. The Spider's jumped out to a 12-8 led on the Tribe heading into the first media timeout. UR had connected on 6-of-7 from the field over the stretch. The College came out of the timeout with a renewed vigor and held Richmond without a field goal over the final 15 minutes of the first half. The Spiders could only muster a single free throw during the decisive stretch, while misfiring on all 12 of its attempts from the field and turning the ball over eight times.

W&M held Richmond to only 13 first-half points, in opening up a 14-point advantage. The 13 first-half points were the fewest allowed by the Tribe since Jan. 24, 2001, when James Madison only put up 11 points in the opening stanza.

Against North Florida, the Tribe held the Ospreys to 44 total points in a 17-point victory. The last time the College held an opponent to fewer than 44 points in a game was Jan. 31, 2001 when W&M held American to 42 points in a 51-42 victory.

The Tribe has limited five opponents to less than 60 points in a contest this season. When W&M has given up fewer than 70 points this season, it is 7-1. The College ranks second in the CAA in field goal percentage defense. W&M tops the conference and ranks fifth nationally in 3-point field goal percentage defense.

BEST START SINCE 1997-98

The Tribe is off to its best start in nearly a decade at 7-4. The last time the College opened the season with a better record was during the 1997-98 season when it went 7-3 to start. During that campaign, W&M finished 20-7, including a first-place tie in the CAA at 13-3.

The 7-4 start to the year also marks the best start to a season in the College's four years under head coach Tony Shaver. Last season, W&M was 5-5 through the opening 10 games of the season, which was the best start in three years under Shaver.

The Tribe is currently riding a four-game winning streak, its longest since the 2002-03 season. The College has also won six of its last seven, the best stretch since 1997-98.

3-POINT DEFENSE

The Tribe has made it tough on opponents from beyond the 3-point arc. W&M held its opponents to only 26.5 percent shooting from 3-point range. That number not only tops the CAA, but ranks among the national leaders. According to kenpom.com, the Tribe ranks fifth nationally in 3-point field goal defense.

NATIONAL TOP 10 IN 3-POINT FIELD GOAL PERCENTAGE DEFENSE

1. Mississippi St. (SEC)	22.9
2. Duke (ACC)	24.7
3. Texas A&M (Big 12)	25.1
4. Oregon (Pac 10)	25.9
5. William & Mary (CAA)	26.5
6. Tulsa (CUSA)	27.1
7. West Virginia (Big East)	27.3
8. Wichita St. (Missouri Valley)	27.6
9. Alabama (SEC)	27.8
10. Maryland (ACC)	28.0

SMITH ON A TEAR

Sophomore forward Alex Smith has been on a tear recently for the Tribe. Over W&M's last three games, all victories, Smith is averaging 9.7 points and 4.0 rebounds. He is also shooting 60 percent from the floor and 83.3 percent from the free throw line. The Greenville, S.C., native has been the Tribe's leading scorer off the bench in all three contests.

On Dec. 31 versus Richmond, Smith came off the pine and tallied his best game in the Green and Gold. He finished with a career-high 12 points, including 10 in the second half. He played 20 minutes, connecting on 4-of-5 from the field and from the free throw line in the process. Smith also finished with four rebounds and a steal.

BACK-TO-BACK 50 PERCENT SHOOTING EFFORTS

The Tribe connected on 51.2 percent (21-of-41) from the field in its victory over Hampton, including a sizzling 60 percent (12-of-20) in the second half. It marked the second-straight contest that W&M shot 50 percent or better from the floor. The College connected on 50 percent (21-of-42) from the floor in a victory over UMBC on Dec. 22.

The last time the Tribe had back-to-back games of 50 percent or better from the field was during Shaver's first season at the helm in 2003-04. The College connected on 54.5 percent from the field against Old Dominion on Jan. 26, 2004, before hitting on 60 percent of its attempts two days later versus James Madison.

The College narrowly missed making it three straight contests shooting 50 percent or better. W&M connected on 47.6 percent (20-of-42) in its New Years Eve victory over Richmond.

KISIELIUS WITH THE HOT HAND

Junior Laimis Kisielius is not only having one of the best shooting seasons in the CAA, but one of the best in W&M school history. Kisielius has connected on 58.2 percent from the floor and 50 percent from beyond the 3-point arc. He ranks third in the CAA in field goal percentage. According to kenpom.com, Kisielius ranks 15th nationally in effective field goal percentage. The statistic is based on a formula similar to regular field goal percentage with players that attempt and connect on more 3-point field goals receiving more credit in the percentage for doing so.

At his current pace, the 58.2 percent from the floor would rank second in school history. It would also be the highest field goal percentage for a Tribe players since Carl Parker notched the school record at 59.9 percent in 1996. Kisielius' 3-point field goal percent would also rank as the top percentage in school history at its current rate. The current mark is 44.1 percent from Greg Burzell during the 1988 season.

W&M SINGLE-SEASON FIELD GOAL PERCENTAGE

(minimum 200 Attempts)

Player	Year	FGM-FGA	Pct.
1. Carl Parker	1996	164-274	.599
2. Laimis Kisielius	2007	46-79	.582
3. John Lowenhaupt	1978	195-337	.579
4. Gary Bland	1984	115-201	.572
5. Keith Cieplicki	1985	235-413	.569

W&M SINGLE-SEASON 3-POINT FIELD GOAL PERCENTAGE

(minimum 75 Attempts)

Player	Year	3PM-3PA	Pct.
1. Laimis Kisielius	2007	16-32	.500
2. Greg Burzell	1988	75-170	.441
3. Brendan Connor	1992	34-78	.436
4. Bobby Fitzgibbons	1996	57-131	.435
5. Kyle Carrabine	2007	13-31	.419
5. Jim Moran	1999	44-106	.415
6. Matt Verkey	1993	50-121	.413
7. Nathan Mann	2006	51-124	.411

PAYTON ENJOYING BEST COLLEGIATE SEASON

Fifth-year senior guard Adam Payton is enjoying his best collegiate season in 2006-07. He ranks second on the team in scoring at 11.5 points per game, while leading W&M in rebounds per game (3.9) and steals (16). In eight of the first 11 games, Payton has tallied double digits. He led W&M in scoring against Holy Cross, Navy and Richmond.

One of the most impressive stats for Payton this season is his free throw percentage. The Burlington, N.J., native ranks third in the CAA at 82.1 percent from the free throw line. The percentage is also a significant increase of his career average. Payton entered the season, shooting 58.1 percent (54-of-93) for his career.

SCORING BREAKDOWN

CLASS	Pts	Pct.
Freshmen	120	16.8
Sophomore	121	17.0
Junior	283	39.7
Senior	189	26.5

SCORING	Pts	Pct.
Starters	423	59.3
Bench	290	40.7

POINTS IN THE PAINT	Pts	APG
W&M	268	24.4
Opponents	278	25.3

POINTS OFF TURNOVERS	Pts	APG
W&M	186	16.9
Opponents	181	16.5

BENCH SCORING	Pts	APG
W&M	290	26.4
Opponents	155	14.1

FT% LAST 5 MINUTES + OT	FTM-A	Pct.
W&M	63-82	.768
Opponents	40-59	.678

FG% LAST 5 MINUTES + OT	FGM-A	Pct.
W&M	38-84	.452
Opponents	44-99	.444

3FG% LAST 5 MINUTES + OT	3FGM-A	Pct.
W&M	6-22	.273
Opponents	12-42	.286

W-L RECORDS OF STARTING LINEUPS

5-1 - Schneider, Mann, Payton, Kisielius, Stein - (W - vs. WC, vs. UNF, vs. UMBC, vs. HU, vs. UR - L - at KSU)
 1-0 - Stein, Sumner, Cofield, Trumbower, Payton (W - vs. CU)
 1-0 - Mann, Kisielius, Carrabine, Smith, Darnell - (W - vs. JSU) -
 0-1 - Schnedier, Mann, Payton, Kisielius, Cofield - (L - at HC)
 0-1 - Mann, Payton, Kisielius, Stein, Darnell - (L - at Navy)
 0-1 - Trumbower, Mann, Carrabine, Kisielius, Smith - (L - vs. TU)

LEADING SCORERS

5 - Laimis Kisielius (18 vs. WC, 20 vs. JSU, 21 vs. CU, 19 vs. UMBC, 18 vs. HU)
 3 - Adam Payton (15 at HC, 12 at Navy, 13 vs. UR)
 2 - David Schneider (18 at KSU, 18 vs. TU)
 1 - Adam Trumbower (12 at Navy), Nathan Mann (12 vs. UNF)

LEADING REBOUNDERS

4 - Nathan Mann (6 at HC, 9 vs. UNF, 3 vs. HU, 8 vs. UR), Peter Stein (6 vs. JSU, 4 vs. TU, 3 vs. HU, 8 vs. UR)
 3 - Laimis Kisielius (6 vs. JSU, 6 vs. CU, 8 vs. UR)
 2 - Adam Payton (9 vs. WC, 4 vs. TU), Adam Trumbower (6 at Navy, 4 vs. TU), David Schneider (9 at KSU, 3 vs. HU), Alex Smith (5 vs. UMBC, 3 vs. HU)
 1 - Corey Cofield (6 at HC)

LEADING ASSISTS

4 - David Schneider (7 at KSU, 6 vs. WC, 5 vs. UNF, 3 vs. HU)
 2 - Laimis Kisielius (4 vs. TU, 3 vs. HU), Peter Stein (4 vs. JSU, 4 vs. TU), Adam Trumbower (4 at Navy, 5 vs. CU), Nathan Mann (4 at HC, 8 vs. UR)
 1 - Adam Payton (4 vs. UMBC)

TOTAL DUNKS

15 - A. Payton (6), A. Smith (3), S. Hess (2), L. Kisielius (2), C. Darnell (1), D. Sumner (1)

TOTAL 3-POINT PLAYS

10 - A. Payton (3), A. Smith (3), C. Cofield (1), K. Carrabine (1), C. Darnell (1), L. Kisielius (1), A. Trumbower (1)

TOTAL CHARGES TAKEN

13 - D. Schneider (5), A. Smith (4), A. Trumbower (1), C. Cofield (1), P. Stein (1), N. Mann (1)

GENERAL INFORMATION

NAME	The College of William & Mary
LOCATION	Williamsburg, Va.
FOUNDED	1693 (2nd oldest college in U.S.)
UNDERGRADUATE ENROLLMENT	5,700
NICKNAME	Tribe
COLORS	Green, Gold and Silver
ARENA (CAPACITY)	Kaplan Arena at William and Mary Hall (8,600)
AFFILIATION	NCAA Division I
CONFERENCE	Colonial Athletic Association
PRESIDENT	Gene R. Nichol
ALMA MATER	Oklahoma State, 1973
CHANCELLOR	Sandra Day O'Connor
ALMA MATER	Stanford, 1950
DIRECTOR OF ATHLETICS	Terry Driscoll
ALMA MATER	Boston College, 1969
SR. ASSOC. AD/SWA	Barbara Blosser
ALMA MATER	Ohio State, 1975
ATHLETICS DEPT. PHONE	(757) 221-3400
TICKET OFFICE PHONE	(757) 221-3340

MEN'S BASKETBALL INFORMATION

HEAD COACH	Tony Shaver
ALMA MATER	North Carolina, 1976
RECORD AT W&M	30-66 (Fourth Season)
CAREER RECORD	388-188 (21st Season)
ASSISTANT COACHES	Dee Vick (Hampden-Sydney, 1994) Antwon Jackson (Pikeville College, 1993) Ben Wilkins (North Carolina State, 2001)
2005-06 RECORD	8-20
CONFERENCE RECORD/FINISH	3-15/T10th
CAA TOURNAMENT RECORD	0-1 (.000)
STARTERS RETURNING/LOST	3/2
LETTERWINNERS RETURNING/LOST	10/5
FIRST YEAR OF BASKETBALL	1905-06
ALL-TIME RECORD	1039-1194 (.465)
NCAA TOURNAMENT APPEARANCES	None
NIT APPEARANCES	1 (1983)
LAST POSTSEASON OPPONENT	Virginia Tech (3/17/83), L 79-85

CAREER GAMES PLAYED/STARTED

	Games	Starts
Corey Cofield	93	65
Adam Payton †	91	35
Adam Trumbower	75	5
Nathan Mann	68	35
Laimis Kisielius	67	55
Alex Smith	38	5
Peter Stein	36	11
Kyle Carrabine	34	2
Chris Darnell	32	3
Chris Stratton	25	1
Steven Hess	9	0
Danny Sumner	8	1
David Schneider	8	7
Marcus Barnett	2	0

† includes 52 games and zero starts at Vanderbilt

W&M STARTING LINEUPS

GAME	GUARD	GUARD	GUARD	FORWARD	FORWARD
at KSU (11/11)	Schneider	Mann	Payton	Kisielius	Stein
Wagner (11/20)	Schneider	Mann	Payton	Kisielius	Stein
at HC (11/25)	Schneider	Mann	Payton	Kisielius	Cofield
at Navy (11/28)	Mann	Payton	Kisielius	Darnell	Stein
JSU (12/1)	Mann	Carrabine	Kisielius	Darnell	Smith
Cornell (12/2)	Trumbower	Payton	Sumner	Cofield	Stein
Towson (12/5)	Trumbower	Mann	Carrabine	Kisielius	Smith
NFU (12/8)	Schneider	Mann	Payton	Kisielius	Stein
UMBC (12/22)	Schneider	Mann	Payton	Kisielius	Stein
Hampton (12/28)	Schneider	Mann	Payton	Kisielius	Stein
Richmond (12/31)	Schneider	Mann	Payton	Kisielius	Stein
at GMU (1/3)					
NU (1/6)					
at GSU (1/8)					
VCU (1/10)					
at Del. (1/13)					
GMU (1/7)					
at Hofstra (1/20)					
at ODU (1/24)					
GSU (1/27)					
at VCU (1/29)					
JMU (1/31)					
UNCW (2/3)					
at JMU (2/7)					
at UNCW (2/10)					
Drexel (2/14)					
TBA (2/17)					
at Drexel (2/21)					
ODU (2/24)					

CARRABINE MAKING HIS MARK

After playing sparingly in his first two seasons with the Tribe, junior guard Kyle Carrabine is making an impact in 2006-07. During his junior campaign, Carrabine has already eclipsed his scoring total from the previous two seasons and proven to be a threat from 3-point range for the Tribe. The Naperville, Ill., native tallied a career-high 10 points in the Tribe's CAA opener against Towson, connecting on 3-of-6 from beyond the 3-point arc.

For the season, Carrabine is averaging 4.8 points per contest, while shooting 41.9 percent from 3-point range. He is averaging 12 minutes per game off the bench for the Tribe. On four occasions this season, he has connected on two 3-point field goals. Carrabine also earned the first two starts of his Tribe career, garnering the nod against Jacksonville State on Dec. 1 and then again vs. Towson on Dec. 5.

At his current pace, Carrabine's 3-point field goal percent would rank as the fifth best in school history. This season, he is 13-of-31 from beyond the arc. He would need to attempt 75, 3-point field goals during the year to earn a spot in the single-season top 10.

BENCH SCORING

W&M head coach Tony Shaver felt that his 2006-07 Tribe team would be the deepest he has had in his four seasons at the helm. The Tribe's play off the bench this season has echoed Shaver's sentiments.

This season, the College has averaged 26.4 points per game from its reserves, outscoring its opponents by an average of 12 points off the bench. The Tribe has outscored its opponents off the bench on nine occasions and is 7-2 in those contests. Sophomore forward Alex Smith leads the way, topping the Tribe off the bench on four occasions. In each of the last three contests against UMBC and Hampton, Smith has been a force in the post averaging 9.7 point off the bench.

On four occasions this season the Tribe bench has outscored the starters. In Tribe contests with Wagner, Cornell and Towson, the W&M bench scored over 40 points. In the 24-point win over the Seahawks, the bench held a 40-37 advantage over the starters, while the reserves scored 50 points, led by the 21 from junior Laimis Kisielius against Cornell. The Tribe held a 42-18 scoring advantage over Towson on Dec. 5.

The 40-plus point efforts off the bench against Wagner, Cornell and Towson marked the third, fourth and fifth times under head coach Tony Shaver that W&M scored 40 or



more points off the bench. In each of the last two seasons, the Tribe accomplished the feat. Last season, the College tallied 42 points off the bench in the season-opening victory over Maine. On Dec. 1, 2004, the W&M subs scored 42 points in a victory over Longwood. The 50 points off the bench against Cornell were the most under Shaver.

Leading W&M Bench Scorers

Date	Opponent	Leading Scorer	Total W&M Bench Scoring
11/11	at Kansas State	Cofield (4)	12
11/20	Wagner	Sumner (12)	40
11/25	at Holy Cross	Smith (3) Stein (3)	8
11/28	at Navy	Trumbower (12)	36
12/1	JSU	Payton (18)	27
12/2	Cornell	Kisielius (21)	50
12/5	Towson	Schnedier (18)	42
12/8	North Florida	Carrabine (5)	13
12/22	UMBC	Smith (9)	24
12/28	Hampton	Smith (8)	17
12/31	Richmond	Smith (12)	21

STEPPING UP THE FREE THROW PRODUCTION

The W&M coaching staff has emphasized the importance of getting to the free throw line in recent weeks, and from the looks of things, the Tribe has been listening. After averaging only eight free throws made on 14.7 attempts through the first three games of the season, W&M has nearly doubled those efforts recently. In the Tribe's last eight contests, the College connected on 134-of-196 from the charity stripe. In those affairs, W&M is averaging 16.8 free throws made on 24.5 attempts per game.

The Tribe has not only gotten to the charity stripe more often recently, but shot a

W&M VS. OPPONENTS

Below is a game-by-game breakdown of how W&M has fared against its opponents in the following categories: Free Throws, Bench Points, Points in the Paint, Second Chance Points and Fast Break Points. W&M stats shown first followed by opponents stats.

GAME	FT	BENCH	PAINT	OFF TO	2ND CHANCE	FB
at KSU (11/11)	10-16	12-13	20-28	9-19	11-28	7-15
Wagner (11/20)	6-11	40-23	40-10	27-10	11-5	9-2
at HC (11/25)	8-17	8-19	30-32	18-15	14-21	2-6
at Navy (11/28)	15-16	36-19	26-30	16-30	14-3	6-16
JSU (12/1)	17-3	27-6	20-36	16-27	12-10	2-8
Cornell (12/2)	16-9	50-9	24-28	17-10	11-4	0-4
Towson (12/5)	14-16	42-18	18-28	19-10	2-8	4-7
NFU (12/8)	16-3	13-6	28-20	14-6	3-4	4-2
UMBC (12/22)	21-13	24-20	20-22	18-8	5-6	6-4
Hampton (12/28)	21-19	17-9	22-18	25-32	10-15	2-2
Richmond (12/31)	14-5	21-13	20-26	7-14	18-16	0-4
at GMU (1/3)						
NU (1/6)						
at GSU (1/8)						
VCU (1/10)						
at Del. (1/13)						
GMU (1/7)						
at Hofstra (1/20)						
at ODU (1/24)						
GSU (1/27)						
at VCU (1/29)						
JMU (1/31)						
UNCW (2/3)						
at JMU (2/7)						
at UNCW (2/10)						
Drexel (2/14)						
TBA (2/17)						
at Drexel (2/21)						
ODU (2/24)						
Totals	158-128	290-155	268-278	186-181	111-120	42-70

W&M OPPONENT RECORDS

OPPONENT	06-07 RECORD	05-06 RECORD
Kansas State	10-3	15-13
Wagner	4-8	13-14
Holy Cross	8-6	20-12
Navy	8-5	10-18
Jacksonville State	3-9	16-13
Cornell	4-7	13-15
Towson	6-5	12-16
North Florida	1-10	6-22
UMBC	4-9	10-19
Hampton	3-9	16-16
Richmond	4-8	13-17
George Mason	6-5	28-7
Northeastern	3-9	19-11
Georgia State	4-7	7-22
VCU	9-3	19-10
Delaware	2-10	9-21
Hofstra	8-4	26-7
Old Dominion	8-4	24-10
James Madison	3-8	5-23
UNC Wilmington	3-7	25-8
Drexel	9-2	15-16
Combined	110-137	372-310

* - Through Jan. 1

W&M OPPONENT RATINGS

TEAM	COLLEGE RPI.COM	SAGARIN RATINGS
William & Mary	228	223
Kansas State	38	61
Wagner	285	293
Holy Cross	99	138
Navy	145	188
Jacksonville State	331	320
Cornell	220	233
Towson	113	164
North Florida	318	333
UMBC	238	259
Hampton	269	265
Richmond	276	261
George Mason	84	92
Northeastern	231	227
Georgia State	225	244
VCU	111	70
Delaware	291	268
Hofstra	85	130
Old Dominion	90	87
James Madison	322	316
UNC Wilmington	245	205
Drexel	7	34

* - as of Jan. 1

W&M INDIVIDUAL SUPERLATIVES

	06-07	CAREER
DOUBLE-DIGIT SCORING GAMES		
Corey Cofield	0	53
Laimis Kisielius	8	29
Nathan Mann	4	23
Adam Payton	8	13
Peter Stein	1	4
David Schneider	4	4
Alex Smith	1	2
Kyle Carrabine	1	1
Danny Sumner	1	1
Adam Trumbower	1	1
Marcus Barnett	0	0
Chris Darnell	0	0
Steven Hess	0	0
Chris Stratton	0	0
20-POINT GAMES		
Corey Cofield	0	12
Laimis Kisielius	2	3
Nathan Mann	0	2
Adam Payton	0	1
10-REBOUND GAMES		
Corey Cofield	0	13
5-ASSIST GAMES		
Nathan Mann	0	5
David Schneider	3	3
Laimis Kisielius	0	2
Adam Trumbower	1	2
Adam Payton	0	1
DOUBLE-DOUBLES		
Corey Cofield	0	12

CAREER DOUBLE-DOUBLES

COREY COFIELD (12)

21 pts, 11 reb. at Delaware (1/21/04)
 15 pts, 10 reb. vs. Old Dominion (1/26/04)
 25 pts, 10 reb. vs. JMU (2/4/04)
 18 pts, 13 reb. at Drexel (2/7/04)
 13 pts, 13 reb. vs. Hofstra (2/14/04)
 18 pts, 11 reb. vs. Towson (2/18/04)
 24 pts, 10 reb. vs. Radford (11/20/04)
 22 pts, 12 reb. vs. VCU (1/22/05)
 21 pts, 11 reb. at UNC Wilmington (2/9/05)
 11 pts, 13 reb. at Towson (2/26/05)
 15 pts, 11 reb. vs. JMU (CAA) (3/4/05)
 19 pts, 11 reb. at Northeastern (2/2/06)

better percentage as well. Over the first three games of the season, W&M connected on only 54.5 percent from the free throw line, but the College has improved that percentage to 68.4 percent over the last seven games.

When the Tribe gets to the free throw line 20 or more times, there is a good chance the contest will end in a victory. This season, W&M has had 20 or more attempts from the charity stripe on seven occasions and is 6-1 in those contests. Over the last three seasons, the College is 22-14 (.611) when attempting 20 or more from the free throw line.

DIFFERENCE AT THE CHARITY STRIPE

W&M has been productive from the free throw line in late game situations. While the Tribe is shooting 65.8 percent from the charity stripe on the year, the number jumps significantly late in the game. With five minutes or less remaining in a contest, the College has shot 76.8 percent from the line. Below is a player-by-player breakdown of how W&M has fared at the foul line with five minutes or less remaining in the game and in overtime:

Player	FT	FT%
Nathan Mann	6-of-6	1.000
Adam Trumbower	9-of-10	.900
Laimis Kisielius	18-of-21	.857
Adam Payton	16-of-20	.800
Alex Smith	3-of-4	.750
David Schneider	7-of-11	.636
Kyle Carrabine	1-of-2	.500
Steven Hess	1-of-2	.500
Peter Stein	1-of-4	.250
Marcus Barnett	0-of-1	.000
Danny Sumner	0-of-1	.000
Total	63-of-82	.768

LEAD-DEFICIT COMPARISON

OPPONENT	LARGEST LEAD	LARGEST DEFICIT	RESULT
at Kansas State	11 - (1st - 11:13)	14 - (2nd - 1:41)	L, 60-70
Wagner	27 - (2nd - 3:21)	Never	W, 77-53
at Holy Cross	Never	13 (1st - 10:30)	L, 57-66
at Navy	Never	25 - (2nd - 3:43)	L, 63-79
Jacksonville State	10 - (2nd - 5:02)	3 - (2nd - 11:06)	W, 59-56
Cornell	5 - (OT - 0:01)	13 - (2nd - 5:00)	W, 73-68 (OT)
Towson	2 - (1st - 18:31)	17 - (2nd - 19:20)	L, 60-73
North Florida	20 - (2nd - 0:38)	1 - (2nd - 14:16)	W, 61-44
UMBC	19 - (1st - 1:23)	1 - (1st - 19:27)	W, 70-58
Hampton	15 - (2nd - 3:42)	3 - (1st - 2:15)	W, 72-67
Richmond	17 - (2nd - 6:34)	5 - (1st - 16:54)	W, 61-53
at George Mason			
Northeastern			
at Georgia State			
VCU			
at Delaware			
George Mason			
at Hofstra			
at Old Dominion			
Georgia State			
at VCU			
James Madison			
UNC Wilmington			
at James Madison			
at UNC Wilmington			
Drexel			
ESPN BracketBusters			
at Drexel			
Old Dominion			

50 PERCENT EQUALS VICTORIES

The Tribe has been flawless under head coach Tony Shaver when it hits on 50 percent or better from the floor. W&M has notched a pair of victories this season when shooting over 50 percent from the floor. Against Wagner (32-of-64) and UMBC (21-of-42), the Tribe shot 50 percent from the field on its way to a pair of wins. It marked the 11th and 12th times in Shaver's four years at the helm that W&M shot 50 percent or better from the field. In all 12 of those contests, W&M has walked away with a victory. Here is a look at the Tribe's 50 percent or better shooting from the field under Shaver:

Date	Team	Result	Percentage (FGM-FGA)
12/28/06	Hampton	W, 72-67	.512 (21-41)
12/22/06	UMBC	W, 70-58	.500 (21-42)
11/20/06	Wagner	W, 77-53	.500 (32-64)
2/4/06	Georgia State	W, 90-73	.633 (31-49)
1/28/06	James Madison	W, 86-68	.518 (29-56)
12/21/05	UNC Greensboro	W, 83-73	.536 (30-56)
11/26/05	Campbell	W, 93-79	.589 (33-56)
1/26/05	Towson	W, 83-65	.521 (25-48)
12/1/04	Longwood	W, 90-60	.500 (30-60)
1/28/04	at James Madison	W, 99-86	.600 (33-55)
1/26/04	Old Dominion	W, 86-77	.545 (30-55)
12/30/03	Campbell	W, 82-67	.500 (29-58)
11/23/03	Liberty	W, 91-64	.540 (34-63)

STIFLING DEFENSE

The Tribe held each of its first three opponents below 37 percent shooting from the floor. The College held Kansas State to 30 percent (24-of-80) shooting. W&M followed that performance by holding Wagner to 32.7 percent (17-of-52) and Holy Cross to 36.7 percent (22-of-60). It marks the best defensive three-game stretch for the Tribe since the 1999-2000 season. The Tribe held The Citadel (32 percent (16-of-50) on Dec. 2), UNC Wilmington (35.5 percent (18-of-53) on Dec. 6) and American (31.8 percent (14-of-44) on

STARTERS-BENCH COMPARISON

OPPONENT	TOTAL	POINTS	REBOUNDS
	POINTS-REBOUNDS	STARTERS-BENCH	STARTERS-BENCH
at Kansas State	60-37	48-12	21-10
Wagner	77-42	37-40	15-25
at Holy Cross	57-32	49-8	21-7
at Navy	63-30	27-36	13-14
Jacksonville State	59-47	32-27	21-21
Cornell	73-33	23-50	12-14
Towson	60-26	18-42	8-16
North Florida	61-35	48-13	21-6
UMBC	70-23	46-24	10-9
Hampton	72-25	55-17	12-8
Richmond	61-40	40-21	31-9
at George Mason			
Northeastern			
at Georgia State			
VCU			
at Delaware			
George Mason			
at Hofstra			
at Old Dominion			
Georgia State			
at VCU			
James Madison			
UNC Wilmington			
at James Madison			
at UNC Wilmington			
Drexel			
ESPN BracketBusters			
at Drexel			
Old Dominion			

TRIBE BY THE NUMBERS

4	Number of W&M TV games at home in 2006-07
5th	Tribe's rank nationally in 3-point field goal percentage defense according to kenpom.com
7	Number of non-conference wins the Tribe has in 2006-07, the most since it had eight in 1992-93
13	W&M overcame a 13-point deficit in the final five minutes against Cornell, before winning in overtime
15th	Rank of Laimis Kisielius nationally in effective field goal percentage according to kenpom.com
50	Points the W&M bench scored in an overtime victory over Cornell
59.0	Points per game opponents are averaging against the Tribe in Kaplan Arena this season
99	Number of career 3-pointers by junior guard Nathan Mann
.265	3-point field goal percentage Tribe opponents are shooting in 2006-07, which leads the CAA
538	Number of career rebounds for Corey Cofield which ranks 19th in school history
.582	Laimis Kisielius' field goal percentage, which ranks third in the CAA
.821	Free throw percentage of Adam Payton, the third-best mark in the CAA
1,039	Number of All-time victories at W&M
4,675	Number of miles from Vilnius, Lithuania (home of Laimis Kisielius) to Williamsburg, Va.

CAA

	CAA		Overall	
	W-L	Pct.	W-L	Pct.
Drexel	1-0	1.000	9-2	.818
VCU	1-0	1.000	9-3	.750
Old Dominion	1-0	1.000	8-4	.667
Hofstra	1-0	1.000	8-4	.667
Towson	1-0	1.000	6-5	.545
Northeastern	1-0	1.000	3-9	.250
William and Mary	0-1	.000	7-4	.636
George Mason	0-1	.000	6-5	.545
Georgia State	0-1	.000	4-7	.364
UNC Wilmington	0-1	.000	3-7	.300
James Madison	0-1	.000	3-8	.273
Delaware	0-1	.000	2-10	.167

CAA SCHEDULE/RESULTS

Dec. 29

Delaware def. La Salle⁹, 58-56
 Towson def. Winston-Salem State, 80-59
 Hofstra def. St. John's¹⁰, 63-51
 Texas-Pan American def. JMU¹¹, 70-57
 Winthrop def. ODU, 71-65

Dec. 30

N.C. State def. UNCW, 72-51
 George Mason def. Mississippi St., 63-59
 Holy Cross def. Delaware⁹, 49-47
 Appalachian State def. VCU, 73-70
 JMU def. NJIT¹¹, 70-66

Dec. 31

Clemson def. Georgia State, 67-57
 W&M def. Richmond, 61-53
 Boston College def. Northeastern, 87-82

Jan. 3

*Drexel at Georgia State Noon
 *Delaware at JMU 7:00 pm
 *W&M at George Mason 7:00 pm
 *Hofstra at UNCW 7:00 pm
 *ODU at Northeastern 7:00 pm
 *VCU at Towson 7:00 pm

Jan. 6

*Towson at Georgia State 2:00 pm
 *Northeastern at W&M 2:00 pm
 *Delaware at Hofstra 4:00 pm
 *UNCW at Drexel 4:00 pm
 *George Mason at ODU 7:00 pm
 *VCU at JMU 7:00 pm

Jan. 8

*W&M at Georgia State 6:00 pm
 *Towson at Delaware 7:00 pm
 *Drexel at JMU 7:00 pm
 *UNCW at George Mason 7:00 pm
 *ODU at Hofstra 7:00 pm
 *Northeastern at VCU 7:00 pm

Jan. 10

*Delaware at ODU 7:00 pm
 *George Mason at Towson 7:00 pm
 *Georgia State at Northeastern 7:00 pm
 *JMU at UNCW 7:00 pm
 *VCU at W&M 7:00 pm
 *Hofstra at Drexel 7:30 pm

9 - La Salle Classic • 10 - Holiday Classic • 11 - UCF Classic
 * - CAA conference game

Dec. 9) below the mark during the campaign.

W&M has also kept its opponents at bay from beyond the 3-point arc. Kansas State shot only 20.7 percent (6-of-29) from 3-point range, while Wagner was 8-of-31 from downtown for a 25.8 percent shooting clip. Holy Cross hit on only 5-of-25 attempts from 3-point range for a 20 percent average. It marked the first time W&M held three straight opponents to less than 26 percent shooting from 3-point range since the 2001-02 season. During that stretch, W&M held Towson (7.7 percent (1-of-13) on Feb. 2), James Madison (13.3 percent (2-of-15) on Feb. 4) and Hampton (18.8 percent (3-of-16) on Feb. 6) below 20 percent from 3-point range.

TONY SHAVER - A HALL OF FAMER

In each of his previous two stops before taking over the Tribe program, head coach Tony Shaver has enjoyed great success and been inducted into the Hall of Fame at each school. In 2004, Shaver was inducted into the Hampden-Sydney College Hall of Fame after coaching the Tiger program to eight ODAC Championships, 11 NCAA Tournament appearances and two Final Fours. He had 358 career victories and a .747 winning percentage at Hampden-Sydney. On Nov. 11, 2005, Shaver was inducted into the Episcopal High School (Alexandria, Va.) Hall of Fame. He coached at the school for 10 seasons (1977-86), winning 73 percent of his games and two IAC championships. After the 1986 season, he was named the Virginia State Private School Coach of the Year and his team was ranked first in Northern Virginia by the *Alexandria Gazette*.

SCHNEIDER NAMED CAA ROOKIE OF THE WEEK

Freshman guard David Schneider garnered the Colonial Athletic Association Rookie of the Week award, the conference office announced on Nov. 13. Schneider turned an impressive performance in his first game with the Tribe, topping the team in points, assists, rebounds, steals and minutes played in a 70-60 loss at Kansas State on Nov. 11.

In a game-high 38 minutes of action, Schneider scored 18 points, pulled down nine rebounds and dished out seven assists. He connected on a trio of 3-point field goals and had four steals in his collegiate debut against the Wildcats.

Schneider sparked an 18-3 run to give W&M an 11-point cushion with 11:13 remaining in the first half. The Phoenix, Ariz., native connected a 3-pointer to get the run started. He also had a steal and fast-break lay-up during the spurt, before finding juniors Nathan Mann and Laimis Kisielius for back-to-back treys to cap the run.

TRIBE ON TELEVISION

The Tribe men's basketball program have four home televised games at Kaplan Arena as part of the largest broadcast schedule in Colonial Athletic Association history. Coming off the best season in the 22-year history of the CAA, the league will have a total of 75 games broadcast on TV, including 28 on the various ESPN platforms. As part of new multi-platform agreement with ESPN, the CAA will have three regular season contests as well as the CAA Championship on ESPN or ESPN2, six games on ESPNU and five games syndicated on ESPN Regional. The league will have its largest Comcast syndicated package featuring 30-plus games on Comcast SportsNets, SportsNet New York, CSS and CN8.

The Tribe dropped its first TV game against Towson on Dec. 5, but will also have home games against Northeastern (Jan. 6), George Mason (Jan. 16) and UNC Wilmington (Feb. 3) televised. The Northeastern affair on Jan. 6 is slated for a noon tip and will also be on the Comcast family of networks on CN8.

The College's home game with George Mason was originally scheduled for Jan. 17, but has been moved up to Tuesday, Jan. 16. The game will be part of the CAA's ESPN Platform agree and will be televised on ESPN Regional Television at 7 p.m. W&M will host its final television game of the season when UNC Wilmington heads to Williamsburg on Feb. 3. Tip-off is slated for 7 p.m. and the game will be televised on UNCW-TV.

W&M PLAYERS IN THE PROS

Five former W&M players are currently playing professionally overseas, including three who graduated within the last three years. All five are playing in their country's top division of professional basketball.

TODD CAUTHORN

Sheffield Sharks (England - BBL)

Tallied a double-double in a 93-88 overtime win over the Chester Jets on Dec. 15 with 12 points and a game-high 11 rebounds to lead the Sharks into the semifinals of the BBL Trophy ... Ranks among the league leaders in blocked shots (seventh at 0.77 per game), free throw shooting (seventh at 83.3 percent), 3-point field goal percentage (ninth at 40 percent) and field goal percentage (14th at 51.1 percent) ... Averaging 10.3 points and 4.2 rebounds per game for the Sheffield Sharks as of Dec. 19 ... In total, has played 11 years in Europe.

ZEB COPE

Entente Orleans 45 (France - LNB)

Scored 10 points on 3-of-5 shooting to go along with five rebounds in a 67-61 win over Clermont on Dec. 16 ... Tallied a team and season-high 18 points in a 89-79 loss to Le Havre on Dec. 9 ... Orleans has won seven of its last eight games and is tied for fourth in the LNA with 24 points and a 9-6 record ... Averaging 9.3 points and 5.3 rebounds per game ... Helped Boncourt from the top division in Switzerland advance to the finals of the LNA Championship in 2005-06, after the team claimed the Swiss regular season crown with an 18-4 record ... Ranked fifth in the LNA with 9.8 rebounds per game last season.

ADAM HESS

Artland Dragons of Quackenbrueck (Germany - BBL)

Leads the German Bundesliga in scoring as the only player averaging over 20 points per game at 20.7 ... Ranks fourth in league in overall efficiency at 235 and sixth in efficiency per game at 16.8 ... Averaging 5.3 rebounds per game, which ranks second on the team ... Artland is fifth in the 18-team Bundesliga at 9-5 ... Scored 14 points and pulled down six rebounds in a 70-64 victory at TBB Trier on Dec. 9 ... Played for the Phoenix Suns during the Toshiba Las Vegas Summer League, and averaged 18.2 minutes, 8.8 points, 2.6 rebounds and one assist, while shooting 64 percent from the field ... Played two seasons with BK Nymburk in the NBL, the top division in the Czech Republic, helping the team to back-to-back league titles ... Named to the Czech league's All-Imports list and second-team all-league after ranking fourth in the NBL in the value index ratings in 2005-06.

JIM MORAN

Gran Canaria (Spain - ACB)

Averaging 8.9 points and 3.2 rebounds per game, while shooting 40 percent from 3-point range and 75 percent from the free throw line for Gran Canaria ... Gran Canaria is 6-7 in the ACB ... Finished with eight points and four rebounds in 89-75 win over DKV Joventut on Dec. 15 ... Had 10 points in a 91-70 defeat to Akasvayu Girona on Dec. 10 ... Helped Gran Canaria reach the ACB (top division) playoffs and finish the year fifth in the regular season with a 20-14 record in 2005-06 ... In his seventh season with the team, after starting 29 of the team's 34 regular season games in 2005-06, averaging 7.2 points and shooting 47 percent from 3-point range ... Has played six years in Spain.

SHERMAN RIVERS

BK Sadska (Czech Republic - NBL)

Averaging 13.5 points, 4.4 rebounds and 1.9 assists, all of which rank second on the team ... Finished with nine points, three rebounds and three assists with a value index of 12 in a 104-102 win over BK Kondori Liberec on Dec. 19 ... The win was the second straight for BK Sadska as it improved to 4-11 in the NBL ... Has a value index per game of 14.0 ... Sadska is 2-10 in the NBL ... Averaged 13.8 points and 2.8 rebounds per game in his first season (2005-06) with BK Sadska.

Updated as of Dec. 20

TRIBE IN THE CAA RANKINGS

as of Jan. 1

TEAM (W&M TOP 6 ONLY)

Scoring Defense
5. W&M..... 62.5

Scoring Margin
4. W&M..... +2.4

Field Goal Pct. Defense
2. W&M..... .411

3-Point Field Goal Pct. Defense
1. W&M..... .265

Rebounding Defense
5. W&M..... 34.2

Rebounding Margin
5. W&M..... -0.5

Assists
4. W&M..... 13.36

Defensive Rebounds
T5. W&M..... 23.09

3-Point Field Goals Made
6. W&M..... 6.45

INDIVIDUAL

Points
17. Laimis Kisielius 13.3

Field Goal Pct.
3. Laimis Kisielius582

Free Throw Pct.
3. Adam Payton821
11. Laimis Kisielius731

Steals
12. Adam Payton 1.45

NATIONAL POLLS

ESPN/USA TODAY COACHES POLL (DEC. 25)

1. UCLA (31)	11-0	775	1
2. North Carolina	10-1	740	2
3. Florida	11-2	693	4
4. Wisconsin	12-1	648	5
5. Duke	11-1	624	6
6. Ohio State	10-2	594	3
7. Arizona	9-1	577	9
8. Alabama	11-1	545	10
9. Connecticut	10-0	503	11
10. Kansas	10-2	491	12
11. Pittsburgh	11-2	461	7
12. Texas A&M	10-2	401	13
13. Washington	10-1	396	17
14. Oklahoma State	12-1	347	14
15. Butler	12-1	337	16
16. Wichita State	9-2	234	8
17. Air Force	11-1	219	19
18. Nevada	10-1	205	20
19. LSU	7-3	203	15
20. Oregon	11-0	176	23
21. Clemson	12-0	172	22
22. Marquette	12-2	168	21
23. Memphis	9-3	131	18
24. Notre Dame	10-1	105	NR
25. Michigan State	12-2	91	25

RECEIVING VOTES: Tennessee 47, Maryland 32, Gonzaga 26, Washington State 23, Syracuse 20, Texas 19, Missouri State 14, Illinois 14, UNLV 13, Florida State 10, Southern Illinois 10, Georgia 5, West Virginia 4, Georgetown 2.

ASSOCIATED PRESS POLL (DEC. 25)

1. UCLA (71)	11-0	1,799	1
2. North Carolina (1)	10-1	1,720	2
3. Florida	11-2	1,615	5
4. Wisconsin	12-1	1,577	4
5. Duke	11-1	1,457	6
6. Ohio State	10-2	1,351	3
7. Arizona	9-1	1,347	9
8. Alabama	11-1	1,308	10
9. Kansas	10-2	1,246	11
10. Pittsburgh	11-2	1,065	7
11. Texas A&M	10-2	1,001	13
12. Connecticut	10-0	982	14
13. Oklahoma State	12-1	853	15
14. Washington	10-1	845	17
15. Butler	12-1	734	16
16. Wichita State	9-2	603	8
17. LSU	7-3	596	12
18. Marquette	12-2	571	19
19. Notre Dame	10-1	517	20
20. Oregon	11-0	501	21
21. Tennessee	10-2	366	NR
22. Memphis	9-3	300	18
23. Air Force	11-1	253	24
24. Nevada	10-1	203	25
25. Clemson	12-0	152	NR

RECEIVING VOTES: Texas 115, Missouri State 90, Clemson 74, Tennessee 45, Boston College 42, Virginia 39, Florida State 35, Maryland 34, Georgia 33, Georgetown 23, Michigan State 22, Purdue 9, Washington State 8, Kentucky 6, Missouri 5, Michigan 5, Southern Illinois 3, Georgia Tech 3, Illinois 3, Dayton 3, Army 1, Texas Tech 1.

TRIBE ADDS PAIR OF SIGNEES FOR 2007-08

The William and Mary men's basketball program and head coach Tony Shaver announced the signing of two players, 6-9, 240-pound power forward Marcus Kitts (Holly Springs, N.C.) and 6-4, 190-pound guard Valeriu 'Vali' Lazarescu (Brossard, Quebec, Canada), to National Letters of Intent on Nov. 9. The duo will begin competition for the Tribe during the 2007-08 season.

"It is a great day for the College of William and Mary basketball program," Shaver said. "We are adding two quality young men in Marcus Kitts and Valeriu Lazarescu to our basketball family. Our main objective with our fourth recruiting class was to be highly selective and sign difference makers. We are confident we accomplished both those goals by signing Marcus and Vali. Both players are home runs for our program. They come from great family backgrounds and have what it takes to be impact players for our ball club."

MARCUS KITTS - F - 6-9 - 240 - HOLLY SPRINGS, N.C. (MIDDLE CREEK)

Kitts averaged 19 points and 12 rebounds as a junior. He scored 419 points in 2005-06, including a season-high 36 against Lee County on Jan. 3. Each of the last two seasons, Kitts earned All-Tri-Seven Conference honors. As a sophomore in 2004-05, he averaged 13.5 points, 7.0 rebounds and 2.2 blocks per game.

"Marcus was the easiest evaluation I have made in my 30 years of coaching," Shaver said. "The first time I saw Marcus, he scored more than 30 points and grabbed over 20 rebounds in a 4A basketball game in the Raleigh, N.C., area. I knew he was our guy, and we just had to find a way to sign him. Marcus is a very talented athlete who has yet to realize his potential. He has exceptional hands and a rare knack for rebounding the ball above the rim. The bigger the game and the better the competition, the better Marcus plays. He is fearless, and he welcomes challenges from opposing teams and players."

The power forward was a 2006 McDonald's All-American Nominee. He earned MVP honors at the 2006 North Carolina State Games Tournament. After receiving interest from UNC Wilmington, Iowa, West Virginia, Davidson and Tennessee, Kitts chose to play collegiate basketball for the Tribe. He spent the summer of 2006 adding muscle to his game, bulking up nearly 20 pounds. Kitts is known as an all-out player who will bang in the paint. He gets off the floor quickly and rebounds on the interior with a purpose.

VALERIU LAZARESCU - G - 6-4 - 190 - BROSSARD, QUEBEC (CHAMPLAIN ST. LAMBERT)

Lazarescu is an athletic player and a flat-out scorer. He plays for head coach John Dangelas, regarded as one of the top coaches in Canada, at the College of Champlain St. Lambert in Montreal, Quebec, which is known for producing Division I talent. Lazarescu chose the Tribe over American, Princeton, Evansville, Toledo and Boston University.

"I am so thankful Coach John Dangelas allowed us to get involved with Vali at such a late date in the recruiting process," Shaver said. "Vali is a big guard with tremendous athleticism. He is the winner of multiple Canadian dunk contests. He can finish in transition above the rim, shoot from the perimeter and rebound from the guard position."

This season, Lazarescu led Champlain to the Hagen title with a perfect 5-0 mark. He earned tournament MVP honors and led Cavaliers to a 97-39 win over Algonquin in the title game with a team-high 22 points. He has enjoyed an exceptional final season at Champlain, also averaging 20 points per game at the Prep Canada Challenge against top teams from Toronto and Ottawa. At the 2005-06 Canadian Colleges Athletic Association (CCAA) Nationals, Lazarescu helped his Champlain team to a bronze medal.

NUMERICAL ROSTER

No.	Name	Pos.	El./Cl.	Ht.	Wt.	Hometown/High School
00	Steven Hess	F/C	Fr./Fr.	6-10	225	Charlotte, N.C./Gaston Day School
2	David Schneider	G	Fr./Fr.	6-3	175	Phoenix, Ariz./Brophy Prep
3	Adam Trumbower	G	Sr./Sr.	6-3	190	Roanoke, Va./Cave Spring
4	Alex Smith	F	So./So.	6-5	250	Greenville, S.C./Oak Hill Academy (Va.)
11	Nathan Mann	G	Jr./Jr.	6-2	190	Overland Park, Kan./St. Thomas Aquinas
12	Marcus Barnett	G	Jr./Jr.	6-2	195	Hampton, Va./Phoebus
13	Laimis Kisielius	F	Jr./Jr.	6-8	210	Vilnius, Lithuania/Miller School (Va.)
15	Peter Stein	F	So./So.	6-9	225	Houston, Texas/Westbury Christian
20	Kyle Carrabine	G	Jr./Jr.	6-7	205	Naperville, Ill./Neuqua Valley
22	Danny Sumner	F	Fr./Fr.	6-7	190	Fairfax, Va./Paul VI
23	Chris Darnell	F	So./So.	6-8	210	Fredericksburg, Va./North Stafford
24	Adam Payton	G	5th/Sr.	6-3	195	Burlington, N.J./The Lawrenceville School
25	Chris Stratton	F	Jr./Jr.	6-6	205	Burke, Va./Lake Braddock
45	Corey Cofield	F	Sr./Sr.	6-5	245	Newton, Mass./Roxbury Latin

ALPHABETICAL ROSTER

No.	Name	Pos.	El./Cl.	Ht.	Wt.	Hometown/High School
12	Marcus Barnett	G	Jr./Jr.	6-2	195	Hampton, Va./Phoebus
20	Kyle Carrabine	G	Jr./Jr.	6-7	205	Naperville, Ill./Neuqua Valley
45	Corey Cofield	F	Sr./Sr.	6-5	245	Newton, Mass./Roxbury Latin
23	Chris Darnell	F	So./So.	6-8	210	Fredericksburg, Va./North Stafford
00	Steven Hess	F/C	Fr./Fr.	6-10	225	Charlotte, N.C./Gaston Day School
13	Laimis Kisielius	F	Jr./Jr.	6-8	210	Vilnius, Lithuania/Miller School (Va.)
11	Nathan Mann	G	Jr./Jr.	6-2	190	Overland Park, Kan./St. Thomas Aquinas
24	Adam Payton	G	5th/Sr.	6-3	195	Burlington, N.J./The Lawrenceville School
2	David Schneider	G	Fr./Fr.	6-3	175	Phoenix, Ariz./Brophy Prep
4	Alex Smith	F	So./So.	6-5	250	Greenville, S.C./Oak Hill Academy (Va.)
15	Peter Stein	F	So./So.	6-9	225	Houston, Texas/Westbury Christian
25	Chris Stratton	F	Jr./Jr.	6-6	205	Burke, Va./Lake Braddock
22	Danny Sumner	F	Fr./Fr.	6-7	190	Fairfax, Va./Paul VI
3	Adam Trumbower	G	Sr./Sr.	6-3	190	Roanoke, Va./Cave Spring

Head Coach

Tony Shaver (North Carolina, 1976), Fourth season

Assistant Coaches

Dee Vick (Hampden-Sydney, 1994), Fourth season

Antwon Jackson (Pikeville College, 1993), Second season

Ben Wilkins (N.C. State, 2001) First season

PRONUNCIATION GUIDE

Kyle Carrabine	CARE - uh - byne
Corey Cofield	CO - field
Laimis Kisielius	LIE-muss kiss-ILL-ee-us
Peter Stein	STYNE
Adam Trumbower	TRUM - bow - er

ROSTER BREAKDOWN

BY POSITION

Guard: Adam Payton, Kyle Carrabine, Nathan Mann, Adam Trumbower, Marcus Barnett, David Schneider

Forward: Corey Cofield, Laimis Kisielius, Chris Darnell, Alex Smith, Peter Stein, Christ Startton, Steven Hess, Danny Sumner

Center: Steven Hess

BY HEIGHT

6-10: Steven Hess

6-9: Peter Stein

6-8: Chris Darnell, Laimis Kisielius

6-7: Kyle Carrabine, Danny Sumner

6-6: Chris Stratton

6-5: Corey Cofield, Alex Smith

6-3: Adam Payton, Adam Trumbower, David Schneider

6-2: Nathan Mann, Marcus Barnett

BY CLASS

Seniors (3): Corey Cofield, Adam Payton, Adam Trumbower

Juniors (5): Marcus Barnett, Kyle Carrabine, Laimis Kisielius, Nathan Mann, Chris Stratton

Sophomores (3): Chris Darnell, Alex Smith, Peter Stein

Freshmen (4): Steven Hess, David Schneider, Danny Sumner

BY STATE

Arizona (1): David Schneider

Illinois (1): Kyle Carrabine

Kansas (1): Nathan Mann

Massachusetts (1): Corey Cofield

New Jersey (1): Adam Payton

North Carolina (1): Steven Hess


South Carolina (1): Alex Smith

Texas (1): Peter Stein


Virginia (5): Marcus Barnett, Chris Darnell, Chris Statton, Danny Sumner, Adam Trumbower

BY COUNTRY

Lithuania (1): Laimis Kisielius




TELEVISION/RADIO SPOT CHART



STEVEN HESS

FR. • 6-10 • 230
CHARLOTTE, N.C.




DAVID SCHNEIDER

FR. • 6-3 • 175
PHOENIX, ARIZ.




ADAM TRUMBOWER

SR. • 6-3 • 190
ROANOKE, VA.




ALEX SMITH

SO. • 6-5 • 250
GREENVILLE, S.C.




NATHAN MANN

JR. • 6-2 • 190
OVERLAND PARK, KAN.




MARCUS BARNETT

JR. • 6-2 • 195
HAMPTON, VA.




LAIMISKISIELIUS

JR. • 6-8 • 210
VILNIUS, LITHUANIA




PETER STEIN

SO. • 6-9 • 220
BELLAIRE, TEXAS




KYLE CARRABINE

JR. • 6-7 • 205
NAPERVILLE, ILL.




DANNY SUMNER

FR. • 6-7 • 190
FAIRFAX, VA.




CHRIS DARNELL

SO. • 6-8 • 210
FREDERICKSBURG, VA.




ADAM PAYTON

SR. • 6-3 • 195
BURLINGTON, N.J.




CHRIS STRATTON

JR. • 6-6 • 205
BURKE, VA.



COREY COFIELD

SR. • 6-5 • 245
NEWTON, MASS.



TONY SHAVER

FOURTH SEASON AT W&M
31ST SEASON OVERALL

W&M CAREER RECORD BOOK UPDATE

SCORING

PLAYER	YEARS	G	PTS	
1. Chet Giermak	1947-50	111	2052	
2. Jeff Cohen	1958-61	103	2003	
3. J. Lowenhaupt	1975-78	112	1866	
4. Keith Cieplicki	1982-85	113	1812	
5. T. Roberts	1990-93	111	1765	
6. Kurt Small	1992-95	108	1487	
7. Bill Chambers	1951-53	82	1456	
8. John Mahoney	1952-55	78	1446	
9. R. Satterthwaite	1974-77	106	1394	
10. Adam Hess	2002-04	75	1341	
11. Ed McMillan	1948-51	120	1340	
12. Scott Smith	1989-92	107	1339	
13. Jim Moran	1998-01	107	1324	
14. Randy Bracy	1996-99	92	1229	
15. Matt Verkey	1993-96	106	1209	
16. Roy Lange	1956-59	88	1192	
17. Bev Vaughan	1958-61	88	1185	
18. Ron Panneton	1966-68	73	1182	
19. M. Courage	1973-75	77	110	1164
20. Carl Parker	1993-96	107	1150	
21. K. Richardson	1982-85	113	1139	
22. Ben Pomeroy	1965-67	74	1085	
23. Corey Cofield	2004-	93	1067	
24. Scott Whitley	1978-81	101	1061	
25. Bob Sherwood	1968, 70	51	1051	

FIELD GOAL PERCENTAGE

Player	Years	G	Pct
1. Carl Parker	1993-96	107	.560
2. Mike Strayhorn	1980-83	103	.552
3. Ben Blocker	1989-92	105	.546
4. Keith Cieplicki	1982-85	113	.541
5. K. Richardson	1982-85	113	.532
6. Todd Cauthorn	1990-93	105	.527
7. Corey Cofield	2004-	93	.521
8. J. Lowenhaupt	1975-78	112	.517
9. Dave Daugherty	1967-69	75	.515
10. Bob Sherwood	1968-70	51	.515

3-POINT FIELD GOALS

Player	Years	G	3FG
1. Matt Verkey	1993-96	106	218
2. Randy Bracy	1996-99	92	171
3. Greg Burzell	1987-89	82	150
4. Adam Hess	2002-04	75	144
5. Jim Moran	1998-2001	107	141
6. David Cox	1992-95	109	137
7. Mike Johnson	2000-02	79	129
8. Jimmy Apple	1988-91	86	124
9. B. Fitzgibbons	1996-97	54	119
10. Nick D'Antoni	2002-05	107	104
11. Nathan Mann	2005-	68	99
11. B. Connor	1990-93	102	88
13. Kurt Small	1992-95	108	86
14. Mit Winter	1998-01	109	75
T. Roberts	1990-93	111	75
16. Scotty Scott	1997, 99-00	65	69
17. T. Jennings	1995-98	71	66
18. Sean Duff	1991-94	85	64
19. Sherman Rivers	2000-03	113	59
20. Taylor Mokris	2003-06	107	58

3-POINT ATTEMPTS

Player	Years	G3FGA	
1. Matt Verkey	1993-96	106	583
2. Randy Bracy	1996-99	92	495
3. Adam Hess	2002-04	75	447
4. David Cox	1992-95	109	395
5. Jim Moran	1998-2001	107	376
6. Mike Johnson	2000-02	79	373
7. Greg Burzell	1987-89	82	358
8. Jimmy Apple	1988-91	86	341
9. Nick D'Antoni	2002-05	107	331
10. Nathan Mann	2005-	68	298
11. B. Fitzgibbons	1996-97	54	288
12. Kurt Small	1992-95	108	271

3-POINT PERCENTAGE

Player	Years	G	Pct
1. Greg Burzell	1987-89	82	.419
2. B. Fitzgibbons	1996-97	54	.413
3. Jim Moran	1998-01	107	.375
4. Matt Verkey	1993-96	106	.374
5. Mit Winter	1998-01	75	.366
6. Brendan Connor	1990-93	102	.364
Jimmy Apple	1988-91	86	.364
8. David Cox	1992-95	139	.347
9. Mike Johnson	2000-02	79	.346
10. Randy Bracy	1996-99	92	.345
11. Nathan Mann	2005-	66	.334

3-POINTERS PER GAME

Player	Years	G	Avg
1. B. Fitzgibbons	1996-97	54	2.20
2. Matt Verkey	1993-96	106	2.06
3. Adam Hess	2002-04	75	1.92
4. Randy Bracy	1996-99	92	1.86
5. Greg Burzell	1987-89	82	1.83
6. Mike Johnson	2000-02	79	1.63
7. Nathan Mann	2005-	68	1.46
8. Jimmy Apple	1988-91	86	1.44
9. Jim Moran	1998-01	107	1.32
10. David Cox	1992-95	137	1.26
11. Scotty Scott	1997, 99-00	65	1.06

FREE THROWS

Player	Years	G	FT
1. Jeff Cohen	1958-61	103	565
2. John Mahoney	1952-55	78	492
3. Kurt Small	1992-95	108	429
4. Ben Vaughan	1958-61	88	417
5. Thomas Roberts	1990-93	111	416
6. Roy Lange	1956-59	88	408
Bill Chambers	1951-53	82	408
8. John Lowenhaupt	1975-78	112	398
9. Ron Panneton	1966-68	73	370
10. Keith Cieplicki	1982-85	113	360
11. Chet Giermak	1947-50	111	358
12. Ron Satterthwaite	1974-77	106	350
13. Bill Barnes	1979-82	109	334
14. Corey Cofield	2004-	93	327

FREE THROW ATTEMPTS

Player	Years	G	FTA
1. Jeff Cohen	1958-61	103	784
2. John Mahoney	1952-55	78	670
3. Thomas Roberts	1990-93	111	608
4. Kurt Small	1992-95	108	593
5. Ben Vaughan	1958-61	88	575
6. Bill Chambers	1951-53	82	574
7. Roy Lange	1956-59	88	528
8. Bill Barnes	1979-82	109	521
9. Chet Giermak	1947-50	111	517
10. John Lowenhaupt	1975-78	112	485
11. Ron Satterthwaite	1974-77	106	480
12. Ron Panneton	1966-68	73	466
13. Corey Cofield	2004-	93	462

OFFENSIVE REBOUNDS

Player	Years	G	Reb
1. David Cully	1993-96	93	252
2. Carl Parker	1993-96	107	239
3. Corey Cofield	2004-	93	217
Thomas Roberts	1990-93	111	217
5. Tom Strohbehn	1999-02	112	213
6. Ben Blocker	1989-92	105	208

DEFENSIVE REBOUNDS

Player	Years	G	Reb
1. David Cully	1993-96	93	531
2. Thomas Roberts	1990-93	111	438
3. Ben Blocker	1989-92	105	418
4. Carl Parker	1993-96	107	406
5. Mike Johnson	2000-02	79	385
6. Tom Strohbehn	1999-02	112	367
7. Jim Moran	1998-01	107	346
8. Randy Bracy	1996-99	92	335
9. Corey Cofield	2004-	93	321
10. Adam Duggins	2000-03	100	312
Todd Cauthorn	1990-93	105	312

CAREER REBOUNDS

Player	Years	G	Reb
1. Jeff Cohen	1958-61	103	1679
2. Bill Chambers	1951-53	82	1270
3. Ben Pomeroy	1965-67	74	886
4. John Mahoney	1952-55	78	869
5. David Cully	1993-96	93	783
6. Chuck Sanders	1957-60	94	717
7. Matt Courage	1973-75	110	714
8. Kirk Gooding	1961-63	58	710
9. John Lowenhaupt	1975-78	112	669
10. Thomas Roberts	1990-93	111	655
11. Carl Parker	1993-96	107	645
12. Bev Vaughan	1958-61	88	642
13. Martin Morris	1963-65	67	629
14. Ben Blocker	1989-92	105	626
15. Kevin Richardson	1982-85	113	605
16. Tim Trout	1985-88	100	595
17. Dave Daugherty	1967-69	75	584
18. Tom Strohbehn	1999-02	112	580
19. Corey Cofield	2004-	93	538
20. Mike Johnson	2000-02	79	537

ASSIST AVERAGE

Player	Years	G	Avg
1. Randy Bracy	1996-99	92	3.82
2. Scott Coval	1983-86	110	3.72
3. Brendan Connor	1990-93	102	3.51
4. John Lowenhaupt	1975-78	112	3.29
5. Nick D'Antoni	2002-05	107	3.17
6. Bill Barnes	1979-82	109	3.13
7. Mike Enoch	1975-78	110	3.13
8. Ron Satterthwaite	1974-77	106	3.12
9. David Cox	1992-95	109	3.08
10. Curtis Pride	1987-90	94	3.05
11. Matt O'Reilly	1987-90	106	2.80
12. George Spack	1972-73	52	2.77
14. Keith Cieplicki	1982-85	113	2.51
13. Scotty Scott	1997, 99-00	65	2.42
15. Sherman Rivers	2000-03	113	2.41
16. Adam Hess	2002-04	75	2.24
17. David Grabuloff	1996-98	76	2.17
18. Steve Seward	1972-73	53	2.17
19. Nathan Mann	2005-	68	2.15
20. Mike Arizin	1973-74	54	2.13
21. Jim Moran	1998-01	107	2.09

BLOCKED SHOTS

Player	Years	G	Blk
1. David Cully	1993-96	93	248
2. Adam Duggins	2000-03	100	139
3. T. Roberts	1990-93	111	107
4. Carl Parker	1993-96	107	95
5. Todd Cauthorn	1990-93	105	93
6. Jim Moran	1998-01	107	88
7. Brant Weidner	1980-83	111	76
8. Ben Blocker	1989-92	105	60
9. J. Harmon	1996-99	79	56
10. Randy Bracy	1996-99	92	54
11. D. Grabuloff	1996-98	76	51
12. Brian Hutt	2004-06	76	50
13. Nate Loehrke	2003-06	81	40
14. Shaka Arnold	1994-97	101	36
15. Mark Boddy	1984-87	84	35
16. Bill Davis	1999-02	77	33

17. Kurt Small	1992-95	108	32
Dennis Vail	1976	27	32
19. Corey Cofield	2004-	93	32
20. Mit Winter	1998-01	109	31

BLOCKED SHOTS PER GAME

Player	Years	G	Avg
1. David Cully	1993-96	93	2.67
2. Adam Duggins	2000-03	100	1.39
3. Thomas Roberts	1990-93	111	0.96
4. Carl Parker	1993-96	107	0.89
5. Todd Cauthorn	1990-93	105	0.89
6. Jim Moran	1998-01	107	0.82
7. J. Harmon	1996-99	79	0.71
8. Brant Weidner	1980-83	111	0.68
9. David Grabuloff	1996-98	51	0.67
10. Brian Hutt	2004-06	76	0.66
11. Randy Bracy	1996-99	92	0.59
12. Ben Blocker	1989-92	105	0.57
13. Jim McDonough	1976-77	55	0.53
14. Nate Loehrke	2003-06	81	0.49
15. Ted O'Gorman	1977-78	55	0.44
16. Bill Davis	1999-02	77	0.43
17. Mark Boddy	1984-87	84	0.42
18. J. Lowenhaupt	1976-78	84	0.36
19. Shaka Arnold	1994-97	101	0.36
20. Corey Cofield	2004-	93	0.34

STEAL AVERAGE

Player	Years	G	Avg
1. Jim McDonough	1976-77	55	2.27
2. John Lowenhaupt	1976-78	84	1.90
3. Randy Bracy	1996-99	92	1.90
4. Bill Barnes	1979-82	109	1.90
5. Adam Payton	2006-	39*	1.56
6. Curtis Pride	1987-90	94	1.45
7. Mike Enoch	1976-78	83	1.45
8. Mike Strayhorn	1980-83	103	1.44
9. Jim Moran	1998-01	107	1.36
10. Kurt Small	1992-95	108	1.33
11. Scott Whitley	1978-81	101	1.27
12. Brendan Connor	1990-93	102	1.25
13. Adam Hess	2002-04	75	1.11
14. Rich Veres	1980-81	53	1.09
15. Sherman Rivers	2000-03	113	1.04
16. Matt Verkey	1993-96	106	1.00
17. Keith Cieplicki	1982-85	113	0.96
18. Ron Satterthwaite	1976-77		

TONY SHAVER

Head Coach • Fourth Season at W&M

William and Mary head coach Tony Shaver is in his fourth season at the helm of the Tribe men's basketball program and his 31st overall in coaching. Shaver has coached at the collegiate level for the last 19 years and was officially hired as the 31st head men's basketball coach in the history of the College on May 2, 2003.

The Green and Gold continue to make strides under the direction of Shaver. W&M started the 2005-06 season 4-1, marking the best start for a Tribe since opening the 1992-93 campaign with a 6-1 record. During that season, however, two of the team's first four wins were against non-Division I teams Virginia Wesleyan and Shenandoah, which means the 4-1 start for the 2005-06 squad was the first time in school history that the Tribe has opened a year with at least four wins in its first five games against current Division I opponents. Included in those four victories was a 70-60 win at Hampton, who went on to make the NCAA Tournament.

Prior to the start of the 2005-06 season, Shaver was inducted into the Episcopal High School Hall of Fame in a ceremony at the school on Nov. 11. He led EHS for 10 seasons from 1977-86. With his inception into the Episcopal Hall of Fame, Shaver has been inducted into the Hall of Fame at both of his head coaching stops prior to taking over the reigns at William and Mary. He was inducted into the Hampden-Sydney Hall of Fame in 2004.

In his second season at the helm, W&M immediately started the season on a high note, defeating Radford and Hartford to win the inaugural W&M Tip-Off Classic, the first regular season tournament title for the College since 1981. The Tribe defeated James Madison in the first round of the Colonial Athletic Association Tournament for W&M's first postseason win since 1997, and just the third in the last 20 years.

Shaver began his Tribe career with a 91-64 pounding of Liberty on Nov. 23, 2003. He also won his first ever Colonial Athletic Association contest, as the Tribe knocked off two-time defending league champion UNC Wilmington, 67-66, in overtime on Dec. 4, 2003. In the Tribe's first contest against a nationally ranked opponent under Shaver's direction, W&M performed well, leading No. 15 Pittsburgh by 10 points midway through the first half, before the Panthers, who attempted 28 more free throws than the Tribe, won 70-55.

There have been individual successes as well for the Green and Gold under Shaver's reign. 2004 graduate Adam Hess, currently playing professionally in Germany, became the first player in school history to lead the CAA in scoring. An outstanding student and athlete, Hess was named the CAA Male Scholar-Athlete of the Year (for all sports) and was a First-Team Academic All-American and all-conference selection as a senior. Current senior Corey Cofield was voted the 2004 CAA Rookie of the Year, leading all freshmen in the league in points, rebounds and field goal percentage. Cofield earned his second straight selection to the All-CAA third team in 2005, while current junior Iaimis Kisielius earned a spot on the CAA All-Rookie team in 2005.

Shaver came to W&M after coaching 17 seasons at Hampden-Sydney, compiling a record of 358-121 (.747). He turned the Tigers into a Division III national powerhouse, leading the men's basketball team to eight Old Dominion Athletic Conference titles, 12 20-win seasons and 11 NCAA Division III Tournament appearances. The winningest basketball coach in the program's history, he was named the ODAC and South Region Coach of the Year in 1995, 1999 and 2000, and was picked as the Virginia Sports Information Directors Division II-III Coach of the Year in



1997, 1999 and 2000.

In 2003, Shaver took the Tigers to the NCAA Division III Final Four, as his team finished with a record of 28-4, tied for the second-most wins in the program's history. In 1999, Shaver led H-SC to the national championship game, where the Tigers lost by one point in double-overtime to Wisconsin-Platteville. The team finished 29-3, setting a school record for most wins in a season.

Shaver also has a firm commitment to his players' success in the classroom. In 1999, one of his charges, Jack Jirak, was named the ODAC Scholar-Athlete of the Year and was also awarded the Gammon Cup as the top-student-athlete at the college. Two of Shaver's players, David Hobbs (1999) and Russell Turner (1992) earned Academic All-America honors. A number of his players have been named to the Academic All-ODAC squad, including six student-athletes in 1998.

Prior to taking over at Hampden-Sydney for the 1986-87 campaign, Shaver spent 10 years as the head boys' basketball coach at Episcopal High School in Alexandria, Virginia. He was named the Virginia State Private School Coach of the Year in 1986, and was twice picked as the Alexandria Coach of the Year, while winning 73 percent of his games.

A 1976 graduate of North Carolina, Shaver was a guard on the Tar Heel men's basketball team from 1972-75 under head coach Dean Smith. Originally a walk-on, he earned a scholarship his rookie season, when he was awarded the prestigious Butch Bennett Award, presented to the freshman who exemplifies determination, sportsmanship and sacrifice for the team. Shaver was voted the honoree by his teammates. During his four years in Chapel Hill, UNC went 95-26, including a pair of trips to the NCAA Tournament in 1975 and 1976. During the 1975 season, the Tarheels won the ACC Tournament and advanced to the Sweet 16. During the 1973 and 1974 season, North Carolina made the National Invitational Tournament.

A native of High Point, North Carolina, Shaver and his wife, Ann, are the parents of three sons: Christopher (25), a former standout pitcher on the Tribe's baseball team, who is currently pitching with the Chicago Cubs organization, Austin (22) and Jackson (15).

00

STEVEN HESS

Fr. - F/C - 6-10 - 225 (Charlotte, N.C./Gaston Day School)

- Registered his first career assist and tallied a career-best four points vs. UMBC (12/22/06)
- Equalled a career high in minutes played (11) while adding three points vs. North Florida (12/8/06)
- After missing most of the week prior to the Kansas State game due to illness, came off the bench to score three points, pull down three rebounds and block a shot in 11 minutes of action
- Saw action in the Tribe's exhibition victory over Barton College
- A three-year letterwinner at Gaston Day
- A McDonald's All-American nominee
- Garnered All-Southern Piedmont Athletic Association honors as a junior and senior
- Averaged 13.1 points and nine rebounds as a senior at Gaston Day
- Named Hardest Working Player during his senior season at Gaston Day
- As a junior at Gaston Day, helped his team reach the semifinals of the state tournament in North Carolina's largest independent-school classification

SINGLE-GAME HIGHS

POINTS
 Season 4 vs. UMBC (12/22/06)
 Career 4 vs. UMBC (12/22/06)

FIELD GOALS
 Season 1, five times, most recently vs. UMBC (12/22/06)
 Career 1, five times, most recently vs. UMBC (12/22/06)

FIELD GOAL ATTEMPTS
 Season 3 at Kansas State (11/11/06)
 3 vs. Wagner (11/20/06)
 Career 3 at Kansas State (11/11/06)
 3 vs. Wagner (11/20/06)

3-POINT FIELD GOALS
 Season None
 Career None

3-POINT FIELD GOAL ATTEMPTS
 Season None
 Career None

FREE THROWS
 Season 2 vs. Hampton (12/28/06)
 2 vs. UMBC (12/22/06)
 Career 2 vs. Hampton (12/28/06)
 2 vs. UMBC (12/22/06)

FREE THROW ATTEMPTS
 Season 4 vs. North Florida (12/8/06)
 4 at Kansas State (11/11/06)
 Career 4 vs. North Florida (12/8/06)
 4 at Kansas State (11/11/06)

REBOUNDS
 Season 3 at Kansas State (11/11/06)
 3 vs. Wagner (11/20/06)
 Career 3 at Kansas State (11/11/06)
 3 vs. Wagner (11/20/06)

ASSISTS
 Season 1 vs. UMBC (12/22/06)
 Career 1 vs. UMBC (12/22/06)

STEALS
 Season None
 Career None

BLOCKED SHOTS
 Season 1 at Kansas State (11/11/06)
 1 vs. Wagner (11/20/06)
 Career 1 at Kansas State (11/11/06)
 1 vs. Wagner (11/20/06)

MINUTES
 Season 11 vs. North Florida (12/8/06)
 11 at Kansas State (11/11/06)
 Career 11 vs. North Florida (12/8/06)
 11 at Kansas State (11/11/06)

HESS' 2006-07 GAME-BY-GAME STATISTICS

Date	Opp	Min	FG-A	Pct	3FG-A	Pct	FT-A	Pct	O-D	Tot	PF	A	TO	B	S	Pts
N11	at Kansas St.	11	1-3	.333	0-0	.000	1-4	.250	1-2	3	3	0	1	1	0	3
N20	Wagner	8	1-3	.333	0-0	.000	0-0	.000	0-3	3	2	0	1	1	0	2
N25	at Holy Cross															DNP
N28	at Navy	6	1-1	1.000	0-0	.000	0-0	.000	0-0	0	1	0	0	0	0	2
D1	Jacksonville St.	6	0-1	.000	0-0	.000	0-1	.000	0-1	1	1	0	0	0	0	0
D2	Cornell	3	0-0	.000	0-0	.000	0-0	.000	0-0	0	0	0	0	0	0	0
D5	Towson	6	0-0	.000	0-0	.000	0-0	.000	0-1	1	1	0	0	0	0	0
D8	North Florida	11	1-2	.500	0-0	.000	1-4	.250	1-0	1	0	0	0	0	0	3
D22	UMBC	6	1-1	1.000	0-0	.000	2-2	1.000	0-0	0	2	1	0	0	0	4
D28	Hampton	7	0-0	.000	0-0	.000	2-2	1.000	1-1	2	1	0	2	0	0	2
D31	Richmond															DNP
J3	at GMU															DNP
J6	Northeastern															
J8	at Georgia St.															
J10	VCU															
J13	at Delaware															
J17	GMU															
J20	at Hofstra															
J24	at ODU															
J27	Georgia State															
J29	at VCU															
J31	JMU															
F3	UNCW															
F7	at JMU															
F10	at UNCW															
F14	Drexel															
F17	ESPN BracketBusters															
F21	at Drexel															
F24	ODU															

HESS' CAREER STATISTICS

Season	G-GS	Min-Avg	FG-A	Pct	3FG-A	Pct	FT-A	Pct	OR-DR	Reb-Avg	PF-FO	A	TO	Blk	St	Pts-Avg
2006-07	9-0	64-7.1	5-11	.455	0-0	.000	6-13	.462	3-8	11-1.2	11-0	1	4	2	0	16-1.8
Career	9-0	64-7.1	5-11	.455	0-0	.000	6-13	.462	3-8	11-1.2	11-0	1	4	2	0	16-1.8

HESS' CAA STATISTICS

Season	G-GS	Min-Avg	FG-A	Pct	3FG-A	Pct	FT-A	Pct	OR-DR	Reb-Avg	PF-FO	A	TO	Blk	St	Pts-Avg
2006-07	1-0	6-6.0	0-0	.000	0-0	.000	0-0	.000	0-1	1-1.0	1-0	0	0	0	0	0-0.0
Career	1-0	6-6.0	0-0	.000	0-0	.000	0-0	.000	0-1	1-1.0	1-0	0	0	0	0	0-0.0

2

DAVID SCHNEIDER

Fr. - G - 6-3 - 175 (Phoenix, Ariz./Brophy Prep)

SINGLE-GAME HIGHS

POINTS

Season 18 vs. Towson (12/5/06)
18 at Kansas State (11/11/06)
Career 18 vs. Towson (12/5/06)
18 at Kansas State (11/11/06)

FIELD GOALS

Season 5 vs. Towson (12/5/06)
5 at Kansas State (11/11/06)
Career 5 vs. Towson (12/5/06)
5 at Kansas State (11/11/06)

FIELD GOAL ATTEMPTS

Season 14 at Kansas State (11/11/06)
Career 14 at Kansas State (11/11/06)

3-POINT FIELD GOALS

Season 4 vs. Towson (12/5/06)
Career 4 vs. Towson (12/5/06)

3-POINT FIELD GOAL ATTEMPTS

Season 9 at Kansas State (11/11/06)
Career 9 at Kansas State (11/11/06)

FREE THROWS

Season 5 at Kansas State (11/11/06)
Career 5 at Kansas State (11/11/06)

FREE THROW ATTEMPTS

Season 7 at Kansas State (11/11/06)
Career 7 at Kansas State (11/11/06)

REBOUNDS

Season 9 at Kansas State (11/11/06)
Career 9 at Kansas State (11/11/06)

ASSISTS

Season 7 at Kansas State (11/11/06)
Career 7 at Kansas State (11/11/06)

STEALS

Season 4 at Kansas State (11/11/06)
Career 4 at Kansas State (11/11/06)

BLOCKED SHOTS

Season None
Career None

MINUTES

Season 38 at Kansas State (11/11/06)
Career 38 at Kansas State (11/11/06)

- After missing three games with an injury returned to the floor, coming off the bench to lead W&M with 18 points, including four 3-point field goals against Towson (12/5/06)
- Dished out six assists compared to only one turnover against Wagner (11/20/06)
- Named CAA Rookie of the Week on Nov. 13 following his performance at Kansas State
- Led the Tribe in points (18), rebounds (9), assists (7), steals (4) and minutes played (38) against the Wildcats
- Turned in an impressive performance in the Tribe's exhibition victory over Barton College with 14 points on 5-of-7 shooting to go along with team-highs in assists (7), rebounds (8) and steals (8)
- His eight steals would have established a Kaplan Arena and W&M school-record
- Earned honorable mention 5A All-State honors at Brophy College Prep
- Garnered first-team all-region accolades in 2005 and 2006
- As a senior at Brophy Prep, averaged 18 points, six rebounds, six assists and two steals
- Father, Jeff Schneider, played basketball at Virginia Tech and was drafted by the Houston Rockets in the fifth round of the 1982 NBA Draft

SCHNEIDER'S 2006-07 GAME-BY-GAME STATISTICS

Date	Opp	Min	FG-A	Pct	3FG-A	Pct	FT-A	Pct	O-D	Tot	PF	A	TO	B	S	Pts
N11	at Kansas St.	38	5-14	.357	3-9	.333	5-7	.714	1-8	9	4	7	5	0	4	18
N20	Wagner	25	2-3	.667	1-2	.500	3-4	.750	0-2	2	3	6	1	0	1	8
N25	at Holy Cross	29	1-7	.143	0-2	.000	2-4	.500	0-1	1	4	1	1	0	3	4
N28	at Navy															
D1	Jacksonville St.															
D2	Cornell															
D5	Towson	28	5-9	.556	4-8	.500	2-3	.667	0-2	2	3	2	1	0	1	18
D8	North Florida	31	2-5	.400	2-4	.500	4-4	1.000	1-2	3	1	5	2	0	2	10
D22	UMBC	34	3-8	.375	3-6	.500	2-2	1.000	0-1	1	1	2	1	0	0	11
D28	Hampton	29	1-5	.200	1-5	.200	3-6	.500	0-3	3	4	3	3	0	0	6
D31	Richmond	32	3-7	.429	3-7	.429	0-1	.000	0-3	3	2	0	4	0	2	9
J3	at GMU															
J6	Northeastern															
J8	at Georgia St.															
J10	VCU															
J13	at Delaware															
J17	GMU															
J20	at Hofstra															
J24	at ODU															
J27	Georgia State															
J29	at VCU															
J31	JMU															
F3	UNCW															
F7	at JMU															
F10	at UNCW															
F14	Drexel															
F17	ESPN BracketBusters															
F21	at Drexel															
F24	ODU															

* Games started

SCHNEIDER'S CAREER STATISTICS

Season	G-GS	Min-Avg	FG-A	Pct	3FG-A	Pct	FT-A	Pct	OR-DR	Reb-Avg	PF-FO	A	TO	Blk	St	Pts-Avg
2006-07	8-7	246-30.8	22-58	.379	17-45	.378	23-33	.697	2-22	24-3.0	22-0	26	18	0	13	84-10.5
Career	8-7	246-30.8	22-58	.379	17-45	.378	23-33	.697	2-22	24-3.0	22-0	26	18	0	13	84-10.5

SCHNEIDER'S CAA STATISTICS

Season	G-GS	Min-Avg	FG-A	Pct	3FG-A	Pct	FT-A	Pct	OR-DR	Reb-Avg	PF-FO	A	TO	Blk	St	Pts-Avg
2006-07	1-0	28-28.0	5-9	.556	4-8	.500	2-3	.667	0-2	2-2.0	3-0	2	1	0	1	18-18.0
Career	1-0	28-28.0	5-9	.556	4-8	.500	2-3	.667	0-2	2-2.0	3-0	2	1	0	1	18-18.0

3

ADAM TRUMBOWER

Sr. - G - 6-3 - 190 (Roanoke, Va./Cave Spring)

- In first start of the season vs. Cornell (12/2/06), had seven points and a career-high tying five assists
- Led the Tribe in points with a career-high 12 against Navy (11/28/06)
- Finished 8-of-9 from the free throw line, while also leading the Tribe in rebounds (6) and assists (4) against the Midshipmen
- Team Co-Captain with senior Adam Payton
- Earned scholarship for his senior season after playing his first three years at W&M as a walk on
- Scored a season-high seven points against VCU (1/19/06), while logging 16 minutes
- Tallied four points in the Tribe's season-opening win over Maine (11/18/05)
- Registered steals against Delaware (2/15/06), Georgia State (2/4/06) and at VCU (1/19/06)
- Became the first walk on to start a game since 1996-97
- Tallied a then career-high eight points and seven rebounds off the bench at Radford (11/24/03)
- Set a career high with five assists in start at Delaware (1/21/04)
- Played 25 minutes with six points, three rebounds and two assists against Liberty (11/23/03) in his first career game.

SINGLE-GAME HIGHS

POINTS
 Season 12 at Navy (11/28/06)
 Career 12 at Navy (11/28/06)

FIELD GOALS
 Season 2, three times, most recently vs. UMBC (12/22/06)
 Career 3 vs. Campbell (12/30/03)
 3 at Radford (11/24/03)

FIELD GOAL ATTEMPTS
 Season 4 vs. Cornell (12/2/06)
 4 at Navy (11/28/06)
 Career 7 vs. Campbell (12/30/03)
 7 at Radford (11/24/03)

3-POINT FIELD GOALS
 Season 1 vs. Cornell (12/2/06)
 Career 2, three times, most recently at UNC Greensboro (12/20/04)

3-POINT FIELD GOAL ATTEMPTS
 Season 3 vs. Cornell (12/2/06)
 Career 6 at Radford (11/24/03)

FREE THROWS
 Season 8 at Navy (11/28/06)
 Career 8 at Navy (11/28/06)

FREE THROW ATTEMPTS
 Season 9 at Navy (11/28/06)
 Career 9 at Navy (11/28/06)

REBOUNDS
 Season 6 at Navy (11/28/06)
 Career 7 at Radford (11/24/03)

ASSISTS
 Season 5 vs. Cornell (12/2/06)
 Career 5 vs. Cornell (12/2/06)
 5 at Delaware (1/21/04)

STEALS
 Season 3 vs. North Florida (12/8/06)
 Career 3 vs. North Florida (12/8/06)

BLOCKED SHOTS
 Season None
 Career 1 vs. Drexel (2/2/05)
 1 at Towson (1/14/04)

MINUTES
 Season 27 vs. Cornell (12/2/06)
 Career 36 at Delaware (1/21/04)

TRUMBOWER'S 2006-07 GAME-BY-GAME STATISTICS

Date	Opp	Min	FG-A	Pct	3FG-A	Pct	FT-A	Pct	O-D	Tot	PF	A	TO	B	S	Pts
N11	at Kansas St.	2	0-0	.000	0-0	.000	0-0	.000	0-1	1	0	0	1	0	0	0
N20	Wagner	16	1-2	.500	0-1	.000	0-0	.000	0-1	1	2	1	1	0	0	2
N25	at Holy Cross	4	0-0	.000	0-0	.000	0-0	.000	0-1	1	1	1	0	0	0	0
N28	at Navy	25	2-4	.500	0-2	.000	8-9	.889	2-4	6	3	4	1	0	0	12
D1	Jacksonville St.	20	0-2	.000	0-1	.000	2-2	1.000	1-4	5	2	1	1	0	1	2
D2	Cornell	27	2-4	.500	1-3	.333	2-2	1.000	0-2	2	3	5	1	0	0	7
D5	Towson	20	0-2	.000	0-1	.000	2-2	1.000	1-3	4	2	3	1	0	0	2
D8	North Florida	15	1-3	.333	0-1	.000	0-0	.000	1-2	3	2	2	1	0	3	2
D22	UMBC	9	2-2	1.000	0-0	.000	2-2	1.000	0-0	0	0	0	1	0	0	6
D28	Hampton	11	0-1	.000	0-1	.000	1-2	.500	1-1	2	2	1	4	0	0	1
D31	Richmond	8	0-0	.000	0-0	.000	0-0	.000	0-0	0	1	1	1	0	0	0
J3	at GMU															
J6	Northeastern															
J8	at Georgia St.															
J10	VCU															
J13	at Delaware															
J17	GMU															
J20	at Hofstra															
J24	at ODU															
J27	Georgia State															
J29	at VCU															
J31	JMU															
F3	UNCW															
F7	at JMU															
F10	at UNCW															
F14	Drexel															
F17	ESPN BracketBusters															
F21	at Drexel															
F24	ODU															

* Games started

TRUMBOWER'S CAREER STATISTICS

Season	G-GS	Min-Avg	FG-A	Pct	3FG-A	Pct	FT-A	Pct	OR-DR	Reb-Avg	PF-FO	A	TO	Blk	St	Pts-Avg
2003-04	28-2	482-17.2	19-74	.257	9-55	.164	16-24	.667	14-28	42-1.5	32-0	36	28	1	5	63-2.3
2004-05	15-1	90-6.0	6-18	.333	3-10	.300	11-11	1.000	4-10	14-0.9	5-0	6	7	1	3	26-1.7
2005-06	21-0	106-5.0	2-18	.111	1-9	.111	7-9	.778	2-5	7-0.3	13-0	5	8	0	3	12-0.6
2006-07	11-2	157-14.3	8-20	.400	1-10	.100	17-19	.895	6-19	25-2.3	18-0	19	13	0	4	32-2.9
Career	75-5	840-11.2	35-128	.273	14-84	.167	51-63	.810	26-62	88-1.2	68-0	66	56	2	15	133-1.8

TRUMBOWER'S CAA STATISTICS

Season	G-GS	Min-Avg	FG-A	Pct	3FG-A	Pct	FT-A	Pct	OR-DR	Reb-Avg	PF-FO	A	TO	Blk	St	Pts-Avg
2003-04	18-2	278-15.4	6-35	.171	3-26	.115	7-11	.636	7-8	15-0.8	22-0	22	16	1	3	22-1.2
2004-05	8-1	58-7.3	4-10	.400	1-4	.250	8-8	1.000	2-5	7-0.9	4-0	4	4	1	1	17-2.1
2005-06	15-0	87-5.8	1-12	.083	1-7	.143	5-7	.714	1-5	6-0.4	9-0	5	7	0	3	8-0.5
2006-07	1-1	20-20.0	0-2	.000	0-1	.000	2-2	1.000	1-3	4-4.0	2-0	3	1	0	0	2-2.0
Career	42-4	443-10.5	11-59	.186	5-38	.132	22-28	.786	11-21	32-0.8	35-0	34	28	2	7	49-1.2

SINGLE-GAME HIGHS

POINTS
 Season 12 vs. Richmond (12/31/06)
 Career 12 vs. Richmond (12/31/06)

FIELD GOALS
 Season 4, four times, most recently vs. Richmond (12/31/06)
 Career 4, four times, most recently vs. Richmond (12/31/06)

FIELD GOAL ATTEMPTS
 Season 8 vs. UMBC (12/22/06)
 Career 8 vs. UMBC (12/22/06)
 8 vs. Maine (11/18/05)

3-POINT FIELD GOALS
 Season None
 Career None

3-POINT FIELD GOAL ATTEMPTS
 Season 1 at Navy (11/28/06)
 Career 1 at Navy (11/28/06)
 1 at VCU (1/19/06)

FREE THROWS
 Season 4 vs. Richmond (12/31/06)
 Career 4 vs. Richmond (12/31/06)
 4 vs. Maine (11/18/05)

FREE THROW ATTEMPTS
 Season 5 vs. Richmond (12/31/06)
 Career 6 vs. Maine (11/18/05)

REBOUNDS
 Season 5 vs. UMBC (12/22/06)
 5 vs. Wagner (11/20/06)
 Career 6 at Old Dominion (2/9/06)

ASSISTS
 Season 1 vs. Hampton (12/28/06)
 1 at Navy (11/28/06)
 Career 1, six times, most recently vs. Hampton (12/28/06)

STEALS
 Season 2 at Navy (11/28/06)
 Career 2 at Navy (11/28/06)
 2 at Towson (12/3/05)

BLOCKED SHOTS
 Season 2 vs. Hampton (12/28/06)
 Career 3 vs. Maine (11/18/05)

MINUTES
 Season 21 vs. Hampton (12/28/06)
 Career 21 vs. Hampton (12/28/06)

4

ALEX SMITH

So. - F - 6-5 - 250 (Greenville, S.C./Oak Hill Academy (Va.))

- Averaging 9.7 points and 4.0 rebounds on 60 percent shooting from the field in 18.7 minutes per game over the last three contests
- Led the Tribe in scoring off the bench each of the last three games, including a career-high 12 points on 4-of-5 from the field and free throw line vs. Richmond (12/31/06)
- Played a career-high 21 minutes against Hampton (12/28/06) and led the W&M bench in scoring for the third time with eight points, while pulling down a team-high three rebounds
- Started his first game of the season vs. Jacksonville State (12/1/06)
- Finished with career highs in field goals made (4) and steals (2) at Navy
- Played 13 minutes against Kansas State and chipped in two points and three rebounds
- Made his first career start against Campbell (11/26/05) before making starts in the following two contests at Longwood (11/28/05) and vs. UNC Wilmington (11/30/05)
- Scored a career-high 10 points in his first career game against Maine (11/18/05)
- Pulled down a career-high and team-high six rebounds at Old Dominion (2/9/06)
- Played for national power Oak Hill Academy in 2004-05, which ended the season ranked No. 1 in the nation in the *USA Today* Super 25 Boys' Basketball Rankings and finished the season with a record of 34-2

SMITH'S 2006-07 GAME-BY-GAME STATISTICS

Date	Opp	Min	FG-A	Pct	3FG-A	Pct	FT-A	Pct	O-D	Tot	PF	A	TO	B	S	Pts
N11	at Kansas St.	13	1-4	.250	0-0	.000	0-0	.000	1-2	3	2	0	0	0	0	2
N20	Wagner	12	1-4	.250	0-0	.000	0-1	.000	1-4	5	3	0	0	1	0	2
N25	at Holy Cross	11	1-2	.500	0-0	.000	1-1	1.000	0-2	2	5	0	1	1	0	3
N28	at Navy	19	4-6	.667	0-1	.000	1-4	.250	2-2	4	2	1	2	0	2	9
D1	Jacksonville St.	17	1-3	.333	0-0	.000	0-0	.000	2-1	3	0	0	2	0	0	2
D2	Cornell	16	3-6	.500	0-0	.000	0-2	.000	1-1	2	1	0	2	0	1	6
D5	Towson	10	0-1	.000	0-0	.000	0-0	.000	0-2	2	0	0	0	0	0	0
D8	North Florida	9	1-2	.500	0-0	.000	1-2	.500	1-0	1	1	0	0	0	0	3
D22	UMBC	15	4-8	.500	0-0	.000	1-1	1.000	1-4	5	2	0	2	0	0	9
D28	Hampton	21	4-7	.571	0-1	.000	0-0	.000	1-2	3	3	1	1	2	0	8
D31	Richmond	20	4-5	.800	0-0	.000	4-5	.800	2-2	4	3	0	2	0	1	12
J3	at GMU															
J6	Northeastern															
J8	at Georgia St.															
J10	VCU															
J13	at Delaware															
J17	GMU															
J20	at Hofstra															
J24	at ODU															
J27	Georgia State															
J29	at VCU															
J31	JMU															
F3	UNCW															
F7	at JMU															
F10	at UNCW															
F14	Drexel															
F17	ESPN BracketBusters															
F21	at Drexel															
F24	ODU															

* Games started

SMITH'S CAREER STATISTICS

Season	G-GS	Min-Avg	FG-A	Pct	3FG-A	Pct	FT-A	Pct	OR-DR	Reb-Avg	PF-FO	A	TO	Blk	St	Pts-Avg
2005-06	27-3	252-9.3	23-51	.451	0-1	.000	23-35	.657	16-40	56-2.1	25-1	4	21	6	5	69-2.6
2006-07	11-2	163-14.8	24-48	.500	0-2	.000	8-16	.500	12-22	34-3.1	22-1	2	10	4	4	56-5.1
Career	38-5	415-10.9	47-99	.475	0-3	.000	31-51	.608	28-62	90-2.4	47-2	6	31	10	9	125-3.3

SMITH'S CAA STATISTICS

Season	G-GS	Min-Avg	FG-A	Pct	3FG-A	Pct	FT-A	Pct	OR-DR	Reb-Avg	PF-FO	A	TO	Blk	St	Pts-Avg
2005-06	17-1	160-9.4	14-29	.483	0-1	.000	13-20	.650	10-27	37-2.2	17-1	2	11	2	3	41-2.4
2006-07	1-1	10-10.0	0-1	.000	0-0	.000	0-0	.000	0-2	2-2.0	0-0	0	0	0	0	0-0.0
Career	18-2	160-9.4	14-30	.467	0-1	.000	13-20	.650	10-29	39-2.2	17-1	2	11	2	3	41-2.3

11

NATHAN MANN

Jr. - G - 6-2 - 190 (Overland Park, Kan./St. Thomas Aquinas)

- Topped W&M with eight rebounds and four assists in the victory over Richmond (12/31/06)
- Led W&M with 13 points and a career-high nine rebounds in the victory over North Florida (12/8/06)
- Connected on four 3-point field goals, finishing with a season-high 15 points against Cornell (12/2/06)
- Finished with 12 points on 5-of-9 from the floor, including a pair of 3-point field goals, to go along with team highs in rebounds (6) and assists (4) against Holy Cross (11/25/06)
- Knocked down four, or more, 3-pointers on seven occasions, including three contests of five trifectas
- Ranks 11th in school history in career 3-point field goal percentage (.332) and eighth in 3-point field goals per game (1.45)
- Ranked third in the CAA (all games) in 3-point field-goal percentage and 12th in 3-point field-goals made
- Notched his second career 20-plus point game with a season-high 21 at Georgia State (1/14/06), including five 3-point field goals
- Led team in assists as a freshman with 76, ranking 12th in the CAA at 2.62 per contest
- Scored career-high 25 points, shooting 10-of-19 from the floor and 5-of-11 from the 3-point line in 41 minutes in double-overtime game against George Mason (2/12/05)

SINGLE-GAME HIGHS

POINTS
 Season 15 vs. Cornell (12/2/06)
 Career 25 vs. George Mason (2/12/05)

FIELD GOALS
 Season 5 vs. Cornell (12/2/06)
 5 at Holy Cross (11/25/06)
 Career 10 vs. George Mason (2/12/05)

FIELD GOAL ATTEMPTS
 Season 13 vs. Cornell (12/2/06)
 Career 19 vs. George Mason (2/12/05)

3-POINT FIELD GOALS
 Season 4 vs. Cornell (12/2/06)
 Career 5, four times, most recently at Georgia State (1/14/06)

3-POINT FIELD GOAL ATTEMPTS
 Season 10 vs. Cornell (12/2/06)
 Career 11 vs. George Mason (2/12/05)

FREE THROWS
 Season 4 vs. North Florida (12/8/06)
 4 vs. Towson (12/5/06)
 Career 4, six times, most recently vs. North Florida (12/8/06)

FREE THROW ATTEMPTS
 Season 4 vs. North Florida (12/8/06)
 4 vs. Towson (12/5/06)
 Career 6 vs. Hampton (12/30/04)

REBOUNDS
 Season 9 vs. North Florida (12/8/06)
 Career 9 vs. North Florida (12/8/06)

ASSISTS
 Season 4 vs. Richmond (12/31/06)
 4 at Holy Cross (11/25/06)
 Career 6 vs. Towson (1/26/05)

STEALS
 Season 2 vs. Towson (12/5/06)
 Career 5 vs. Maine (11/18/05)
 5 vs. Longwood (12/1/04)

BLOCKED SHOTS
 Season 1 vs. Wagner (11/20/06)
 Career 1, four times, most recently vs. Wagner (11/20/06)

MINUTES
 Season 30 vs. Hampton (12/28/06)
 Career 41 vs. George Mason (2/12/05)

MANN'S 2006-07 GAME-BY-GAME STATISTICS

Date	Opp	Min	FG-A	Pct	3FG-A	Pct	FT-A	Pct	O-D	Tot	PF	A	TO	B	S	Pts
N11	at Kansas St.	20	2-6	.333	1-5	.200	0-0	.000	1-0	1	5	1	1	0	1	5
N20	Wagner	23	0-6	.000	0-3	.000	0-0	.000	0-3	3	0	1	0	1	1	0
N25	at Holy Cross	27	5-9	.556	2-5	.400	0-1	.000	0-6	6	3	4	0	0	0	12
N28	at Navy	26	1-6	.167	1-6	.167	0-0	.000	0-2	2	2	3	2	0	0	3
D1	Jacksonville St.	28	4-8	.500	0-3	.000	0-0	.000	0-5	5	2	2	4	0	1	8
D2	Cornell	29	5-13	.385	4-10	.400	1-2	.500	0-4	4	2	1	0	0	0	15
D5	Towson	24	1-8	.125	0-6	.000	4-4	1.000	0-0	0	1	2	0	0	2	6
D8	North Florida	29	4-11	.364	1-6	.167	4-4	1.000	1-8	9	2	3	1	0	0	13
D22	UMBC	26	1-4	.250	0-2	.000	3-3	1.000	0-0	0	1	2	2	0	0	5
D28	Hampton	30	4-8	.500	2-5	.400	2-2	1.000	2-1	3	2	1	3	0	1	12
D31	Richmond	32	1-8	.125	0-2	.000	1-2	.500	1-7	8	1	4	1	0	0	3
J3	at GMU															
J6	Northeastern															
J8	at Georgia St.															
J10	VCU															
J13	at Delaware															
J17	GMU															
J20	at Hofstra															
J24	at ODU															
J27	Georgia State															
J29	at VCU															
J31	JMU															
F3	UNCW															
F7	at JMU															
F10	at UNCW															
F14	Drexel															
F17	ESPN BracketBusters															
F21	at Drexel															
F24	ODU															

MANN'S CAREER STATISTICS

Season	G-GS	Min-Avg	FG-A	Pct	3FG-A	Pct	FT-A	Pct	OR-DR	Reb-Avg	PF-FO	A	TO	Blk	St	Pts-Avg
2004-05	29-18	696-24.0	82-226	.363	37-121	.306	25-36	.694	10-58	68-2.3	37-0	76	67	3	25	226-7.8
2005-06	28-7	611-21.8	72-196	.367	51-124	.411	23-30	.767	7-56	63-2.3	46-0	46	31	0	21	218-7.8
2006-07	11-10	294-26.7	28-87	.322	11-53	.208	15-18	.833	4-37	41-3.7	21-1	24	14	1	6	82-7.5
Career	68-35	1601-23.5	182-511	.356	99-298	.332	63-84	.750	21-151	172-2.5	105-1	146	111	4	52	526-7.7

MANN'S CAA STATISTICS

Season	G-GS	Min-Avg	FG-A	Pct	3FG-A	Pct	FT-A	Pct	OR-DR	Reb-Avg	PF-FO	A	TO	Blk	St	Pts-Avg
2004-05	18-11	460-25.6	54-150	.360	21-77	.273	16-22	.727	7-36	43-2.4	25-0	47	33	2	13	145-8.1
2005-06	18-3	365-20.3	45-124	.363	34-81	.420	16-22	.727	4-29	33-1.8	26-0	26	18	0	8	140-7.8
2006-07	1-1	24-24.0	1-8	.125	0-6	.000	4-4	1.000	0-0	0-0.0	1-0	2	0	0	2	6-6.0
Career	37-15	849-22.9	100-282	.355	55-164	.335	36-48	.750	11-65	76-2.1	51-0	75	51	2	23	291-7.9

12

MARCUS BARNETT

Jr. - G - 6-2 - 195 (Hampton, Va./Phoebus)

SINGLE-GAME HIGHS

POINTS	
Season	None
Career	None

FIELD GOALS	
Season	None
Career	None

FIELD GOAL ATTEMPTS	
Season	None
Career	None

3-POINT FIELD GOALS	
Season	None
Career	None

3-POINT FIELD GOAL ATTEMPTS	
Season	None
Career	None

FREE THROWS	
Season	None
Career	None

FREE THROW ATTEMPTS	
Season	1 vs. Wagner (11/20/06)
Career	1 vs. Wagner (11/20/06)

REBOUNDS	
Season	1 vs. Wagner (11/20/06)
Career	1 vs. Wagner (11/20/06)

ASSISTS	
Season	None
Career	None

STEALS	
Season	None
Career	None

BLOCKED SHOTS	
Season	1 vs. Wagner (11/20/06)
Career	1 vs. Wagner (11/20/06)

MINUTES	
Season	2 vs. Wagner (11/20/06)
Career	2 vs. Wagner (11/20/06)

- Saw the first action of his W&M career against Wagner (11/20/06) and finished with a rebound and a blocked shot
- Joined the Tribe as a walk-on prior to the 2006-07 season
- A three-year letterwinner as a point and shooting guard at Phoebus
- A 2004 Basketball Zooms Scholar-Athlete Award winner
- Was the Phoebus team captain in 2003-04
- Lived and grew up in Italy

BARNETT'S 2006-07 GAME-BY-GAME STATISTICS

Date	Opp	Min	FG-A	Pct	3FG-A	Pct	FT-A	Pct	O-D	Tot	PF	A	TO	B	S	Pts
N11	at Kansas St.						DNP									
N20	Wagner	2	0-0	.000	0-0	.000	0-1	.000	0-1	1	1	0	0	1	0	0
N25	at Holy Cross						DNP									
N28	at Navy						DNP									
D1	Jacksonville St.						DNP									
D2	Cornell						DNP									
D5	Towson						DNP									
D8	North Florida	1	0-0	.000	0-0	.000	0-0	.000	0	0	0	0	0	0	0	0
D22	UMBC						DNP									
D28	Hampton						DNP									
D31	Richmond						DNP									
J3	at GMU															
J6	Northeastern															
J8	at Georgia St.															
J10	VCU															
J13	at Delaware															
J17	GMU															
J20	at Hofstra															
J24	at ODU															
J27	Georgia State															
J29	at VCU															
J31	JMU															
F3	UNCW															
F7	at JMU															
F10	at UNCW															
F14	Drexel															
F17	ESPN BracketBusters															
F21	at Drexel															
F24	ODU															

* Games started

BARNETT'S CAREER STATISTICS

Season	G-GS	Min-Avg	FG-A	Pct	3FG-A	Pct	FT-A	Pct	OR-DR	Reb-Avg	PF-FO	A	TO	Blk	St	Pts-Avg
2006-07	2-0	3-1.5	0-0	.000	0-0	.000	0-1	.000	0-1	1-0.5	1-0	0	0	1	0	0-0.0
Career	2-0	3-1.5	0-0	.000	0-0	.000	0-1	.000	0-1	1-0.5	1-0	0	0	1	0	0-0.0

BARNETT'S CAA STATISTICS

Season	G-GS	Min-Avg	FG-A	Pct	3FG-A	Pct	FT-A	Pct	OR-DR	Reb-Avg	PF-FO	A	TO	Blk	St	Pts-Avg
2006-07	0-0	0-0.0	0-0	.000	0-0	.000	0-0	.000	0-0	0-0.0	0-0	0	0	0	0	0-0.0
Career	0-0	0-0.0	0-0	.000	0-0	.000	0-0	.000	0-0	0-0.0	0-0	0	0	0	0	0-0.0

13

LAIMISKISIELIUS

Jr. - F - 6-8 - 210 (Vilnius, Lithuania/Miller School (Va.))

- Ranks third in the CAA in field goal percentage at 58.2 percent
- Has led W&M in scoring on five occasions and ranks 17th in the CAA at 13.3 points per game
- Tallied 11 points with a season-high eight rebounds vs. Richmond (12/31/06)
- Led W&M for the fourth time on the year with 19 points, including a career-high tying two block shots in a win over UMBC (12/22/06)
- Posted back-to-back 20-point games vs. Cornell (12/2/06) and Jacksonville State (12/1/06) on his way to earning W&M Tip-Off Classic All-Tournament team honors
- Established career highs with eight field goals and three steals vs. Wagner
- Hit his first five 3-point attempts on the season and ranks second in the CAA in 3-point field goal percentage
- Hit on 5-of-7 from the floor, including a perfect 3-of-3 from 3-point range against Kansas State for 16 points
- Played for Lithuania in the Global Games over the summer and helped his squad to a silver medal in the tournament
- Had eight games of five or more rebounds, including a career-high nine at UMBC(12/17/05)
- CAA All-Rookie selection in 2004-05
- Tallied a career-high 23 points, along with five assists, at UNC Wilmington (2/9/04)

Date	Opp	Min	FG-A	Pct	3FG-A	Pct	FT-A	Pct	O-D	Tot	PF	A	TO	B	S	Pts
N11	at Kansas St.	35	5-7	.714	3-3	1.000	3-4	.750	1-1	2	3	2	3	0	1	16
N20	Wagner	28	8-12	.667	2-4	.500	0-1	.000	0-2	2	4	1	3	0	3	18
N25	at Holy Cross	30	4-10	.400	2-4	.500	0-0	.000	1-2	3	1	1	5	1	0	10
N28	at Navy	26	2-3	.667	0-0	.000	4-5	.800	0-4	4	1	0	3	0	1	8
D1	Jacksonville St.	31	5-6	.833	1-2	.500	9-12	.750	3-3	6	0	1	6	0	1	20
D2	Cornell	35	7-12	.583	3-6	.500	4-4	1.000	3-3	6	2	4	1	0	1	21
D5	Towson	29	0-6	.000	0-3	.000	0-0	.000	0-0	0	0	4	1	0	0	0
D8	North Florida	30	2-5	.400	0-2	.000	1-2	.500	2-0	2	1	3	1	2	1	5
D22	UMBC	34	5-7	.714	2-3	.667	7-8	.875	2-1	3	1	2	2	2	1	19
D28	Hampton	31	4-5	.800	2-2	1.000	8-12	.667	0-1	1	3	3	3	0	1	18
D31	Richmond	30	4-6	.667	1-3	.333	2-4	.500	3-5	8	1	3	2	2	0	11
J3	at GMU															
J6	Northeastern															
J8	at Georgia St.															
J10	VCU															
J13	at Delaware															
J17	GMU															
J20	at Hofstra															
J24	at ODU															
J27	Georgia State															
J29	at VCU															
J31	JMU															
F3	UNCW															
F7	at JMU															
F10	at UNCW															
F14	Drexel															
F17	ESPN BracketBusters															
F21	at Drexel															
F24	ODU															

* Games started

KISIELIUS' CAREER STATISTICS

Season	G-GS	Min-Avg	FG-A	Pct	3FG-A	Pct	FT-A	Pct	OR-DR	Reb-Avg	PF-FO	A	TO	Blk	St	Pts-Avg
2004-05	28-20	710-25.4	78-203	.384	19-63	.302	69-90	.767	22-65	87-3.1	55-3	53	60	4	14	244-8.7
2005-06	28-25	634-22.6	68-198	.343	12-60	.200	51-68	.750	30-67	97-3.5	53-2	41	64	1	14	199-7.1
2006-07	11-10	339-30.8	46-79	.582	16-32	.500	38-52	.731	15-22	37-3.4	17-0	24	30	7	10	146-13.3
Career	67-55	1683-25.1	192-480	.400	46-155	.297	158-210	.752	67-154	221-3.3	125-5	118	154	12	38	589-8.8

KISIELIUS' CAA STATISTICS

Season	G-GS	Min-Avg	FG-A	Pct	3FG-A	Pct	FT-A	Pct	OR-DR	Reb-Avg	PF-FO	A	TO	Blk	St	Pts-Avg
2004-05	18-14	504-28.0	57-145	.393	13-36	.361	54-69	.783	17-46	63-3.5	35-1	36	39	4	4	181-10.1
2005-06	18-15	390-21.7	40-125	.320	6-36	.167	31-40	.775	18-27	45-2.5	37-2	25	38	1	9	117-6.5
2006-07	1-1	29-29.0	0-6	.000	0-3	.000	0-0	.000	0-0	0-0.0	0-0	4	1	0	0	0-0.0
Career	37-30	925-24.8	97-276	.351	19-75	.253	85-109	.780	35-73	108-2.9	72-3	65	78	5	13	298-8.1

SINGLE-GAME HIGHS

POINTS	
Season	21 vs. Cornell (12/2/06)
Career	23 at UNC Wilmington (2/9/05)
FIELD GOALS	
Season	8 vs. Wagner (11/20/06)
Career	8 vs. Wagner (11/20/06)
FIELD GOAL ATTEMPTS	
Season	12 vs. Cornell (12/2/06)
	12 vs. Wagner (11/20/06)
Career	15 at UNC Wilmington (2/9/05)
3-POINT FIELD GOALS	
Season	3 vs. Cornell (12/2/06)
	3 at Kansas State (11/11/06)
Career	3, four times, most recently vs. Cornell (12/2/06)
3-POINT FIELD GOAL ATTEMPTS	
Season	6 vs. Cornell (12/2/06)
Career	8 at UNC Wilmington (2/9/05)
FREE THROWS	
Season	9 vs. Jacksonville State (12/1/06)
Career	9 vs. Jacksonville State (12/1/06)
FREE THROW ATTEMPTS	
Season	12 vs. Hampton (12/28/06)
	12 vs. Jacksonville State (12/1/06)
Career	12 vs. Hampton (12/28/06)
	12 vs. Jacksonville State (12/1/06)
REBOUNDS	
Season	8 vs. Richmond (12/31/06)
Career	9 at UMBC (12/17/05)
ASSISTS	
Season	4 vs. Towson (12/5/06)
	4 vs. Cornell (12/2/06)
Career	5 at Northeastern (2/2)
	5 at UNC Wilmington (2/9/05)
STEALS	
Season	3 vs. Wagner (11/20/06)
Career	3 vs. Wagner (11/20/06)
BLOCKED SHOTS	
Season	2, three times, most recently vs. Richmond (12/31/06)
Career	2, four times, most recently vs. Richmond (12/31/06)
MINUTES	
Season	35 vs. Cornell (12/2/06)
	35 at Kansas State (11/11/06)
Career	35, five times, most recently vs. Cornell (12/2/06)

SINGLE-GAME HIGHS

POINTS
 Season 10 vs. North Florida (12/8/06)
 Career 16 vs. James Madison (1/28/06)

FIELD GOALS
 Season 3 vs. North Florida (12/8/06)
 3 vs. Towson (12/5/06)
 Career 6 vs. Campbell (11/26/05)

FIELD GOAL ATTEMPTS
 Season 4, three times, most recently
 vs. North Florida (12/8/06)
 Career 7, three times, most recently
 at Drexel (2/23/06)

3-POINT FIELD GOALS
 Season None
 Career None

3-POINT FIELD GOAL ATTEMPTS
 Season 1 vs. Richmond (12/31/06)
 1 vs. North Florida
 Career 1, eight times, most recently
 vs. Richmond (12/31/06)

FREE THROWS
 Season 4 vs. North Florida (12/8/06)
 Career 8 vs. James Madison (1/28/06)

FREE THROW ATTEMPTS
 Season 8 vs. North Florida (12/8/06)
 Career 11 vs. James Madison (1/28/06)

REBOUNDS
 Season 8 vs. Richmond (12/31/06)
 Career 8 vs. Richmond (12/31/06)

ASSISTS
 Season 4 vs. Towson (12/5/06)
 Career 4 vs. Towson (12/5/06)
 Career 4 vs. Jacksonville State (12/1/06)

STEALS
 Season 2 vs. North Florida (12/8/06)
 Career 2, three times, most recently
 vs. North Florida (12/8/06)

BLOCKED SHOTS
 Season 2 vs. North Florida (12/8/06)
 Career 2 vs. North Florida (12/8/06)
 2 at Old Dominion (2/9/06)

MINUTES
 Season 30 vs. Cornell (12/2/06)
 Career 30 vs. Cornell (12/2/06)

15

PETERSTEIN

So. - F - 6-9 - 225 (Houton, Texas/Westbury Christian)

- Led the Tribe with a career-high eight rebounds in the College's victory over Richmond (12/31/06)
- Tallied a season-high and his fourth career double-digit performance with 10 points against North Florida to go along with a career-high two blocked shots
- Played 28 minutes off the bench in the CAA opener against Towson and contributed a season-high six points, a team-high four rebounds and tied his career-high with four assists, while shooting 3-of-4 from the field
- Led the Tribe with six rebounds and four assists against Jacksonville State (12/1/06), both totals were career highs
- Started the Tribe's exhibition opening victory over Barton College, scoring seven points and pulling down two rebounds
- Played in 25 contests, while making a trio of starts as a freshman
- Averaged 14.8 minutes per game, while shooting .577 (41-of-71) from the field
- Finished the season with averages of 4.0 points and 2.0 rebounds per game
- Scored in double figures on three occasions
- Had a career high 16 points on a perfect 4-of-4 from the field and 8-of-11 from the free throw line in an 86-68 victory over James Madison (1/28/06)
- Two-time all-state selection at Westbury Christian
- Helped team win three Texas Private School state championships
- McDonald's All-American nominee

STEIN'S 2006-07 GAME-BY-GAME STATISTICS

Date	Opp	Min	FG-A	Pct	3FG-A	Pct	FT-A	Pct	O-D	Tot	PF	A	TO	B	S	Pts
N11	at Kansas St.	20	2-4	.500	0-0	.000	0-0	.000	3-3	6	4	2	2	0	0	4
N20	Wagner	7	1-1	1.000	0-0	.000	0-0	.000	0-0	0	4	1	1	0	0	2
N25	at Holy Cross	18	1-1	1.000	0-0	.000	1-2	.500	0-0	0	2	0	4	0	0	3
N28	at Navy	13	2-2	1.000	0-0	.000	0-0	.000	1-1	2	0	0	1	0	0	4
D1	Jacksonville St.	20	1-1	1.000	0-0	.000	0-2	.000	2-4	6	1	4	3	0	0	2
D2	Cornell	30	1-1	1.000	0-0	.000	0-3	.000	3-1	4	2	2	2	1	0	2
D5	Towson	28	3-4	.750	0-0	.000	0-1	.000	1-3	4	3	4	2	0	0	6
D8	North Florida	23	3-4	.750	0-1	.000	4-8	.500	0-4	4	3	0	1	2	2	10
D22	UMBC	19	2-5	.400	0-0	.000	0-0	.000	0-2	2	3	0	0	0	1	4
D28	Hampton	20	2-3	.667	0-0	.000	3-3	1.000	2-1	3	4	1	3	0	0	7
D31	Richmond	20	1-2	.500	0-1	.000	2-3	.667	4-4	8	2	1	1	0	0	4
J3	at GMU															
J6	Northeastern															
J8	at Georgia St.															
J10	VCU															
J13	at Delaware															
J17	GMU															
J20	at Hofstra															
J24	at ODU															
J27	Georgia State															
J29	at VCU															
J31	JMU															
F3	UNCW															
F7	at JMU															
F10	at UNCW															
F14	Drexel															
F17	ESPN BracketBusters															
F21	at Drexel															
F24	ODU															

* Games started

STEIN'S CAREER STATISTICS

Season	G-GS	Min-Avg	FG-A	Pct	3FG-A	Pct	FT-A	Pct	OR-DR	Reb-Avg	PF-FO	A	TO	Blk	St	Pts-Avg
2005-06	25-3	371-14.8	41-71	.577	0-6	.000	19-32	.594	19-30	49-2.0	44-1	18	33	4	9	101-4.0
2006-07	11-8	218-19.8	19-28	.679	0-2	.000	10-22	.455	16-23	39-3.5	28-0	15	20	3	3	48-4.4
Career	36-11	589-16.4	60-99	.606	0-8	.000	29-54	.537	35-53	88-2.4	72-1	33	53	7	12	149-4.1

STEIN'S CAA STATISTICS

Season	G-GS	Min-Avg	FG-A	Pct	3FG-A	Pct	FT-A	Pct	OR-DR	Reb-Avg	PF-FO	A	TO	Blk	St	Pts-Avg
2005-06	17-1	270-15.9	28-51	.549	0-5	.000	18-30	.600	16-19	35-2.1	31-1	13	24	4	6	74-4.4
2006-07	1-0	28-28.0	3-4	.750	0-0	.000	0-1	.000	1-3	4-4.0	0-0	4	2	0	0	6-6.0
Career	18-1	298-16.6	31-55	.564	0-5	.000	18-31	.580	17-22	39-2.2	31-1	17	26	4	6	80-4.4

20

KYLE CARRABINE

Jr. - F - 6-7 - 205 (Naperville, Ill./Neuqua Valley)

- One of the Tribe's best threats from 3-point range, connecting on 41.9 percent in 12 minutes a game off the bench
- Connected on a pair of 3-pointers during a two-minute span late in the first half to give the Tribe a halftime lead against Hampton (12/28/06)
- Came off the bench to tally career highs in rebounds (4) and steals (1) to go along with five points against UMBC (12/22/06)
- In his second career start vs. Towson (12/5/06), scored a career-high 10 points, while connecting on 3-of-6 from 3-point range
- Started his first career game against Jacksonville State (12/1/06) and finished with two points, two rebounds and an assist
- Notched career highs in minutes (18), points (9) and 3-point field goals made (3) against Navy (11/28/06)
- All three of his treys against Navy came in the first half to keep the Tribe within striking distance
- Played 12 minutes against Wagner (11/20) and finished with four points and a rebound
- Knocked down his lone 3-point field goal on the season on his way to scoring a then career-high five points at Old Dominion (2/9/06)
- First career points came on a 3-pointer at No. 8 Kentucky (12/22/04)
- Scored four points in nine minutes at Hofstra (1/31/05)

SINGLE-GAME HIGHS

POINTS
 Season 10 vs. Towson (12/5/06)
 Career 10 vs. Towson (12/5/06)

FIELD GOALS
 Season 3 vs. Towson (12/5/06)
 3 at Navy (11/28/06)
 Career 3 vs. Towson (12/5/06)
 3 at Navy (11/28/06)

FIELD GOAL ATTEMPTS
 Season 7 at Navy (11/28/06)
 Career 7 at Navy (11/28/06)

3-POINT FIELD GOALS
 Season 3 vs. Towson (12/5/06)
 3 at Navy (11/28/06)
 Career 3 vs. Towson (12/5/06)
 3 at Navy (11/28/06)

3-POINT FIELD GOAL ATTEMPTS
 Season 7 at Navy (11/28/06)
 Career 7 at Navy (11/28/06)

FREE THROWS
 Season 2 vs. Wagner (11/20/06)
 Career 2 vs. Wagner (11/20/06)
 2 at Old Dominion (2/9/06)

FREE THROW ATTEMPTS
 Season 3 vs. Wagner (11/20/06)
 Career 3 vs. Wagner (11/20/06)
 3 at Old Dominion (2/9/06)

REBOUNDS
 Season 4 vs. UMBC (12/22/06)
 Career 4 vs. UMBC (12/22/06)

ASSISTS
 Season 1 vs. Hampton (12/28/06)
 1 vs. Jacksonville State (12/1/06)
 Career 1, five times, most recently
 vs. Hampton (12/28/06)

STEALS
 Season 1 vs. UMBC (12/22/06)
 Career 1, four times, most recently
 vs. UMBC (12/22/06)

BLOCKED SHOTS
 Season None
 Career None

MINUTES
 Season 18 at Navy (11/28/06)
 Career 18 at Navy (11/28/06)

CARRABINE'S 2006-07 GAME-BY-GAME STATISTICS

Date	Opp	Min	FG-A	Pct	3FG-A	Pct	FT-A	Pct	O-D	Tot	PF	A	TO	B	S	Pts
N11	at Kansas St.	3	0-0	.000	0-0	.000	0-0	.000	0-0	0	0	0	0	0	0	0
N20	Wagner	12	1-1	1.000	0-0	.000	2-3	.667	0-1	1	0	0	0	0	0	4
N25	at Holy Cross	2	0-0	.000	0-0	.000	0-0	.000	0-0	0	0	0	0	0	0	0
N28	at Navy	18	3-7	.429	3-7	.429	0-0	.000	0-0	0	0	0	1	0	0	9
D1	Jacksonville St.	14	1-5	.200	0-3	.000	0-0	.000	0-2	2	0	1	0	0	0	2
D2	Cornell	13	2-3	.667	1-2	.500	0-0	.000	1-0	1	1	0	0	0	0	5
D5	Towson	16	3-6	.500	3-6	.500	1-2	.500	0-2	2	2	0	0	0	0	10
D8	North Florida	10	2-3	.667	1-2	.500	0-0	.000	0-1	1	0	0	1	0	0	5
D22	UMBC	13	2-5	.400	1-3	.333	0-0	.000	0-4	4	1	0	0	0	1	5
D28	Hampton	15	2-4	.500	2-4	.500	0-0	.000	1-0	1	0	1	1	0	0	6
D31	Richmond	15	2-4	.500	2-4	.500	1-2	.500	1-1	2	1	0	1	0	0	7
J3	at GMU															
J6	Northeastern															
J8	at Georgia St.															
J10	VCU															
J13	at Delaware															
J17	GMU															
J20	at Hofstra															
J24	at ODU															
J27	Georgia State															
J29	at VCU															
J31	JMU															
F3	UNCW															
F7	at JMU															
F10	at UNCW															
F14	Drexel															
F17	ESPN BracketBusters															
F21	at Drexel															
F24	ODU															

CARRABINE'S CAREER STATISTICS

Season	G-GS	Min-Avg	FG-A	Pct	3FG-A	Pct	FT-A	Pct	OR-DR	Reb-Avg	PF-FO	A	TO	Blk	St	Pts-Avg
2004-05	15-0	75-5.0	6-16	.375	2-10	.200	1-2	.500	2-4	6-0.4	5-0	3	1	0	3	15-1.0
2005-06	8-0	30-3.8	3-11	.273	1-6	.167	2-3	.667	0-4	4-0.5	0-0	0	2	0	0	9-1.1
2006-07	11-2	132-12.0	18-38	.474	13-31	.419	4-7	.571	4-10	14-1.3	6-0	2	4	0	1	53-4.8
Career	34-2	236-6.9	27-65	.415	16-47	.340	7-12	.583	6-18	24-0.7	11-0	5	7	0	4	77-2.3

CARRABINE'S CAA STATISTICS

Season	G-GS	Min-Avg	FG-A	Pct	3FG-A	Pct	FT-A	Pct	OR-DR	Reb-Avg	PF-FO	A	TO	Blk	St	Pts-Avg
2004-05	9-0	52-5.8	4-9	.444	1-5	.200	1-2	.500	2-4	6-0.7	4-0	0	1	0	1	10-1.1
2005-06	7-0	23-3.3	3-8	.375	1-5	.200	2-3	.667	0-1	1-0.1	0-0	0	0	0	0	9-1.3
2006-07	1-1	16-16.0	3-6	.500	3-6	.500	1-2	.500	0-2	2-2.0	2-0	0	0	0	0	10-10.0
Career	17-1	91-5.4	10-23	.435	5-16	.313	4-7	.571	2-7	9-0.5	6-0	0	1	0	1	29-1.7

22

DANNY SUMNER

Fr. - F - 6-7 - 190 (Fairfax, Va./Paul VI)

SINGLE-GAME HIGHS

POINTS

Season 12 vs. Wagner (11/20/06)
 Career 12 vs. Wagner (11/20/06)

FIELD GOALS

Season 5 vs. Wagner (11/20/06)
 Career 5 vs. Wagner (11/20/06)

FIELD GOAL ATTEMPTS

Season 10 vs. Wagner (11/20/06)
 Career 10 vs. Wagner (11/20/06)

3-POINT FIELD GOALS

Season 2 vs. Wagner (11/20/06)
 Career 2 vs. Wagner (11/20/06)

3-POINT FIELD GOAL ATTEMPTS

Season 5 vs. Wagner (11/20/06)
 Career 5 vs. Wagner (11/20/06)

FREE THROWS

Season None
 Career None

FREE THROW ATTEMPTS

Season 6 vs. Jacksonville State (12/1/06)
 Career 6 vs. Jacksonville State (12/1/06)

REBOUNDS

Season 4 at Holy Cross (11/25/06)
 Career 4 at Holy Cross (11/25/06)

ASSISTS

Season 1, four times, most recently
 vs. Towson (12/5/06)
 Career 1, four times, most recently
 vs. Towson (12/5/06)

STEALS

Season 1, three times, most recently
 vs. Jacksonville State (12/1/06)
 Career 1, three times, most recently
 vs. Jacksonville State (12/1/06)

BLOCKED SHOTS

Season 1 vs. Jacksonville State (12/1/06)
 Career 1 vs. Jacksonville State (12/1/06)

MINUTES

Season 19 at Navy (11/28/06)
 Career 19 at Navy (11/28/06)

- Made first career start against Cornell (12/2/06)
- Scored his first collegiate points with 12 on 5-of-10 from the field against Wagner (11/20/06)
- Pulled down three rebounds, all offensive, against the Seahawks
- Played 12 minutes and finished with two points, three rebounds and a block against Barton College
- His two points against the Bulldogs came on a follow-up two-handed dunk
- Named to the *Washington Post* First-Team All-Metro squad as a senior
- Honored with the Ron Johnson Award as the Five Star Most Promising Guard Prospect
- A First-Team *D.C. Examiner* and WCACA All-Conference selection
- Named the Virginia Independent Schools State Player of the Year in 2006
- Averaged 19.3 points, 8.6 rebounds, 2.0 assists and 2.0 blocks per game as a senior at Paul VI Catholic
- Led team to the Virginia Independent Schools Division I State final in 2004 and 2005, while advancing to the semifinals in 2006
- A honorable mention *Washington Post* All-Metro pick as a junior
- First W&M player from Paul VI since David Cully, who graduated from W&M in 1996 as the College's all-time blocked shots leader (248)

SUMNER'S 2006-07 GAME-BY-GAME STATISTICS

Date	Opp	Min	FG-A	Pct	3FG-A	Pct	FT-A	Pct	O-D	Tot	PF	A	TO	B	S	Pts
N11	at Kansas St.	6	0-1	.000	0-1	.000	0-0	.000	0-0	0	1	1	1	0	0	0
N20	Wagner	16	5-10	.500	2-5	.400	0-0	.000	3-0	3	0	1	0	0	1	12
N25	at Holy Cross	14	1-4	.250	0-0	.000	0-1	.000	2-2	4	0	0	2	0	0	2
N28	at Navy	19	2-8	.250	0-3	.000	0-0	.000	1-0	1	0	1	1	0	1	4
D1	Jacksonville St.	10	0-4	.000	0-0	.000	0-6	.000	2-0	2	0	0	0	1	1	0
D2	Cornell	10	1-4	.250	0-2	.000	0-0	.000	0-0	0	0	0	1	0	0	2
D5	Towson	3	0-2	.000	0-1	.000	0-0	.000	0-1	1	0	1	0	0	0	0
D8	North Florida	1	0-1	.000	0-1	.000	0-0	.000	0-0	0	0	0	0	0	0	0
D22	UMBC															DNP
D28	Hampton															DNP
D31	Richmond															DNP
J3	at GMU															
J6	Northeastern															
J8	at Georgia St.															
J10	VCU															
J13	at Delaware															
J17	GMU															
J20	at Hofstra															
J24	at ODU															
J27	Georgia State															
J29	at VCU															
J31	JMU															
F3	UNCW															
F7	at JMU															
F10	at UNCW															
F14	Drexel															
F17	ESPN BracketBusters															
F21	at Drexel															
F24	ODU															

* Games started

SUMNER'S CAREER STATISTICS

Season	G-GS	Min-Avg	FG-A	Pct	3FG-A	Pct	FT-A	Pct	OR-DR	Reb-Avg	PF-FO	A	TO	Blk	St	Pts-Avg
2006-07	8-1	79-9.9	9-34	.265	2-13	.154	0-7	.000	8-3	11-1.4	1-0	4	5	1	3	20-2.5
Career	8-1	79-9.9	9-34	.265	2-13	.154	0-7	.000	8-3	11-1.4	1-0	4	5	1	3	20-2.5

SUMNER'S CAA STATISTICS

Season	G-GS	Min-Avg	FG-A	Pct	3FG-A	Pct	FT-A	Pct	OR-DR	Reb-Avg	PF-FO	A	TO	Blk	St	Pts-Avg
2006-07	1-0	3-3.0	0-2	.000	0-1	.000	0-0	.000	0-1	1-1.0	0-0	1	0	0	0	0-0.0
Career	1-0	3-3.0	0-2	.000	0-1	.000	0-0	.000	0-1	1-1.0	0-0	1	0	0	0	0-0.0

23

CHRIS DARNELL

So. - F - 6-8 - 210 (Fredericksburg, Va./North Stafford)

- Had a career-high two blocked shots vs. Cornell (12/2/06)
- Started his first game of the season and second of his career at Navy (11/28/06)
- Turned in an all-around solid performance against Wagner (11/20/06) with seven points, five rebounds and a career-high three assists in 15 minutes off the bench
- Came off the bench in Tribe's exhibition win over Barton College, finishing with three points, three rebounds and two assists in 14 minutes of action
- Earned his first career start against Hofstra (2/20/06)
- Averaged 2.6 points and 2.2 rebounds per game in 11.3 minutes per contest
- In his first career game against Maine (11/18/05), knocked down a pair of 3-point field goals on his way to six points, four rebounds and two assists in 15 minutes
- Tallied a season-high eight points on 3-of-5 from the field to go along with a career-best seven rebounds against Delaware (2/15/06)
- Led the team in rebounding on three occasions, including back-to-back games with seven boards against Delaware (2/15/06) and four vs. Hofstra (2/20/06)
- Selected to the Virginia Group AAA All-State Second-Team by the *Associated Press*
- *Free-Lance Star* and district player of the year as a senior
- Set North Stafford High School's career scoring record with 1,464 points
- Averaged 24 points and 10 rebounds a game as a senior
- Also holds school records in rebounds and blocks

DARNELL'S 2006-07 GAME-BY-GAME STATISTICS

Date	Opp	Min	FG-A	Pct	3FG-A	Pct	FT-A	Pct	O-D	Tot	PF	A	TO	B	S	Pts
N11	at Kansas St.	9	1-2	.500	1-1	1.000	0-0	.000	0-3	3	1	1	1	0	0	3
N20	Wagner	15	3-5	.600	1-1	1.000	0-0	.000	3-2	5	1	3	1	0	0	7
N25	at Holy Cross	3	0-1	.000	0-0	.000	0-0	.000	0-0	0	0	0	0	0	0	0
N28	at Navy	10	0-1	.000	0-0	.000	0-0	.000	0-2	2	1	1	2	1	0	0
D1	Jacksonville St.	16	0-3	.000	0-0	.000	0-2	.000	0-5	5	2	1	3	0	0	0
D2	Cornell	17	1-2	.500	0-0	.000	1-1	1.000	0-1	1	2	3	2	2	1	3
D5	Towson	4	0-0	.000	0-0	.000	2-2	1.000	1-2	3	2	0	2	0	0	2
D8	North Florida	9	0-0	.000	0-0	.000	0-0	.000	0-0	0	1	0	1	0	1	0
D22	UMBC	12	0-0	.000	0-0	.000	0-0	.000	0-0	0	1	0	0	0	0	0
D28	Hampton	3	0-1	.000	0-0	.000	0-0	.000	0-0	0	0	0	0	0	0	0
D31	Richmond	10	1-3	.333	0-1	.000	0-2	.000	1-2	3	2	1	1	0	0	2
J3	at GMU															
J6	Northeastern															
J8	at Georgia St.															
J10	VCU															
J13	at Delaware															
J17	GMU															
J20	at Hofstra															
J24	at ODU															
J27	Georgia State															
J29	at VCU															
J31	JMU															
F3	UNCW															
F7	at JMU															
F10	at UNCW															
F14	Drexel															
F17	ESPN BracketBusters															
F21	at Drexel															
F24	ODU															

* Games started

DARNELL'S CAREER STATISTICS

Season	G-GS	Min-Avg	FG-A	Pct	3FG-A	Pct	FT-A	Pct	OR-DR	Reb-Avg	PF-FO	A	TO	Blk	St	Pts-Avg
2005-06	21-1	237-11.3	23-60	.383	4-18	.222	5-8	.625	14-32	46-2.2	5-0	13	13	3	3	55-2.6
2006-07	11-2	108-9.8	6-18	.333	2-3	.667	3-7	.429	5-17	22-2.0	13-0	10	13	3	2	17-1.5
Career	32-3	345-10.8	29-78	.372	6-21	.286	8-15	.533	19-49	68-2.1	18-0	23	26	6	5	72-2.3

DARNELL'S CAA STATISTICS

Season	G-GS	Min-Avg	FG-A	Pct	3FG-A	Pct	FT-A	Pct	OR-DR	Reb-Avg	PF-FO	A	TO	Blk	St	Pts-Avg
2005-06	15-1	174-11.6	16-47	.340	2-13	.154	5-8	.625	12-23	35-2.3	3-0	9	10	3	3	39-2.6
2006-07	1-0	4-4.0	0-0	.000	0-0	.000	2-2	1.000	1-2	3-3.0	2-0	0	2	0	0	2-2.0
Career	16-1	178-11.1	16-47	.340	2-13	.154	7-10	.700	12-23	38-2.4	3-0	9	12	3	3	41-2.6

SINGLE-GAME HIGHS

POINTS	
Season	7 vs. Wagner (11/20/06)
Career	8 vs. Delaware (2/15/06)
FIELD GOALS	
Season	3 vs. Wagner (11/20/06)
Career	3, four times, most recently vs. Wagner (11/20/06)
FIELD GOAL ATTEMPTS	
Season	5 vs. Wagner (11/20/06)
Career	6 vs. Georgia State (2/4/06) 6 at UNC Wilmington (1/7/06)
3-POINT FIELD GOALS	
Season	1 vs. Wagner (11/20/06) 1 at Kansas State (11/11/06)
Career	2 vs. Maine (11/18/05)
3-POINT FIELD GOAL ATTEMPTS	
Season	1, three times, most recently vs. Richmond (12/31/06)
Career	3 at Towson (12/3/05)
FREE THROWS	
Season	2 vs. Towson (12/5/06)
Career	2 vs. Hofstra (2/20/06)
FREE THROW ATTEMPTS	
Season	2, three times, most recently vs. Richmond (12/31/06)
Career	2, six times, most recently vs. Richmond (12/31/06)
REBOUNDS	
Season	5 vs. Wagner (11/20/06)
Career	7 vs. Delaware (2/15/06)
ASSISTS	
Season	3 vs. Cornell 3 vs. Wagner (11/20/06)
Career	3, four times, most recently vs. Cornell (12/2/06)
STEALS	
Season	1 vs. North Florida (12/8/06) 1 vs. Cornell (12/2/06)
Career	1, five times, most recently vs. North Florida (12/8/06)
BLOCKED SHOTS	
Season	2 vs. Cornell (12/2/06)
Career	2 vs. Cornell (12/2/06)
MINUTES	
Season	17 vs. Cornell (12/2/06)
Career	21 vs. Delaware (2/15/06)

SINGLE-GAME HIGHS

POINTS

Season 18 vs. Jacksonville State (12/1/06)
 Career 20 at Virginia Tech (12/27/05)

FIELD GOALS

Season 7 vs. Towson (12/5/06)
 Career 7, three times, most recently vs. Towson (12/5/06)

FIELD GOAL ATTEMPTS

Season 16 vs. Towson (12/5/06)
 16 at Navy (11/28/06)
 Career 16 vs. Towson (12/5/06)
 16 at Navy (11/28/06)

3-POINT FIELD GOALS

Season 2 vs. Hampton (12/28/06)
 Career 3 at Drexel (2/23/06)

3-POINT FIELD GOAL ATTEMPTS

Season 4 vs. Towson (12/5/06)
 4 at Holy Cross (11/25/06)
 Career 4 vs. Towson (12/5/06)
 4 at Drexel (2/23/06)

FREE THROWS

Season 8 vs. Cornell (12/2/06)
 Career 8 vs. Cornell (12/2/06)

FREE THROW ATTEMPTS

Season 10 vs. Cornell (12/2/06)
 Career 10 vs. Cornell (12/2/06)

REBOUNDS

Season 8 vs. Wagner (11/20/06)
 Career 8 vs. Wagner (11/20/06)

ASSISTS

Season 4 vs. UMBC (12/22/06)
 Career 8 vs. Campbell (11/26/05)

STEALS

Season 3 vs. North Florida (12/8/06)
 3 vs. Cornell (12/2/06)
 Career 4 at James Madison (2/11/06)
 4 at Longwood (11/28/05)

BLOCKED SHOTS

Season 1 at Navy (11/28/06)
 Career 1, three times, most recently at Navy (11/28/06)

MINUTES

Season 36 at Holy Cross (11/25/06)
 Career 36 at Holy Cross (11/25/06)

24

ADAMPAYTON

Sr. - G - 6-3 - 195 (Burlington, N.J./The Lawrenceville School)

- Has scored in double figures on eight occasions this season
- Chipped in 16 points off the bench, including a trio of dunks vs. Towson (12/5/06)
- Earned W&M Tip-Off MVP honors with an exceptional performance over the final five minutes against Cornell (12/2/06) to lead the Tribe back from a 13-point deficit
- Led W&M in scoring at Navy (11/28/06) with 12 points and at Holy Cross (11/25/06) with 15 points
- Pulled down a career best eight rebounds in the Tribe's home-opener against Wagner (11/20/06)
- Also had nine points, two assists and two steals vs. the Seahawks
- Team Co-Captain with senior Adam Trumbower
- Topped W&M in steals in 2005-06, ranking eighth in the CAA
- Ranked third on the team in assists, while ranking fifth in points per game
- Had a career-high 20 points against Virginia Tech (12/27/05) on 7-of-9 shooting and a perfect 5-of-5 from the free throw line
- Turned in an impressive floor game against Campbell with 13 points, a career-high eight assists and seven rebounds
- The eight assists vs. Campbell were a W&M season-high in 2005-06
- Transferred to W&M from Vanderbilt prior to the 2004-05 season

PAYTON'S 2006-07 GAME-BY-GAME STATISTICS

Date	Opp	Min	FG-A	Pct	3FG-A	Pct	FT-A	Pct	O-D	Tot	PF	A	TO	B	S	Pts
N11	at Kansas St.	29	2-8	.250	0-2	.000	1-1	1.000	1-2	3	1	2	3	0	0	5
N20	Wagner	21	4-6	.667	1-3	.333	0-0	.000	1-7	8	1	2	1	0	2	9
N25	at Holy Cross	36	5-14	.357	1-4	.250	4-5	.800	2-3	5	3	3	1	0	1	15
N28	at Navy	28	5-16	.313	0-2	.000	2-2	1.000	3-0	3	3	1	2	1	2	12
D1	Jacksonville St.	26	6-10	.600	1-2	.500	5-6	.833	2-3	5	1	0	4	0	2	18
D2	Cornell	34	1-5	.200	0-1	.000	8-10	.800	1-1	2	0	1	3	0	3	10
D5	Towson	28	7-16	.438	1-4	.250	1-2	.500	0-4	4	5	0	1	0	1	16
D8	North Florida	26	4-10	.400	1-3	.333	1-1	1.000	1-2	3	1	0	3	0	3	10
D22	UMBC	32	1-2	.500	1-1	1.000	4-4	1.000	0-4	4	1	4	1	0	0	7
D28	Hampton	33	4-7	.571	2-2	1.000	2-2	1.000	1-1	2	2	2	4	0	1	12
D31	Richmond	33	4-7	.571	1-2	.500	4-6	.667	1-3	4	1	2	3	0	1	13
J3	at GMU															
J6	Northeastern															
J8	at Georgia St.															
J10	VCU															
J13	at Delaware															
J17	GMU															
J20	at Hofstra															
J24	at ODU															
J27	Georgia State															
J29	at VCU															
J31	JMU															
F3	UNCW															
F7	at JMU															
F10	at UNCW															
F14	Drexel															
F17	ESPN BracketBusters															
F21	at Drexel															
F24	ODU															

* Games started

PAYTON'S CAREER STATISTICS

Season	G-GS	Min-Avg	FG-A	Pct	3FG-A	Pct	FT-A	Pct	OR-DR	Reb-Avg	PF-FO	A	TO	Blk	St	Pts-Avg
2002-03†	23-0	179-7.8	10-28	.357	6-12	.500	3-12	.250	0-5	5-0.2	14-0	12	13	0	8	29-1.3
2003-04†	29-0	252-8.7	25-46	.543	5-12	.417	9-18	.500	0-21	21-0.7	14-0	22	25	1	8	64-2.2
2005-06	28-26	675-24.1	70-145	.483	14-30	.467	42-63	.667	23-48	71-2.5	41-1	50	53	1	45	196-7.0
2006-07	11-9	326-29.6	43-101	.426	9-26	.346	32-39	.821	13-30	43-3.9	19-1	17	26	1	16	127-11.5
Career	91-35	1432-15.7	148-320	.463	34-80	.425	86-132	.652	36-104	140-1.5	88-2	101	111	3	77	416-4.6

† at Vanderbilt

PAYTON'S CAA STATISTICS

Season	G-GS	Min-Avg	FG-A	Pct	3FG-A	Pct	FT-A	Pct	OR-DR	Reb-Avg	PF-FO	A	TO	Blk	St	Pts-Avg
2005-06	18-17	413-22.9	36-86	.419	8-20	.400	15-24	.625	14-26	40-2.2	28-1	28	33	0	24	95-5.3
2006-07	1-0	28-28.0	7-16	.438	1-4	.250	1-2	.500	0-4	4-4.0	0-0	0	1	0	1	16-16.0
Career	19-17	441-23.2	43-102	.422	9-24	.375	16-26	.615	14-30	44-2.3	28-1	28	34	0	25	111-5.8

25

CHRIS STRATTON

Jr. - F - 6-6 - 205 (Burke, Va./Lake Braddock)

- Saw first action of the 2006-07 season against Wagner (11/20/06) and scored two points
- Walk on forward from Burke, Va.
- Appeared in nine games, averaging 0.3 points and 0.7 rebounds per game in 2005-06
- Notched a season-high two points in six minutes of action at Towson (12/3/05)
- Pulled down a season-high three rebounds in the season-opening victory over Maine (11/18/05)
- Played in 14 games and earned first career start against Hofstra (1/31/05) as a freshman
- Scored a career-high four points against Longwood (12/1/04)
- Pulled down four rebounds, including three offensive, at UNC Greensboro (12/20/04)

SINGLE-GAME HIGHS

POINTS	
Season	2 vs. Wagner (11/20/06)
Career	4 vs. Longwood (12/1/04)
FIELD GOALS	
Season	1 vs. Wagner (11/20/06)
Career	1, six times, most recently vs. Wagner (11/20/06)
FIELD GOAL ATTEMPTS	
Season	1 vs. Wagner (11/20/06)
Career	3 at UNC Greensboro (12/20/04)
3-POINT FIELD GOALS	
Season	None
Career	None
3-POINT FIELD GOAL ATTEMPTS	
Season	None
Career	1 at George Mason (1/29/05)
FREE THROWS	
Season	None
Career	2 vs. Longwood (12/1/04)
FREE THROW ATTEMPTS	
Season	1 vs. Wagner (11/20/06)
Career	2 vs. Hofstra (2/20/06)
REBOUNDS	
Season	None
Career	4 at UNC Greensboro (12/20/04)
ASSISTS	
Season	None
Career	1, three times, most recently at Old Dominion (2/9/06)
STEALS	
Season	None
Career	1, three times, most recently vs. Hofstra (2/20/06)
BLOCKED SHOTS	
Season	None
Career	1 vs. Hofstra (2/20/06)
MINUTES	
Season	2 vs. Wagner (11/20/06)
Career	18 at Hofstra (1/31/05)

STRATTON'S 2006-07 GAME-BY-GAME STATISTICS

Date	Opp	Min	FG-A	Pct	3FG-A	Pct	FT-A	Pct	O-D	Tot	PF	A	TO	B	S	Pts
N11	at Kansas St.						DNP									
N20	Wagner	2	1-1	1.000	0-0	.000	0-0	.000	1-0	1	0	0	0	0	0	2
N25	at Holy Cross						DNP									
N28	at Navy						DNP									
D1	Jacksonville St.						DNP									
D2	Cornell						DNP									
D5	Towson						DNP									
D8	North Florida	1	0-0	.000	0-0	.000	0-0	.000	0-0	0	0	0	0	0	0	0
D22	UMBC						DNP									
D28	Hampton						DNP									
D31	Richmond						DNP									
J3	at GMU						DNP									
J6	Northeastern															
J8	at Georgia St.															
J10	VCU															
J13	at Delaware															
J17	GMU															
J20	at Hofstra															
J24	at ODU															
J27	Georgia State															
J29	at VCU															
J31	JMU															
F3	UNCW															
F7	at JMU															
F10	at UNCW															
F14	Drexel															
F17	ESPN BracketBusters															
F21	at Drexel															
F24	ODU															

* Games started

STRATTON'S CAREER STATISTICS

Season	G-GS	Min-Avg	FG-A	Pct	3FG-A	Pct	FT-A	Pct	OR-DR	Reb-Avg	PF-FO	A	TO	Blk	St	Pts-Avg
2004-05	14-1	82-5.9	5-9	.556	0-1	.000	2-2	1.000	7-7	14-1.0	6-0	2	5	0	1	12-0.9
2005-06	9-0	24-2.7	1-3	.333	0-0	.000	1-2	.500	2-4	6-0.7	1-0	1	1	1	2	3-0.3
2006-07	2-0	3-1.5	1-1	1.000	0-0	.000	0-0	.000	1-0	1-0.5	0-0	0	0	0	0	2-1.0
Career	25-1	109-4.4	7-13	.538	0-1	.000	3-4	.750	10-11	21-0.8	7-0	3	6	1	3	17-0.7

STRATTON'S CAA STATISTICS

Season	G-GS	Min-Avg	FG-A	Pct	3FG-A	Pct	FT-A	Pct	OR-DR	Reb-Avg	PF-FO	A	TO	Blk	St	Pts-Avg
2004-05	7-1	51-7.3	2-3	.667	0-1	.000	0-0	.000	2-3	5-0.7	6-0	0	2	0	1	4-0.6
2005-06	8-0	18-2.3	1-2	.500	0-0	.000	1-2	.500	0-3	3-0.4	1-0	1	1	1	2	3-0.4
2006-07	0-0	0-0.0	0-0	.000	0-0	.000	0-0	.000	0-0	0-0.0	0-0	0	0	0	0	0-0.0
Career	15-1	69-4.6	3-5	.600	0-1	.000	1-2	.500	2-6	8-0.5	7-0	1	3	1	3	7-0.5

SINGLE-GAME HIGHS

POINTS
 Season 9 vs. Wagner (11/20/06)
 Career 27 at VCU(2/23/05)

FIELD GOALS
 Season 4 at Holy Cross (11/25/06)
 4 vs. Wagner (11/20/06)
 Career 10 at Hofstra (1/24/04)

FIELD GOAL ATTEMPTS
 Season 10 vs. Wagner (11/20/06)
 Career 18 at Northeastern (2/2/06)

3-POINT FIELD GOALS
 Season None
 Career None

3-POINT FIELD GOAL ATTEMPTS
 Season None
 Career None

FREE THROWS
 Season 1 vs. Jacksonville State (12/1/06)
 1 vs. Wagner (11/20/06)
 Career 13 at VCU (2/23/05)

FREE THROW ATTEMPTS
 Season 2, three times, most recently
 vs. Jacksonville State (12/1/06)
 Career 17, Delaware (2/11/04)

REBOUNDS
 Season 6 at Holy Cross (11/25/06)
 Career 13, three times, most recently
 at Towson (2/26/05)

ASSISTS
 Season 1, four times, most recently
 vs. North Florida (12/8/06)
 Career 4 vs. Towson (2/18/04)
 4 at Virginia (1/5/04)

STEALS
 Season 3 vs. Jacksonville State (12/1/06)
 Career 3, four times, most recently
 vs. Jacksonville State (12/1/06)

BLOCKED SHOTS
 Season 1 vs. Jacksonville State (12/1/06)
 Career 3 at UNC Greensboro (12/20/04)

MINUTES
 Season 26 at Holy Cross (11/25/06)
 Career 40 vs. George Mason (2/12/05)

45

COREY COFIELD

Sr. - F - 6-5 - 245 (Newton, Mass./Roxbury Latin)

- Moved into 23rd on the W&M career scoring list against Jacksonville State (12/1/06)
- Moved into 19th on the W&M career rebounds list with four against Cornell (12/2/06)
- Started his first game of the season against the Crusaders
- Topped W&M in rebounding and field-goal percentage for the second straight season in 2005-06 with 4.7 per contest and .554 (112-of-202), respectively
- His .554 field-goal percentage ranked sixth in school history, behind his .563 percentage of 2003-04
- Became the 14th player in W&M history to garner 1,000 points and 500 rebounds during his career
- Career field-goal percentage of .530 (357-of-674) ranks sixth in W&M history
- Notched his 12th career double-double with 19 points and 11 rebounds at Northeastern (2/2/06)
- A Third-Team All-CAA selection in 2003-04 and in 2004-05
- 2004 CAA Rookie of the Year
- Named MVP of the W&M Tip-Off Classic in 2004, and garnered CAA Player of the Week honors following the performance
- His .804 free throw percentage in 2004-05 ranked as the 17th-best in school history, while his 144 free throws during his sophomore season was the 10th-best total

COFIELD'S 2006-07 GAME-BY-GAME STATISTICS

Date	Opp	Min	FG-A	Pct	3FG-A	Pct	FT-A	Pct	O-D	Tot	PF	A	TO	B	S	Pts
N11	at Kansas St.	14	2-4	.500	0-0	.000	0-2	.000	0-0	0	0	1	1	0	0	4
N20	Wagner	13	4-10	.400	0-0	.000	1-2	.500	0-5	5	4	0	4	0	0	9
N25	at Holy Cross	16	4-8	.500	0-0	.000	0-0	.000	2-4	6	1	1	1	0	0	8
N28	at Navy	10	0-1	.000	0-0	.000	0-0	.000	1-2	3	0	0	3	0	0	0
D1	Jacksonville St.	12	2-6	.333	0-0	.000	1-2	.500	1-1	2	2	1	5	1	3	5
D2	Cornell	11	1-6	.167	0-0	.000	0-0	.000	1-3	4	2	0	1	0	1	2
D5	Towson	4	0-0	.000	0-0	.000	0-0	.000	1-0	1	0	0	0	0	0	0
D8	North Florida	4	0-1	.000	0-0	.000	0-0	.000	0-0	0	0	1	0	0	0	0
D22	UMBC															DNP
D28	Hampton															DNP
D31	Richmond															DNP
J3	at GMU															
J6	Northeastern															
J8	at Georgia St.															
J10	VCU															
J13	at Delaware															
J17	GMU															
J20	at Hofstra															
J24	at ODU															
J27	Georgia State															
J29	at VCU															
J31	JMU															
F3	UNCW															
F7	at JMU															
F10	at UNCW															
F14	Drexel															
F17	ESPN BracketBusters															
F21	at Drexel															
F24	ODU															

* Games started

COFIELD'S CAREER STATISTICS

Season	G-GS	Min-Avg	FG-A	Pct	3FG-A	Pct	FT-A	Pct	OR-DR	Reb-Avg	PF-FO	A	TO	Blk	St	Pts-Avg
2003-04	28-21	782-27.9	126-224	.563	0-0	.000	118-186	.634	72-113	185-6.6	61-0	37	70	9	29	370-13.2
2004-05	29-27	833-28.7	119-248	.480	0-0	.000	144-179	.804	79-121	200-6.9	72-3	26	88	17	21	382-13.2
2005-06	28-15	625-22.3	112-202	.554	0-0	.000	63-92	.685	61-71	132-4.7	56-1	28	57	5	25	287-10.3
2006-07	8-2	94-11.8	13-36	.361	0-0	.000	2-6	.333	5-16	21-2.6	9-0	4	15	1	4	28-3.5
Career	93-65	2334-25.1	370-710	.521	0-0	.000	327-463	.706	216-318	538-5.8	197-4	95	230	32	79	1067-11.5

COFIELD'S CAA STATISTICS

Season	G-GS	Min-Avg	FG-A	Pct	3FG-A	Pct	FT-A	Pct	OR-DR	Reb-Avg	PF-FO	A	TO	Blk	St	Pts-Avg
2003-04	18-16	565-31.4	92-164	.561	0-0	.000	89-133	.669	49-86	135-7.5	40-0	24	54	7	20	273-15.2
2004-05	18-16	532-29.6	81-167	.485	0-0	.000	100-123	.813	55-74	129-7.2	44-1	18	61	9	17	262-14.6
2005-06	18-11	390-21.7	60-116	.517	0-0	.000	38-56	.679	36-39	75-4.2	29-0	19	30	3	20	158-8.8
2006-07	1-0	4-4.0	0-0	.000	0-0	.000	0-0	.000	1-0	1-1.0	0-0	0	0	0	0	0-0.0
Career	55-43	1491-27.1	233-447	.521	0-0	.000	227-312	.728	141-199	340-6.2	113-1	61	145	19	57	693-12.6

THE LAST TIME...

TEAM

Played AP No. 1 team: at #1 Duke, L - 97-61, 12/30/91
 Defeated team ranked 2-10 by AP: vs. #2 North Carolina, 78-75, 12/7/77
 Defeated A.P. top 25 on the road: at #8 West Virginia, 89-76, 3/3/61

W&M INDIVIDUALS

Had a triple-double: not since 1986-87
 Had a double-double: Corey Cofield (19 pts., 11 rebs.) at Northeastern, 2/2/06
 Had 30-plus points and 10-plus rebounds: Jeff Cohen (49 pts., 31 rebs.) vs. Richmond, 2/25/61
 Four players in double figures: Nathan Mann (13), Adam Payton (10), Peter Stein (10) and David Schneider (10) vs. North Florida, 12/8/06
 Five players in double figures: Brian Hutt (13), Corey Cofield (12), Calvin Baker (11), Laimis Kiselius (10) and Taylor Mokris (10) at James Madison 2/11/06
 Six players in double figures: Todd Cauthorn (17 pts.), Thomas Roberts (14), Brendan Connor, Matt Verkey (13 each), Sean Duff (12), and David Cully (11) vs. Shenandoah, 12/22/92
 Scored 30-39 points: Adam Hess (36) at Drexel, 2/7/04
 Scored 40-49 points: Jeff Cohen (49) vs. Richmond, 2/25/61
 Two or more players score 20-29 points in the same game: Nick D'Antoni (25) and Nathan Mann (25) vs. George Mason, 2/12/05
 Perfect at FT line (10 att.): Adam Hess (12-12) vs. VCU, 1/18/03
 Perfect beyond 3-point line (5 att.): Never
 Had 15-19 Rebounds: Adam Hess (15) at VCU, 2/25/02
 Had 10 or more assists: Nick D'Antoni (11) at George Mason, 1/31/04
 Had 6 or more steals: Adam Hess (6) at George Mason, 1/31/04
 Had 5 or more blocked shots: David Cully (10) vs. George Mason, 2/26/96

OPPONENT INDIVIDUALS

Had a triple-double: Michael Anderson (10 pts., 11 rebs., 10 assts.), Drexel, 11/30/85
 Had a double-double: Akeem Wright (10 pts, 13 reb.), Kansas State, 11/11/06
 Four players in double figures: Keith Simmons (18 pts.), Tim Clifford (13) Torey Thomas (10), Pat Dorghety (10), Holy Cross, 11/25/06
 Five players in double figures: Jose Juan Barea (17 pts.), Shawn James, Adrian Martinez (13), Bennett Davis, Aaron Davis (11), Northeastern, 2/2/06
 Six players in double figures: Vic Hamilton (24), Jonathan Kerner (16), Deron Rippey (14), Tim Basham (11), Othello Meadows (11), and Tony Parham (11), East Carolina, 2/14/96
 Scored 30-39 points: Nick George (36 pts.), VCU, 2/23/05
 Scored 40-49 points: Anton Gill (40 pts.), East Carolina, 1/19/94
 Two or more players score 20-29 points in the same game: Jerrell Dinkins (22), John Zito (20), UMBC, 12/17/05

Perfect at FT line (10 att.): Bill Mayew (14-14), UNCW, 1/29/97
 Had 15-19 Rebounds: Rick Edwards and Eric Poole (15 Rebs.), Richmond, 2/8/97
 Had 10 or more assists: Torey Thomas (10), Holy Cross, 11/19/05
 Had 6 or more steals: Keith Simmons (7), Holy Cross, 11/25/06
 Had 5 or more blocked shots: Shawn James (8), Northeastern, 2/2/06

W&M FIELD GOAL SHOOTING

Shot 50 percent or better: .512 vs. Hampton, 12/28/06
 Shot 60 percent or better: .633 vs. Georgia State, 2/4/06
 Shot 70 percent or better: .746 vs. Virginia Wesleyan, 2/1/84
 Made 30-39 field goals: 32 vs. Wagner, 11/20/06
 Made 40-49 field goals: 43 vs. George Mason, 2/27/95
 Made 50 or more field goals: not since 1986-87
 Attempted 60-69 field goals: 64 vs. Wagner, 11/20/06
 Attempted 70-79 field goals: 72 at Northeastern, 2/2/06
 Attempted 80-89 field goals: 84 vs. George Mason, 2/12/05
 Attempted 90 or more field goals: not since 1986-87

OPPONENT FIELD GOAL SHOOTING

Shot 50 percent or better: .531, Towson, 12/5/06
 Shot 60 percent or better: .614, Navy, 11/28/06
 Shot 70 percent or better: .705, Navy, 3/8/85
 Made 30-39 field goals: 32, Hofstra, 2/20/06
 Made 40-49 field goals: 40, George Mason, 2/27/95
 Made 50 or more field goals: not since 1986-87
 Attempted 60-69 field goals: 62, Jacksonville State, 12/1/06
 Attempted 70-79 field goals: 71, Old Dominion, 2/9/06
 Attempted 80-89 field goals: 80, Kansas State, 11/11/06
 Attempted 90 or more field goals: 94, George Mason, 2/27/95

W&M THREE-POINT SHOOTING

Shot 50 percent or better: .500 vs. UNC-Greensboro, 12/21/05
 Shot 60 percent or better: .750 vs. Old Dominion, 2/16/01
 Shot 70-79 percent: .750 vs. Old Dominion, 2/17/01
 Made 10-14 3-point field goals: 13 vs. George Mason, 2/12/05
 Made 15 or more 3-pt. field goals: 16 vs. George Mason, 1/24/96
 Attempted 20-29 3-point field goals: 20 vs. Richmond, 12/31/06
 Attempted 30-39 3-point field goals: 34 at Radford, 11/24/03

OPPONENT THREE-POINT SHOOTING

Shot 50 percent or better: .643 at Navy, 11/28/06
 Shot 60 percent or better: .643 at Navy, 11/28/06
 Shot 70-79 percent: .750 vs. Richmond, 11/30/88
 Shot 80 percent or better: .800 vs. Wake Forest, 2/4/91
 Made 10-14 3-point field goals: 10 vs. James Madison, 1/28/06
 Made 15 or more 3-point field goals: 17 at VCU, 2/19/03
 Attempted 20-29 3-point field goals: 20 vs. Hampton, 12/28/06
 Attempted 30-39 3-point field goals: 30 vs. Richmond, 12/31/06

THE LAST TIME...

W&M FREE THROW SHOOTING

Shot 80 percent or better: .955 (21-22) vs. UMBC, 12/22/06
 Shot 90 percent or better: .955 (21-22) vs. UMBC, 12/22/06
 Shot 100 percent: 1.000 (13-13) at Drexel, 2/7/04
 Made 20-29 free throws: 21 vs. Hampton, 12/28/06
 Made 30-39 free throws: 32 vs. Hartford, 11/19/04
 Made 40 or more free throws: not since 1964
 Attempted 10 or fewer free throws: 10 vs. Hofstra, 2/20/06
 Attempted 30-39 free throws: 33 vs. Jacksonville State, 12/1/06
 Attempted 40-49 free throws: 41 vs. Hartford, 11/19/04
 Attempted 50-59 free throws: not since 1986-87
 Attempted 60 or more free throws: not since 1964

OPPONENT FREE THROW SHOOTING

Shot 80 percent or better: .867(13-15), vs. UMBC, 12/22/06
 Shot 90 percent or better: .923 vs. Delaware, 2/15/06
 Shot 100 percent: 1.000 at George Mason, 1/26/06
 Made 20-29 free throws: 21 vs. VCU, 2/25/06
 Made 30-39 free throws: 32 at George Mason, 1/3/02
 Made 40 or more free throws: not since 1964
 Attempted 10 or fewer free throws: 8 vs. North Florida, 12/8/06
 Attempted 30-39 free throws: 31 vs. Hampton, 12/28/06
 Attempted 40-49 free throws: 42 at George Mason, 1/3/02
 Attempted 50-59 free throws: not since 1986-87
 Attempted 60 or more free throws: not since 1964

W&M SCORING

Scored 80 or more points: 90 vs. Georgia State, 2/4/06
 Scored 90 or more points: 90 vs. Georgia State, 2/4/06
 Scored 100 or more points: 101 vs. Elon, 12/22/98
 Scored 110 or more points: 116 vs. George Mason, 2/27/94

OPPONENT SCORING

Scored 80 or more points: 82 vs. Hofstra, 2/20/06
 Scored 90 or more points: 91 at VCU, 2/23/05
 Scored 100 or more points: 104 vs. George Mason, 2/12/05
 Scored 110 or more points: 127 at Virginia Tech, 1/29/73

W&M REBOUNDING

Had 40 or more rebounds: 40 vs. Richmond, 12/31/06
 Had 50 or more rebounds: 51 vs. Maine, 11/18/06
 Had 60 or more rebounds: 67 vs. Marymount, 11/29/95

OPPONENT REBOUNDING

Had 40 or more rebounds: 40 at Old Dominion, 2/9/06
 Had 50 or more rebounds: 59 at Kansas State, 11/11/06
 Had 60 or more rebounds: 60 at VMI, 2/10/65

W&M ASSISTS

Had 20 or more assists: 25 vs. Georgia State, 2/4/06
 Had 30 or more assists: 33 vs. George Mason, 2/27/95

OPPONENT ASSISTS

Had 20 or more assists: 20 at Navy, 11/28/06
 Had 30 or more assists: not since 1964

W&M BLOCKED SHOTS

Had 10 or more blocked shots: 17 vs. George Mason, 2/26/96

OPPONENT BLOCKED SHOTS

Had 10 or more blocked shots: 13 vs. Drexel, 1/5/06

W&M STEALS

Had 10 or more steals: 12 vs. North Florida, 12/8/06
 Had 15 or more steals: 19 at Virginia Tech, 12/23/03

OPPONENT STEALS

Had 10 or more steals: 11 vs. Hampton, 12/28/06
 Had 15 or more steals: 19 at Towson, 12/3/05

MISCELLANEOUS

Two W&M PLAYERS HAD A DOUBLE-DOUBLE IN THE SAME GAME:

Adam Hess (23 pts., 10 rebs.) and Zeb Cope (11 pts., 11 rebs.) vs. Towson, 3/5/04

W&M PLAYER LED THE TEAM IN POINTS, REBOUNDS AND ASSISTS IN THE SAME GAME:

Adam Trumbower (12 points, 6 rebounds, 4 assists) at Navy, 11/28/06

W&M PLAYED 2OT:

vs. George Mason, 2/12/05 (L, 104-99)

W&M PLAYED 3OT:

vs. Virginia Tech, 1/21/81 (W 48-46)

W&M PLAYED 4OT:

Never

W&M SHOT 70 PERCENT FROM THE FLOOR IN A HALF:

.739 (2nd Half) vs. Georgia State, 2/4/06

W&M SHOT 60 PERCENT FROM THE FLOOR IN A HALF:

.600 (12-of-20) (2nd half) vs. Hampton, 12/28/06

W&M Shot less than 30 percent from the floor in a half:

.250 (1st Half) at Georgia State, 1/14/06

W&M OVERCAME A DEFICIT IN THE FINAL FIVE MINUTES TO WIN A GAME:

Overcame 59-46 deficit to win 73-68 in OT vs. Cornell, 12/2/06

W&M OVERCAME A HALFTIME DEFICIT IN TWO CONSECUTIVE GAMES:

Overcame 27-28 deficit to win 59-58 (Davidson, A, 11/27/90)
 Overcame 33-34 deficit to win 73-71 (Army, H, 11/29/90)



**GAME 1
KANSAS STATE 70, W&M 60
NOVEMBER 11, 2006**

W&M	tot-fg		3-pt		ft	rebounds			pf	tp	a	to	blk	s	min	
	fg	fga	fg	fga		fta	of	de								tot
13 Kisielius f	5	7	3	3	3	4	1	1	2	3	16	2	3	0	1	35
15 Stein f	2	4	0	0	0	0	3	3	6	4	4	2	2	0	0	20
02 Schneider g	5	14	3	9	5	7	1	8	9	4	18	7	5	0	4	38
11 Mann g	2	6	1	5	0	0	1	0	1	5	5	1	1	0	1	20
24 Payton g	2	8	0	2	1	1	1	2	3	1	5	2	3	0	0	29
00 Hess	1	3	0	0	1	4	1	2	3	3	3	0	1	1	0	11
03 Trumbower	0	0	0	0	0	0	0	1	1	0	0	0	1	0	0	2
04 Smith	1	4	0	0	0	0	1	2	3	2	2	0	0	0	0	13
20 Carrabine	0	0	0	0	0	0	0	0	0	0	0	0	0	0	0	3
22 Sumner	0	1	0	1	0	0	0	0	0	1	0	0	1	0	0	6
23 Darnell	1	2	1	1	0	0	0	3	3	1	3	1	1	0	0	9
45 Cofield	2	4	0	0	0	2	0	0	0	0	4	1	1	0	0	14
Team							1	5	6							
Totals	21	53	8	21	10	18	10	27	37	24	60	16	19	1	6	200

TOTAL FG% 1st Half: 10-25 40.0% 2nd Half: 11-28 39.3% Game: 39.6%
 3-Pt. FG% 1st Half: 4-9 44.4% 2nd Half: 4-12 33.3% Game: 38.1%
 F Throw % 1st Half: 3-5 60.0% 2nd Half: 7-13 53.8% Game: 55.6%

Kansas State	tot-fg		3-pt		ft	rebounds			pf	tp	a	to	blk	s	min	
	fg	fga	fg	fga		fta	of	de								tot
20 Martin f	2	9	0	2	1	2	3	1	4	4	5	0	1	0	0	12
50 Colon f	1	2	0	0	2	2	3	4	7	3	4	1	0	0	0	20
02 Young g	4	13	1	5	2	4	1	2	3	4	11	5	4	1	2	25
03 Harris g	8	19	3	9	3	4	3	4	7	0	22	1	1	2	2	34
15 Hoskins g	4	15	1	7	6	9	5	2	7	2	15	2	1	0	1	30
05 Stewart	1	9	0	3	0	0	1	1	2	2	2	4	1	0	2	20
14 Afeli	0	1	0	0	0	0	2	1	3	1	0	0	0	0	0	5
31 Merriewether	0	0	0	0	0	0	0	0	0	0	0	0	0	0	0	0+
34 Wright	4	11	1	3	1	2	5	8	13	2	10	3	1	1	1	34
55 Bennett	0	1	0	0	1	4	2	1	3	1	1	0	0	1	4	20
TEAM							7	3	10							
Totals	24	80	6	29	16	27	32	27	59	18	70	16	9	8	8	200

TOTAL FG% 1st Half: 13-44 29.5% 2nd Half: 11-36 30.6% Game: 30.0%
 3-Pt. FG% 1st Half: 3-15 20.0% 2nd Half: 3-14 21.4% Game: 20.7%
 F Throw % 1st Half: 5-9 55.6% 2nd Half: 11-18 61.1% Game: 59.3%

Officials: Steve Olson, Brad Ferrie, John Moore
 Technical fouls: William & Mary-None. Kansas State-None.
 Attendance: 11390

Score by Periods	1st	2nd	Total
William & Mary	27	33	60
Kansas State	34	36	70

**GAME 3
HOLY CROSS 66, W&M 57
NOVEMBER 25, 2006**

W&M	tot-fg		3-pt		ft	rebounds			pf	tp	a	to	blk	s	min	
	fg	fga	fg	fga		fta	of	de								tot
45 Cofield f	4	8	0	0	0	0	2	4	6	1	8	1	1	0	0	26
13 Kisielius f	4	10	2	4	0	0	1	2	3	1	10	1	5	1	0	30
24 Payton g	5	14	1	4	4	5	2	3	5	3	15	3	1	0	1	36
02 Schneider g	1	7	0	4	2	4	0	1	1	4	4	1	1	0	3	29
11 Mann g	5	9	2	5	0	1	0	6	6	3	12	4	0	0	0	27
03 Trumbower	0	0	0	0	0	0	0	1	1	1	0	1	0	0	0	4
04 Smith	1	2	0	0	1	1	0	2	2	5	3	0	1	1	0	11
15 Stein	1	1	0	0	1	2	0	0	0	2	3	0	4	0	0	18
20 Carrabine	0	0	0	0	0	0	0	0	0	0	0	0	0	0	0	2
22 Sumner	1	4	0	0	0	1	2	2	4	0	2	0	2	0	0	14
23 Darnell	0	1	0	0	0	0	0	0	0	0	0	0	0	0	0	3
TEAM							3	1	4							
Totals	22	56	5	17	8	14	10	22	32	20	57	11	15	2	4	200

TOTAL FG% 1st Half: 9-24 37.5% 2nd Half: 13-32 40.6% Game: 39.3%
 3-Pt. FG% 1st Half: 2-9 22.2% 2nd Half: 3-8 37.5% Game: 29.4%
 F Throw % 1st Half: 6-9 66.7% 2nd Half: 2-5 40.0% Game: 57.1%

Holy Cross	tot-fg		3-pt		ft	rebounds			pf	tp	a	to	blk	s	min	
	fg	fga	fg	fga		fta	of	de								tot
21 Vander Baan, f	1	8	0	3	0	0	4	5	9	4	2	1	0	0	0	28
33 Cunningham f	2	4	2	4	0	0	0	2	2	0	6	0	0	0	0	16
00 Clifford c	4	12	0	2	5	6	5	1	6	4	13	1	4	2	0	31
01 Thomas g	2	9	1	4	5	5	1	3	4	2	10	4	3	0	2	32
10 Simmons g	5	12	1	6	5	9	2	6	8	4	16	2	1	2	7	30
02 Cruz	0	0	0	0	0	0	1	0	1	1	0	0	0	0	0	3
03 Dixon	1	3	1	3	0	0	0	1	1	1	1	3	0	0	0	6
20 Doherty	4	8	0	3	2	3	0	5	5	2	10	5	1	0	2	32
43 McCarthy	0	0	0	0	0	0	0	1	1	0	0	0	1	0	0	5
53 Meister	3	4	0	0	0	0	1	1	2	0	6	1	0	0	1	17
TEAM							3	1	4							
Totals	22	60	5	25	17	23	17	26	43	18	66	14	13	5	12	200

TOTAL FG% 1st Half: 13-25 52.0% 2nd Half: 9-35 25.7% Game: 36.7%
 3-Pt. FG% 1st Half: 4-14 28.6% 2nd Half: 1-11 9.1% Game: 20.0%
 F Throw % 1st Half: 4-6 66.7% 2nd Half: 13-17 76.5% Game: 73.9%

Officials: Don McEvoy, Kevin Hart, Joe Pescitelli
 Technical fouls: William & Mary-None. Holy Cross-None.
 Attendance: 2103

Score by Periods	1st	2nd	Total
William & Mary	26	31	57
Holy Cross	34	32	66

**GAME 2
W&M 77, WAGNER 53
NOVEMBER 20, 2006**

Wagner	tot-fg		3-pt		ft	rebounds			pf	tp	a	to	blk	s	min	
	fg	fga	fg	fga		fta	of	de								tot
15 Ulrich f	1	2	0	1	1	3	0	5	5	5	3	0	1	0	0	19
20 Smith f	1	5	1	2	1	2	2	3	5	3	4	2	3	0	1	27
34 Radford f	3	6	0	0	1	5	5	0	5	2	7	0	1	0	1	15
23 Porter g	3	9	2	7	2	6	1	5	6	2	10	6	9	1	1	34
33 Drummond g	3	5	0	1	0	0	2	4	6	0	6	1	3	0	0	23
04 Vitale	3	7	2	6	1	1	0	3	3	2	9	1	0	0	0	28
05 Mundweiler	3	13	3	11	2	2	0	1	1	2	11	0	2	0	0	29
11 Duty	0	1	0	1	0	0	0	1	1	0	0	0	0	0	0	7
31 Callahan	0	1	0	0	0	0	0	0	0	0	0	0	0	0	0	1
51 Nielsen	0	2	0	2	3	4	0	0	0	1	3	0	0	0	0	12
55 Orock	0	1	0	0	0	0	0	1	1	0	0	0	0	0	0	5
TEAM							1	4	5							
Totals	17	52	8	31	11	23	11	27	38	17	53	10	19	1	3	200

TOTAL FG% 1st Half: 7-22 31.8% 2nd Half: 10-30 33.3% Game: 32.7%
 3-Pt. FG% 1st Half: 3-14 21.4% 2nd Half: 5-17 29.4% Game: 25.8%
 F Throw % 1st Half: 3-10 30.0% 2nd Half: 8-13 61.5% Game: 47.8%

W&M	tot-fg		3-pt		ft	rebounds			pf	tp	a	to	blk	s	min	
	fg	fga	fg	fga		fta	of	de								tot
13 Kisielius f	8	12	2	4	0	1	0	2	2	4	18	1	3	0	3	28
15 Stein f	1	1	0	0	0	0	0	0	0	4	2	1	1	0	0	7
02 Schneider g	2	3	1	2	3	4	0	2	2	3	8	6	1	0	1	25
11 Mann g	0	6	0	3	0	0	0	3	3	0	0	1	0	1	1	23
24 Payton g	4	6	1	3	0	0	1	7	8	1	9	2	1	0	2	21
00 Hess	1	3	0	0	0	0	0	3	3	2	2	0	1	1	0	8
03 Trumbower	1	2	0	1	0	0	0	1	1	2	2	1	1	0	0	16
04 Smith	1	4	0	0	0	1	1	4	5	3	2	0	0	1	0	12
12 Barnett	0	0	0	0	0	1	0	1	1	1	0	0	0	1	0	2
20 Carrabine	1	1	0	0	2	3	0	1	1	0	4	0	0	0	0	12
22 Sumner	5	10	2	5	0	0	3	0	3	0	12	1	0	0	1	16
23 Darnell	3	5	1	1	0	0	3	2	5	1	7	3	1	0	0	15
25 Stratton	1	1	0	0	0	0	1	0	1	0	2	0	0	0	0	2
45 Cofield	4	10	0	0	1	2	0	5	5	4	9	0	4	0	0	13
TEAM							1	1	2							
Totals	32	64	7	19	6	12	10	32	42	25	77	16	13	4	8	200

GAME 5
W&M 59, JACKSONVILLE STATE 56
DECEMBER 1, 2006

	tot-fg		3-pt		ft	rebounds				pf	tp	a	to	blk	s	min
	fg	fga	fg	fga		fta	of	de	tot							
21 Bradley f	4	9	0	1	1	2	0	3	3	5	9	1	6	0	4	28
30 Brown f	7	13	0	0	1	4	2	5	7	5	15	1	5	2	0	27
13 Ginn g	3	6	2	4	0	0	0	0	0	3	8	3	5	0	4	36
14 Smith g	2	6	0	3	0	0	0	0	0	2	4	0	0	0	2	11
30 Adams g	7	17	0	6	0	0	2	7	9	3	14	1	0	0	2	30
01 Thomas	0	3	0	3	0	0	0	0	0	0	1	0	0	0	0	4
05 Bray	0	1	0	1	0	0	0	0	0	0	0	4	3	0	0	18
15 Crow	1	3	0	0	1	2	3	1	4	2	3	0	0	1	0	14
22 Mbdjoni	0	1	0	0	0	0	0	3	3	1	0	0	0	1	0	8
23 Shellwood	1	3	1	1	0	0	1	0	1	4	3	1	0	0	2	24
TEAM						1	2	3								
Totals	25	62	3	19	3	8	9	21	30	25	56	12	19	4	14	200

TOTAL FG% 1st Half: 9-28 32.1% 2nd Half: 16-34 47.1% Game: 40.3%
 3-Pt. FG% 1st Half: 1-9 11.1% 2nd Half: 2-10 20.0% Game: 15.8%
 F Throw % 1st Half: 1-4 25.0% 2nd Half: 2-4 50.0% Game: 37.5%

	tot-fg		3-pt		ft	rebounds				pf	tp	a	to	blk	s	min
	fg	fga	fg	fga		fta	of	de	tot							
04 Smith f	1	3	0	0	0	0	2	1	3	0	2	0	2	0	0	17
23 Darnell f	0	3	0	0	0	2	0	5	5	2	0	1	3	0	0	16
11 Mann g	4	8	0	3	0	0	0	5	5	2	8	2	4	0	1	28
13 Kisielius g	5	6	1	2	9	12	3	3	6	0	20	1	6	0	1	31
20 Carrabine g	1	5	0	3	0	0	0	2	2	0	2	1	0	0	0	14
00 Hess	0	1	0	0	0	1	0	1	1	1	0	0	0	0	0	6
03 Trumbower	0	2	0	1	2	2	1	4	5	2	2	1	1	0	1	20
15 Stein	1	1	0	0	0	2	2	4	6	1	2	4	3	0	0	20
22 Sumner	0	4	0	0	0	6	2	0	2	0	0	0	0	1	1	10
24 Payton	6	10	1	2	5	6	2	3	5	1	18	0	4	0	2	26
45 Cofield	2	6	0	0	1	2	1	1	2	2	5	1	5	1	3	12
Team						4	1	5								
Totals	20	49	2	11	17	33	17	30	47	11	59	11	28	2	9	200

TOTAL FG% 1st Half: 11-25 44.0% 2nd Half: 9-24 37.5% Game: 40.8%
 3-Pt. FG% 1st Half: 2-7 28.6% 2nd Half: 0-4 0.0% Game: 18.2%
 F Throw % 1st Half: 3-7 42.9% 2nd Half: 14-26 53.8% Game: 51.5%

Officials: Alvin Scott, Scott Smith, Shawn Carpenter
 Technical fouls: Jacksonville State-None. William and Mary-None.
 Attendance: 2684

Score by Periods	1st	2nd	Total
Jacksonville State	20	36	56
William and Mary	27	32	59

GAME 7
TOWSON 73, W&M 60
DECEMBER 5, 2006

	tot-fg		3-pt		ft	rebounds				pf	tp	a	to	blk	s	min
	fg	fga	fg	fga		fta	of	de	tot							
22 Abraham f	5	10	0	2	4	5	2	6	8	2	14	0	2	0	1	37
25 Tubbs f	3	5	0	0	1	2	3	4	7	2	7	2	2	0	0	28
33 Pease f	2	3	0	1	0	0	0	2	2	2	4	0	1	0	1	16
01 Williams g	2	3	0	1	0	0	0	2	2	2	4	3	2	0	0	21
14 Neal g	8	16	4	11	6	7	0	5	5	2	26	7	3	0	0	34
03 Crossin	0	3	0	3	4	4	0	3	3	0	4	2	2	0	1	23
04 Coleman	4	6	1	2	1	2	0	2	2	0	10	2	1	0	3	15
12 Breaux	1	1	0	0	0	0	0	1	1	2	2	0	0	1	1	14
20 Spruiell	1	2	0	0	0	0	0	3	3	2	2	1	0	0	0	12
TEAM						1	3	4								
Totals	26	49	5	20	16	20	6	31	37	14	73	17	13	1	7	200

TOTAL FG% 1st Half: 15-27 55.6% 2nd Half: 11-22 50.0% Game: 53.1%
 3-Pt. FG% 1st Half: 4-10 40.0% 2nd Half: 1-10 10.0% Game: 25.0%
 F Throw % 1st Half: 8-11 72.7% 2nd Half: 8-9 88.9% Game: 80.0%

	tot-fg		3-pt		ft	rebounds				pf	tp	a	to	blk	s	min
	fg	fga	fg	fga		fta	of	de	tot							
04 Smith f	0	1	0	0	0	0	0	2	2	0	0	0	0	0	0	10
13 Kisielius f	0	6	0	3	0	0	0	0	0	0	4	1	0	0	0	29
03 Trumbower g	0	2	0	1	2	2	1	3	4	2	2	3	1	0	0	20
11 Mann g	1	8	0	6	4	4	0	0	0	1	6	2	0	0	2	24
20 Carrabine g	3	6	3	6	1	2	0	2	2	2	10	0	0	0	0	16
00 Hess	0	0	0	0	0	0	0	1	1	1	1	0	0	0	0	6
02 Schneider	5	9	4	8	4	5	0	2	2	3	18	2	1	0	1	28
15 Stein	3	4	0	0	0	1	1	3	4	3	6	4	2	0	0	28
22 Sumner	0	2	0	1	0	0	0	1	1	0	0	1	0	0	0	3
23 Darnell	0	0	0	0	2	2	1	2	3	2	2	2	0	0	0	4
24 Payton	7	16	1	4	1	2	0	4	4	5	16	0	1	0	1	28
45 Cofield	0	0	0	0	0	0	1	0	1	0	0	0	0	0	0	4
Team						1	1	2								
Totals	19	54	8	29	14	18	5	21	26	19	60	16	8	0	4	200

TOTAL FG% 1st Half: 8-25 32.0% 2nd Half: 11-29 37.9% Game: 35.2%
 3-Pt. FG% 1st Half: 3-11 27.3% 2nd Half: 5-18 27.8% Game: 27.6%
 F Throw % 1st Half: 6-9 66.7% 2nd Half: 8-9 88.9% Game: 77.8%

Officials: Steve Gordon, Sean Casady, Raymond Styons
 Technical fouls: Towson-None. William and Mary-None.
 Attendance: 2073

Score by Periods	1st	2nd	Total
Towson	42	31	73
William and Mary	25	35	60

GAME 6
W&M 73, CORNELL 68
DECEMBER 2, 2006

	tot-fg		3-pt		ft	rebounds				pf	tp	a	to	blk	s	min
	fg	fga	fg	fga		fta	of	de	tot							
20 Wittman f	6	14	4	9	0	3	3	1	4	2	16	3	3	0	1	44
42 Naeve f	4	8	0	0	3	5	2	6	8	5	11	2	4	4	0	29
03 Dow g	1	4	0	2	0	0	0	1	1	0	2	5	3	0	3	32
05 Battle g	7	10	1	2	6	6	1	3	4	2	21	2	0	0	0	41
12 Dale g	4	10	1	3	0	0	1	2	3	5	9	4	2	0	0	24
01 Inekwezau	0	0	0	0	0	0	1	1	3	0	0	0	0	0	0	3
11 App	1	3	1	2	0	0	0	0	0	0	3	0	0	0	0	17
22 Mullen	1	1	0	0	0	0	0	0	0	1	2	0	0	0	1	7
33 Tyler	0	0	0	0	0	0	0	1	1	2	0	0	0	0	0	5
34 Kreefer	2	3	0	1	0	0	1	2	3	3	4	1	1	0	0	22
40 Reynolds	0	0	0	0	0	0	0	0	0	1	0	0	1	0	0	1
TEAM						2	4	6								
Totals	26	53	7	19	9	11	7	22	29	24	68	17	16	4	5	225

TOTAL FG% 1st Half: 12-26 46.2% 2nd Half: 11-19 57.9% Game: 49.1%
 3-Pt. FG% 1st Half: 4-10 40.0% 2nd Half: 3-7 42.9% Game: 36.8%
 F Throw % 1st Half: 2-3 66.7% 2nd Half: 7-8 87.5% Game: 81.8%

	tot-fg		3-pt		ft	rebounds				pf	tp	a	to	blk	s	min
	fg	fga	fg	fga		fta	of	de	tot							
15 Stein f	1	1	0	0	0	3	3	1	4	2	2	2	1	0	0	30
22 Sumner f	1	4	0	2	0	0	0	0	0	2	2	0	1	0	0	10
45 Cofield f	1	6	0	0	0	0	1	3	4	2	2	0	1	0	1	11
03 Trumbower g	2	4	1	3	2	2	0	2	2	3	7	5	1	0	0	27
24 Payton g	1	5	0	1	8	10	1	1	2	0	10	1	3	0	3	34
00 Hess	0	0	0	0	0	0	0	0	0	0	0	0	0	0	0	3
04 Smith	3	6	0	0	0	2	1	1	2	1	6	0	2	0	1	16
11 Mann	5	13	4	10	1	2	0	4	4	2	15	1	0	0	0	29
13 Kisielius	7	12	3													



**GAME 9
W&M 70, UMBC 58
DECEMBER 22, 2006**

	tot-fg		3-pt		ft	rebounds				pf	tp	a	to	blk	s	min
	fg	fga	fg	fga		fta	of	de	tot							
30 Fry f	0	1	0	0	0	0	0	1	1	2	0	0	0	0	0	20
44 Housman f	3	5	0	0	3	4	2	4	6	3	9	2	1	0	0	35
02 Greene g	1	5	0	4	0	0	0	0	0	1	2	0	1	0	1	25
12 Pugh g	3	7	1	4	6	2	3	5	1	13	4	3	0	1	1	40
23 Young 6	9	0	1	2	2	0	3	3	2	14	0	4	0	0	37	
05 Seaborn	0	1	0	0	2	3	0	0	0	1	2	0	0	0	0	2
21 Spadafora	1	3	0	1	0	0	0	0	0	1	2	0	0	0	0	15
24 Hodges	7	14	2	4	0	0	1	3	4	4	16	0	1	0	3	26
40 Eshietdoho	0	0	0	0	0	0	0	0	0	0	0	1	0	0	0	0+
TEAM						2	3	5			1					
Totals	21	45	3	14	13	15	7	17	24	15	58	6	12	0	5	200

TOTAL FG% 1st Half: 7-18 38.9% 2nd Half: 14-27 51.9% Game: 46.7%
 3-Pt. FG% 1st Half: 2-5 40.0% 2nd Half: 1-9 11.1% Game: 21.4%
 F Throw % 1st Half: 9-11 81.8% 2nd Half: 4-4 100% Game: 86.7%

	tot-fg		3-pt		ft	rebounds				pf	tp	a	to	blk	s	min
	fg	fga	fg	fga		fta	of	de	tot							
13 Kisielius f	5	7	2	3	7	8	2	1	3	1	19	2	2	2	1	34
15 Stein f	2	5	0	0	0	0	0	2	2	3	4	0	0	0	1	19
02 Schneider g	3	8	3	6	2	2	0	1	1	1	11	2	1	0	0	34
11 Mann g	1	4	0	2	3	3	0	0	0	1	5	2	2	0	0	26
24 Payton g	1	2	1	1	4	4	0	4	4	1	7	4	1	0	0	32
00 Hess	1	1	0	0	2	2	0	0	0	2	4	1	0	0	0	6
03 Trumbower	2	2	0	0	2	2	0	0	0	0	6	0	1	0	0	9
04 Smith	4	8	0	0	1	1	1	4	5	2	9	0	2	0	0	15
20 Carrabine	2	5	1	3	0	0	1	0	4	4	1	5	0	0	1	13
23 Darnell	0	0	0	0	0	0	0	0	0	1	0	0	0	0	0	12
TEAM						2	2	4								
Totals	21	42	7	15	21	22	5	18	23	13	70	11	9	2	3	200

TOTAL FG% 1st Half: 14-21 66.7% 2nd Half: 7-21 33.3% Game: 50.0%
 3-Pt. FG% 1st Half: 7-12 58.3% 2nd Half: 0-3 0.0% Game: 46.7%
 F Throw % 1st Half: 7-7 100% 2nd Half: 14-15 93.3% Game: 95.5%

Officials: Sean Casady, Kyle Neve, Matt Oblas
 Technical fouls: UMBC-None. William and Mary-None.
 Attendance: 1421

Score by Periods	1st	2nd	Total
UMBC	25	33	58
William and Mary	42	28	70

**GAME 11
W&M 61, RICHMOND 53
DECEMBER 31, 2006**

	tot-fg		3-pt		ft	rebounds				pf	tp	a	to	blk	s	min
	fg	fga	fg	fga		fta	of	de	tot							
21 Gonzalez f	2	8	0	5	2	2	0	0	0	4	6	1	2	0	1	24
35 Hovde f	1	3	0	1	0	0	1	2	3	2	2	0	1	0	0	23
54 Crank c	5	6	0	0	1	2	0	3	3	0	11	0	0	0	1	21
05 Morris g	5	13	3	9	0	0	2	0	2	4	13	5	2	1	1	38
13 Thomas g	3	6	0	2	2	3	3	4	7	4	8	1	0	0	1	35
03 McGonigal	0	1	0	0	0	0	0	0	0	2	0	0	0	0	0	4
04 Giddings	0	2	0	2	0	0	1	1	2	3	0	0	0	0	0	7
40 Geriot	3	7	1	2	0	2	1	4	5	3	7	0	3	0	0	21
44 Butler	2	11	2	9	0	0	2	1	3	0	6	2	1	0	0	27
TEAM						1		1								
Totals	21	57	6	30	5	9	11	15	26	22	53	9	9	1	6	200

TOTAL FG% 1st Half: 6-19 31.6% 2nd Half: 15-38 39.5% Game: 36.8%
 3-Pt. FG% 1st Half: 0-9 0.0% 2nd Half: 6-21 28.6% Game: 20.0%
 F Throw % 1st Half: 1-2 50.0% 2nd Half: 4-7 57.1% Game: 55.6%

	tot-fg		3-pt		ft	rebounds				pf	tp	a	to	blk	s	min
	fg	fga	fg	fga		fta	of	de	tot							
13 Kisielius f	4	6	1	3	2	4	3	5	8	1	11	3	2	2	0	30
15 Stein f	1	2	0	1	2	3	4	4	8	2	4	1	1	0	0	20
02 Schneider g	3	7	3	7	0	1	0	3	3	2	9	0	4	0	2	32
11 Mann g	1	8	0	2	1	2	1	7	8	1	3	4	1	0	0	32
24 Payton g	4	7	1	2	4	6	1	3	4	1	13	2	3	0	1	33
03 Trumbower	0	0	0	0	0	0	0	0	0	1	0	1	1	0	0	8
04 Smith	4	5	0	0	4	5	2	2	4	3	12	0	2	0	1	20
20 Carrabine	2	4	2	4	1	2	1	1	2	1	7	0	1	0	0	15
23 Darnell	1	3	0	1	0	2	1	2	3	2	2	1	1	0	0	10
TEAM																
Totals	20	42	7	20	14	25	13	27	40	14	61	12	16	2	4	200

TOTAL FG% 1st Half: 9-20 45.0% 2nd Half: 11-22 50.0% Game: 47.6%
 3-Pt. FG% 1st Half: 4-12 33.3% 2nd Half: 3-8 37.5% Game: 35.0%
 F Throw % 1st Half: 5-11 45.5% 2nd Half: 9-14 64.3% Game: 56.0%

Officials: Les Jones, Bernard Clinton, Duke Edsall
 Technical fouls: Richmond-None. William and Mary-None.
 Attendance: 1922

Score by Periods	1st	2nd	Total
Richmond	13	40	53
William and Mary	27	34	61

**GAME 10
W&M 72, HAMPTON 67
DECEMBER 28, 2006**

	tot-fg		3-pt		ft	rebounds				pf	tp	a	to	blk	s	min
	fg	fga	fg	fga		fta	of	de	tot							
01 Pilgrim f	5	10	1	4	1	2	5	4	9	5	12	0	8	0	1	24
21 Freeman f	3	7	0	1	4	8	2	2	4	2	10	0	2	0	0	38
50 Clark f	0	2	0	2	2	3	1	1	2	2	2	0	2	0	0	16
02 Simpson g	2	5	2	3	0	0	0	0	0	1	6	0	0	0	0	21
03 West g	8	16	2	6	10	12	0	3	3	3	28	1	4	0	5	34
12 Smalling	0	0	0	0	0	0	2	1	3	4	0	1	0	0	1	11
14 Mattox	0	0	0	0	0	1	1	1	2	1	0	0	1	0	2	15
15 Woodard	2	2	0	0	2	4	1	1	2	2	6	0	1	0	0	22
32 Ntoko	1	4	1	4	0	0	0	0	0	1	3	1	0	0	0	7
33 Pehoua	0	1	0	0	0	0	2	0	2	1	0	1	0	0	1	9
34 Sumner	0	0	0	0	0	0	0	0	0	0	0	0	0	0	0	0+
40 Robinson	0	0	0	0	0	2	1	0	1	2	0	0	1	0	1	3
TEAM						1		1			1					
Totals	21	47	6	20	19	31	16	13	29	24	67	4	21	0	11	200

TOTAL FG% 1st Half: 9-19 47.4% 2nd Half: 12-28 42.9% Game: 44.7%
 3-Pt. FG% 1st Half: 3-9 33.3% 2nd Half: 3-11 27.3% Game: 30.0%
 F Throw % 1st Half: 6-9 66.7% 2nd Half: 13-22 59.1% Game: 61.3%

	tot-fg		3-pt		ft	rebounds				pf	tp	a	to	blk	s	min
	fg	fga	fg	fga		fta	of	de	tot							
13 Kisielius f	4	5	2	2	8	12	0	1	1	3	18	3	3	0	1	31
15 Stein f	2	3	0	0	3	3	2	1	3	4	7	1	3	0	0	20
02 Schneider g	1	5	1	5	3	6	0	3	3	4	6	3	3	0	0	29
11 Mann g	4	8	2	5	2	2	2	1	3	2	12	1	3	0	0	30
24 Payton g	4	7	2	2	2	2	1	1	2	2	12	2	4	0	1	33
00 Hess	0	0	0	0	2	2	1	1	2	1	2	0	2	0	0	7
03 Trumbower	0	1	0	1	1	2	1	1	2	2	1	1	4	0	0	11
04 Smith	4	7	0	1	0	0	1	2	3	3	8	1	1	2	0	21
20 Carrabine	2	4	2	4	0	0	1	0	1	0	6	1	1	0	0	15
23 Darnell	0	1	0	0	0	0	0	0	0	0	0	0	0	0	0	3
TEAM						2		3	5							
Totals	21	41	9	20	21	29	11	14	25	21	72	13	24	2	3	200

TOTAL FG% 1st Half: 9-21 42.9% 2nd Half: 12-20 60.0% Game: 51.2%
 3-Pt. FG% 1st Half: 6-12 50.0% 2nd Half: 3-8 37.5% Game: 45.0%
 F Throw % 1st Half: 6-11 54.5% 2nd Half: 15-18 83.3% Game: 72.4%

Officials: Manny Upton, Alan Spainhour, Harold E. Harris Jr.
 Technical fouls: Hampton-None. William and Mary-None.
 Attendance: 2107

Score by Periods	1st	2nd	Total
Hampton	27	40	67
William and Mary	30	42	72

2006-07 William and Mary Basketball
William and Mary Season Schedule/Results & Leaders (as of Dec 31, 2006)
All games

RECORD:	OVERALL	HOME	AWAY	NEUTRAL
ALL GAMES.....	(7-4)	(7-1)	(0-3)	(0-0)
CONFERENCE.....	(0-1)	(0-1)	(0-0)	(0-0)
NON-CONFERENCE.....	(7-3)	(7-0)	(0-3)	(0-0)

DATE	TIME	OPPONENT	SCORE	ATTEND	HIGH POINTS	HIGH REBOUNDS
11/11/06	1:00 PM	at Kansas State	60-70 L	11390	(18)Schneider, David	(9)Schneider, David
11/20/06	7:00 PM	WAGNER	W 77-53	3197	(18)Kisielius, Laimis	(8)Payton, Adam
11/25/06	2:00 PM	at Holy Cross	57-66 L	2103	(15)Payton, Adam	(6)Mann, Nathan
11/28/06	7:00 pm	at Navy	63-79 L	1285	(12)Trumbower, Adam (12)Payton, Adam	(6)Cofield, Corey (6)Trumbower, Adam
12/01/06	8:30 PM	JACKSONVILLE STATE	W 59-56	2684	(20)Kisielius, Laimis	(6)Kisielius, Laimis
12/02/06	8:30 PM	CORNELL	WOT 73-68	2118	(21)Kisielius, Laimis	(6)Stein, Peter
12/05/06	8:07 PM	* TOWSON	60-73 L	2073	(18)Schneider, David	(6)Kisielius, Laimis (4)Trumbower, Adam
12/08/06	7:00 PM	NORTH FLORIDA	W 61-44	2135	(13)Mann, Nathan	(4)Stein, Peter (4)Payton, Adam
12/22/06	7:00 PM	UMBC	W 70-58	1421	(19)Kisielius, Laimis	(9)Mann, Nathan
12/28/06	7:00 PM	HAMPTON	W 72-67	2107	(18)Kisielius, Laimis	(5)Smith, Alex (3)Smith, Alex
12/31/06	2:00 PM	RICHMOND	W 61-53	1922	(13)Payton, Adam	(3)Schneider, David (3)Mann, Nathan
						(8)Mann, Nathan (8)Stein, Peter (8)Kisielius, Laimis

* = Conference game

ATTENDANCE SUMMARY	GAMES	TOTALS	AVG/GAME
HOME.....	8	17657	2207
AWAY.....	3	14778	4926
NEUTRAL.....	0	0	0
TOTAL.....	11	32435	2949

2006-07 William and Mary Basketball
William and Mary Combined Team Statistics (as of Dec 31, 2006)
All games

RECORD:	OVERALL	HOME	AWAY	NEUTRAL
ALL GAMES.....	(7-4)	(7-1)	(0-3)	(0-0)
CONFERENCE.....	(0-1)	(0-1)	(0-0)	(0-0)
NON-CONFERENCE.....	(7-3)	(7-0)	(0-3)	(0-0)

## Player	GP-GS	Min--Avg	---TOTAL---			---3-PTS---		FT-FTA	Pct	---REBOUNDS---				PF	FO	A	TO	Blk	Stl	Pts	Avg
			FG-FGA	Pct	3FG-FGA	Pct	Off			Def	Tot	Avg									
13 Kisielius, Laimis..	11-10	339	30.8	46-79	.582	16-32	.500	38-52	.731	15	22	37	3.4	17	0	24	30	7	10	146	13.3
24 Payton, Adam.....	11-9	326	29.6	43-101	.426	9-26	.346	32-39	.821	13	30	43	3.9	19	1	17	26	1	16	127	11.5
02 Schneider, David...	8-7	246	30.8	22-58	.379	17-45	.378	23-33	.697	2	22	24	3.0	22	0	26	18	0	13	84	10.5
11 Mann, Nathan.....	11-10	294	26.7	28-87	.322	11-53	.208	15-18	.833	5	36	41	3.7	21	1	24	14	1	6	82	7.5
04 Smith, Alex.....	11-2	163	14.8	24-48	.500	0-2	.000	8-16	.500	12	22	34	3.1	22	1	2	12	4	4	56	5.1
20 Kyle Carrabine.....	11-2	131	11.9	18-38	.474	13-31	.419	4-7	.571	3	11	14	1.3	5	0	2	4	0	1	53	4.8
15 Stein, Peter.....	11-8	218	19.8	19-28	.679	0-2	.000	10-22	.455	16	23	39	3.5	28	0	15	20	3	3	48	4.4
45 Cofield, Corey.....	8-2	94	11.8	13-36	.361	0-0	.000	2-6	.333	6	15	21	2.6	9	0	4	15	1	4	28	3.5
03 Trumbower, Adam.....	11-2	157	14.3	8-20	.400	1-10	.100	17-19	.895	6	19	25	2.3	18	0	19	13	0	4	34	3.1
22 Sumner, Danny.....	8-1	79	9.9	9-34	.265	2-13	.154	0-7	.000	8	3	11	1.4	1	0	3	5	1	3	20	2.5
00 Hess, Steven.....	9-0	64	7.1	5-11	.455	0-0	.000	6-13	.462	3	8	11	1.2	11	0	1	4	2	0	16	1.8
23 Darnell, Chris.....	11-2	108	9.8	6-18	.333	2-3	.667	3-7	.429	5	17	22	2.0	13	0	10	13	3	2	17	1.5
25 Stratton, Chris....	2-0	3	1.5	1-1	1.000	0-0	.000	0-0	.000	1	0	1	0.5	0	0	0	0	0	0	2	1.0
12 Barnett, Marcus....	2-0	3	1.5	0-0	.000	0-0	.000	0-1	.000	0	1	1	0.5	1	0	0	0	1	0	0	0.0
Team.....										21	25	46	4.2	0		0					

Total.....	11	2225	242-559	.433	71-217	.327	158-240	.658	116	254	370	33.6	187	3	147	174	24	66	713	64.8
Opponents.....	11	2225	248-603	.411	63-238	.265	128-198	.646	132	244	376	34.2	212	7	132	163	29	82	687	62.5

TEAM STATISTICS	W&M	OPP	DATE	OPPONENT	W/L	SCORE	ATTEND
SCORING.....	713	687	11/11/06	at Kansas State	L	60-70	11390
Points per game.....	64.8	62.5	11/20/06	WAGNER	W	77-53	3197
Scoring margin.....	+2.4	-	11/25/06	at HoLy Cross	L	57-66	2103
FIELD GOALS-ATT.....	242-559	248-603	11/28/06	at Navy	L	63-79	1285
Field goal pct.....	.433	.411	12/01/06	JACKSONVILLE STATE	W	59-56	2684
3 POINT FG-ATT.....	71-217	63-238	12/02/06	CORNELL	W OT	73-68	2118
3-point FG pct.....	.327	.265	*12/05/06	TOWSON	L	60-73	2073
3-pt FG made per game..	6.5	5.7	12/08/06	NORTH FLORIDA	W	61-44	2135
FREE THROWS-ATT.....	158-240	128-198	12/22/06	UMBC	W	70-58	1421
Free throw pct.....	.658	.646	12/28/06	HAMPTON	W	72-67	2107
REBOUNDS.....	370	376	12/31/06	RICHMOND	W	61-53	1922
Rebounds per game.....	33.6	34.2	* = Conference game				
Rebounding margin.....	-0.5	-					
ASSISTS.....	147	132					
Assists per game.....	13.4	12.0					
TURNOVERS.....	174	163					
Turnovers per game....	15.8	14.8					
Turnover margin.....	-1.0	-					
Assist/turnover ratio..	0.8	0.8					
STEALS.....	66	82					
Steals per game.....	6.0	7.5					
BLOCKS.....	24	29					
Blocks per game.....	2.2	2.6					
WINNING STREAK.....	4	-					
Home win streak.....	4	-					
ATTENDANCE.....	17657	14778					
Home games-Avg/Game....	8-2207	3-4926					
Neutral site-Avg/Game..	-	0-0					

SCORE BY PERIODS:	1st	2nd	OT	Total
William and Mary.....	309	393	11	713
Opponents.....	301	380	6	687

2006-07 WILLIAM and MARY BASKETBALL
 WILLIAM and MARY Team Game-by-Game Comparison (as of Dec 31, 2006)
 ALL games

Opponent	1st	2nd	Score	Mar	Total FG	FG Pct	3-Pointers	3FG Pct	Free Throws	FT Pct	Rebounds	Assist	TOver	Block	Steal	Fouls
Kansas State.....	27/34	33/36	60-70	(10)	21-53/24-80	.396/.300	8-21/6-29	.381/.207	10-18/16-27	.556/.593	37/59 (22)	16/16	19/9	1/8	6/8	24/18
WAGNER.....	31/20	46/33	77-53	+24	32-64/17-52	.500/.327	7-19/8-31	.368/.258	6-12/11-23	.500/.478	42/38 +4	16/10	13/19	4/1	8/3	25/17
Holy Cross.....	26/34	31/32	57-66	(9)	22-56/22-60	.393/.367	5-17/5-25	.294/.200	8-14/17-23	.571/.739	32/43 (11)	11/14	15/13	2/5	4/12	20/18
Navy.....	28/38	35/41	63-79	(16)	22-55/27-44	.400/.614	4-21/9-14	.190/.643	15-20/16-23	.750/.696	30/28 +2	11/20	18/17	2/1	6/11	13/19
JACKSONVILLE STATE.....	27/20	32/36	59-56	+3	20-49/25-62	.408/.403	2-11/3-19	.182/.158	17-33/3-8	.515/.375	47/30 +17	11/12	28/19	2/4	9/14	11/25
CORNELL.....	25/30	37/32	73-68	+5	24-56/26-53	.429/.491	9-24/7-19	.375/.368	16-24/9-11	.667/.818	33/29 +4	16/17	13/16	3/4	7/5	15/24
TOWSON.....	25/42	35/31	60-73	(13)	19-54/26-49	.352/.531	8-29/5-20	.276/.250	14-18/16-20	.778/.800	26/37 (11)	16/17	8/13	0/1	4/7	19/14
NORTH FLORIDA.....	21/18	40/26	61-44	+17	20-47/18-54	.426/.333	5-20/5-17	.250/.294	16-25/3-8	.640/.375	35/33 +2	14/7	11/15	4/4	12/0	12/16
UMBC.....	42/25	28/33	70-58	+12	21-42/21-45	.500/.467	7-15/3-14	.467/.214	21-22/13-15	.955/.867	23/24 (1)	11/6	9/12	2/0	3/5	13/15
HAMPTON.....	30/27	42/40	72-67	+5	21-41/21-47	.512/.447	9-20/6-20	.450/.300	21-29/19-31	.724/.613	25/29 (4)	13/4	24/21	2/0	3/11	21/24
RICHMOND.....	27/13	34/40	61-53	+8	20-42/21-57	.476/.368	7-20/6-30	.350/.200	14-25/5-9	.560/.556	40/26 +14	12/9	16/9	2/1	4/6	14/22

Note: Game totals are displayed in the format TEAM/OPPONENT for each category

2006-07 William and Mary Basketball
William and Mary Season Schedule/Results & Leaders (as of Dec 22, 2006)
Conference games

RECORD:	OVERALL	HOME	AWAY	NEUTRAL
ALL GAMES.....	(0-1)	(0-1)	(0-0)	(0-0)
CONFERENCE.....	(0-1)	(0-1)	(0-0)	(0-0)
NON-CONFERENCE.....	(0-0)	(0-0)	(0-0)	(0-0)

DATE	TIME	OPPONENT	SCORE	ATTEND	HIGH POINTS	HIGH REBOUNDS
12/05/06	8:07 PM	* TOWSON	60-73 L	2073	(18)Schneider, David	(4)Trumbower, Adam (4)Stein, Peter (4)Payton, Adam

* = Conference game

ATTENDANCE SUMMARY	GAMES	TOTALS	AVG/GAME
HOME.....	1	2073	2073
AWAY.....	0	0	0
NEUTRAL.....	0	0	0
TOTAL.....	1	2073	2073

2006-07 William and Mary Basketball
William and Mary Combined Team Statistics (as of Dec 22, 2006)
Conference games

RECORD:	OVERALL	HOME	AWAY	NEUTRAL
ALL GAMES.....	(0-1)	(0-1)	(0-0)	(0-0)
CONFERENCE.....	(0-1)	(0-1)	(0-0)	(0-0)
NON-CONFERENCE.....	(0-0)	(0-0)	(0-0)	(0-0)

## Player	GP-GS	Min--Avg	---TOTAL---		---3-PTS---		---FT-FTA		---REBOUNDS---				PF	FO	A	TO	Blk	Stl	Pts	Avg
			FG-FGA	Pct	3FG-FGA	Pct	Pct	Off	Def	Tot	Avg									
02 Schneider, David...	1-0	28 28.0	5-9	.556	4-8	.500	4-5	.800	0	2	2	2.0	3	0	2	1	0	1	18	18.0
24 Payton, Adam.....	1-0	28 28.0	7-16	.438	1-4	.250	1-2	.500	0	4	4	4.0	5	1	0	1	0	1	16	16.0
20 Carrabine, Kyle....	1-1	16 16.0	3-6	.500	3-6	.500	1-2	.500	0	2	2	2.0	2	0	0	0	0	0	10	10.0
15 Stein, Peter.....	1-0	28 28.0	3-4	.750	0-0	.000	0-1	.000	1	3	4	4.0	3	0	4	2	0	0	6	6.0
11 Mann, Nathan.....	1-1	24 24.0	1-8	.125	0-6	.000	4-4	1.000	0	0	0	0.0	1	0	2	0	0	2	6	6.0
03 Trumbower, Adam....	1-1	20 20.0	0-2	.000	0-1	.000	2-2	1.000	1	3	4	4.0	2	0	3	1	0	0	2	2.0
23 Darnell, Chris.....	1-0	4 4.0	0-0	.000	0-0	.000	2-2	1.000	1	2	3	3.0	2	0	0	2	0	0	2	2.0
45 Cofield, Corey.....	1-0	4 4.0	0-0	.000	0-0	.000	0-0	.000	1	0	1	1.0	0	0	0	0	0	0	0	0.0
22 Sumner, Danny.....	1-0	3 3.0	0-2	.000	0-1	.000	0-0	.000	0	1	1	1.0	0	0	1	0	0	0	0	0.0
13 Kisielius, Laimis..	1-1	29 29.0	0-6	.000	0-3	.000	0-0	.000	0	0	0	0.0	0	0	4	1	0	0	0	0.0
04 Smith, Alex.....	1-1	10 10.0	0-1	.000	0-0	.000	0-0	.000	0	2	2	2.0	0	0	0	0	0	0	0	0.0
00 Hess, Steven.....	1-0	6 6.0	0-0	.000	0-0	.000	0-0	.000	0	1	1	1.0	1	0	0	0	0	0	0	0.0
Team.....									1	1	2	2.0	0		0					

Total.....	1	200	19-54	.352	8-29	.276	14-18	.778	5	21	26	26.0	19	1	16	8	0	4	60	60.0
Opponents.....	1	200	26-49	.531	5-20	.250	16-20	.800	6	31	37	37.0	14	0	17	13	1	7	73	73.0

TEAM STATISTICS	W&M	OPP	DATE	OPPONENT	W/L	SCORE	ATTEND
SCORING.....	60	73	*12/05/06	TOWSON	L	60-73	2073
Points per game.....	60.0	73.0	* = Conference game				
Scoring margin.....	-13.0	-					
FIELD GOALS-ATT.....	19-54	26-49					
Field goal pct.....	.352	.531					
3 POINT FG-ATT.....	8-29	5-20					
3-point FG pct.....	.276	.250					
3-pt FG made per game..	8.0	5.0					
FREE THROWS-ATT.....	14-18	16-20					
Free throw pct.....	.778	.800					
REBOUNDS.....	26	37					
Rebounds per game.....	26.0	37.0					
Rebounding margin.....	-11.0	-					
ASSISTS.....	16	17					
Assists per game.....	16.0	17.0					
TURNOVERS.....	8	13					
Turnovers per game....	8.0	13.0					
Turnover margin.....	+5.0	-					
Assist/turnover ratio..	2.0	1.3					
STEALS.....	4	7					
Steals per game.....	4.0	7.0					
BLOCKS.....	0	1					
Blocks per game.....	0.0	1.0					
WINNING STREAK.....	0	-					
Home win streak.....	0	-					
ATTENDANCE.....	2073	0					
Home games-Avg/Game....	1-2073	0-0					
Neutral site-Avg/Game..	-	0-0					

SCORE BY PERIODS:	1st	2nd	Total
William and Mary.....	25	35	- 60
Opponents.....	42	31	- 73

2006-07 William and Mary Basketball
William and Mary Team Game-by-Game (as of Dec 31, 2006)
All games

TEAM STATISTICS

Opponent	Date	Score	W/L	---TOTAL---		--3-PTRS--		FT-FTA		Pct		----REBOUNDS----				PF		A		TO		Blk		Stl		Pts---Avg	
				FG-FGA	Pct	3FG-FGA	Pct	Off	Def	Tot	Avg	PF	A	TO	Blk	Stl	Pts	Avg									
at Kansas State	11/11/06	60-70	L	21-53	.396	8-21	.381	10-18	.556	10	27	37	37.0	24	16	19	1	6	60	60.0							
WAGNER	11/20/06	77-53	W	32-64	.500	7-19	.368	6-12	.500	10	32	42	39.5	25	16	13	4	8	77	68.5							
at Holy Cross	11/25/06	57-66	L	22-56	.393	5-17	.294	8-14	.571	10	22	32	37.0	20	11	15	2	4	57	64.7							
at Navy	11/28/06	63-79	L	22-55	.400	4-21	.190	15-20	.750	12	18	30	35.2	13	11	18	2	6	63	64.2							
JACKSONVILLE STATE	12/01/06	59-56	W	20-49	.408	2-11	.182	17-33	.515	17	30	47	37.6	11	11	28	2	9	59	63.2							
CORNELL	12/02/06	73-68	Wot	24-56	.429	9-24	.375	16-24	.667	14	19	33	36.8	15	16	13	3	7	73	64.8							
TOWSON	12/05/06	60-73	L	19-54	.352	8-29	.276	14-18	.778	5	21	26	35.3	19	16	8	0	4	60	64.1							
NORTH FLORIDA	12/08/06	61-44	W	20-47	.426	5-20	.250	16-25	.640	9	26	35	35.2	12	14	11	4	12	61	63.8							
UMBC	12/22/06	70-58	W	21-42	.500	7-15	.467	21-22	.955	5	18	23	33.9	13	11	9	2	3	70	64.4							
HAMPTON	12/28/06	72-67	W	21-41	.512	9-20	.450	21-29	.724	11	14	25	33.0	21	13	24	2	3	72	65.2							
RICHMOND	12/31/06	61-53	W	20-42	.476	7-20	.350	14-25	.560	13	27	40	33.6	14	12	16	2	4	61	64.8							
William and Mary		713		242-559	.433	71-217	.327	158-240	.658	116	254	370	33.6	187	147	174	24	66	713	64.8							
Opponents		687		248-603	.411	63-238	.265	128-198	.646	132	244	376	34.2	212	132	163	29	82	687	62.5							

Games played: 11
Points/game: 64.8
FG Pct: 43.3
3FG Pct: 32.7
FT Pct: 65.8

Rebounds/game: 33.6
Assists/game: 13.4
Turnovers/game: 15.8
Assist/turnover ratio: 0.8
Steals/game: 6.0
Blocks/game: 2.2

2006-07 William and Mary Basketball
William and Mary Game-by-Game Points-Rebounds-Assists (as of Dec 31, 2006)
All games

Opponent	Date	Score	WL	00	02	03	04	11	12	13	15	20
				HESS,STEV	SCHNEIDER	TRUMBOWER	SMITH,ALE	MANN,NATH	BARNETT,M	KISIELIUS	STEIN,PET	CARRABINE
at Kansas State	11/11/06	60-70	L	3- 3- 0	18- 9- 7	0- 1- 0	2- 3- 0	5- 1- 1	DNP	16- 2- 2	4- 6- 2	0- 0- 0
WAGNER	11/20/06	77-53	W	2- 3- 0	8- 2- 6	2- 1- 1	2- 5- 0	0- 3- 1	0- 1- 0	18- 2- 1	2- 0- 1	4- 1- 0
at Holy Cross	11/25/06	57-66	L	DNP	4- 1- 1	0- 1- 1	3- 2- 0	12- 6- 4	DNP	10- 3- 1	3- 0- 0	0- 0- 0
at Navy	11/28/06	63-79	L	2- 0- 0	DNP	12- 6- 4	9- 4- 1	3- 2- 3	DNP	8- 4- 0	4- 2- 0	9- 0- 0
JACKSONVILLE STATE	12/01/06	59-56	W	0- 1- 0	DNP	2- 5- 1	2- 3- 0	8- 5- 2	DNP	20- 6- 1	2- 6- 4	2- 2- 1
CORNELL	12/02/06	73-68	WO	0- 0- 0	DNP	7- 2- 5	6- 2- 0	15- 4- 1	DNP	21- 6- 4	2- 4- 2	5- 1- 0
TOWSON	12/05/06	60-73	L	0- 1- 0	18- 2- 2	2- 4- 3	0- 2- 0	6- 0- 2	DNP	0- 0- 4	6- 4- 4	10- 2- 0
NORTH FLORIDA	12/08/06	61-44	W	3- 1- 0	10- 3- 5	2- 3- 2	3- 1- 0	13- 9- 3	0- 0- 0	5- 2- 3	10- 4- 0	5- 1- 0
UMBC	12/22/06	70-58	W	4- 0- 1	11- 1- 2	6- 0- 0	9- 5- 0	5- 0- 2	DNP	19- 3- 2	4- 2- 0	5- 4- 0
HAMPTON	12/28/06	72-67	W	2- 2- 0	6- 3- 3	1- 2- 1	8- 3- 1	12- 3- 1	DNP	18- 1- 3	7- 3- 1	6- 1- 1
RICHMOND	12/31/06	61-53	W	DNP	9- 3- 0	0- 0- 1	12- 4- 0	3- 8- 4	DNP	11- 8- 3	4- 8- 1	7- 2- 0

Opponent	Date	Score	WL	22	23	24	25	45
				SUMNER,DA	DARNELL,C	PAYTON,AD	STRATTON, COFIELD,C	
at Kansas State	11/11/06	60-70	L	0- 0- 0	3- 3- 1	5- 3- 2	DNP	4- 0- 1
WAGNER	11/20/06	77-53	W	12- 3- 1	7- 5- 3	9- 8- 2	2- 1- 0	9- 5- 0
at Holy Cross	11/25/06	57-66	L	2- 4- 0	0- 0- 0	15- 5- 3	DNP	8- 6- 1
at Navy	11/28/06	63-79	L	4- 1- 1	0- 2- 1	12- 3- 1	DNP	0- 3- 0
JACKSONVILLE STATE	12/01/06	59-56	W	0- 2- 0	0- 5- 1	18- 5- 0	DNP	5- 2- 1
CORNELL	12/02/06	73-68	WO	2- 0- 0	3- 1- 3	10- 2- 1	DNP	2- 4- 0
TOWSON	12/05/06	60-73	L	0- 1- 1	2- 3- 0	16- 4- 0	DNP	0- 1- 0
NORTH FLORIDA	12/08/06	61-44	W	0- 0- 0	0- 0- 0	10- 3- 0	0- 0- 0	0- 0- 1
UMBC	12/22/06	70-58	W	DNP	0- 0- 0	7- 4- 4	DNP	DNP
HAMPTON	12/28/06	72-67	W	DNP	0- 0- 0	12- 2- 2	DNP	DNP
RICHMOND	12/31/06	61-53	W	DNP	2- 3- 1	13- 4- 2	DNP	DNP

2006-07 William and Mary Basketball
 William and Mary Season Box - Average per 40 Minutes (as of Dec 31, 2006)
 All games

# Player	Win	FGM	FGA	Pct	3FGM	3FGA	Pct	FTM	FTA	Pct	OReb	Dreb	TReb	PF	A	T0	A/T0	Blk	Stl	Pts
12 Barrett, Marcus.....	40	0.0	0.0	.000	0.0	0.0	.000	0.0	13.3	.000	0.0	13.3	13.3	0.0	0.0	0.0	0.00	13.3	0.0	0.0
20 Kyle Carrabine.....	40	5.5	11.6	.474	4.0	9.5	.419	1.2	2.1	.571	0.9	3.4	4.3	1.5	0.6	1.2	0.50	0.0	0.3	16.2
45 Coffield, Corey.....	40	5.5	15.3	.361	0.0	0.0	.000	0.9	2.6	.333	2.6	6.4	8.9	3.8	1.7	6.4	0.27	0.4	1.7	11.9
23 Darrell, Chris.....	40	2.2	6.7	.333	0.7	1.1	.667	1.1	2.6	.429	1.9	6.3	8.1	4.8	3.7	4.8	0.77	1.1	0.7	6.3
00 Hess, Steven.....	40	3.1	6.9	.455	0.0	0.0	.000	3.8	8.1	.462	1.9	5.0	6.9	6.9	0.6	2.5	0.25	1.2	0.0	10.0
13 Kistelius, Laimis...	40	5.4	9.3	.582	1.9	3.8	.500	4.5	6.1	.731	1.8	2.6	4.4	2.0	2.8	3.5	0.80	0.8	1.2	17.2
11 Mann, Nathan.....	40	3.8	11.8	.322	1.5	7.2	.208	2.0	2.4	.833	0.7	4.9	5.6	2.9	3.3	1.9	1.71	0.1	0.8	11.2
24 Payton, Adam.....	40	5.3	12.4	.426	1.1	3.2	.346	3.9	4.8	.821	1.6	3.7	5.3	2.3	2.1	3.2	0.65	0.1	2.0	15.6
02 Schneider, David....	40	3.6	9.4	.379	2.8	7.3	.378	3.7	5.4	.697	0.3	3.6	3.9	3.6	4.2	2.9	1.44	0.0	2.1	13.7
04 Smith, Alex.....	40	5.9	11.8	.500	0.0	0.5	.000	2.0	3.9	.500	2.9	5.4	8.3	5.4	0.5	2.9	0.17	1.0	1.0	13.7
15 Stein, Peter.....	40	3.5	5.1	.679	0.0	0.4	.000	1.8	4.0	.455	2.9	4.2	7.2	5.1	2.8	3.7	0.75	0.6	0.6	8.8
25 Stratton, Chris.....	40	13.3	13.3	1.000	0.0	0.0	.000	0.0	0.0	.000	13.3	0.0	13.3	0.0	0.0	0.0	0.00	0.0	0.0	26.7
22 Summer, Danny.....	40	4.6	17.2	.265	1.0	6.6	.154	0.0	3.5	.000	4.1	1.5	5.6	0.5	1.5	2.5	0.60	0.5	1.5	10.1
03 Trumbower, Adam.....	40	2.0	5.1	.400	0.3	2.5	.100	4.3	4.8	.895	1.5	4.8	6.4	4.6	4.8	3.3	1.46	0.0	1.0	8.7
Total.....	40	21.8	50.2	.433	6.4	19.5	.327	14.2	21.6	.658	10.4	22.8	33.3	16.8	13.2	15.6	0.84	2.2	5.9	64.1
Opponents.....	40	22.3	54.2	.411	5.7	21.4	.265	11.5	17.8	.646	11.9	21.9	33.8	19.1	11.9	14.7	0.81	2.6	7.4	61.8

Note: All statistics are pro-rated based on an average per 40-minute game.

2006-07 William and Mary Basketball
William and Mary Combined Team Statistics (as of Dec 31, 2006)
Games won

RECORD:	OVERALL	HOME	AWAY	NEUTRAL
ALL GAMES.....	(7-0)	(7-0)	(0-0)	(0-0)
CONFERENCE.....	(0-0)	(0-0)	(0-0)	(0-0)
NON-CONFERENCE.....	(7-0)	(7-0)	(0-0)	(0-0)

## Player	GP-GS	Min--Avg		---TOTAL---		---3-PTS---		FT-FTA		---REBOUNDS---				PF	FO	A	TO	Blk	Stl	Pts	Avg
		FG-FGA	Pct	3FG-FGA	Pct	Off	Def	Tot	Avg												
13 Kisielius, Laimis..	7-6	219	31.3	35-53	.660	11-22	.500	31-43	.721	13	15	28	4.0	12	0	17	18	6	8	112	16.0
24 Payton, Adam.....	7-6	205	29.3	24-47	.511	7-14	.500	24-29	.828	7	21	28	4.0	7	0	11	19	0	12	79	11.3
02 Schneider, David...	5-5	151	30.2	11-28	.393	10-24	.417	12-17	.706	1	11	12	2.4	11	0	16	11	0	5	44	8.8
11 Mann, Nathan.....	7-6	197	28.1	19-58	.328	7-31	.226	11-13	.846	4	28	32	4.6	10	0	14	11	1	3	56	8.0
04 Smith, Alex.....	7-1	110	15.7	18-35	.514	0-1	.000	6-11	.545	9	14	23	3.3	13	0	1	9	3	2	42	6.0
20 Carrabine, Kyle....	7-1	92	13.1	12-25	.480	7-18	.389	3-5	.600	3	9	12	1.7	3	0	2	3	0	1	34	4.9
15 Stein, Peter.....	7-6	139	19.9	11-17	.647	0-2	.000	9-19	.474	11	16	27	3.9	19	0	9	11	3	3	31	4.4
45 Cofield, Corey....	4-1	40	10.0	7-23	.304	0-0	.000	2-4	.500	2	9	11	2.8	8	0	2	10	1	4	16	4.0
22 Sumner, Danny.....	4-1	37	9.3	6-19	.316	2-8	.250	0-6	.000	5	0	5	1.3	0	0	1	1	1	2	14	3.5
03 Trumbower, Adam....	7-1	106	15.1	6-14	.429	1-7	.143	7-8	.875	3	10	13	1.9	12	0	11	10	0	4	20	2.9
00 Hess, Steven.....	6-0	41	6.8	3-7	.429	0-0	.000	5-9	.556	2	5	7	1.2	6	0	1	3	1	0	11	1.8
23 Darnell, Chris.....	7-1	82	11.7	5-14	.357	1-2	.500	1-5	.200	4	10	14	2.0	9	0	8	8	2	2	12	1.7
25 Stratton, Chris....	2-0	3	1.5	1-1	1.000	0-0	.000	0-0	.000	1	0	1	0.5	0	0	0	0	0	0	2	1.0
12 Barnett, Marcus....	2-0	3	1.5	0-0	.000	0-0	.000	0-1	.000	0	1	1	0.5	1	0	0	0	1	0	0	0.0
Team.....										14	17	31	4.4	0		0					
Total.....	7	1425		158-341	.463	46-129	.357	111-170	.653	79	166	245	35.0	111	0	93	114	19	46	473	67.6
Opponents.....	7	1425		149-370	.403	38-150	.253	63-105	.600	73	136	209	29.9	143	7	65	111	14	44	399	57.0

TEAM STATISTICS	W&M	OPP	DATE	OPPONENT	W/L	SCORE	ATTEND
SCORING.....	473	399	11/20/06	WAGNER	W	77-53	3197
Points per game.....	67.6	57.0	12/01/06	JACKSONVILLE STATE	W	59-56	2684
Scoring margin.....	+10.6	-	12/02/06	CORNELL	W OT	73-68	2118
FIELD GOALS-ATT.....	158-341	149-370	12/08/06	NORTH FLORIDA	W	61-44	2135
Field goal pct.....	.463	.403	12/22/06	UMBC	W	70-58	1421
3 POINT FG-ATT.....	46-129	38-150	12/28/06	HAMPTON	W	72-67	2107
3-point FG pct.....	.357	.253	12/31/06	RICHMOND	W	61-53	1922
3-pt FG made per game..	6.6	5.4	* = Conference game				
FREE THROWS-ATT.....	111-170	63-105					
Free throw pct.....	.653	.600					
REBOUNDS.....	245	209					
Rebounds per game.....	35.0	29.9					
Rebounding margin.....	+5.1	-					
ASSISTS.....	93	65					
Assists per game.....	13.3	9.3					
TURNOVERS.....	114	111					
Turnovers per game.....	16.3	15.9					
Turnover margin.....	-0.4	-					
Assist/turnover ratio..	0.8	0.6					
STEALS.....	46	44					
Steals per game.....	6.6	6.3					
BLOCKS.....	19	14					
Blocks per game.....	2.7	2.0					
WINNING STREAK.....	7	-					
Home win streak.....	7	-					
ATTENDANCE.....	15584	0					
Home games-Avg/Game....	7-2226	0-0					
Neutral site-Avg/Game..	-	0-0					

SCORE BY PERIODS:	1st	2nd	OT	Total
William and Mary.....	203	259	11	473
Opponents.....	153	240	6	399

2006-07 William and Mary Basketball
William and Mary Combined Team Statistics (as of Dec 22, 2006)
Games lost

RECORD:	OVERALL	HOME	AWAY	NEUTRAL
ALL GAMES.....	(0-4)	(0-1)	(0-3)	(0-0)
CONFERENCE.....	(0-1)	(0-1)	(0-0)	(0-0)
NON-CONFERENCE.....	(0-3)	(0-0)	(0-3)	(0-0)

## Player	GP-GS	Min--Avg	---TOTAL---			---3-PTS---			---REBOUNDS---				PF	FO	A	TO	Blk	Stl	Pts	Avg
			FG-FGA	Pct	3FG-FGA	Pct	FT-FTA	Pct	Off	Def	Tot	Avg								
02 Schneider, David...	3-2	95 31.7	11-30	.367	7-21	.333	11-16	.688	1	11	12	4.0	11	0	10	7	0	8	40	13.3
24 Payton, Adam.....	4-3	121 30.3	19-54	.352	2-12	.167	8-10	.800	6	9	15	3.8	12	1	6	7	1	4	48	12.0
13 Kisielius, Laimis..	4-4	120 30.0	11-26	.423	5-10	.500	7-9	.778	2	7	9	2.3	5	0	7	12	1	2	34	8.5
11 Mann, Nathan.....	4-4	97 24.3	9-29	.310	4-22	.182	4-5	.800	1	8	9	2.3	11	1	10	3	0	3	26	6.5
20 Kyle Carrabine.....	4-1	39 9.8	6-13	.462	6-13	.462	1-2	.500	0	2	2	0.5	2	0	0	1	0	0	19	4.8
15 Stein, Peter.....	4-2	79 19.8	8-11	.727	0-0	.000	1-3	.333	5	7	12	3.0	9	0	6	9	0	0	17	4.3
03 Trumbower, Adam...	4-1	51 12.8	2-6	.333	0-3	.000	10-11	.909	3	9	12	3.0	6	0	8	3	0	0	14	3.5
04 Smith, Alex.....	4-1	53 13.3	6-13	.462	0-1	.000	2-5	.400	3	8	11	2.8	9	1	1	3	1	2	14	3.5
45 Cofield, Corey.....	4-1	54 13.5	6-13	.462	0-0	.000	0-2	.000	4	6	10	2.5	1	0	2	5	0	0	12	3.0
00 Hess, Steven.....	3-0	23 7.7	2-4	.500	0-0	.000	1-4	.250	1	3	4	1.3	5	0	0	1	1	0	5	1.7
22 Sumner, Danny.....	4-0	42 10.5	3-15	.200	0-5	.000	0-1	.000	3	3	6	1.5	1	0	2	4	0	1	6	1.5
23 Darnell, Chris.....	4-1	26 6.5	1-4	.250	1-1	1.000	2-2	1.000	1	7	8	2.0	4	0	2	5	1	0	5	1.3
Team.....									7	8	15	3.8	0			0				

Total.....	4	800	84-218	.385	25-88	.284	47-70	.671	37	88	125	31.3	76	3	54	60	5	20	240	60.0
Opponents.....	4	800	99-233	.425	25-88	.284	65-93	.699	59	108	167	41.8	69	0	67	52	15	38	288	72.0

TEAM STATISTICS	W&M	OPP	DATE	OPPONENT	W/L	SCORE	ATTEND
SCORING.....	240	288	11/11/06	at Kansas State	L	60-70	11390
Points per game.....	60.0	72.0	11/25/06	at Holy Cross	L	57-66	2103
Scoring margin.....	-12.0	-	11/28/06	at Navy	L	63-79	1285
FIELD GOALS-ATT.....	84-218	99-233	*12/05/06	TOWSON	L	60-73	2073
Field goal pct.....	.385	.425	* = Conference game				
3 POINT FG-ATT.....	25-88	25-88					
3-point FG pct.....	.284	.284					
3-pt FG made per game..	6.3	6.3					
FREE THROWS-ATT.....	47-70	65-93					
Free throw pct.....	.671	.699					
REBOUNDS.....	125	167					
Rebounds per game.....	31.3	41.8					
Rebounding margin.....	-10.5	-					
ASSISTS.....	54	67					
Assists per game.....	13.5	16.8					
TURNOVERS.....	60	52					
Turnovers per game.....	15.0	13.0					
Turnover margin.....	-2.0	-					
Assist/turnover ratio..	0.9	1.3					
STEALS.....	20	38					
Steals per game.....	5.0	9.5					
BLOCKS.....	5	15					
Blocks per game.....	1.3	3.8					
WINNING STREAK.....	0	-					
Home win streak.....	0	-					
ATTENDANCE.....	2073	14778					
Home games-Avg/Game....	1-2073	3-4926					
Neutral site-Avg/Game..	-	0-0					

SCORE BY PERIODS:	1st	2nd	Total
William and Mary.....	106	134	- 240
Opponents.....	148	140	- 288

2006-07 William and Mary Basketball
William and Mary Combined Team Statistics (as of Dec 31, 2006)
Home games

RECORD:	OVERALL	HOME	AWAY	NEUTRAL
ALL GAMES.....	(7-1)	(7-1)	(0-0)	(0-0)
CONFERENCE.....	(0-1)	(0-1)	(0-0)	(0-0)
NON-CONFERENCE.....	(7-0)	(7-0)	(0-0)	(0-0)

## Player	GP-GS	Min--Avg	---TOTAL---			---3-PTS---			---REBOUNDS---				PF	FO	A	TO	Blk	Stl	Pts	Avg
			FG-FGA	Pct	3FG-FGA	Pct	FT-FTA	Pct	Off	Def	Tot	Avg								
13 Kisielius, Laimis..	8-7	248 31.0	35-59	.593	11-25	.440	31-43	.721	13	15	28	3.5	12	0	21	19	6	8	112	14.0
24 Payton, Adam.....	8-6	233 29.1	31-63	.492	8-18	.444	25-31	.806	7	25	32	4.0	12	1	11	20	0	13	95	11.9
02 Schneider, David...	6-5	179 29.8	16-37	.432	14-32	.438	16-22	.727	1	13	14	2.3	14	0	18	12	0	6	62	10.3
11 Mann, Nathan.....	8-7	221 27.6	20-66	.303	7-37	.189	15-17	.882	4	28	32	4.0	11	0	16	11	1	5	62	7.8
20 Carrabine, Kyle....	8-2	108 13.5	15-31	.484	10-24	.417	4-7	.571	3	11	14	1.8	5	0	2	3	0	1	44	5.5
04 Smith, Alex.....	8-2	120 15.0	18-36	.500	0-1	.000	6-11	.545	9	16	25	3.1	13	0	1	9	3	2	42	5.3
15 Stein, Peter.....	8-6	167 20.9	14-21	.667	0-2	.000	9-20	.450	12	19	31	3.9	22	0	13	13	3	3	37	4.6
45 Cofield, Corey.....	5-1	44 8.8	7-23	.304	0-0	.000	2-4	.500	3	9	12	2.4	8	0	2	10	1	4	16	3.2
22 Sumner, Danny.....	5-1	40 8.0	6-21	.286	2-9	.222	0-6	.000	5	1	6	1.2	0	0	2	1	1	2	14	2.8
03 Trumbower, Adam....	8-2	126 15.8	6-16	.375	1-8	.125	9-10	.900	4	13	17	2.1	14	0	14	11	0	4	22	2.8
23 Darnell, Chris.....	8-1	86 10.8	5-14	.357	1-2	.500	3-7	.429	5	12	17	2.1	11	0	8	10	2	2	14	1.8
00 Hess, Steven.....	7-0	47 6.7	3-7	.429	0-0	.000	5-9	.556	2	6	8	1.1	7	0	1	3	1	0	11	1.6
25 Stratton, Chris....	2-0	3 1.5	1-1	1.000	0-0	.000	0-0	.000	1	0	1	0.5	0	0	0	0	0	0	2	1.0
12 Barnett, Marcus....	2-0	3 1.5	0-0	.000	0-0	.000	0-1	.000	0	1	1	0.5	1	0	0	0	1	0	0	0.0
Team.....									15	18	33	4.1	0		0					
Total.....	8	1625	177-395	.448	54-158	.342	125-188	.665	84	187	271	33.9	130	1	109	122	19	50	533	66.6
Opponents.....	8	1625	175-419	.418	43-170	.253	79-125	.632	79	167	246	30.8	157	7	82	124	15	51	472	59.0

TEAM STATISTICS	W&M	OPP	DATE	OPPONENT	W/L	SCORE	ATTEND
SCORING.....	533	472	11/20/06	WAGNER	W	77-53	3197
Points per game.....	66.6	59.0	12/01/06	JACKSONVILLE STATE	W	59-56	2684
Scoring margin.....	+7.6	-	12/02/06	CORNELL	W OT	73-68	2118
FIELD GOALS-ATT.....	177-395	175-419	*12/05/06	TOWSON	L	60-73	2073
Field goal pct.....	.448	.418	12/08/06	NORTH FLORIDA	W	61-44	2135
3 POINT FG-ATT.....	54-158	43-170	12/22/06	UMBC	W	70-58	1421
3-point FG pct.....	.342	.253	12/28/06	HAMPTON	W	72-67	2107
3-pt FG made per game..	6.8	5.4	12/31/06	RICHMOND	W	61-53	1922
FREE THROWS-ATT.....	125-188	79-125	* = Conference game				
Free throw pct.....	.665	.632					
REBOUNDS.....	271	246					
Rebounds per game.....	33.9	30.8					
Rebounding margin.....	+3.1	-					
ASSISTS.....	109	82					
Assists per game.....	13.6	10.3					
TURNOVERS.....	122	124					
Turnovers per game.....	15.3	15.5					
Turnover margin.....	+0.3	-					
Assist/turnover ratio..	0.9	0.7					
STEALS.....	50	51					
Steals per game.....	6.3	6.4					
BLOCKS.....	19	15					
Blocks per game.....	2.4	1.9					
WINNING STREAK.....	4	-					
Home win streak.....	4	-					
ATTENDANCE.....	17657	0					
Home games-Avg/Game....	8-2207	0-0					
Neutral site-Avg/Game..	-	0-0					

SCORE BY PERIODS:	1st	2nd	OT	Total
William and Mary.....	228	294	11	533
Opponents.....	195	271	6	472

2006-07 William and Mary Basketball
William and Mary Combined Team Statistics (as of Dec 22, 2006)
Away games

RECORD:	OVERALL	HOME	AWAY	NEUTRAL
ALL GAMES.....	(0-3)	(0-0)	(0-3)	(0-0)
CONFERENCE.....	(0-0)	(0-0)	(0-0)	(0-0)
NON-CONFERENCE.....	(0-3)	(0-0)	(0-3)	(0-0)

## Player	GP-GS	Min--Avg	---TOTAL---			---3-PTS---			---REBOUNDS---				PF	FO	A	TO	Blk	Stl	Pts	Avg
			FG-FGA	Pct	3FG-FGA	Pct	FT-FTA	Pct	Off	Def	Tot	Avg								
13 Kisielius, Laimis..	3-3	91 30.3	11-20	.550	5-7	.714	7-9	.778	2	7	9	3.0	5	0	3	11	1	2	34	11.3
02 Schneider, David...	2-2	67 33.5	6-21	.286	3-13	.231	7-11	.636	1	9	10	5.0	8	0	8	6	0	7	22	11.0
24 Payton, Adam.....	3-3	93 31.0	12-38	.316	1-8	.125	7-8	.875	6	5	11	3.7	7	0	6	6	1	3	32	10.7
11 Mann, Nathan.....	3-3	73 24.3	8-21	.381	4-16	.250	0-1	.000	1	8	9	3.0	10	1	8	3	0	1	20	6.7
04 Smith, Alex.....	3-0	43 14.3	6-12	.500	0-1	.000	2-5	.400	3	6	9	3.0	9	1	3	1	2	14	4.7	
03 Trumbower, Adam....	3-0	31 10.3	2-4	.500	0-2	.000	8-9	.889	2	6	8	2.7	4	0	5	2	0	0	12	4.0
45 Cofield, Corey.....	3-1	50 16.7	6-13	.462	0-0	.000	0-2	.000	3	6	9	3.0	1	0	2	5	0	0	12	4.0
15 Stein, Peter.....	3-2	51 17.0	5-7	.714	0-0	.000	1-2	.500	4	4	8	2.7	6	0	2	7	0	0	11	3.7
20 Kyle Carrabine.....	3-0	23 7.7	3-7	.429	3-7	.429	0-0	.000	0	0	0	0.0	0	0	0	1	0	0	9	3.0
00 Hess, Steven.....	2-0	17 8.5	2-4	.500	0-0	.000	1-4	.250	1	2	3	1.5	4	0	0	1	1	0	5	2.5
22 Sumner, Danny.....	3-0	39 13.0	3-13	.231	0-4	.000	0-1	.000	3	2	5	1.7	1	0	1	4	0	1	6	2.0
23 Darnell, Chris.....	3-1	22 7.3	1-4	.250	1-1	1.000	0-0	.000	0	5	5	1.7	2	0	2	3	1	0	3	1.0
Team.....									6	7	13	4.3	0		0					

Total.....	3	600	65-164	.396	17-59	.288	33-52	.635	32	67	99	33.0	57	2	38	52	5	16	180	60.0
Opponents.....	3	600	73-184	.397	20-68	.294	49-73	.671	53	77	130	43.3	55	0	50	39	14	31	215	71.7

TEAM STATISTICS	W&M	OPP	DATE	OPPONENT	W/L	SCORE	ATTEND
SCORING.....	180	215	11/11/06	at Kansas State	L	60-70	11390
Points per game.....	60.0	71.7	11/25/06	at Holy Cross	L	57-66	2103
Scoring margin.....	-11.7	-	11/28/06	at Navy	L	63-79	1285
FIELD GOALS-ATT.....	65-164	73-184	* = Conference game				
Field goal pct.....	.396	.397					
3 POINT FG-ATT.....	17-59	20-68					
3-point FG pct.....	.288	.294					
3-pt FG made per game..	5.7	6.7					
FREE THROWS-ATT.....	33-52	49-73					
Free throw pct.....	.635	.671					
REBOUNDS.....	99	130					
Rebounds per game.....	33.0	43.3					
Rebounding margin.....	-10.3	-					
ASSISTS.....	38	50					
Assists per game.....	12.7	16.7					
TURNOVERS.....	52	39					
Turnovers per game.....	17.3	13.0					
Turnover margin.....	-4.3	-					
Assist/turnover ratio..	0.7	1.3					
STEALS.....	16	31					
Steals per game.....	5.3	10.3					
BLOCKS.....	5	14					
Blocks per game.....	1.7	4.7					
WINNING STREAK.....	0	-					
Home win streak.....	0	-					
ATTENDANCE.....	0	14778					
Home games-Avg/Game....	0-0	3-4926					
Neutral site-Avg/Game..	-	0-0					

SCORE BY PERIODS:	1st	2nd	Total
William and Mary.....	81	99	- 180
Opponents.....	106	109	- 215

2006-07 William and Mary Basketball
William and Mary Combined Team Statistics (as of Dec 31, 2006)
Last Three Games

RECORD:	OVERALL	HOME	AWAY	NEUTRAL
ALL GAMES.....	(3-0)	(3-0)	(0-0)	(0-0)
CONFERENCE.....	(0-0)	(0-0)	(0-0)	(0-0)
NON-CONFERENCE.....	(3-0)	(3-0)	(0-0)	(0-0)

## Player	GP-GS	Min--Avg	---TOTAL---			---3-PTS---			---REBOUNDS---				PF	FO	A	TO	Blk	Stl	Pts	Avg
			FG-FGA	Pct	3FG-FGA	Pct	FT-FTA	Pct	Off	Def	Tot	Avg								
13 Kisielius, Laimis..	3-3	95 31.7	13-18	.722	5-8	.625	17-24	.708	5	7	12	4.0	5	0	8	7	4	2	48	16.0
24 Payton, Adam.....	3-3	98 32.7	9-16	.563	4-5	.800	10-12	.833	2	8	10	3.3	4	0	8	8	0	2	32	10.7
04 Smith, Alex.....	3-0	56 18.7	12-20	.600	0-1	.000	5-6	.833	4	8	12	4.0	8	0	1	5	2	1	29	9.7
02 Schneider, David...	3-3	95 31.7	7-20	.350	7-18	.389	5-9	.556	0	7	7	2.3	7	0	5	8	0	2	26	8.7
11 Mann, Nathan.....	3-3	88 29.3	6-20	.300	2-9	.222	6-7	.857	3	8	11	3.7	4	0	7	6	0	1	20	6.7
20 Carrabine, Kyle....	3-0	43 14.3	6-13	.462	5-11	.455	1-2	.500	2	5	7	2.3	2	0	1	2	0	1	18	6.0
15 Stein, Peter.....	3-3	59 19.7	5-10	.500	0-1	.000	5-6	.833	6	7	13	4.3	9	0	2	4	0	1	15	5.0
00 Hess, Steven.....	2-0	13 6.5	1-1	1.000	0-0	.000	4-4	1.000	1	1	2	1.0	3	0	1	2	0	0	6	3.0
03 Trumbower, Adam....	3-0	28 9.3	2-3	.667	0-1	.000	3-4	.750	1	1	2	0.7	3	0	2	6	0	0	7	2.3
23 Darnell, Chris....	3-0	25 8.3	1-4	.250	0-1	.000	0-2	.000	1	2	3	1.0	3	0	1	1	0	0	2	0.7
Team.....									4	5	9	3.0	0		0					
Total.....	3	600	62-125	.496	23-55	.418	56-76	.737	29	59	88	29.3	48	0	36	49	6	10	203	67.7
Opponents.....	3	600	63-149	.423	15-64	.234	37-55	.673	34	45	79	26.3	61	1	19	42	1	22	178	59.3

TEAM STATISTICS	W&M	OPP	DATE	OPPONENT	W/L	SCORE	ATTEND
SCORING.....	203	178	12/22/06	UMBC	W	70-58	1421
Points per game.....	67.7	59.3	12/28/06	HAMPTON	W	72-67	2107
Scoring margin.....	+8.3	-	12/31/06	RICHMOND	W	61-53	1922
FIELD GOALS-ATT.....	62-125	63-149	* = Conference game				
Field goal pct.....	.496	.423					
3 POINT FG-ATT.....	23-55	15-64					
3-point FG pct.....	.418	.234					
3-pt FG made per game..	7.7	5.0					
FREE THROWS-ATT.....	56-76	37-55					
Free throw pct.....	.737	.673					
REBOUNDS.....	88	79					
Rebounds per game.....	29.3	26.3					
Rebounding margin.....	+3.0	-					
ASSISTS.....	36	19					
Assists per game.....	12.0	6.3					
TURNOVERS.....	49	42					
Turnovers per game.....	16.3	14.0					
Turnover margin.....	-2.3	-					
Assist/turnover ratio..	0.7	0.5					
STEALS.....	10	22					
Steals per game.....	3.3	7.3					
BLOCKS.....	6	1					
Blocks per game.....	2.0	0.3					
WINNING STREAK.....	3	-					
Home win streak.....	3	-					
ATTENDANCE.....	5450	0					
Home games-Avg/Game....	3-1817	0-0					
Neutral site-Avg/Game..	-	0-0					

SCORE BY PERIODS:	1st	2nd	Total
William and Mary.....	99	104	- 203
Opponents.....	65	113	- 178

2006-07 William and Mary Basketball
William and Mary Combined Team Statistics (as of Dec 31, 2006)
Last Six Games

RECORD:	OVERALL	HOME	AWAY	NEUTRAL
ALL GAMES.....	(5-1)	(5-1)	(0-0)	(0-0)
CONFERENCE.....	(0-1)	(0-1)	(0-0)	(0-0)
NON-CONFERENCE.....	(5-0)	(5-0)	(0-0)	(0-0)

## Player	GP-GS	Min--Avg	---TOTAL---			---3-PTS---			---REBOUNDS---				PF	FO	A	TO	Blk	Stl	Pts	Avg
			FG-FGA	Pct	3FG-FGA	Pct	FT-FTA	Pct	Off	Def	Tot	Avg								
13 Kisielius, Laimis..	6-5	189 31.5	22-41	.537	8-19	.421	22-30	.733	10	10	20	3.3	8	0	19	10	6	4	74	12.3
24 Payton, Adam.....	6-5	186 31.0	21-47	.447	6-13	.462	20-25	.800	4	15	19	3.2	10	1	9	15	0	9	68	11.3
02 Schneider, David...	5-4	154 30.8	14-34	.412	13-30	.433	13-18	.722	1	11	12	2.4	11	0	12	11	0	5	54	10.8
11 Mann, Nathan.....	6-5	170 28.3	16-52	.308	7-31	.226	15-17	.882	4	20	24	4.0	9	0	13	7	0	3	54	9.0
04 Smith, Alex.....	6-1	91 15.2	16-29	.552	0-1	.000	6-10	.600	6	11	17	2.8	10	0	1	7	2	2	38	6.3
20 Carrabine, Kyle....	6-1	82 13.7	13-25	.520	10-21	.476	2-4	.500	3	8	11	1.8	5	0	1	3	0	1	38	6.3
15 Stein, Peter.....	6-5	140 23.3	12-19	.632	0-2	.000	9-18	.500	10	15	25	4.2	17	0	8	9	3	3	33	5.5
03 Trumbower, Adam....	6-2	90 15.0	5-12	.417	1-6	.167	7-8	.875	3	8	11	1.8	10	0	12	9	0	3	18	3.0
00 Hess, Steven.....	5-0	33 6.6	2-3	.667	0-0	.000	5-8	.625	2	2	4	0.8	4	0	1	2	0	0	9	1.8
23 Darnell, Chris.....	6-0	55 9.2	2-6	.333	0-1	.000	3-5	.600	2	5	7	1.2	8	0	4	6	2	2	7	1.2
45 Cofield, Corey.....	3-1	19 6.3	1-7	.143	0-0	.000	0-0	.000	2	3	5	1.7	2	0	1	1	0	1	2	0.7
22 Sumner, Danny.....	3-1	14 4.7	1-7	.143	0-4	.000	0-0	.000	0	1	1	0.3	0	0	1	1	0	0	2	0.7
12 Barnett, Marcus....	1-0	1 1.0	0-0	.000	0-0	.000	0-0	.000	0	0	0	0.0	0	0	0	0	0	0	0	0.0
25 Stratton, Chris....	1-0	1 1.0	0-0	.000	0-0	.000	0-0	.000	0	0	0	0.0	0	0	0	0	0	0	0	0.0
Team.....									10	16	26	4.3	0		0					

Total.....	6	1225	125-282	.443	45-128	.352	102-143	.713	57	125	182	30.3	94	1	82	81	13	33	397	66.2
Opponents.....	6	1225	133-305	.436	32-120	.267	65-94	.691	59	119	178	29.7	115	4	60	86	10	34	363	60.5

TEAM STATISTICS	W&M	OPP	DATE	OPPONENT	W/L	SCORE	ATTEND
SCORING.....	397	363	12/02/06	CORNELL	W	OT 73-68	2118
Points per game.....	66.2	60.5	*12/05/06	TOWSON	L	60-73	2073
Scoring margin.....	+5.7	-	12/08/06	NORTH FLORIDA	W	61-44	2135
FIELD GOALS-ATT.....	125-282	133-305	12/22/06	UMBC	W	70-58	1421
Field goal pct.....	.443	.436	12/28/06	HAMPTON	W	72-67	2107
3 POINT FG-ATT.....	45-128	32-120	12/31/06	RICHMOND	W	61-53	1922
3-point FG pct.....	.352	.267	* = Conference game				
3-pt FG made per game..	7.5	5.3					
FREE THROWS-ATT.....	102-143	65-94					
Free throw pct.....	.713	.691					
REBOUNDS.....	182	178					
Rebounds per game.....	30.3	29.7					
Rebounding margin.....	+0.7	-					
ASSISTS.....	82	60					
Assists per game.....	13.7	10.0					
TURNOVERS.....	81	86					
Turnovers per game.....	13.5	14.3					
Turnover margin.....	+0.8	-					
Assist/turnover ratio..	1.0	0.7					
STEALS.....	33	34					
Steals per game.....	5.5	5.7					
BLOCKS.....	13	10					
Blocks per game.....	2.2	1.7					
WINNING STREAK.....	4	-					
Home win streak.....	4	-					
ATTENDANCE.....	11776	0					
Home games-Avg/Game....	6-1963	0-0					
Neutral site-Avg/Game..	-	0-0					

SCORE BY PERIODS:	1st	2nd	OT	Total
William and Mary.....	170	216	11	397
Opponents.....	155	202	6	363

2006-07 William and Mary Basketball
William and Mary Combined Team Statistics (as of Dec 31, 2006)
Last Nine Games

RECORD:	OVERALL	HOME	AWAY	NEUTRAL
ALL GAMES.....	(6-3)	(6-1)	(0-2)	(0-0)
CONFERENCE.....	(0-1)	(0-1)	(0-0)	(0-0)
NON-CONFERENCE.....	(6-2)	(6-0)	(0-2)	(0-0)

## Player	GP-GS	Min--Avg	---TOTAL---			---3-PTS---			---REBOUNDS---				PF	FO	A	TO	Blk	Stl	Pts	Avg
			FG-FGA	Pct	3FG-FGA	Pct	FT-FTA	Pct	Off	Def	Tot	Avg								
24 Payton, Adam.....	9-7	276 30.7	37-87	.425	8-21	.381	31-38	.816	11	21	32	3.6	17	1	13	22	1	14	113	12.6
13 Kisielius, Laimis..	9-8	276 30.7	33-60	.550	11-25	.440	35-47	.745	14	19	33	3.7	10	0	21	24	7	6	112	12.4
02 Schneider, David...	6-5	183 30.5	15-41	.366	13-34	.382	15-22	.682	1	12	13	2.2	15	0	13	12	0	8	58	9.7
11 Mann, Nathan.....	9-8	251 27.9	26-75	.347	10-45	.222	15-18	.833	4	33	37	4.1	16	0	22	13	0	4	77	8.6
04 Smith, Alex.....	9-2	138 15.3	22-40	.550	0-2	.000	8-15	.533	10	16	26	2.9	17	1	2	12	3	4	52	5.8
20 Carrabine, Kyle....	9-2	116 12.9	17-37	.459	13-31	.419	2-4	.500	3	10	13	1.4	5	0	2	4	0	1	49	5.4
15 Stein, Peter.....	9-6	191 21.2	16-23	.696	0-2	.000	10-22	.455	13	20	33	3.7	20	0	12	17	3	3	42	4.7
03 Trumbower, Adam....	9-2	139 15.4	7-18	.389	1-9	.111	17-19	.895	6	17	23	2.6	16	0	18	11	0	4	32	3.6
45 Cofield, Corey.....	6-2	67 11.2	7-22	.318	0-0	.000	1-2	.500	6	10	16	2.7	5	0	3	10	1	4	15	2.5
00 Hess, Steven.....	7-0	45 6.4	3-5	.600	0-0	.000	5-9	.556	2	3	5	0.7	6	0	1	2	0	0	11	1.6
22 Sumner, Danny.....	6-1	57 9.5	4-23	.174	0-7	.000	0-7	.000	5	3	8	1.3	0	0	2	4	1	2	8	1.3
23 Darnell, Chris.....	9-2	84 9.3	2-11	.182	0-1	.000	3-7	.429	2	12	14	1.6	11	0	6	11	3	2	7	0.8
12 Barnett, Marcus....	1-0	1 1.0	0-0	.000	0-0	.000	0-0	.000	0	0	0	0.0	0	0	0	0	0	0	0	0.0
25 Stratton, Chris....	1-0	1 1.0	0-0	.000	0-0	.000	0-0	.000	0	0	0	0.0	0	0	0	0	0	0	0	0.0
TEAM.....									19	19	38	4.2	0		0					

Total.....	9	1825	189-442	.428	56-177	.316	142-210	.676	96	195	291	32.3	138	2	115	142	19	52	576	64.0
Opponents.....	9	1825	207-471	.439	49-178	.275	101-148	.682	89	190	279	31.0	177	6	106	135	20	71	564	62.7

TEAM STATISTICS	W&M	OPP	DATE	OPPONENT	W/L	SCORE	ATTEND
SCORING.....	576	564	11/25/06	at HoLy Cross	L	57-66	2103
Points per game.....	64.0	62.7	11/28/06	at Navy	L	63-79	1285
Scoring margin.....	+1.3	-	12/01/06	JACKSONVILLE STATE	W	59-56	2684
FIELD GOALS-ATT.....	189-442	207-471	12/02/06	CORNELL	W OT	73-68	2118
Field goal pct.....	.428	.439	*12/05/06	TOWSON	L	60-73	2073
3 POINT FG-ATT.....	56-177	49-178	12/08/06	NORTH FLORIDA	W	61-44	2135
3-point FG pct.....	.316	.275	12/22/06	UMBC	W	70-58	1421
3-pt FG made per game..	6.2	5.4	12/28/06	HAMPTON	W	72-67	2107
FREE THROWS-ATT.....	142-210	101-148	12/31/06	RICHMOND	W	61-53	1922
Free throw pct.....	.676	.682	* = Conference game				
REBOUNDS.....	291	279					
Rebounds per game.....	32.3	31.0					
Rebounding margin.....	+1.3	-					
ASSISTS.....	115	106					
Assists per game.....	12.8	11.8					
TURNOVERS.....	142	135					
Turnovers per game.....	15.8	15.0					
Turnover margin.....	-0.8	-					
Assist/turnover ratio..	0.8	0.8					
STEALS.....	52	71					
Steals per game.....	5.8	7.9					
BLOCKS.....	19	20					
Blocks per game.....	2.1	2.2					
WINNING STREAK.....	4	-					
Home win streak.....	4	-					
ATTENDANCE.....	14460	3388					
Home games-Avg/Game....	7-2066	2-1694					
Neutral site-Avg/Game..	-	0-0					

SCORE BY PERIODS:	1st	2nd	OT	Total
William and Mary.....	251	314	11	576
Opponents.....	247	311	6	564

2006-07 William and Mary Basketball
 William and Mary High/Low Analysis (as of Dec 31, 2006)
 All games

William and Mary - TEAM GAME HIGHS

POINTS.....	77	vs Wagner (11/20/06)
	73	vs Cornell (12/02/06)
	72	vs Hampton (12/28/06)
	70	vs UMBC (12/22/06)
	63	at Navy (11/28/06)
FIELD GOALS MADE.....	32	vs Wagner (11/20/06)
	24	vs Cornell (12/02/06)
FIELD GOAL ATTEMPTS.....	64	vs Wagner (11/20/06)
	56	vs Cornell (12/02/06)
	56	at Holy Cross (11/25/06)
FIELD GOAL PERCENTAGE.....	.512 (21-41)	vs Hampton (12/28/06)
	.500 (32-64)	vs Wagner (11/20/06)
	.500 (21-42)	vs UMBC (12/22/06)
3 PT FIELD GOALS MADE.....	9	vs Hampton (12/28/06)
	9	vs Cornell (12/02/06)
3 PT FG ATTEMPTS.....	29	vs Towson (12/05/06)
	24	vs Cornell (12/02/06)
3 PT FG PERCENTAGE.....	.467 (7-15)	vs UMBC (12/22/06)
	.450 (9-20)	vs Hampton (12/28/06)
FREE THROWS MADE.....	21	vs Hampton (12/28/06)
	21	vs UMBC (12/22/06)
FREE THROW ATTEMPTS.....	33	vs Jacksonville State (12/01/06)
	29	vs Hampton (12/28/06)
FREE THROW PERCENTAGE.....	.955 (21-22)	vs UMBC (12/22/06)
	.778 (14-18)	vs Towson (12/05/06)
REBOUNDS.....	47	vs Jacksonville State (12/01/06)
	42	vs Wagner (11/20/06)
ASSISTS.....	16	vs Towson (12/05/06)
	16	vs Cornell (12/02/06)
	16	vs Wagner (11/20/06)
	16	at Kansas State (11/11/06)
STEALS.....	12	vs North Florida (12/08/06)
	9	vs Jacksonville State (12/01/06)
BLOCKED SHOTS.....	4	vs North Florida (12/08/06)
	4	vs Wagner (11/20/06)
TURNOVERS.....	28	vs Jacksonville State (12/01/06)
	24	vs Hampton (12/28/06)
FOULS.....	25	vs Wagner (11/20/06)
	24	at Kansas State (11/11/06)

2006-07 William and Mary Basketball
 William and Mary High/Low Analysis (as of Dec 31, 2006)
 All games

Opponent - GAME HIGHS

POINTS.....	79	at Navy (11/28/06)
	73	vs Towson (12/05/06)
	70	at Kansas State (11/11/06)
	68	vs Cornell (12/02/06)
	67	vs Hampton (12/28/06)
FIELD GOALS MADE.....	27	at Navy (11/28/06)
	26	vs Towson (12/05/06)
	26	vs Cornell (12/02/06)
FIELD GOAL ATTEMPTS.....	80	at Kansas State (11/11/06)
	62	vs Jacksonville State (12/01/06)
FIELD GOAL PERCENTAGE.....	.614 (27-44)	at Navy (11/28/06)
	.531 (26-49)	vs Towson (12/05/06)
3 PT FIELD GOALS MADE.....	9	at Navy (11/28/06)
	8	vs Wagner (11/20/06)
3 PT FG ATTEMPTS.....	31	vs Wagner (11/20/06)
	30	vs Richmond (12/31/06)
3 PT FG PERCENTAGE.....	.643 (9-14)	at Navy (11/28/06)
	.368 (7-19)	vs Cornell (12/02/06)
FREE THROWS MADE.....	19	vs Hampton (12/28/06)
	17	at Holy Cross (11/25/06)
FREE THROW ATTEMPTS.....	31	vs Hampton (12/28/06)
	27	at Kansas State (11/11/06)
FREE THROW PERCENTAGE.....	.867 (13-15)	vs UMBC (12/22/06)
	.818 (9-11)	vs Cornell (12/02/06)
REBOUNDS.....	59	at Kansas State (11/11/06)
	43	at Holy Cross (11/25/06)
ASSISTS.....	20	at Navy (11/28/06)
	17	vs Towson (12/05/06)
	17	vs Cornell (12/02/06)
STEALS.....	14	vs Jacksonville State (12/01/06)
	12	at Holy Cross (11/25/06)
BLOCKED SHOTS.....	8	at Kansas State (11/11/06)
	5	at Holy Cross (11/25/06)
TURNOVERS.....	21	vs Hampton (12/28/06)
	19	vs Jacksonville State (12/01/06)
	19	vs Wagner (11/20/06)
FOULS.....	25	vs Jacksonville State (12/01/06)
	24	vs Hampton (12/28/06)
	24	vs Cornell (12/02/06)

2006-07 William and Mary Basketball
 William and Mary High/Low Analysis (as of Dec 31, 2006)
 All games

William and Mary - GAME LOWS

POINTS.....	57	at Holy Cross (11/25/06)
	59	vs Jacksonville State (12/01/06)
	60	at Kansas State (11/11/06)
	60	vs Towson (12/05/06)
	61	vs North Florida (12/08/06)
	61	vs Richmond (12/31/06)
FIELD GOALS MADE.....	19	vs Towson (12/05/06)
	20	vs Jacksonville State (12/01/06)
	20	vs North Florida (12/08/06)
	20	vs Richmond (12/31/06)
FIELD GOAL ATTEMPTS.....	41	vs Hampton (12/28/06)
	42	vs UMBC (12/22/06)
	42	vs Richmond (12/31/06)
FIELD GOAL PERCENTAGE.....	.352 (19-54)	vs Towson (12/05/06)
	.393 (22-56)	at Holy Cross (11/25/06)
3 PT FIELD GOALS MADE.....	2	vs Jacksonville State (12/01/06)
	4	at Navy (11/28/06)
3 PT FG ATTEMPTS.....	11	vs Jacksonville State (12/01/06)
	15	vs UMBC (12/22/06)
3 PT FG PERCENTAGE.....	.182 (2-11)	vs Jacksonville State (12/01/06)
	.190 (4-21)	at Navy (11/28/06)
FREE THROWS MADE.....	6	vs Wagner (11/20/06)
	8	at Holy Cross (11/25/06)
FREE THROW ATTEMPTS.....	12	vs Wagner (11/20/06)
	14	at Holy Cross (11/25/06)
FREE THROW PERCENTAGE.....	.500 (6-12)	vs Wagner (11/20/06)
	.515 (17-33)	vs Jacksonville State (12/01/06)
REBOUNDS.....	23	vs UMBC (12/22/06)
	25	vs Hampton (12/28/06)
ASSISTS.....	11	at Holy Cross (11/25/06)
	11	at Navy (11/28/06)
	11	vs Jacksonville State (12/01/06)
	11	vs UMBC (12/22/06)
STEALS.....	3	vs UMBC (12/22/06)
	3	vs Hampton (12/28/06)
BLOCKED SHOTS.....	0	vs Towson (12/05/06)
	1	at Kansas State (11/11/06)
TURNOVERS.....	8	vs Towson (12/05/06)
	9	vs UMBC (12/22/06)
FOULS.....	11	vs Jacksonville State (12/01/06)
	12	vs North Florida (12/08/06)

2006-07 William and Mary Basketball
 William and Mary High/Low Analysis (as of Dec 31, 2006)
 All games

Opponent - GAME LOWS

POINTS.....	44	vs North Florida (12/08/06)
	53	vs Wagner (11/20/06)
	53	vs Richmond (12/31/06)
	56	vs Jacksonville State (12/01/06)
	58	vs UMBC (12/22/06)
FIELD GOALS MADE.....	17	vs Wagner (11/20/06)
	18	vs North Florida (12/08/06)
FIELD GOAL ATTEMPTS.....	44	at Navy (11/28/06)
	45	vs UMBC (12/22/06)
FIELD GOAL PERCENTAGE.....	.300 (24-80)	at Kansas State (11/11/06)
	.327 (17-52)	vs Wagner (11/20/06)
3 PT FIELD GOALS MADE.....	3	vs Jacksonville State (12/01/06)
	3	vs UMBC (12/22/06)
3 PT FG ATTEMPTS.....	14	at Navy (11/28/06)
	14	vs UMBC (12/22/06)
3 PT FG PERCENTAGE.....	.158 (3-19)	vs Jacksonville State (12/01/06)
	.200 (5-25)	at Holy Cross (11/25/06)
	.200 (6-30)	vs Richmond (12/31/06)
FREE THROWS MADE.....	3	vs Jacksonville State (12/01/06)
	3	vs North Florida (12/08/06)
FREE THROW ATTEMPTS.....	8	vs Jacksonville State (12/01/06)
	8	vs North Florida (12/08/06)
FREE THROW PERCENTAGE.....	.375 (3-8)	vs Jacksonville State (12/01/06)
	.375 (3-8)	vs North Florida (12/08/06)
REBOUNDS.....	24	vs UMBC (12/22/06)
	26	vs Richmond (12/31/06)
ASSISTS.....	4	vs Hampton (12/28/06)
	6	vs UMBC (12/22/06)
STEALS.....	0	vs North Florida (12/08/06)
	3	vs Wagner (11/20/06)
BLOCKED SHOTS.....	0	vs UMBC (12/22/06)
	0	vs Hampton (12/28/06)
TURNOVERS.....	9	at Kansas State (11/11/06)
	9	vs Richmond (12/31/06)
FOULS.....	14	vs Towson (12/05/06)
	15	vs UMBC (12/22/06)

2006-07 William and Mary Basketball
 William and Mary High/Low Analysis (as of Dec 31, 2006)
 All games

William and Mary - INDIVIDUAL GAME HIGHS

POINTS.....	21	Kisielius, Laimis vs Cornell (12/02/06)	
	20	Kisielius, Laimis vs Jacksonville State (12/01/06)	
	19	Kisielius, Laimis vs UMBC (12/22/06)	
	18	Kisielius, Laimis vs Hampton (12/28/06)	
	18	Schneider, David vs Towson (12/05/06)	
	18	Payton, Adam vs Jacksonville State (12/01/06)	
	18	Kisielius, Laimis vs Wagner (11/20/06)	
	18	Schneider, David at Kansas State (11/11/06)	
	FIELD GOALS MADE.....	8	Kisielius, Laimis vs Wagner (11/20/06)
		7	Payton, Adam vs Towson (12/05/06)
		7	Kisielius, Laimis vs Cornell (12/02/06)
	FIELD GOAL ATT.....	16	Payton, Adam vs Towson (12/05/06)
		16	Payton, Adam at Navy (11/28/06)
	FG PCT (min 5 made).....	.833 (5-6)	Kisielius, Laimis vs Jacksonville State (12/01/06)
		.714 (5-7)	Kisielius, Laimis vs UMBC (12/22/06)
		.714 (5-7)	Kisielius, Laimis at Kansas State (11/11/06)
	3 PT FG MADE.....	4	Schneider, David vs Towson (12/05/06)
		4	Mann, Nathan vs Cornell (12/02/06)
3 PT FG ATTEMPTS.....	10	Mann, Nathan vs Cornell (12/02/06)	
	9	Schneider, David at Kansas State (11/11/06)	
3-PT FG PCT (min 2 made).....	1.000 (3-3)	Kisielius, Laimis at Kansas State (11/11/06)	
	1.000 (2-2)	Payton, Adam vs Hampton (12/28/06)	
	1.000 (2-2)	Kisielius, Laimis vs Hampton (12/28/06)	
FREE THROWS MADE.....	9	Kisielius, Laimis vs Jacksonville State (12/01/06)	
	8	Kisielius, Laimis vs Hampton (12/28/06)	
	8	Payton, Adam vs Cornell (12/02/06)	
	8	Trumbower, Adam at Navy (11/28/06)	
FREE THROW ATT.....	12	Kisielius, Laimis vs Hampton (12/28/06)	
	12	Kisielius, Laimis vs Jacksonville State (12/01/06)	
FT PCT (min 3 made).....	1.000 (4-4)	Payton, Adam vs UMBC (12/22/06)	
	1.000 (4-4)	Mann, Nathan vs North Florida (12/08/06)	
	1.000 (4-4)	Schneider, David vs North Florida (12/08/06)	
	1.000 (4-4)	Mann, Nathan vs Towson (12/05/06)	
	1.000 (4-4)	Kisielius, Laimis vs Cornell (12/02/06)	
	1.000 (3-3)	Stein, Peter vs Hampton (12/28/06)	
	1.000 (3-3)	Mann, Nathan vs UMBC (12/22/06)	
REBOUNDS.....	9	Mann, Nathan vs North Florida (12/08/06)	
	9	Schneider, David at Kansas State (11/11/06)	
	ASSISTS.....	7	Schneider, David at Kansas State (11/11/06)
		6	Schneider, David vs Wagner (11/20/06)
	STEALS.....	4	Schneider, David at Kansas State (11/11/06)
		3	Payton, Adam vs North Florida (12/08/06)
		3	Trumbower, Adam vs North Florida (12/08/06)
3		Payton, Adam vs Cornell (12/02/06)	
3		Cofield, Corey vs Jacksonville State (12/01/06)	
3		Schneider, David at Holy Cross (11/25/06)	
3		Kisielius, Laimis vs Wagner (11/20/06)	
BLOCKED SHOTS.....	2	Kisielius, Laimis vs Richmond (12/31/06)	
	2	Smith, Alex vs Hampton (12/28/06)	
	2	Kisielius, Laimis vs UMBC (12/22/06)	
	2	Kisielius, Laimis vs North Florida (12/08/06)	
	2	Stein, Peter vs North Florida (12/08/06)	
	2	Darnell, Chris vs Cornell (12/02/06)	

TURNOVERS.....	6	Kisielius, Laimis vs Jacksonville State (12/01/06)
	5	Cofield, Corey vs Jacksonville State (12/01/06)
	5	Kisielius, Laimis at Holy Cross (11/25/06)
	5	Schneider, David at Kansas State (11/11/06)
FOULS.....	5	Payton, Adam vs Towson (12/05/06)
	5	Smith, Alex at Holy Cross (11/25/06)
	5	Mann, Nathan at Kansas State (11/11/06)