

2006-07

Tribe

MEN'S BASKETBALL

MEN'S BASKETBALL CONTACT/ASSOCIATE DIRECTOR: KRIS SEARS - PHONE: 757-221-3368 - EMAIL: KASEAR@WM.EDU - FAX: 757-221-3412

GEORGE MASON PATRIOTS (9-7, 3-3 CAA)

VS.

WILLIAM AND MARY TRIBE (10-6, 3-3 CAA)

**Jan. 16, 2007 • 7:05 PM • ESPN Regional/WSKY Ch. 4
Kaplan Arena (8,600)
Williamsburg, Va.**

W&M RETURNS HOME TO FACE GEORGE MASON

The William and Mary men's basketball team returns home to face 2006 Final Four participant George Mason on Jan. 16. The game will be televised on ESPN Regional and is slated for 7:05 p.m. tip-off. John Castleberry and Charlie Woollum will have the call for the game that will also be televised locally on WSKY TV Hampton Roads Channel 4. The Tribe will look for its second victory over Mason this season after defeating the Patriots, 67-63, in Fairfax, Va., on Jan. 3.

The College saw its two-game CAA road winning streak come to a close at Delaware, 77-62, on Jan. 13. Senior guard Adam Payton continued his strong campaign, leading W&M with 19 points and three steals. Sophomore forward Alex Smith had a career day with 16 points and a team-high nine rebounds vs. the Blue Hens. George Mason is riding a three-game winning streak after knocking off James Madison, 73-52, on Jan. 13.

The game can be heard live over the Tribe Radio Network with Jay Colley and Bill McDonald on the call. The contest also can be followed live over the Internet at TribeAthletics.com.

STORY LINES

- The Tribe will host a Final Four participant from the previous season in Williamsburg for the fifth time. The College is 2-2 in those contests, including wins over Virginia (1984) and North Carolina (1977).

- W&M will look to sweep the season series with George Mason for the ninth time and the first since the 1997-98 season.

PROBABLE STARTING LINEUPS

WILLIAM AND MARY TRIBE

Pos.	No.	Name	Ht.	Wt.	Cl./El.	PPG	APG	RPG	Other
G	2	David Schneider	6-3	175	Fr./Fr.	10.1	3.2	3.5	1.3 SPG
G	11	Nathan Mann	6-2	190	Jr./Jr.	7.6	2.1	3.8	
G	24	Adam Payton	6-3	195	5th/Sr.	12.9	1.6	4.1	.833 FT%
F	13	Laimis Kisielius	6-8	210	Jr./Jr.	11.6	2.3	3.7	.429 3FG%
F	15	Peter Stein	6-9	225	So./So.	4.4	1.3	3.4	.630 FG%

GEORGE MASON PATRIOTS

Pos.	No.	Name	Ht.	Wt.	Cl./El.	PPG	APG	RPG	Other
F	40	Chris Fleming	6-7	240	So./So.	1.5	0.0	0.5	
F	34	Will Thomas	6-7	230	Jr./Jr.	14.0	1.8	7.1	.625 FG%
G	2	Jordan Carter	6-0	175	Jr./Jr.	3.7	2.0	2.4	
G	1	Dre Smith	6-0	185	So./So.	6.5	1.0	1.7	.375 3FG%
G	42	Folarin Campbell	6-4	205	Jr./Jr.	14.6	4.0	3.6	1.3 SPG

2006-07 W&M MEN'S BASKETBALL SCHEDULE

Overall: 10-6 Home: 8-2 Away: 2-4 Conference: 3-3

NOVEMBER

1	BARTON COLLEGE (exh.)	W, 85-73
11	at Kansas State	L, 60-70
20	WAGNER	W, 77-53
25	at Holy Cross	L, 57-66
28	at Navy	L, 63-79

DECEMBER

2006 W&M TIP-OFF CLASSIC (WILLIAMSBURG, VA.)

1	Cornell vs. VMI	Cornell, 99-94
1	JACKSONVILLE STATE	W, 59-56
2	Jacksonville State vs. VMI	Jacksonville State, 87-85
2	CORNELL	W, 73-68 (OT)
5	TOWSON * (TV - CSN-MA; CSN-P)	L, 60-73
8	NORTH FLORIDA	W, 61-44
22	UMBC	W, 70-58
28	HAMPTON	W, 72-67
31	RICHMOND	W, 61-53

JANUARY

3	at George Mason *	W, 67-63
6	NORTHEASTERN (TV - CN8) *	W, 60-57
8	at Georgia State *	W, 57-43
10	VIRGINIA COMMONWEALTH *	L, 77-88
13	at Delaware *	L, 62-77
16	GEORGE MASON (TV - ESPN Regional) * 7:05 PM	
20	at Hofstra *	4 PM
24	at Old Dominion *	7 PM
27	GEORGIA STATE *	7 PM
29	at Virginia Commonwealth *	7:30 PM
31	JAMES MADISON *	7 PM

FEBRUARY

3	UNC WILMINGTON * (TV - UNCW-TV)	7 PM
7	at James Madison *	7 PM
10	at UNC Wilmington *	7 PM
14	DREXEL *	7 PM
17	ESPN BracketBusters (Away)	
21	at Drexel *	7:30 PM
24	OLD DOMINION *	2 PM

MARCH

2	CAA Tournament First Round (Richmond, Va.)
3	CAA Tournament Quarterfinals (Richmond, Va.)
4	CAA Tournament Semifinals (Richmond, Va.)
5	CAA Tournament Final (Richmond, Va.)

* Colonial Athletic Association game
CSN-MA - Comcast SportsNet Mid-Atlantic
CSN-P - Comcast SportsNet Philadelphia



MEDIA INFORMATION

WILLIAM AND MARY SPORTS INFORMATION
 Kris Sears, Assoc. Director (MBK Contact)
 Office: (757) 221-3368
 Cell: (765) 860-1205
 E-mail: kasear@wm.edu
 Fax: (757) 221-3412
 Website: www.TribeAthletics.com

CAA TELEPHONIC PRESS CONFERENCES

Members of the media are invited to participate in the CAA's weekly telephonic press conference series. The first call will occur on Jan. 2, continuing each Tuesday morning through Feb. 27. CAA coaches will be available to answer questions beginning at 10 AM. The weekly lineup is listed below. The phone number to take part in the call is 888-677-9010. Members of the media should contact **Rob Washburn (804-754-1616)** at the CAA office for the password to access the call.

10:00 Tom Pecora (Hofstra)
 10:10 Bill Coen (Northeastern)
 10:20 Anthony Grant (VCU)
 10:30 Blaine Taylor (Old Dominion)
 10:40 **Tony Shaver (William and Mary)**
 10:50 Brad Brownell (UNC Wilmington)
 11:00 Dean Keener (James Madison)
 11:10 Jim Larranaga (George Mason)
 11:20 Pat Kennedy (Towson)
 11:30 Monte Ross (Delaware)
 11:40 Bruiser Flint (Drexel)
 11:50 Michael Perry (Georgia State)

WILLIAM AND MARY RADIO NETWORK

Teaming up once again to call all the action of Tribe basketball over the airwaves will be **Jay Colley, Charlie Woollum and Bill McDonald.**

The flagship stations for the radio network are WYTD, 92.3 FM, and WBACH, 107.9 FM. W&M games can be heard on all of the following stations:

WYTD (92.3 FM) Williamsburg
 WBACH (107.9 FM) Williamsburg
 WCLM (1450 AM) Richmond
 WBRG (1050 AM) Lynchburg

Tribe basketball games can also be heard live via the Internet. Go to the W&M website: **www.TribeAthletics.com** and click on the "Live Audio" link for more information.

ON THE INTERNET

For complete coverage of all 23 of William and Mary's teams on the Internet, go to **www.TribeAthletics.com**. The official site of Tribe athletics features the most recent press releases, statistics and schedule information, as well as the latest basketball game notes and season updates.

VIA CELL PHONE

Fans can have final scores for all W&M sports sent as a text message to a cell phone. "eSCORES" is a free service available from Stretch Internet, the Tribe's Internet broadcast partner. To sign up for this service, go to the W&M web site: **www.TribeAthletics.com** and click on the "eSCORES" link at the top of the page.

TRIBE PLAYERS CAREER VS. GEORGE MASON

Kyle Carrabine		Date	Starts	Min	FG-A	Pct	3FG-A	Pct	FT-A	Pct	O-D	Tot	PF	A	TO	B	S	Pts
		1/29/05		8	0-1	.000	0-1	.000	0-0	.000	0-1	1	0	0	0	0	0	0
		1/3/07		17	2-3	.667	1-2	.500	0-0	.000	1-3	4	0	1	1	0	1	5
Totals			2-0	25-12.5	2-4	.500	1-3	.333	0-0	.000	1-4	5-2.5	0	1	1	0	1	5-2.5
Corey Cofield		Date	Starts	Min	FG-A	Pct	3FG-A	Pct	FT-A	Pct	O-D	Tot	PF	A	TO	B	S	Pts
		1/12/06		19	3-5	.600	0-0	.000	2-2	1.000	1-3	4	1	3	3	0	2	8
		1/26/06	*	30	4-8	.500	0-0	.000	3-6	.500	4-1	5	2	2	2	0	2	11
		1/29/05	*	26	5-9	.556	0-0	.000	2-3	.667	3-3	6	0	0	3	1	1	12
		2/12/05	*	40	7-13	.538	0-0	.000	5-6	.833	6-3	9	5	3	3	1	1	9
		1/10/04	*	32	8-11	.727	0-0	.000	6-8	.750	1-1	2	2	0	4	2	1	22
		1/31/04	*	22	2-4	.500	0-0	.000	0-2	.000	1-5	6	3	1	3	0	0	4
Totals			6-5	169-28.2	29-50	.580	0-0	.000	18-27	.667	16-16	32-5.3	13	9	18	4	7	66-11.0
Chris Darnell		Date	Starts	Min	FG-A	Pct	3FG-A	Pct	FT-A	Pct	O-D	Tot	PF	A	TO	B	S	Pts
		1/12/06		18	1-2	.500	0-1	.000	0-0	.000	0-0	0	0	1	1	0	0	2
		1/26/06		7	0-1	.000	0-0	.000	0-0	.000	1-0	1	0	0	0	0	0	0
		1/3/07		11	1-5	.200	0-3	.000	0-0	.000	1-3	4	2	1	0	0	0	2
Totals			3-0	36-12.0	2-8	.250	0-4	.000	0-0	.000	2-3	5-1.7	2	2	1	0	0	4-1.3
Laimis Kisielius		Date	Starts	Min	FG-A	Pct	3FG-A	Pct	FT-A	Pct	O-D	Tot	PF	A	TO	B	S	Pts
		1/29/05	*	27	3-6	.500	1-2	.500	2-2	1.000	0-0	0	1	3	2	0	0	9
		2/12/05	*	31	1-9	.111	0-1	.000	2-2	1.000	0-1	1	1	2	0	0	1	4
		1/12/06	*	12	0-7	.000	0-2	.000	3-4	.750	2-0	2	1	0	2	1	0	3
		1/26/06	*	29	3-9	.333	1-2	.500	0-0	.000	2-1	3	0	4	2	0	2	7
		1/3/07	*	29	2-7	.286	0-1	.000	5-6	.833	4-4	8	2	5	4	0	1	9
Totals			5-5	128-25.6	9-38	.247	2-8	.250	12-15	.857	8-6	14-2.8	5	14	10	1	4	32-6.4
Nathan Mann		Date	Starts	Min	FG-A	Pct	3FG-A	Pct	FT-A	Pct	O-D	Tot	PF	A	TO	B	S	Pts
		1/29/05	*	24	7-14	.500	1-7	.143	0-0	.000	0-3	3	4	3	1	0	1	15
		2/12/05	*	41	10-19	.526	5-11	.455	0-1	.000	1-2	3	4	4	4	0	1	25
		1/12/06		7	0-2	.000	0-1	.000	0-0	.000	0-0	0	0	0	1	0	0	0
		1/26/06		17	3-8	.375	3-7	.429	0-0	.000	1-0	1	1	0	1	0	0	9
		1/3/07	*	32	5-11	.455	4-9	.444	0-1	.000	0-0	0	1	1	1	0	0	14
Totals			5-3	121-24.2	25-54	.463	13-35	.371	0-2	.000	2-5	7-1.4	10	8	8	0	2	63-12.6
Adam Payton		Date	Starts	Min	FG-A	Pct	3FG-A	Pct	FT-A	Pct	O-D	Tot	PF	A	TO	B	S	Pts
		1/12/06	*	22	2-5	.400	1-3	.333	1-2	.500	1-0	1	1	0	2	0	2	6
		1/26/06	*	7	2-5	.400	1-2	.500	0-0	.000	0-1	1	1	2	0	0	2	5
		1/3/07	*	31	5-14	.357	0-2	.000	2-2	1.000	4-5	9	2	2	2	0	1	12
Totals			3-3	60-20.0	9-24	.375	2-7	.286	3-4	.750	5-6	11-3.7	4	4	4	0	5	23-7.7
David Schneider		Date	Starts	Min	FG-A	Pct	3FG-A	Pct	FT-A	Pct	O-D	Tot	PF	A	TO	B	S	Pts
		1/3/07	*	36	3-8	.375	2-6	.333	2-2	1.000	1-1	2	3	4	3	0	1	10
Totals			1-1	36-26.0	3-8	.375	2-6	.333	2-2	1.000	1-1	2-2.0	3	4	3	0	1	10-10.0
Alex Smith		Date	Starts	Min	FG-A	Pct	3FG-A	Pct	FT-A	Pct	O-D	Tot	PF	A	TO	B	S	Pts
		1/12/06		11	1-1	1.000	0-0	.000	0-0	.000	0-0	0	0	0	0	1	0	2
		1/26/06		9	1-2	.500	0-0	.000	0-0	.000	0-0	0	1	0	2	0	0	2
		1/3/07		14	4-5	.800	0-0	.000	3-3	1.000	1-3	4	1	1	1	0	0	11
Totals			3-0	34-11.3	6-8	.750	0-0	.000	3-3	1.000	1-3	4-1.3	2	1	3	1	0	15-5.0
Peter Stein		Date	Starts	Min	FG-A	Pct	3FG-A	Pct	FT-A	Pct	O-D	Tot	PF	A	TO	B	S	Pts
		1/12/06		12	0-3	.000	0-1	.000	0-0	.000	0-1	1	2	1	1	0	0	0
		1/26/06		17	2-5	.400	0-1	.000	0-0	.000	0-1	1	3	0	2	0	0	4
		1/3/07	*	26	2-3	.667	0-0	.000	0-0	.000	1-2	3	4	1	0	0	0	4
Totals			3-1	55-18.3	4-11	.364	0-2	.000	0-0	.000	1-4	5-1.7	9	2	3	0	0	8-2.7
Chris Stratton		Date	Starts	Min	FG-A	Pct	3FG-A	Pct	FT-A	Pct	O-D	Tot	PF	A	TO	B	S	Pts
		1/26/06		1	0-1	.000	0-0	.000	0-0	.000	0-0	0	0	0	0	0	0	0
		1/29/05		9	1-2	.500	0-1	.000	0-0	.000	0-0	0	2	0	0	0	1	2
Totals			2-0	10-5.0	1-3	.333	0-1	.000	0-0	.000	0-0	0-0.0	2	0	0	0	1	2-1.0
Adam Trumbower		Date	Starts	Min	FG-A	Pct	3FG-A	Pct	FT-A	Pct	O-D	Tot	PF	A	TO	B	S	Pts
		1/10/04		13	1-1	1.000	1-1	1.000	1-2	.500	1-0	1	1	0	0	0	0	4
		1/31/04		18	1-2	.500	0-1	.000	0-0	.000	1-0	1	1	1	0	0	0	2
		1/29/05		9	1-2	.500	0-1	.000	2-2	1.000	0-0	0	1	1	0	0	0	4
		1/12/06		8	0-1	.000	0-1	.000	0-0	.000	0-0	0	1	0	1	0	0	0
		1/26/06		4	0-0	.000	0-0	.000	0-0	.000	0-0	0	1	1	0	0	0	0
		1/3/07		4	0-0	.000	0-0	.000	0-0	.000	0-0	0	1	0	0	0	0	0
Totals			6-0	56-9.3	3-6	.500	1-4	.250	3-4	.750	2-0	2-0.3	6	3	1	0	0	10-1.7

SCOUTING GEORGE MASON

George Mason enters the game with a Tribe on a three-game CAA winning streak. The Patriots are 9-7 overall and 3-3 in the CAA, following a 73-52 win over James Madison on Jan. 13. John Vaughn led the Patriots in scoring off the bench with 16 points in the contest as four GMU players scored in double digits during the 21-point victory. The Patriots also own victories over UNC Wilmington and Towson during the three-game winning streak. Mason leads the CAA in field goal percent (45.6 percent) and scoring defense

(56.6 point per game).

Folarin Campbell leads George Mason in scoring at 14.6 points per game to go along with a team-high four assists per game. He is shooting 36.4 percent from 3-point range and along with Vaughn, has connected on the most 3-point field goals (28) on the team. Will Thomas ranks second on the team at 14 points per game, while leading the Patriots in field goal percentage (62.5 percent) and rebounds per contest (7.1). Vaughn rounds out the double-digit scorers for the Patriots at 10.9 per game.

W&M and GMU will meet for the second time this season. On Jan. 3 in Fairfax, Va., the Tribe defeated Mason, 67-63. It snapped an eight-game losing streak in the series with the Patriots and marked the first victory for W&M in Fairfax since the 1997-98 season. Junior guard Nathan Mann led four Tribe players in double digits with 14 points, including four 3-point field goals. Senior Adam Payton scored 10 of his 12 points in the second half, including the game clinching free throws with 20 seconds remaining. Sophomore Alex Smith and freshman David Schneider finished with 11 and 10 points, respectively. George Mason leads the all-time series with the Tribe, 31-26.

RECAPPING DELAWARE

W&M had its two-game road winning streak come to a close at Delaware, 77-62, on Jan. 13. The Tribe could not overcome the Blue Hens 54.8 percent shooting from the floor and 12, 3-point field goals. The College fell to 10-6 on the year and 3-3 in the CAA.

Senior guard Adam Payton led the Tribe with 19 points on 8-of-14 from the field to go along with a game-high three steals. Sophomore forward Alex Smith finished with career highs in points (16) and rebounds (9). For the sixth straight game, the Tribe out-rebounded its opponent. W&M held a 32-27 advantage on the boards.

Delaware jumped out to the early lead thanks to a driving 3-point play from Herb Courtney on the opening possession of the game. The Tribe answered with four straight points. Payton made a steal on the defensive end and went coast-to-coast for the easy fast-break lay-up. A David Schneider lay-up off a dish from Payton put the Tribe on top, 4-3, less than three minutes into the contest.

The lead bounced back and forth, before Smith pulled down an offensive rebound and was fouled. He connected on both free throws to tie the contest at 10 with 13:45 remaining. Calvin Cannon connected a trey, before junior guard Nathan Mann answered with a jumper from just inside the 3-point arc to make it 13-12. The Blue Hens held the Tribe scoreless over the next five minutes and pushed the lead to nine, 21-12, with an 8-0 run.

Out of a timeout, the Tribe drew within 21-15 on a 3-point play in the post from Smith. Delaware answered right back with a 3-pointer from Darrell Johnson at the 6:30 mark. The Tribe trimmed the deficit to six, 29-23, following four straight Payton points with 1:34 remaining. Delaware finished the half, scoring nine of the final 11 points all on 3-pointers to take a 13-point lead into the locker room. The Blue Hens hit nine first-half 3-pointers.

W&M came out of the locker room with a charge, scoring eight of the first 10 points of the half. After a steal on the defensive end, Mann found Payton for a fast-break dunk, cutting the UD cushion to 40-33 two minutes into the second stanza.

The Blue Hens scored five of the games next six points to push the lead back to double digits at 45-34, following a driving dunk from Courtney. A Payton lay up with 17:10 remaining, drew the Tribe within single digits, but it would be as close as the Tribe would get.

After a pair of Smith free throws cut the W&M deficit to 10, 50-40, Delaware scored seven straight points on its way to a 15-3 run, putting the game out of reach. Courtney scored the first five points on the run and finished with nine of the Blue Hens' points on the spurt.

MAKING SOME HISTORY

The Tribe has jumped out to a fast start in 2006-07, and in the process, has etched its name in the W&M annals. Here is a look at some of the winning accomplishments for the Tribe to date:

- W&M jumped out to a 10-4 start to the season, the best start for the College since going 11-3 during the 1997-98 season.

- It marks the 12th occasion in the 101-year history of W&M basketball that the Tribe has started the season 10-4 or better. The 2006-07 team is only the fifth team since 1950 to

TALE OF THE TAPE

SERIES HISTORY.....GMU leads, 31-26
LAST MEETING W&M won, 67-63 (1/3/07)

OVERALL STATS	W&M	GMU
Points Per Game	64.8	61.9
Opp. Points Per Game	63.4	56.6
Scoring Differential	+1.4	+5.3
Field Goal Percentage	.429	.456
Opp. Field Goal Percentage	.423	.400
3-Point Percentage	.317	.328
Opp. 3-Point Percentage	.295	.343
Free Throw Percentage	.689	.694
Opp. Free Throw Percentage	.699	.718
Rebounds Per Game	33.4	32.1
Off. Rebounds Per Game	10.8	9.8
Def. Rebounds Per Game	22.6	22.3
Opp. Rebounds Per Game	31.7	30.1
Opp. Off. Reb. Per Game	10.0	10.0
Opp. Def. Reb. Per Game	21.7	20.1
Rebound Differential	+2.7	+2.0
Assists Per Game	13.0	13.4
Opp. Assists Per Game	12.5	11.6
Turnovers per game	15.0	14.1
Opp. Turnovers per game	14.0	14.4
Blocks Per Game	1.8	1.9
Opp. Blocks Per Game	2.4	3.3
Steals Per Game	5.9	7.3
Opp. Steals Per Game	6.9	6.9
CONFERENCE STATS	W&M	GMU
Points Per Game	63.8	62.7
Opp. Points Per Game	66.8	53.8
Scoring Differential	-3.0	+8.9
Field Goal Percentage	.408	.462
Opp. Field Goal Percentage	.466	.367
3-Point Percentage	.293	.343
Opp. 3-Point Percentage	.347	.305
Free Throw Percentage	.768	.708
Opp. Free Throw Percentage	.802	.753
Rebounds Per Game	31.7	32.8
Off. Rebounds Per Game	10.2	9.7
Def. Rebounds Per Game	21.5	23.1
Opp. Reb. Per Game	28.0	30.8
Opp. Off. Reb. Per Game	5.8	10.8
Opp. Def. Reb. Per Game	22.2	20.0
Rebound Differential	+3.7	+2.0
Assists Per Game	12.8	15.5
Opp. Assists Per Game	14.2	11.5
Turnovers per game	12.3	13.3
Opp. Turnovers per game	12.3	14.2
Block Shots Per Game	0.7	1.3
Opp. Block Shots Per Game	1.8	3.2
Steals Per Game	5.5	7.2
Opp. Steals Per Game	6.0	6.7

TRIBE TRENDS

By MONTH...	06-07	SHAVER ERA
In November	1-3	9-9
In December	6-1	11-11
In January	3-2	8-27
In February	0-0	5-18
In March	0-0	1-3
RECORD IN...		
Decided by 5 pts or less	5-0	8-13
Decided by 5-10 pts	1-2	13-29
Decided by 11 or more pts	4-4	18-39
At night	8-4	27-46
During the day	2-2	5-19
Decided in OT	1-0	2-4
Televised	1-1	1-9
SCORING...		
Less than 60 points	2-1	3-29
60-69 points	4-4	7-24
70-79 points	4-1	7-12
80-89 points	0-0	11-2
90-99 points	0-0	5-1
100 or more points	0-0	0-0
ALLOWING...		
Less than 60 points	7-0	12-5
60-69 points	3-1	12-14
70-79 points	0-4	8-25
80-89 points	0-1	1-16
90-99 points	0-0	0-6
100 or more points	0-0	0-2
RECORD WHEN...		
Leading at the half	7-0	24-9
Trailing at the half	3-6	7-55
Tied at the half	0-0	1-3
Lead with 5 min. left	8-0	30-7
Trailing with 5 min. left	1-6	2-60
Tied with 5 min. left	1-0	1-1
Three in double digits	3-2	11-23
Four in double digits	2-1	10-7
Five in double digits	0-0	3-0
SHOOTING FROM THE FIELD...		
50 percent or better	3-0	13-0
between 40 and 50%	6-2	17-33
Less than 40%	1-4	3-35
Opp. shooting 50%	0-4	0-32
Opp. shoots 40-50%	5-0	19-27
Opp. shoots less than 40%	5-2	14-9
Better than opponent	8-2	29-8
Worse than opponent	2-4	3-56
Hits 8 or more 3-pt. FGs	4-3	11-11
More 3-pt. FG than opp.	5-3	13-15
Shoots 50% from 3-pt. FGs	0-0	6-4
SHOOTING FROM THE FREE THROW LINE...		
Makes More Than Opp.	7-0	28-25
Makes Less than Opp.	3-6	4-38
Shoots 70% or better	4-4	19-31
Opp. Shoots 70% or better	4-4	9-36
REBOUNDING...		
Outrebounding opp.	8-3	25-27
Outrebounded by opp.	2-3	6-35
Wins Offensive glass	5-3	15-40
Loses Offensive glass	4-3	16-26
Wins Defensive glass	9-0	30-22
Loses Defensive glass	1-5	3-38
TURNOVERS...		
Fewer Turnovers than opp.	4-2	14-17
More Turnovers than opp.	4-4	16-47
10 or fewer turnovers	1-1	2-4
more than 10 turnovers	9-5	31-64

start the season 10-4 or better.

- The College won seven straight contests from Dec. 8-Jan. 8. It marked only the 17th winning streak of seven or more games in W&M history. The streak also was only the sixth of seven or more games since the 1950-51 campaign.

- The 2006-07 team became only the fourth team to win seven or more in a row as the 1982-83 and 1997-98 team both did it twice.

- W&M jumped out to only its fourth 3-1 start in the school's 22 years in the CAA. Only the 1994-95 (4-1) and 1997-98 (4-1) teams jumped out to better records in CAA play.

MR. EVERYTHING

Senior guard Adam Payton has made his presence felt both on the court and in the locker room during his final season of college basketball. In the Tribe's 88-77 loss to VCU, it would be hard to argue that Payton was not the best player on the court. The Burlington, N.J., native kept the Tribe in the game with the Rams, scoring a career-high 26 points. He was 7-of-13 from the floor and 10-of-11 from the free throw line. Payton also pulled down a team-high five rebounds, while swiping a career-high tying four steals.

It is not the first time Payton has stepped to the forefront for the College, in fact it is becoming a common theme throughout the season. When the Tribe has needed a play down the stretch, it has needed to look no further than its 6-3 co-captain. Payton has come through in the clutch on numerous occasions this season, helping W&M to its best start in nearly a decade. Here is a look at what Payton has done with the game on the line:

- In a 13-point come-from-behind win over Cornell at the W&M Tip-Off Classic, Payton scored 10 points in the final five minutes of regulation and overtime. He also made a steal with 15 seconds left that led to the game-tying free throw, which he sank to send the game to extra time. On three consecutive possessions late in the game, Payton made two steals and pulled down an offensive rebound to spearhead the Tribe comeback. For his efforts, he won the Tip-Off Classic MVP honor.

- In the Tribe's 67-63 upset win at George Mason, Payton once again shined when it mattered most. In the second half, he scored 10 of his 12 points, including a clutch steal and fast-break lay up to give W&M its largest lead at 51-44. He also calmly stepped to the free throw line and sank the game clinching free throws with 20 seconds remaining.

- With W&M trailing 57-51 with 2:42 remaining against Northeastern, Payton helped lead the Tribe to a come-from-behind victory. The Tribe scored the game's final nine points with Payton adding the final four on free throws, including the game-winner with 22 seconds remaining.

FINAL FOUR FOES IN WILLIAMSBURG

The contest against George Mason on Jan. 16 marks the fifth time a Final Four participant from the previous year has played in Williamsburg. The last time was during the 1989-90 season when 1989 Final Four participant Duke traveled to Williamsburg and won 109-76.

The College is 2-2 all-time against Final Four participants in Williamsburg. W&M defeated 1984 Final Four participant Virginia, 54-53, on Dec. 4, 1984 and 1977 Final Four participant North Carolina, 78-75, on Dec. 7, 1977. The other time a Final Four participant from the previous season battled the Tribe in Williamsburg was 1970 Final Four participant Jacksonville, who defeated W&M, 100-69, on Feb. 11, 1971.

The Tribe's game with George Mason marks the second time W&M has played a Final Four participant from the previous year on multiple occasions during a season. The Tribe played 1959 Final Four participant West Virginia on three occasions in 1960. The College went 1-2 in those affairs, including a 94-86 win in Norfolk vs. the Jerry West-led Mountaineers.

KNOCKING FINAL FOUR FOES

The Tribe defeated 2006 NCAA Final Four participant George Mason, 67-63, on Jan. 3, marking the fifth time in school history that the College defeated a Final Four participant from the previous season. The Tribe also accomplished the feat with wins over N.C. State

during the 1950-51 season, West Virginia during the 1959-60 season, North Carolina during the 1977-78 season and Virginia during the 1984-85 campaign. In total, W&M has played 17 contests against teams that advanced to the NCAA Final Four the previous season.

The victory for the 2006-07 version of the Tribe was the first to pull the trick on the road. The previous four wins all came in contests considered home games, while W&M downed the Patriots in Fairfax, Va. The win over George Mason was also the first over a Final Four participant since the NCAA Tournament field expanded to 64. The 1984 NCAA Tournament was the final event with a 48-team field. The Tribe's victories over N.C. State in 1951 and West Virginia in 1960 were both played in Norfolk, Va., but both were considered home games.

1950-51

W&M beat N.C. State, 88-78, in Norfolk, Va., on Feb. 3, 1951*
N.C. State went to the 1950 Final Four

1959-60

W&M beat West Virginia, 94-86, in Norfolk, Va., on Jan. 30, 1960*
West Virginia went to the 1959 Final Four

1977-78

W&M beat North Carolina, 78-75, in Williamsburg on Dec. 7, 1977
North Carolina went to the 1977 Final Four

1984-85

W&M beat Virginia, 54-53, in Williamsburg on Dec. 4, 1984
Virginia went to the 1984 Final Four

2006-07

W&M beat George Mason, 67-63, in Fairfax, Va. on Jan. 3, 2007
George Mason went to the 2006 Final Four

* - considered a home game despite being played in Norfolk, Va.

REBOUNDING WITH AUTHORITY

In each of the Tribe's last six games, W&M has dominated the glass, outrebounding its opponent by an average of 7.8 per game. This season, the Tribe has outrebounded its opponent on 11 different occasions and is 8-3 in those contests.

Against George Mason on Jan. 3, the Tribe held a 36-24 advantage on the glass, including a 13-3 cushion on the offensive end. In fact, two W&M players, junior Laimis Kisielius and senior Adam Payton, single-handedly outrebounded the Patriots on the offensive end with four a piece. Payton finished with a career-high nine rebounds, while Kisielius had eight boards.

On Dec. 31 vs. Richmond, three different Tribe players pulled down eight rebounds as W&M owned a 40-26 advantage on the glass. Junior guard Nathan Mann, sophomore forward Peter Stein and Kisielius each had eight rebounds a piece in the victory.

During the stretch, the Tribe outrebounded Northeastern on Jan. 6 by seven and Georgia State on Jan. 8 by eight. Freshman David Schneider led the way against the Huskies with eight rebounds, while Stein had a team-high seven vs. the Panthers.

On the year, W&M holds a positive rebounding advantage over its opponents at 1.7. While the cushion may not seem like much, the number is a bit skewed. In W&M's season-opener, Kansas State outrebounded the Tribe, 59-37. Since that contest, W&M holds more than a three-rebound advantage over its opponents, while limiting its foes to a measly 29.9 boards per game.

SMITH ON A TEAR

Sophomore forward Alex Smith has been on a tear recently for the Tribe. Over W&M's last eight games, Smith is averaging 9.9 points and four rebounds. He is also shooting 65.9 percent (29-of-44) from the floor and 90.9 percent (20-of-22) from the free throw line. The Greenville, S.C., native has been the Tribe's leading scorer off the bench in seven of the last eight games. In each of the last two contest, Smith has led W&M in rebounding.

SCORING BREAKDOWN

CLASS	Pts	Pct.
Freshmen	185	17.7
Sophomore	205	19.6
Junior	382	36.5
Senior	274	26.2

SCORING	Pts	Pct.
Starters	660	63.1
Bench	386	36.9

POINTS IN THE PAINT	Pts	APG
W&M	396	24.8
Opponents	390	24.4

POINTS OFF TURNOVERS	Pts	APG
W&M	244	15.3
Opponents	259	16.2

BENCH SCORING	Pts	APG
W&M	386	24.1
Opponents	213	13.3

FT% LAST 5 MINUTES + OT	FTM-A	Pct.
W&M	84-109	.771
Opponents	67-89	.753

FG% LAST 5 MINUTES + OT	FGM-A	Pct.
W&M	55-117	.470
Opponents	59-128	.461

3FG% LAST 5 MINUTES + OT	OT3FGM-A	Pct.
W&M	12-35	.343
Opponents	13-50	.260

LEADING SCORERS

6 - Laimis Kisielius (18 vs. WC, 20 vs. JSU, 21 vs. CU, 19 vs. UMBC, 18 vs. HU, 12 at GSU), Adam Payton (15 at HC, 12 at Navy, 13 vs. UR, 15 vs. NU, 26 vs. VCU, 19 at UD)
2 - David Schneider (18 at KSU, 18 vs. TU), Nathan Mann (12 vs. UNF, 14 at GMU)
1 - Adam Trumbower (12 at Navy)

LEADING REBOUNDERS

5 - Peter Stein (6 vs. JSU, 4 vs. TU, 3 vs. HU, 8 vs. UR, 7 at GSU), Nathan Mann (6 at HC, 9 vs. UNF, 3 vs. HU, 8 vs. UR, 5 vs. VCU)
4 - Adam Payton (9 vs. WC, 4 vs. TU, 9 at GMU, 5 vs. VCU), Alex Smith (5 vs. UMBC, 3 vs. HU, 5 vs. VCU, 9 at UD)
3 - Laimis Kisielius (6 vs. JSU, 6 vs. CU, 8 vs. UR), David Schneider (9 at KSU, 3 vs. HU, 8 vs. NU)
2 - Adam Trumbower (6 at Navy, 4 vs. TU)
1 - Corey Cofield (6 at HC)

LEADING ASSISTS

7 - David Schneider (7 at KSU, 6 vs. WC, 5 vs. UNF, 3 vs. HU, 2 vs. NU, 4 at GSU, 3 vs. VCU)
5 - Laimis Kisielius (4 vs. TU, 3 vs. HU, 5 at GMU, 2 vs. NU, 3 at UD)
3 - Peter Stein (4 vs. JSU, 4 vs. TU, 4 at GSU), Nathan Mann (4 at HC, 8 vs. UR, 4 at GSU)
2 - Adam Trumbower (4 at Navy, 5 vs. CU), Adam Payton (4 vs. UMBC)
1 - Kyle Carrabine (2 vs. NU)

CAREER GAMES PLAYED/STARTED

	Games	Starts
Corey Cofield	96	65
Adam Payton †	96	39
Adam Trumbower	80	5
Nathan Mann	73	40
Laimis Kisielius	72	60
Alex Smith	43	5
Peter Stein	41	16
Kyle Carrabine	39	2
Chris Darnell	37	3
Chris Stratton	26	1
David Schneider	13	12
Steven Hess	11	0
Danny Sumner	11	1
Marcus Barnett	3	0

† includes 52 games and zero starts at Vanderbilt

MISCELLANEOUS STATS

W-L RECORDS OF STARTING LINEUPS

8-3 - Schneider, Mann, Payton, Kisielius, Stein - (W - vs. WC, vs. UNF, vs. UMBC, vs. HU, vs. UR, at GMU, vs. NU, at GSU - L - at KSU, vs. VCU, at UD)

1-0 - Stein, Sumner, Cofield, Trumbower, Payton (W - vs. CU)

1-0 - Mann, Kisielius, Carrabine, Smith, Darnell - (W - vs. JSU) -

0-1 - Schnedier, Mann, Payton, Kisielius, Cofield - (L - at HC)

0-1 - Mann, Payton, Kisielius, Stein, Darnell - (L - at Navy)

0-1 - Trumbower, Mann, Carrabine, Kisielius, Smith - (L - vs. TU)

TOTAL DUNKS

21 - A. Payton (8), A. Smith (5), S. Hess (2), L. Kisielius (2), C. Darnell (2), D. Sumner (2)

TOTAL 3-POINT PLAYS

18 - A. Smith (8), A. Payton (6), C. Cofield (1), K. Carrabine (1), C. Darnell (1), L. Kisielius (1), A. Trumbower (1)

TOTAL CHARGES TAKEN

15 - D. Schneider (5), A. Smith (4), P. Stein (2), A. Trumbower (1), C. Cofield (1), N. Mann (1), A. Payton (1)

W&M STARTING LINEUPS

GAME	GUARD	GUARD	GUARD	FORWARD	FORWARD
at KSU (11/11)	Schneider	Mann	Payton	Kisielius	Stein
Wagner (11/20)	Schneider	Mann	Payton	Kisielius	Stein
at HC (11/25)	Schneider	Mann	Payton	Kisielius	Cofield
at Navy (11/28)	Mann	Payton	Kisielius	Darnell	Stein
JSU (12/1)	Mann	Carrabine	Kisielius	Darnell	Smith
Cornell (12/2)	Trumbower	Payton	Sumner	Cofield	Stein
Towson (12/5)	Trumbower	Mann	Carrabine	Kisielius	Smith
NFU (12/8)	Schneider	Mann	Payton	Kisielius	Stein
UMBC (12/22)	Schneider	Mann	Payton	Kisielius	Stein
Hampton (12/28)	Schneider	Mann	Payton	Kisielius	Stein
Richmond (12/31)	Schneider	Mann	Payton	Kisielius	Stein
at GMU (1/3)	Schneider	Mann	Payton	Kisielius	Stein
NU (1/6)	Schneider	Mann	Payton	Kisielius	Stein
at GSU (1/8)	Schneider	Mann	Payton	Kisielius	Stein
VCU (1/10)	Schneider	Mann	Payton	Kisielius	Stein
at Del. (1/13)	Schneider	Mann	Payton	Kisielius	Stein
GMU (1/7)					
at Hofstra (1/20)					
at ODU (1/24)					
GSU (1/27)					
at VCU (1/29)					
JMU (1/31)					
UNCW (2/3)					
at JMU (2/7)					
at UNCW (2/10)					
Drexel (2/14)					
TBA (2/17)					
at Drexel (2/21)					
ODU (2/24)					

At Delaware on Jan. 13, Smith turned in a career performance with 16 points and nine rebounds. Seven of his nine rebounds came on the offensive glass, while he shot 5-of-9 from the floor. The five field goals made and his perfect 6-of-6 from the charity stripe were both career bests.

In the Tribe's 67-63 upset at George Mason, Smith turned in an outstanding 11-point, four-rebound effort in 14 minutes against a Preseason All-CAA player in Will Thomas. Included in that 11-point scoring effort were a trio of 3-point plays in helping the Tribe notch its first conference road win of the season.

On Dec. 31 versus Richmond and Jan. 10 against VCU, Smith scored 12 points in each contest. He was 4-of-5 from the field and from the free throw line in both contests. He also had a team-high five rebounds against the Rams. In six of his last eight games, Smith has connected on at least four field goals.

Prior to the Tribe's New Years Eve clash with Richmond, Smith had only scored in double figures on one occasion, his career debut against Maine on Nov. 18, 2005. Since then, he has scored in double figures in four of the last six games.

SCHNEIDER EARNS SECOND CAA ROOKIE OF THE WEEK HONOR

Freshman guard David Schneider continued his stellar rookie campaign, earning his second CAA Rookie of the Week honor on Jan. 8. Schneider garnered the accolade after averaging 11.5 points, 5.0 rebounds and 3.0 assists in the Tribe's victories over George Mason (Jan. 3) and Northeastern (Jan. 6). During the two-game stretch, he also connected on 42.9 percent (6-of-14) from 3-point range. Schneider garnered the award earlier this season following his collegiate debut at Kansas State.

In the Tribe's 67-63 win at George Mason, Schneider scored 10 points, pulled down two rebounds and dished out four assists. He made a huge play with 3:38 remaining in the second half. After the Patriots' had pulled even at 57, Schneider pulled down an offensive rebound and connected on a jumper just inside the 3-point arc on the left wing to give W&M a 59-57 lead, an advantage the Tribe would never relinquish. It marked the fifth time in school history that W&M defeated a team that went to the Final Four the previous season. It was the first such victory on the road.

The Phoenix, Ariz., native finished with 13 points and pulled down a team-high eight rebounds in W&M's come-from-behind victory over Northeastern. He equaled a career-high connecting on four 3-point field goals in the victory. With W&M trailing, 57-51, fol-

lowing a 10-1 Northeastern run, Schneider came down the floor and drilled a 3-pointer from the right wing to pull W&M within a single possession. He scored four of the Tribe's final nine points in the comeback.

GUARDS CRASHING THE BOARDS

The W&M guards have been a significant reason for the Tribe's success in the rebounding department this season. The College has outrebounded 11 opponents and holds a 1.7 rebounding margin over its opponents. On 14 occasions and in 11 of the Tribe's 16 games this season, a W&M guard has led the Tribe in rebounding. In fact, all three of the College's starting guards average over 3.5 rebounds per contest, led by senior Adam Payton, who tops the College at 4.1 boards per contest. In total, the Tribe receives nearly 15 rebounds a game from the guard position.

Junior Nathan Mann has led the Tribe in rebounding on five occasions, tied for tops on the team with Peter Stein. Payton has led W&M on four occasions, while freshman David Schneider has had the best mark on three occasions. Three of W&M's top single-game rebounding efforts this season have come from the guard position. Mann posted a season high nine boards against North Florida, while Schneider did the same against Kansas State and Payton pulled the trick at George Mason.

DEFENSIVE INTENSITY

One of the biggest reasons for the Tribe's success has been its play on the defensive end. W&M is allowing only 63.4 points per game this season, the lowest for the College since the 1997-98 season. The Tribe has limited seven opponents to less than 60 points this season, and is a perfect 7-0 in those contests. The College ranks third in the CAA in field goal percentage defense (42.3 percent), while ranking second in the conference in 3-point field goal percentage defense (29.5 percent). The 3-point field goal percentage defense ranks 20th nationally according to kenpom.com.

W&M VS. OPPONENTS

Below is a game-by-game breakdown of how W&M has fared against its opponents in the following categories: Free Throws, Bench Points, Points in the Paint, Second Chance Points and Fast Break Points. W&M stats shown first followed by opponents stats.

GAME	FT	BENCH	PAINT	OFF TO	2ND CHANCE	FB
at KSU (11/11)	10-16	12-13	20-28	9-19	11-28	7-15
Wagner (11/20)	6-11	40-23	40-10	27-10	11-5	9-2
at HC (11/25)	8-17	8-19	30-32	18-15	14-21	2-6
at Navy (11/28)	15-16	36-19	26-30	16-30	14-3	6-16
JSU (12/1)	17-3	27-6	20-36	16-27	12-10	2-8
Cornell (12/2)	16-9	50-9	24-28	17-10	11-4	0-4
Towson (12/5)	14-16	42-18	18-28	19-10	2-8	4-7
NFU (12/8)	16-3	13-6	28-20	14-6	3-4	4-2
UMBC (12/22)	21-13	24-20	20-22	18-8	5-6	6-4
Hampton (12/28)	21-19	17-9	22-18	25-32	10-15	2-2
Richmond (12/31)	14-5	21-13	20-26	7-14	18-16	0-4
at GMU (1/3)	12-13	18-7	30-26	7-17	16-2	4-2
NU (1/6)	14-11	12-10	14-16	9-12	3-6	0-0
at GSU (1/8)	3-7	19-9	24-22	14-7	10-7	0-4
VCU (1/10)	27-31	20-27	26-32	18-28	15-16	6-4
at Del. (1/13)	16-19	27-5	34-14	10-14	16-7	6-4
GMU (1/7)						
at Hofstra (1/20)						
at ODU (1/24)						
GSU (1/27)						
at VCU (1/29)						
JMU (1/31)						
UNCW (2/3)						
at JMU (2/7)						
at UNCW (2/10)						
Drexel (2/14)						
TBA (2/17)						
at Drexel (2/21)						
ODU (2/24)						
Totals	230-209	386-213	396-390	244-259	171-168	58-84

W&M OPPONENT RATINGS

TEAM	COLLEGE RPI.COM	SAGARIN RATINGS
William & Mary	207	195
Kansas State	61	63
Wagner	292	296
Holy Cross	78	107
Navy	211	197
Jacksonville State	330	321
Cornell	216	221
Towson	162	190
North Florida	329	334
UMBC	203	236
Hampton	255	261
Richmond	275	264
George Mason	109	98
Northeastern	181	202
Georgia State	224	229
VCU	82	60
Delaware	268	284
Hofstra	74	92
Old Dominion	73	75
James Madison	315	311
UNC Wilmington	260	228
Drexel	35	70

TEAM	POMERY RATING	REALTIME RPI POWER RATING
William & Mary	177	159
Kansas State	75	76
Wagner	282	293
Holy Cross	117	84
Navy	206	181
Jacksonville State	293	330
Cornell	193	197
Towson	186	170
North Florida	334	333
UMBC	239	222
Hampton	272	261
Richmond	225	252
George Mason	73	123
Northeastern	174	196
Georgia State	248	225
VCU	64	64
Delaware	264	285
Hofstra	110	92
Old Dominion	56	62
James Madison	279	303
UNC Wilmington	210	265
Drexel	83	48

* - as of Jan. 15

MID-MAJOR POLL

CollegeInsider.com Mid-Major Top 25 Jan. 8, 2007

1. Butler (31)	14-1	775	1
2. Northern Iowa	13-2	688	5
3. Southern Illinois	12-3	671	2
4. Drexel	11-2	654	7
5. Missouri State	12-3	645	8
6. Winthrop	11-4	634	3
7. Gonzaga	10-6	549	6
8. Davidson	13-3	548	9
9. Appalachian State	12-3	426	15
10. Old Dominion	10-4	419	14
11. Wichita State	10-5	379	4
12. Western Kentucky	12-5	353	11
13. VCU	11-3	331	18
14. Marist	11-4	328	10
15. Creighton	9-5	311	12
16. Loyola-Chicago	11-5	306	16
17. Hofstra	10-4	292	17
18. Akron	9-4	223	13
19. Santa Clara	11-5	196	19
20. Cal State Fullerton	12-3	162	21
21. Ohio	10-4	144	24
22. Sam Houston State	10-5	133	NR
23. Long Beach State	11-4	94	NR
24. Indiana State	10-4	92	NR
25. UC Santa Barbara	10-4	82	NR

Receiving Votes: Belmont 78, Bradley 76, Texas A&M Corpus Christi 62, Robert Morris 48, Samford 44, North Texas 42, San Diego 34, Siena 31, Oral Roberts 22, Bowling Green 21, Jackson State 21, Princeton 19, Holy Cross 18, Bucknell 17, Utah Valley State 15, Southeastern Louisiana 14, Illinois State 13, Penn 13, Evansville 11, High Point 8, Army 5, College of Charleston 5, Southern Utah 4, Albany 3, William & Mary 2.

W&M OPPONENT RECORDS

OPPONENT	06-07 RECORD	05-06 RECORD
Kansas State	11-6	15-13
Wagner	5-11	13-14
Holy Cross	12-6	20-12
Navy	11-7	10-18
Jacksonville State	3-14	16-13
Cornell	7-8	13-15
Towson	7-9	12-16
North Florida	2-14	6-22
UMBC	6-11	10-19
Hampton	5-10	16-16
Richmond	5-11	13-17
George Mason	9-7	28-7
Northeastern	5-12	19-11
Georgia State	6-10	7-22
VCU	13-3	19-10
Delaware	3-14	9-21
Hofstra	12-5	26-7
Old Dominion	12-5	24-10
James Madison	4-12	5-23
UNC Wilmington	4-11	25-8
Drexel	12-4	15-16
Combined	153-188	372-310

* - Through Jan. 14

Here are some examples of the Tribe's defensive success in 2006-07:

- The College held Richmond without a field goal for the final 15 minutes of the first half in a New Years Eve victory. The Spiders jumped out to a 12-8 led on the Tribe heading into the first media timeout. UR had connected on 6-of-7 from the field over the stretch. The College came out of the timeout with a renewed vigor and held Richmond without a field goal over the final 15 minutes of the first half. The Spiders could only muster a single free throw during the decisive stretch, while misfiring on all 12 of its attempts from the field and turning the ball over eight times.

- W&M held Richmond to only 13 first-half points, in opening up a 14-point advantage. The 13 first-half points were the fewest allowed by the Tribe since Jan. 24, 2001, when James Madison only put up 11 points in the opening stanza.

- On two occasions this season W&M has held its opponent below 45 points. The College held Georgia State nearly 25 points below its season scoring average in a 57-43 victory on Jan. 8. It marked the second time this season W&M held an opponent to less than 45 points. The Tribe held North Florida to 44 total points in a 17-point victory on Dec. 8. The last time W&M held two opponents below 45 points in a single season was during the 1983-84 season when W&M held James Madison to 44 points and East Carolina to 32 points.

- The 43 points scored by Georgia State against W&M was the lowest point total for a Tribe opponent during the Tony Shaver Era. The last time the College held an opponent to fewer than 43 points in a game was Jan. 31, 2001 when W&M held American to 42 points in a 51-42 victory.

ENDING STREAKS

The Tribe's victory at George Mason on Jan. 3 brought an end to a number of streaks. The win snapped an eight-game winning streak in the series for George Mason, and marked the first Tribe victory in Fairfax, Va., since the 1997-98 season. The Tribe also snapped George Mason's 14-game home conference winning streak that span nearly two years.

LEAD-DEFICIT COMPARISON

OPPONENT	LARGEST LEAD	LARGEST DEFICIT	RESULT
at Kansas State	11 - (1st - 11:13)	14 - (2nd - 1:41)	L, 60-70
Wagner	27 - (2nd - 3:21)	Never	W, 77-53
at Holy Cross	Never	13 (1st - 10:30)	L, 57-66
at Navy	Never	25 - (2nd - 3:43)	L, 63-79
Jacksonville State	10 - (2nd - 5:02)	3 - (2nd - 11:06)	W, 59-56
Cornell	5 - (OT - 0:01)	13 - (2nd - 5:00)	W, 73-68 (OT)
Towson	2 - (1st - 18:31)	17 - (2nd - 19:20)	L, 60-73
North Florida	20 - (2nd - 0:38)	1 - (2nd - 14:16)	W, 61-44
UMBC	19 - (1st - 1:23)	1 - (1st - 19:27)	W, 70-58
Hampton	15 - (2nd - 3:42)	3 - (1st - 2:15)	W, 72-67
Richmond	17 - (2nd - 6:34)	5 - (1st - 16:54)	W, 61-53
at George Mason	7 - (2nd - 9:57)	7 - (1st - 14:06)	W, 67-63
Northeastern	7 - (2nd - 18:25)	7 - (1st - 16:10)	W, 60-57
at Georgia State	19 - (2nd - 1:34)	3 - (1st - 18:55)	W, 57-43
VCU	6 - (1st - 15:50)	14 - (2nd - 19:23)	L, 77-88
at Delaware	1 - (1st - 17:36)	22 - (2nd - 6:45)	L, 62-77
George Mason			
at Hofstra			
at Old Dominion			
Georgia State			
at VCU			
James Madison			
UNC Wilmington			
at James Madison			
at UNC Wilmington			
Drexel			
ESPN BracketBusters			
at Drexel			
Old Dominion			

GUNNERS

Juniors Laimis Kisielius and Kyle Carrabine are enjoying two of the best seasons in W&M from beyond the 3-point arc. While both have yet to reach the 75-attempt minimum for eligibility into the single-season 3-point percentage rankings, they are both well on way to etching their names into the Tribe record books. Kisielius has connected on 42.9 percent (21-of-49) from 3-point range, while Carrabine has hit on 39 percent (16-of-41) from deep. If those numbers hold true throughout the rest of the season, they would rank as two of the top 10 performances in school history. Kisielius' 3-point field goal percent would also rank as the fourth-best in school history, while Carrabine's percentage would rank ninth in school history.

W&M SINGLE-SEASON 3-POINT FIELD GOAL PERCENTAGE

(minimum 75 Attempts)

Player	Year	3PM-3PA	Pct.
1. Greg Burzell	1988	75-170	.441
2. Brendan Connor	1992	34-78	.436
3. Bobby Fitzgibbons	1996	57-131	.435
4. Laimis Kisielius	2007	21-49	.429
5. Jim Moran	1999	44-106	.415
6. Matt Verkey	1993	50-121	.413
7. Nathan Mann	2006	51-124	.411
8. Bobby Fitzgibbons	1997	62-157	.395
9. Kyle Carrabine	2007	16-41	.390

COMEBACK KIDS

W&M overcame halftime deficits in back-to-back games in January, marking the first time in 16 years the Tribe has accomplished the feat. At George Mason on Jan. 3, the Tribe trailed 33-31 at the break, before leading the majority of the second half on it way to a 67-63 win over the 2006 Final Four participant. On Jan. 6, W&M once again trailed at the half, 27-26, to Northeastern, before rallying to score the game's final nine points and record a 60-57 victory.

STARTERS-BENCH COMPARISON

OPPONENT	TOTAL	POINTS	REBOUNDS
	POINTS-REBOUNDS	STARTERS-BENCH	STARTERS-BENCH
at Kansas State	60-37	48-12	21-10
Wagner	77-42	37-40	15-25
at Holy Cross	57-32	49-8	21-7
at Navy	63-30	27-36	13-14
Jacksonville State	59-47	32-27	21-21
Cornell	73-33	23-50	12-14
Towson	60-26	18-42	8-16
North Florida	61-35	48-13	21-6
UMBC	70-23	46-24	10-9
Hampton	72-25	55-17	12-8
Richmond	61-40	40-21	31-9
at George Mason	67-36	49-18	22-12
Northeastern	60-35	48-12	20-9
at Georgia State	57-34	38-19	26-4
VCU	77-27	57-20	17-7
at Delaware	62-32	35-27	17-11
George Mason			
at Hofstra			
at Old Dominion			
Georgia State			
at VCU			
James Madison			
UNC Wilmington			
at James Madison			
at UNC Wilmington			
Drexel			
ESPN BracketBusters			
at Drexel			
Old Dominion			

TRIBE BY THE NUMBERS

- 2** Number of CAA Rookie of the Week awards won by freshman guard David Schneider
- 4** Number of W&M TV games at home in 2006-07
- 7** Number of non-conference wins the Tribe has in 2006-07, the most since it had eight in 1992-93
- 8** Number of times Alex Smith has led W&M in bench scoring, including a career-high 16 at Delaware on Jan. 13
- 13** W&M overcame a 13-point deficit in the final five minutes against Cornell, before winning in overtime
- 26** Career-high point total scored by senior guard Adam Payton vs. VCU on Jan. 10.
- 50** Points the W&M bench scored in an overtime victory over Cornell
- 107** Number of career 3-pointers by junior guard Nathan Mann
- .295** 3-point field goal percentage Tribe opponents are shooting in 2006-07, which ranks second in the CAA
- 540** Number of career rebounds for Corey Cofield which ranks 19th in school history
- .833** Free throw percentage of Adam Payton, the fourth-best mark in the CAA
- 1,042** Number of All-time victories at W&M
- 4,675** Number of miles from Vilnius, Lithuania (home of Laimis Kisielius) to Williamsburg, Va.

CAA

	CAA		Overall	
	W-L	Pct.	W-L	Pct.
VCU	6-0	1.000	14-3	.824
Hofstra	5-1	.833	12-5	.706
Old Dominion	5-1	.833	12-5	.706
Drexel	4-2	.667	12-4	.750
William and Mary	3-3	.500	10-6	.626
George Mason	3-3	.500	9-7	.563
Northeastern	3-3	.500	5-12	.294
Towson	2-4	.333	7-9	.438
Georgia State	2-4	.333	6-10	.375
UNC Wilmington	1-5	.167	4-11	.267
James Madison	1-5	.167	4-12	.250
Delaware	1-5	.167	3-14	.176

CAA SCHEDULE/RESULTS

Jan. 8

- *W&M def. Georgia State, 57-43
- *Towson def. Delaware, 75-68
- *Drexel def. JMU, 65-54
- *George Mason def. UNCW, 55-34
- *Hofstra def. ODU, 70-58
- *VCU def. Northeastern, 64-44

Jan. 10

- *ODU def. Delaware, 83-48
- *Northeastern def. Georgia State, 84-69
- *UNCW def. JMU, 80-66
- *VCU def. W&M, 88-77

Jan. 11

- *George Mason def. Towson, 73-44
- *Hofstra def. Drexel, 55-53 (OT)

Jan. 13

- *Northeastern def. Hofstra, 84-74
- *Georgia State def. UNCW, 59-54
- *George Mason def. JMU, 73-52
- *ODU def. Drexel, 84-57
- *Delaware def. W&M, 77-62
- *VCU def. Towson, 85-77

Jan. 15

Towson at Loyola (Md.) 7:00 pm

Jan. 16

*George Mason at W&M 7:00 pm

Jan. 17

*Georgia State at Delaware 7:00 pm
 *ODU at JMU 7:00 pm
 *Northeastern at Drexel 7:30 pm
 *UNCW at VCU 7:30 pm

Jan. 18

*Towson at Hofstra 7:30 pm

Jan. 20

*Drexel at Delaware 12:00 pm
 *JMU at Georgia State 2:00 pm
 *UNCW at Towson 3:30 pm
 *Northeastern at George Mason 4:00 pm
 *W&M at Hofstra 4:00 pm
 *ODU at VCU 5:30 pm

Jan. 24

*Delaware at Towson 7:00 pm
 *Drexel at UNCW 7:00 pm
 *VCU at George Mason 7:00 pm
 *Hofstra at Georgia State 7:00 pm
 *JMU at Northeastern 7:00 pm
 *W&M at ODU 7:00 pm

The last time W&M tallied back-to-back wins when rallying from a halftime deficit was during the 1990-91 season. On Nov. 27, 1990, W&M trailed Davidson, 28-27, on the road, but notched a one-point, 59-58, victory. Two days later, Army led W&M, 34-33, at the break, but the College picked up a 73-71 win with a second-half surge.

BENCH SCORING

W&M head coach Tony Shaver felt that his 2006-07 Tribe team would be the deepest he has had in his four seasons at the helm. The Tribe's play off the bench this season has echoed Shaver's sentiments.

This season, the College has averaged 24.1 points per game from its reserves, outscoring its opponents by an average of 11 points off the bench. The Tribe has outscored its opponents off the bench on 13 occasions and is 10-3 in those contests. Sophomore forward Alex Smith leads the way, topping the Tribe off the bench on eight occasions.

On four occasions this season the Tribe bench has outscored the starters. In Tribe contests with Wagner, Cornell and Towson, the W&M bench scored over 40 points. In the 24-point win over the Seahawks, the bench held a 40-37 advantage over the starters, while the reserves scored 50 points, led by the 21 from junior Laimis Kisielius against Cornell. The Tribe held a 42-18 scoring advantage over Towson on Dec. 5.

The 40-plus point efforts off the bench against Wagner, Cornell and Towson marked the third, fourth and fifth times under head coach Tony Shaver that W&M scored 40 or more points off the bench. In each of the last two seasons, the Tribe accomplished the feat. Last season, the College tallied 42 points off the bench in the season-opening victory over Maine. On Dec. 1, 2004, the W&M subs scored 42 points in a victory over Longwood. The 50 points off the bench against Cornell were the most under Shaver.

Leading W&M Bench Scorers

Date	Opponent	Leading Scorer	Total W&M Bench Scoring
11/11	at Kansas State	Cofield (4)	12
11/20	Wagner	Sumner (12)	40
11/25	at Holy Cross	Smith (3) Stein (3)	8
11/28	at Navy	Trumbower (12)	36
12/1	JSU	Payton (18)	27
12/2	Cornell	Kisielius (21)	50
12/5	Towson	Schnedier (18)	42
12/8	North Florida	Carrabine (5)	13
12/22	UMBC	Smith (9)	24
12/28	Hampton	Smith (8)	17
12/31	Richmond	Smith (12)	21
1/3	at George Mason	Smith (11)	18
1/6	Northeastern	Carrabine (6)	12
1/8	at Georgia State	Smith (7)	19
1/10	VCU	Smith (12)	20
1/13	at Delaware	Smith (16)	27

HOME SWEET HOME

Three of the Tribe's first four games during the 2006-07 season were on the road, but W&M made a triumphant return home. The College won six games during a seven-game December home stand, while also claiming the W&M Tip-Off Classic in the process. The seven-game home stand was the longest for the College since a similar seven-game stretch to end the 1980-81 regular season.

The Tribe is 8-2 at Kaplan Arena this season. During head coach Tony Shaver's four seasons at the helm, the Tribe is 16-3 against non-conference foes at Kaplan Arena. The College has a 24-25 overall record in Williamsburg during Shaver's tenure.

GETTING TO THE FREE THROW LINE

When the Tribe gets to the free throw line 20 or more times, there is a good chance the contest will end in a victory. This season, W&M has had 20 or more attempts from the charity stripe on nine occasions and is 6-3 in those contests. Over the last three seasons, the College is 22-16 (.579) when attempting 20 or more from the free throw line.

DIFFERENCE AT THE CHARITY STRIPE

W&M has been productive from the free throw line in late game situations. While the Tribe is shooting 68.9 percent from the charity stripe on the year, the number jumps significantly late in the game. With five minutes or less remaining in a contest, the College has shot 77.1 percent from the line. Below is a player-by-player breakdown of how W&M has fared at the foul line with five minutes or less remaining in the game and in overtime:

Player	FT	FT%
Corey Cofield	2-2	1.000
Adam Trumbower	9-of-10	.900
Nathan Mann	6-of-7	.857
Adam Payton	22-of-26	.846
Alex Smith	5-of-6	.833
Laimis Kisielius	22-of-27	.815
Danny Sumner	2-of-3	.667
David Schneider	12-of-19	.632
Kyle Carrabine	1-of-2	.500
Steven Hess	1-of-2	.500
Peter Stein	1-of-4	.250
Marcus Barnett	0-of-1	.000
Total	84-of-109	.771

50 PERCENT EQUALS VICTORIES

The Tribe has been flawless under head coach Tony Shaver when it hits on 50 percent or better from the floor. W&M has notched a trio of victories this season when shooting over 50 percent from the floor. It marked the 11th, 12th and 13th times in Shaver's four years at the helm that W&M shot 50 percent or better from the field. In all 13 of those contests, W&M has walked away with a victory. Here is a look at the Tribe's 50 percent or better shooting from the field under Shaver:

Date	Team	Result	Percentage (FGM-FGA)
12/28/06	Hampton	W, 72-67	.512 (21-41)
12/22/06	UMBC	W, 70-58	.500 (21-42)
11/20/06	Wagner	W, 77-53	.500 (32-64)
2/4/06	Georgia State	W, 90-73	.633 (31-49)
1/28/06	James Madison	W, 86-68	.518 (29-56)
12/21/05	UNC Greensboro	W, 83-73	.536 (30-56)
11/26/05	Campbell	W, 93-79	.589 (33-56)
1/26/05	Towson	W, 83-65	.521 (25-48)
12/1/04	Longwood	W, 90-60	.500 (30-60)
1/28/04	at James Madison	W, 99-86	.600 (33-55)
1/26/04	Old Dominion	W, 86-77	.545 (30-55)
12/30/03	Campbell	W, 82-67	.500 (29-58)
11/23/03	Liberty	W, 91-64	.540 (34-63)

STIFLING DEFENSE

The Tribe held each of its first three opponents below 37 percent shooting from the floor. The College held Kansas State to 30 percent (24-of-80) shooting. W&M followed that performance by holding Wagner to 32.7 percent (17-of-52) and Holy Cross to 36.7 percent (22-of-60). It marks the best defensive three-game stretch for the Tribe since the 1999-2000 season. The Tribe held The Citadel (32 percent (16-of-50) on Dec. 2), UNC Wilmington (35.5 percent (18-of-53) on Dec. 6) and American (31.8 percent (14-of-44) on Dec. 9) below the mark during the campaign.

W&M has also kept its opponents at bay from beyond the 3-point arc. Kansas State shot only 20.7 percent (6-of-29) from 3-point range, while Wagner was 8-of-31 from downtown for a 25.8 percent shooting clip. Holy Cross hit on only 5-of-25 attempts from 3-point range for a 20 percent average. It marked the first time W&M held three straight opponents to less than 26 percent shooting from 3-point range since the 2001-02 season. During that stretch, W&M held Towson (7.7 percent (1-of-13) on Feb. 2), James Madison (13.3 percent (2-of-15) on Feb. 4) and Hampton (18.8 percent (3-of-16) on Feb. 6) below 20 percent from 3-point range.

TRIBE IN THE CAA RANKINGS

as of Jan. 15

TEAM (W&M TOP 6 ONLY)

Scoring Defense
5. W&M..... 63.4

Scoring Margin
6. W&M..... +1.3

Field Goal Pct. Defense
4. W&M..... .423

3-Point Field Goal Pct. Defense
2. W&M..... .295

Rebounding Defense
3. W&M..... 31.7

Rebounding Margin
4. W&M..... +1.7

Assists
6. W&M..... 12.94

Offensive Rebounds
T6. W&M..... 10.75

Defensive Rebounds
6. W&M..... 22.63

3-Point Field Goals Made
6. W&M..... 6.50

INDIVIDUAL

Points
16. Adam Payton 12.9

Field Goal Percentage
14. Adam Payton434

Assists
10. David Schneider 3.08

Free Throw Pct.
4. Adam Payton833
9. Laimis Kisielius743

Steals
5. Adam Payton 1.69

3-Point Field Goal Pct.
13. David Schneider355

3-Point Field Goals Made
8. David Schneider 2.08

Assist/Turnover Ratio
9. David Schneider 1.43

W&M INDIVIDUAL SUPERLATIVES

	06-07	CAREER
DOUBLE-DIGIT SCORING GAMES		
Corey Cofield	0	53
Laimis Kisielius	9	30
Nathan Mann	6	25
Adam Payton	12	17
David Schneider	7	7
Alex Smith	4	5
Peter Stein	1	4
Kyle Carrabine	1	1
Danny Sumner	1	1
Adam Trumbower	1	1
Marcus Barnett	0	0
Chris Darnell	0	0
Steven Hess	0	0
Chris Stratton	0	0

20-POINT GAMES		
Corey Cofield	0	12
Laimis Kisielius	2	3
Nathan Mann	0	2
Adam Payton	1	2

10-REBOUND GAMES		
Corey Cofield	0	13

5-ASSIST GAMES		
Nathan Mann	0	5
David Schneider	3	3
Laimis Kisielius	1	3
Adam Trumbower	1	2
Adam Payton	0	1

DOUBLE-DOUBLES		
Corey Cofield	0	12

CAREER DOUBLE-DOUBLES

COREY COFIELD (12)		
21 pts, 11 reb. at Delaware (1/21/04)		
15 pts, 10 reb. vs. Old Dominion (1/26/04)		
25 pts, 10 reb. vs. JMU (2/4/04)		
18 pts, 13 reb. at Drexel (2/7/04)		
13 pts, 13 reb. vs. Hofstra (2/14/04)		
18 pts, 11 reb. vs. Towson (2/18/04)		
24 pts, 10 reb. vs. Radford (11/20/04)		
22 pts, 12 reb. vs. VCU (1/22/05)		
21 pts, 11 reb. at UNC Wilmington (2/9/05)		
11 pts, 13 reb. at Towson (2/26/05)		
15 pts, 11 reb. vs. JMU (CAA) (3/4/05)		
19 pts, 11 reb. at Northeastern (2/2/06)		

TONY SHAVER - A HALL OF FAMER

In each of his previous two stops before taking over the Tribe program, head coach Tony Shaver has enjoyed great success and been inducted into the Hall of Fame at each school. In 2004, Shaver was inducted into the Hampden-Sydney College Hall of Fame after coaching the Tiger program to eight ODAC Championships, 11 NCAA Tournament appearances and two Final Fours. He had 358 career victories and a .747 winning percentage at Hampden-Sydney. On Nov. 11, 2005, Shaver was inducted into the Episcopal High School (Alexandria, Va.) Hall of Fame. He coached at the school for 10 seasons (1977-86), winning 73 percent of his games and two IAC championships. After the 1986 season, he was named the Virginia State Private School Coach of the Year and his team was ranked first in Northern Virginia by the *Alexandria Gazette*.

TIP-OFF COMEBACK

The Tribe overcame a 13-point deficit with five minutes remaining to defeat Cornell in the championship game of the W&M Tip-Off Classic. It marked the first time the Tribe overcame a deficit when trailing at the five-minute mark of the second half since Feb. 11, 2006. In that contest, W&M trailed James Madison 66-58 before scoring 13 of the final 17 points of the game to tally the victory.

The contest against James Madison was also the last time W&M overcame a double-digit deficit to claim a victory. The Tribe trailed the Dukes, 61-50, with 9:07 left in the second half. In the final five minutes against Cornell, the Tribe outscored the Big Red, 16-3. W&M held its opponent to 0-of-2 from the floor and forced six turnovers.

W&M overcame its fourth double-digit deficit under head coach Tony Shaver. The Tribe also trailed Radford by 11, 25-14, in the first half of the 2004 W&M Tip-Off Classic, before storming back for an 81-76 win. In Shaver's first season, the College trailed UNC Wilmington by 13, 24-11, in the first half, before rallying for a 67-66 overtime victory.

FORMER TRIBE STANDOUT NAMED TO START BUDESLEGA ALL-STAR GAME

Former William and Mary men's basketball standout Adam Hess was voted a starter for the North squad at the Budesliga All-Star game in Germany. Playing for the Artland Dragons of Quackenbrueck in Germany's top professional basketball league, Hess received the second most votes overall and the most on the North side. He received 29 percent of more than 40,000 votes cast. Robert Garrett of Brose Baskets Bamberg was the only player to receive a higher percentage at 37 percent as a shooting guard for the South squad. The Budesliga All-Star game is slated for Jan. 29 and will be broadcast live to a national television audience in Germany.

Hess is enjoying an impressive season for Artland, which sits in fourth place in the 18-team Budesliga at 10-5. The Gross Pointe, Mich., native leads the Budesliga in scoring at 20.7 points per game, while ranking fifth in efficiency rating (249) and sixth in efficiency rating per game (16.6). Hess has scored in double figures in 13 of 15 games for Artland, including 10 games of 20 or more points. He scored a season-high 33 on 11-of-18 from the floor, including five 3-point field goals against BG Karlsruhe on Nov. 4.

TRIBE ON TELEVISION

The Tribe men's basketball program has four home televised games at Kaplan Arena as part of the largest broadcast schedule in Colonial Athletic Association history. Coming off the best season in the 22-year history of the CAA, the league will have a total of 75 games broadcast on TV, including 28 on the various ESPN platforms. As part of new multi-platform agreement with ESPN, the CAA will have three regular season contests as well as the CAA Championship on ESPN or ESPN2, six games on ESPNU and five games syndicated on ESPN Regional. The league will have its largest Comcast syndicated package featuring 30-plus games on Comcast SportsNets, SportsNet New York, CSS and CN8.

The Tribe is 1-1 in TV so far this season. After dropping its first contest to Towson on Dec. 5, the Tribe cameback for a 60-57 win over Northeastern on Jan. 6. The Tribe's contests against George Mason (Jan. 16) and UNC Wilmington (Feb. 3) at home will both be televised.

The College's home game with George Mason was originally scheduled for Jan. 17, but has been moved up to Tuesday, Jan. 16. The game will be part of the CAA's ESPN Platform agreement and will be televised on ESPN Regional Television at 7 p.m. W&M will host its final television game of the season when UNC Wilmington heads to Williamsburg on Feb. 3. Tip-off is slated for 7 p.m. and the game will be televised on UNCW-TV.

W&M PLAYERS IN THE PROS

Five former W&M players are currently playing professionally overseas, including three who graduated within the last three years. All five are playing in their country's top division of professional basketball.

TODD CAUTHORN

Sheffield Sharks (England - BBL)

Scored eight points and pulled down two rebounds in an 84-83 loss on Jan. 1 to the Guildford Heat ... Ranks among the league leaders in blocked shots (seventh at 0.77 per game), free throw shooting (seventh at 83.3 percent), 3-point field goal percentage (ninth at 40 percent) and field goal percentage (14th at 51.1 percent) ... Averaging 10.3 points and 4.2 rebounds per game for the Sheffield Sharks as of Dec. 19 ... In total, has played 11 years in Europe.

ZEB COPE

Entente Orleans 45 (France - LNB)

Scored 10 points on 3-of-5 shooting to go along with five rebounds in a 67-61 win over Clermont on Dec. 16 ... Tallied a team and season-high 18 points in a 89-79 loss to Le Havre on Dec. 9 ... Orleans has won seven of its last eight games and is tied for fourth in the LNA with 24 points and a 9-6 record ... Averaging 9.3 points and 5.3 rebounds per game ... Helped Boncourt from the top division in Switzerland advance to the finals of the LNA Championship in 2005-06, after the team claimed the Swiss regular season crown with an 18-4 record ... Ranked fifth in the LNA with 9.8 rebounds per game last season.

ADAM HESS

Artland Dragons of Quackenbrueck (Germany - BBL)

Voted the starter at forward for the North squad in the Bundesliga All-Star Game ... Leads the German Bundesliga in scoring as the only player averaging over 20 points per game at 20.7 ... Ranks fifth in league in overall efficiency at 249 and sixth in efficiency per game at 16.6 ... Averaging 5.3 rebounds per game, which ranks third on the team ... Artland is fourth in the 18-team Bundesliga at 10-5 ... Scored 20 points and pulled down six rebounds in a 76-70 victory over RheinEnergie Koln on Dec. 29 ... Played for the Phoenix Suns during the Toshiba Las Vegas Summer League, and averaged 18.2 minutes, 8.8 points, 2.6 rebounds and one assist, while shooting 64 percent from the field ... Played two seasons with BK Nymburk in the NBL, the top division in the Czech Republic, helping the team to back-to-back league titles ... Named to the Czech league's All-Imports list and second-team all-league after ranking fourth in the NBL in the value index ratings in 2005-06.

JIM MORAN

Gran Canaria (Spain - ACB)

Averaging 8.9 points and 3.0 rebounds per game, while shooting 40 percent from 3-point range and 75 percent from the free throw line for Gran Canaria ... Gran Canaria is 8-7 in the ACB following a two-game winning streak ... Tallied eight points, including a pair of 3-pointers, to go along with three assists and two rebounds in an 86-73 victory over Bruesa GBC on Dec. 30 ... Scored nine points on 4-of-7 shooting in an 89-87 win over MMT Estudiantes on Dec. 22 ... Helped Gran Canaria reach the ACB (top division) playoffs and finish the year fifth in the regular season with a 20-14 record in 2005-06 ... In his seventh season with the team, after starting 29 of the team's 34 regular season games in 2005-06, averaging 7.2 points and shooting 47 percent from 3-point range ... Has played six years in Spain.

SHERMAN RIVERS

BK Sadska (Czech Republic - NBL)

Averaging 12.6 points, 3.9 rebounds and 1.8 assists, all of which rank second on the team ... Finished with 13 points in a 110-92 loss to BK Synthesia Pardubice on Jan. 2 ... BK Sadska as it improved to 4-13 in the NBL ... Has a value index per game of 12.8 ... Averaged 13.8 points and 2.8 rebounds per game in his first season (2005-06) with BK Sadska.

Updated as of Jan. 5

GENERAL INFORMATION

NAME	The College of William & Mary
LOCATION	Williamsburg, Va.
FOUNDED	1693 (2nd oldest college in U.S.)
UNDERGRADUATE ENROLLMENT	5,700
NICKNAME	Tribe
COLORS	Green, Gold and Silver
ARENA (CAPACITY)	Kaplan Arena at William and Mary Hall (8,600)
AFFILIATION	NCAA Division I
CONFERENCE	Colonial Athletic Association
PRESIDENT	Gene R. Nichol
ALMA MATER	Oklahoma State, 1973
CHANCELLOR	Sandra Day O'Connor
ALMA MATER	Stanford, 1950
DIRECTOR OF ATHLETICS	Terry Driscoll
ALMA MATER	Boston College, 1969
SR. ASSOC. AD/SWA	Barbara Blosser
ALMA MATER	Ohio State, 1975
ATHLETICS DEPT. PHONE	(757) 221-3400
TICKET OFFICE PHONE	(757) 221-3340

MEN'S BASKETBALL INFORMATION

HEAD COACH	Tony Shaver
ALMA MATER	North Carolina, 1976
RECORD AT W&M	33-68 (Fourth Season)
CAREER RECORD	391-189 (21st Season)
ASSISTANT COACHES	Dee Vick (Hamptden-Sydney, 1994) Antwon Jackson (Pikeville College, 1993) Ben Wilkins (North Carolina State, 2001)
2005-06 RECORD	8-20
CONFERENCE RECORD/FINISH	3-15/T10th
CAA TOURNAMENT RECORD	0-1 (.000)
STARTERS RETURNING/LOST	3/2
LETTERWINNERS RETURNING/LOST	10/5
FIRST YEAR OF BASKETBALL	1905-06
ALL-TIME RECORD	1042-1196 (.466)
NCAA TOURNAMENT APPEARANCES	None
NIT APPEARANCES	1 (1983)
LAST POSTSEASON OPPONENT	Virginia Tech (3/17/83), L 79-85

TEAM BIRTHDAYS

Laimis Kisielius	1/24/85
Head Coach Tony Shaver	1/28/54
Adam Payton	2/10/84
Steven Hess	3/3/87
Assistant Coach Dee Vick	5/10/71
Assistant Coach Antwon Jackson	5/14/68
David Schneider	5/18/87
Marcus Barnett	5/21/86
Nathan Mann	7/17/85
Assistant Coach Ben Wilkens	9/26/78
Chris Stratton	9/29/85
Kyle Carrabine	10/10/85
Corey Cofield	10/17/84
Peter Stein	10/20/86
Alex Smith	11/24/86
Chris Darnell	12/3/86
Danny Sumner	12/6/87
Adam Trumbower	12/10/84

NATIONAL POLLS

ESPN/USA TODAY COACHES POLL (JAN. 15)

1. Florida (23)	16-2	764	2
2. UCLA (6)	15-1	738	3
3. Wisconsin (2)	17-1	714	4
4. North Carolina	15-2	683	1
5. Kansas	15-2	631	6
6. Pittsburgh	16-2	590	7
7. Ohio State	14-3	581	5
8. Texas A&M	15-2	553	9
9. Alabama	14-2	459	13
10. Oregon	16-1	458	17
11. Air Force	17-1	448	15
12. Arizona	13-3	435	8
13. Nevada	16-1	392	15
14. Oklahoma State	15-2	334	10
15. Butler	15-2	323	12
16. Clemson	17-1	307	14
17. Duke	14-3	304	11
18. Memphis	13-3	264	19
19. LSU	12-4	226	18
20. Notre Dame	15-2	160	NR
21. Washington State	15-3	100	23
22. Maryland	15-3	95	25
23. Texas	13-3	90	NR
24. Tennessee	13-4	79	20
25. Virginia Tech	13-4	66	NR

RECEIVING VOTES: Connecticut 62, Kentucky 43, West Virginia 37, Marquette 31, Syracuse 14, UNLV 13, Boston College 10, Indiana 10, Southern California 9, New Mexico State 8, Georgia Tech 7, Stanford 6, Arkansas 5, Creighton 5, Southern Illinois 5, Michigan State 4, Missouri State 4, Northern Iowa 3, Georgetown 2, Washington 2, Virginia Commonwealth 1.

ASSOCIATED PRESS POLL (JAN. 15)

1. Florida (43)	16-2	1,761	2
2. Wisconsin (21)	17-1	1,722	3
3. UCLA (7)	15-1	1,666	4
4. North Carolina (1)	15-2	1,552	1
5. Kansas	15-2	1,527	6
6. Pittsburgh	16-2	1,396	7
7. Ohio State	14-3	1,348	5
8. Texas A&M	15-2	1,310	8
9. Oregon	16-1	1,204	15
10. Alabama	14-2	1,139	14
11. Arizona	13-3	997	10
12. Oklahoma State	15-2	894	9
13. Air Force	17-1	786	18
14. Duke	14-3	758	11
15. Nevada	16-1	699	19
16. LSU	12-4	658	13
17. Memphis	13-3	642	20
18. Butler	15-2	620	12
19. Clemson	17-1	508	17
20. Notre Dame	15-2	466	22
21. Texas	13-3	404	25
22. Tennessee	13-4	295	16
23. Virginia Tech	13-4	250	NR
24. Marquette	15-4	185	NR
25. Kentucky	14-3	168	NR

RECEIVING VOTES: Washington State 128, Maryland 81, Connecticut 71, West Virginia 21, Georgia Tech 18, Georgetown 17, Indiana 17, Boston College 17, USC 15, Syracuse 14, Creighton 13, Southern Illinois 11, Arkansas 7, New Mexico State 5, Northern Iowa 2, UNLV 2, Virginia Commonwealth 2, Old Dominion 1, Missouri State 1, Davidson 1, Gonzaga 1.

TRIBE ADDS PAIR OF SIGNEES FOR 2007-08

The William and Mary men's basketball program and head coach Tony Shaver announced the signing of two players, 6-9, 240-pound power forward Marcus Kitts (Holly Springs, N.C.) and 6-4, 190-pound guard Valeriu 'Vali' Lazarescu (Brossard, Quebec, Canada), to National Letters of Intent on Nov. 9. The duo will begin competition for the Tribe during the 2007-08 season.

"It is a great day for the College of William and Mary basketball program," Shaver said. "We are adding two quality young men in Marcus Kitts and Valeriu Lazarescu to our basketball family. Our main objective with our fourth recruiting class was to be highly selective and sign difference makers. We are confident we accomplished both those goals by signing Marcus and Vali. Both players are home runs for our program. They come from great family backgrounds and have what it takes to be impact players for our ball club."

MARCUS KITTS - F - 6-9 - 240 - HOLLY SPRINGS, N.C. (MIDDLE CREEK)

Kitts averaged 19 points and 12 rebounds as a junior. He scored 419 points in 2005-06, including a season-high 36 against Lee County on Jan. 3. Each of the last two seasons, Kitts earned All-Tri-Seven Conference honors. As a sophomore in 2004-05, he averaged 13.5 points, 7.0 rebounds and 2.2 blocks per game.

"Marcus was the easiest evaluation I have made in my 30 years of coaching," Shaver said. "The first time I saw Marcus, he scored more than 30 points and grabbed over 20 rebounds in a 4A basketball game in the Raleigh, N.C., area. I knew he was our guy, and we just had to find a way to sign him. Marcus is a very talented athlete who has yet to realize his potential. He has exceptional hands and a rare knack for rebounding the ball above the rim. The bigger the game and the better the competition, the better Marcus plays. He is fearless, and he welcomes challenges from opposing teams and players."

The power forward was a 2006 McDonald's All-American Nominee. He earned MVP honors at the 2006 North Carolina State Games Tournament. After receiving interest from UNC Wilmington, Iowa, West Virginia, Davidson and Tennessee, Kitts chose to play collegiate basketball for the Tribe. He spent the summer of 2006 adding muscle to his game, bulking up nearly 20 pounds. Kitts is known as an all-out player who will bang in the paint. He gets off the floor quickly and rebounds on the interior with a purpose.

VALERIU LAZARESCU - G - 6-4 - 190 - BROSSARD, QUEBEC (CHAMPLAIN ST. LAMBERT)

Lazarescu is an athletic player and a flat-out scorer. He plays for head coach John Dangelas, regarded as one of the top coaches in Canada, at the College of Champlain St. Lambert in Montreal, Quebec, which is known for producing Division I talent. Lazarescu chose the Tribe over American, Princeton, Evansville, Toledo and Boston University.

"I am so thankful Coach John Dangelas allowed us to get involved with Vali at such a late date in the recruiting process," Shaver said. "Vali is a big guard with tremendous athleticism. He is the winner of multiple Canadian dunk contests. He can finish in transition above the rim, shoot from the perimeter and rebound from the guard position."

This season, Lazarescu led Champlain to the Hagen title with a perfect 5-0 mark. He earned tournament MVP honors and led Cavaliers to a 97-39 win over Algonquin in the title game with a team-high 22 points. He has enjoyed an exceptional final season at Champlain, also averaging 20 points per game at the Prep Canada Challenge against top teams from Toronto and Ottawa. At the 2005-06 Canadian Colleges Athletic Association (CCAA) Nationals, Lazarescu helped his Champlain team to a bronze medal.

NUMERICAL ROSTER

No.	Name	Pos.	El./Cl.	Ht.	Wt.	Hometown/High School
00	Steven Hess	F/C	Fr./Fr.	6-10	225	Charlotte, N.C./Gaston Day School
2	David Schneider	G	Fr./Fr.	6-3	175	Phoenix, Ariz./Brophy Prep
3	Adam Trumbower	G	Sr./Sr.	6-3	190	Roanoke, Va./Cave Spring
4	Alex Smith	F	So./So.	6-5	250	Greenville, S.C./Oak Hill Academy (Va.)
11	Nathan Mann	G	Jr./Jr.	6-2	190	Overland Park, Kan./St. Thomas Aquinas
12	Marcus Barnett	G	Jr./Jr.	6-2	195	Hampton, Va./Phoebus
13	Laimis Kisielius	F	Jr./Jr.	6-8	210	Vilnius, Lithuania/Miller School (Va.)
15	Peter Stein	F	So./So.	6-9	225	Houston, Texas/Westbury Christian
20	Kyle Carrabine	G	Jr./Jr.	6-7	205	Naperville, Ill./Neuqua Valley
22	Danny Sumner	F	Fr./Fr.	6-7	190	Fairfax, Va./Paul VI
23	Chris Darnell	F	So./So.	6-8	210	Fredericksburg, Va./North Stafford
24	Adam Payton	G	5th/Sr.	6-3	195	Burlington, N.J./The Lawrenceville School
25	Chris Stratton	F	Jr./Jr.	6-6	205	Burke, Va./Lake Braddock
45	Corey Cofield	F	Sr./Sr.	6-5	245	Newton, Mass./Roxbury Latin

ALPHABETICAL ROSTER

No.	Name	Pos.	El./Cl.	Ht.	Wt.	Hometown/High School
12	Marcus Barnett	G	Jr./Jr.	6-2	195	Hampton, Va./Phoebus
20	Kyle Carrabine	G	Jr./Jr.	6-7	205	Naperville, Ill./Neuqua Valley
45	Corey Cofield	F	Sr./Sr.	6-5	245	Newton, Mass./Roxbury Latin
23	Chris Darnell	F	So./So.	6-8	210	Fredericksburg, Va./North Stafford
00	Steven Hess	F/C	Fr./Fr.	6-10	225	Charlotte, N.C./Gaston Day School
13	Laimis Kisielius	F	Jr./Jr.	6-8	210	Vilnius, Lithuania/Miller School (Va.)
11	Nathan Mann	G	Jr./Jr.	6-2	190	Overland Park, Kan./St. Thomas Aquinas
24	Adam Payton	G	5th/Sr.	6-3	195	Burlington, N.J./The Lawrenceville School
2	David Schneider	G	Fr./Fr.	6-3	175	Phoenix, Ariz./Brophy Prep
4	Alex Smith	F	So./So.	6-5	250	Greenville, S.C./Oak Hill Academy (Va.)
15	Peter Stein	F	So./So.	6-9	225	Houston, Texas/Westbury Christian
25	Chris Stratton	F	Jr./Jr.	6-6	205	Burke, Va./Lake Braddock
22	Danny Sumner	F	Fr./Fr.	6-7	190	Fairfax, Va./Paul VI
3	Adam Trumbower	G	Sr./Sr.	6-3	190	Roanoke, Va./Cave Spring

Head Coach

Tony Shaver (North Carolina, 1976), Fourth season

Assistant Coaches

Dee Vick (Hampden-Sydney, 1994), Fourth season

Antwon Jackson (Pikeville College, 1993), Second season

Ben Wilkins (N.C. State, 2001) First season

PRONUNCIATION GUIDE

Kyle Carrabine	CARE - uh - byne
Corey Cofield	CO - field
Laimis Kisielius	LIE-muss kiss-ILL-ee-us
Peter Stein	STYNE
Adam Trumbower	TRUM - bow - er

ROSTER BREAKDOWN

BY POSITION

Guard: Adam Payton, Kyle Carrabine, Nathan Mann, Adam Trumbower, Marcus Barnett, David Schneider

Forward: Corey Cofield, Laimis Kisielius, Chris Darnell, Alex Smith, Peter Stein, Christ Startton, Steven Hess, Danny Sumner

Center: Steven Hess

BY HEIGHT

6-10: Steven Hess

6-9: Peter Stein

6-8: Chris Darnell, Laimis Kisielius

6-7: Kyle Carrabine, Danny Sumner

6-6: Chris Stratton

6-5: Corey Cofield, Alex Smith

6-3: Adam Payton, Adam Trumbower, David Schneider

6-2: Nathan Mann, Marcus Barnett

BY CLASS

Seniors (3): Corey Cofield, Adam Payton, Adam Trumbower

Juniors (5): Marcus Barnett, Kyle Carrabine, Laimis Kisielius, Nathan Mann, Chris Stratton

Sophomores (3): Chris Darnell, Alex Smith, Peter Stein

Freshmen (4): Steven Hess, David Schneider, Danny Sumner

BY STATE

Arizona (1): David Schneider

Illinois (1): Kyle Carrabine

Kansas (1): Nathan Mann

Massachusetts (1): Corey Cofield

New Jersey (1): Adam Payton

North Carolina (1): Steven Hess


South Carolina (1): Alex Smith

Texas (1): Peter Stein


Virginia (5): Marcus Barnett, Chris Darnell, Chris Statton, Danny Sumner, Adam Trumbower

BY COUNTRY

Lithuania (1): Laimis Kisielius




TELEVISION/RADIO SPOT CHART



STEVEN HESS

FR. • 6-10 • 230
CHARLOTTE, N.C.




DAVID SCHNEIDER

FR. • 6-3 • 175
PHOENIX, ARIZ.




ADAM TRUMBOWER

SR. • 6-3 • 190
ROANOKE, VA.




ALEX SMITH

SO. • 6-5 • 250
GREENVILLE, S.C.




NATHAN MANN

JR. • 6-2 • 190
OVERLAND PARK, KAN.




MARCUS BARNETT

JR. • 6-2 • 195
HAMPTON, VA.




LAIMISKISIELIUS

JR. • 6-8 • 210
VILNIUS, LITHUANIA




PETER STEIN

SO. • 6-9 • 220
BELLAIRE, TEXAS




KYLE CARRABINE

JR. • 6-7 • 205
NAPERVILLE, ILL.




DANNY SUMNER

FR. • 6-7 • 190
FAIRFAX, VA.




CHRIS DARNELL

SO. • 6-8 • 210
FREDERICKSBURG, VA.




ADAM PAYTON

SR. • 6-3 • 195
BURLINGTON, N.J.




CHRIS STRATTON

JR. • 6-6 • 205
BURKE, VA.



COREY COFIELD

SR. • 6-5 • 245
NEWTON, MASS.



TONY SHAVER

FOURTH SEASON AT W&M
31ST SEASON OVERALL



W&M CAREER RECORD BOOK UPDATE

SCORING

PLAYER	YEARS	G	Pts	
1. Chet Giermak	1947-50	111	2052	
2. Jeff Cohen	1958-61	103	2003	
3. J. Lowenhaupt	1975-78	112	1866	
4. Keith Cieplicki	1982-85	113	1812	
5. T. Roberts	1990-93	111	1765	
6. Kurt Small	1992-95	108	1487	
7. Bill Chambers	1951-53	82	1456	
8. John Mahoney	1952-55	78	1446	
9. R. Satterthwaite	1974-77	106	1394	
10. Adam Hess	2002-04	75	1341	
11. Ed McMillan	1948-51	120	1340	
12. Scott Smith	1989-92	107	1339	
13. Jim Moran	1998-01	107	1324	
14. Randy Bracy	1996-99	92	1229	
15. Matt Verkey	1993-96	106	1209	
16. Roy Lange	1956-59	88	1192	
17. Bev Vaughan	1958-61	88	1185	
18. Ron Panneton	1966-68	73	1182	
19. M. Courage	1973-75	77	110	1164
20. Carl Parker	1993-96	107	1150	
21. K. Richardson	1982-85	113	1139	
22. Ben Pomeroy	1965-67	74	1085	
23. Corey Cofield	2004-	96	1073	
24. Scott Whitley	1978-81	101	1061	
25. Bob Sherwood	1968, 70	51	1051	

FIELD GOAL PERCENTAGE

Player	Years	G	Pct
1. Carl Parker	1993-96	107	.560
2. Mike Strayhorn	1980-83	103	.552
3. Ben Blocker	1989-92	105	.546
4. Keith Cieplicki	1982-85	113	.541
5. K. Richardson	1982-85	113	.532
6. Todd Cauthorn	1990-93	105	.527
7. Corey Cofield	2004-	96	.522
8. J. Lowenhaupt	1975-78	112	.517
9. Dave Daugherty	1967-69	75	.515
10. Bob Sherwood	1968-70	51	.515

3-POINT FIELD GOALS

Player	Years	G	3FG
1. Matt Verkey	1993-96	106	218
2. Randy Bracy	1996-99	92	171
3. Greg Burzell	1987-89	82	150
4. Adam Hess	2002-04	75	144
5. Jim Moran	1998-2001	107	141
6. David Cox	1992-95	109	137
7. Mike Johnson	2000-02	79	129
8. Jimmy Apple	1988-91	86	124
9. B. Fitzgibbons	1996-97	54	119
10. Nick D'Antoni	2002-05	107	104
11. Nathan Mann	2005-	73	107
11. B. Connor	1990-93	102	88
13. Kurt Small	1992-95	108	86
14. Mit Winter	1998-01	109	75
T. Roberts	1990-93	111	75
16. Scotty Scott	1997, 99-00	65	69
17. T. Jennings	1995-98	71	66
18. Sean Duff	1991-94	85	64
19. Sherman Rivers	2000-03	113	59
20. Taylor Mokris	2003-06	107	58

3-POINT ATTEMPTS

Player	Years	G	3FGA
1. Matt Verkey	1993-96	106	583
2. Randy Bracy	1996-99	92	495
3. Adam Hess	2002-04	75	447
4. David Cox	1992-95	109	395
5. Jim Moran	1998-2001	107	376
6. Mike Johnson	2000-02	79	373
7. Greg Burzell	1987-89	82	358
8. Jimmy Apple	1988-91	86	341
9. Nick D'Antoni	2002-05	107	331
10. Nathan Mann	2005-	73	326
11. B. Fitzgibbons	1996-97	54	288
12. Kurt Small	1992-95	108	271

3-POINT PERCENTAGE

Player	Years	G	Pct
1. Greg Burzell	1987-89	82	.419
2. B. Fitzgibbons	1996-97	54	.413
3. Jim Moran	1998-01	107	.375
4. Matt Verkey	1993-96	106	.374
5. Mit Winter	1998-01	75	.366
6. Brendan Connor	1990-93	102	.364
Jimmy Apple	1988-91	86	.364
8. David Cox	1992-95	139	.347
9. Mike Johnson	2000-02	79	.346
10. Randy Bracy	1996-99	92	.345
11. Nathan Mann	2005-	73	.328

3-POINTERS PER GAME

Player	Years	G	Avg
1. B. Fitzgibbons	1996-97	54	2.20
2. Matt Verkey	1993-96	106	2.06
3. Adam Hess	2002-04	75	1.92
4. Randy Bracy	1996-99	92	1.86
5. Greg Burzell	1987-89	82	1.83
6. Mike Johnson	2000-02	79	1.63
7. Nathan Mann	2005-	73	1.47
8. Jimmy Apple	1988-91	86	1.44
9. Jim Moran	1998-01	107	1.32
10. David Cox	1992-95	137	1.26
11. Scotty Scott	1997, 99-00	65	1.06

FREE THROWS

Player	Years	G	FT
1. Jeff Cohen	1958-61	103	565
2. John Mahoney	1952-55	78	492
3. Kurt Small	1992-95	108	429
4. Ben Vaughan	1958-61	88	417
5. Thomas Roberts	1990-93	111	416
6. Roy Lange	1956-59	88	408
Bill Chambers	1951-53	82	408
8. John Lowenhaupt	1975-78	112	398
9. Ron Panneton	1966-68	73	370
10. Keith Cieplicki	1982-85	113	360
11. Chet Giermak	1947-50	111	358
12. Ron Satterthwaite	1974-77	106	350
13. Bill Barnes	1979-82	109	334
14. Corey Cofield	2004-	96	331

FREE THROW ATTEMPTS

Player	Years	G	FTA
1. Jeff Cohen	1958-61	103	784
2. John Mahoney	1952-55	78	670
3. Thomas Roberts	1990-93	111	608
4. Kurt Small	1992-95	108	593
5. Ben Vaughan	1958-61	88	575
6. Bill Chambers	1951-53	82	574
7. Roy Lange	1956-59	88	528
8. Bill Barnes	1979-82	109	521
9. Chet Giermak	1947-50	111	517
10. John Lowenhaupt	1975-78	112	485
11. Ron Satterthwaite	1974-77	106	480
12. Corey Cofield	2004-	96	468
13. Ron Panneton	1966-68	73	466

OFFENSIVE REBOUNDS

Player	Years	G	Reb
1. David Cully	1993-96	93	252
2. Carl Parker	1993-96	107	239
3. Corey Cofield	2004-	96	218
4. Thomas Roberts	1990-93	111	217
5. Tom Strohbehn	1999-02	112	213
6. Ben Blocker	1989-92	105	208

DEFENSIVE REBOUNDS

Player	Years	G	Reb
1. David Cully	1993-96	93	531
2. Thomas Roberts	1990-93	111	438
3. Ben Blocker	1989-92	105	418
4. Carl Parker	1993-96	107	406
5. Mike Johnson	2000-02	79	385
6. Tom Strohbehn	1999-02	112	367
7. Jim Moran	1998-01	107	346
8. Randy Bracy	1996-99	92	335
9. Corey Cofield	2004-	96	322
10. Adam Duggins	2000-03	100	312
Todd Cauthorn	1990-93	105	312

CAREER REBOUNDS

Player	Years	G	Reb
1. Jeff Cohen	1958-61	103	1679
2. Bill Chambers	1951-53	82	1270
3. Ben Pomeroy	1965-67	74	886
4. John Mahoney	1952-55	78	869
5. David Cully	1993-96	93	783
6. Chuck Sanders	1957-60	94	717
7. Matt Courage	1973-75	110	714
8. Kirk Gooding	1961-63	58	710
9. John Lowenhaupt	1975-78	112	669
10. Thomas Roberts	1990-93	111	655
11. Carl Parker	1993-96	107	645
12. Bev Vaughan	1958-61	88	642
13. Martin Morris	1963-65	67	629
14. Ben Blocker	1989-92	105	626
15. Kevin Richardson	1982-85	113	605
16. Tim Trout	1985-88	100	595
17. Dave Daugherty	1967-69	75	584
18. Tom Strohbehn	1999-02	112	580
19. Corey Cofield	2004-	96	540
20. Mike Johnson	2000-02	79	537

ASSIST AVERAGE

Player	Years	G	Avg
1. Randy Bracy	1996-99	92	3.82
2. Scott Coval	1983-86	110	3.72
3. Brendan Connor	1990-93	102	3.51
4. John Lowenhaupt	1975-78	112	3.29
5. Nick D'Antoni	2002-05	107	3.17
6. Bill Barnes	1979-82	109	3.13
7. Mike Enoch	1975-78	110	3.13
8. Ron Satterthwaite	1974-77	106	3.12
9. David Cox	1992-95	109	3.08
10. Curtis Pride	1987-90	94	3.05
11. Matt O'Reilly	1987-90	106	2.80
12. George Spack	1972-73	52	2.77
14. Keith Cieplicki	1982-85	113	2.51
13. Scotty Scott	1997, 99-00	65	2.42
15. Sherman Rivers	2000-03	113	2.41
16. Adam Hess	2002-04	75	2.24
17. David Grabuloff	1996-98	76	2.17
18. Steve Seward	1972-73	53	2.17
19. Nathan Mann	2005-	73	2.14
20. Mike Arizin	1973-74	54	2.13
21. Jim Moran	1998-01	107	2.09

BLOCKED SHOTS

Player	Years	G	Blk
1. David Cully	1993-96	93	248
2. Adam Duggins	2000-03	100	139
3. T. Roberts	1990-93	111	107
4. Carl Parker	1993-96	107	95
5. Todd Cauthorn	1990-93	105	93
6. Jim Moran	1998-01	107	88
7. Brant Weidner	1980-83	111	76
8. Ben Blocker	1989-92	105	60
9. J. Harmon	1996-99	79	56
10. Randy Bracy	1996-99	92	54
11. D. Grabuloff	1996-98	76	51
12. Brian Hutt	2004-06	76	50
13. Nate Loehrke	2003-06	81	40
14. Shaka Arnold	1994-97	101	36
15. Mark Boddy	1984-87	84	35
16. Bill Davis	1999-02	77	33

17. Kurt Small	1992-95	108	32
Dennis Vail	1976	27	32
19. Corey Cofield	2004-	96	32
20. Mit Winter	1998-01	109	31

BLOCKED SHOTS PER GAME

Player	Years	G	Avg
1. David Cully	1993-96	93	2.67
2. Adam Duggins	2000-03	100	1.39
3. Thomas Roberts	1990-93	111	0.96
4. Carl Parker	1993-96	107	0.89
5. Todd Cauthorn	1990-93	105	0.89
6. Jim Moran	1998-01	107	0.82
7. J. Harmon	1996-99	79	0.71
8. Brant Weidner	1980-83	111	0.68
9. David Grabuloff	1996-98	51	0.67
10. Brian Hutt	2004-06	76	0.66
11. Randy Bracy	1996-99	92	0.59
12. Ben Blocker	1989-92	105	0.57
13. Jim McDonough	1976-77	55	0.53
14. Nate Loehrke	2003-06	81	0.49
15. Ted O'Gorman	1977-78	55	0.44
16. Bill Davis	1999-02	77	0.43
17. Mark Boddy	1984-87	84	0.42
18. J. Lowenhaupt	1976-78	84	0.36
19. Shaka Arnold	1994-97	101	0.36
20. Corey Cofield	2004-	96	0.33

STEAL AVERAGE

Player	Years	G	Avg
1. Jim McDonough	1976-77	55	2.27
2. John Lowenhaupt	1976-78	84	1.90
3. Randy Bracy	1996-99	92	1.90
4. Bill Barnes	1979-82	109	1.90
5. Adam Payton	2006-	44*	1.64
6. Curtis Pride	1987-90	94	1.45
7. Mike Enoch	1976-78	83	1.45
8. Mike Strayhorn	1980-83	103	1.44
9. Jim Moran	1998-01	107	1.36
10. Kurt Small	1992-95	108	1.33
11. Scott Whitley	1978-81	101	1.27
12. Brendan Connor	1990-93	102	1.25
13. Adam Hess	2002-04	75	1.11
14. Rich Veres	1980-81	53	1.09
15. Sherman Rivers	2000-03	113	1.04
16. Matt Verkey	1993-96	106	1.00
17. Keith Cieplicki	1982-85	113	0.96

TONY SHAVER

Head Coach • Fourth Season at W&M

William and Mary head coach Tony Shaver is in his fourth season at the helm of the Tribe men's basketball program and his 31st overall in coaching. Shaver has coached at the collegiate level for the last 19 years and was officially hired as the 31st head men's basketball coach in the history of the College on May 2, 2003.

The Green and Gold continue to make strides under the direction of Shaver. W&M started the 2005-06 season 4-1, marking the best start for a Tribe since opening the 1992-93 campaign with a 6-1 record. During that season, however, two of the team's first four wins were against non-Division I teams Virginia Wesleyan and Shenandoah, which means the 4-1 start for the 2005-06 squad was the first time in school history that the Tribe has opened a year with at least four wins in its first five games against current Division I opponents. Included in those four victories was a 70-60 win at Hampton, who went on to make the NCAA Tournament.

Prior to the start of the 2005-06 season, Shaver was inducted into the Episcopal High School Hall of Fame in a ceremony at the school on Nov. 11. He led EHS for 10 seasons from 1977-86. With his inception into the Episcopal Hall of Fame, Shaver has been inducted into the Hall of Fame at both of his head coaching stops prior to taking over the reigns at William and Mary. He was inducted into the Hampden-Sydney Hall of Fame in 2004.

In his second season at the helm, W&M immediately started the season on a high note, defeating Radford and Hartford to win the inaugural W&M Tip-Off Classic, the first regular season tournament title for the College since 1981. The Tribe defeated James Madison in the first round of the Colonial Athletic Association Tournament for W&M's first postseason win since 1997, and just the third in the last 20 years.

Shaver began his Tribe career with a 91-64 pounding of Liberty on Nov. 23, 2003. He also won his first ever Colonial Athletic Association contest, as the Tribe knocked off two-time defending league champion UNC Wilmington, 67-66, in overtime on Dec. 4, 2003. In the Tribe's first contest against a nationally ranked opponent under Shaver's direction, W&M performed well, leading No. 15 Pittsburgh by 10 points midway through the first half, before the Panthers, who attempted 28 more free throws than the Tribe, won 70-55.

There have been individual successes as well for the Green and Gold under Shaver's reign. 2004 graduate Adam Hess, currently playing professionally in Germany, became the first player in school history to lead the CAA in scoring. An outstanding student and athlete, Hess was named the CAA Male Scholar-Athlete of the Year (for all sports) and was a First-Team Academic All-American and all-conference selection as a senior. Current senior Corey Cofield was voted the 2004 CAA Rookie of the Year, leading all freshmen in the league in points, rebounds and field goal percentage. Cofield earned his second straight selection to the All-CAA third team in 2005, while current junior Iaimis Kisielius earned a spot on the CAA All-Rookie team in 2005.

Shaver came to W&M after coaching 17 seasons at Hampden-Sydney, compiling a record of 358-121 (.747). He turned the Tigers into a Division III national powerhouse, leading the men's basketball team to eight Old Dominion Athletic Conference titles, 12 20-win seasons and 11 NCAA Division III Tournament appearances. The winningest basketball coach in the program's history, he was named the ODAC and South Region Coach of the Year in 1995, 1999 and 2000, and was picked as the Virginia Sports Information Directors Division II-III Coach of the Year in



1997, 1999 and 2000.

In 2003, Shaver took the Tigers to the NCAA Division III Final Four, as his team finished with a record of 28-4, tied for the second-most wins in the program's history. In 1999, Shaver led H-SC to the national championship game, where the Tigers lost by one point in double-overtime to Wisconsin-Platteville. The team finished 29-3, setting a school record for most wins in a season.

Shaver also has a firm commitment to his players' success in the classroom. In 1999, one of his charges, Jack Jirak, was named the ODAC Scholar-Athlete of the Year and was also awarded the Gammon Cup as the top-student-athlete at the college. Two of Shaver's players, David Hobbs (1999) and Russell Turner (1992) earned Academic All-America honors. A number of his players have been named to the Academic All-ODAC squad, including six student-athletes in 1998.

Prior to taking over at Hampden-Sydney for the 1986-87 campaign, Shaver spent 10 years as the head boys' basketball coach at Episcopal High School in Alexandria, Virginia. He was named the Virginia State Private School Coach of the Year in 1986, and was twice picked as the Alexandria Coach of the Year, while winning 73 percent of his games.

A 1976 graduate of North Carolina, Shaver was a guard on the Tar Heel men's basketball team from 1972-75 under head coach Dean Smith. Originally a walk-on, he earned a scholarship his rookie season, when he was awarded the prestigious Butch Bennett Award, presented to the freshman who exemplifies determination, sportsmanship and sacrifice for the team. Shaver was voted the honoree by his teammates. During his four years in Chapel Hill, UNC went 95-26, including a pair of trips to the NCAA Tournament in 1975 and 1976. During the 1975 season, the Tarheels won the ACC Tournament and advanced to the Sweet 16. During the 1973 and 1974 season, North Carolina made the National Invitational Tournament.

A native of High Point, North Carolina, Shaver and his wife, Ann, are the parents of three sons: Christopher (25), a former standout pitcher on the Tribe's baseball team, who is currently pitching with the Chicago Cubs organization, Austin (22) and Jackson (15).

00

STEVEN HESS

Fr. - F/C - 6-10 - 225 (Charlotte, N.C./Gaston Day School)

- Registered his first career assist and tallied a career-best four points vs. UMBC (12/22/06)
- Equalled a career high in minutes played (11) while adding three points vs. North Florida (12/8/06)
- After missing most of the week prior to the Kansas State game due to illness, came off the bench to score three points, pull down three rebounds and block a shot in 11 minutes of action
- Saw action in the Tribe's exhibition victory over Barton College
- A three-year letterwinner at Gaston Day
- A McDonald's All-American nominee
- Garnered All-Southern Piedmont Athletic Association honors as a junior and senior
- Averaged 13.1 points and nine rebounds as a senior at Gaston Day
- Named Hardest Working Player during his senior season at Gaston Day
- As a junior at Gaston Day, helped his team reach the semifinals of the state tournament in North Carolina's largest independent-school classification

SINGLE-GAME HIGHS

POINTS	
Season	4 vs. UMBC (12/22/06)
Career	4 vs. UMBC (12/22/06)
FIELD GOALS	
Season	1, five times, most recently vs. UMBC (12/22/06)
Career	1, five times, most recently vs. UMBC (12/22/06)
FIELD GOAL ATTEMPTS	
Season	3 at Kansas State (11/11/06) 3 vs. Wagner (11/20/06)
Career	3 at Kansas State (11/11/06) 3 vs. Wagner (11/20/06)
3-POINT FIELD GOALS	
Season	None
Career	None
3-POINT FIELD GOAL ATTEMPTS	
Season	None
Career	None
FREE THROWS	
Season	2 vs. Hampton (12/28/06) 2 vs. UMBC (12/22/06)
Career	2 vs. Hampton (12/28/06) 2 vs. UMBC (12/22/06)
FREE THROW ATTEMPTS	
Season	4 vs. North Florida (12/8/06) 4 at Kansas State (11/11/06)
Career	4 vs. North Florida (12/8/06) 4 at Kansas State (11/11/06)
REBOUNDS	
Season	3 at Kansas State (11/11/06) 3 vs. Wagner (11/20/06)
Career	3 at Kansas State (11/11/06) 3 vs. Wagner (11/20/06)
ASSISTS	
Season	1 vs. UMBC (12/22/06)
Career	1 vs. UMBC (12/22/06)
STEALS	
Season	None
Career	None
BLOCKED SHOTS	
Season	1 at Kansas State (11/11/06) 1 vs. Wagner (11/20/06)
Career	1 at Kansas State (11/11/06) 1 vs. Wagner (11/20/06)
MINUTES	
Season	11 vs. North Florida (12/8/06) 11 at Kansas State (11/11/06)
Career	11 vs. North Florida (12/8/06) 11 at Kansas State (11/11/06)

HESS' 2006-07 GAME-BY-GAME STATISTICS

Date	Opp	Min	FG-A	Pct	3FG-A	Pct	FT-A	Pct	O-D	Tot	PF	A	TO	B	S	Pts
N11	at Kansas St.	11	1-3	.333	0-0	.000	1-4	.250	1-2	3	3	0	1	1	0	3
N20	Wagner	8	1-3	.333	0-0	.000	0-0	.000	0-3	3	2	0	1	1	0	2
N25	at Holy Cross															DNP
N28	at Navy	6	1-1	1.000	0-0	.000	0-0	.000	0-0	0	1	0	0	0	0	2
D1	Jacksonville St.	6	0-1	.000	0-0	.000	0-1	.000	0-1	1	1	0	0	0	0	0
D2	Cornell	3	0-0	.000	0-0	.000	0-0	.000	0-0	0	0	0	0	0	0	0
D5	Towson	6	0-0	.000	0-0	.000	0-0	.000	0-1	1	1	0	0	0	0	0
D8	North Florida	11	1-2	.500	0-0	.000	1-4	.250	1-0	1	0	0	0	0	0	3
D22	UMBC	6	1-1	1.000	0-0	.000	2-2	1.000	0-0	0	2	1	0	0	0	4
D28	Hampton	7	0-0	.000	0-0	.000	2-2	1.000	1-1	2	1	0	2	0	0	2
D31	Richmond															DNP
J3	at GMU															DNP
J6	Northeastern															DNP
J8	at Georgia St.	0+	0-0	.000	0-0	.000	0-0	.000	0-0	0	0	0	0	0	0	0
J10	VCU	1	0-0	.000	0-0	.000	0-0	.000	0-0	0	0	0	1	0	0	0
J13	at Delaware															DNP
J17	GMU															
J20	at Hofstra															
J24	at ODU															
J27	Georgia State															
J29	at VCU															
J31	JMU															
F3	UNCW															
F7	at JMU															
F10	at UNCW															
F14	Drexel															
F17	ESPN BracketBusters															
F21	at Drexel															
F24	ODU															

HESS' CAREER STATISTICS

Season	G-GS	Min-Avg	FG-A	Pct	3FG-A	Pct	FT-A	Pct	OR-DR	Reb-Avg	PF-FO	A	TO	Blk	St	Pts-Avg
2006-07	11-0	65-5.9	5-11	.455	0-0	.000	6-13	.462	3-8	11-1.0	11-0	1	5	2	0	16-1.5
Career	11-0	65-5.9	5-11	.455	0-0	.000	6-13	.462	3-8	11-1.0	11-0	1	5	2	0	16-1.5

HESS' CAA STATISTICS

Season	G-GS	Min-Avg	FG-A	Pct	3FG-A	Pct	FT-A	Pct	OR-DR	Reb-Avg	PF-FO	A	TO	Blk	St	Pts-Avg
2006-07	3-0	7-2.3	0-0	.000	0-0	.000	0-0	.000	0-1	1-0.3	1-0	0	1	0	0	0-0.0
Career	3-0	7-2.3	0-0	.000	0-0	.000	0-0	.000	0-1	1-0.3	1-0	0	1	0	0	0-0.0

2

DAVID SCHNEIDER

Fr. - G - 6-3 - 175 (Phoenix, Ariz./Brophy Prep)

SINGLE-GAME HIGHS

POINTS

Season 18 vs. Towson (12/5/06)
18 at Kansas State (11/11/06)
Career 18 vs. Towson (12/5/06)
18 at Kansas State (11/11/06)

FIELD GOALS

Season 5 vs. Towson (12/5/06)
5 at Kansas State (11/11/06)
Career 5 vs. Towson (12/5/06)
5 at Kansas State (11/11/06)

FIELD GOAL ATTEMPTS

Season 14 at Kansas State (11/11/06)
Career 14 at Kansas State (11/11/06)

3-POINT FIELD GOALS

Season 4 vs. Northeastern (1/6/07)
4 vs. Towson (12/5/06)
Career 4 vs. Northeastern (1/6/07)
4 vs. Towson (12/5/06)

3-POINT FIELD GOAL ATTEMPTS

Season 9 at Kansas State (11/11/06)
Career 9 at Kansas State (11/11/06)

FREE THROWS

Season 5 at Kansas State (11/11/06)
Career 5 at Kansas State (11/11/06)

FREE THROW ATTEMPTS

Season 7 at Kansas State (11/11/06)
Career 7 at Kansas State (11/11/06)

REBOUNDS

Season 9 at Kansas State (11/11/06)
Career 9 at Kansas State (11/11/06)

ASSISTS

Season 7 at Kansas State (11/11/06)
Career 7 at Kansas State (11/11/06)

STEALS

Season 4 at Kansas State (11/11/06)
Career 4 at Kansas State (11/11/06)

BLOCKED SHOTS

Season None
Career None

MINUTES

Season 38 at Kansas State (11/11/06)
Career 38 at Kansas State (11/11/06)

- Named CAA Rookie of the Week on two occasions (Nov. 13 and Jan. 8)
- Connected on a career-high tying four 3-point field goals, scoring 13 points and pulling down a team-high eight rebounds in a victory over Northeastern (1/6/07)
- Tallied 10 points to go along with four assists in his first career CAA road game at George Mason (1/3/07)
- After missing three games with an injury returned to the floor, coming off the bench to lead W&M with 18 points, including four 3-point field goals against Towson (12/5/06)
- Dished out six assists compared to only one turnover against Wagner (11/20/06)
- Led the Tribe in points (18), rebounds (9), assists (7), steals (4) and minutes played (38) against the Wildcats
- Turned in an impressive performance in the Tribe's exhibition victory over Barton College with 14 points on 5-of-7 shooting to go along with team-highs in assists (7), rebounds (8) and steals (8)
- His eight steals would have established a Kaplan Arena and W&M school-record
- Earned honorable mention 5A All-State honors at Brophy College Prep
- Father, Jeff Schneider, played basketball at Virginia Tech and was drafted by the Houston Rockets in the fifth round of the 1982 NBA Draft

SCHNEIDER'S 2006-07 GAME-BY-GAME STATISTICS

Date	Opp	Min	FG-A	Pct	3FG-A	Pct	FT-A	Pct	O-D	Tot	PF	A	TO	B	S	Pts
N11	at Kansas St.	38	5-14	.357	3-9	.333	5-7	.714	1-8	9	4	7	5	0	4	18
N20	Wagner	25	2-3	.667	1-2	.500	3-4	.750	0-2	2	3	6	1	0	1	8
N25	at Holy Cross	29	1-7	.143	0-2	.000	2-4	.500	0-1	1	4	1	1	0	3	4
N28	at Navy															
D1	Jacksonville St.															
D2	Cornell															
D5	Towson	28	5-9	.556	4-8	.500	2-3	.667	0-2	2	3	2	1	0	1	18
D8	North Florida	31	2-5	.400	2-4	.500	4-4	1.000	1-2	3	1	5	2	0	2	10
D22	UMBC	34	3-8	.375	3-6	.500	2-2	1.000	0-1	1	1	2	1	0	0	11
D28	Hampton	29	1-5	.200	1-5	.200	3-6	.500	0-3	3	4	3	3	0	0	6
D31	Richmond	32	3-7	.429	3-7	.429	0-1	.000	0-3	3	2	0	4	0	2	9
J3	at GMU	36	3-8	.375	2-6	.333	2-2	1.000	1-1	2	3	4	3	0	1	10
J6	Northeastern	31	4-9	.444	4-8	.500	1-2	.500	3-5	8	2	2	0	0	1	13
J8	at Georgia St.	33	3-9	.333	1-6	.167	0-2	.000	1-5	6	2	4	2	0	2	7
J10	VCU	35	3-7	.429	2-6	.333	2-5	.400	2-2	4	4	3	3	0	0	10
J13	at Delaware	33	2-8	.250	1-5	.200	2-2	1.000	2-0	2	4	1	2	0	0	7
J17	GMU															
J20	at Hofstra															
J24	at ODU															
J27	Georgia State															
J29	at VCU															
J31	JMU															
F3	UNCW															
F7	at JMU															
F10	at UNCW															
F14	Drexel															
F17	ESPN BracketBusters															
F21	at Drexel															
F24	ODU															

• Games started

SCHNEIDER'S CAREER STATISTICS

Season	G-GS	Min-Avg	FG-A	Pct	3FG-A	Pct	FT-A	Pct	OR-DR	Reb-Avg	PF-FO	A	TO	Blk	St	Pts-Avg
2006-07	13-12	414-31.8	37-99	.374	27-76	.355	30-46	.652	11-35	46-3.5	37-0	40	28	0	17	131-10.1
Career	13-12	414-31.8	37-99	.374	27-76	.355	30-46	.652	11-35	46-3.5	37-0	40	28	0	17	131-10.1

SCHNEIDER'S CAA STATISTICS

Season	G-GS	Min-Avg	FG-A	Pct	3FG-A	Pct	FT-A	Pct	OR-DR	Reb-Avg	PF-FO	A	TO	Blk	St	Pts-Avg
2006-07	6-5	196-32.7	20-50	.400	14-39	.359	9-16	.563	9-15	24-4.0	18-0	16	11	0	5	65-10.8
Career	6-5	196-32.7	20-50	.400	14-39	.359	9-16	.563	9-15	24-4.0	18-0	16	11	0	5	65-10.8

3

ADAM TRUMBOWER

Sr. - G - 6-3 - 190 (Roanoke, Va./Cave Spring)

- In first start of the season vs. Cornell (12/2/06), had seven points and a career-high tying five assists
- Led the Tribe in points with a career-high 12 against Navy (11/28/06)
- Finished 8-of-9 from the free throw line, while also leading the Tribe in rebounds (6) and assists (4) against the Midshipmen
- Team Co-Captain with senior Adam Payton
- Earned scholarship for his senior season after playing his first three years at W&M as a walk on
- Scored a season-high seven points against VCU (1/19/06), while logging 16 minutes
- Tallied four points in the Tribe's season-opening win over Maine (11/18/05)
- Registered steals against Delaware (2/15/06), Georgia State (2/4/06) and at VCU (1/19/06)
- Became the first walk on to start a game since 1996-97
- Tallied a then career-high eight points and seven rebounds off the bench at Radford (11/24/03)
- Set a career high with five assists in start at Delaware (1/21/04)
- Played 25 minutes with six points, three rebounds and two assists against Liberty (11/23/03) in his first career game.

SINGLE-GAME HIGHS

POINTS
 Season 12 at Navy (11/28/06)
 Career 12 at Navy (11/28/06)

FIELD GOALS
 Season 2, three times, most recently vs. UMBC (12/22/06)
 Career 3 vs. Campbell (12/30/03)
 3 at Radford (11/24/03)

FIELD GOAL ATTEMPTS
 Season 4 vs. Cornell (12/2/06)
 4 at Navy (11/28/06)
 Career 7 vs. Campbell (12/30/03)
 7 at Radford (11/24/03)

3-POINT FIELD GOALS
 Season 1 vs. Cornell (12/2/06)
 Career 2, three times, most recently at UNC Greensboro (12/20/04)

3-POINT FIELD GOAL ATTEMPTS
 Season 3 vs. Cornell (12/2/06)
 Career 6 at Radford (11/24/03)

FREE THROWS
 Season 8 at Navy (11/28/06)
 Career 8 at Navy (11/28/06)

FREE THROW ATTEMPTS
 Season 9 at Navy (11/28/06)
 Career 9 at Navy (11/28/06)

REBOUNDS
 Season 6 at Navy (11/28/06)
 Career 7 at Radford (11/24/03)

ASSISTS
 Season 5 vs. Cornell (12/2/06)
 Career 5 vs. Cornell (12/2/06)
 5 at Delaware (1/21/04)

STEALS
 Season 3 vs. North Florida (12/8/06)
 Career 3 vs. North Florida (12/8/06)

BLOCKED SHOTS
 Season None
 Career 1 vs. Drexel (2/2/05)
 1 at Towson (1/14/04)

MINUTES
 Season 27 vs. Cornell (12/2/06)
 Career 36 at Delaware (1/21/04)

TRUMBOWER'S 2006-07 GAME-BY-GAME STATISTICS

Date	Opp	Min	FG-A	Pct	3FG-A	Pct	FT-A	Pct	O-D	Tot	PF	A	TO	B	S	Pts
N11	at Kansas St.	2	0-0	.000	0-0	.000	0-0	.000	0-1	1	0	0	1	0	0	0
N20	Wagner	16	1-2	.500	0-1	.000	0-0	.000	0-1	1	2	1	1	0	0	2
N25	at Holy Cross	4	0-0	.000	0-0	.000	0-0	.000	0-1	1	1	1	0	0	0	0
N28	at Navy	25	2-4	.500	0-2	.000	8-9	.889	2-4	6	3	4	1	0	0	12
D1	Jacksonville St.	20	0-2	.000	0-1	.000	2-2	1.000	1-4	5	2	1	1	0	1	2
D2	Cornell	27	2-4	.500	1-3	.333	2-2	1.000	0-2	2	3	5	1	0	0	7
D5	Towson	20	0-2	.000	0-1	.000	2-2	1.000	1-3	4	2	3	1	0	0	2
D8	North Florida	15	1-3	.333	0-1	.000	0-0	.000	1-2	3	2	2	1	0	3	2
D22	UMBC	9	2-2	1.000	0-0	.000	2-2	1.000	0-0	0	0	0	1	0	0	6
D28	Hampton	11	0-1	.000	0-1	.000	1-2	.500	1-1	2	2	1	4	0	0	1
D31	Richmond	8	0-0	.000	0-0	.000	0-0	.000	0-0	0	1	1	1	0	0	0
J3	at GMU	4	0-0	.000	0-0	.000	0-0	.000	0-0	0	1	0	0	0	0	0
J6	Northeastern	9	0-1	.000	0-0	.000	0-0	.000	0-1	1	1	1	0	0	0	0
J8	at Georgia St.	9	0-1	.000	0-1	.000	0-0	.000	0-1	1	0	0	0	0	0	0
J10	VCU	1	0-0	.000	0-0	.000	0-0	.000	0-0	0	0	0	1	0	0	0
J13	at Delaware	12	0-1	.000	0-1	.000	0-0	.000	0-0	1	0	0	0	0	0	0
J17	GMU															
J20	at Hofstra															
J24	at ODU															
J27	Georgia State															
J29	at VCU															
J31	JMU															
F3	UNCW															
F7	at JMU															
F10	at UNCW															
F14	Drexel															
F17	ESPN BracketBusters															
F21	at Drexel															
F24	ODU															

* Games started

TRUMBOWER'S CAREER STATISTICS

Season	G-GS	Min-Avg	FG-A	Pct	3FG-A	Pct	FT-A	Pct	OR-DR	Reb-Avg	PF-FO	A	TO	Blk	St	Pts-Avg
2003-04	28-2	482-17.2	19-74	.257	9-55	.164	16-24	.667	14-28	42-1.5	32-0	36	28	1	5	63-2.3
2004-05	15-1	90-6.0	6-18	.333	3-10	.300	11-11	1.000	4-10	14-0.9	5-0	6	7	1	3	26-1.7
2005-06	21-0	106-5.0	2-18	.111	1-9	.111	7-9	.778	2-5	7-0.3	13-0	5	8	0	3	12-0.6
2006-07	16-2	192-12.0	8-23	.348	1-12	.083	17-19	.895	6-21	27-1.8	21-0	20	13	0	4	32-2.0
Career	80-5	875-10.9	35-131	.267	14-86	.163	51-63	.810	26-64	90-1.1	70-0	67	56	2	15	133-1.7

TRUMBOWER'S CAA STATISTICS

Season	G-GS	Min-Avg	FG-A	Pct	3FG-A	Pct	FT-A	Pct	OR-DR	Reb-Avg	PF-FO	A	TO	Blk	St	Pts-Avg
2003-04	18-2	278-15.4	6-35	.171	3-26	.115	7-11	.636	7-8	15-0.8	22-0	22	16	1	3	22-1.2
2004-05	8-1	58-7.3	4-10	.400	1-4	.250	8-8	1.000	2-5	7-0.9	4-0	4	4	1	1	17-2.1
2005-06	15-0	87-5.8	1-12	.083	1-7	.143	5-7	.714	1-5	6-0.4	9-0	5	7	0	3	8-0.5
2006-07	6-1	66-11.0	0-5	.000	0-3	.000	2-2	1.000	1-5	6-1.0	5-0	4	1	0	0	2-0.3
Career	47-4	478-10.2	11-62	.177	5-40	.125	22-28	.786	11-23	34-0.7	38-0	35	28	2	7	49-1.0

SINGLE-GAME HIGHS

POINTS	
Season	16 at Delaware (1/13/07)
Career	16 at Delaware (1/13/07)
FIELD GOALS	
Season	5 at Delaware (1/13/07)
Career	5 at Delaware (1/13/07)
FIELD GOAL ATTEMPTS	
Season	9 at Delaware (1/13/07)
Career	9 at Delaware (1/13/07)
3-POINT FIELD GOALS	
Season	1 at Georgia State (1/8/07)
Career	1 at Georgia State (1/8/07)
3-POINT FIELD GOAL ATTEMPTS	
Season	1, four times, most recently at Delaware (1/13/07)
Career	1, five times, most recently at Delaware (1/13/07)
FREE THROWS	
Season	6 at Delaware (1/13/07)
Career	6 at Delaware (1/13/07)
FREE THROW ATTEMPTS	
Season	6 at Delaware (1/13/07)
Career	6 at Delaware (1/13/07) 6 vs. Maine (11/18/05)
REBOUNDS	
Season	9 at Delaware (1/13/07)
Career	9 at Delaware (1/13/07)
ASSISTS	
Season	1, four times, most recently vs. Northeastern (1/6/07)
Career	1, eight times, most recently vs. Northeastern (1/6/07)
STEALS	
Season	2 at Navy (11/28/06)
Career	2 at Navy (11/28/06) 2 at Towson (12/3/05)
BLOCKED SHOTS	
Season	2 vs. Hampton (12/28/06)
Career	3 vs. Maine (11/18/05)
MINUTES	
Season	24 at Delaware (1/13/07)
Career	24 at Delaware (1/13/07)

4

ALEX SMITH

So. - F - 6-5 - 250 (Greenville, S.C./Oak Hill Academy (Va.))

- Averaging 9.9 points on 65.9 percent (29-of-44) shooting from the field and 90.9 percent (20-of-22) from the free throw line in 17.9 minutes per game over the last eight contests
- Scored in double figures in four of the last six games, leading W&M in scoring off the bench in seven of the last eight games
- Turned a career effort at Delaware (1/13/07) with 16 points on 5-of-9 from the field and 6-of-6 from the free throw line, including a team-high nine rebounds
- Scored 12 points and pulled down a team high five rebounds in 23 minutes vs. VCU (1/10/07)
- Connected on first career 3-pointer from the top of the key at Georgia State (1/8/07)
- Came off the bench and scored 11 points on 4-of-5 shooting from the field to go along with four rebounds in the Tribe's win at George Mason (1/3/07)
- Had a trio of 3-point plays on the block vs. the Patriots
- Started his first game of the season vs. Jacksonville State (12/1/06)
- Scored a then career-high 10 points in his first career game against Maine (11/18/05)
- Played for national power Oak Hill Academy in 2004-05, which ended the season ranked No. 1 in the nation in the *USA Today* Super 25 Boys' Basketball Rankings and finished the season with a record of 34-2

SMITH'S 2006-07 GAME-BY-GAME STATISTICS

Date	Opp	Min	FG-A	Pct	3FG-A	Pct	FT-A	Pct	O-D	Tot	PF	A	TO	B	S	Pts
N11	at Kansas St.	13	1-4	.250	0-0	.000	0-0	.000	1-2	3	2	0	0	0	0	2
N20	Wagner	12	1-4	.250	0-0	.000	0-1	.000	1-4	5	3	0	0	1	0	2
N25	at Holy Cross	11	1-2	.500	0-0	.000	1-1	1.000	0-2	2	5	0	1	1	0	3
N28	at Navy	19	4-6	.667	0-1	.000	1-4	.250	2-2	4	2	1	2	0	2	9
D1	Jacksonville St.	17	1-3	.333	0-0	.000	0-0	.000	2-1	3	0	0	2	0	0	2
D2	Cornell	16	3-6	.500	0-0	.000	0-2	.000	1-1	2	1	0	2	0	1	6
D5	Towson	10	0-1	.000	0-0	.000	0-0	.000	0-2	2	0	0	0	0	0	0
D8	North Florida	9	1-2	.500	0-0	.000	1-2	.500	1-0	1	1	0	0	0	0	3
D22	UMBC	15	4-8	.500	0-0	.000	1-1	1.000	1-4	5	2	0	2	0	0	9
D28	Hampton	21	4-7	.571	0-1	.000	0-0	.000	1-2	3	3	1	1	2	0	8
D31	Richmond	20	4-5	.800	0-0	.000	4-5	.800	2-2	4	3	0	2	0	1	12
J3	at GMU	14	4-5	.800	0-0	.000	3-3	1.000	1-3	4	1	1	1	0	0	11
J6	Northeastern	15	1-2	.500	0-0	.000	2-2	1.000	0-1	1	3	1	1	0	0	4
J8	at Georgia St.	11	3-3	1.000	1-1	1.000	0-0	.000	0-1	1	4	0	2	0	0	7
J10	VCU	23	4-5	.800	0-0	.000	4-5	.800	3-2	5	3	0	2	0	0	12
J13	at Delaware	24	5-9	.556	0-1	.000	6-6	1.000	7-2	9	3	0	1	0	0	16
J17	GMU															
J20	at Hofstra															
J24	at ODU															
J27	Georgia State															
J29	at VCU															
J31	JMU															
F3	UNCW															
F7	at JMU															
F10	at UNCW															
F14	Drexel															
F17	ESPN BracketBusters															
F21	at Drexel															
F24	ODU															

* Games started

SMITH'S CAREER STATISTICS

Season	G-GS	Min-Avg	FG-A	Pct	3FG-A	Pct	FT-A	Pct	OR-DR	Reb-Avg	PF-FO	A	TO	Blk	St	Pts-Avg
2005-06	27-3	252-9.3	23-51	.451	0-1	.000	23-35	.657	16-40	56-2.1	25-1	4	21	6	5	69-2.6
2006-07	16-2	250-15.6	41-72	.569	1-4	.250	23-32	.719	23-31	54-3.4	36-1	4	17	4	4	106-6.6
Career	43-5	502-11.7	64-123	.520	1-5	.200	46-67	.687	39-71	110-2.6	59-2	8	38	10	9	175-4.1

SMITH'S CAA STATISTICS

Season	G-GS	Min-Avg	FG-A	Pct	3FG-A	Pct	FT-A	Pct	OR-DR	Reb-Avg	PF-FO	A	TO	Blk	St	Pts-Avg
2005-06	17-1	160-9.4	14-29	.483	0-1	.000	13-20	.650	10-27	37-2.2	17-1	2	11	2	3	41-2.4
2006-07	6-1	97-16.2	17-25	.680	1-2	.500	15-16	.938	11-11	22-3.7	14-0	2	7	0	0	50-8.3
Career	23-2	257-11.2	31-54	.574	1-3	.333	28-36	.778	21-38	59-2.6	31-1	4	18	2	3	91-4.0

11

NATHAN MANN

Jr. - G - 6-2 - 190 (Overland Park, Kan./St. Thomas Aquinas)

- Led W&M in rebounding during five contests, including the last game vs. VCU when he had five rebounds
- Finished with sixth double-digit performance of the season, scoring 14 points on 3-of-4 from 3-point range vs. VCU (1/10/07)
- Scored 11 of his team-high 14 points in the first half of the Tribe's win at George Mason (1/3/07), hitting on four 3-pointers for the second time this season
- Led W&M with 13 points and a career-high nine rebounds in the victory over North Florida (12/8/06)
- Connected on four 3-point field goals, finishing with a season-high 15 points against Cornell (12/2/06)
- Finished with 12 points on 5-of-9 from the floor, including a pair of 3-point field goals, to go along with team highs in rebounds (6) and assists (4) against Holy Cross (11/25/06)
- Knocked down four, or more, 3-pointers on seven occasions, including three contests of five trifectas
- Notched his second career 20-plus point game with a season-high 21 at Georgia State (1/14/06), including five 3-point field goals
- Led team in assists as a freshman with 76, ranking 12th in the CAA at 2.62 per contest
- Scored career-high 25 points, shooting 10-of-19 from the floor and 5-of-11 from the 3-point line in 41 minutes in double-overtime game against George Mason (2/12/05)

SINGLE-GAME HIGHS

POINTS	
Season	15 vs. Cornell (12/2/06)
Career	25 vs. George Mason (2/12/05)
FIELD GOALS	
Season	5, three times, most recently at George Mason (1/3/07)
Career	10 vs. George Mason (2/12/05)
FIELD GOAL ATTEMPTS	
Season	13 vs. Cornell (12/2/06)
Career	19 vs. George Mason (2/12/05)
3-POINT FIELD GOALS	
Season	4 at George Mason (1/3/07)
	4 vs. Cornell (12/2/06)
Career	5, four times, most recently at Georgia State (1/14/06)
3-POINT FIELD GOAL ATTEMPTS	
Season	10 vs. Cornell (12/2/06)
Career	11 vs. George Mason (2/12/05)
FREE THROWS	
Season	4 vs. North Florida (12/8/06)
	4 vs. Towson (12/5/06)
Career	4, six times, most recently vs. North Florida (12/8/06)
FREE THROW ATTEMPTS	
Season	4 vs. North Florida (12/8/06)
	4 vs. Towson (12/5/06)
Career	6 vs. Hampton (12/30/04)
REBOUNDS	
Season	9 vs. North Florida (12/8/06)
Career	9 vs. North Florida (12/8/06)
ASSISTS	
Season	4, three times, most recently at Georgia State (1/8/07)
Career	6 vs. Towson (1/26/05)
STEALS	
Season	2 vs. Northeastern (1/6/07)
	2 vs. Towson (12/5/06)
Career	5 vs. Maine (11/18/05)
	5 vs. Longwood (12/1/04)
BLOCKED SHOTS	
Season	1 vs. Northeastern (1/6/07)
	1 vs. Wagner (11/20/06)
Career	1, five times, most recently vs. Northeastern (1/6/07)
MINUTES	
Season	33 vs. VCU (1/10/07)
Career	41 vs. George Mason (2/12/05)

MANN'S 2006-07 GAME-BY-GAME STATISTICS

Date	Opp	Min	FG-A	Pct	3FG-A	Pct	FT-A	Pct	O-D	Tot	PF	A	TO	B	S	Pts
N11	at Kansas St.	20	2-6	.333	1-5	.200	0-0	.000	1-0	1	5	1	1	0	1	5
N20	Wagner	23	0-6	.000	0-3	.000	0-0	.000	0-3	3	0	1	0	1	1	0
N25	at Holy Cross	27	5-9	.556	2-5	.400	0-1	.000	0-6	6	3	4	0	0	0	12
N28	at Navy	26	1-6	.167	1-6	.167	0-0	.000	0-2	2	2	3	2	0	0	3
D1	Jacksonville St.	28	4-8	.500	0-3	.000	0-0	.000	0-5	5	2	2	4	0	1	8
D2	Cornell	29	5-13	.385	4-10	.400	1-2	.500	0-4	4	2	1	0	0	0	15
D5	Towson	24	1-8	.125	0-6	.000	4-4	1.000	0-0	0	1	2	0	0	2	6
D8	North Florida	29	4-11	.364	1-6	.167	4-4	1.000	1-8	9	2	3	1	0	0	13
D22	UMBC	26	1-4	.250	0-2	.000	3-3	1.000	0-0	0	1	2	2	0	0	5
D28	Hampton	30	4-8	.500	2-5	.400	2-2	1.000	2-1	3	2	1	3	0	1	12
D31	Richmond	32	1-8	.125	0-2	.000	1-2	.500	1-7	8	1	4	1	0	0	3
J3	at GMU	32	5-11	.455	4-9	.444	0-1	.000	0-0	0	1	1	1	0	0	14
J6	Northeastern	29	1-6	.167	0-3	.000	0-0	.000	1-4	5	0	1	4	1	2	2
J8	at Georgia St.	29	3-9	.333	1-6	.167	0-0	.000	1-5	6	0	4	1	0	1	7
J10	VCU	33	4-7	.571	3-4	.750	3-3	1.000	1-4	5	4	2	2	0	1	14
J13	at Delaware	25	1-8	.125	0-6	.000	0-0	.000	0-3	3	2	2	1	0	1	2
J17	GMU															
J20	at Hofstra															
J24	at ODU															
J27	Georgia State															
J29	at VCU															
J31	JMU															
F3	UNCW															
F7	at JMU															
F10	at UNCW															
F14	Drexel															
F17	ESPN BracketBusters															
F21	at Drexel															
F24	ODU															

MANN'S CAREER STATISTICS

Season	G-GS	Min-Avg	FG-A	Pct	3FG-A	Pct	FT-A	Pct	OR-DR	Reb-Avg	PF-FO	A	TO	Blk	St	Pts-Avg
2004-05	29-18	696-24.0	82-226	.363	37-121	.306	25-36	.694	10-58	68-2.3	37-0	76	67	3	25	226-7.8
2005-06	28-7	611-21.8	72-196	.367	51-124	.411	23-30	.767	7-56	63-2.3	46-0	46	31	0	21	218-7.8
2006-07	16-15	442-27.6	42-129	.326	19-84	.226	18-22	.818	7-53	60-3.8	28-1	34	23	2	11	121-7.6
Career	73-50	1749-24.0	196-552	.355	107-326	.328	66-88	.750	24-167	191-2.6	112-1	156	120	5	57	565-7.7

MANN'S CAA STATISTICS

Season	G-GS	Min-Avg	FG-A	Pct	3FG-A	Pct	FT-A	Pct	OR-DR	Reb-Avg	PF-FO	A	TO	Blk	St	Pts-Avg
2004-05	18-11	460-25.6	54-150	.360	21-77	.273	16-22	.727	7-36	43-2.4	25-0	47	33	2	13	145-8.1
2005-06	18-3	365-20.3	45-124	.363	34-81	.420	16-22	.727	4-29	33-1.8	26-0	26	18	0	8	140-7.8
2006-07	6-6	172-28.7	15-49	.306	8-34	.235	7-8	.875	3-16	19-3.2	8-0	12	9	1	7	45-7.5
Career	42-20	997-23.7	114-323	.353	63-192	.328	39-52	.750	14-81	95-2.3	58-0	85	60	3	28	330-7.9

12

MARCUS BARNETT

Jr. - G - 6-2 - 195 (Hampton, Va./Phoebus)

SINGLE-GAME HIGHS

POINTS	
Season	None
Career	None

FIELD GOALS	
Season	None
Career	None

FIELD GOAL ATTEMPTS	
Season	None
Career	None

3-POINT FIELD GOALS	
Season	None
Career	None

3-POINT FIELD GOAL ATTEMPTS	
Season	None
Career	None

FREE THROWS	
Season	None
Career	None

FREE THROW ATTEMPTS	
Season	1 vs. Wagner (11/20/06)
Career	1 vs. Wagner (11/20/06)

REBOUNDS	
Season	1 vs. Wagner (11/20/06)
Career	1 vs. Wagner (11/20/06)

ASSISTS	
Season	None
Career	None

STEALS	
Season	None
Career	None

BLOCKED SHOTS	
Season	1 vs. Wagner (11/20/06)
Career	1 vs. Wagner (11/20/06)

MINUTES	
Season	2 vs. Wagner (11/20/06)
Career	2 vs. Wagner (11/20/06)

- Saw the first action of his W&M career against Wagner (11/20/06) and finished with a rebound and a blocked shot
- Joined the Tribe as a walk-on prior to the 2006-07 season
- A three-year letterwinner as a point and shooting guard at Phoebus
- A 2004 Basketball Zooms Scholar-Athlete Award winner
- Was the Phoebus team captain in 2003-04
- Lived and grew up in Italy

BARNETT'S 2006-07 GAME-BY-GAME STATISTICS

Date	Opp	Min	FG-A	Pct	3FG-A	Pct	FT-A	Pct	O-D	Tot	PF	A	TO	B	S	Pts
N11	at Kansas St.															
N20	Wagner	2	0-0	.000	0-0	.000	0-1	.000	0-1	1	1	0	0	1	0	0
N25	at Holy Cross															
N28	at Navy															
D1	Jacksonville St.															
D2	Cornell															
D5	Towson															
D8	North Florida	1	0-0	.000	0-0	.000	0-0	.000	0-0	0	0	0	0	0	0	0
D22	UMBC															
D28	Hampton															
D31	Richmond															
J3	at GMU															
J6	Northeastern															
J8	at Georgia St.	0+	0-0	.000	0-0	.000	0-0	.000	0-0	0	0	0	1	0	0	0
J10	VCU															
J13	at Delaware															
J17	GMU															
J20	at Hofstra															
J24	at ODU															
J27	Georgia State															
J29	at VCU															
J31	JMU															
F3	UNCW															
F7	at JMU															
F10	at UNCW															
F14	Drexel															
F17	ESPN BracketBusters															
F21	at Drexel															
F24	ODU															

* Games started

BARNETT'S CAREER STATISTICS

Season	G-GS	Min-Avg	FG-A	Pct	3FG-A	Pct	FT-A	Pct	OR-DR	Reb-Avg	PF-FO	A	TO	Blk	St	Pts-Avg
2006-07	3-0	3-1.0	0-0	.000	0-0	.000	0-1	.000	0-1	1-0.5	1-0	0	1	1	0	0-0.0
Career	3-0	3-1.0	0-0	.000	0-0	.000	0-1	.000	0-1	1-0.5	1-0	0	1	1	0	0-0.0

BARNETT'S CAA STATISTICS

Season	G-GS	Min-Avg	FG-A	Pct	3FG-A	Pct	FT-A	Pct	OR-DR	Reb-Avg	PF-FO	A	TO	Blk	St	Pts-Avg
2006-07	1-0	0-0.0	0-0	.000	0-0	.000	0-0	.000	0-0	0-0.0	0-0	0	1	0	0	0-0.0
Career	1-0	0-0.0	0-0	.000	0-0	.000	0-0	.000	0-0	0-0.0	0-0	0	1	0	0	0-0.0

13

LAIMISKISIELIUS

Jr. - F - 6-8 - 210 (Vilnius, Lithuania/Miller School (Va.))

- Has led W&M in scoring on six occasions
- Connected on three 3-point field goals for the third time this season at Georgia State (1/8/07), scoring a game-high 12 points
- Had an all-around game at George Mason (1/3/07), equalling a season-high with eight rebounds and tying a career-high with five assists
- Tallied 11 points with a season-high eight rebounds vs. Richmond (12/31/06)
- Led W&M for the fourth time on the year with 19 points, including a career-high tying two block shots in a win over UMBC (12/22/06)
- Posted back-to-back 20-point games vs. Cornell (12/2/06) and Jacksonville State (12/1/06) on his way to earning W&M Tip-Off Classic All-Tournament team honors
- Established career highs with eight field goals and three steals vs. Wagner
- Hit on 5-of-7 from the floor, including a perfect 3-of-3 from 3-point range against Kansas State for 16 points
- Played for Lithuania in the Global Games over the summer and helped his squad to a silver medal in the tournament
- Had eight games of five or more rebounds, including a career-high nine at UMBC (12/17/05)
- CAA All-Rookie selection in 2004-05
- Tallied a career-high 23 points, along with five assists, at UNC Wilmington (2/9/04)

Date	Opp	Min	FG-A	Pct	3FG-A	Pct	FT-A	Pct	O-D	Tot	PF	A	TO	B	S	Pts
N11	at Kansas St.	35	5-7	.714	3-3	1.000	3-4	.750	1-1	2	3	2	3	0	1	16
N20	Wagner	28	8-12	.667	2-4	.500	0-1	.000	0-2	2	4	1	3	0	3	18
N25	at Holy Cross	30	4-10	.400	2-4	.500	0-0	.000	1-2	3	1	1	5	1	0	10
N28	at Navy	26	2-3	.667	0-0	.000	4-5	.800	0-4	4	1	0	3	0	1	8
D1	Jacksonville St.	31	5-6	.833	1-2	.500	9-12	.750	3-3	6	0	1	6	0	1	20
D2	Cornell	35	7-12	.583	3-6	.500	4-4	1.000	3-3	6	2	4	1	0	1	21
D5	Towson	29	0-6	.000	0-3	.000	0-0	.000	0-0	0	0	4	1	0	0	0
D8	North Florida	30	2-5	.400	0-2	.000	1-2	.500	2-0	2	1	3	1	2	1	5
D22	UMBC	34	5-7	.714	2-3	.667	7-8	.875	2-1	3	1	2	2	2	1	19
D28	Hampton	31	4-5	.800	2-2	1.000	8-12	.667	0-1	1	3	3	3	0	1	18
D31	Richmond	30	4-6	.667	1-3	.333	2-4	.500	3-5	8	1	3	2	2	0	11
J3	at GMU	29	2-7	.286	0-1	.000	5-6	.833	4-4	8	2	5	4	0	1	9
J6	Northeastern	28	3-9	.333	1-5	.200	2-4	.500	1-1	2	2	2	2	1	1	9
J8	at Georgia St.	26	4-9	.444	3-4	.750	1-2	.500	1-2	3	3	1	2	0	1	12
J10	VCU	27	1-10	.100	1-6	.167	4-4	1.000	0-2	2	4	2	1	0	0	7
J13	at Delaware	23	0-4	.000	0-1	.000	2-2	1.000	2-5	7	3	3	3	0	0	2
J17	GMU															
J20	at Hofstra															
J24	at ODU															
J27	Georgia State															
J29	at VCU															
J31	JMU															
F3	UNCW															
F7	at JMU															
F10	at UNCW															
F14	Drexel															
F17	ESPN BracketBusters															
F21	at Drexel															
F24	ODU															

KISIELIUS' CAREER STATISTICS

Season	G-GS	Min-Avg	FG-A	Pct	3FG-A	Pct	FT-A	Pct	OR-DR	Reb-Avg	PF-FO	A	TO	Blk	St	Pts-Avg
2004-05	28-20	710-25.4	78-203	.384	19-63	.302	69-90	.767	22-65	87-3.1	55-3	53	60	4	14	244-8.7
2005-06	28-25	634-22.6	68-198	.343	12-60	.200	51-68	.750	30-67	97-3.5	53-2	41	64	1	14	199-7.1
2006-07	16-15	472-29.5	56-118	.475	21-49	.429	52-70	.743	23-36	59-3.7	33-0	37	42	8	13	185-11.4
Career	72-60	1816-25.2	202-519	.389	51-168	.304	172-228	.754	75-168	243-3.4	142-5	131	166	13	41	628-8.7

KISIELIUS' CAA STATISTICS

Season	G-GS	Min-Avg	FG-A	Pct	3FG-A	Pct	FT-A	Pct	OR-DR	Reb-Avg	PF-FO	A	TO	Blk	St	Pts-Avg
2004-05	18-14	504-28.0	57-145	.393	13-36	.361	54-69	.783	17-46	63-3.5	35-1	36	39	4	4	181-10.1
2005-06	18-15	390-21.7	40-125	.320	6-36	.167	31-40	.775	18-27	45-2.5	37-2	25	38	1	9	117-6.5
2006-07	6-6	162-27.8	10-45	.244	5-20	.250	14-18	.750	8-14	22-3.7	14-0	17	13	1	3	39-6.5
Career	42-35	1058-25.2	107-315	.344	24-92	.264	99-127	.776	43-87	130-3.0	86-3	78	90	5	16	337-8.2

SINGLE-GAME HIGHS

POINTS	
Season	21 vs. Cornell (12/2/06)
Career	23 at UNC Wilmington (2/9/05)
FIELD GOALS	
Season	8 vs. Wagner (11/20/06)
Career	8 vs. Wagner (11/20/06)
FIELD GOAL ATTEMPTS	
Season	12 vs. Cornell (12/2/06)
	12 vs. Wagner (11/20/06)
Career	15 at UNC Wilmington (2/9/05)
3-POINT FIELD GOALS	
Season	3, three times, most recently at Georgia State (1/8/07)
Career	3, five times, most recently at Georgia State (1/8/07)
3-POINT FIELD GOAL ATTEMPTS	
Season	6 vs. Cornell (12/2/06)
Career	8 at UNC Wilmington (2/9/05)
FREE THROWS	
Season	9 vs. Jacksonville State (12/1/06)
Career	9 vs. Jacksonville State (12/1/06)
FREE THROW ATTEMPTS	
Season	12 vs. Hampton (12/28/06)
	12 vs. Jacksonville State (12/1/06)
Career	12 vs. Hampton (12/28/06)
	12 vs. Jacksonville State (12/1/06)
REBOUNDS	
Season	8 at George Mason (1/3/07)
	8 vs. Richmond (12/31/06)
Career	9 at UMBC (12/17/05)
ASSISTS	
Season	5 at George Mason (1/3/07)
Career	5, three times, most recently at George Mason (1/3/07)
STEALS	
Season	3 vs. Wagner (11/20/06)
Career	3 vs. Wagner (11/20/06)
BLOCKED SHOTS	
Season	2, three times, most recently vs. Richmond (12/31/06)
Career	2, four times, most recently vs. Richmond (12/31/06)
MINUTES	
Season	35 vs. Cornell (12/2/06)
	35 at Kansas State (11/11/06)
Career	35, five times, most recently vs. Cornell (12/2/06)

SINGLE-GAME HIGHS

POINTS

Season 10 vs. North Florida (12/8/06)
 Career 16 vs. James Madison (1/28/06)

FIELD GOALS

Season 4 vs. Northeastern (1/6/07)
 Career 6 vs. Campbell (11/26/05)

FIELD GOAL ATTEMPTS

Season 7 vs. Northeastern (1/6/07)
 Career 7, four times, most recently
 vs. Northeastern (1/6/07)

3-POINT FIELD GOALS

Season 1 at Georgia State (1/8/07)
 1 vs. Northeastern (1/6/07)
 Career 1 at Georgia State (1/8/07)
 1 vs. Northeastern (1/6/07)

3-POINT FIELD GOAL ATTEMPTS

Season 1, five times, most recently
 vs. VCU (1/10/07)
 Career 1, 11 times, most recently
 vs. VCU (1/10/07)

FREE THROWS

Season 4 vs. North Florida (12/8/06)
 Career 8 vs. James Madison (1/28/06)

FREE THROW ATTEMPTS

Season 8 vs. North Florida (12/8/06)
 Career 11 vs. James Madison (1/28/06)

REBOUNDS

Season 8 vs. Richmond (12/31/06)
 Career 8 vs. Richmond (12/31/06)

ASSISTS

Season 4, three times, most recently
 at Georgia State (1/8/07)
 Career 4, three times, most recently
 at Georgia State (1/8/07)

STEALS

Season 2 vs. North Florida (12/8/06)
 Career 2, three times, most recently
 vs. North Florida (12/8/06)

BLOCKED SHOTS

Season 2 vs. North Florida (12/8/06)
 Career 2 vs. North Florida (12/8/06)
 2 at Old Dominion (2/9/06)

MINUTES

Season 30 vs. Cornell (12/2/06)
 Career 30 vs. Cornell (12/2/06)

15

PETERSTEIN

So. - F - 6-9 - 225 (Houton, Texas/Westbury Christian)

- Connected on 3-pointer for the second straight game at Georgia State (1/8/07) finishing with five points and team-highs in rebounds (7) and assists (4)
- Tallied nine points, including his first career 3-point field goal vs. Northeastern (1/6/07)
- Led the Tribe with a career-high eight rebounds in the College's victory over Richmond (12/31/06)
- Tallied a season-high and his fourth career double-digit performance with 10 points against North Florida to go along with a career-high two blocked shots
- Played 28 minutes off the bench in the CAA opener against Towson and contributed a season-high six points, a team-high four rebounds and tied his career-high with four assists, while shooting 3-of-4 from the field
- Led the Tribe with six rebounds and four assists against Jacksonville State (12/1/06), both totals were career highs
- Started the Tribe's exhibition opening victory over Barton College, scoring seven points and pulling down two rebounds
- Played in 25 contests, while making a trio of starts as a freshman
- Scored in double figures on three occasions
- Had a career high 16 points on a perfect 4-of-4 from the field and 8-of-11 from the free throw line in an 86-68 victory over James Madison (1/28/06)
- Helped team win three Texas Private School state championships
- McDonald's All-American nominee

STEIN'S 2006-07 GAME-BY-GAME STATISTICS

Date	Opp	Min	FG-A	Pct	3FG-A	Pct	FT-A	Pct	O-D	Tot	PF	A	TO	B	S	Pts
N11	at Kansas St.	20	2-4	.500	0-0	.000	0-0	.000	3-3	6	4	2	2	0	0	4
N20	Wagner	7	1-1	1.000	0-0	.000	0-0	.000	0-0	0	4	1	1	0	0	2
N25	at Holy Cross	18	1-1	1.000	0-0	.000	1-2	.500	0-0	0	2	0	4	0	0	3
N28	at Navy	13	2-2	1.000	0-0	.000	0-0	.000	1-1	2	0	0	1	0	0	4
D1	Jacksonville St.	20	1-1	1.000	0-0	.000	0-2	.000	2-4	6	1	4	3	0	0	2
D2	Cornell	30	1-1	1.000	0-0	.000	0-3	.000	3-1	4	2	2	2	1	0	2
D5	Towson	28	3-4	.750	0-0	.000	0-1	.000	1-3	4	3	4	2	0	0	6
D8	North Florida	23	3-4	.750	0-1	.000	4-8	.500	0-4	4	3	0	1	2	2	10
D22	UMBC	19	2-5	.400	0-0	.000	0-0	.000	0-2	2	3	0	0	0	1	4
D28	Hampton	20	2-3	.667	0-0	.000	3-3	1.000	2-1	3	4	1	3	0	0	7
D31	Richmond	20	1-2	.500	0-1	.000	2-3	.667	4-4	8	2	1	1	0	0	4
J3	at GMU	26	2-3	.667	0-0	.000	0-0	.000	1-2	3	4	1	0	0	0	4
J6	Northeastern	24	4-7	.571	1-1	1.000	0-0	.000	0-3	3	1	0	2	0	1	9
J8	at Georgia St.	26	2-2	1.000	1-1	1.000	0-0	.000	1-6	7	2	4	2	0	0	5
J10	VCU	13	0-2	.000	0-1	.000	0-0	.000	0-1	1	5	0	1	0	1	0
J13	at Delaware	13	2-4	.600	0-0	.000	1-2	.500	0-2	2	2	0	1	0	1	5
J17	GMU															
J20	at Hofstra															
J24	at ODU															
J27	Georgia State															
J29	at VCU															
J31	JMU															
F3	UNCW															
F7	at JMU															
F10	at UNCW															
F14	Drexel															
F17	ESPN BracketBusters															
F21	at Drexel															
F24	ODU															

* Games started

STEIN'S CAREER STATISTICS

Season	G-GS	Min-Avg	FG-A	Pct	3FG-A	Pct	FT-A	Pct	OR-DR	Reb-Avg	PF-FO	A	TO	Blk	St	Pts-Avg
2005-06	25-3	371-14.8	41-71	.577	0-6	.000	19-32	.594	19-30	49-2.0	44-1	18	33	4	9	101-4.0
2006-07	16-13	320-20.0	29-46	.630	2-5	.400	11-24	.458	18-37	55-3.4	42-1	20	26	3	6	71-4.4
Career	41-16	691-16.9	70-117	.598	2-11	.182	30-56	.536	37-67	104-2.5	86-2	38	59	7	15	172-4.2

STEIN'S CAA STATISTICS

Season	G-GS	Min-Avg	FG-A	Pct	3FG-A	Pct	FT-A	Pct	OR-DR	Reb-Avg	PF-FO	A	TO	Blk	St	Pts-Avg
2005-06	17-1	270-15.9	28-51	.549	0-5	.000	18-30	.600	16-19	35-2.1	31-1	13	24	4	6	74-4.4
2006-07	6-5	120-20.0	13-22	.591	2-3	.667	1-3	.333	3-17	20-3.3	14-1	9	8	0	3	29-4.8
Career	23-6	400-17.4	41-73	.562	2-8	.250	19-33	.576	19-36	55-2.4	45-2	22	32	4	9	103-4.5

20

KYLE CARRABINE

Jr. - F - 6-7 - 205 (Naperville, Ill./Neuqua Valley)

- One of the Tribe's best threats from 3-point range, connecting on 39 percent in 13.7 minutes a game off the bench
- Played 19 minutes at Georgia State (1/8/07) and scored five straight points to answer a Panther run, including an NBA 3-pointer as the shot clock expired
- Gave W&M its first lead at George Mason (1/3/07) with a 3-pointer from the right wing midway through the first half
- Connected on a pair of 3-pointers during a two-minute span late in the first half to give the Tribe a halftime lead against Hampton (12/28/06)
- Came off the bench to tally career highs in rebounds (4) and steals (1) to go along with five points against UMBC (12/22/06)
- In his second career start vs. Towson (12/5/06), scored a career-high 10 points, while connecting on 3-of-6 from 3-point range
- Started his first career game against Jacksonville State (12/1/06) and finished with two points, two rebounds and an assist
- Notched then-career highs in minutes (18), points (9) and 3-point field goals made (3) against Navy (11/28/06)
- All three of his treys against Navy came in the first half to keep the Tribe within striking distance
- Knocked down his lone 3-point field goal on the season on his way to scoring a then career-high five points at Old Dominion (2/9/06)
- First career points came on a 3-pointer at No. 8 Kentucky (12/22/04)

SINGLE-GAME HIGHS

POINTS	
Season	10 vs. Towson (12/5/06)
Career	10 vs. Towson (12/5/06)
FIELD GOALS	
Season	3 vs. Towson (12/5/06) 3 at Navy (11/28/06)
Career	3 vs. Towson (12/5/06) 3 at Navy (11/28/06)
FIELD GOAL ATTEMPTS	
Season	7 at Navy (11/28/06)
Career	7 at Navy (11/28/06)
3-POINT FIELD GOALS	
Season	3 vs. Towson (12/5/06) 3 at Navy (11/28/06)
Career	3 vs. Towson (12/5/06) 3 at Navy (11/28/06)
3-POINT FIELD GOAL ATTEMPTS	
Season	7 at Navy (11/28/06)
Career	7 at Navy (11/28/06)
FREE THROWS	
Season	2 vs. Wagner (11/20/06)
Career	2 vs. Wagner (11/20/06) 2 at Old Dominion (2/9/06)
FREE THROW ATTEMPTS	
Season	3 vs. Wagner (11/20/06)
Career	3 vs. Wagner (11/20/06) 3 at Old Dominion (2/9/06)
REBOUNDS	
Season	4 at George Mason (1/3/07) 4 vs. UMBC (12/22/06)
Career	4 at George Mason (1/3/07) 4 vs. UMBC (12/22/06)
ASSISTS	
Season	2 vs. Northeastern (1/6/07)
Career	2 vs. Northeastern (1/6/07)
STEALS	
Season	1, three times, most recently at Georgia State (1/8/07)
Career	1, six times, most recently at Georgia State (1/8/07)
BLOCKED SHOTS	
Season	1 vs. Northeastern (1/6/07)
Career	1 vs. Northeastern (1/6/07)
MINUTES	
Season	21 at Delaware (1/13/07)
Career	21 at Delaware (1/13/07)

CARRABINE'S 2006-07 GAME-BY-GAME STATISTICS

Date	Opp	Min	FG-A	Pct	3FG-A	Pct	FT-A	Pct	O-D	Tot	PF	A	TO	B	S	Pts
N11	at Kansas St.	3	0-0	.000	0-0	.000	0-0	.000	0-0	0	0	0	0	0	0	0
N20	Wagner	12	1-1	1.000	0-0	.000	2-3	.667	0-1	1	0	0	0	0	0	4
N25	at Holy Cross	2	0-0	.000	0-0	.000	0-0	.000	0-0	0	0	0	0	0	0	0
N28	at Navy	18	3-7	.429	3-7	.429	0-0	.000	0-0	0	0	0	1	0	0	9
D1	Jacksonville St.	14	1-5	.200	0-3	.000	0-0	.000	0-2	2	0	1	0	0	0	2
D2	Cornell	13	2-3	.667	1-2	.500	0-0	.000	1-0	1	1	0	0	0	0	5
D5	Towson	16	3-6	.500	3-6	.500	1-2	.500	0-2	2	2	0	0	0	0	10
D8	North Florida	10	2-3	.667	1-2	.500	0-0	.000	0-1	1	0	0	1	0	0	5
D22	UMBC	13	2-5	.400	1-3	.333	0-0	.000	0-4	4	1	0	0	0	1	5
D28	Hampton	15	2-4	.500	2-4	.500	0-0	.000	1-0	1	0	1	1	0	0	6
D31	Richmond	15	2-4	.500	2-4	.500	1-2	.500	1-1	2	1	0	1	0	0	7
J3	at GMU	17	2-3	.667	1-2	.500	0-0	.000	1-3	4	0	1	1	0	1	5
J6	Northeastern	18	2-3	.667	1-2	.500	1-2	.500	0-3	3	1	2	0	1	0	6
J8	at Georgia St.	19	2-4	.500	1-2	.500	0-0	.000	0-1	1	1	0	1	0	1	5
J10	VCU	12	0-1	.000	0-1	.000	0-0	.000	0-0	0	0	0	0	0	0	0
J13	at Delaware	21	2-6	.333	0-3	.000	1-2	.500	0-1	1	0	1	1	0	0	5
J17	GMU															
J20	at Hofstra															
J24	at ODU															
J27	Georgia State															
J29	at VCU															
J31	JMU															
F3	UNCW															
F7	at JMU															
F10	at UNCW															
F14	Drexel															
F17	ESPN BracketBusters															
F21	at Drexel															
F24	ODU															

CARRABINE'S CAREER STATISTICS

Season	G-GS	Min-Avg	FG-A	Pct	3FG-A	Pct	FT-A	Pct	OR-DR	Reb-Avg	PF-FO	A	TO	Blk	St	Pts-Avg
2004-05	15-0	75-5.0	6-16	.375	2-10	.200	1-2	.500	2-4	6-0.4	5-0	3	1	0	3	15-1.0
2005-06	8-0	30-3.8	3-11	.273	1-6	.167	2-3	.667	0-4	4-0.5	0-0	0	2	0	0	9-1.1
2006-07	16-2	219-13.7	26-55	.473	16-41	.390	6-11	.545	5-18	23-1.4	7-0	6	7	1	3	74-4.6
Career	39-2	323-8.3	35-82	.427	19-57	.333	9-16	.563	7-26	33-0.8	12-0	9	10	1	6	98-2.5

CARRABINE'S CAA STATISTICS

Season	G-GS	Min-Avg	FG-A	Pct	3FG-A	Pct	FT-A	Pct	OR-DR	Reb-Avg	PF-FO	A	TO	Blk	St	Pts-Avg
2004-05	9-0	52-5.8	4-9	.444	1-5	.200	1-2	.500	2-4	6-0.7	4-0	0	1	0	1	10-1.1
2005-06	7-0	23-3.3	3-8	.375	1-5	.200	2-3	.667	0-1	1-0.1	0-0	0	0	0	0	9-1.3
2006-07	6-1	103-17.2	11-22	.500	6-16	.375	3-6	.500	1-10	11-1.8	4-0	4	3	1	2	31-5.2
Career	23-1	178-7.7	18-40	.460	8-26	.308	6-11	.545	3-15	18-0.8	8-0	4	4	1	3	50-2.2

22

DANNY SUMNER

Fr. - F - 6-7 - 190 (Fairfax, Va./Paul VI)

SINGLE-GAME HIGHS

POINTS

Season 12 vs. Wagner (11/20/06)
 Career 12 vs. Wagner (11/20/06)

FIELD GOALS

Season 5 vs. Wagner (11/20/06)
 Career 5 vs. Wagner (11/20/06)

FIELD GOAL ATTEMPTS

Season 10 vs. Wagner (11/20/06)
 Career 10 vs. Wagner (11/20/06)

3-POINT FIELD GOALS

Season 2 vs. Wagner (11/20/06)
 Career 2 vs. Wagner (11/20/06)

3-POINT FIELD GOAL ATTEMPTS

Season 5 vs. Wagner (11/20/06)
 Career 5 vs. Wagner (11/20/06)

FREE THROWS

Season 2 at Delaware (1/13/07)
 Career 2 at Delaware (1/13/07)

FREE THROW ATTEMPTS

Season 6 vs. Jacksonville State (12/1/06)
 Career 6 vs. Jacksonville State (12/1/06)

REBOUNDS

Season 4 at Holy Cross (11/25/06)
 Career 4 at Holy Cross (11/25/06)

ASSISTS

Season 1, four times, most recently
 vs. Towson (12/5/06)
 Career 1, four times, most recently
 vs. Towson (12/5/06)

STEALS

Season 1, three times, most recently
 vs. Jacksonville State (12/1/06)
 Career 1, three times, most recently
 vs. Jacksonville State (12/1/06)

BLOCKED SHOTS

Season 1 vs. Jacksonville State (12/1/06)
 Career 1 vs. Jacksonville State (12/1/06)

MINUTES

Season 19 at Navy (11/28/06)
 Career 19 at Navy (11/28/06)

- Scored four points in the second half at Delaware (1/13/07)
- Highlight reel two-handed dunk after driving the left baseline in the first half at Georgia State (1/8/07)
- Made first career start against Cornell (12/2/06)
- Scored his first collegiate points with 12 on 5-of-10 from the field against Wagner (11/20/06)
- Pulled down three rebounds, all offensive, against the Seahawks
- Played 12 minutes and finished with two points, three rebounds and a block against Barton College
- His two points against the Bulldogs came on a follow-up two-handed dunk
- Named to the *Washington Post* First-Team All-Metro squad as a senior
- Honored with the Ron Johnson Award as the Five Star Most Promising Guard Prospect
- A First-Team *D.C. Examiner* and WCACA All-Conference selection
- Named the Virginia Independent Schools State Player of the Year in 2006
- Averaged 19.3 points, 8.6 rebounds, 2.0 assists and 2.0 blocks per game as a senior at Paul VI Catholic
- Led team to the Virginia Independent Schools Division I State final in 2004 and 2005, while advancing to the semifinals in 2006
- A honorable mention *Washington Post* All-Metro pick as a junior
- First W&M player from Paul VI since David Cully, who graduated from W&M in 1996 as the College's all-time blocked shots leader (248)

SUMNER'S 2006-07 GAME-BY-GAME STATISTICS

Date	Opp	Min	FG-A	Pct	3FG-A	Pct	FT-A	Pct	O-D	Tot	PF	A	TO	B	S	Pts
N11	at Kansas St.	6	0-1	.000	0-1	.000	0-0	.000	0-0	0	1	1	1	0	0	0
N20	Wagner	16	5-10	.500	2-5	.400	0-0	.000	3-0	3	0	1	0	0	1	12
N25	at Holy Cross	14	1-4	.250	0-0	.000	0-1	.000	2-2	4	0	0	2	0	0	2
N28	at Navy	19	2-8	.250	0-3	.000	0-0	.000	1-0	1	0	1	1	0	1	4
D1	Jacksonville St.	10	0-4	.000	0-0	.000	0-6	.000	2-0	2	0	0	0	1	1	0
D2	Cornell	10	1-4	.250	0-2	.000	0-0	.000	0-0	0	0	0	1	0	0	2
D5	Towson	3	0-2	.000	0-1	.000	0-0	.000	0-1	1	0	1	0	0	0	0
D8	North Florida	1	0-1	.000	0-1	.000	0-0	.000	0-0	0	0	0	0	0	0	0
D22	UMBC															DNP
D28	Hampton															DNP
D31	Richmond															DNP
J3	at GMU															DNP
J6	Northeastern															DNP
J8	at Georgia St.	3	1-1	1.000	0-0	.000	0-0	.000	0-0	0	0	0	0	0	0	2
J10	VCU	3	1-2	.500	0-1	.000	0-0	.000	0-0	0	0	0	0	0	0	2
J13	at Delaware	8	1-2	.500	0-0	.000	2-2	.500	0-0	0	2	0	2	0	0	4
J17	GMU															
J20	at Hofstra															
J24	at ODU															
J27	Georgia State															
J29	at VCU															
J31	JMU															
F3	UNCW															
F7	at JMU															
F10	at UNCW															
F14	Drexel															
F17	ESPN BracketBusters															
F21	at Drexel															
F24	ODU															

* Games started

SUMNER'S CAREER STATISTICS

Season	G-GS	Min-Avg	FG-A	Pct	3FG-A	Pct	FT-A	Pct	OR-DR	Reb-Avg	PF-FO	A	TO	Blk	St	Pts-Avg
2006-07	11-1	93-8.5	12-39	.308	2-14	.143	2-9	.222	8-3	11-1.0	3-0	4	7	1	3	28-2.4
Career	11-1	93-8.5	12-39	.308	2-14	.143	2-9	.222	8-3	11-1.0	3-0	4	7	1	3	28-2.4

SUMNER'S CAA STATISTICS

Season	G-GS	Min-Avg	FG-A	Pct	3FG-A	Pct	FT-A	Pct	OR-DR	Reb-Avg	PF-FO	A	TO	Blk	St	Pts-Avg
2006-07	4-0	17-4.3	3-7	.429	0-2	.000	2-2	1.000	0-1	1-0.3	2-0	1	2	0	0	8-2.0
Career	4-0	17-4.3	3-7	.429	0-2	.000	2-2	1.000	0-1	1-0.3	2-0	1	2	0	0	8-2.0

23

CHRIS DARNELL

So. - F - 6-8 - 210 (Fredericksburg, Va./North Stafford)

- Finished with two points and four rebounds in W&M's victory at George Mason (1/3/07)
- Had a career-high two blocked shots vs. Cornell (12/2/06)
- Started his first game of the season and second of his career at Navy (11/28/06)
- Turned in an all-around solid performance against Wagner (11/20/06) with seven points, five rebounds and a career-high three assists in 15 minutes off the bench
- Came off the bench in Tribe's exhibition win over Barton College, finishing with three points, three rebounds and two assists in 14 minutes of action
- Earned his first career start against Hofstra (2/20/06)
- In his first career game against Maine (11/18/05), knocked down a pair of 3-point field goals on his way to six points, four rebounds and two assists in 15 minutes
- Tallied a season-high eight points on 3-of-5 from the field to go along with a career-best seven rebounds against Delaware (2/15/06)
- Led the team in rebounding on three occasions, including back-to-back games with seven boards against Delaware (2/15/06) and four vs. Hofstra (2/20/06)
- Selected to the Virginia Group AAA All-State Second-Team by the *Associated Press*
- *Free-Lance Star* and district player of the year as a senior
- Set North Stafford High School's career scoring record with 1,464 points
- Averaged 24 points and 10 rebounds a game as a senior

DARNELL'S 2006-07 GAME-BY-GAME STATISTICS

Date	Opp	Min	FG-A	Pct	3FG-A	Pct	FT-A	Pct	O-D	Tot	PF	A	TO	B	S	Pts
N11	at Kansas St.	9	1-2	.500	1-1	1.000	0-0	.000	0-3	3	1	1	1	0	0	3
N20	Wagner	15	3-5	.600	1-1	1.000	0-0	.000	3-2	5	1	3	1	0	0	7
N25	at Holy Cross	3	0-1	.000	0-0	.000	0-0	.000	0-0	0	0	0	0	0	0	0
N28	at Navy	10	0-1	.000	0-0	.000	0-0	.000	0-2	2	1	1	2	1	0	0
D1	Jacksonville St.	16	0-3	.000	0-0	.000	0-2	.000	0-5	5	2	1	3	0	0	0
D2	Cornell	17	1-2	.500	0-0	.000	1-1	1.000	0-1	1	2	3	2	2	1	3
D5	Towson	4	0-0	.000	0-0	.000	2-2	1.000	1-2	3	2	0	2	0	0	2
D8	North Florida	9	0-0	.000	0-0	.000	0-0	.000	0-0	0	1	0	1	0	1	0
D22	UMBC	12	0-0	.000	0-0	.000	0-0	.000	0-0	0	1	0	0	0	0	0
D28	Hampton	3	0-1	.000	0-0	.000	0-0	.000	0-0	0	0	0	0	0	0	0
D31	Richmond	10	1-3	.333	0-1	.000	0-2	.000	1-2	3	2	1	1	0	0	2
J3	at GMU	11	1-5	.200	0-3	.000	0-0	.000	1-3	4	2	1	0	0	0	2
J6	Northeastern	10	1-3	.333	0-1	.000	0-0	.000	2-1	3	0	0	1	0	0	2
J8	at Georgia St.	14	2-2	1.000	0-0	.000	1-2	.500	0-1	1	2	0	0	1	0	5
J10	VCU	9	0-1	.000	0-0	.000	0-0	.000	0-1	1	1	1	1	0	1	0
J13	at Delaware	8	1-2	.500	0-1	.000	0-0	.000	0-1	1	3	0	0	1	0	2
J17	GMU															
J20	at Hofstra															
J24	at ODU															
J27	Georgia State															
J29	at VCU															
J31	JMU															
F3	UNCW															
F7	at JMU															
F10	at UNCW															
F14	Drexel															
F17	ESPN BracketBusters															
F21	at Drexel															
F24	ODU															

* Games started

DARNELL'S CAREER STATISTICS

Season	G-GS	Min-Avg	FG-A	Pct	3FG-A	Pct	FT-A	Pct	OR-DR	Reb-Avg	PF-FO	A	TO	Blk	St	Pts-Avg
2005-06	21-1	237-11.3	23-60	.383	4-18	.222	5-8	.625	14-32	46-2.2	5-0	13	13	3	3	55-2.6
2006-07	16-2	160-10.0	11-31	.355	2-8	.260	4-9	.444	6-23	29-1.8	21-0	12	15	5	3	28-1.8
Career	37-3	377-10.2	34-91	.374	6-26	.231	9-17	.529	20-55	75-2.0	26-0	25	28	8	6	83-2.2

DARNELL'S CAA STATISTICS

Season	G-GS	Min-Avg	FG-A	Pct	3FG-A	Pct	FT-A	Pct	OR-DR	Reb-Avg	PF-FO	A	TO	Blk	St	Pts-Avg
2005-06	15-1	174-11.6	16-47	.340	2-13	.154	5-8	.625	12-23	35-2.3	3-0	9	10	3	3	39-2.6
2006-07	6-0	56-9.3	5-13	.385	0-5	.000	3-5	.750	4-9	13-2.2	10-0	2	4	2	1	13-2.2
Career	21-1	230-11.0	21-60	.350	2-18	.111	8-12	.667	16-32	48-2.3	13-0	11	14	5	4	52-2.5

SINGLE-GAME HIGHS

POINTS	
Season	7 vs. Wagner (11/20/06)
Career	8 vs. Delaware (2/15/06)
FIELD GOALS	
Season	3 vs. Wagner (11/20/06)
Career	3, four times, most recently vs. Wagner (11/20/06)
FIELD GOAL ATTEMPTS	
Season	5 at George Mason (1/3/07)
	5 vs. Wagner (11/20/06)
Career	6 vs. Georgia State (2/4/06)
	6 at UNC Wilmington (1/7/06)
3-POINT FIELD GOALS	
Season	1 vs. Wagner (11/20/06)
	1 at Kansas State (11/11/06)
Career	2 vs. Maine (11/18/05)
3-POINT FIELD GOAL ATTEMPTS	
Season	3 at George Mason (1/3/07)
Career	3 at George Mason (1/3/07)
	3 at Towson (12/3/05)
FREE THROWS	
Season	2 vs. Towson (12/5/06)
Career	2 vs. Hofstra (2/20/06)
FREE THROW ATTEMPTS	
Season	2, four times, most recently at Georgia State (1/8/07)
Career	2, seven times, most recently at Georgia State (1/8/07)
REBOUNDS	
Season	5 vs. Wagner (11/20/06)
Career	7 vs. Delaware (2/15/06)
ASSISTS	
Season	3 vs. Cornell
	3 vs. Wagner (11/20/06)
Career	3, four times, most recently vs. Cornell (12/2/06)
STEALS	
Season	1, three times, most recently vs. VCU (1/10/07)
Career	1, six times, most recently vs. VCU (1/10/07)
BLOCKED SHOTS	
Season	2 vs. Cornell (12/2/06)
Career	2 vs. Cornell (12/2/06)
MINUTES	
Season	17 vs. Cornell (12/2/06)
Career	21 vs. Delaware (2/15/06)

SINGLE-GAME HIGHS

POINTS
 Season 26 vs. VCU (1/10/07)
 Career 26 vs. VCU (1/10/07)

FIELD GOALS
 Season 7 vs. VCU (1/10/07)
 7 vs. Towson (12/5/06)
 Career 7, four times, most recently vs. VCU (1/10/07)

FIELD GOAL ATTEMPTS
 Season 16 vs. Towson (12/5/06)
 16 at Navy (11/28/06)
 Career 16 vs. Towson (12/5/06)
 16 at Navy (11/28/06)

3-POINT FIELD GOALS
 Season 2 vs. VCU (1/10/07)
 2 vs. Hampton (12/28/06)
 Career 3 at Drexel (2/23/06)

3-POINT FIELD GOAL ATTEMPTS
 Season 4, three times, most recently at Delaware (1/13/07)
 Career 4, four times, most recently at Delaware (1/13/07)

FREE THROWS
 Season 10 vs. VCU (1/10/07)
 Career 10 vs. VCU (1/10/07)

FREE THROW ATTEMPTS
 Season 11 vs. VCU (1/10/07)
 Career 11 vs. VCU (1/10/07)

REBOUNDS
 Season 9 at George Mason (1/3/07)
 Career 9 at George Mason (1/3/07)

ASSISTS
 Season 4 vs. UMBC (12/22/06)
 Career 8 vs. Campbell (11/26/05)

STEALS
 Season 4 vs. VCU (1/10/07)
 Career 4, three times, most recently vs. VCU (1/10/07)

BLOCKED SHOTS
 Season 1 at Navy (11/28/06)
 Career 1, three times, most recently at Navy (11/28/06)

MINUTES
 Season 36 at Holy Cross (11/25/06)
 Career 36 at Holy Cross (11/25/06)

24

ADAMPAYTON

Sr. - G - 6-3 - 195 (Burlington, N.J./The Lawrenceville School)

- Leads W&M and ranks 16th in the CAA in scoring at 12.9 per game
- Turned in a career game vs. VCU (1/10/07), leading all scorers with 26 points to go along with a career-high tying four steals
- Scored the final four points, all free throws, leading W&M to a 60-57 win over Northeastern with 15 points, including 8-of-9 from the free throw line
- Has scored in double figures on 12 occasions this season
- Tallied 10 of his 12 points in the second half at George Mason (1/3/07), including the game clinching free throws
- Pulled down a career-high nine rebounds, including four offensive at GMU
- Chipped in 16 points off the bench, including a trio of dunks vs. Towson (12/5/06)
- Earned W&M Tip-Off MVP honors with an exceptional performance over the final five minutes against Cornell (12/2/06) to lead the Tribe back from a 13-point deficit
- Team Co-Captain with senior Adam Trumbower
- Topped W&M in steals in 2005-06, ranking eighth in the CAA
- Ranked third on the team in assists, while ranking fifth in points per game
- Had a career-high 20 points against Virginia Tech (12/27/05) on 7-of-9 shooting and a perfect 5-of-5 from the free throw line
- The eight assists vs. Campbell were a W&M season-high in 2005-06
- Transferred to W&M from Vanderbilt prior to the 2004-05 season

PAYTON'S 2006-07 GAME-BY-GAME STATISTICS

Date	Opp	Min	FG-A	Pct	3FG-A	Pct	FT-A	Pct	O-D	Tot	PF	A	TO	B	S	Pts
N11	at Kansas St.	29	2-8	.250	0-2	.000	1-1	1.000	1-2	3	1	2	3	0	0	5
N20	Wagner	21	4-6	.667	1-3	.333	0-0	.000	1-7	8	1	2	1	0	2	9
N25	at Holy Cross	36	5-14	.357	1-4	.250	4-5	.800	2-3	5	3	3	1	0	1	15
N28	at Navy	28	5-16	.313	0-2	.000	2-2	1.000	3-0	3	3	1	2	1	2	12
D1	Jacksonville St.	26	6-10	.600	1-2	.500	5-6	.833	2-3	5	1	0	4	0	2	18
D2	Cornell	34	1-5	.200	0-1	.000	8-10	.800	1-1	2	0	1	3	0	3	10
D5	Towson	28	7-16	.438	1-4	.250	1-2	.500	0-4	4	5	0	1	0	1	16
D8	North Florida	26	4-10	.400	1-3	.333	1-1	1.000	1-2	3	1	0	3	0	3	10
D22	UMBC	32	1-2	.500	1-1	1.000	4-4	1.000	0-4	4	1	4	1	0	0	7
D28	Hampton	33	4-7	.571	2-2	1.000	2-2	1.000	1-1	2	2	2	4	0	1	12
D31	Richmond	33	4-7	.571	1-2	.500	4-6	.667	1-3	4	1	2	3	0	1	13
J3	at GMU	31	5-14	.357	0-2	.000	2-2	1.000	4-5	9	2	2	2	0	1	12
J6	Northeastern	33	3-9	.333	1-2	.500	8-9	.889	0-2	2	1	2	1	0	2	15
J8	at Georgia St.	28	3-8	.375	0-2	.000	1-1	1.000	2-2	4	0	1	4	0	1	7
J10	VCU	35	7-13	.538	2-2	1.000	10-11	.909	3-2	5	2	2	5	0	4	26
J13	at Delaware	33	8-14	.571	1-4	.250	2-4	.500	1-3	4	2	2	1	0	3	19
J17	GMU															
J20	at Hofstra															
J24	at ODU															
J27	Georgia State															
J29	at VCU															
J31	JMU															
F3	UNCW															
F7	at JMU															
F10	at UNCW															
F14	Drexel															
F17	ESPN BracketBusters															
F21	at Drexel															
F24	ODU															

• Games started

PAYTON'S CAREER STATISTICS

Season	G-GS	Min-Avg	FG-A	Pct	3FG-A	Pct	FT-A	Pct	OR-DR	Reb-Avg	PF-FO	A	TO	Blk	St	Pts-Avg
2002-03†	23-0	179-7.8	10-28	.357	6-12	.500	3-12	.250	0-5	5-0.2	14-0	12	13	0	8	29-1.3
2003-04†	29-0	252-8.7	25-46	.543	5-12	.417	9-18	.500	0-21	21-0.7	14-0	22	25	1	8	64-2.2
2005-06	28-26	675-24.1	70-145	.483	14-30	.467	42-63	.667	23-48	71-2.5	41-1	50	53	1	45	196-7.0
2006-07	16-14	486-30.4	69-159	.434	13-38	.342	55-66	.833	23-44	67-4.2	26-1	26	39	1	27	206-12.9
Career	96-40	1592-16.6	174-378	.460	38-92	.413	109-159	.686	46-118	164-1.7	95-2	110	124	3	88	495-5.2

† at Vanderbilt

PAYTON'S CAA STATISTICS

Season	G-GS	Min-Avg	FG-A	Pct	3FG-A	Pct	FT-A	Pct	OR-DR	Reb-Avg	PF-FO	A	TO	Blk	St	Pts-Avg
2005-06	18-17	413-22.9	36-86	.419	8-20	.400	15-24	.625	14-26	40-2.2	28-1	28	33	0	24	95-5.3
2006-07	6-5	188-31.3	33-74	.446	5-16	.313	24-29	.828	10-18	28-4.7	7-0	9	14	0	12	95-15.8
Career	24-22	601-25.0	69-160	.431	13-36	.361	39-53	.736	24-44	68-2.8	35-1	37	47	0	36	190-7.9

25

CHRIS STRATTON

Jr. - F - 6-6 - 205 (Burke, Va./Lake Braddock)

- Saw first action of the 2006-07 season against Wagner (11/20/06) and scored two points
- Walk on forward from Burke, Va.
- Appeared in nine games, averaging 0.3 points and 0.7 rebounds per game in 2005-06
- Notched a season-high two points in six minutes of action at Towson (12/3/05)
- Pulled down a season-high three rebounds in the season-opening victory over Maine (11/18/05)
- Played in 14 games and earned first career start against Hofstra (1/31/05) as a freshman
- Scored a career-high four points against Longwood (12/1/04)
- Pulled down four rebounds, including three offensive, at UNC Greensboro (12/20/04)

SINGLE-GAME HIGHS

POINTS
 Season 2 vs. Wagner (11/20/06)
 Career 4 vs. Longwood (12/1/04)

FIELD GOALS
 Season 1 vs. Wagner (11/20/06)
 Career 1, six times, most recently vs. Wagner (11/20/06)

FIELD GOAL ATTEMPTS
 Season 1 vs. Wagner (11/20/06)
 Career 3 at UNC Greensboro (12/20/04)

3-POINT FIELD GOALS
 Season None
 Career None

3-POINT FIELD GOAL ATTEMPTS
 Season None
 Career 1 at George Mason (1/29/05)

FREE THROWS
 Season None
 Career 2 vs. Longwood (12/1/04)

FREE THROW ATTEMPTS
 Season 1 vs. Wagner (11/20/06)
 Career 2 vs. Hofstra (2/20/06)

REBOUNDS
 Season None
 Career 4 at UNC Greensboro (12/20/04)

ASSISTS
 Season None
 Career 1, three times, most recently at Old Dominion (2/9/06)

STEALS
 Season None
 Career 1, three times, most recently vs. Hofstra (2/20/06)

BLOCKED SHOTS
 Season None
 Career 1 vs. Hofstra (2/20/06)

MINUTES
 Season 2 vs. Wagner (11/20/06)
 Career 18 at Hofstra (1/31/05)

STRATTON'S 2006-07 GAME-BY-GAME STATISTICS

Date	Opp	Min	FG-A	Pct	3FG-A	Pct	FT-A	Pct	O-D	Tot	PF	A	TO	B	S	Pts
N11	at Kansas St.						DNP									
N20	Wagner	2	1-1	1.000	0-0	.000	0-0	.000	1-0	1	0	0	0	0	0	2
N25	at Holy Cross						DNP									
N28	at Navy						DNP									
D1	Jacksonville St.						DNP									
D2	Cornell						DNP									
D5	Towson						DNP									
D8	North Florida	1	0-0	.000	0-0	.000	0-0	.000	0-0	0	0	0	0	0	0	0
D22	UMBC						DNP									
D28	Hampton						DNP									
D31	Richmond						DNP									
J3	at GMU						DNP									
J6	Northeastern						DNP									
J8	at Georgia St.	0+	0-0	.000	0-0	.000	0-0	.000	0-0	0	0	0	0	0	0	0
J10	VCU						DNP									
J13	at Delaware						DNP									
J17	GMU						DNP									
J20	at Hofstra						DNP									
J24	at ODU						DNP									
J27	Georgia State						DNP									
J29	at VCU						DNP									
J31	JMU						DNP									
F3	UNCW						DNP									
F7	at JMU						DNP									
F10	at UNCW						DNP									
F14	Drexel						DNP									
F17	ESPN BracketBusters						DNP									
F21	at Drexel						DNP									
F24	ODU						DNP									

* Games started

STRATTON'S CAREER STATISTICS

Season	G-GS	Min-Avg	FG-A	Pct	3FG-A	Pct	FT-A	Pct	OR-DR	Reb-Avg	PF-FO	A	TO	Blk	St	Pts-Avg
2004-05	14-1	82-5.9	5-9	.556	0-1	.000	2-2	1.000	7-7	14-1.0	6-0	2	5	0	1	12-0.9
2005-06	9-0	24-2.7	1-3	.333	0-0	.000	1-2	.500	2-4	6-0.7	1-0	1	1	1	2	3-0.3
2006-07	3-0	3-1.5	1-1	1.000	0-0	.000	0-0	.000	1-0	1-0.3	0-0	0	0	0	0	2-0.7
Career	26-1	109-4.4	7-13	.538	0-1	.000	3-4	.750	10-11	21-0.8	7-0	3	6	1	3	17-0.7

STRATTON'S CAA STATISTICS

Season	G-GS	Min-Avg	FG-A	Pct	3FG-A	Pct	FT-A	Pct	OR-DR	Reb-Avg	PF-FO	A	TO	Blk	St	Pts-Avg
2004-05	7-1	51-7.3	2-3	.667	0-1	.000	0-0	.000	2-3	5-0.7	6-0	0	2	0	1	4-0.6
2005-06	8-0	18-2.3	1-2	.500	0-0	.000	1-2	.500	0-3	3-0.4	1-0	1	1	1	2	3-0.4
2006-07	1-0	0-0.0	0-0	.000	0-0	.000	0-0	.000	0-0	0-0.0	0-0	0	0	0	0	0-0.0
Career	16-1	69-4.6	3-5	.600	0-1	.000	1-2	.500	2-6	8-0.5	7-0	1	3	1	3	7-0.4

45

COREY COFIELD

Sr. - F - 6-5 - 245 (Newton, Mass./Roxbury Latin)

SINGLE-GAME HIGHS

POINTS
 Season 9 vs. Wagner (11/20/06)
 Career 27 at VCU(2/23/05)

FIELD GOALS
 Season 4 at Holy Cross (11/25/06)
 Career 4 vs. Wagner (11/20/06)
 Career 10 at Hofstra (1/24/04)

FIELD GOAL ATTEMPTS
 Season 10 vs. Wagner (11/20/06)
 Career 18 at Northeastern (2/2/06)

3-POINT FIELD GOALS
 Season None
 Career None

3-POINT FIELD GOAL ATTEMPTS
 Season None
 Career None

FREE THROWS
 Season 4 vs. VCU (1/10/07)
 Career 13 at VCU (2/23/05)

FREE THROW ATTEMPTS
 Season 6 vs. VCU (1/10/07)
 Career 17, Delaware (2/11/04)

REBOUNDS
 Season 6 at Holy Cross (11/25/06)
 Career 13, three times, most recently at Towson (2/26/05)

ASSISTS
 Season 1, four times, most recently vs. North Florida (12/8/06)
 Career 4 vs. Towson (2/18/04)
 Career 4 at Virginia (1/5/04)

STEALS
 Season 3 vs. Jacksonville State (12/1/06)
 Career 3, four times, most recently vs. Jacksonville State (12/1/06)

BLOCKED SHOTS
 Season 1 vs. Jacksonville State (12/1/06)
 Career 3 at UNC Greensboro (12/20/04)

MINUTES
 Season 26 at Holy Cross (11/25/06)
 Career 40 vs. George Mason (2/12/05)

- Moved into 23rd on the W&M career scoring list against Jacksonville State (12/1/06)
- Moved into 19th on the W&M career rebounds list with four against Cornell (12/2/06)
- Started his first game of the season against the Crusaders
- Topped W&M in rebounding and field-goal percentage for the second straight season in 2005-06 with 4.7 per contest and .554 (112-of-202), respectively
- His .554 field-goal percentage ranked sixth in school history, behind his .563 percentage of 2003-04
- Became the 14th player in W&M history to garner 1,000 points and 500 rebounds during his career
- Career field-goal percentage of .530 (357-of-674) ranks sixth in W&M history
- Notched his 12th career double-double with 19 points and 11 rebounds at Northeastern (2/2/06)
- A Third-Team All-CAA selection in 2003-04 and in 2004-05
- 2004 CAA Rookie of the Year
- Named MVP of the W&M Tip-Off Classic in 2004, and garnered CAA Player of the Week honors following the performance
- His .804 free throw percentage in 2004-05 ranked as the 17th-best in school history, while his 144 free throws during his sophomore season was the 10th-best total

COFIELD'S 2006-07 GAME-BY-GAME STATISTICS

Date	Opp	Min	FG-A	Pct	3FG-A	Pct	FT-A	Pct	O-D	Tot	PF	A	TO	B	S	Pts
N11	at Kansas St.	14	2-4	.500	0-0	.000	0-2	.000	0-0	0	0	1	1	0	0	4
N20	Wagner	13	4-10	.400	0-0	.000	1-2	.500	0-5	5	4	0	4	0	0	9
N25	at Holy Cross	16	4-8	.500	0-0	.000	0-0	.000	2-4	6	1	1	1	0	0	8
N28	at Navy	10	0-1	.000	0-0	.000	0-0	.000	1-2	3	0	0	3	0	0	0
D1	Jacksonville St.	12	2-6	.333	0-0	.000	1-2	.500	1-1	2	2	1	5	1	3	5
D2	Cornell	11	1-6	.167	0-0	.000	0-0	.000	1-3	4	2	0	1	0	1	2
D5	Towson	4	0-0	.000	0-0	.000	0-0	.000	1-0	1	0	0	0	0	0	0
D8	North Florida	4	0-1	.000	0-0	.000	0-0	.000	0-0	0	0	1	0	0	0	0
D22	UMBC															DNP
D28	Hampton															DNP
D31	Richmond															DNP
J3	at GMU															DNP
J6	Northeastern	3	0-0	.000	0-0	.000	0-0	.000	0-1	1	0	0	0	0	0	0
J8	at Georgia St.	2	0-0	.000	0-0	.000	0-0	.000	0-0	0	1	0	0	0	0	0
J10	VCU	8	1-1	1.000	0-0	.000	4-6	.667	1-0	1	1	0	0	0	0	6
J13	at Delaware															DNP
J17	GMU															
J20	at Hofstra															
J24	at ODU															
J27	Georgia State															
J29	at VCU															
J31	JMU															
F3	UNCW															
F7	at JMU															
F10	at UNCW															
F14	Drexel															
F17	ESPN BracketBusters															
F21	at Drexel															
F24	ODU															

* Games started

COFIELD'S CAREER STATISTICS

Season	G-GS	Min-Avg	FG-A	Pct	3FG-A	Pct	FT-A	Pct	OR-DR	Reb-Avg	PF-FO	A	TO	Blk	St	Pts-Avg
2003-04	28-21	782-27.9	126-224	.563	0-0	.000	118-186	.634	72-113	185-6.6	61-0	37	70	9	29	370-13.2
2004-05	29-27	833-28.7	119-248	.480	0-0	.000	144-179	.804	79-121	200-6.9	72-3	26	88	17	21	382-13.2
2005-06	28-15	625-22.3	112-202	.554	0-0	.000	63-92	.685	61-71	132-4.7	56-1	28	57	5	25	287-10.3
2006-07	11-2	105-9.5	14-37	.378	0-0	.000	6-12	.500	6-17	23-2.1	9-0	4	15	1	4	34-3.1
Career	96-65	2345-24.4	371-711	.522	0-0	.000	331-469	.706	217-318	540-5.6	197-4	95	230	32	79	1073-11.2

COFIELD'S CAA STATISTICS

Season	G-GS	Min-Avg	FG-A	Pct	3FG-A	Pct	FT-A	Pct	OR-DR	Reb-Avg	PF-FO	A	TO	Blk	St	Pts-Avg
2003-04	18-16	565-31.4	92-164	.561	0-0	.000	89-133	.669	49-86	135-7.5	40-0	24	54	7	20	273-15.2
2004-05	18-16	532-29.6	81-167	.485	0-0	.000	100-123	.813	55-74	129-7.2	44-1	18	61	9	17	262-14.6
2005-06	18-11	390-21.7	60-116	.517	0-0	.000	38-56	.679	36-39	75-4.2	29-0	19	30	3	20	158-8.8
2006-07	4-0	18-4.5	1-1	1.000	0-0	.000	4-6	.667	2-1	3-0.8	0-0	0	0	0	0	6-1.5
Career	58-43	1497-26.3	234-448	.522	0-0	.000	231-318	.726	142-200	342-5.9	113-1	61	145	19	57	699-12.1

THE LAST TIME...

TEAM

Played AP No. 1 team: at #1 Duke, L - 97-61, 12/30/91
 Defeated team ranked 2-10 by AP: vs. #2 North Carolina, 78-75, 12/7/77
 Defeated team ranked in the AP Top 25: vs. #2 North Carolina, 78-75, 12/7/77
 Defeated A.P. top 25 on the road: at #8 West Virginia, 89-76, 3/3/61

W&M INDIVIDUALS

Had a triple-double: not since 1986-87
 Had a double-double: Corey Cofield (19 pts., 11 rebs.) at Northeastern, 2/2/06
 Had 30-plus points and 10-plus rebounds: Jeff Cohen (49 pts., 31 rebs.) vs. Richmond, 2/25/61
 Four players in double figures: Adam Payton (26), Nathan Mann (14), Alex Smith (12) and David Schneider (10) vs. VCU, 1/10/07
 Five players in double figures: Brian Hutt (13), Corey Cofield (12), Calvin Baker (11), Laimis Kiselius (10) and Taylor Mokris (10) at James Madison 2/11/06
 Six players in double figures: Todd Cauthorn (17 pts.), Thomas Roberts (14), Brendan Connor, Matt Verkey (13 each), Sean Duff (12), and David Cully (11) vs. Shenandoah, 12/22/92
 Scored 30-39 points: Adam Hess (36) at Drexel, 2/7/04
 Scored 40-49 points: Jeff Cohen (49) vs. Richmond, 2/25/61
 Two or more players score 20-29 points in the same game: Nick D'Antoni (25) and Nathan Mann (25) vs. George Mason, 2/12/05
 Perfect at FT line (10 att.): Adam Hess (12-12) vs. VCU, 1/18/03
 Perfect beyond 3-point line (5 att.): Never
 Had 15-19 Rebounds: Adam Hess (15) at VCU, 2/25/02
 Had 10 or more assists: Nick D'Antoni (11) at George Mason, 1/31/04
 Had 6 or more steals: Adam Hess (6) at George Mason, 1/31/04
 Had 5 or more blocked shots: David Cully (10) vs. George Mason, 2/26/96

OPPONENT INDIVIDUALS

Had a triple-double: Michael Anderson (10 pts., 11 rebs., 10 assts.), Drexel, 11/30/85
 Had a double-double: Herb Courtney (27 pts, 11 reb.), Delaware, 1/13/07
 Four players in double figures: Herb Courtney (27 pts.), Sam McMahon (15), Calvin Cannon (14), Darrell Johnson (11), Delaware, 1/13/07
 Five players in double figures: Jose Juan Barea (17 pts.), Shawn James, Adrian Martinez (13), Bennett Davis, Aaron Davis (11), Northeastern, 2/2/06
 Six players in double figures: Vic Hamilton (24), Jonathan Kerner (16), Deron Rippey (14), Tim Basham (11), Othello Meadows (11), and Tony Parham (11), East Carolina, 2/14/96
 Scored 30-39 points: Nick George (36 pts.), VCU, 2/23/05
 Scored 40-49 points: Anton Gill (40 pts.), East Carolina, 1/19/94
 Two or more players score 20-29 points in the same game: Jesse

Pellot-Rosa (20), T.J. Gwynn (22), VCU, 1/10/07
 Perfect at FT line (10 att.): Bill Mayew (14-14), UNCW, 1/29/97
 Had 15-19 Rebounds: Rick Edwards and Eric Poole (15 Rebs.), Richmond, 2/8/97
 Had 10 or more assists: Brian Johnson (10), Delaware, 1/13/07
 Had 6 or more steals: Keith Simmons (7), Holy Cross, 11/25/06
 Had 5 or more blocked shots: Shawn James (8), Northeastern, 2/2/06

W&M FIELD GOAL SHOOTING

Shot 50 percent or better: .512 vs. Hampton, 12/28/06
 Shot 60 percent or better: .633 vs. Georgia State, 2/4/06
 Shot 70 percent or better: .746 vs. Virginia Wesleyan, 2/1/84
 Made 30-39 field goals: 32 vs. Wagner, 11/20/06
 Made 40-49 field goals: 43 vs. George Mason, 2/27/95
 Made 50 or more field goals: not since 1986-87
 Attempted 60-69 field goals: 64 vs. Wagner, 11/20/06
 Attempted 70-79 field goals: 72 at Northeastern, 2/2/06
 Attempted 80-89 field goals: 84 vs. George Mason, 2/12/05
 Attempted 90 or more field goals: not since 1986-87

OPPONENT FIELD GOAL SHOOTING

Shot 50 percent or better: .548, Delaware, 1/13/07
 Shot 60 percent or better: .614, Navy, 11/28/06
 Shot 70 percent or better: .705, Navy, 3/8/85
 Made 30-39 field goals: 32, Hofstra, 2/20/06
 Made 40-49 field goals: 40, George Mason, 2/27/95
 Made 50 or more field goals: not since 1986-87
 Attempted 60-69 field goals: 62, Jacksonville State, 12/1/06
 Attempted 70-79 field goals: 71, Old Dominion, 2/9/06
 Attempted 80-89 field goals: 80, Kansas State, 11/11/06
 Attempted 90 or more field goals: 94, George Mason, 2/27/95

W&M THREE-POINT SHOOTING

Shot 50 percent or better: .500 vs. UNC-Greensboro, 12/21/05
 Shot 60 percent or better: .750 vs. Old Dominion, 2/16/01
 Shot 70-79 percent: .750 vs. Old Dominion, 2/17/01
 Made 10-14 3-point field goals: 13 vs. George Mason, 2/12/05
 Made 15 or more 3-pt. field goals: 16 vs. George Mason, 1/24/96
 Attempted 20-29 3-point field goals: 22 at Delaware, 1/13/07
 Attempted 30-39 3-point field goals: 34 at Radford, 11/24/03

OPPONENT THREE-POINT SHOOTING

Shot 50 percent or better: .500 vs. VCU, 1/10/07
 Shot 60 percent or better: .643 at Navy, 11/28/06
 Shot 70-79 percent: .750 vs. Richmond, 11/30/88
 Shot 80 percent or better: .800 vs. Wake Forest, 2/4/91
 Made 10-14 3-point field goals: 12 at Delaware, 1/13/07
 Made 15 or more 3-point field goals: 17 at VCU, 2/19/03
 Attempted 20-29 3-point field goals: 23 at Delaware, 1/13/07
 Attempted 30-39 3-point field goals: 30 vs. Richmond, 12/31/06

THE LAST TIME...

W&M FREE THROW SHOOTING

Shot 80 percent or better: .800 (16-20) at Delaware, 1/13/07
 Shot 90 percent or better: .955 (21-22) vs. UMBC, 12/22/06
 Shot 100 percent: 1.000 (13-13) at Drexel, 2/7/04
 Made 20-29 free throws: 27 vs. VCU, 1/10/07
 Made 30-39 free throws: 32 vs. Hartford, 11/19/04
 Made 40 or more free throws: not since 1964
 Attempted 10 or fewer free throws: 7 at Georgia State, 1/8/07
 Attempted 30-39 free throws: 34 vs. VCU, 1/10/07
 Attempted 40-49 free throws: 41 vs. Hartford, 11/19/04
 Attempted 50-59 free throws: not since 1986-87
 Attempted 60 or more free throws: not since 1964

OPPONENT FREE THROW SHOOTING

Shot 80 percent or better: .838 (31-37) vs. VCU, 1/10/07
 Shot 90 percent or better: .917 (11-12) vs. Northeastern, 1/6/07
 Shot 100 percent: 1.000 at George Mason, 1/26/06
 Made 20-29 free throws: 31 vs. VCU, 1/10/07
 Made 30-39 free throws: 31 vs. VCU, 1/10/07
 Made 40 or more free throws: not since 1964
 Attempted 10 or fewer free throws: 8 vs. North Florida, 12/8/06
 Attempted 30-39 free throws: 37 vs. VCU, 1/10/07
 Attempted 40-49 free throws: 42 at George Mason, 1/3/02
 Attempted 50-59 free throws: not since 1986-87
 Attempted 60 or more free throws: not since 1964

W&M SCORING

Scored 80 or more points: 90 vs. Georgia State, 2/4/06
 Scored 90 or more points: 90 vs. Georgia State, 2/4/06
 Scored 100 or more points: 101 vs. Elon, 12/22/98
 Scored 110 or more points: 116 vs. George Mason, 2/27/94

OPPONENT SCORING

Scored 80 or more points: 88 vs. VCU, 1/10/07
 Scored 90 or more points: 91 at VCU, 2/23/05
 Scored 100 or more points: 104 vs. George Mason, 2/12/05
 Scored 110 or more points: 127 at Virginia Tech, 1/29/73

W&M REBOUNDING

Had 40 or more rebounds: 40 vs. Richmond, 12/31/06
 Had 50 or more rebounds: 51 vs. Maine, 11/18/06
 Had 60 or more rebounds: 67 vs. Marymount, 11/29/95

OPPONENT REBOUNDING

Had 40 or more rebounds: 40 at Old Dominion, 2/9/06
 Had 50 or more rebounds: 59 at Kansas State, 11/11/06
 Had 60 or more rebounds: 60 at VMI, 2/10/65

W&M ASSISTS

Had 20 or more assists: 25 vs. Georgia State, 2/4/06
 Had 30 or more assists: 33 vs. George Mason, 2/27/95

OPPONENT ASSISTS

Had 20 or more assists: 20 at Navy, 11/28/06
 Had 30 or more assists: not since 1964

W&M BLOCKED SHOTS

Had 10 or more blocked shots: 17 vs. George Mason, 2/26/96

OPPONENT BLOCKED SHOTS

Had 10 or more blocked shots: 13 vs. Drexel, 1/5/06

W&M STEALS

Had 10 or more steals: 12 vs. North Florida, 12/8/06
 Had 15 or more steals: 19 at Virginia Tech, 12/23/03

OPPONENT STEALS

Had 10 or more steals: 11 vs. Hampton, 12/28/06
 Had 15 or more steals: 19 at Towson, 12/3/05

MISCELLANEOUS

Two W&M PLAYERS HAD A DOUBLE-DOUBLE IN THE SAME GAME:

Adam Hess (23 pts., 10 rebs.) and Zeb Cope (11 pts., 11 rebs.) vs. Towson, 3/5/04

W&M PLAYER LED THE TEAM IN POINTS, REBOUNDS AND ASSISTS IN THE SAME GAME:

Adam Trumbower (12 points, 6 rebounds, 4 assists) at Navy, 11/28/06

W&M PLAYED 2OT:

vs. George Mason, 2/12/05 (L, 104-99)

W&M PLAYED 3OT:

vs. Virginia Tech, 1/21/81 (W 48-46)

W&M PLAYED 4OT:

Never

W&M SHOT 70 PERCENT FROM THE FLOOR IN A HALF:

.739 (2nd Half) vs. Georgia State, 2/4/06

W&M SHOT 60 PERCENT FROM THE FLOOR IN A HALF:

.600 (12-of-20) (2nd half) vs. Hampton, 12/28/06

W&M Shot less than 30 percent from the floor in a half:

.250 (1st Half) at Georgia State, 1/14/06

W&M OVERCAME A DEFICIT IN THE FINAL FIVE MINUTES TO WIN A GAME:

Overcame 59-46 deficit to win 73-68 in OT vs. Cornell, 12/2/06

W&M OVERCAME A HALFTIME DEFICIT IN TWO CONSECUTIVE GAMES:

Overcame 33-31 deficit to win 67-63 (George Mason, A, 1/3/07)
 Overcame 27-26 deficit to win 60-57 (Northeastern, H, 1/6/07)

GAME 1 KANSAS STATE 70, W&M 60 NOVEMBER 11, 2006

W&M	tot-fg		3-pt		ft	rebounds			pf	tp	a	to	blk	s	min	
	fg	fga	fg	fga		fta	of	de								tot
13 Kisielius f	5	7	3	3	3	4	1	1	2	3	16	2	3	0	1	35
15 Stein f	2	4	0	0	0	0	3	3	6	4	4	2	2	0	0	20
02 Schneider g	5	14	3	9	5	7	1	8	9	4	18	7	5	0	4	38
11 Mann g	2	6	1	5	0	0	1	0	1	5	5	1	1	0	1	20
24 Payton g	2	8	0	2	1	1	1	2	3	1	5	2	3	0	0	29
00 Hess	1	3	0	0	1	4	1	2	3	3	3	0	1	1	0	11
03 Trumbower	0	0	0	0	0	0	0	1	1	0	0	0	1	0	0	2
04 Smith	1	4	0	0	0	1	2	3	2	2	2	0	0	0	0	13
20 Carrabine	0	0	0	0	0	0	0	0	0	0	0	0	0	0	0	3
22 Sumner	0	1	0	1	0	0	0	0	0	1	0	0	1	0	0	6
23 Darnell	1	2	1	1	0	0	0	3	3	1	3	1	1	0	0	9
45 Cofield	2	4	0	0	0	2	0	0	0	0	4	1	1	0	0	14
Team							1	5	6							
Totals	21	53	8	21	10	18	10	27	37	24	60	16	19	1	6	200

TOTAL FG% 1st Half: 10-25 40.0% 2nd Half: 11-28 39.3% Game: 39.6%
 3-Pt. FG% 1st Half: 4-9 44.4% 2nd Half: 4-12 33.3% Game: 38.1%
 F Throw % 1st Half: 3-5 60.0% 2nd Half: 7-13 53.8% Game: 55.6%

Kansas State	tot-fg		3-pt		ft	rebounds			pf	tp	a	to	blk	s	min	
	fg	fga	fg	fga		fta	of	de								tot
20 Martin f	2	9	0	2	1	2	3	1	4	4	5	0	1	0	0	12
50 Colon f	1	2	0	0	2	2	3	4	7	3	4	1	0	0	0	20
02 Young g	4	13	1	5	2	4	1	2	3	4	11	5	4	1	2	25
03 Harris g	8	19	3	9	3	4	3	4	7	0	22	1	1	2	2	34
15 Hoskins g	4	15	1	7	6	9	5	2	7	2	15	2	1	0	1	30
05 Stewart	1	9	0	3	0	0	1	1	2	1	2	4	1	0	2	20
14 Afeli	0	1	0	0	0	0	2	1	3	1	0	0	0	0	0	5
31 Merriewether	0	0	0	0	0	0	0	0	0	0	0	0	0	0	0	0+
34 Wright	4	11	1	3	1	2	5	8	13	2	10	3	1	1	1	34
55 Bennett	0	1	0	0	1	4	2	1	3	1	1	0	0	1	4	20
TEAM							7	3	10							
Totals	24	80	6	29	16	27	32	27	59	18	70	16	9	8	8	200

TOTAL FG% 1st Half: 13-44 29.5% 2nd Half: 11-36 30.6% Game: 30.0%
 3-Pt. FG% 1st Half: 3-15 20.0% 2nd Half: 3-14 21.4% Game: 20.7%
 F Throw % 1st Half: 5-9 55.6% 2nd Half: 11-18 61.1% Game: 59.3%

Officials: Steve Olson, Brad Ferrie, John Moore
 Technical fouls: William & Mary-None. Kansas State-None.
 Attendance: 11390

Score by Periods	1st	2nd	Total
William & Mary	27	33	60
Kansas State	34	36	70

GAME 3 HOLY CROSS 66, W&M 57 NOVEMBER 25, 2006

W&M	tot-fg		3-pt		ft	rebounds			pf	tp	a	to	blk	s	min	
	fg	fga	fg	fga		fta	of	de								tot
45 Cofield f	4	8	0	0	0	0	2	4	6	1	8	1	1	0	0	26
13 Kisielius f	4	10	2	4	0	0	1	2	3	1	10	1	5	1	0	30
24 Payton g	5	14	1	4	4	5	2	3	5	3	15	3	1	0	1	36
02 Schneider g	1	7	0	4	2	4	0	1	1	4	4	1	1	0	3	29
11 Mann g	5	9	2	5	0	1	0	6	6	3	12	4	0	0	0	27
03 Trumbower	0	0	0	0	0	0	0	1	1	1	0	1	0	0	0	4
04 Smith	1	2	0	0	1	1	0	2	2	5	3	0	1	1	0	11
15 Stein	1	1	0	0	1	2	0	0	0	2	3	0	4	0	0	18
20 Carrabine	0	0	0	0	0	0	0	0	0	0	0	0	0	0	0	2
22 Sumner	1	4	0	0	0	1	2	2	4	0	2	0	2	0	0	14
23 Darnell	0	1	0	0	0	0	0	0	0	0	0	0	0	0	0	3
TEAM							3	1	4							
Totals	22	56	5	17	8	14	10	22	32	20	57	11	15	2	4	200

TOTAL FG% 1st Half: 9-24 37.5% 2nd Half: 13-32 40.6% Game: 39.3%
 3-Pt. FG% 1st Half: 2-9 22.2% 2nd Half: 3-8 37.5% Game: 29.4%
 F Throw % 1st Half: 6-9 66.7% 2nd Half: 2-5 40.0% Game: 57.1%

Holy Cross	tot-fg		3-pt		ft	rebounds			pf	tp	a	to	blk	s	min	
	fg	fga	fg	fga		fta	of	de								tot
21 Vander Baan, f	1	8	0	3	0	0	4	5	9	4	2	1	0	0	0	28
33 Cunningham f	2	4	2	4	0	0	0	2	2	0	6	0	0	0	0	16
00 Clifford c	4	12	0	2	5	6	5	1	6	4	13	1	4	2	0	31
01 Thomas g	2	9	1	4	5	5	1	3	4	2	10	4	3	0	2	32
10 Simmons g	5	12	1	6	5	9	2	6	8	4	16	2	1	2	7	30
02 Cruz	0	0	0	0	0	0	1	0	1	1	0	0	0	0	0	3
03 Dixon	1	3	1	3	0	0	0	1	1	1	3	0	0	0	0	6
20 Doherty	4	8	0	3	2	3	0	5	5	2	10	5	1	0	2	32
43 McCarthy	0	0	0	0	0	0	0	1	1	0	0	0	3	1	0	5
53 Meister	3	4	0	0	0	0	1	1	2	0	6	1	0	0	1	17
TEAM							3	1	4							
Totals	22	60	5	25	17	23	17	26	43	18	66	14	13	5	12	200

TOTAL FG% 1st Half: 13-25 52.0% 2nd Half: 9-35 25.7% Game: 36.7%
 3-Pt. FG% 1st Half: 4-14 28.6% 2nd Half: 1-11 9.1% Game: 20.0%
 F Throw % 1st Half: 4-6 66.7% 2nd Half: 13-17 76.5% Game: 73.9%

Officials: Don McEvoy, Kevin Hart, Joe Pescitelli
 Technical fouls: William & Mary-None. Holy Cross-None.
 Attendance: 2103

Score by Periods	1st	2nd	Total
William & Mary	26	31	57
Holy Cross	34	32	66

GAME 2 W&M 77, WAGNER 53 NOVEMBER 20, 2006

Wagner	tot-fg		3-pt		ft	rebounds			pf	tp	a	to	blk	s	min	
	fg	fga	fg	fga		fta	of	de								tot
15 Ulrich f	1	2	0	1	1	3	0	5	5	5	3	0	1	0	0	19
20 Smith f	1	5	1	2	1	2	2	3	5	3	4	2	3	0	1	27
34 Radford f	3	6	0	0	1	5	5	0	5	2	7	0	1	0	1	15
23 Porter g	3	9	2	7	2	6	1	5	6	2	10	6	9	1	1	34
33 Drummond g	3	5	0	1	0	0	2	4	6	0	6	1	3	0	0	23
04 Vitale	3	7	2	6	1	1	0	3	3	2	9	1	0	0	0	28
05 Mundweiler	3	13	3	11	2	2	0	1	1	2	11	0	2	0	0	29
11 Duty	0	1	0	1	0	0	0	1	1	0	0	0	0	0	0	7
31 Callahan	0	1	0	0	0	0	0	0	0	0	0	0	0	0	0	1
51 Nielsen	0	2	0	2	3	4	0	0	0	1	3	0	0	0	0	12
55 Orock	0	1	0	0	0	0	0	1	1	0	0	0	0	0	0	5
TEAM							1	4	5							
Totals	17	52	8	31	11	23	11	27	38	17	53	10	19	1	3	200

TOTAL FG% 1st Half: 7-22 31.8% 2nd Half: 10-30 33.3% Game: 32.7%
 3-Pt. FG% 1st Half: 3-14 21.4% 2nd Half: 5-17 29.4% Game: 25.8%
 F Throw % 1st Half: 3-10 30.0% 2nd Half: 8-13 61.5% Game: 47.8%

W&M	tot-fg		3-pt		ft	rebounds			pf	tp	a	to	blk	s	min	
	fg	fga	fg	fga		fta	of	de								tot
13 Kisielius f	8	12	2	4	0	1	0	2	2	4	18	1	3	0	3	28
15 Stein f	1	1	0	0	0	0	0	0	0	4	2	1	1	0	0	7
02 Schneider g	2	3	1	2	3	4	0	2	2	3	8	6	1	0	1	25
11 Mann g	0	6	0	3	0	0	0	3	3	0	0	1	0	1	1	23
24 Payton g	4	6	1	3	0	0	1	7	8	1	9	2	1	0	2	21
00 Hess	1	3	0	0	0	0	0	3	3	2	2	0	1	1	0	8
03 Trumbower	1	2	0	1	0	0	0	1	1	2	2	1	1	0	0	16
04 Smith	1	4	0	0	0	1	1	4	5	3	2	0	0	1	0	12
12 Barnett	0	0	0	0	0	1	0	1	1	1	0	0	0	1	0	2
20 Carrabine	1	1	0	0	2	3	0	1	1	0	4	0	0	0	0	12
22 Sumner	5	10	2	5	0	0	3	0	3	0	12	1	0	0	1	16
23 Darnell	3	5	1	1	0	0	3	2	5	1	7	3	1	0	0	15
25 Stratton	1	1	0	0	0	0	1	0	1	0	2	0	0	0	0	2
45 Cofield	4	10	0	0	1	2	0	5	5	4	9	0	4	0	0	13
TEAM							1	1	2							
Totals	32	64	7	19	6	12	10	32	42	25	77	16	13	4	8	200

TOTAL FG% 1st Half: 13-29 44.8% 2nd Half: 19-35 54.3% Game: 50.0%
 3-Pt. FG% 1st Half: 4-11 36.4% 2nd Half: 3-8 37.5% Game: 36.8%
 F Throw % 1st Half: 1-4 25.0% 2nd Half: 5-8 62.5% Game: 50.0%

Officials: Harold Harris, Jr., George Harry, Ray Perone
 Technical fouls: Wagner-Ulrich, James. William and Mary-None.
 Attendance: 3197

Score by Periods	1st	2nd	Total
Wagner	20	33	53
William & Mary	31		

GAME 5 W&M 59, JACKSONVILLE STATE 56 DECEMBER 1, 2006

JSU	Player	tot-fg		3-pt		ft	rebounds			pf	tp	a	to	blk	s	min	
		fg	fga	fg	fga		fta	of	de								tot
21	Bradley f	4	9	0	1	1	2	0	3	3	5	9	1	6	0	4	28
33	Brown f	7	13	0	0	1	4	2	5	7	5	15	1	5	2	0	27
10	Ginn g	3	6	2	4	0	0	0	0	0	3	8	3	5	0	4	36
14	Smith g	2	6	0	3	0	0	0	0	0	2	4	0	0	0	2	11
30	Adams g	7	17	0	6	0	0	2	7	9	3	14	1	0	0	2	30
01	Thomas	0	3	0	3	0	0	0	0	0	0	1	0	0	0	0	4
05	Bray	0	1	0	1	0	0	0	0	0	0	0	4	3	0	0	18
15	Crow	1	3	0	0	1	2	3	1	4	2	3	0	0	1	0	14
22	Mbdoji	0	1	0	0	0	0	0	3	3	1	0	0	0	1	0	8
23	Shellwood	1	3	1	1	0	0	1	0	1	4	3	1	0	0	2	24
	TEAM																
	Totals	25	62	3	19	3	8	9	21	30	25	56	12	19	4	14	200

TOTAL FG% 1st Half: 9-28 32.1% 2nd Half: 16-34 47.1% Game: 40.3%
 3-Pt. FG% 1st Half: 1-9 11.1% 2nd Half: 2-10 20.0% Game: 15.8%
 F Throw % 1st Half: 1-4 25.0% 2nd Half: 2-4 50.0% Game: 37.5%

W&M	Player	tot-fg		3-pt		ft	rebounds			pf	tp	a	to	blk	s	min	
		fg	fga	fg	fga		fta	of	de								tot
04	Smith f	1	3	0	0	0	0	2	1	3	0	2	0	2	0	0	17
23	Darnell f	0	3	0	0	0	2	0	5	5	2	0	1	3	0	0	16
11	Mann g	4	8	0	3	0	0	0	5	5	2	8	2	4	0	1	28
13	Kisielius g	5	6	1	2	9	12	3	3	6	0	20	1	6	0	1	31
20	Carrabine g	1	5	0	3	0	0	0	2	2	0	2	1	0	0	0	14
00	Hess	0	1	0	0	0	1	0	1	1	1	0	0	0	0	0	6
03	Trumbower	0	2	0	1	2	2	1	4	5	2	2	1	1	0	1	20
15	Stein	1	1	0	0	0	2	2	4	6	1	2	4	3	0	0	20
22	Sumner	0	4	0	0	0	6	2	0	2	0	0	0	0	1	1	10
24	Payton	6	10	1	2	5	6	2	3	5	1	18	0	4	0	2	26
45	Cofield	2	6	0	0	1	2	1	1	2	2	5	1	5	1	3	12
	TEAM																
	Totals	20	49	2	11	17	33	17	30	47	11	59	11	28	2	9	200

TOTAL FG% 1st Half: 11-25 44.0% 2nd Half: 9-24 37.5% Game: 40.8%
 3-Pt. FG% 1st Half: 2-7 28.6% 2nd Half: 0-4 0.0% Game: 18.2%
 F Throw % 1st Half: 3-7 42.9% 2nd Half: 14-26 53.8% Game: 51.5%

Officials: Alvin Scott, Scott Smith, Shawn Carpenter
 Technical fouls: Jacksonville State-None. William and Mary-None.
 Attendance: 2684

Score by Periods	1st	2nd	Total
Jacksonville State	20	36	56
William and Mary	27	32	59

GAME 7 TOWSON 73, W&M 60 DECEMBER 5, 2006

Towson	Player	tot-fg		3-pt		ft	rebounds			pf	tp	a	to	blk	s	min	
		fg	fga	fg	fga		fta	of	de								tot
22	Abraham f	5	10	0	2	4	5	2	6	8	2	14	0	2	0	1	37
25	Tubbs f	3	5	0	0	1	2	3	4	7	2	7	2	2	0	0	28
33	Pease f	2	3	0	1	0	0	0	2	2	2	4	0	1	0	1	16
01	Williams g	2	3	0	1	0	0	0	2	2	2	4	3	2	0	0	21
14	Neal g	8	16	4	11	6	7	0	5	5	2	26	7	3	0	0	34
03	Crossin	0	3	0	3	4	4	0	3	3	0	4	2	2	0	1	23
04	Coleman	4	6	1	2	1	2	0	2	2	0	10	2	1	0	3	15
12	Breaux	1	1	0	0	0	0	0	1	1	2	2	0	0	1	1	14
20	Spruill	1	2	0	0	0	0	0	3	3	2	2	1	0	0	0	12
	TEAM																
	Totals	26	49	5	20	16	20	6	31	37	14	73	17	13	1	7	200

TOTAL FG% 1st Half: 15-27 55.6% 2nd Half: 11-22 50.0% Game: 53.1%
 3-Pt. FG% 1st Half: 4-10 40.0% 2nd Half: 1-10 10.0% Game: 25.0%
 F Throw % 1st Half: 8-11 72.7% 2nd Half: 8-9 88.9% Game: 80.0%

W&M	Player	tot-fg		3-pt		ft	rebounds			pf	tp	a	to	blk	s	min	
		fg	fga	fg	fga		fta	of	de								tot
04	Smith f	0	1	0	0	0	0	0	2	2	0	0	0	0	0	0	10
13	Kisielius f	0	6	0	3	0	0	0	0	0	0	4	1	0	0	0	29
03	Trumbower g	0	2	0	1	2	2	1	3	4	2	2	3	1	0	0	20
11	Mann g	1	8	0	6	4	4	0	0	0	1	6	2	0	0	2	24
20	Carrabine g	3	6	3	6	1	2	0	2	2	2	10	0	0	0	0	16
00	Hess	0	0	0	0	0	0	0	1	1	1	0	0	0	0	0	6
02	Schneider	5	9	4	8	4	5	0	2	2	3	18	2	1	0	1	28
15	Stein	3	4	0	0	0	1	1	3	4	3	6	4	2	0	0	28
22	Sumner	0	2	0	1	0	0	0	1	1	0	0	1	0	0	0	3
23	Darnell	0	0	0	0	2	2	1	2	3	2	2	0	0	0	0	4
24	Payton	7	16	1	4	1	2	0	4	4	5	16	0	1	0	1	28
45	Cofield	0	0	0	0	0	0	1	0	1	0	0	0	0	0	0	4
	TEAM																
	Totals	19	54	8	29	14	18	5	21	26	19	60	16	8	0	4	200

TOTAL FG% 1st Half: 8-25 32.0% 2nd Half: 11-29 37.9% Game: 35.2%
 3-Pt. FG% 1st Half: 3-11 27.3% 2nd Half: 5-18 27.8% Game: 27.6%
 F Throw % 1st Half: 6-9 66.7% 2nd Half: 8-9 88.9% Game: 77.8%

Officials: Steve Gordon, Sean Casady, Raymond Styns
 Technical fouls: Towson-None. William and Mary-None.
 Attendance: 2073

Score by Periods	1st	2nd	Total
Towson	42	31	73
William and Mary	25	35	60

GAME 6 W&M 73, CORNELL 68 DECEMBER 2, 2006

Cornell	Player	tot-fg		3-pt		ft	rebounds			pf	tp	a	to	blk	s	min	
		fg	fga	fg	fga		fta	of	de								tot
20	Wittman f	6	14	4	9	0	5	2	6	8	5	11	2	4	4	0	44
42	Naeve f	4	8	0	0	3	5	2	6	8	5	11	2	4	4	0	29
03	Dow g	1	4	0	2	0	0	0	1	1	0	2	5	3	0	3	32
05	Battle g	7	10	1	2	6	6	1	3	4	2	21	2	2	0	0	41
12	Dale g	4	10	1	3	0	0	1	2	3	5	9	4	2	0	0	24
01	Ihekweazu	0	0	0	0	0	0	1	1	3	0	0	0	0	0	0	3
11	App	1	3	1	2	0	0	0	0	0	0	3	0	0	0	0	17
22	Mullen	1	1	0	0	0	0	0	0	1	1	2	0	0	0	1	7
33	Tyler	0	0	0	0	0	0	0	1	1	2	0	0	0	0	0	5
34	Kreefer	2	3	0	1	0	0	1	2	3	3	4	1	1	0	0	22
40	Reynolds	0	0	0	0	0	0	0	0	0	1	0	0	1	0	0	1
	TEAM																
	Totals	26	53	7	19	9	11	7	22	29	24	68	17	16	4	5	225

TOTAL FG% 1st Half: 12-26 46.2% 2nd Half: 11-19 57.9% Game: 49.1%
 3-Pt. FG% 1st Half: 4-10 40.0% 2nd Half: 3-7 42.9% Game: 36.8%
 F Throw % 1st Half: 2-3 66.7% 2nd Half: 7-8 87.5% Game: 81.8%

W&M	Player	tot-fg		3-pt		ft	rebounds			pf	tp	a	to	blk	s	min	
		fg	fga	fg	fga		fta	of	de								tot
15	Stein f	1	1	0	0	0	3	3	1	4	2	2	2	1	0	30	
22	Sumner f	1	4	0	2	0	0	0	0	0	2	2	0	1	0	0	10
45	Cofield f	1	6	0	0	0	0	1	3	4	2	2	0	1	0	1	11
03	Trumbower g	2	4	1	3	2	2	0	2	2	3	7	5	1	0	0	27
24	Payton g	1	5	0	1	8	10	1	1	2	0	10	1	3	0	3	34
00	Hess	0	0	0	0	0	0	0	0	0	0	0	0	0	0	0	3
04	Smith	3	6	0	0	0	2	1	1	2	1	6	0	2	0	1	16
11	Mann	5	13	4	10	1	2	0	4	4	2	15	1	0	0	0	29
13	Kisielius	7	12	3	6	4	4	3	3	6	2	21	4	1	0	1	35
20	Carrabine	2	3	1	2	0	0	1	0	1	1	5	0	0	0	0	13
23	Darnell	1	2	0	0	1	1	0	1	1	2	3	3	2	2	1	17
	TEAM																
	Totals	24	56	9	24	16	24	14	19	33	15	73	16	13	3	7	225

TOTAL FG% 1st Half: 10-23 43.5% 2nd Half: 11-28 39.3% Game: 42.9%
 3-Pt. FG% 1st Half: 4-10 40.0% 2nd Half: 5-13 38.5% Game: 37.5%
 F Throw % 1st Half: 1-2 50.0% 2nd Half: 10-16 62.5% Game: 66.7%

Officials: Alvin Cox, Scott Smith, Shawn Carpenter
 Technical fouls: Cornell-None. William and Mary-None.
 Attendance: 2118

Score by Periods	1st	2nd	OT	Total
Cornell	30	32	6	68
William and Mary	25	37	11	73

GAME 8 W&M 61, NORTH FLORIDA 44 DE

GAME 9 W&M 70, UMBC 58 DECEMBER 22, 2006

	tot-fg		3-pt		ft	rebounds			pf	tp	a	to	blk	s	min	
	fg	fga	fg	fga		fta	of	de								tot
UMBC																
30 Fry f	0	1	0	0	0	0	0	1	2	0	0	0	0	0	20	
44 Housman f	3	5	0	0	3	4	2	4	6	3	9	2	1	0	35	
02 Greene g	1	5	0	4	0	0	0	0	0	1	2	0	1	0	25	
12 Pugh g	3	7	1	4	6	6	2	3	5	1	13	4	3	0	40	
23 Young 6	9	0	1	2	2	0	3	3	2	14	0	4	0	0	37	
05 Seaborn	0	1	0	0	2	3	0	0	0	1	2	0	0	0	2	
21 Spadafora	1	3	0	1	0	0	0	0	0	1	2	0	0	0	15	
24 Hodges	7	14	2	4	0	0	1	3	4	4	16	0	1	0	26	
40 Eshietedoho	0	0	0	0	0	0	0	0	0	0	1	0	0	0	0+	
TEAM						2	3	5			1					
Totals	21	45	3	14	13	15	7	17	24	15	58	6	12	0	5	200

TOTAL FG% 1st Half: 7-18 38.9% 2nd Half: 14-27 51.9% Game: 46.7%
 3-Pt. FG% 1st Half: 2-5 40.0% 2nd Half: 1-9 11.1% Game: 21.4%
 F Throw % 1st Half: 9-11 81.8% 2nd Half: 4-4 100% Game: 86.7%

W&M	tot-fg		3-pt		ft	rebounds			pf	tp	a	to	blk	s	min	
	fg	fga	fg	fga		fta	of	de								tot
13 Kisielius f	5	7	2	3	7	8	2	1	3	1	19	2	2	1	34	
15 Stein f	2	5	0	0	0	0	2	2	2	3	4	0	0	1	19	
02 Schneider g	3	8	3	6	2	2	0	1	1	1	11	2	1	0	34	
11 Mann g	1	4	0	2	3	3	0	0	0	1	5	2	2	0	26	
24 Payton g	1	2	1	1	4	4	0	4	4	1	7	4	1	0	32	
00 Hess	1	1	0	0	2	2	0	0	0	2	4	1	0	0	6	
03 Trumbower	2	2	0	0	2	2	0	0	0	0	6	0	1	0	9	
04 Smith	4	8	0	0	1	1	1	4	5	2	9	0	2	0	15	
20 Carrabine	2	5	1	3	0	0	0	4	4	1	5	0	0	1	13	
23 Darnell	0	0	0	0	0	0	0	0	0	1	0	0	0	0	12	
TEAM						2	2	4								
Totals	21	42	7	15	21	22	5	18	23	13	70	11	9	2	3	200

TOTAL FG% 1st Half: 14-21 66.7% 2nd Half: 7-21 33.3% Game: 50.0%
 3-Pt. FG% 1st Half: 7-12 58.3% 2nd Half: 0-3 0.0% Game: 46.7%
 F Throw % 1st Half: 7-7 100% 2nd Half: 14-15 93.3% Game: 95.5%

Officials: Sean Casady, Kyle Neve, Matt Oblas
 Technical fouls: UMBC-None. William and Mary-None.
 Attendance: 1421

Score by Periods	1st	2nd	Total
UMBC	25	33	58
William and Mary	42	28	70

GAME 11 W&M 61, RICHMOND 53 DECEMBER 31, 2006

	tot-fg		3-pt		ft	rebounds			pf	tp	a	to	blk	s	min	
	fg	fga	fg	fga		fta	of	de								tot
Richmond																
21 Gonzalez f	2	8	0	5	2	2	0	0	0	4	6	1	2	0	1	24
35 Hovde f	1	3	0	1	0	0	1	2	3	2	2	0	1	0	2	23
54 Crank c	5	6	0	0	1	2	0	3	3	0	11	0	0	0	1	21
05 Morris g	5	13	3	9	0	0	2	0	2	4	13	5	2	1	1	38
13 Thomas g	3	6	0	2	2	3	3	4	7	4	8	1	0	0	1	35
04 McGonigal	0	1	0	0	0	0	0	0	0	2	0	0	0	0	0	4
03 Ciddings	0	2	0	2	0	0	1	1	2	3	0	0	0	0	0	7
40 Geriot	3	7	1	2	0	2	1	4	5	3	7	0	3	0	0	21
44 Butler	2	11	2	9	0	0	2	1	3	0	6	2	1	0	0	27
TEAM						1		1								
Totals	21	57	6	30	5	9	11	15	26	22	53	9	9	1	6	200

TOTAL FG% 1st Half: 6-19 31.6% 2nd Half: 15-38 39.5% Game: 36.8%
 3-Pt. FG% 1st Half: 0-9 0.0% 2nd Half: 6-21 28.6% Game: 20.0%
 F Throw % 1st Half: 1-2 50.0% 2nd Half: 4-7 57.1% Game: 55.6%

W&M	tot-fg		3-pt		ft	rebounds			pf	tp	a	to	blk	s	min	
	fg	fga	fg	fga		fta	of	de								tot
13 Kisielius f	4	6	1	3	2	4	3	5	8	1	11	3	2	2	0	30
15 Stein f	1	2	0	1	2	3	4	4	8	2	4	1	1	0	0	20
02 Schneider g	3	7	3	7	0	1	0	3	3	2	9	0	4	0	2	32
11 Mann g	1	8	0	2	1	2	1	7	8	1	3	4	1	0	0	32
24 Payton g	4	7	1	2	4	6	1	3	4	1	13	2	3	0	1	33
03 Trumbower	0	0	0	0	0	0	0	0	0	1	0	1	1	0	0	8
04 Smith	4	5	0	0	4	5	2	2	4	3	12	0	2	0	1	20
20 Carrabine	2	4	2	4	1	2	1	1	2	1	7	0	1	0	0	15
23 Darnell	1	3	0	1	0	2	1	2	3	2	2	1	1	0	0	10
TEAM																
Totals	20	42	7	20	14	25	13	27	40	14	61	12	16	2	4	200

TOTAL FG% 1st Half: 9-20 45.0% 2nd Half: 11-22 50.0% Game: 47.6%
 3-Pt. FG% 1st Half: 4-12 33.3% 2nd Half: 3-8 37.5% Game: 35.0%
 F Throw % 1st Half: 5-11 45.5% 2nd Half: 9-14 64.3% Game: 56.0%

Officials: Les Jones, Bernard Clinton, Duke Edsall
 Technical fouls: Richmond-None. William and Mary-None.
 Attendance: 1922

Score by Periods	1st	2nd	Total
Richmond	13	40	53
William and Mary	27	34	61

GAME 10 W&M 72, HAMPTON 67 DECEMBER 28, 2006

Hampton	tot-fg		3-pt		ft	rebounds			pf	tp	a	to	blk	s	min	
	fg	fga	fg	fga		fta	of	de								tot
01 Pilgrim f	5	10	1	4	1	2	5	4	9	5	12	0	8	0	1	24
21 Freeman f	3	7	0	1	4	8	2	2	4	2	10	0	2	0	0	26
50 Clark f	0	2	0	2	2	3	1	1	2	2	0	2	0	0	0	16
02 Simpson g	2	5	2	3	0	0	0	0	0	1	6	0	0	0	0	21
03 West g	8	16	2	6	10	12	0	3	3	3	28	1	4	0	5	34
12 Smalling	0	0	0	0	0	0	2	1	3	4	0	1	0	0	1	11
14 Mattox	0	0	0	0	0	0	1	1	2	1	0	0	1	0	2	15
15 Woodard	2	2	0	0	2	4	1	1	2	2	6	0	1	0	0	22
32 Ntoko	1	4	1	4	0	0	0	0	1	3	1	0	0	0	7	7
33 Pehoua	0	1	0	0	0	0	2	0	2	1	0	1	1	0	1	9
34 Sumner	0	0	0	0	0	0	0	0	0	0	0	0	0	0	0	0+
40 Robinson	0	0	0	0	0	2	1	0	1	2	0	0	1	0	1	3
TEAM						1		1			1					
Totals	21	47	6	20	19	31	16	13	29	24	67	4	21	0	11	200

TOTAL FG% 1st Half: 9-19 47.4% 2nd Half: 12-28 42.9% Game: 44.7%
 3-Pt. FG% 1st Half: 3-9 33.3% 2nd Half: 3-11 27.3% Game: 30.0%
 F Throw % 1st Half: 6-9 66.7% 2nd Half: 13-22 59.1% Game: 61.3%

W&M	tot-fg		3-pt		ft	rebounds			pf	tp	a	to	blk	s	min	
	fg	fga	fg	fga		fta	of	de								tot
13 Kisielius f	4	5	2	2	8	12	0	1	1	3	18	3	3	0	1	31
15 Stein f	2	3	0	0	3	3	2	1	3	4	7	1	3	0	0	20
02 Schneider g	1	5	1	5	3	6	0	3	3	4	6	3	3	0	0	29
11 Mann g	4	8	2	5	2	2	2	1	3	2	12	1	3	0	1	30
24 Payton g	4	7	2	2	2	1	1	2	2	2	12	2	4	0	1	33
00 Hess	0	0	0	0	2	2	1	1	2	1	2	0	2	0	0	7
03 Trumbower	0	1	0	1	1	2	1	1	2	2	1	1	4	0	0	11
04 Smith	4	7	0	1	0	0	1	2	3	3	8	1	1	2	0	21
20 Carrabine	2	4	2	4	0	0	1	0	1	0	6	1	1	0	0	15
23 Darnell	0	1	0	0	0	0	0	0	0	0	0	0	0	0	0	3
TEAM						2	3	5								
Totals	21	41	9	20	21	29	11	14	25	21	72	13	24	2	3	200

TOTAL FG% 1st Half: 9-21 42.9% 2nd Half: 12-20 60.0% Game: 51.2%
 3-Pt. FG% 1st Half: 6-12 50.0% 2nd Half: 3-8 37.5% Game: 45.0%
 F Throw % 1st Half: 6-11 54.5% 2nd Half: 15-18 83.3% Game: 72.4%

Officials: Manny Upton, Alan Spainhour, Harold E. Harris Jr.
 Technical fouls: Hampton-None. William and Mary-None.
 Attendance: 2107

Score by Periods	1st	2nd	Total
Hampton	27	40	67
William and Mary	30	42	72

GAME 12 W&M 67, GEORGE MASON 63 JANUARY 3, 2007

W&M	tot-fg		3-pt		ft	rebounds			pf	tp	a	to	blk	s	min	
	fg	fga	fg	fga		fta	of	de								tot
13 Kisielius f	2	3	0	1	5	6	4	4	8	2	9	5	4	0	1	29
15 Stein f	2	3	0	0	0	0	1	2	3	4	4	1	0	0	0	26
02 Schneider g	3	8	2	6	2	2	1	1	2	3	10	4	3	0	1	36
11 Mann g	5	11	4	9	0	1	0	0	0	1	14	1	1	0	0	32
24 Payton g	5	14	0	2	2	2	4	5	9	2	12	2	2	0	1	31
03 Trumbower	0	0	0	0	0	0	0	0	0	1	0	0	0	0	0	4
04 Smith																



**GAME 13
W&M 60, NORTHEASTERN 57
JANUARY 6, 2007**

	tot-fg		3-pt		ft	rebounds				pf	tp	a	to	blk	s	min
	fg	fga	fg	fga		fta	of	de	tot							
14 Davis f	4	12	0	3	2	2	0	5	5	1	10	4	0	0	0	39
24 Spates f	2	5	2	4	0	0	0	2	2	0	6	1	1	1	0	16
11 Martinez g	2	5	2	5	2	2	0	2	2	3	8	1	0	0	3	29
22 Kelly g	5	11	3	8	4	4	0	5	5	2	17	2	1	0	0	33
23 Janning g	2	7	1	4	1	2	3	2	5	2	6	3	6	1	1	36
20 Smith	0	1	0	0	0	0	1	0	1	1	0	0	0	0	0	12
32 Adako	3	7	0	0	0	0	0	1	1	3	6	0	1	0	0	22
50 Washington	1	3	0	0	2	2	2	1	3	2	4	0	2	0	0	13
TEAM							1	3	4							
Totals	19	51	8	24	11	12	7	21	28	14	57	11	11	2	4	200

TOTAL FG% 1st Half: 10-27 37.0% 2nd Half: 9-24 37.5% Game: 37.3%
 3-Pt. FG% 1st Half: 5-13 38.5% 2nd Half: 3-11 27.3% Game: 33.3%
 F Throw % 1st Half: 2-2 100% 2nd Half: 9-10 90.0% Game: 91.7%

	tot-fg		3-pt		ft	rebounds				pf	tp	a	to	blk	s	min
	fg	fga	fg	fga		fta	of	de	tot							
13 Kisielius f	3	9	1	5	2	4	1	1	2	2	9	2	2	1	1	28
15 Stein f	4	7	1	1	0	0	0	3	3	1	9	0	2	0	1	24
02 Schneider g	4	9	4	8	1	2	3	5	8	2	13	2	0	0	1	31
11 Mann g	1	6	0	3	0	0	1	4	5	0	2	1	4	1	2	29
24 Payton g	3	9	1	2	8	9	0	2	2	1	15	2	1	0	2	33
03 Trumbower	0	1	0	0	0	0	0	1	1	1	0	1	0	0	0	9
04 Smith	1	2	0	0	2	2	0	1	1	3	4	1	1	0	0	15
20 Carrabine	2	3	1	2	1	2	0	3	3	1	6	2	0	1	0	18
23 Darnell	1	3	0	1	0	2	1	3	0	2	0	1	0	0	0	10
45 Coffield	0	0	0	0	0	0	0	1	1	0	0	0	0	0	0	3
Team						2	4	6								
Totals	19	49	8	22	14	19	9	26	35	11	60	11	11	3	7	200

TOTAL FG% 1st Half: 9-27 33.3% 2nd Half: 10-22 45.5% Game: 38.8%
 3-Pt. FG% 1st Half: 4-15 26.7% 2nd Half: 4-7 57.1% Game: 36.4%
 F Throw % 1st Half: 4-6 66.7% 2nd Half: 10-13 76.9% Game: 73.7%

Officials: William Humes, Nathan Quick, Mark Lindsay
 Technical fouls: Northeastern-None. William and Mary-None.
 Attendance: 1764

Score by Periods	1st	2nd	Total
Northeastern	27	30	57
William and Mary	26	34	60

**GAME 15
VCU 88, W&M 77
JANUARY 10, 2007**

	tot-fg		3-pt		ft	rebounds				pf	tp	a	to	blk	s	min
	fg	fga	fg	fga		fta	of	de	tot							
VCU																
02 Fameni f	3	6	0	1	3	4	1	3	4	4	9	2	3	0	1	25
15 Anderson f	2	2	0	0	1	2	0	2	2	4	5	0	1	0	0	10
03 Maynor g	5	11	1	3	8	9	0	2	2	3	19	6	1	0	0	38
20 Walker g	2	4	2	4	2	2	0	2	2	2	8	1	2	0	1	30
23 Pellot-Rosa g	5	8	3	4	7	7	0	2	2	3	20	0	0	0	0	24
10 Coward	0	0	0	0	0	0	0	0	0	0	0	0	0	0	0	2
21 Ndongo	0	0	0	0	0	0	0	0	0	0	1	0	0	1	0	10
24 Shuler	0	1	0	1	0	0	2	4	6	2	0	0	1	0	1	18
30 Roland	2	3	0	0	1	1	2	1	3	4	5	0	1	1	0	13
42 Gwynn	6	7	1	1	9	12	0	3	3	2	22	3	3	0	5	30
TEAM							1		2							
Totals	25	42	7	14	31	37	6	20	26	25	88	12	13	1	9	200

TOTAL FG% 1st Half: 14-23 60.9% 2nd Half: 11-19 57.9% Game: 59.5%
 3-Pt. FG% 1st Half: 3-7 42.9% 2nd Half: 4-7 57.1% Game: 50.0%
 F Throw % 1st Half: 8-10 80.0% 2nd Half: 23-27 85.2% Game: 83.8%

	tot-fg		3-pt		ft	rebounds				pf	tp	a	to	blk	s	min
	fg	fga	fg	fga		fta	of	de	tot							
W&M																
13 Kisielius f	1	10	1	6	4	4	0	2	2	4	7	2	1	0	0	27
15 Stein f	0	2	0	1	0	0	0	1	1	5	0	0	1	0	1	13
02 Schneider g	3	7	2	6	2	5	2	2	4	4	10	3	3	0	0	35
11 Mann g	4	7	3	4	3	3	1	4	5	4	14	2	2	0	1	33
24 Payton g	7	13	2	2	10	11	3	2	5	2	26	2	5	0	4	35
00 Hess	0	0	0	0	0	0	0	0	0	0	0	0	0	0	0	1
03 Trumbower	0	0	0	0	0	0	0	0	0	0	0	0	1	0	0	1
04 Smith	4	5	0	0	4	5	3	2	5	3	12	0	2	0	0	23
20 Carrabine	0	1	0	1	0	0	0	0	0	0	0	0	0	0	0	12
22 Sumner	1	2	0	1	0	0	0	0	0	0	2	0	0	0	0	3
23 Darnell	0	1	0	0	0	0	0	1	1	1	1	1	0	1	1	9
45 Coffield	1	1	0	0	4	6	1	0	1	1	6	0	0	0	0	8
Team							1	2	3							
Totals	21	49	8	21	27	34	11	16	27	24	77	10	16	0	7	200

TOTAL FG% 1st Half: 12-25 48.0% 2nd Half: 9-24 37.5% Game: 42.9%
 3-Pt. FG% 1st Half: 3-12 25.0% 2nd Half: 5-9 55.6% Game: 38.1%
 F Throw % 1st Half: 2-4 50.0% 2nd Half: 26-30 83.3% Game: 79.4%

Officials: Steve Gordon, Mark Schnur, Ron Tyburski
 Technical fouls: VCU-TEAM. William and Mary-None.
 Attendance: 2412

Score by Periods	1st	2nd	Total
VCU	39	49	88
William and Mary	29	48	77

**GAME 14
W&M 57, GEORGIA STATE 43
JANUARY 8, 2007**

	tot-fg		3-pt		ft	rebounds				pf	tp	a	to	blk	s	min
	fg	fga	fg	fga		fta	of	de	tot							
W&M																
13 Kisielius f	4	9	3	4	1	2	1	2	3	3	12	1	2	0	1	26
15 Stein f	2	2	1	1	0	0	1	6	7	2	5	4	2	0	0	26
24 Payton g	3	8	0	2	1	1	2	4	2	0	7	4	4	0	1	28
02 Schneider g	3	9	1	6	0	2	1	5	6	2	7	4	2	0	2	33
11 Mann g	3	9	1	6	0	0	1	5	6	0	7	4	1	0	1	29
00 Hess	0	0	0	0	0	0	0	0	0	0	0	0	0	0	0	0+
03 Trumbower	0	1	0	1	0	0	0	1	1	0	0	0	0	0	0	9
04 Smith	3	3	1	1	0	0	0	1	1	4	7	0	2	0	0	11
12 Barnett	0	0	0	0	0	0	0	0	0	0	0	1	0	0	0	0+
20 Carrabine	2	4	1	2	0	0	0	1	1	1	5	0	1	0	1	19
22 Sumner	1	1	0	0	0	0	0	0	0	0	2	0	0	0	0	3
23 Darnell	2	2	0	0	1	2	0	1	1	2	5	0	0	1	0	14
25 Stratton	0	0	0	0	0	0	0	0	0	0	0	0	0	0	0	0+
45 Coffield	0	0	0	0	0	0	0	0	0	1	0	0	0	0	0	2
Team						2	2	4								
Totals	23	48	8	23	3	7	8	26	34	15	57	14	15	1	6	200

TOTAL FG% 1st Half: 9-24 37.5% 2nd Half: 14-24 58.3% Game: 47.9%
 3-Pt. FG% 1st Half: 3-18 20.0% 2nd Half: 5-8 62.5% Game: 34.8%
 F Throw % 1st Half: 1-2 50.0% 2nd Half: 2-5 40.0% Game: 42.9%

	tot-fg		3-pt		ft	rebounds				pf	tp	a	to	blk	s	min
	fg	fga	fg	fga		fta	of	de	tot							
Georgia State																
02 Perigue f	3	7	0	1	2	3	2	1	3	2	8	1	0	0	0	30
20 McBride f	2	6	2	4	0	0	1	1	1	8	1	1	0	1	0	20
01 Chase c	2	10	0	3	4	6	1	4	5	2	8	1	2	0	2	27
22 Mendez g	4	9	1	2	1	1	2	2	4	1	10	0	2	1	2	34
04 Larris g	0	0	0	0	0	1	0	0	0	1	0	2	0	0	0	12
04 Mitchell	0	2	0	1	0	0	2	5	7	0	0	4	2	0	1	21
11 Goldston	1	7	1	3	0	0	1	0	1	1	3	0	2	0	1	21
12 Moynihan	0	2	0	1	0	0	0	0	0	0	0	3	0	0	0	8
32 Billingslea	2	4	0	0	0	0	0	2	2	1	4	0	1	0	0	18
44 Lott	1	1	0	0	0	0	0	0	0	1	2	0	0	0	0	3
50 Dickerson	0	1	0	0	0	0	0	0	0	3	0	0	2	1	0	6
TEAM							3	3								
Totals	16	49	4	15	7	11	8	18	26	13	43	12	12	2	7	200

TOTAL FG% 1st Half: 7-29 24.1% 2nd Half: 9-20 45.0% Game: 32.7%
 3-Pt. FG% 1st Half: 2-9 22.2% 2nd Half: 2-6 33.3% Game: 26.7%
 F Throw % 1st Half: 2-3 66.7% 2nd Half: 5-8 62.5% Game: 63.6%

Officials: Mike Wood, Ray Natili, James Barker
 Technical fouls: William and Mary-None. Georgia State-None.
 Attendance: 717

Score by Periods	1st	2nd	Total
William and Mary	22	35	57
Georgia State	18	25	43

**GAME 16
DELAWARE 7**

2006-07 William and Mary Basketball
William and Mary Season Schedule/Results & Leaders (as of Jan 14, 2007)
All games

RECORD:	OVERALL	HOME	AWAY	NEUTRAL
ALL GAMES.....	(10-6)	(8-2)	(2-4)	(0-0)
CONFERENCE.....	(3-3)	(1-2)	(2-1)	(0-0)
NON-CONFERENCE.....	(7-3)	(7-0)	(0-3)	(0-0)

DATE	TIME	OPPONENT	SCORE	ATTEND	HIGH POINTS	HIGH REBOUNDS
11/11/06	1:00 PM	at Kansas State	60-70 L	11390	(18)Schneider, David	(9)Schneider, David
11/20/06	7:00 PM	WAGNER	W 77-53	3197	(18)Kisielius, Laimis	(8)Payton, Adam
11/25/06	2:00 PM	at Holy Cross	57-66 L	2103	(15)Payton, Adam	(6)Mann, Nathan (6)Cofield, Corey
11/28/06	7:00 pm	at Navy	63-79 L	1285	(12)Trumbower, Adam (12)Payton, Adam	(6)Trumbower, Adam
12/01/06	8:30 PM	JACKSONVILLE STATE	W 59-56	2684	(20)Kisielius, Laimis	(6)Kisielius, Laimis (6)Stein, Peter
12/02/06	8:30 PM	CORNELL	WOT 73-68	2118	(21)Kisielius, Laimis	(6)Kisielius, Laimis
12/05/06	8:07 PM	* TOWSON	60-73 L	2073	(18)Schneider, David	(4)Trumbower, Adam (4)Stein, Peter (4)Payton, Adam
12/08/06	7:00 PM	NORTH FLORIDA	W 61-44	2135	(13)Mann, Nathan	(9)Mann, Nathan
12/22/06	7:00 PM	UMBC	W 70-58	1421	(19)Kisielius, Laimis	(5)Smith, Alex
12/28/06	7:00 PM	HAMPTON	W 72-67	2107	(18)Kisielius, Laimis	(3)Smith, Alex (3)Schneider, David (3)Mann, Nathan
12/31/06	2:00 PM	RICHMOND	W 61-53	1922	(13)Payton, Adam	(8)Mann, Nathan (8)Stein, Peter (8)Kisielius, Laimis
1/3/07	7:00 PM	* at George Mason	W 67-63	4409	(14)Mann, Nathan	(9)Payton, Adam
1/6/07	12:06 PM	* NORTHEASTERN	W 60-57	1764	(15)Payton, Adam	(8)Schneider, David
1/8/07	6:00 PM	* at Georgia State	W 57-43	717	(12)Kisielius, Laimis	(7)Stein, Peter
1/10/07	7:00 PM	* VCU	77-88 L	2412	(26)Payton, Adam	(5)Payton, Adam (5)Mann, Nathan
1/13/07	7:00 PM	* at Delaware	62-77 L	2906	(19)Payton, Adam	(5)Smith, Alex (9)Smith, Alex

* = Conference game

ATTENDANCE SUMMARY	GAMES	TOTALS	AVG/GAME
HOME.....	10	21833	2183
AWAY.....	6	22810	3802
NEUTRAL.....	0	0	0
TOTAL.....	16	44643	2790

2006-07 William and Mary Basketball
William and Mary Combined Team Statistics (as of Jan 14, 2007)
All games

RECORD:	OVERALL	HOME	AWAY	NEUTRAL
ALL GAMES.....	(10-6)	(8-2)	(2-4)	(0-0)
CONFERENCE.....	(3-3)	(1-2)	(2-1)	(0-0)
NON-CONFERENCE.....	(7-3)	(7-0)	(0-3)	(0-0)

## Player	GP-GS	Min--Avg	---TOTAL---			---3-PTS---			---REBOUNDS---				PF	FO	A	TO	Blk	Stl	Pts	Avg
			FG-FGA	Pct	3FG-FGA	Pct	FT-FTA	Pct	Off	Def	Tot	Avg								
24 Payton, Adam.....	16-14	486 30.4	69-159	.434	13-38	.342	55-66	.833	23	43	66	4.1	26	1	26	39	1	27	206	12.9
13 Kisielius, Laimis..	16-15	472 29.5	56-118	.475	21-49	.429	52-70	.743	23	36	59	3.7	31	0	37	42	8	13	185	11.6
02 Schneider, David...	13-12	414 31.8	37-99	.374	27-76	.355	30-46	.652	11	35	46	3.5	37	0	41	27	0	17	131	10.1
11 Mann, Nathan.....	16-15	442 27.6	42-128	.328	19-81	.235	18-22	.818	8	52	60	3.8	28	1	34	23	2	11	121	7.6
04 Smith, Alex.....	16-2	250 15.6	41-72	.569	1-4	.250	23-32	.719	23	31	54	3.4	36	1	4	19	4	4	106	6.6
20 Kyle Carrabine.....	16-2	218 13.6	26-55	.473	16-41	.390	6-11	.545	4	19	23	1.4	7	0	6	7	1	3	74	4.6
15 Stein, Peter.....	16-13	320 20.0	29-46	.630	2-5	.400	11-24	.458	18	37	55	3.4	42	1	20	27	3	6	71	4.4
45 Cofield, Corey.....	11-2	107 9.7	14-37	.378	0-0	.000	6-12	.500	7	16	23	2.1	11	0	4	15	1	4	34	3.1
22 Sumner, Danny.....	11-1	93 8.5	12-39	.308	2-14	.143	2-9	.222	8	3	11	1.0	3	0	3	7	1	3	28	2.5
03 Trumbower, Adam....	16-2	192 12.0	8-23	.348	1-12	.083	17-19	.895	6	21	27	1.7	21	0	20	14	0	4	34	2.1
23 Darnell, Chris.....	16-2	160 10.0	11-31	.355	2-8	.250	4-9	.444	8	24	32	2.0	21	0	12	15	4	3	28	1.8
00 Hess, Steven.....	11-0	65 5.9	5-11	.455	0-0	.000	6-13	.462	3	8	11	1.0	11	0	1	4	2	0	16	1.5
25 Stratton, Chris....	3-0	3 1.0	1-1	1.000	0-0	.000	0-0	.000	1	0	1	0.3	0	0	0	0	0	0	2	0.7
12 Barnett, Marcus....	3-0	3 1.0	0-0	.000	0-0	.000	0-1	.000	0	1	1	0.3	1	0	0	1	1	0	0	0.0
Team.....									29	36	65	4.1	6		0					

Total.....	16	3225	351-819	.429	104-328	.317	230-334	.689	172	362	534	33.4	281	5	208	240	28	95	1036	64.8
Opponents.....	16	3225	353-835	.423	100-339	.295	209-299	.699	160	347	507	31.7	295	7	200	224	39	111	1015	63.4

TEAM STATISTICS	W&M	OPP	DATE	OPPONENT	W/L	SCORE	ATTEND
SCORING.....	1036	1015	11/11/06	at Kansas State	L	60-70	11390
Points per game.....	64.8	63.4	11/20/06	WAGNER	W	77-53	3197
Scoring margin.....	+1.3	-	11/25/06	at HoLy Cross	L	57-66	2103
FIELD GOALS-ATT.....	351-819	353-835	11/28/06	at Navy	L	63-79	1285
Field goal pct.....	.429	.423	12/01/06	JACKSONVILLE STATE	W	59-56	2684
3 POINT FG-ATT.....	104-328	100-339	12/02/06	CORNELL	W OT	73-68	2118
3-point FG pct.....	.317	.295	*12/05/06	TOWSON	L	60-73	2073
3-pt FG made per game..	6.5	6.3	12/08/06	NORTH FLORIDA	W	61-44	2135
FREE THROWS-ATT.....	230-334	209-299	12/22/06	UMBC	W	70-58	1421
Free throw pct.....	.689	.699	12/28/06	HAMPTON	W	72-67	2107
REBOUNDS.....	534	507	12/31/06	RICHMOND	W	61-53	1922
Rebounds per game.....	33.4	31.7	*1/3/07	at George Mason	W	67-63	4409
Rebounding margin.....	+1.7	-	*1/6/07	NORTHEASTERN	W	60-57	1764
ASSISTS.....	208	200	*1/8/07	at Georgia State	W	57-43	717
Assists per game.....	13.0	12.5	*1/10/07	VCU	L	77-88	2412
TURNOVERS.....	240	224	*1/13/07	at Delaware	L	62-77	2906
Turnovers per game.....	15.0	14.0	* = Conference game				
Turnover margin.....	-1.0	-					
Assist/turnover ratio..	0.9	0.9					
STEALS.....	95	111					
Steals per game.....	5.9	6.9					
BLOCKS.....	28	39					
Blocks per game.....	1.8	2.4					
WINNING STREAK.....	0	-					
Home win streak.....	0	-					
ATTENDANCE.....	21833	22810					
Home games-Avg/Game....	10-2183	6-3802					
Neutral site-Avg/Game..	-	0-0					

SCORE BY PERIODS:	1st	2nd	OT	Total
William and Mary.....	442	583	11	1036
Opponents.....	456	553	6	1015

2006-07 WILLIAM and MARY BASKETBALL
 WILLIAM and MARY Team Game-by-Game Comparison (as of Jan 14, 2007)
 ALL Games

Opponent	1st	2nd	Score	Mar	Total FG	FG Pct	3-Pointers	3FG Pct	Free Throws	FT Pct	Rebounds	Assist	Turnover	Block	Steal	Fouls
Kansas State.....	27/34	33/36	60-70	(10)	21-53/24-80	.396/.300	8-21/ 6-29	.381/.207	10-18/16-27	.556/.593	37/59 (22)	16/16	19/9	1/8	6/8	24/18
MAGNER.....	31/20	46/33	77-53	+24	32-64/17-52	.500/.327	7-19/ 8-31	.368/.258	6-12/11-23	.500/.478	42/38 +4	16/10	13/19	4/1	8/3	25/17
Holy Cross.....	26/34	31/32	57-66	(9)	22-56/22-60	.393/.367	5-17/ 5-25	.294/.200	8-14/17-23	.571/.739	32/43 (11)	11/14	15/13	2/5	4/12	20/18
Navy.....	28/38	35/41	63-79	(16)	22-55/27-44	.400/.614	4-21/ 9-14	.190/.643	15-20/16-23	.750/.696	30/28 +2	11/20	18/17	2/1	6/11	13/19
JACKSONVILLE STATE.....	27/20	32/36	59-56	+3	20-49/25-62	.408/.403	2-11/ 3-19	.182/.158	17-33/ 3-8	.515/.375	47/30 +17	11/12	28/19	2/4	9/14	11/25
CORNELL.....	25/30	37/32	73-68	+5	24-56/26-53	.429/.491	9-24/ 7-19	.375/.368	16-24/ 9-11	.667/.818	33/29 +4	16/17	13/16	3/4	7/5	15/24
TOWSON.....	25/42	35/31	60-73	(13)	19-54/26-49	.352/.531	8-29/ 5-20	.276/.250	14-18/16-20	.778/.800	26/37 (11)	16/17	8/13	0/1	4/7	19/14
NORTH FLORIDA.....	21/18	40/26	61-44	+17	20-47/18-54	.426/.333	5-20/ 5-17	.250/.294	16-25/ 3-8	.640/.375	35/33 +2	14/7	11/15	4/4	12/0	12/16
UMBC.....	42/25	28/33	70-58	+12	21-42/21-45	.500/.467	7-15/ 3-14	.467/.214	21-22/13-15	.955/.867	23/24 (1)	11/6	9/12	2/0	3/5	13/15
HAMPTON.....	30/27	42/40	72-67	+5	21-41/21-47	.512/.447	9-20/ 6-20	.450/.300	21-29/19-31	.724/.613	25/29 (4)	13/4	24/21	2/0	3/11	21/24
RICHMOND.....	27/13	34/40	61-53	+8	20-42/21-57	.476/.368	7-20/ 6-30	.350/.200	14-25/ 5-9	.560/.556	40/26 +14	12/9	16/9	2/1	4/6	14/22
George Mason.....	31/33	36/30	67-63	+4	24-56/22-48	.429/.458	7-23/ 6-23	.304/.261	12-14/13-16	.857/.813	36/24 +12	16/18	12/12	0/2	4/5	16/15
NORTHEASTERN.....	26/27	34/30	60-57	+3	19-49/19-51	.388/.373	8-22/ 8-24	.364/.333	14-19/11-12	.737/.917	35/28 +7	11/11	11/11	3/2	7/4	11/14
Georgia State.....	22/18	35/25	57-43	+14	23-48/16-49	.479/.327	8-23/ 4-15	.348/.267	3-7 / 7-11	.429/.636	34/26 +8	14/12	15/12	1/2	6/7	15/13
VCU.....	29/39	48/49	77-88	(11)	21-49/25-42	.429/.595	8-21/ 7-14	.381/.500	27-34/31-37	.794/.838	27/26 +1	10/12	16/13	0/1	7/9	24/25
Delaware.....	25/38	37/39	62-77	(15)	22-58/23-42	.379/.548	2-22/12-25	.091/.480	16-20/19-25	.800/.760	32/27 +5	10/15	12/13	0/3	5/4	28/16

Note: Game totals are displayed in the format TEAM/OPPONENT for each category

2006-07 William and Mary Basketball
William and Mary Season Schedule/Results & Leaders (as of Jan 14, 2007)
Conference games

RECORD:	OVERALL	HOME	AWAY	NEUTRAL
ALL GAMES.....	(3-3)	(1-2)	(2-1)	(0-0)
CONFERENCE.....	(3-3)	(1-2)	(2-1)	(0-0)
NON-CONFERENCE.....	(0-0)	(0-0)	(0-0)	(0-0)

DATE	TIME	OPPONENT	SCORE	ATTEND	HIGH POINTS	HIGH REBOUNDS
12/05/06	8:07 PM	* TOWSON	60-73 L	2073	(18)Schneider, David	(4)Trumbower, Adam (4)Stein, Peter (4)Payton, Adam
1/3/07	7:00 PM	* at George Mason	W 67-63	4409	(14)Mann, Nathan	(9)Payton, Adam
1/6/07	12:06 PM	* NORTHEASTERN	W 60-57	1764	(15)Payton, Adam	(8)Schneider, David
1/8/07	6:00 PM	* at Georgia State	W 57-43	717	(12)Kisielius, Laimis	(7)Stein, Peter
1/10/07	7:00 PM	* VCU	77-88 L	2412	(26)Payton, Adam	(5)Payton, Adam (5)Mann, Nathan (5)Smith, Alex
1/13/07	7:00 PM	* at Delaware	62-77 L	2906	(19)Payton, Adam	(9)Smith, Alex

* = Conference game

ATTENDANCE SUMMARY	GAMES	TOTALS	AVG/GAME
HOME.....	3	6249	2083
AWAY.....	3	8032	2677
NEUTRAL.....	0	0	0
TOTAL.....	6	14281	2380

2006-07 William and Mary Basketball
William and Mary Combined Team Statistics (as of Jan 14, 2007)
Conference games

RECORD:	OVERALL	HOME	AWAY	NEUTRAL
ALL GAMES.....	(3-3)	(1-2)	(2-1)	(0-0)
CONFERENCE.....	(3-3)	(1-2)	(2-1)	(0-0)
NON-CONFERENCE.....	(0-0)	(0-0)	(0-0)	(0-0)

## Player	GP-GS	---TOTAL---		---3-PTS---		---REBOUNDS---								PF	FO	A	TO	Blk	Stl	Pts	Avg
		Min--Avg	FG-FGA	Pct	3FG-FGA	Pct	FT-FTA	Pct	Off	Def	Tot	Avg									
24 Payton, Adam.....	6-5	188	31.3	33-74	.446	5-16	.313	24-29	.828	10	17	27	4.5	12	1	9	14	0	12	95	15.8
02 Schneider, David...	6-5	196	32.7	20-50	.400	14-39	.359	11-18	.611	9	15	24	4.0	18	0	17	10	0	5	65	10.8
04 Smith, Alex.....	6-1	97	16.2	17-25	.680	1-2	.500	15-16	.938	11	11	22	3.7	14	0	2	7	0	0	50	8.3
11 Mann, Nathan.....	6-6	172	28.7	15-49	.306	8-34	.235	7-8	.875	3	16	19	3.2	8	0	12	9	1	7	45	7.5
13 Kisielius, Laimis..	6-6	162	27.0	10-45	.222	5-20	.250	14-18	.778	8	14	22	3.7	14	0	17	13	1	3	39	6.5
20 Carrabine, Kyle....	6-1	103	17.2	11-23	.478	6-16	.375	3-6	.500	1	10	11	1.8	4	0	4	3	1	2	31	5.2
15 Stein, Peter.....	6-5	130	21.7	13-22	.591	2-3	.667	1-3	.333	3	17	20	3.3	17	1	9	9	0	3	29	4.8
23 Darnell, Chris.....	6-0	56	9.3	5-13	.385	0-5	.000	3-4	.750	4	9	13	2.2	10	0	2	4	1	1	13	2.2
22 Sumner, Danny.....	4-0	17	4.3	3-7	.429	0-2	.000	2-2	1.000	0	1	1	0.3	2	0	1	2	0	0	8	2.0
45 Cofield, Corey....	4-0	17	4.3	1-1	1.000	0-0	.000	4-6	.667	2	1	3	0.8	2	0	0	0	0	0	6	1.5
03 Trumbower, Adam....	6-1	55	9.2	0-5	.000	0-3	.000	2-2	1.000	1	5	6	1.0	5	0	4	2	0	0	2	0.3
12 Barnett, Marcus....	1-0	0	0.0	0-0	.000	0-0	.000	0-0	.000	0	0	0	0.0	0	0	1	0	0	0	0	0.0
25 Stratton, Chris....	1-0	0	0.0	0-0	.000	0-0	.000	0-0	.000	0	0	0	0.0	0	0	0	0	0	0	0	0.0
00 Hess, Steven.....	3-0	7	2.3	0-0	.000	0-0	.000	0-0	.000	0	1	1	0.3	1	0	0	0	0	0	0	0.0
Team.....										9	12	21	3.5	6			0				

Total.....	6	1200	128-314	.408	41-140	.293	86-112	.768	61	129	190	31.7	113	3	77	74	4	33	383	63.8
Opponents.....	6	1200	131-281	.466	42-121	.347	97-121	.802	34	134	168	28.0	97	0	85	74	11	36	401	66.8

TEAM STATISTICS	W&M	OPP	DATE	OPPONENT	W/L	SCORE	ATTEND
SCORING.....	383	401	*12/05/06	TOWSON	L	60-73	2073
Points per game.....	63.8	66.8	*1/3/07	at George Mason	W	67-63	4409
Scoring margin.....	-3.0	-	*1/6/07	NORTHEASTERN	W	60-57	1764
FIELD GOALS-ATT.....	128-314	131-281	*1/8/07	at Georgia State	W	57-43	717
Field goal pct.....	.408	.466	*1/10/07	VCU	L	77-88	2412
3 POINT FG-ATT.....	41-140	42-121	*1/13/07	at Delaware	L	62-77	2906
3-point FG pct.....	.293	.347	* = Conference game				
3-pt FG made per game..	6.8	7.0					
FREE THROWS-ATT.....	86-112	97-121					
Free throw pct.....	.768	.802					
REBOUNDS.....	190	168					
Rebounds per game.....	31.7	28.0					
Rebounding margin.....	+3.7	-					
ASSISTS.....	77	85					
Assists per game.....	12.8	14.2					
TURNOVERS.....	74	74					
Turnovers per game....	12.3	12.3					
Turnover margin.....	+0.0	-					
Assist/turnover ratio..	1.0	1.1					
STEALS.....	33	36					
Steals per game.....	5.5	6.0					
BLOCKS.....	4	11					
Blocks per game.....	0.7	1.8					
WINNING STREAK.....	0	-					
Home win streak.....	0	-					
ATTENDANCE.....	6249	8032					
Home games-Avg/Game....	3-2083	3-2677					
Neutral site-Avg/Game..	-	0-0					

SCORE BY PERIODS:	1st	2nd	Total
William and Mary.....	158	225	- 383
Opponents.....	197	204	- 401

2006-07 William and Mary Basketball
 William and Mary Team Game-by-Game Comparison (as of Jan 14, 2007)
 Conference games

Opponent	1st	2nd	Score	Mar	Total FG	FG Pct	3-Pointers	3FG Pct	Free Throws	FT Pct	Rebounds	Assist	TOver	Block	Steal	Fouls	
TOWSON.....	25/42	35/31	60-73	(13)	19-54/26-49	.352/.531	8-29/5-20	.276/.250	14-18/16-20	.778/.800	26/37	(11)	16/17	8/13	0/1	4/7	19/14
George Mason.....	31/33	36/30	67-63	+4	24-56/22-48	.429/.458	7-23/6-23	.304/.261	12-14/13-16	.857/.813	36/24	+12	16/18	12/12	0/2	4/5	16/15
NORTHEASTERN.....	26/27	34/30	60-57	+3	19-49/19-51	.388/.373	8-22/8-24	.364/.333	14-19/11-12	.737/.917	35/28	+7	11/11	11/11	3/2	7/4	11/14
Georgia State.....	22/18	35/25	57-43	+14	23-48/16-49	.479/.327	8-23/4-15	.348/.267	3-7/7-11	.429/.636	34/26	+8	14/12	15/12	1/2	6/7	15/13
VCU.....	29/39	48/49	77-88	(11)	21-49/25-42	.429/.595	8-21/7-14	.381/.500	27-34/31-37	.794/.838	27/26	+1	10/12	16/13	0/1	7/9	24/25
Delaware.....	25/38	37/39	62-77	(15)	22-58/23-42	.379/.548	2-22/12-25	.091/.480	16-20/19-25	.800/.760	32/27	+5	10/15	12/13	0/3	5/4	28/16

Note: Game totals are displayed in the format TEAM/OPPONENT for each category

2006-07 William and Mary Basketball
William and Mary Team Game-by-Game (as of Jan 14, 2007)
All games

TEAM STATISTICS

Opponent	Date	Score	W/L	---TOTAL---		--3-PTRS--		FT-FTA		Pct		----REBOUNDS----				PF	A	TO	Blk	Stl	Pts---Avg	
				FG-FGA	Pct	3FG-FGA	Pct	Off	Def	Tot	Avg	Pts	Avg									
at Kansas State	11/11/06	60-70	L	21-53	.396	8-21	.381	10-18	.556	10	27	37	37.0	24	16	19	1	6	60	60.0		
WAGNER	11/20/06	77-53	W	32-64	.500	7-19	.368	6-12	.500	10	32	42	39.5	25	16	13	4	8	77	68.5		
at Holy Cross	11/25/06	57-66	L	22-56	.393	5-17	.294	8-14	.571	10	22	32	37.0	20	11	15	2	4	57	64.7		
at Navy	11/28/06	63-79	L	22-55	.400	4-21	.190	15-20	.750	12	18	30	35.2	13	11	18	2	6	63	64.2		
JACKSONVILLE STATE	12/01/06	59-56	W	20-49	.408	2-11	.182	17-33	.515	17	30	47	37.6	11	11	28	2	9	59	63.2		
CORNELL	12/02/06	73-68	Wot	24-56	.429	9-24	.375	16-24	.667	14	19	33	36.8	15	16	13	3	7	73	64.8		
TOWSON	12/05/06	60-73	L	19-54	.352	8-29	.276	14-18	.778	5	21	26	35.3	19	16	8	0	4	60	64.1		
NORTH FLORIDA	12/08/06	61-44	W	20-47	.426	5-20	.250	16-25	.640	9	26	35	35.2	12	14	11	4	12	61	63.8		
UMBC	12/22/06	70-58	W	21-42	.500	7-15	.467	21-22	.955	5	18	23	33.9	13	11	9	2	3	70	64.4		
HAMPTON	12/28/06	72-67	W	21-41	.512	9-20	.450	21-29	.724	11	14	25	33.0	21	13	24	2	3	72	65.2		
RICHMOND	12/31/06	61-53	W	20-42	.476	7-20	.350	14-25	.560	13	27	40	33.6	14	12	16	2	4	61	64.8		
at George Mason	1/3/07	67-63	W	24-56	.429	7-23	.304	12-14	.857	13	23	36	33.8	16	16	12	0	4	67	65.0		
NORTHEASTERN	1/6/07	60-57	W	19-49	.388	8-22	.364	14-19	.737	9	26	35	33.9	11	11	11	3	7	60	64.6		
at Georgia State	1/8/07	57-43	W	23-48	.479	8-23	.348	3-7	.429	8	26	34	33.9	15	14	15	1	6	57	64.1		
VCU	1/10/07	77-88	L	21-49	.429	8-21	.381	27-34	.794	11	16	27	33.5	24	10	16	0	7	77	64.9		
at Delaware	1/13/07	62-77	L	22-58	.379	2-22	.091	16-20	.800	15	17	32	33.4	28	10	12	0	5	62	64.8		
William and Mary		1036		351-819	.429	104-328	.317	230-334	.689	172	362	534	33.4	281	208	240	28	95	1036	64.8		
Opponents		1015		353-835	.423	100-339	.295	209-299	.699	160	347	507	31.7	295	200	224	39	111	1015	63.4		

Games played: 16
Points/game: 64.8
FG Pct: 42.9
3FG Pct: 31.7
FT Pct: 68.9

Rebounds/game: 33.4
Assists/game: 13.0
Turnovers/game: 15.0
Assist/turnover ratio: 0.9
Steals/game: 5.9
Blocks/game: 1.8

2006-07 William and Mary Basketball
William and Mary Game-by-Game Points-Rebounds-Assists (as of Jan 14, 2007)
All games

Opponent	Date	Score	WL	00	02	03	04	11	12	13	15	20
				HESS,STEV	SCHNEIDER	TRUMBOWER	SMITH,ALE	MANN,NATH	BARNETT,M	KISIELIUS	STEIN,PET	CARRABINE
at Kansas State	11/11/06	60-70	L	3- 3- 0	18- 9- 7	0- 1- 0	2- 3- 0	5- 1- 1	DNP	16- 2- 2	4- 6- 2	0- 0- 0
WAGNER	11/20/06	77-53	W	2- 3- 0	8- 2- 6	2- 1- 1	2- 5- 0	0- 3- 1	0- 1- 0	18- 2- 1	2- 0- 1	4- 1- 0
at Holy Cross	11/25/06	57-66	L	DNP	4- 1- 1	0- 1- 1	3- 2- 0	12- 6- 4	DNP	10- 3- 1	3- 0- 0	0- 0- 0
at Navy	11/28/06	63-79	L	2- 0- 0	DNP	12- 6- 4	9- 4- 1	3- 2- 3	DNP	8- 4- 0	4- 2- 0	9- 0- 0
JACKSONVILLE STATE	12/01/06	59-56	W	0- 1- 0	DNP	2- 5- 1	2- 3- 0	8- 5- 2	DNP	20- 6- 1	2- 6- 4	2- 2- 1
CORNELL	12/02/06	73-68	WO	0- 0- 0	DNP	7- 2- 5	6- 2- 0	15- 4- 1	DNP	21- 6- 4	2- 4- 2	5- 1- 0
TOWSON	12/05/06	60-73	L	0- 1- 0	18- 2- 2	2- 4- 3	0- 2- 0	6- 0- 2	DNP	0- 0- 4	6- 4- 4	10- 2- 0
NORTH FLORIDA	12/08/06	61-44	W	3- 1- 0	10- 3- 5	2- 3- 2	3- 1- 0	13- 9- 3	0- 0- 0	5- 2- 3	10- 4- 0	5- 1- 0
UMBC	12/22/06	70-58	W	4- 0- 1	11- 1- 2	6- 0- 0	9- 5- 0	5- 0- 2	DNP	19- 3- 2	4- 2- 0	5- 4- 0
HAMPTON	12/28/06	72-67	W	2- 2- 0	6- 3- 3	1- 2- 1	8- 3- 1	12- 3- 1	DNP	18- 1- 3	7- 3- 1	6- 1- 1
RICHMOND	12/31/06	61-53	W	DNP	9- 3- 0	0- 0- 1	12- 4- 0	3- 8- 4	DNP	11- 8- 3	4- 8- 1	7- 2- 0
at George Mason	1/3/07	67-63	W	DNP	10- 2- 4	0- 0- 0	11- 4- 1	14- 0- 1	DNP	9- 8- 5	4- 3- 1	5- 4- 1
NORTHEASTERN	1/6/07	60-57	W	DNP	13- 8- 2	0- 1- 1	4- 1- 1	2- 5- 1	DNP	9- 2- 2	9- 3- 0	6- 3- 2
at Georgia State	1/8/07	57-43	W	0- 0- 0	7- 6- 4	0- 1- 0	7- 1- 0	7- 6- 4	0- 0- 0	12- 3- 1	5- 7- 4	5- 1- 0
VCU	1/10/07	77-88	L	0- 0- 0	10- 4- 3	0- 0- 0	12- 5- 0	14- 5- 2	DNP	7- 2- 2	0- 1- 0	0- 0- 0
at Delaware	1/13/07	62-77	L	DNP	7- 2- 2	0- 0- 0	16- 9- 0	2- 3- 2	DNP	2- 7- 3	5- 2- 0	5- 1- 1

Opponent	Date	Score	WL	22	23	24	25	45
				SUMNER,DA	DARNELL,C	PAYTON,AD	STRATTON,	COFIELD,C
at Kansas State	11/11/06	60-70	L	0- 0- 0	3- 3- 1	5- 3- 2	DNP	4- 0- 1
WAGNER	11/20/06	77-53	W	12- 3- 1	7- 5- 3	9- 8- 2	2- 1- 0	9- 5- 0
at Holy Cross	11/25/06	57-66	L	2- 4- 0	0- 0- 0	15- 5- 3	DNP	8- 6- 1
at Navy	11/28/06	63-79	L	4- 1- 1	0- 2- 1	12- 3- 1	DNP	0- 3- 0
JACKSONVILLE STATE	12/01/06	59-56	W	0- 2- 0	0- 5- 1	18- 5- 0	DNP	5- 2- 1
CORNELL	12/02/06	73-68	WO	2- 0- 0	3- 1- 3	10- 2- 1	DNP	2- 4- 0
TOWSON	12/05/06	60-73	L	0- 1- 1	2- 3- 0	16- 4- 0	DNP	0- 1- 0
NORTH FLORIDA	12/08/06	61-44	W	0- 0- 0	0- 0- 0	10- 3- 0	0- 0- 0	0- 0- 1
UMBC	12/22/06	70-58	W	DNP	0- 0- 0	7- 4- 4	DNP	DNP
HAMPTON	12/28/06	72-67	W	DNP	0- 0- 0	12- 2- 2	DNP	DNP
RICHMOND	12/31/06	61-53	W	DNP	2- 3- 1	13- 4- 2	DNP	DNP
at George Mason	1/3/07	67-63	W	DNP	2- 4- 1	12- 9- 2	DNP	DNP
NORTHEASTERN	1/6/07	60-57	W	DNP	2- 3- 0	15- 2- 2	DNP	0- 1- 0
at Georgia State	1/8/07	57-43	W	2- 0- 0	5- 1- 0	7- 4- 1	0- 0- 0	0- 0- 0
VCU	1/10/07	77-88	L	2- 0- 0	0- 1- 1	26- 5- 2	DNP	6- 1- 0
at Delaware	1/13/07	62-77	L	4- 0- 0	2- 1- 0	19- 3- 2	DNP	DNP

2006-07 William and Mary Basketball
 William and Mary Season Box - Average per 40 Minutes (as of Jan 14, 2007)
 All games

# Player	Win	FGM	FGA	Pct	3FGM	3FGA	Pct	FTM	FTA	Pct	OReb	Dreb	TReb	PF	A	T0	A/T0	Blk	Stl	Pts
12 Barrett, Marcus.....	40	0.0	0.0	.000	0.0	0.0	.000	0.0	13.3	.000	0.0	13.3	13.3	0.0	13.3	0.00	13.3	0.0	0.0	0.0
20 Kyle Carrabine.....	40	4.8	10.1	.473	2.9	7.5	.390	1.1	2.0	.545	0.7	3.5	4.2	1.3	1.1	1.3	0.86	0.2	0.6	13.6
45 Coffield, Corey.....	40	5.2	13.8	.378	0.0	0.0	.000	2.2	4.5	.500	2.6	6.0	8.6	4.1	1.5	5.6	0.27	0.4	1.5	12.7
23 Darrell, Chris.....	40	2.8	7.8	.355	0.5	2.0	.250	1.0	2.2	.444	2.0	6.0	8.0	5.2	3.0	3.8	0.80	1.0	0.8	7.0
00 Hess, Steven.....	40	3.1	6.8	.455	0.0	0.0	.000	3.7	8.0	.462	1.8	4.9	6.8	6.8	0.6	2.5	0.25	1.2	0.0	9.8
13 Kistelius, Laimis...	40	4.7	10.0	.475	1.8	4.2	.429	4.4	5.9	.743	1.9	3.1	5.0	2.6	3.1	3.6	0.88	0.7	1.1	15.7
11 Mann, Nathan.....	40	3.8	11.6	.328	1.7	7.3	.235	1.6	2.0	.818	0.7	4.7	5.4	2.5	3.1	2.1	1.48	0.2	1.0	11.0
24 Payton, Adam.....	40	5.7	13.1	.434	1.1	3.1	.342	4.5	5.4	.833	1.9	3.5	5.4	2.1	2.1	3.2	0.67	0.1	2.2	17.0
02 Schneider, David....	40	3.6	9.6	.374	2.6	7.3	.355	2.9	4.4	.652	1.1	3.4	4.4	3.6	4.0	2.6	1.52	0.0	1.6	12.7
04 Smith, Alex.....	40	6.6	11.5	.569	0.2	0.6	.250	3.7	5.1	.719	3.7	5.0	8.6	5.8	0.6	3.0	0.21	0.6	0.6	17.0
15 Stein, Peter.....	40	3.6	5.8	.630	0.2	0.6	.400	1.4	3.0	.458	2.2	4.6	6.9	5.2	2.5	3.4	0.74	0.4	0.8	8.9
25 Stratton, Chris.....	40	13.3	13.3	1.000	0.0	0.0	.000	0.0	0.0	.000	13.3	0.0	13.3	0.0	0.0	0.0	0.00	0.0	0.0	26.7
22 Summer, Danny.....	40	5.2	16.8	.308	0.9	6.0	.143	0.9	3.9	.222	3.4	1.3	4.7	1.3	1.3	3.0	0.43	0.4	1.3	12.0
03 Trumbower, Adam.....	40	1.7	4.8	.348	0.2	2.5	.083	3.5	4.0	.895	1.2	4.4	5.6	4.4	4.2	2.9	1.43	0.0	0.8	7.1
Total.....	40	21.8	50.8	.429	6.4	20.3	.317	14.3	20.7	.689	10.7	22.4	33.1	17.4	12.9	14.9	0.87	1.7	5.9	64.2
Opponents.....	40	21.9	51.8	.423	6.2	21.0	.295	13.0	18.5	.699	9.9	21.5	31.4	18.3	12.4	13.9	0.89	2.4	6.9	62.9

Note: All statistics are pro-rated based on an average per 40-minute game.

2006-07 William and Mary Basketball
William and Mary Combined Team Statistics (as of Jan 10, 2007)
Home games

RECORD:	OVERALL	HOME	AWAY	NEUTRAL
ALL GAMES.....	(8-2)	(8-2)	(0-0)	(0-0)
CONFERENCE.....	(1-2)	(1-2)	(0-0)	(0-0)
NON-CONFERENCE.....	(7-0)	(7-0)	(0-0)	(0-0)

## Player	GP-GS	---TOTAL---		---3-PTS---		---REBOUNDS---				PF		FO		A		TO		Blk	Stl	Pts	Avg
		Min	Avg	FG-FGA	Pct	3FG-FGA	Pct	FT-FTA	Pct	Off	Def	Tot	Avg								
24 Payton, Adam.....	10-8	301	30.1	41-85	.482	11-22	.500	43-51	.843	10	29	39	3.9	15	1	15	26	0	19	136	13.6
13 Kisielius, Laimis..	10-9	303	30.3	39-78	.500	13-36	.361	37-51	.725	14	18	32	3.2	18	0	25	22	7	9	128	12.8
02 Schneider, David...	8-7	245	30.6	23-53	.434	20-46	.435	19-29	.655	6	20	26	3.3	20	0	23	15	0	7	85	10.6
11 Mann, Nathan.....	10-9	283	28.3	25-79	.316	10-44	.227	18-20	.900	6	36	42	4.2	15	0	19	17	2	8	78	7.8
04 Smith, Alex.....	10-2	158	15.8	23-43	.535	0-1	.000	12-18	.667	12	19	31	3.1	19	0	2	12	3	2	58	5.8
20 Carrabine, Kyle....	10-2	138	13.8	17-35	.486	11-27	.407	5-9	.556	3	14	17	1.7	6	0	4	3	1	1	50	5.0
15 Stein, Peter.....	10-8	204	20.4	18-30	.600	1-4	.250	9-20	.450	12	23	35	3.5	28	1	13	16	3	5	46	4.6
45 Cofield, Corey.....	7-1	55	7.9	8-24	.333	0-0	.000	6-10	.600	4	10	14	2.0	9	0	2	10	1	4	22	3.1
22 Sumner, Danny.....	6-1	43	7.2	7-23	.304	2-10	.200	0-6	.000	5	1	6	1.0	0	0	2	1	1	2	16	2.7
03 Trumbower, Adam....	10-2	136	13.6	6-17	.353	1-8	.125	9-10	.900	4	14	18	1.8	15	0	15	12	0	4	22	2.2
23 Darnell, Chris.....	10-1	105	10.5	6-18	.333	1-3	.333	3-7	.429	7	14	21	2.1	12	0	9	12	2	3	16	1.6
00 Hess, Steven.....	8-0	48	6.0	3-7	.429	0-0	.000	5-9	.556	2	6	8	1.0	7	0	1	3	1	0	11	1.4
25 Stratton, Chris....	2-0	3	1.5	1-1	1.000	0-0	.000	0-0	.000	1	0	1	0.5	0	0	0	0	0	0	2	1.0
12 Barnett, Marcus....	2-0	3	1.5	0-0	.000	0-0	.000	0-1	.000	0	1	1	0.5	1	0	0	0	1	0	0	0.0
Team.....										18	24	42	4.2	0		0					

Total.....	10	2025	217-493	.440	70-201	.348	166-241	.689	104	229	333	33.3	165	2	130	149	22	64	670	67.0
Opponents.....	10	2025	219-512	.428	58-208	.279	121-174	.695	92	208	300	30.0	196	7	105	148	18	64	617	61.7

TEAM STATISTICS	W&M	OPP	DATE	OPPONENT	W/L	SCORE	ATTEND
SCORING.....	670	617	11/20/06	WAGNER	W	77-53	3197
Points per game.....	67.0	61.7	12/01/06	JACKSONVILLE STATE	W	59-56	2684
Scoring margin.....	+5.3	-	12/02/06	CORNELL	W OT	73-68	2118
FIELD GOALS-ATT.....	217-493	219-512	*12/05/06	TOWSON	L	60-73	2073
Field goal pct.....	.440	.428	12/08/06	NORTH FLORIDA	W	61-44	2135
3 POINT FG-ATT.....	70-201	58-208	12/22/06	UMBC	W	70-58	1421
3-point FG pct.....	.348	.279	12/28/06	HAMPTON	W	72-67	2107
3-pt FG made per game..	7.0	5.8	12/31/06	RICHMOND	W	61-53	1922
FREE THROWS-ATT.....	166-241	121-174	*1/6/07	NORTHEASTERN	W	60-57	1764
Free throw pct.....	.689	.695	*1/10/07	VCU	L	77-88	2412
REBOUNDS.....	333	300	* = Conference game				
Rebounds per game.....	33.3	30.0					
Rebounding margin.....	+3.3	-					
ASSISTS.....	130	105					
Assists per game.....	13.0	10.5					
TURNOVERS.....	149	148					
Turnovers per game.....	14.9	14.8					
Turnover margin.....	-0.1	-					
Assist/turnover ratio..	0.9	0.7					
STEALS.....	64	64					
Steals per game.....	6.4	6.4					
BLOCKS.....	22	18					
Blocks per game.....	2.2	1.8					
WINNING STREAK.....	0	-					
Home win streak.....	0	-					
ATTENDANCE.....	21833	0					
Home games-Avg/Game....	10-2183	0-0					
Neutral site-Avg/Game..	-	0-0					

SCORE BY PERIODS:	1st	2nd	OT	Total
William and Mary.....	283	376	11	670
Opponents.....	261	350	6	617

2006-07 William and Mary Basketball
William and Mary Combined Team Statistics (as of Jan 14, 2007)
Away games

RECORD:	OVERALL	HOME	AWAY	NEUTRAL
ALL GAMES.....	(2-4)	(0-0)	(2-4)	(0-0)
CONFERENCE.....	(2-1)	(0-0)	(2-1)	(0-0)
NON-CONFERENCE.....	(0-3)	(0-0)	(0-3)	(0-0)

## Player	GP-GS	Min--Avg	---TOTAL---			---3-PTS---		FT-FTA	Pct	---REBOUNDS---				PF	FO	A	TO	Blk	Stl	Pts	Avg
			FG-FGA	Pct	3FG-FGA	Pct	Off			Def	Tot	Avg									
24 Payton, Adam.....	6-6	185	30.8	28-74	.378	2-16	.125	12-15	.800	13	14	27	4.5	11	0	11	13	1	8	70	11.7
13 Kisielius, Laimis..	6-6	169	28.2	17-40	.425	8-13	.615	15-19	.789	9	18	27	4.5	13	0	12	20	1	4	57	9.5
02 Schneider, David...	5-5	169	33.8	14-46	.304	7-30	.233	11-17	.647	5	15	20	4.0	17	0	18	12	0	10	46	9.2
04 Smith, Alex.....	6-0	92	15.3	18-29	.621	1-3	.333	11-14	.786	11	12	23	3.8	17	1	2	7	1	2	48	8.0
11 Mann, Nathan.....	6-6	159	26.5	17-49	.347	9-37	.243	0-2	.000	2	16	18	3.0	13	1	15	6	0	3	43	7.2
15 Stein, Peter.....	6-5	116	19.3	11-16	.688	1-1	1.000	2-4	.500	6	14	20	3.3	14	0	7	11	0	1	25	4.2
20 Kyle Carrabine.....	6-0	80	13.3	9-20	.450	5-14	.357	1-2	.500	1	5	6	1.0	1	0	2	4	0	2	24	4.0
45 Cofield, Corey.....	4-1	52	13.0	6-13	.462	0-0	.000	0-2	.000	3	6	9	2.3	2	0	2	5	0	0	12	3.0
22 Sumner, Danny.....	5-0	50	10.0	5-16	.313	0-4	.000	2-3	.667	3	2	5	1.0	3	0	1	6	0	1	12	2.4
23 Darnell, Chris.....	6-1	55	9.2	5-13	.385	1-5	.200	1-2	.500	1	10	11	1.8	9	0	3	3	2	0	12	2.0
03 Trumbower, Adam....	6-0	56	9.3	2-6	.333	0-4	.000	8-9	.889	2	7	9	1.5	6	0	5	2	0	0	12	2.0
00 Hess, Steven.....	3-0	17	5.7	2-4	.500	0-0	.000	1-4	.250	1	2	3	1.0	4	0	0	1	1	0	5	1.7
12 Barnett, Marcus....	1-0	0	0.0	0-0	.000	0-0	.000	0-0	.000	0	0	0	0.0	0	0	0	0	0	0	0	0.0
25 Stratton, Chris....	1-0	0	0.0	0-0	.000	0-0	.000	0-0	.000	0	0	0	0.0	0	0	0	0	0	0	0	0.0
Team.....										11	12	23	3.8	6			0				

Total.....	6	1200	134-326	.411	34-127	.268	64-93	.688	68	133	201	33.5	116	3	78	91	6	31	366	61.0
Opponents.....	6	1200	134-323	.415	42-131	.321	88-125	.704	68	139	207	34.5	99	0	95	76	21	47	398	66.3

TEAM STATISTICS	W&M	OPP	DATE	OPPONENT	W/L	SCORE	ATTEND
SCORING.....	366	398	11/11/06	at Kansas State	L	60-70	11390
Points per game.....	61.0	66.3	11/25/06	at Holy Cross	L	57-66	2103
Scoring margin.....	-5.3	-	11/28/06	at Navy	L	63-79	1285
FIELD GOALS-ATT.....	134-326	134-323	*1/3/07	at George Mason	W	67-63	4409
Field goal pct.....	.411	.415	*1/8/07	at Georgia State	W	57-43	717
3 POINT FG-ATT.....	34-127	42-131	*1/13/07	at Delaware	L	62-77	2906
3-point FG pct.....	.268	.321	* = Conference game				
3-pt FG made per game..	5.7	7.0					
FREE THROWS-ATT.....	64-93	88-125					
Free throw pct.....	.688	.704					
REBOUNDS.....	201	207					
Rebounds per game.....	33.5	34.5					
Rebounding margin.....	-1.0	-					
ASSISTS.....	78	95					
Assists per game.....	13.0	15.8					
TURNOVERS.....	91	76					
Turnovers per game.....	15.2	12.7					
Turnover margin.....	-2.5	-					
Assist/turnover ratio..	0.9	1.3					
STEALS.....	31	47					
Steals per game.....	5.2	7.8					
BLOCKS.....	6	21					
Blocks per game.....	1.0	3.5					
WINNING STREAK.....	0	-					
Home win streak.....	0	-					
ATTENDANCE.....	0	22810					
Home games-Avg/Game....	0-0	6-3802					
Neutral site-Avg/Game..	-	0-0					

SCORE BY PERIODS:	1st	2nd	Total
William and Mary.....	159	207	- 366
Opponents.....	195	203	- 398

2006-07 William and Mary Basketball
William and Mary Combined Team Statistics (as of Jan 08, 2007)
Games won

RECORD:	OVERALL	HOME	AWAY	NEUTRAL
ALL GAMES.....	(10-0)	(8-0)	(2-0)	(0-0)
CONFERENCE.....	(3-0)	(1-0)	(2-0)	(0-0)
NON-CONFERENCE.....	(7-0)	(7-0)	(0-0)	(0-0)

## Player	GP-GS	Min--Avg	---TOTAL---			---3-PTS---			---REBOUNDS---								Pts	Avg			
			FG-FGA	Pct	3FG-FGA	Pct	FT-FTA	Pct	Off	Def	Tot	Avg	PF	FO	A	TO			Blk	Stl	
13 Kisielius, Laimis..	10-9	302	30.2	44-78	.564	15-32	.469	39-55	.709	19	22	41	4.1	19	0	25	26	7	11	142	14.2
24 Payton, Adam.....	10-9	297	29.7	35-78	.449	8-20	.400	35-41	.854	13	30	43	4.3	10	0	16	26	0	16	113	11.3
02 Schneider, David...	8-8	251	31.4	21-54	.389	17-44	.386	15-23	.652	6	22	28	3.5	18	0	26	16	0	9	74	9.3
11 Mann, Nathan.....	10-9	287	28.7	28-84	.333	12-49	.245	11-14	.786	6	37	43	4.3	11	0	20	17	2	6	79	7.9
04 Smith, Alex.....	10-1	150	15.0	26-45	.578	1-2	.500	11-16	.688	10	19	29	2.9	21	0	3	13	3	2	64	6.4
20 Carrabine, Kyle....	10-1	146	14.6	18-35	.514	10-24	.417	4-7	.571	4	16	20	2.0	5	0	5	5	1	3	50	5.0
15 Stein, Peter.....	10-9	215	21.5	19-29	.655	2-4	.500	9-19	.474	13	27	40	4.0	26	0	14	15	3	4	49	4.9
22 Sumner, Danny.....	5-1	40	8.0	7-20	.350	2-8	.250	0-6	.000	5	0	5	1.0	0	0	1	1	1	2	16	3.2
45 Cofield, Corey.....	6-1	45	7.5	7-23	.304	0-0	.000	2-4	.500	2	10	12	2.0	9	0	2	10	1	4	16	2.7
23 Darnell, Chris....	10-1	117	11.7	9-24	.375	1-6	.167	2-7	.286	7	15	22	2.2	13	0	9	9	3	2	21	2.1
03 Trumbower, Adam....	10-1	128	12.8	6-16	.375	1-8	.125	7-8	.875	3	12	15	1.5	14	0	12	10	0	4	20	2.0
00 Hess, Steven.....	7-0	41	5.9	3-7	.429	0-0	.000	5-9	.556	2	5	7	1.0	6	0	1	3	1	0	11	1.6
25 Stratton, Chris....	3-0	3	1.0	1-1	1.000	0-0	.000	0-0	.000	1	0	1	0.3	0	0	0	0	0	0	2	0.7
12 Barnett, Marcus....	3-0	3	1.0	0-0	.000	0-0	.000	0-1	.000	0	1	1	0.3	1	0	0	1	1	0	0	0.0
Team.....										18	25	43	4.3	0		0					

Total.....	10	2025	224-494	.453	69-197	.350	140-210	.667	109	241	350	35.0	153	0	134	152	23	63	657	65.7
Opponents.....	10	2025	206-518	.398	56-212	.264	94-144	.653	91	196	287	28.7	185	7	106	146	20	60	562	56.2

TEAM STATISTICS	W&M	OPP	DATE	OPPONENT	W/L	SCORE	ATTEND
SCORING.....	657	562	11/20/06	WAGNER	W	77-53	3197
Points per game.....	65.7	56.2	12/01/06	JACKSONVILLE STATE	W	59-56	2684
Scoring margin.....	+9.5	-	12/02/06	CORNELL	W OT	73-68	2118
FIELD GOALS-ATT.....	224-494	206-518	12/08/06	NORTH FLORIDA	W	61-44	2135
Field goal pct.....	.453	.398	12/22/06	UMBC	W	70-58	1421
3 POINT FG-ATT.....	69-197	56-212	12/28/06	HAMPTON	W	72-67	2107
3-point FG pct.....	.350	.264	12/31/06	RICHMOND	W	61-53	1922
3-pt FG made per game..	6.9	5.6	*1/3/07	at George Mason	W	67-63	4409
FREE THROWS-ATT.....	140-210	94-144	*1/6/07	NORTHEASTERN	W	60-57	1764
Free throw pct.....	.667	.653	*1/8/07	at Georgia State	W	57-43	717
REBOUNDS.....	350	287	* = Conference game				
Rebounds per game.....	35.0	28.7					
Rebounding margin.....	+6.3	-					
ASSISTS.....	134	106					
Assists per game.....	13.4	10.6					
TURNOVERS.....	152	146					
Turnovers per game....	15.2	14.6					
Turnover margin.....	-0.6	-					
Assist/turnover ratio..	0.9	0.7					
STEALS.....	63	60					
Steals per game.....	6.3	6.0					
BLOCKS.....	23	20					
Blocks per game.....	2.3	2.0					
WINNING STREAK.....	10	-					
Home win streak.....	8	-					
ATTENDANCE.....	17348	5126					
Home games-Avg/Game....	8-2168	2-2563					
Neutral site-Avg/Game..	-	0-0					

SCORE BY PERIODS:	1st	2nd	OT	Total
William and Mary.....	282	364	11	657
Opponents.....	231	325	6	562

2006-07 William and Mary Basketball
William and Mary Combined Team Statistics (as of Jan 14, 2007)
Games lost

RECORD:	OVERALL	HOME	AWAY	NEUTRAL
ALL GAMES.....	(0-6)	(0-2)	(0-4)	(0-0)
CONFERENCE.....	(0-3)	(0-2)	(0-1)	(0-0)
NON-CONFERENCE.....	(0-3)	(0-0)	(0-3)	(0-0)

## Player	GP-GS	Min--Avg	---TOTAL---			---3-PTS---			---REBOUNDS---				PF	FO	A	TO	Blk	Stl	Pts	Avg	
			FG-FGA	Pct	3FG-FGA	Pct	FT-FTA	Pct	Off	Def	Tot	Avg									
24 Payton, Adam.....	6-5	189	31.5	34-81	.420	5-18	.278	20-25	.800	10	13	23	3.8	16	1	10	13	1	11	93	15.5
02 Schneider, David...	5-4	163	32.6	16-45	.356	10-32	.313	15-23	.652	5	13	18	3.6	19	0	15	11	0	8	57	11.4
13 Kisielius, Laimis..	6-6	170	28.3	12-40	.300	6-17	.353	13-15	.867	4	14	18	3.0	12	0	12	16	1	2	43	7.2
11 Mann, Nathan.....	6-6	155	25.8	14-44	.318	7-32	.219	7-8	.875	2	15	17	2.8	17	1	14	6	0	5	42	7.0
04 Smith, Alex.....	6-1	100	16.7	15-27	.556	0-2	.000	12-16	.750	13	12	25	4.2	15	1	1	6	1	2	42	7.0
20 Kyle Carrabine.....	6-1	72	12.0	8-20	.400	6-17	.353	2-4	.500	0	3	3	0.5	2	0	1	2	0	0	24	4.0
15 Stein, Peter.....	6-4	105	17.5	10-17	.588	0-1	.000	2-5	.400	5	10	15	2.5	16	1	6	12	0	2	22	3.7
45 Cofield, Corey.....	5-1	62	12.4	7-14	.500	0-0	.000	4-8	.500	5	6	11	2.2	2	0	2	5	0	0	18	3.6
03 Trumbower, Adam.....	6-1	64	10.7	2-7	.286	0-4	.000	10-11	.909	3	9	12	2.0	7	0	8	4	0	0	14	2.3
22 Sumner, Danny.....	6-0	53	8.8	5-19	.263	0-6	.000	2-3	.667	3	3	6	1.0	3	0	2	6	0	1	12	2.0
00 Hess, Steven.....	4-0	24	6.0	2-4	.500	0-0	.000	1-4	.250	1	3	4	1.0	5	0	0	1	1	0	5	1.3
23 Darnell, Chris.....	6-1	43	7.2	2-7	.286	1-2	.500	2-2	1.000	1	9	10	1.7	8	0	3	6	1	1	7	1.2
Team.....										11	11	22	3.7	6		0					

Total.....	6	1200		127-325	.391	35-131	.267	90-124	.726	63	121	184	30.7	128	5	74	88	5	32	379	63.2
Opponents.....	6	1200		147-317	.464	44-127	.346	115-155	.742	69	151	220	36.7	110	0	94	78	19	51	453	75.5

TEAM STATISTICS	W&M	OPP	DATE	OPPONENT	W/L	SCORE	ATTEND
SCORING.....	379	453	11/11/06	at Kansas State	L	60-70	11390
Points per game.....	63.2	75.5	11/25/06	at Holy Cross	L	57-66	2103
Scoring margin.....	-12.3	-	11/28/06	at Navy	L	63-79	1285
FIELD GOALS-ATT.....	127-325	147-317	*12/05/06	TOWSON	L	60-73	2073
Field goal pct.....	.391	.464	*1/10/07	VCU	L	77-88	2412
3 POINT FG-ATT.....	35-131	44-127	*1/13/07	at Delaware	L	62-77	2906
3-point FG pct.....	.267	.346	* = Conference game				
3-pt FG made per game..	5.8	7.3					
FREE THROWS-ATT.....	90-124	115-155					
Free throw pct.....	.726	.742					
REBOUNDS.....	184	220					
Rebounds per game.....	30.7	36.7					
Rebounding margin.....	-6.0	-					
ASSISTS.....	74	94					
Assists per game.....	12.3	15.7					
TURNOVERS.....	88	78					
Turnovers per game.....	14.7	13.0					
Turnover margin.....	-1.7	-					
Assist/turnover ratio..	0.8	1.2					
STEALS.....	32	51					
Steals per game.....	5.3	8.5					
BLOCKS.....	5	19					
Blocks per game.....	0.8	3.2					
WINNING STREAK.....	0	-					
Home win streak.....	0	-					
ATTENDANCE.....	4485	17684					
Home games-Avg/Game....	2-2242	4-4421					
Neutral site-Avg/Game..	-	0-0					

SCORE BY PERIODS:	1st	2nd	Total
William and Mary.....	160	219	-
Opponents.....	225	228	-
			379
			453

2006-07 William and Mary Basketball
William and Mary Combined Team Statistics (as of Jan 14, 2007)
Last Three Games

RECORD:	OVERALL	HOME	AWAY	NEUTRAL
ALL GAMES.....	(1-2)	(0-1)	(1-1)	(0-0)
CONFERENCE.....	(1-2)	(0-1)	(1-1)	(0-0)
NON-CONFERENCE.....	(0-0)	(0-0)	(0-0)	(0-0)

## Player	GP-GS	Min--Avg	---TOTAL---		---3-PTS---		---REBOUNDS---								PF	FO	A	TO	Blk	Stl	Pts	Avg
			FG-FGA	Pct	3FG-FGA	Pct	FT-FTA	Pct	Off	Def	Tot	Avg										
24 Payton, Adam.....	3-3	96 32.0	18-35	.514	3-8	.375	13-16	.813	6	6	12	4.0	4	0	5	10	0	8	52	17.3		
04 Smith, Alex.....	3-0	58 19.3	12-17	.706	1-2	.500	10-11	.909	10	5	15	5.0	10	0	0	5	0	0	35	11.7		
02 Schneider, David...	3-3	101 33.7	8-24	.333	4-17	.235	4-9	.444	5	7	12	4.0	10	0	9	6	0	2	24	8.0		
11 Mann, Nathan.....	3-3	87 29.0	8-24	.333	4-16	.250	3-3	1.000	2	12	14	4.7	6	0	8	4	0	3	23	7.7		
13 Kisielius, Laimis...	3-3	76 25.3	5-23	.217	4-11	.364	7-8	.875	3	9	12	4.0	10	0	6	6	0	1	21	7.0		
20 Carrabine, Kyle....	3-0	52 17.3	4-11	.364	1-6	.167	1-2	.500	0	2	2	0.7	1	0	1	2	0	1	10	3.3		
15 Stein, Peter.....	3-3	52 17.3	4-8	.500	1-2	.500	1-2	.500	1	9	10	3.3	9	1	4	5	0	2	10	3.3		
45 Cofield, Corey.....	2-0	10 5.0	1-1	1.000	0-0	.000	4-6	.667	1	0	1	0.5	2	0	0	0	0	0	6	3.0		
22 Sumner, Danny.....	3-0	14 4.7	3-5	.600	0-1	.000	2-2	1.000	0	0	0	0.0	2	0	0	2	0	0	8	2.7		
23 Darnell, Chris.....	3-0	31 10.3	3-5	.600	0-1	.000	1-2	.500	0	3	3	1.0	6	0	1	1	1	1	7	2.3		
25 Stratton, Chris....	1-0	0 0.0	0-0	.000	0-0	.000	0-0	.000	0	0	0	0.0	0	0	0	0	0	0	0	0.0		
12 Barnett, Marcus....	1-0	0 0.0	0-0	.000	0-0	.000	0-0	.000	0	0	0	0.0	0	0	1	0	0	0	0	0.0		
03 Trumbower, Adam....	3-0	22 7.3	0-2	.000	0-2	.000	0-0	.000	0	1	1	0.3	1	0	0	1	0	0	0	0.0		
00 Hess, Steven.....	2-0	1 0.5	0-0	.000	0-0	.000	0-0	.000	0	0	0	0.0	0	0	0	0	0	0	0	0.0		
Team.....									6	5	11	3.7	6		0							

Total.....	3	600	66-155	.426	18-66	.273	46-61	.754	34	59	93	31.0	67	2	34	43	1	18	196	65.3
Opponents.....	3	600	64-133	.481	23-54	.426	57-73	.781	18	61	79	26.3	54	0	39	38	6	20	208	69.3

TEAM STATISTICS	W&M	OPP	DATE	OPPONENT	W/L	SCORE	ATTEND
SCORING.....	196	208	*1/8/07	at Georgia State	W	57-43	717
Points per game.....	65.3	69.3	*1/10/07	VCU	L	77-88	2412
Scoring margin.....	-4.0	-	*1/13/07	at Delaware	L	62-77	2906
FIELD GOALS-ATT.....	66-155	64-133	* = Conference game				
Field goal pct.....	.426	.481					
3 POINT FG-ATT.....	18-66	23-54					
3-point FG pct.....	.273	.426					
3-pt FG made per game..	6.0	7.7					
FREE THROWS-ATT.....	46-61	57-73					
Free throw pct.....	.754	.781					
REBOUNDS.....	93	79					
Rebounds per game.....	31.0	26.3					
Rebounding margin.....	+4.7	-					
ASSISTS.....	34	39					
Assists per game.....	11.3	13.0					
TURNOVERS.....	43	38					
Turnovers per game....	14.3	12.7					
Turnover margin.....	-1.7	-					
Assist/turnover ratio..	0.8	1.0					
STEALS.....	18	20					
Steals per game.....	6.0	6.7					
BLOCKS.....	1	6					
Blocks per game.....	0.3	2.0					
WINNING STREAK.....	0	-					
Home win streak.....	0	-					
ATTENDANCE.....	2412	3623					
Home games-Avg/Game....	1-2412	2-1812					
Neutral site-Avg/Game..	-	0-0					

SCORE BY PERIODS:	1st	2nd	Total
William and Mary.....	76	120	- 196
Opponents.....	95	113	- 208

2006-07 William and Mary Basketball
William and Mary Combined Team Statistics (as of Jan 14, 2007)
Last Six Games

RECORD:	OVERALL	HOME	AWAY	NEUTRAL
ALL GAMES.....	(4-2)	(2-1)	(2-1)	(0-0)
CONFERENCE.....	(3-2)	(1-1)	(2-1)	(0-0)
NON-CONFERENCE.....	(1-0)	(1-0)	(0-0)	(0-0)

## Player	GP-GS	Min--Avg	---TOTAL---		---3-PTS---		---REBOUNDS---								PF	FO	A	TO	Blk	Stl	Pts	Avg
			FG-FGA	Pct	3FG-FGA	Pct	FT-FTA	Pct	Off	Def	Tot	Avg										
24 Payton, Adam.....	6-6	193 32.2	30-65	.462	5-14	.357	27-33	.818	11	16	27	4.5	8	0	11	16	0	12	92	15.3		
04 Smith, Alex.....	6-0	107 17.8	21-29	.724	1-2	.500	19-21	.905	13	11	24	4.0	17	0	2	9	0	1	62	10.3		
02 Schneider, David...	6-6	200 33.3	18-48	.375	13-38	.342	7-14	.500	9	16	25	4.2	17	0	15	13	0	6	56	9.3		
13 Kisielius, Laimis..	6-6	163 27.2	14-45	.311	6-20	.300	16-22	.727	11	19	30	5.0	15	0	16	14	3	3	50	8.3		
11 Mann, Nathan.....	6-6	180 30.0	15-49	.306	8-30	.267	4-6	.667	4	23	27	4.5	8	0	14	10	1	5	42	7.0		
20 Carrabine, Kyle....	6-0	102 17.0	10-21	.476	5-14	.357	3-6	.500	2	9	11	1.8	3	0	4	4	1	2	28	4.7		
15 Stein, Peter.....	6-6	122 20.3	11-20	.550	2-4	.500	3-5	.600	6	18	24	4.0	16	1	6	8	0	3	27	4.5		
22 Sumner, Danny.....	3-0	14 4.7	3-5	.600	0-1	.000	2-2	1.000	0	0	0	0.0	2	0	0	2	0	0	8	2.7		
23 Darnell, Chris.....	6-0	62 10.3	6-16	.375	0-6	.000	1-4	.250	4	9	13	2.2	10	0	3	3	1	1	13	2.2		
45 Cofield, Corey....	3-0	13 4.3	1-1	1.000	0-0	.000	4-6	.667	1	1	2	0.7	2	0	0	0	0	0	6	2.0		
00 Hess, Steven.....	2-0	1 0.5	0-0	.000	0-0	.000	0-0	.000	0	0	0	0.0	0	0	0	0	0	0	0	0.0		
12 Barnett, Marcus....	1-0	0 0.0	0-0	.000	0-0	.000	0-0	.000	0	0	0	0.0	0	0	1	0	0	0	0	0.0		
03 Trumbower, Adam....	6-0	43 7.2	0-3	.000	0-2	.000	0-0	.000	0	2	2	0.3	4	0	2	2	0	0	0	0.0		
25 Stratton, Chris....	1-0	0 0.0	0-0	.000	0-0	.000	0-0	.000	0	0	0	0.0	0	0	0	0	0	0	0	0.0		
Team.....									8	11	19	3.2	6		0							

Total.....	6	1200	129-302	.427	40-131	.305	86-119	.723	69	135	204	34.0	108	2	73	82	6	33	384	64.0
Opponents.....	6	1200	126-289	.436	43-131	.328	86-110	.782	39	118	157	26.2	105	0	77	70	11	35	381	63.5

TEAM STATISTICS	W&M	OPP	DATE	OPPONENT	W/L	SCORE	ATTEND
SCORING.....	384	381	12/31/06	RICHMOND	W	61-53	1922
Points per game.....	64.0	63.5	*1/3/07	at George Mason	W	67-63	4409
Scoring margin.....	+0.5	-	*1/6/07	NORTHEASTERN	W	60-57	1764
FIELD GOALS-ATT.....	129-302	126-289	*1/8/07	at Georgia State	W	57-43	717
Field goal pct.....	.427	.436	*1/10/07	VCU	L	77-88	2412
3 POINT FG-ATT.....	40-131	43-131	*1/13/07	at Delaware	L	62-77	2906
3-point FG pct.....	.305	.328	* = Conference game				
3-pt FG made per game..	6.7	7.2					
FREE THROWS-ATT.....	86-119	86-110					
Free throw pct.....	.723	.782					
REBOUNDS.....	204	157					
Rebounds per game.....	34.0	26.2					
Rebounding margin.....	+7.8	-					
ASSISTS.....	73	77					
Assists per game.....	12.2	12.8					
TURNOVERS.....	82	70					
Turnovers per game.....	13.7	11.7					
Turnover margin.....	-2.0	-					
Assist/turnover ratio..	0.9	1.1					
STEALS.....	33	35					
Steals per game.....	5.5	5.8					
BLOCKS.....	6	11					
Blocks per game.....	1.0	1.8					
WINNING STREAK.....	0	-					
Home win streak.....	0	-					
ATTENDANCE.....	6098	8032					
Home games-Avg/Game....	3-2033	3-2677					
Neutral site-Avg/Game..	-	0-0					

SCORE BY PERIODS:	1st	2nd	Total
William and Mary.....	160	224	- 384
Opponents.....	168	213	- 381

2006-07 William and Mary Basketball
William and Mary Combined Team Statistics (as of Jan 14, 2007)
Last Nine Games

RECORD:	OVERALL	HOME	AWAY	NEUTRAL
ALL GAMES.....	(7-2)	(5-1)	(2-1)	(0-0)
CONFERENCE.....	(3-2)	(1-1)	(2-1)	(0-0)
NON-CONFERENCE.....	(4-0)	(4-0)	(0-0)	(0-0)

## Player	GP-GS	---TOTAL---		---3-PTS---		---REBOUNDS---								PF	FO	A	TO	Blk	Stl	Pts	Avg
		Min	Avg	FG-FGA	Pct	3FG-FGA	Pct	FT-FTA	Pct	Off	Def	Tot	Avg								
24 Payton, Adam.....	9-9	284	31.6	39-84	.464	9-20	.450	34-40	.850	13	23	36	4.0	12	0	17	24	0	16	121	13.4
13 Kisielius, Laimis..	9-9	258	28.7	25-62	.403	10-27	.370	32-44	.727	15	21	36	4.0	20	0	24	20	7	6	92	10.2
02 Schneider, David...	9-9	294	32.7	24-66	.364	19-53	.358	16-26	.615	10	22	32	3.6	23	0	25	19	0	8	83	9.2
04 Smith, Alex.....	9-0	152	16.9	30-46	.652	1-3	.333	21-24	.875	16	17	33	3.7	23	0	3	12	2	1	82	9.1
11 Mann, Nathan.....	9-9	265	29.4	24-72	.333	11-43	.256	13-15	.867	7	32	39	4.3	13	0	20	16	1	6	72	8.0
15 Stein, Peter.....	9-9	184	20.4	18-32	.563	2-5	.400	10-16	.625	8	25	33	3.7	26	1	7	12	2	6	48	5.3
20 Carrabine, Kyle....	9-0	140	15.6	16-33	.485	9-23	.391	3-6	.500	3	14	17	1.9	4	0	5	6	1	3	44	4.9
22 Sumner, Danny.....	4-0	15	3.8	3-6	.500	0-2	.000	2-2	1.000	0	0	0	0.0	2	0	0	2	0	0	8	2.0
00 Hess, Steven.....	5-0	25	5.0	2-3	.667	0-0	.000	5-8	.625	2	1	3	0.6	3	0	1	2	0	0	9	1.8
45 Cofield, Corey....	4-0	17	4.3	1-2	.500	0-0	.000	4-6	.667	1	1	2	0.5	2	0	1	0	0	0	6	1.5
23 Darneil, Chris.....	9-0	86	9.6	6-17	.353	0-6	.000	1-4	.250	4	9	13	1.4	12	0	3	4	1	2	13	1.4
03 Trumbower, Adam....	9-0	78	8.7	3-9	.333	0-4	.000	3-4	.750	2	5	7	0.8	8	0	5	8	0	3	9	1.0
25 Stratton, Chris....	2-0	1	0.5	0-0	.000	0-0	.000	0-0	.000	0	0	0	0.0	0	0	0	0	0	0	0	0.0
12 Barnett, Marcus....	2-0	1	0.5	0-0	.000	0-0	.000	0-0	.000	0	0	0	0.0	0	0	0	1	0	0	0	0.0
Team.....										13	23	36	4.0	6			0				

Total.....	9	1800	191-432	.442	61-186	.328	144-195	.738	94	193	287	31.9	154	2	111	126	14	51	587	65.2
Opponents.....	9	1800	186-435	.428	57-182	.313	121-164	.738	74	169	243	27.0	160	2	94	118	15	51	550	61.1

TEAM STATISTICS	W&M	OPP	DATE	OPPONENT	W/L	SCORE	ATTEND
SCORING.....	587	550	12/08/06	NORTH FLORIDA	W	61-44	2135
Points per game.....	65.2	61.1	12/22/06	UMBC	W	70-58	1421
Scoring margin.....	+4.1	-	12/28/06	HAMPTON	W	72-67	2107
FIELD GOALS-ATT.....	191-432	186-435	12/31/06	RICHMOND	W	61-53	1922
Field goal pct.....	.442	.428	*1/3/07	at George Mason	W	67-63	4409
3 POINT FG-ATT.....	61-186	57-182	*1/6/07	NORTHEASTERN	W	60-57	1764
3-point FG pct.....	.328	.313	*1/8/07	at Georgia State	W	57-43	717
3-pt FG made per game..	6.8	6.3	*1/10/07	VCU	L	77-88	2412
FREE THROWS-ATT.....	144-195	121-164	*1/13/07	at Delaware	L	62-77	2906
Free throw pct.....	.738	.738	* = Conference game				
REBOUNDS.....	287	243					
Rebounds per game.....	31.9	27.0					
Rebounding margin.....	+4.9	-					
ASSISTS.....	111	94					
Assists per game.....	12.3	10.4					
TURNOVERS.....	126	118					
Turnovers per game.....	14.0	13.1					
Turnover margin.....	-0.9	-					
Assist/turnover ratio..	0.9	0.8					
STEALS.....	51	51					
Steals per game.....	5.7	5.7					
BLOCKS.....	14	15					
Blocks per game.....	1.6	1.7					
WINNING STREAK.....	0	-					
Home win streak.....	0	-					
ATTENDANCE.....	11761	8032					
Home games-Avg/Game....	6-1960	3-2677					
Neutral site-Avg/Game..	-	0-0					

SCORE BY PERIODS:	1st	2nd	Total
William and Mary.....	253	334	- 587
Opponents.....	238	312	- 550

2006-07 William and Mary Basketball
 William and Mary High/Low Analysis (as of Jan 14, 2007)
 All games

William and Mary - TEAM GAME HIGHS

POINTS.....	77	vs VCU (1/10/07)
	77	vs Wagner (11/20/06)
	73	vs Cornell (12/02/06)
	72	vs Hampton (12/28/06)
	70	vs UMBC (12/22/06)
FIELD GOALS MADE.....	32	vs Wagner (11/20/06)
	24	at George Mason (1/3/07)
	24	vs Cornell (12/02/06)
FIELD GOAL ATTEMPTS.....	64	vs Wagner (11/20/06)
	58	at Delaware (1/13/07)
FIELD GOAL PERCENTAGE.....	.512 (21-41)	vs Hampton (12/28/06)
	.500 (32-64)	vs Wagner (11/20/06)
	.500 (21-42)	vs UMBC (12/22/06)
3 PT FIELD GOALS MADE.....	9	vs Hampton (12/28/06)
	9	vs Cornell (12/02/06)
3 PT FG ATTEMPTS.....	29	vs Towson (12/05/06)
	24	vs Cornell (12/02/06)
3 PT FG PERCENTAGE.....	.467 (7-15)	vs UMBC (12/22/06)
	.450 (9-20)	vs Hampton (12/28/06)
FREE THROWS MADE.....	27	vs VCU (1/10/07)
	21	vs Hampton (12/28/06)
	21	vs UMBC (12/22/06)
FREE THROW ATTEMPTS.....	34	vs VCU (1/10/07)
	33	vs Jacksonville State (12/01/06)
FREE THROW PERCENTAGE.....	.955 (21-22)	vs UMBC (12/22/06)
	.857 (12-14)	at George Mason (1/3/07)
REBOUNDS.....	47	vs Jacksonville State (12/01/06)
	42	vs Wagner (11/20/06)
ASSISTS.....	16	at George Mason (1/3/07)
	16	vs Towson (12/05/06)
	16	vs Cornell (12/02/06)
	16	vs Wagner (11/20/06)
	16	at Kansas State (11/11/06)
STEALS.....	12	vs North Florida (12/08/06)
	9	vs Jacksonville State (12/01/06)
BLOCKED SHOTS.....	4	vs North Florida (12/08/06)
	4	vs Wagner (11/20/06)
TURNOVERS.....	28	vs Jacksonville State (12/01/06)
	24	vs Hampton (12/28/06)
FOULS.....	28	at Delaware (1/13/07)
	25	vs Wagner (11/20/06)

2006-07 William and Mary Basketball
 William and Mary High/Low Analysis (as of Jan 14, 2007)
 All games

Opponent - GAME HIGHS

POINTS.....	88	vs VCU (1/10/07)
	79	at Navy (11/28/06)
	77	at Delaware (1/13/07)
	73	vs Towson (12/05/06)
	70	at Kansas State (11/11/06)
FIELD GOALS MADE.....	27	at Navy (11/28/06)
	26	vs Towson (12/05/06)
	26	vs Cornell (12/02/06)
FIELD GOAL ATTEMPTS.....	80	at Kansas State (11/11/06)
	62	vs Jacksonville State (12/01/06)
FIELD GOAL PERCENTAGE.....	.614 (27-44)	at Navy (11/28/06)
	.595 (25-42)	vs VCU (1/10/07)
3 PT FIELD GOALS MADE.....	12	at Delaware (1/13/07)
	9	at Navy (11/28/06)
3 PT FG ATTEMPTS.....	31	vs Wagner (11/20/06)
	30	vs Richmond (12/31/06)
3 PT FG PERCENTAGE.....	.643 (9-14)	at Navy (11/28/06)
	.500 (7-14)	vs VCU (1/10/07)
FREE THROWS MADE.....	31	vs VCU (1/10/07)
	19	at Delaware (1/13/07)
	19	vs Hampton (12/28/06)
FREE THROW ATTEMPTS.....	37	vs VCU (1/10/07)
	31	vs Hampton (12/28/06)
FREE THROW PERCENTAGE.....	.917 (11-12)	vs Northeastern (1/6/07)
	.867 (13-15)	vs UMBC (12/22/06)
REBOUNDS.....	59	at Kansas State (11/11/06)
	43	at Holy Cross (11/25/06)
ASSISTS.....	20	at Navy (11/28/06)
	18	at George Mason (1/3/07)
STEALS.....	14	vs Jacksonville State (12/01/06)
	12	at Holy Cross (11/25/06)
BLOCKED SHOTS.....	8	at Kansas State (11/11/06)
	5	at Holy Cross (11/25/06)
TURNOVERS.....	21	vs Hampton (12/28/06)
	19	vs Jacksonville State (12/01/06)
	19	vs Wagner (11/20/06)
FOULS.....	25	vs VCU (1/10/07)
	25	vs Jacksonville State (12/01/06)

2006-07 William and Mary Basketball
 William and Mary High/Low Analysis (as of Jan 14, 2007)
 All games

William and Mary - GAME LOWS

POINTS.....	57	at Holy Cross (11/25/06)
	57	at Georgia State (1/8/07)
	59	vs Jacksonville State (12/01/06)
	60	at Kansas State (11/11/06)
	60	vs Towson (12/05/06)
	60	vs Northeastern (1/6/07)
FIELD GOALS MADE.....	19	vs Towson (12/05/06)
	19	vs Northeastern (1/6/07)
FIELD GOAL ATTEMPTS.....	41	vs Hampton (12/28/06)
	42	vs UMBC (12/22/06)
	42	vs Richmond (12/31/06)
FIELD GOAL PERCENTAGE.....	.352 (19-54)	vs Towson (12/05/06)
	.379 (22-58)	at Delaware (1/13/07)
3 PT FIELD GOALS MADE.....	2	vs Jacksonville State (12/01/06)
	2	at Delaware (1/13/07)
3 PT FG ATTEMPTS.....	11	vs Jacksonville State (12/01/06)
	15	vs UMBC (12/22/06)
3 PT FG PERCENTAGE.....	.091 (2-22)	at Delaware (1/13/07)
	.182 (2-11)	vs Jacksonville State (12/01/06)
FREE THROWS MADE.....	3	at Georgia State (1/8/07)
	6	vs Wagner (11/20/06)
FREE THROW ATTEMPTS.....	7	at Georgia State (1/8/07)
	12	vs Wagner (11/20/06)
FREE THROW PERCENTAGE.....	.429 (3-7)	at Georgia State (1/8/07)
	.500 (6-12)	vs Wagner (11/20/06)
REBOUNDS.....	23	vs UMBC (12/22/06)
	25	vs Hampton (12/28/06)
ASSISTS.....	10	vs VCU (1/10/07)
	10	at Delaware (1/13/07)
STEALS.....	3	vs UMBC (12/22/06)
	3	vs Hampton (12/28/06)
BLOCKED SHOTS.....	0	vs Towson (12/05/06)
	0	at George Mason (1/3/07)
	0	vs VCU (1/10/07)
	0	at Delaware (1/13/07)
TURNOVERS.....	8	vs Towson (12/05/06)
	9	vs UMBC (12/22/06)
FOULS.....	11	vs Jacksonville State (12/01/06)
	11	vs Northeastern (1/6/07)

2006-07 William and Mary Basketball
 William and Mary High/Low Analysis (as of Jan 14, 2007)
 All games

Opponent - GAME LOWS

POINTS.....	43	at Georgia State (1/8/07)
	44	vs North Florida (12/08/06)
	53	vs Wagner (11/20/06)
	53	vs Richmond (12/31/06)
	56	vs Jacksonville State (12/01/06)
FIELD GOALS MADE.....	16	at Georgia State (1/8/07)
	17	vs Wagner (11/20/06)
FIELD GOAL ATTEMPTS.....	42	vs VCU (1/10/07)
	42	at Delaware (1/13/07)
FIELD GOAL PERCENTAGE.....	.300 (24-80)	at Kansas State (11/11/06)
	.327 (16-49)	at Georgia State (1/8/07)
3 PT FIELD GOALS MADE.....	3	vs Jacksonville State (12/01/06)
	3	vs UMBC (12/22/06)
3 PT FG ATTEMPTS.....	14	at Navy (11/28/06)
	14	vs UMBC (12/22/06)
	14	vs VCU (1/10/07)
3 PT FG PERCENTAGE.....	.158 (3-19)	vs Jacksonville State (12/01/06)
	.200 (5-25)	at Holy Cross (11/25/06)
	.200 (6-30)	vs Richmond (12/31/06)
FREE THROWS MADE.....	3	vs Jacksonville State (12/01/06)
	3	vs North Florida (12/08/06)
FREE THROW ATTEMPTS.....	8	vs Jacksonville State (12/01/06)
	8	vs North Florida (12/08/06)
FREE THROW PERCENTAGE.....	.375 (3-8)	vs Jacksonville State (12/01/06)
	.375 (3-8)	vs North Florida (12/08/06)
REBOUNDS.....	24	vs UMBC (12/22/06)
	24	at George Mason (1/3/07)
ASSISTS.....	4	vs Hampton (12/28/06)
	6	vs UMBC (12/22/06)
STEALS.....	0	vs North Florida (12/08/06)
	3	vs Wagner (11/20/06)
BLOCKED SHOTS.....	0	vs UMBC (12/22/06)
	0	vs Hampton (12/28/06)
TURNOVERS.....	9	at Kansas State (11/11/06)
	9	vs Richmond (12/31/06)
FOULS.....	13	at Georgia State (1/8/07)
	14	vs Towson (12/05/06)
	14	vs Northeastern (1/6/07)

2006-07 William and Mary Basketball
 William and Mary High/Low Analysis (as of Jan 14, 2007)
 All games

William and Mary - INDIVIDUAL GAME HIGHS

POINTS.....	26	Payton, Adam vs VCU (1/10/07)
	21	Kisielius, Laimis vs Cornell (12/02/06)
	20	Kisielius, Laimis vs Jacksonville State (12/01/06)
	19	Payton, Adam at Delaware (1/13/07)
	19	Kisielius, Laimis vs UMBC (12/22/06)
FIELD GOALS MADE.....	8	Payton, Adam at Delaware (1/13/07)
	8	Kisielius, Laimis vs Wagner (11/20/06)
FIELD GOAL ATT.....	16	Payton, Adam vs Towson (12/05/06)
	16	Payton, Adam at Navy (11/28/06)
FG PCT (min 5 made).....	.833 (5-6)	Kisielius, Laimis vs Jacksonville State (12/01/06)
	.714 (5-7)	Kisielius, Laimis vs UMBC (12/22/06)
	.714 (5-7)	Kisielius, Laimis at Kansas State (11/11/06)
3 PT FG MADE.....	4	Schneider, David vs Northeastern (1/6/07)
	4	Mann, Nathan at George Mason (1/3/07)
	4	Schneider, David vs Towson (12/05/06)
	4	Mann, Nathan vs Cornell (12/02/06)
3 PT FG ATTEMPTS.....	10	Mann, Nathan vs Cornell (12/02/06)
	9	Mann, Nathan at George Mason (1/3/07)
	9	Schneider, David at Kansas State (11/11/06)
3-PT FG PCT (min 2 made).....	1.000 (3-3)	Kisielius, Laimis at Kansas State (11/11/06)
	1.000 (2-2)	Payton, Adam vs VCU (1/10/07)
	1.000 (2-2)	Kisielius, Laimis vs Hampton (12/28/06)
	1.000 (2-2)	Payton, Adam vs Hampton (12/28/06)
FREE THROWS MADE.....	10	Payton, Adam vs VCU (1/10/07)
	9	Kisielius, Laimis vs Jacksonville State (12/01/06)
FREE THROW ATT.....	12	Kisielius, Laimis vs Hampton (12/28/06)
	12	Kisielius, Laimis vs Jacksonville State (12/01/06)
FT PCT (min 3 made).....	1.000 (6-6)	Smith, Alex at Delaware (1/13/07)
	1.000 (4-4)	Kisielius, Laimis vs VCU (1/10/07)
	1.000 (4-4)	Payton, Adam vs UMBC (12/22/06)
	1.000 (4-4)	Mann, Nathan vs North Florida (12/08/06)
	1.000 (4-4)	Schneider, David vs North Florida (12/08/06)
	1.000 (4-4)	Mann, Nathan vs Towson (12/05/06)
	1.000 (4-4)	Kisielius, Laimis vs Cornell (12/02/06)
	1.000 (3-3)	Mann, Nathan vs VCU (1/10/07)
	1.000 (3-3)	Smith, Alex at George Mason (1/3/07)
	1.000 (3-3)	Stein, Peter vs Hampton (12/28/06)
	1.000 (3-3)	Mann, Nathan vs UMBC (12/22/06)
REBOUNDS.....	9	Smith, Alex at Delaware (1/13/07)
	9	Payton, Adam at George Mason (1/3/07)
	9	Mann, Nathan vs North Florida (12/08/06)
	9	Schneider, David at Kansas State (11/11/06)
ASSISTS.....	7	Schneider, David at Kansas State (11/11/06)
	6	Schneider, David vs Wagner (11/20/06)
STEALS.....	4	Payton, Adam vs VCU (1/10/07)
	4	Schneider, David at Kansas State (11/11/06)
BLOCKED SHOTS.....	2	Kisielius, Laimis vs Richmond (12/31/06)
	2	Smith, Alex vs Hampton (12/28/06)
	2	Kisielius, Laimis vs UMBC (12/22/06)
	2	Kisielius, Laimis vs North Florida (12/08/06)
	2	Stein, Peter vs North Florida (12/08/06)
	2	Darnell, Chris vs Cornell (12/02/06)
TURNOVERS.....	6	Kisielius, Laimis vs Jacksonville State (12/01/06)

FOULS.....

5 Payton, Adam vs VCU (1/10/07)
5 Cofield, Corey vs Jacksonville State (12/01/06)
5 Kisielius, Laimis at Holy Cross (11/25/06)
5 Schneider, David at Kansas State (11/11/06)
6 Team at Delaware (1/13/07)
5 Stein, Peter vs VCU (1/10/07)
5 Payton, Adam vs Towson (12/05/06)
5 Smith, Alex at Holy Cross (11/25/06)
5 Mann, Nathan at Kansas State (11/11/06)