

2006-07

Tribe

MEN'S BASKETBALL

MEN'S BASKETBALL CONTACT/ASSOCIATE DIRECTOR: KRIS SEARS - PHONE: 757-221-3368 - EMAIL: KASEAR@WM.EDU - FAX: 757-221-3412

GEORGIA STATE PANTHERS (5-8, 1-2 CAA)

VS.

WILLIAM AND MARY TRIBE (9-4, 2-1 CAA)

Jan. 8, 2007 • 6:00 PM

**Georgia State Sports Arena (4,500)
Williamsburg, Va.**

W&M TRAVELS TO GEORGIA STATE FOR CAA TILT

The William and Mary men's basketball team will look to continue its six-game winning streak when it travels to Atlanta, Ga., on Jan. 8 to battle Georgia State. W&M will look for only its fourth 3-1 start to conference play in the Tribe's 22 years in the CAA. Tip-off is slated for 6 p.m.

The Tribe scored the game's final nine points to erase a six-point deficit in defeated Northeastern on Jan. 6. Senior guard Adam Payton led W&M with 15 points, including the game-winning free throws with 22 seconds remaining. Freshman guard David Schneider had 13 points on 4-of-8 from 3-point range to go along with a team-high eight rebounds. Georgia State tallied its first CAA win of the season, downing Towson, 87-81, in double overtime at home on Jan. 6.

The game can be heard live over the Tribe Radio Network with Jay Colley, Bill McDonald and Charlie Woollum on the call. The contest also can be followed live over the Internet at TribeAthletics.com.

STORY LINES

- W&M will look to extend its winning streak to seven vs. Georgia State and become only the sixth Tribe team since 1950-51 to win seven games in a row.

- The College will look for the fourth 3-1 or better start in the CAA in school history. The last time W&M had a better start to the CAA was 1997-98 when it went 4-0 to start the conference ledger.

PROBABLE STARTING LINEUPS

WILLIAM AND MARY TRIBE

Pos.	No.	Name	Ht.	Wt.	Cl./El.	PPG	APG	RPG	Other
G	2	David Schneider	6-3	175	Fr./Fr.	10.7	3.2	3.4	1.5 SPG
G	11	Nathan Mann	6-2	190	Jr./Jr.	7.5	2.0	3.5	
G	24	Adam Payton	6-3	195	5th/Sr.	11.8	1.6	4.2	.840 FT%
F	13	Laimis Kisielius	6-8	210	Jr./Jr.	12.6	2.4	3.6	.447 3FG%
F	15	Peter Stein	6-9	225	So./So.	4.7	1.2	3.5	.658 FG%

GEORGIA STATE PANTHERS

Pos.	No.	Name	Ht.	Wt.	Cl./El.	PPG	APG	RPG	Other
F	1	Rashad Case	6-7	225	So./So.	12.2	1.3	7.8	
F	2	Lance Perique	6-8	210	Sr./Sr.	16.0	0.9	6.1	.486 FG%
F	20	Ryan McBride	6-6	180	Jr./Jr.	6.4	1.2	2.8	
G	21	Leonard Mendez	6-4	170	So./So.	11.8	1.8	4.1	.442 3FG%
G	22	Ron Harris	5-10	185	Jr./Jr.	5.9	2.5	2.3	1.3 SPG

2006-07 W&M MEN'S BASKETBALL SCHEDULE

Overall: 9-4 Home: 8-1 Away: 1-3 Conference: 2-1

NOVEMBER

1	BARTON COLLEGE (exh.)	W, 85-73
11	at Kansas State	L, 60-70
20	WAGNER	W, 77-53
25	at Holy Cross	L, 57-66
28	at Navy	L, 63-79

DECEMBER

2006 W&M TIP-OFF CLASSIC (WILLIAMSBURG, VA.)

1	Cornell vs. VMI	Cornell, 99-94
1	JACKSONVILLE STATE	W, 59-56
2	Jacksonville State vs. VMI	Jacksonville State, 87-85
2	CORNELL	W, 73-68 (OT)
5	TOWSON * (TV - CSN-MA; CSN-P)	L, 60-73
8	NORTH FLORIDA	W, 61-44
22	UMBC	W, 70-58
28	HAMPTON	W, 72-67
31	RICHMOND	W, 61-53

JANUARY

3	at George Mason *	W, 67-63
6	NORTHEASTERN (TV - CN8) *	W, 60-57
8	at Georgia State *	6 PM
10	VIRGINIA COMMONWEALTH *	7 PM
13	at Delaware *	7 PM
16	GEORGE MASON (TV - ESPN Regional) *	7 PM
20	at Hofstra *	4 PM
24	at Old Dominion *	7 PM
27	GEORGIA STATE *	7 PM
29	at Virginia Commonwealth *	7:30 PM
31	JAMES MADISON *	7 PM

FEBRUARY

3	UNC WILMINGTON * (TV - UNCW-TV)	7 PM
7	at James Madison *	7 PM
10	at UNC Wilmington *	7 PM
14	DREXEL *	7 PM
17	ESPN BracketBusters (Away)	
21	at Drexel *	7:30 PM
24	OLD DOMINION *	2 PM

MARCH

2	CAA Tournament First Round (Richmond, Va.)
3	CAA Tournament Quarterfinals (Richmond, Va.)
4	CAA Tournament Semifinals (Richmond, Va.)
5	CAA Tournament Final (Richmond, Va.)

* Colonial Athletic Association game
CSN-MA - Comcast SportsNet Mid-Atlantic
CSN-P - Comcast SportsNet Philadelphia

MEDIA INFORMATION

WILLIAM AND MARY SPORTS INFORMATION

Kris Sears, Assoc. Director (MBK Contact)
 Office: (757) 221-3368
 Cell: (765) 860-1205
 E-mail: kasear@wm.edu
 Fax: (757) 221-3412
 Website: www.TribeAthletics.com

CAA TELEPHONIC PRESS CONFERENCES

Members of the media are invited to participate in the CAA's weekly telephonic press conference series. The first call will occur on Jan. 2, continuing each Tuesday morning through Feb. 27. CAA coaches will be available to answer questions beginning at 10 AM. The weekly lineup is listed below. The phone number to take part in the call is **888-677-9010**. Members of the media should contact **Rob Washburn (804-754-1616)** at the CAA office for the password to access the call.

10:00	Tom Pecora (Hofstra)
10:10	Bill Coen (Northeastern)
10:20	Anthony Grant (VCU)
10:30	Blaine Taylor (Old Dominion)
10:40	Tony Shaver (William and Mary)
10:50	Brad Brownell (UNC Wilmington)
11:00	Dean Keener (James Madison)
11:10	Jim Larranaga (George Mason)
11:20	Pat Kennedy (Towson)
11:30	Monte Ross (Delaware)
11:40	Bruiser Flint (Drexel)
11:50	Michael Perry (Georgia State)

WILLIAM AND MARY RADIO NETWORK

Teaming up once again to call all the action of Tribe basketball over the airwaves will be **Jay Colley, Charlie Woollum** and **Bill McDonald**.

The flagship stations for the radio network are WYTD, 92.3 FM, and WBACH, 107.9 FM. W&M games can be heard on all of the following stations:

WYTD (92.3 FM)	Williamsburg
WBACH (107.9 FM)	Williamsburg
WCLM (1450 AM)	Richmond
WBRG (1050 AM)	Lynchburg

Tribe basketball games can also be heard live via the Internet. Go to the W&M website: www.TribeAthletics.com and click on the "Live Audio" link for more information.

ON THE INTERNET

For complete coverage of all 23 of William and Mary's teams on the Internet, go to www.TribeAthletics.com. The official site of Tribe athletics features the most recent press releases, statistics and schedule information, as well as the latest basketball game notes and season updates.

VIA CELL PHONE

Fans can have final scores for all W&M sports sent as a text message to a cell phone. "eSCORES" is a free service available from Stretch Internet, the Tribe's Internet broadcast partner. To sign up for this service, go to the W&M web site: www.TribeAthletics.com and click on the "eSCORES" link at the top of the page.

SCOUTING GEORGIA STATE

The Panthers tallied their first CAA win of the season, defeating Towson at home in double overtime, 87-81, on Jan. 6. Rashad Chase and Lance Perique paced the Georgia State victory with double-doubles. Chase had 23 points and 12 rebounds, while Perique turned in a 26-point and 14-rebound effort. The Panthers are 5-8 on the year and 1-2 in the CAA entering the tilt with the Tribe.

Georgia State also owns victories over Savannah State, Winston-Salem State and two over Alabama State. While the Panther record may not seem like much, their schedule has more than prepared them for the conference ledger. Georgia State's schedule includes losses to Georgia Tech, Charlotte, Florida State, Iowa and Clemson. Clemson is the lone remaining unbeaten team in college basketball.

Perique leads the Panthers in scoring at 16 points per game. He also ranks second on the team at 6.1 rebounds per contest, while shooting 48.6 from the floor. Chase tops the team in rebounds at 7.8 per game, while ranking second in points at a 12.2 clip. Leonard Mendez is the third Georgia State player averaging in double figures at 11.8 per contest. Ron Larris is the Panther's top assist man with 33 on the year to go along with a team-high 17 steals and 46.2 shooting percentage from 3-point range.

W&M and Georgia State split their first ever meetings in 2005-06. The Tribe fell 79-70 at Georgia State on Jan. 14, 2006. Nathan Mann led the way for W&M with 21 points, including 5-of-6 from 3-point range. The College rebounded with a 90-73 victory in Williamsburg. Laimis Kisielius and Corey Cofield each tallied double digits with 14 and 15 points, respectively.

RECAPING NORTHEASTERN

The Tribed scored the game's final nine points, willing itself to a 60-57 victory over Northeastern at Kaplan Arena on Jan. 6. Senior guard Adam Payton connected four-straight free throws down the stretch, including the eventual game-winner with 22 seconds remaining, while the Tribe turned in a stout defensive effort in a contest aired on CN8 Sports: The Comcast Network. The Tribe won its sixth-straight contest and moved to 9-4 overall and 2-1 in the CAA. It is the first six-game winning streak for the College since the 1997-98 season and best start in conference play since the 1999-2000 campaign.

Payton led the Tribe in scoring with 15 points, including a near perfect 8-of-9 from the free throw line. It marked the fourth-straight game and 10th time overall that he scored in double digits. Freshman guard David Schneider connected on 4-of-8 from 3-point range to finish with 13 points. He added a team-high eight rebounds and two assists compared to zero turnovers. Junior Laimis Kisielius and sophomore Peter Stein each finished with nine points.

Trailing by six, 57-51, with the 2:24 remaining following a 10-1 Northeastern spurt capped by a Adrian Martinez 3-pointer from the top of the key, W&M ratcheted up the pressure and closed the game with nine-straight points to claim the victory. Less than 20 seconds after NU took its largest lead since the opening minutes of the game, Schneider connected on a trey from the right wing to draw W&M within three, 57-54.

Schneider found Kisielius on the break with less than two minutes remaining, but the 6-8 Tribe forward was fouled on the play and hit 1-of-2 from the charity stripe to draw the College within two. After the Tribe misfired on a pair of opportunities, Stein made a key steal on the defensive end to give W&M possession with 52 seconds remaining. Schneider was fouled on a drive to the basket, and hit the second of two, drawing W&M within a single point.

On the ensuing inbounds pass, Kisielius cut to the corner near the Tribe bench, making the steal in the process. After a Tribe timeout, W&M perfectly executed a backdoor cut and Payton was fouled as his lay-up attempt, which would have gave the College the lead, fell just from off the left side of the rim. The Burlington, N.J., native calmly stepped to the stripe and connected on both, giving W&M the 58-57 lead with 22 seconds remaining.

Northeastern's desperation 3-point attempt with four second remaining missed everything, giving the Tribe possession. The ball once again wound up in the hands of Payton, who connected on both freebies to push the cushion to 60-57. The Huskies could only muster a final-second half-court heave, and it hit off the backboard, sending the Tribe faithful into a celebration.

The Tribe outrebounded its opponent for the third straight game, 35-28. W&M connected on eight 3-pointers and only turned the ball over 11 times compared to 11 assists. The Tribe defense continued its solid play as well, limiting NU to 37.3 percent shooting



from the floor, while collecting seven steals.

NU hit four of its first five shots from the field, including a trio of 3-pointers to jump out to an 11-4 lead at the 17:13 mark. The Tribe held Northeastern without a field goal for the next 7:30 minutes, before taking its first lead of the contest, 16-15, on Stein's first career 3-pointer from the top of the key at the 9:28 mark. The two teams traded buckets, before Northeastern scored seven of the final 11 points of the first half to take a 27-26 lead into the locker room.

It looked as though W&M would blow the game wide open in the early going of the second half. The College scored the first eight points of the second stanza to open up a 34-27 lead with 18:25 remaining. Payton scored five straight points, including a cutting conventional 3-point play to start the half. A Kisielius 3-pointer from the left corner in front of the Tribe bench prompted a quick Northeastern timeout.

The Huskies responded with an 11-2 run over the next four minutes, to retake the lead, 38-36. Bennet Davis scored four points on the run, while Bobby Kelly connected on a trey.

The lead would be short lived as Payton connected on a 3-pointer from the right wing off the dish from junior guard Kyle Carrabine putting W&M back in front, 39-38. Five straight points from Carrabine and an impressive backdoor cut and dunk from sophomore forward Chris Darnell off the feed from Schneider, pushed the Tribe out to a 46-41 advantage at the 10-minute mark.

COMEBACK KIDS

In each of the last two Tribe victories, W&M overcame a pair of halftime deficits to notch the win. At George Mason on Jan. 3, the Tribe trailed 33-31 at the break, before leading the majority of the second half on it way to a 67-63 win over the 2006 Final Four participant. On Jan. 6, W&M once again trailed at the half, 27-26, to Northeastern, before rallying to scored the game's final nine points and record a 60-57 victory.

The last time W&M tallied back-to-back wins when rallying from a halftime deficit was 16 years ago. In November of 1990, the Tribe overcame a pair of halftime deficits to tally victories. On Nov. 27, 1990, W&M trailed Davidson, 28-27, on the road, but notched a one-point, 59-58, victory. Two days later, Army led W&M< 34-33, at the break, but the College picked up a 73-71 win with a second-half surge.

PAYTON MAKING BIG-TIME PLAYS

Senior guard Adam Payton has made is presence felt both on the court and in the locker room during his final season of college basketball. When the Tribe has needed a play over the early part of the season, it has needed to look no further than its 6-3 co-captain. Payton has come through in the clutch on numerous occasions through the early part of the 2006-07 season. Here is a look at what Payton has done with the game on the line:

- In a 13-point come-from-behind win over Cornell at the W&M Tip-Off Classic, Payton scored 10 points in the final five minutes of regulation and overtime. He also made a steal with 15 seconds left that led to the game-tying free throw, which he sank. On three consecutive possessions late in the game, Payton made two steals and pulled down an offensive rebound to spear head the Tribe comeback. For his efforts he won the Tip-Off Classic MVP honor.

- In the Tribe's 67-63 upset win at George Mason, Payton once again shined when it mattered most. In the second half, he scored 10 of his 12 points, including a clutch steal and fast-break lay up to give W&M its largest lead at 51-44. He also calmly stepped to the free throw line and sank the game clinching free throws with 20 seconds remaining.

- With W&M trailing 57-51 with 2:42 remaining in the contest, Payton helped lead the Tribe to a come-from-behind victory. The Tribe scored the game's final nine points with Payton adding the final four on free throws, including the game-winner with 22 seconds remaining.

STREAKING

With its victory over Northeastern, W&M tallied its sixth straight wins, the longest under head coach Tony Shaver. The win streak is also one of the best in school history. Since Tribe basketball began in 1905, W&M has only had 21 winning streaks of six or

TALE OF THE TAPE

SERIES HISTORY.....Tied, 1-1
LAST MEETING W&M won, 90-73 (2/2/06)

OVERALL STATS	W&M	GSU
Points Per Game	64.6	67.2
Opp. Points Per Game	62.1	74.5
Scoring Differential	+2.5	-7.3

Field Goal Percentage	.429	.406
Opp. Field Goal Percentage	.412	.436
3-Point Percentage	.328	.352
Opp. 3-Point Percentage	.270	.283

Free Throw Percentage	.674	.685
Opp. Free Throw Percentage	.673	.687

Rebounds Per Game	33.9	36.2
Off. Rebounds Per Game	10.6	11.1
Def. Rebounds Per Game	23.3	25.1
Opp. Rebounds Per Game	32.9	38.2
Opp. Off. Reb. Per Game	10.9	13.5
Opp. Def. Reb. Per Game	22.0	24.7
Rebound Differential	+1.0	-2.0

Assists Per Game	13.4	10.5
Opp. Assists Per Game	12.4	14.3

Turnovers per game	15.2	17.2
Opp. Turnovers per game	14.3	13.8

Blocks Per Game	2.1	2.9
Opp. Blocks Per Game	2.5	4.7

Steals Per Game	5.9	5.8
Opp. Steals Per Game	7.0	8.6

CONFERENCE STATS	W&M	GSU
Points Per Game	62.3	67.0
Opp. Points Per Game	64.3	68.0
Scoring Differential	-2.0	-1.0

Field Goal Percentage	.390	.409
Opp. Field Goal Percentage	.453	.432
3-Point Percentage	.311	.382
Opp. 3-Point Percentage	.284	.185

Free Throw Percentage	.784	.614
Opp. Free Throw Percentage	.833	.648

Rebounds Per Game	32.3	35.7
Off. Rebounds Per Game	9.0	10.3
Def. Rebounds Per Game	23.3	25.4
Opp. Reb. Per Game	29.7	38.3
Opp. Off. Reb. Per Game	5.3	11.0
Opp. Def. Reb. Per Game	24.4	27.3
Rebound Differential	+2.6	-2.6

Assists Per Game	14.3	11.0
Opp. Assists Per Game	15.3	11.3

Turnovers per game	10.3	14.3
Opp. Turnovers per game	12.0	13.0

Block Shots Per Game	1.0	2.3
Opp. Block Shots Per Game	1.7	6.3

Steals Per Game	5.0	5.0
Opp. Steals Per Game	5.3	6.3

TRIBE TRENDS

By MONTH...	06-07	SHAVER ERA
In November	1-3	9-9
In December	6-1	11-11
In January	2-0	7-25
In February	0-0	5-18
In March	0-0	1-3
RECORD IN...		
Decided by 5 pts or less	5-0	8-13
Decided by 5-10 pts	1-2	13-29
Decided by 11 or more pts	3-2	17-37
At night	7-2	26-44
During the day	2-2	5-19
Decided in OT	1-0	2-4
Televised	1-1	1-9
SCORING...		
Less than 60 points	1-1	2-29
60-69 points	4-3	7-23
70-79 points	4-0	7-11
80-89 points	0-0	11-2
90-99 points	0-0	5-1
100 or more points	0-0	0-0
ALLOWING...		
Less than 60 points	6-0	11-5
60-69 points	3-1	12-14
70-79 points	0-3	8-24
80-89 points	0-0	1-15
90-99 points	0-0	0-6
100 or more points	0-0	0-2
RECORD WHEN...		
Leading at the half	6-0	23-9
Trailing at the half	3-4	7-51
Tied at the half	0-0	1-3
Lead with 5 min. left	7-0	29-7
Trailing with 5 min. left	1-4	2-58
Tied with 5 min. left	1-0	1-1
Three in double digits	3-2	11-23
Four in double digits	2-0	10-6
Five in double digits	0-0	3-0
SHOOTING FROM THE FIELD...		
50 percent or better	3-0	13-0
between 40 and 50%	5-1	16-32
Less than 40%	1-3	3-34
Opp. shooting 50%	0-2	0-30
Opp. shoots 40-50%	5-0	19-27
Opp. shoots less than 40%	4-2	13-9
Better than opponent	7-2	28-8
Worse than opponent	2-2	3-54
Hits 8 or more 3-pt. FGs	3-2	10-10
More 3-pt. FG than opp.	4-2	12-14
Shoots 50% from 3-pt. FGs	0-0	6-4
SHOOTING FROM THE FREE THROW LINE...		
Makes More Than Opp.	7-0	28-25
Makes Less than Opp.	2-4	3-36
Shoots 70% or better	4-2	19-29
Opp. Shoots 70% or better	4-2	9-34
REBOUNDING...		
Outrebounding opp.	7-1	24-25
Outrebounded by opp.	2-3	6-35
Wins Offensive glass	5-1	15-38
Loses Offensive glass	4-3	16-26
Wins Defensive glass	8-0	29-22
Loses Defensive glass	1-3	3-36
TURNOVERS...		
Fewer Turnovers than opp.	4-1	14-16
More Turnovers than opp.	3-3	15-46
10 or fewer turnovers	1-1	2-4
more than 10 turnovers	8-3	30-62

more games. The 2006-07 version of the Tribe tallied the 21st such streak with its 60-57 victory over Northeastern on Jan. 6.

The current six-game winning streak is only the eighth since the 1950-51 season with this year's Tribe becoming the sixth team to accomplish the feat. The 1982-83 W&M team and the 1997-98 team both had a pair of winning streaks of seven or more games.

The Tribe will attempt to win its seventh straight at Georgia State on Jan. 8. Since the 1950-51 season, only two W&M teams have won more than seven games in a row (1982-83 team and the 1977-78 team, both with eight-game winning streaks.)

In W&M school history, there have been 16 streaks of seven or more and seven of eight or more. The school record for consecutive wins in 10, set during the 1929-30 season.

HOT CAA STARTS

With a victory over Georgia State, the Tribe would become only the fourth team in school history to start off CAA play with a 3-1 record or better since the Tribe joined the league prior to the 1985-86 season. The last time W&M started 3-1 or better was during the 1997-98 season when the College was 4-0 to start. The Tribe jumped out to 3-1 starts in conference play in 1994-95 and 1990-91.

KNOCKING FINAL FOUR FOES

The Tribe defeated 2006 NCAA Final Four participant George Mason, 67-63, on Jan. 3, marking the fifth time in school history that the College defeated a Final Four participant from the previous season. The Tribe also accomplished the feat with wins over N.C. State during the 1950-51 season, West Virginia during the 1959-60 season, North Carolina during the 1977-78 season and Virginia during the 1984-85 campaign. In total, W&M has played 17 contests against teams that advanced to the NCAA Final Four the previous season.

The victory for the 2006-07 version of the Tribe was the first to pull the trick on the road. The previous four wins all came in Williamsburg, while W&M downed the Patriots in Fairfax, Va. The win over George Mason was also the first over a Final Four participant since the NCAA Tournament field expanded to 64. The 1984 NCAA Tournament was the final event with a 48-team field.

When George Mason travels to Williamsburg for its second game of 2007 against the Tribe, it will mark the seventh time Final Four participant from the previous season to play W&M in Williamsburg. The College is 4-2 all-time in those meetings.

1950-51

W&M beat N.C. State, 88-78, in Williamsburg on Feb. 3, 1951
N.C. State went to the 1950 Final Four

1959-60

W&M beat West Virginia, 94-86, in Williamsburg on Jan. 30, 1960
West Virginia went to the 1959 Final Four

1977-78

W&M beat North Carolina, 78-75, in Williamsburg on Dec. 7, 1977
North Carolina went to the 1977 Final Four

1984-85

W&M beat Virginia, 54-53, in Williamsburg on Dec. 4, 1984
Virginia went to the 1984 Final Four

2006-07

W&M beat George Mason, 67-63, in Fairfax, Va. on Jan. 3, 2007
George Mason went to the 2006 Final Four

ENDING STREAKS

The Tribe's victory at George Mason on Jan. 3 brought an end to a number of streaks. The win snapped an eight-game winning streak in the series for George Mason, and marked the first Tribe victory in Fairfax, Va., since the 1997-98 season. The Tribe also snapped George Mason's 14-game home conference winning streak that span nearly two years.



TRIBE OFF TO BEST START

The Tribe is off to its best start in nearly a decade at 9-4. The last time the College opened the season with a better record was during the 1997-98 season when it went 11-3 to start. During that campaign, W&M finished 20-7, including a first-place tie in the CAA at 13-3. The 9-4 start to the year also marks the best start to a season in the College's four years under head coach Tony Shaver.

3-POINT DEFENSE

The Tribe has made it tough on opponents from beyond the 3-point arc. W&M has held its opponents to only 27 percent shooting from 3-point range. That number not only tops the CAA, but ranks among the national leaders. According to kenpom.com, the Tribe ranks fifth nationally in 3-point field goal defense.

NATIONAL TOP 10 IN 3-POINT FIELD GOAL PERCENTAGE DEFENSE

1. Mississippi St. (SEC)	24.3
2. Duke (ACC)	24.8
3. Texas A&M (Big 12)	25.9
4. West Virginia (Big East)	26.2
5. WILLIAM & MARY (CAA)	27.0
6. Wichita St. (Missouri Valley)	27.9
7. Alabama (SEC)	28.0
8. Oregon (Pac 10)	28.2
9. Connecticut (Big East)	28.4
10. Georgia St. (CAA)	28.4

SMITH ON A TEAR

Sophomore forward Alex Smith has been on a tear recently for the Tribe. Over W&M's last five games, all victories, Smith is averaging 8.8 points and 3.4 rebounds. He is also shooting 63 percent from the floor and 88.9 percent from the free throw line. The Greenville, S.C., native has been the Tribe's leading scorer off the bench in all four of the five contests.

In the Tribe's 67-63 upset at George Mason, Smith turned in an outstanding 11-point, four-rebound effort in 14 minutes against a Preseason All-CAA player in Will Thomas. Included in that 11-point scoring effort were a trio of 3-point plays in helping the Tribe notch its first conference road win of the season.

On Dec. 31 versus Richmond, Smith came off the pine and tallied his best game in the Green and Gold. He finished with a career-high 12 points, including 10 in the second half. He played 20 minutes, connecting on 4-of-5 from the field and from the free throw line in the process. Smith also finished with four rebounds and a steal.

REBOUNDING WITH AUTHORITY

In each of the Tribe's last three victories, W&M has dominated the glass, outrebounding its opponent by an average of 11.3 per game. This season, the Tribe has outrebounded its opponent on eight different occasions and is 7-1 in those contests.

Against George Mason on Jan. 3, the Tribe held a 36-24 advantage on the glass, including a 13-3 cushion on the offensive end. In fact, two W&M players, junior Laimis Kisielius and senior Adam Payton, single-handedly outrebounded the Patriots on the offensive end with four a piece. Payton finished with a career-high nine rebounds, while Kisielius had eight boards.

On Dec. 31 vs. Richmond, three different Tribe players pulled down eight rebounds as W&M owned a 40-26 advantage on the glass. Junior guard Nathan Mann, sophomore forward Peter Stein and Kisielius each had eight rebounds a piece in the victory.

On the year, W&M holds a positive rebounding advantage over its opponents at 1.0. While the cushion may not seem like much, the number is a bit skewed. In W&M's season-opener, Kansas State outrebounded the Tribe, 59-37. Since that contest, W&M holds nearly a three-rebound advantage over its opponents, while limiting its foes to a measly 30.75 boards per game.

SCORING BREAKDOWN

CLASS	PTS	PCT.
Freshmen	143	17.0
Sophomore	153	18.2
Junior	328	39.0
Senior	216	25.7

SCORING	PTS	PCT.
Starters	520	61.9
Bench	320	38.1

POINTS IN THE PAINT	PTS	APG
W&M	312	24.0
Opponents	320	24.6

POINTS OFF TURNOVERS	PTS	APG
W&M	202	15.5
Opponents	210	16.2

BENCH SCORING	PTS	APG
W&M	320	24.6
Opponents	172	13.2

FT% LAST 5 MINUTES + OT	FTM-A	PCT.
W&M	74-97	.762
Opponents	43-62	.694

FG% LAST 5 MINUTES + OT	FGM-A	PCT.
W&M	42-94	.447
Opponents	51-114	.447

3FG% LAST 5 MINUTES + OT	3FGM-A	PCT.
W&M	7-25	.280
Opponents	13-49	.265

LEADING SCORERS

- 5 - Laimis Kisielius (18 vs. WC, 20 vs. JSU, 21 vs. CU, 19 vs. UMBC, 18 vs. HU)
- 4 - Adam Payton (15 at HC, 12 at Navy, 13 vs. UR, 15 vs. NU)
- 2 - David Schneider (18 at KSU, 18 vs. TU), Nathan Mann (12 vs. UNF, 14 at GMU)
- 1 - Adam Trumbower (12 at Navy)

LEADING REBOUNDERS

- 4 - Nathan Mann (6 at HC, 9 vs. UNF, 3 vs. HU, 8 vs. UR), Peter Stein (6 vs. JSU, 4 vs. TU, 3 vs. HU, 8 vs. UR)
- 3 - Adam Payton (9 vs. WC, 4 vs. TU, 9 at GMU), Laimis Kisielius (6 vs. JSU, 6 vs. CU, 8 vs. UR), David Schneider (9 at KSU, 3 vs. HU, 8 vs. NU)
- 2 - Adam Trumbower (6 at Navy, 4 vs. TU), Alex Smith (5 vs. UMBC, 3 vs. HU)
- 1 - Corey Cofield (6 at HC)

LEADING ASSISTS

- 5 - David Schneider (7 at KSU, 6 vs. WC, 5 vs. UNF, 3 vs. HU, 2 vs. NU)
- 4 - Laimis Kisielius (4 vs. TU, 3 vs. HU, 5 at GMU, 2 vs. NU)
- 2 - Peter Stein (4 vs. JSU, 4 vs. TU), Adam Trumbower (4 at Navy, 5 vs. CU), Nathan Mann (4 at HC, 8 vs. UR), Adam Payton (4 vs. UMBC)
- 1 - Kyle Carrabine (2 vs. NU)



CAREER GAMES PLAYED/STARTED

	Games	Starts
Corey Cofield	94	65
Adam Payton †	93	37
Adam Trumbower	77	5
Nathan Mann	70	37
Laimis Kisielius	69	57
Alex Smith	40	5
Peter Stein	38	13
Kyle Carrabine	36	2
Chris Darnell	34	3
Chris Stratton	25	1
David Schneider	10	9
Steven Hess	9	0
Danny Sumner	8	1
Marcus Barnett	2	0

† includes 52 games and zero starts at Vanderbilt

MISCELLANEOUS STATS

W-L RECORDS OF STARTING LINEUPS

7-1 - Schneider, Mann, Payton, Kisielius, Stein - (W - vs. WC, vs. UNF, vs. UMBC, vs. HU, vs. UR, at GMU, vs. NU - L - at KSU)
 1-0 - Stein, Sumner, Cofield, Trumbower, Payton (W - vs. CU)
 1-0 - Mann, Kisielius, Carrabine, Smith, Darnell - (W - vs. JSU) -
 0-1 - Schnedier, Mann, Payton, Kisielius, Cofield - (L - at HC)
 0-1 - Mann, Payton, Kisielius, Stein, Darnell - (L - at Navy)
 0-1 - Trumbower, Mann, Carrabine, Kisielius, Smith - (L - vs. TU)

TOTAL DUNKS

16 - A. Payton (6), A. Smith (3), S. Hess (2), L. Kisielius (2), C. Darnell (2), D. Sumner (1)

TOTAL 3-POINT PLAYS

14 - A. Smith (6), A. Payton (4), C. Cofield (1), K. Carrabine (1), C. Darnell (1), L. Kisielius (1), A. Trumbower (1)

TOTAL CHARGES TAKEN

14 - D. Schneider (5), A. Smith (4), P. Stein (2), A. Trumbower (1), C. Cofield (1), N. Mann (1)

W&M STARTING LINEUPS

GAME	GUARD	GUARD	GUARD	FORWARD	FORWARD
at KSU (11/11)	Schneider	Mann	Payton	Kisielius	Stein
Wagner (11/20)	Schneider	Mann	Payton	Kisielius	Stein
at HC (11/25)	Schneider	Mann	Payton	Kisielius	Cofield
at Navy (11/28)	Mann	Payton	Kisielius	Darnell	Stein
JSU (12/1)	Mann	Carrabine	Kisielius	Darnell	Smith
Cornell (12/2)	Trumbower	Payton	Sumner	Cofield	Stein
Towson (12/5)	Trumbower	Mann	Carrabine	Kisielius	Smith
NFU (12/8)	Schneider	Mann	Payton	Kisielius	Stein
UMBC (12/22)	Schneider	Mann	Payton	Kisielius	Stein
Hampton (12/28)	Schneider	Mann	Payton	Kisielius	Stein
Richmond (12/31)	Schneider	Mann	Payton	Kisielius	Stein
at GMU (1/3)	Schneider	Mann	Payton	Kisielius	Stein
NU (1/6)	Schneider	Mann	Payton	Kisielius	Stein
at GSU (1/8)					
VCU (1/10)					
at Del. (1/13)					
GMU (1/7)					
at Hofstra (1/20)					
at ODU (1/24)					
GSU (1/27)					
at VCU (1/29)					
JMU (1/31)					
UNCW (2/3)					
at JMU (2/7)					
at UNCW (2/10)					
Drexel (2/14)					
TBA (2/17)					
at Drexel (2/21)					
ODU (2/24)					

GUNNERS

Juniors Laimis Kisielius and Kyle Carrabine are enjoying two of the best seasons in W&M from beyond the 3-point arc. While both have yet to reach the 75-attempt minimum for eligibility into the single-season 3-point percentage rankings, they are both well on way to etching their names into the Tribe record books. Kisielius has connected on 44.7 percent (17-of-38) from 3-point range, while Carrabine has hit on 42.9 percent (15-of-35) from deep. If those numbers hold true throughout the rest of the season, they would rank as two of the top five performances in school history. Kisielius' 3-point field goal percent would also rank as the top percentage in school history bettering the current mark of 44.1 percent from Greg Burzell during the 1988 season. Carrabine's percentage would rank fifth in school history.

W&M SINGLE-SEASON 3-POINT FIELD GOAL PERCENTAGE

(minimum 75 Attempts)

Player	Year	3PM-3PA	Pct.
1. Laimis Kisielius	2007	17-38	.447
2. Greg Burzell	1988	75-170	.441
3. Brendan Connor	1992	34-78	.436
4. Bobby Fitzgibbons	1996	57-131	.435
5. Kyle Carrabine	2007	15-35	.429
6. Jim Moran	1999	44-106	.415
7. Matt Verkey	1993	50-121	.413
8. Nathan Mann	2006	51-124	.411

MANN ON A MISSION

Junior guard Nathan Mann looked determined to break out of a recent slump against George Mason, and he succeeded in that mission. The Overland Park, Kan., native led the Tribe in scoring with 14 points, while connecting on 4-of-9 from 3-point range. Mann took the contest over in the first half, pushing the Tribe out to a five-point advantage. He scored 11 of the Tribe's final 18 points of the half and sparked an 11-2 W&M run. Mann continued his strong play against George Mason over his career. During his three season with the Tribe, Mann is averaging 12.6 points per game against GMU, including a career-high 25 during the 2004-05 season.



TURNING UP THE DEFENSIVE EFFORT

One of the biggest reasons for the Tribe's early season success has been its play on the defensive end. That fact was more evident in W&M's performance against Richmond. The Spider's jumped out to a 12-8 led on the Tribe heading into the first media timeout. UR had connected on 6-of-7 from the field over the stretch. The College came out of the timeout with a renewed vigor and held Richmond without a field goal over the final 15 minutes of the first half. The Spiders could only muster a single free throw during the decisive stretch, while misfiring on all 12 of its attempts from the field and turning the ball over eight times.

W&M held Richmond to only 13 first-half points, in opening up a 14-point advantage. The 13 first-half points were the fewest allowed by the Tribe since Jan. 24, 2001, when James Madison only put up 11 points in the opening stanza.

Against North Florida, the Tribe held the Ospreys to 44 total points in a 17-point victory. The last time the College held an opponent to fewer than 44 points in a game was Jan. 31, 2001 when W&M held American to 42 points in a 51-42 victory.

The Tribe has limited five opponents to less than 60 points in a contest this season. When W&M has given up fewer than 70 points this season, it is 7-1. The College ranks second in the CAA in field goal percentage defense. W&M tops the conference and ranks fifth nationally in 3-point field goal percentage defense.

PAYTON ENJOYING BEST COLLEGIATE SEASON

Fifth-year senior guard Adam Payton is enjoying his best collegiate season in 2006-07. He ranks second on the team in scoring at 11.8 points per game, while leading W&M in rebounds per game (4.2) and steals (19). In 10 of the first 13 games, Payton has tallied double digits. He led W&M in scoring against Holy Cross, Navy, Richmond and Northeastern.

One of the most impressive stats for Payton this season is his free throw percentage. The Burlington, N.J., native ranks third in the CAA at 84 percent from the free throw line.

W&M VS. OPPONENTS

Below is a game-by-game breakdown of how W&M has fared against its opponents in the following categories: Free Throws, Bench Points, Points in the Paint, Second Chance Points and Fast Break Points. W&M stats shown first followed by opponents stats.

GAME	FT	BENCH	PAINT	OFF TO	2ND CHANCE	FB
at KSU (11/11)	10-16	12-13	20-28	9-19	11-28	7-15
Wagner (11/20)	6-11	40-23	40-10	27-10	11-5	9-2
at HC (11/25)	8-17	8-19	30-32	18-15	14-21	2-6
at Navy (11/28)	15-16	36-19	26-30	16-30	14-3	6-16
JSU (12/1)	17-3	27-6	20-36	16-27	12-10	2-8
Cornell (12/2)	16-9	50-9	24-28	17-10	11-4	0-4
Towson (12/5)	14-16	42-18	18-28	19-10	2-8	4-7
NFU (12/8)	16-3	13-6	28-20	14-6	3-4	4-2
UMBC (12/22)	21-13	24-20	20-22	18-8	5-6	6-4
Hampton (12/28)	21-19	17-9	22-18	25-32	10-15	2-2
Richmond (12/31)	14-5	21-13	20-26	7-14	18-16	0-4
at GMU (1/3)	12-13	18-7	30-26	7-17	16-2	4-2
NU (1/6)	14-11	12-10	14-16	9-12	3-6	0-0
at GSU (1/8)						
VCU (1/10)						
at Del. (1/13)						
GMU (1/7)						
at Hofstra (1/20)						
at ODU (1/24)						
GSU (1/27)						
at VCU (1/29)						
JMU (1/31)						
UNCW (2/3)						
at JMU (2/7)						
at UNCW (2/10)						
Drexel (2/14)						
TBA (2/17)						
at Drexel (2/21)						
ODU (2/24)						
Totals	184-152	320-172	302-320	202-210	130-128	46-72

W&M OPPONENT RATINGS

TEAM	COLLEGE RPI.COM	SAGARIN RATINGS
William & Mary	198	184
Kansas State	59	67
Wagner	289	292
Holy Cross	93	123
Navy	173	178
Jacksonville State	325	319
Cornell	207	226
Towson	151	166
North Florida	326	335
UMBC	178	238
Hampton	251	264
Richmond	274	262
George Mason	104	109
Northeastern	242	236
Georgia State	192	241
VCU	99	63
Delaware	297	279
Hofstra	88	114
Old Dominion	76	85
James Madison	313	302
UNC Wilmington	231	217
Drexel	18	33

TEAM	POMERY RATING	REALTIME RPI POWER RATING
William & Mary	167	139
Kansas State	70	75
Wagner	281	285
Holy Cross	149	112
Navy	207	157
Jacksonville State	288	325
Cornell	215	210
Towson	159	150
North Florida	335	331
UMBC	229	206
Hampton	268	260
Richmond	223	250
George Mason	105	136
Northeastern	203	249
Georgia State	228	199
VCU	65	81
Delaware	279	306
Hofstra	123	108
Old Dominion	71	64
James Madison	273	287
UNC Wilmington	193	244
Drexel	63	34

* - as of Jan. 7

MID-MAJOR POLL

CollegeInsider.com Mid-Major Top 25 Jan. 1, 2007

1. Butler (30)	13-1	774	1
2. Southern Illinois (1)	10-2	689	5
3. Winthrop	10-3	689	6
4. Wichita State	9-3	662	2
5. Northern Iowa	11-2	640	8
6. Gonzaga	9-5	626	4
7. Drexel	9-2	608	7
8. Missouri State	10-3	546	3
9. Davidson	12-3	456	9
10. Marist	10-3	424	10
11. Western Kentucky	11-4	407	12
12. Creighton	7-4	379	15
13. Akron	8-3	373	14
14. Old Dominion	8-4	372	11
15. Appalachian State	11-3	333	24
16. Loyola-Chicago	9-5	262	13
17. Hofstra	8-4	246	23
18. VCU	9-3	202	16
19. Santa Clara	10-5	173	17
20. North Texas	11-3	158	21
21. Cal State Fullerton	10-3	143	18
22. San Diego	9-5	126	19
23. Bradley	10-4	124	20
24. Ohio	9-3	94	NR
25. Army	10-4	77	NR

Receiving Votes: UC Santa Barbara 69, Evansville 66, North Dakota State 52, Southeastern Louisiana 51, Indiana State 46, Drake 35, Sam Houston State 21, Long Beach State 19, Robert Morris 13, Liberty 12, Southern Utah 12, Oral Roberts 11, Utah Valley State 11, Belmont 9, Texas A&M Corpus Christi 9, Illinois State 8, Lipscomb 8, Holy Cross 7, Kent State 7, Portland State 6, Princeton 6, George Mason 4, Buffalo 3, UNC Greensboro 3, Albany 2, Bucknell 2.

W&M OPPONENT RECORDS

OPPONENT	06-07 RECORD	05-06 RECORD
Kansas State	10-5	15-13
Wagner	4-10	13-14
Holy Cross	10-6	20-12
Navy	10-6	10-18
Jacksonville State	3-11	16-13
Cornell	5-7	13-15
Towson	6-7	12-16
North Florida	2-12	6-22
UMBC	6-9	10-19
Hampton	4-9	16-16
Richmond	4-10	13-17
George Mason	6-7	28-7
Northeastern	3-11	19-11
Georgia State	5-8	7-22
VCU	11-3	19-10
Delaware	2-12	9-21
Hofstra	10-4	26-7
Old Dominion	10-4	24-10
James Madison	4-9	5-23
UNC Wilmington	3-9	25-8
Drexel	11-2	15-16
Combined	129-160	372-310

* - Through Jan. 6

The percentage is also a significant increase of his career average. Payton entered the season, shooting 58.1 percent (54-of-93) for his career.

BENCH SCORING

W&M head coach Tony Shaver felt that his 2006-07 Tribe team would be the deepest he has had in his four seasons at the helm. The Tribe's play off the bench this season has echoed Shaver's sentiments.

This season, the College has averaged 24.6 points per game from its reserves, outscoring its opponents by an average of 11 points off the bench. The Tribe has outscored its opponents off the bench on 11 occasions and is 9-2 in those contests. Sophomore forward Alex Smith leads the way, topping the Tribe off the bench on five occasions.

On four occasions this season the Tribe bench has outscored the starters. In Tribe contests with Wagner, Cornell and Towson, the W&M bench scored over 40 points. In the 24-point win over the Seahawks, the bench held a 40-37 advantage over the starters, while the reserves scored 50 points, led by the 21 from junior Laimis Kisielius against Cornell. The Tribe held a 42-18 scoring advantage over Towson on Dec. 5.

The 40-plus point efforts off the bench against Wagner, Cornell and Towson marked the third, fourth and fifth times under head coach Tony Shaver that W&M scored 40 or more points off the bench. In each of the last two seasons, the Tribe accomplished the feat. Last season, the College tallied 42 points off the bench in the season-opening victory over Maine. On Dec. 1, 2004, the W&M subs scored 42 points in a victory over Longwood. The 50 points off the bench against Cornell were the most under Shaver.

Leading W&M Bench Scorers

Date	Opponent	Leading Scorer	Total W&M Bench Scoring
11/11	at Kansas State	Cofield (4)	12
11/20	Wagner	Sumner (12)	40
11/25	at Holy Cross	Smith (3)	8
		Stein (3)	
11/28	at Navy	Trumbower (12)	36
12/1	JSU	Payton (18)	27
12/2	Cornell	Kisielius (21)	50

LEAD-DEFICIT COMPARISON

OPPONENT	LARGEST LEAD	LARGEST DEFICIT	RESULT
at Kansas State	11 - (1st - 11:13)	14 - (2nd - 1:41)	L, 60-70
Wagner	27 - (2nd - 3:21)	Never	W, 77-53
at Holy Cross	Never	13 (1st - 10:30)	L, 57-66
at Navy	Never	25 - (2nd - 3:43)	L, 63-79
Jacksonville State	10 - (2nd - 5:02)	3 - (2nd - 11:06)	W, 59-56
Cornell	5 - (OT - 0:01)	13 - (2nd - 5:00)	W, 73-68 (OT)
Towson	2 - (1st - 18:31)	17 - (2nd - 19:20)	L, 60-73
North Florida	20 - (2nd - 0:38)	1 - (2nd - 14:16)	W, 61-44
UMBC	19 - (1st - 1:23)	1 - (1st - 19:27)	W, 70-58
Hampton	15 - (2nd - 3:42)	3 - (1st - 2:15)	W, 72-67
Richmond	17 - (2nd - 6:34)	5 - (1st - 16:54)	W, 61-53
at George Mason	7 (2nd - 9:57)	7 - (1st - 14:06)	W, 67-63
Northeastern	7 (2nd - 18:25)	7 - (1st - 16:10)	W, 60-57
at Georgia State			
VCU			
at Delaware			
George Mason			
at Hofstra			
at Old Dominion			
Georgia State			
at VCU			
James Madison			
UNC Wilmington			
at James Madison			
at UNC Wilmington			
Drexel			
ESPN BracketBusters			
at Drexel			
Old Dominion			



12/5	Towson	Schnedier (18)	42
12/8	North Florida	Carrabine (5)	13
12/22	UMBC	Smith (9)	24
12/28	Hampton	Smith (8)	17
12/31	Richmond	Smith (12)	21
1/3	at George Mason	Smith (11)	18
1/6	Northeastern	Carrabine (6)	12

CARRABINE MAKING HIS MARK

After playing sparingly in his first two seasons with the Tribe, junior guard Kyle Carrabine is making an impact in 2006-07. During his junior campaign, Carrabine has already eclipsed his scoring total from the previous two seasons and proven to be a threat from 3-point range for the Tribe. The Naperville, Ill., native tallied a career-high 10 points in the Tribe's CAA opener against Towson, connecting on 3-of-6 from beyond the arc.

For the season, Carrabine is averaging 4.9 points per contest, while shooting 42.9 percent from 3-point range. He is averaging 12.8 minutes per game off the bench for the Tribe. On four occasions this season, he has connected on two 3-point field goals. Carrabine also earned the first two starts of his Tribe career, garnering the nod against Jacksonville State on Dec. 1 and then again vs. Towson on Dec. 5.

At his current pace, Carrabine's 3-point field goal percent would rank as the fifth best in school history. This season, he is 15-of-35 from beyond the arc. He would need to attempt 75, 3-point field goals during the year to earn a spot in the single-season top 10.

STEPPING UP THE FREE THROW PRODUCTION

The W&M coaching staff has emphasized the importance of getting to the free throw line in recent weeks, and from the looks of things, the Tribe has been listening. After averaging only eight free throws made on 14.7 attempts through the first three games of the season, W&M has nearly doubled those efforts recently. In the Tribe's last 10 contests, the College connected on 160-of-229 from the charity stripe. In those affairs, W&M is averaging 16 free throws made on 22.9 attempts per game.

The Tribe has not only gotten to the charity stripe more often recently, but shot a bet-

STARTERS-BENCH COMPARISON

OPPONENT	TOTAL	POINTS	REBOUNDS
	POINTS-REBOUNDS	STARTERS-BENCH	STARTERS-BENCH
at Kansas State	60-37	48-12	21-10
Wagner	77-42	37-40	15-25
at Holy Cross	57-32	49-8	21-7
at Navy	63-30	27-36	13-14
Jacksonville State	59-47	32-27	21-21
Cornell	73-33	23-50	12-14
Towson	60-26	18-42	8-16
North Florida	61-35	48-13	21-6
UMBC	70-23	46-24	10-9
Hampton	72-25	55-17	12-8
Richmond	61-40	40-21	31-9
at George Mason	67-36	49-18	22-12
Northeastern	60-35	48-12	20-9
at Georgia State			
VCU			
at Delaware			
George Mason			
at Hofstra			
at Old Dominion			
Georgia State			
at VCU			
James Madison			
UNC Wilmington			
at James Madison			
at UNC Wilmington			
Drexel			
ESPN BracketBusters			
at Drexel			
Old Dominion			

TRIBE BY THE NUMBERS

- 4** Number of W&M TV games at home in 2006-07
- 5th** Tribe's rank nationally in 3-point field goal percentage defense according to kenpom.com
- 7** Number of non-conference wins the Tribe has in 2006-07, the most since it had eight in 1992-93
- 13** W&M overcame a 13-point deficit in the final five minutes against Cornell, before winning in overtime
- 38th** Rank of Laimis Kisielius nationally in effective field goal pct. according to kenpom.com as of Jan. 4
- 50** Points the W&M bench scored in an overtime victory over Cornell
- 58.8** Points per game opponents are averaging against the Tribe in Kaplan Arena this season
- 103** Number of career 3-pointers by junior guard Nathan Mann
- .270** 3-point field goal percentage Tribe opponents are shooting in 2006-07, which leads the CAA
- 539** Number of career rebounds for Corey Cofield which ranks 19th in school history
- .537** Laimis Kisielius' field goal percentage
- .840** Free throw percentage of Adam Payton, the third-best mark in the CAA
- 1,041** Number of All-time victories at W&M
- 4,675** Number of miles from Vilnius, Lithuania (home of Laimis Kisielius) to Williamsburg, Va.

CAA

	CAA		Overall	
	W-L	Pct.	W-L	Pct.
Drexel	3-0	1.000	11-2	.846
VCU	3-0	1.000	11-3	.786
Old Dominion	3-0	1.000	10-4	.713
Hofstra	3-0	1.000	10-4	.714
William and Mary	2-1	.667	9-4	.692
Towson	1-2	.333	6-7	.462
Georgia State	1-2	.333	5-8	.385
James Madison	1-2	.333	4-9	.308
Northeastern	1-2	.333	3-11	.214
George Mason	0-3	.000	6-7	.462
UNC Wilmington	0-3	.000	3-9	.250
Delaware	0-3	.000	2-12	.143

CAA SCHEDULE/RESULTS

Dec. 29

Delaware def. La Salle⁹, 58-56
 Towson def. Winston-Salem State, 80-59
 Hofstra def. St. John's¹⁰, 63-51
 Texas-Pan American def. JMU¹¹, 70-57
 Winthrop def. ODU, 71-65

Dec. 30

N.C. State def. UNCW, 72-51
 George Mason def. Mississippi St., 63-59
 Holy Cross def. Delaware⁹, 49-47
 Appalachian State def. VCU, 73-70
 JMU def. NJIT¹¹, 70-66

Dec. 31

Clemson def. Georgia State, 67-57
 W&M def. Richmond, 61-53
 Boston College def. Northeastern, 87-82

Jan. 3

*Drexel def. Georgia State, 61-55
 *JMU def. Delaware, 62-47
 *W&M def. George Mason, 67-63
 *Hofstra def. UNCW, 80-69
 *ODU def. Northeastern, 73-67
 *VCU def. Towson, 84-80

Jan. 6

*Georgia State def. Towson, 87-81 (2OT)
 *W&M def. Northeastern, 60-57
 *Hofstra def. Delaware, 75-50
 *Drexel def. UNCW, 69-55
 *ODU def. George Mason, 65-63
 *VCU def. JMU, 77-61

Jan. 8

*W&M at Georgia State 6:00 pm
 *Towson at Delaware 7:00 pm
 *Drexel at JMU 7:00 pm
 *UNCW at George Mason 7:00 pm
 *ODU at Hofstra 7:00 pm
 *Northeastern at VCU 7:00 pm

Jan. 10

*Delaware at ODU 7:00 pm
 *George Mason at Towson 7:00 pm
 *Georgia State at Northeastern 7:00 pm
 *JMU at UNCW 7:00 pm
 *VCU at W&M 7:00 pm
 *Hofstra at Drexel 7:30 pm

9 - La Salle Classic • 10 - Holiday Classic • 11 - UCF Classic • * - CAA conference game

ter percentage as well. Over the first three games of the season, W&M connected on only 54.5 percent from the free throw line, but the College has improved that percentage to 69.9 percent over the last 10 games.

When the Tribe gets to the free throw line 20 or more times, there is a good chance the contest will end in a victory. This season, W&M has had 20 or more attempts from the charity stripe on seven occasions and is 6-1 in those contests. Over the last three seasons, the College is 22-14 (.611) when attempting 20 or more from the free throw line.

DIFFERENCE AT THE CHARITY STRIPE

W&M has been productive from the free throw line in late game situations. While the Tribe is shooting 67.4 percent from the charity stripe on the year, the number jumps significantly late in the game. With five minutes or less remaining in a contest, the College has shot 76.3 percent from the line. Below is a player-by-player breakdown of how W&M has fared at the foul line with five minutes or less remaining in the game and in overtime:

Player	FT	FT%
Adam Trumbower	9-of-10	.900
Nathan Mann	6-of-7	.857
Adam Payton	22-of-26	.846
Laimis Kisielius	20-of-25	.800
Alex Smith	3-of-4	.750
David Schneider	10-of-15	.667
Kyle Carrabine	1-of-2	.500
Steven Hess	1-of-2	.500
Peter Stein	1-of-4	.250
Marcus Barnett	0-of-1	.000
Danny Sumner	0-of-1	.000
Total	74-of-97	.763

50 PERCENT EQUALS VICTORIES

The Tribe has been flawless under head coach Tony Shaver when it hits on 50 percent or better from the floor. W&M has notched a pair of victories this season when shooting over 50 percent from the floor. Against Wagner (32-of-64) and UMBC (21-of-42), the Tribe shot 50 percent from the field on its way to a pair of wins. It marked the 11th and 12th times in Shaver's four years at the helm that W&M shot 50 percent or better from the field. In all 12 of those contests, W&M has walked away with a victory. Here is a look at the Tribe's 50 percent or better shooting from the field under Shaver:

Date	Team	Result	Percentage (FGM-FGA)
12/28/06	Hampton	W, 72-67	.512 (21-41)
12/22/06	UMBC	W, 70-58	.500 (21-42)
11/20/06	Wagner	W, 77-53	.500 (32-64)
2/4/06	Georgia State	W, 90-73	.633 (31-49)
1/28/06	James Madison	W, 86-68	.518 (29-56)
12/21/05	UNC Greensboro	W, 83-73	.536 (30-56)
11/26/05	Campbell	W, 93-79	.589 (33-56)
1/26/05	Towson	W, 83-65	.521 (25-48)
12/1/04	Longwood	W, 90-60	.500 (30-60)
1/28/04	at James Madison	W, 99-86	.600 (33-55)
1/26/04	Old Dominion	W, 86-77	.545 (30-55)
12/30/03	Campbell	W, 82-67	.500 (29-58)
11/23/03	Liberty	W, 91-64	.540 (34-63)

BACK-TO-BACK 50 PERCENT SHOOTING EFFORTS

The Tribe connected on 51.2 percent (21-of-41) from the field in its victory over Hampton, including a sizzling 60 percent (12-of-20) in the second half. It marked the second-straight contest that W&M shot 50 percent or better from the floor. The College connected on 50 percent (21-of-42) from the floor in a victory over UMBC on Dec. 22.

The last time the Tribe had back-to-back games of 50 percent or better from the field was during Shaver's first season at the helm in 2003-04. The College connected on



54.5 percent from the field against Old Dominion on Jan. 26, 2004, before hitting on 60 percent of its attempts two days later versus James Madison.

The College narrowly missed making it three straight contests shooting 50 percent or better. W&M connected on 47.6 percent (20-of-42) in its New Years Eve victory over Richmond.

HOME SWEET HOME

Three of the Tribe's first four games during the 2006-07 season were on the road, but W&M made a triumphant return home. The College won six games during a seven-game December home stand, while also claiming the W&M Tip-Off Classic in the process. The seven-game home stand was the longest for the College since a similar seven-game stretch to end the 1980-81 regular season.

The Tribe is 8-1 at Kaplan Arena this season. During head coach Tony Shaver's four seasons at the helm, the Tribe is 16-3 against non-conference foes at Kaplan Arena. The College has a 24-24 overall record in Williamsburg during Shaver's tenure.

STIFLING DEFENSE

The Tribe held each of its first three opponents below 37 percent shooting from the floor. The College held Kansas State to 30 percent (24-of-80) shooting. W&M followed that performance by holding Wagner to 32.7 percent (17-of-52) and Holy Cross to 36.7 percent (22-of-60). It marks the best defensive three-game stretch for the Tribe since the 1999-2000 season. The Tribe held The Citadel (32 percent (16-of-50) on Dec. 2), UNC Wilmington (35.5 percent (18-of-53) on Dec. 6) and American (31.8 percent (14-of-44) on Dec. 9) below the mark during the campaign.

W&M has also kept its opponents at bay from beyond the 3-point arc. Kansas State shot only 20.7 percent (6-of-29) from 3-point range, while Wagner was 8-of-31 from downtown for a 25.8 percent shooting clip. Holy Cross hit on only 5-of-25 attempts from 3-point range for a 20 percent average. It marked the first time W&M held three straight opponents to less than 26 percent shooting from 3-point range since the 2001-02 season. During that stretch, W&M held Towson (7.7 percent (1-of-13) on Feb. 2), James Madison (13.3 percent (2-of-15) on Feb. 4) and Hampton (18.8 percent (3-of-16) on Feb. 6) below 20 percent from 3-point range.

TONY SHAVER - A HALL OF FAMER

In each of his previous two stops before taking over the Tribe program, head coach Tony Shaver has enjoyed great success and been inducted into the Hall of Fame at each school. In 2004, Shaver was inducted into the Hampden-Sydney College Hall of Fame after coaching the Tiger program to eight ODAC Championships, 11 NCAA Tournament appearances and two Final Fours. He had 358 career victories and a .747 winning percentage at Hampden-Sydney. On Nov. 11, 2005, Shaver was inducted into the Episcopal High School (Alexandria, Va.) Hall of Fame. He coached at the school for 10 seasons (1977-86), winning 73 percent of his games and two IAC championships. After the 1986 season, he was named the Virginia State Private School Coach of the Year and his team was ranked first in Northern Virginia by the *Alexandria Gazette*.

SCHNEIDER NAMED CAA ROOKIE OF THE WEEK

Freshman guard David Schneider garnered the Colonial Athletic Association Rookie of the Week award, the conference office announced on Nov. 13. Schneider turned an impressive performance in his first game with the Tribe, topping the team in points, assists, rebounds, steals and minutes played in a 70-60 loss at Kansas State on Nov. 11.

In a game-high 38 minutes of action, Schneider scored 18 points, pulled down nine rebounds and dished out seven assists. He connected on a trio of 3-point field goals and had four steals in his collegiate debut against the Wildcats.

Schneider sparked an 18-3 run to give W&M an 11-point cushion with 11:13 remaining in the first half. The Phoenix, Ariz., native connected a 3-pointer to get the run started. He also had a steal and fast-break lay-up during the spurt, before finding juniors Nathan Mann and Laimis Kisielius for back-to-back treys to cap the run.

SIZZLING FROM THE CHARITY STRIPE

The Tribe took advantage of its opportunities at the free throw line against UMBC, shooting a sizzling 95.5 percent. W&M connected on 21-of-22 from the charity stripe,

TRIBE IN THE CAA RANKINGS

as of Jan. 7

TEAM (W&M TOP 6 ONLY)

Scoring Defense	
5. W&M.....	62.1
Scoring Margin	
5. W&M.....	+2.5
Field Goal Pct.	
6. W&M.....	.429
Field Goal Pct. Defense	
2. W&M.....	.412
3-Point Field Goal Pct. Defense	
1. W&M.....	.270
Rebounding Defense	
3. W&M.....	32.9
Rebounding Margin	
4. W&M.....	+1.0
Assists	
5. W&M.....	13.38
Defensive Rebounds	
6. W&M.....	23.31
3-Point Field Goals Made	
T5. W&M.....	6.62

INDIVIDUAL

Points	
17. Laimis Kisielius.....	12.6
Assists	
10. David Schneider.....	3.20
Free Throw Pct.	
3. Adam Payton.....	.840
11. Laimis Kisielius.....	.726
Steals	
T8. David Schneider.....	1.50
10. Adam Payton.....	1.46
3-Point Field Goal Pct.	
10. David Schneider.....	.390
3-Point Field Goals Made	
8. David Schneider.....	2.30
Assist/Turnover Ratio	
7. David Schneider.....	1.52



W&M INDIVIDUAL SUPERLATIVES

	06-07	CAREER
DOUBLE-DIGIT SCORING GAMES		
Corey Cofield	0	53
Laimis Kisielius	8	29
Nathan Mann	5	24
Adam Payton	10	15
David Schneider	6	6
Peter Stein	1	4
Alex Smith	2	3
Kyle Carrabine	1	1
Danny Sumner	1	1
Adam Trumbower	1	1
Marcus Barnett	0	0
Chris Darnell	0	0
Steven Hess	0	0
Chris Stratton	0	0
20-POINT GAMES		
Corey Cofield	0	12
Laimis Kisielius	2	3
Nathan Mann	0	2
Adam Payton	0	1
10-REBOUND GAMES		
Corey Cofield	0	13
5-ASSIST GAMES		
Nathan Mann	0	5
David Schneider	3	3
Laimis Kisielius	1	3
Adam Trumbower	1	2
Adam Payton	0	1
DOUBLE-DOUBLES		
Corey Cofield	0	12

CAREER DOUBLE-DOUBLES

COREY COFIELD (12)

21 pts, 11 reb. at Delaware (1/21/04)
 15 pts, 10 reb. vs. Old Dominion (1/26/04)
 25 pts, 10 reb. vs. JMU (2/4/04)
 18 pts, 13 reb. at Drexel (2/7/04)
 13 pts, 13 reb. vs. Hofstra (2/14/04)
 18 pts, 11 reb. vs. Towson (2/18/04)
 24 pts, 10 reb. vs. Radford (11/20/04)
 22 pts, 12 reb. vs. VCU (1/22/05)
 21 pts, 11 reb. at UNC Wilmington (2/9/05)
 11 pts, 13 reb. at Towson (2/26/05)
 15 pts, 11 reb. vs. JMU (CAA) (3/4/05)
 19 pts, 11 reb. at Northeastern (2/2/06)

including 14-of-15 in the second half and 9-of-10 in the final five minutes of play.

The 95.5 percent was nearly 20 percentage points better than W&M's season high from the line, which came against Towson (77.8 percent). The 21 free throws made also marked a season-best. The 95.5 percent was the best free throw percent for the College since going a perfect 13-of-13 against Drexel on Feb. 7, 2004.

TIP-OFF COMEBACK

The Tribe overcame a 13-point deficit with five minutes remaining to defeat Cornell in the championship game of the W&M Tip-Off Classic. It marked the first time the Tribe overcame a deficit when trailing at the five-minute mark of the second half since Feb. 11, 2006. In that contest, W&M trailed James Madison 66-58 before scoring 13 of the final 17 points of the game to tally the victory.

The contest against James Madison was also the last time W&M overcame a double-digit deficit to claim a victory. The Tribe trailed the Dukes, 61-50, with 9:07 left in the second half. In the final five minutes against Cornell, the Tribe outscored the Big Red, 16-3. W&M held its opponent to 0-of-2 from the floor and forced six turnovers.

W&M overcame its fourth double-digit deficit under head coach Tony Shaver. The Tribe also trailed Radford by 11, 25-14, in the first half of the 2004 W&M Tip-Off Classic, before storming back for an 81-76 win. In Shaver's first season, the College trailed UNC Wilmington by 13, 24-11, in the first half, before rallying for a 67-66 overtime victory.

COFIELD SELECTED TO FANS' CHOICE PRESEASON ALL-CAA TEAM

Senior forward Corey Cofield was voted to the inaugural fan-selected preseason All-CAA men's basketball team on Nov. 9. Cofield was one of five men's players selected by the fans with nearly 3,000 ballots cast at CAASports.com. VCU senior guard B.A. Walker, Hofstra senior guard Loren Stokes, Georgia State sophomore forward Rashad Chase and VCU senior guard Jesse Pellet-Rosa joined Cofield on the fans selected team, released by the conference office. Cofield, a two-time Third-Team All-CAA selection, is one of 14 W&M players with over 1,000 points and 500 rebounds during his Tribe career.

TRIBE IN 2007 ESPN BRACKETBUSTERS

All 12 CAA teams, including the Tribe, will take part in the 2007 ESPN BracketBusters, Feb. 16-17. A total of 102 teams from 16 conferences will take part in the fifth-year event. The two-day, 51-game event will have five games televised on the ESPN networks.

The Tribe will be on the road for the event, having already been designated as an away squad. The actual pairings will not take place until three weeks prior to the event (Monday, Jan. 29) and are based on regular-season performance. As part of the agreement, all home squads will play a "return" game at their opponent's facility next season.

Eight CAA teams participated in BracketBusters last year and the league posted a sparkling 6-2 record. The conference gained national attention by winning all three of its nationally-televised contests as VCU edged Albany, 70-67, Old Dominion rolled past Marist, 84-71 and George Mason shocked Wichita State, 70-67, in one of the premier match-ups in the event. The CAA is a perfect 4-0 in televised BracketBusters games with Drexel having posted a 74-70 win at Ball State in 2005.

FORMER TRIBE STANDOUT NAMED TO START BUDESLEGA ALL-STAR GAME

Former William and Mary men's basketball standout Adam Hess was voted a starter for the North squad at the Budesliga All-Star game in Germany. Playing for the Artland Dragons of Quackenbrueck in Germany's top professional basketball league, Hess received the second most votes overall and the most on the North side. He received 29 percent of more than 40,000 votes cast. Robert Garrett of Brose Baskets Bamberg was the only player to receive a higher percentage at 37 percent as a shooting guard for the South squad. The Budesliga All-Star game is slated for Jan. 29 and will be broadcast live to a national television audience in Germany.

Hess is enjoying an impressive season for Artland, which sits in fourth place in the 18-team Budesliga at 10-5. The Gross Pointe, Mich., native leads the Budesliga in scoring at 20.7 points per game, while ranking fifth in efficiency rating (249) and sixth in efficiency rating per game (16.6). Hess has scored in double figures in 13 of 15 games for Artland, including 10 games of 20 or more points. He scored a season-high 33 on 11-of-18 from the floor, including five 3-point field goals against BG Karlsruhe on Nov. 4.

W&M PLAYERS IN THE PROS

Five former W&M players are currently playing professionally overseas, including three who graduated within the last three years. All five are playing in their country's top division of professional basketball.

TODD CAUTHORN

Sheffield Sharks (England - BBL)

Scored eight points and pulled down two rebounds in an 84-83 loss on Jan. 1 to the Guildford Heat ... Ranks among the league leaders in blocked shots (seventh at 0.77 per game), free throw shooting (seventh at 83.3 percent), 3-point field goal percentage (ninth at 40 percent) and field goal percentage (14th at 51.1 percent) ... Averaging 10.3 points and 4.2 rebounds per game for the Sheffield Sharks as of Dec. 19 ... In total, has played 11 years in Europe.

ZEB COPE

Entente Orleans 45 (France - LNB)

Scored 10 points on 3-of-5 shooting to go along with five rebounds in a 67-61 win over Clermont on Dec. 16 ... Tallied a team and season-high 18 points in a 89-79 loss to Le Havre on Dec. 9 ... Orleans has won seven of its last eight games and is tied for fourth in the LNA with 24 points and a 9-6 record ... Averaging 9.3 points and 5.3 rebounds per game ... Helped Boncourt from the top division in Switzerland advance to the finals of the LNA Championship in 2005-06, after the team claimed the Swiss regular season crown with an 18-4 record ... Ranked fifth in the LNA with 9.8 rebounds per game last season.

ADAM HESS

Artland Dragons of Quackenbrueck (Germany - BBL)

Voted the starter at forward for the North squad in the Bundesliga All-Star Game ... Leads the German Bundesliga in scoring as the only player averaging over 20 points per game at 20.7 ... Ranks fifth in league in overall efficiency at 249 and sixth in efficiency per game at 16.6 ... Averaging 5.3 rebounds per game, which ranks third on the team ... Artland is fourth in the 18-team Bundesliga at 10-5 ... Scored 20 points and pulled down six rebounds in a 76-70 victory over RheinEnergie Koln on Dec. 29 ... Played for the Phoenix Suns during the Toshiba Las Vegas Summer League, and averaged 18.2 minutes, 8.8 points, 2.6 rebounds and one assist, while shooting 64 percent from the field ... Played two seasons with BK Nymburk in the NBL, the top division in the Czech Republic, helping the team to back-to-back league titles ... Named to the Czech league's All-Imports list and second-team all-league after ranking fourth in the NBL in the value index ratings in 2005-06.

JIM MORAN

Gran Canaria (Spain - ACB)

Averaging 8.9 points and 3.0 rebounds per game, while shooting 40 percent from 3-point range and 75 percent from the free throw line for Gran Canaria ... Gran Canaria is 8-7 in the ACB following a two-game winning streak ... Tallied eight points, including a pair of 3-pointers, to go along with three assists and two rebounds in an 86-73 victory over Bruesa GBC on Dec. 30 ... Scored nine points on 4-of-7 shooting in an 89-87 win over MMT Estudiantes on Dec. 22 ... Helped Gran Canaria reach the ACB (top division) playoffs and finish the year fifth in the regular season with a 20-14 record in 2005-06 ... In his seventh season with the team, after starting 29 of the team's 34 regular season games in 2005-06, averaging 7.2 points and shooting 47 percent from 3-point range ... Has played six years in Spain.

SHERMAN RIVERS

BK Sadska (Czech Republic - NBL)

Averaging 12.6 points, 3.9 rebounds and 1.8 assists, all of which rank second on the team ... Finished with 13 points in a 110-92 loss to BK Synthesia Pardubice on Jan. 2 ... BK Sadska as it improved to 4-13 in the NBL ... Has a value index per game of 12.8 ... Averaged 13.8 points and 2.8 rebounds per game in his first season (2005-06) with BK Sadska.

Updated as of Jan. 5

GENERAL INFORMATION

NAME	The College of William & Mary
LOCATION	Williamsburg, Va.
FOUNDED	1693 (2nd oldest college in U.S.)
UNDERGRADUATE ENROLLMENT	5,700
NICKNAME	Tribe
COLORS	Green, Gold and Silver
ARENA (CAPACITY)	Kaplan Arena at William and Mary Hall (8,600)
AFFILIATION	NCAA Division I
CONFERENCE	Colonial Athletic Association
PRESIDENT	Gene R. Nichol
ALMA MATER	Oklahoma State, 1973
CHANCELLOR	Sandra Day O'Connor
ALMA MATER	Stanford, 1950
DIRECTOR OF ATHLETICS	Terry Driscoll
ALMA MATER	Boston College, 1969
SR. ASSOC. AD/SWA	Barbara Blosser
ALMA MATER	Ohio State, 1975
ATHLETICS DEPT. PHONE	(757) 221-3400
TICKET OFFICE PHONE	(757) 221-3340

MEN'S BASKETBALL INFORMATION

HEAD COACH	Tony Shaver
ALMA MATER	North Carolina, 1976
RECORD AT W&M	32-66 (Fourth Season)
CAREER RECORD	390-188 (21st Season)
ASSISTANT COACHES	Dee Vick (Hampden-Sydney, 1994) Antwon Jackson (Pikeville College, 1993) Ben Wilkins (North Carolina State, 2001)
2005-06 RECORD	8-20
CONFERENCE RECORD/FINISH	3-15/T10th
CAA TOURNAMENT RECORD	0-1 (.000)
STARTERS RETURNING/LOST	3/2
LETTERWINNERS RETURNING/LOST	10/5
FIRST YEAR OF BASKETBALL	1905-06
ALL-TIME RECORD	1041-1194 (.466)
NCAA TOURNAMENT APPEARANCES	None
NIT APPEARANCES	1 (1983)
LAST POSTSEASON OPPONENT	Virginia Tech (3/17/83), L 79-85

TEAM BIRTHDAYS

Laimis Kisielius	1/24/85
Head Coach Tony Shaver	1/28/54
Adam Payton	2/10/84
Steven Hess	3/3/87
Assistant Coach Dee Vick	5/10/71
Assistant Coach Antwon Jackson	5/14/68
David Schneider	5/18/87
Marcus Barnett	5/21/86
Nathan Mann	7/17/85
Assistant Coach Ben Wilkens	9/26/78
Chris Stratton	9/29/85
Kyle Carrabine	10/10/85
Corey Cofield	10/17/84
Peter Stein	10/20/86
Alex Smith	11/24/86
Chris Darnell	12/3/86
Danny Sumner	12/6/87
Adam Trumbower	12/10/84

NATIONAL POLLS

ESPN/USA TODAY COACHES POLL (JAN. 1)

1. UCLA (31)	13-0	775	1
2. North Carolina	12-1	742	2
3. Florida	12-2	697	3
4. Wisconsin	14-1	650	4
5. Duke	12-1	627	5
6. Ohio State	11-2	599	6
7. Arizona	11-1	597	7
8. Alabama	12-1	553	8
9. Kansas	12-2	516	10
10. Pittsburgh	12-2	475	11
11. Texas A&M	11-2	436	12
12. Oklahoma State	13-1	394	14
13. Butler	13-1	378	15
14. Connecticut	11-1	308	9
15. Nevada	12-1	290	18
16. Air Force	13-1	289	17
17. Oregon	13-0	266	20
18. Clemson	14-0	205	20
19. LSU	10-3	203	19
20. Washington	10-3	176	13
21. Marquette	13-2	172	22
22. Notre Dame	12-1	148	24
23. Memphis	10-3	116	23
24. Michigan State	13-2	107	25
25. Tennessee	12-2	66	NR

RECEIVING VOTES: West Virginia 40, Maryland 39, Wichita State 31, UNLV 26, Texas 22, Washington State 16, Southern Illinois 16, Syracuse 14, Florida State 10, Drexel 7, Northern Iowa 7, Missouri State 6, Creighton 3, Georgetown 3, Illinois 1, Winthrop 1.

ASSOCIATED PRESS POLL (JAN. 1)

1. UCLA (71)	13-0	1,799	1
2. North Carolina (1)	12-1	1,721	2
3. Florida	12-2	1,623	3
4. Wisconsin	14-1	1,576	4
5. Duke	12-1	1,446	5
6. Ohio State	11-2	1,387	6
7. Arizona	11-1	1,371	7
8. Alabama	12-1	1,303	8
9. Kansas	12-2	1,275	9
10. Pittsburgh	12-2	1,101	10
11. Texas A&M	11-2	1,069	11
12. Oklahoma State	13-1	988	13
13. Butler	13-1	833	15
14. LSU	10-3	695	17
15. Marquette	13-2	669	18
16. Oregon	13-0	657	20
17. Notre Dame	12-1	614	19
18. Connecticut	11-1	499	12
19. Tennessee	12-2	479	21
20. Air Force	13-1	385	23
21. Nevada	12-1	350	24
22. Memphis	10-3	317	22
23. Clemson	14-0	316	25
24. Washington	10-3	308	14
25. West Virginia	11-1	118	NR

RECEIVING VOTES: Wichita State 116, Michigan State 73, Florida State 58, Texas 53, Maryland 48, Washington State 38, Georgetown 25, Northern Iowa 22, Kentucky 21, Drexel 8, Syracuse 7, UNLV 7, Southern Illinois 6, Missouri State 5, Purdue 5, Gonzaga 4, Georgia Tech 3, Missouri 1, Xavier 1.

TRIBE ADDS PAIR OF SIGNEES FOR 2007-08

The William and Mary men's basketball program and head coach Tony Shaver announced the signing of two players, 6-9, 240-pound power forward Marcus Kitts (Holly Springs, N.C.) and 6-4, 190-pound guard Valeriu 'Vali' Lazarescu (Brossard, Quebec, Canada), to National Letters of Intent on Nov. 9. The duo will begin competition for the Tribe during the 2007-08 season.

"It is a great day for the College of William and Mary basketball program," Shaver said. "We are adding two quality young men in Marcus Kitts and Valeriu Lazarescu to our basketball family. Our main objective with our fourth recruiting class was to be highly selective and sign difference makers. We are confident we accomplished both those goals by signing Marcus and Vali. Both players are home runs for our program. They come from great family backgrounds and have what it takes to be impact players for our ball club."

MARCUS KITTS - F - 6-9 - 240 - HOLLY SPRINGS, N.C. (MIDDLE CREEK)

Kitts averaged 19 points and 12 rebounds as a junior. He scored 419 points in 2005-06, including a season-high 36 against Lee County on Jan. 3. Each of the last two seasons, Kitts earned All-Tri-Seven Conference honors. As a sophomore in 2004-05, he averaged 13.5 points, 7.0 rebounds and 2.2 blocks per game.

"Marcus was the easiest evaluation I have made in my 30 years of coaching," Shaver said. "The first time I saw Marcus, he scored more than 30 points and grabbed over 20 rebounds in a 4A basketball game in the Raleigh, N.C., area. I knew he was our guy, and we just had to find a way to sign him. Marcus is a very talented athlete who has yet to realize his potential. He has exceptional hands and a rare knack for rebounding the ball above the rim. The bigger the game and the better the competition, the better Marcus plays. He is fearless, and he welcomes challenges from opposing teams and players."

The power forward was a 2006 McDonald's All-American Nominee. He earned MVP honors at the 2006 North Carolina State Games Tournament. After receiving interest from UNC Wilmington, Iowa, West Virginia, Davidson and Tennessee, Kitts chose to play collegiate basketball for the Tribe. He spent the summer of 2006 adding muscle to his game, bulking up nearly 20 pounds. Kitts is known as an all-out player who will bang in the paint. He gets off the floor quickly and rebounds on the interior with a purpose.

VALERIU LAZARESCU - G - 6-4 - 190 - BROSSARD, QUEBEC (CHAMPLAIN ST. LAMBERT)

Lazarescu is an athletic player and a flat-out scorer. He plays for head coach John Dangelas, regarded as one of the top coaches in Canada, at the College of Champlain St. Lambert in Montreal, Quebec, which is known for producing Division I talent. Lazarescu chose the Tribe over American, Princeton, Evansville, Toledo and Boston University.

"I am so thankful Coach John Dangelas allowed us to get involved with Vali at such a late date in the recruiting process," Shaver said. "Vali is a big guard with tremendous athleticism. He is the winner of multiple Canadian dunk contests. He can finish in transition above the rim, shoot from the perimeter and rebound from the guard position."

This season, Lazarescu led Champlain to the Hagen title with a perfect 5-0 mark. He earned tournament MVP honors and led Cavaliers to a 97-39 win over Algonquin in the title game with a team-high 22 points. He has enjoyed an exceptional final season at Champlain, also averaging 20 points per game at the Prep Canada Challenge against top teams from Toronto and Ottawa. At the 2005-06 Canadian Colleges Athletic Association (CCAA) Nationals, Lazarescu helped his Champlain team to a bronze medal.



NUMERICAL ROSTER

No.	Name	Pos.	El./Cl.	Ht.	Wt.	Hometown/High School
00	Steven Hess	F/C	Fr./Fr.	6-10	225	Charlotte, N.C./Gaston Day School
2	David Schneider	G	Fr./Fr.	6-3	175	Phoenix, Ariz./Brophy Prep
3	Adam Trumbower	G	Sr./Sr.	6-3	190	Roanoke, Va./Cave Spring
4	Alex Smith	F	So./So.	6-5	250	Greenville, S.C./Oak Hill Academy (Va.)
11	Nathan Mann	G	Jr./Jr.	6-2	190	Overland Park, Kan./St. Thomas Aquinas
12	Marcus Barnett	G	Jr./Jr.	6-2	195	Hampton, Va./Phoebus
13	Laimis Kisielius	F	Jr./Jr.	6-8	210	Vilnius, Lithuania/Miller School (Va.)
15	Peter Stein	F	So./So.	6-9	225	Houston, Texas/Westbury Christian
20	Kyle Carrabine	G	Jr./Jr.	6-7	205	Naperville, Ill./Neuqua Valley
22	Danny Sumner	F	Fr./Fr.	6-7	190	Fairfax, Va./Paul VI
23	Chris Darnell	F	So./So.	6-8	210	Fredericksburg, Va./North Stafford
24	Adam Payton	G	5th/Sr.	6-3	195	Burlington, N.J./The Lawrenceville School
25	Chris Stratton	F	Jr./Jr.	6-6	205	Burke, Va./Lake Braddock
45	Corey Cofield	F	Sr./Sr.	6-5	245	Newton, Mass./Roxbury Latin

ALPHABETICAL ROSTER

No.	Name	Pos.	El./Cl.	Ht.	Wt.	Hometown/High School
12	Marcus Barnett	G	Jr./Jr.	6-2	195	Hampton, Va./Phoebus
20	Kyle Carrabine	G	Jr./Jr.	6-7	205	Naperville, Ill./Neuqua Valley
45	Corey Cofield	F	Sr./Sr.	6-5	245	Newton, Mass./Roxbury Latin
23	Chris Darnell	F	So./So.	6-8	210	Fredericksburg, Va./North Stafford
00	Steven Hess	F/C	Fr./Fr.	6-10	225	Charlotte, N.C./Gaston Day School
13	Laimis Kisielius	F	Jr./Jr.	6-8	210	Vilnius, Lithuania/Miller School (Va.)
11	Nathan Mann	G	Jr./Jr.	6-2	190	Overland Park, Kan./St. Thomas Aquinas
24	Adam Payton	G	5th/Sr.	6-3	195	Burlington, N.J./The Lawrenceville School
2	David Schneider	G	Fr./Fr.	6-3	175	Phoenix, Ariz./Brophy Prep
4	Alex Smith	F	So./So.	6-5	250	Greenville, S.C./Oak Hill Academy (Va.)
15	Peter Stein	F	So./So.	6-9	225	Houston, Texas/Westbury Christian
25	Chris Stratton	F	Jr./Jr.	6-6	205	Burke, Va./Lake Braddock
22	Danny Sumner	F	Fr./Fr.	6-7	190	Fairfax, Va./Paul VI
3	Adam Trumbower	G	Sr./Sr.	6-3	190	Roanoke, Va./Cave Spring

Head Coach

Tony Shaver (North Carolina, 1976), Fourth season

Assistant Coaches

Dee Vick (Hampden-Sydney, 1994), Fourth season

Antwon Jackson (Pikeville College, 1993), Second season

Ben Wilkins (N.C. State, 2001) First season

PRONUNCIATION GUIDE

Kyle CarrabineCARE - uh - byne

Corey CofieldCO - field

Laimis KisieliusLIE-muss kiss-ILL-ee-us

Peter SteinSTYNE

Adam TrumbowerTRUM - bow - er

ROSTER BREAKDOWN

BY POSITION

Guard: Adam Payton, Kyle Carrabine, Nathan Mann, Adam Trumbower, Marcus Barnett, David Schneider

Forward: Corey Cofield, Laimis Kisielius, Chris Darnell, Alex Smith, Peter Stein, Christ Startton, Steven Hess, Danny Sumner

Center: Steven Hess

BY HEIGHT

6-10: Steven Hess

6-9: Peter Stein

6-8: Chris Darnell, Laimis Kisielius

6-7: Kyle Carrabine, Danny Sumner

6-6: Chris Stratton

6-5: Corey Cofield, Alex Smith

6-3: Adam Payton, Adam Trumbower, David Schneider

6-2: Nathan Mann, Marcus Barnett

BY CLASS

Seniors (3): Corey Cofield, Adam Payton, Adam Trumbower

Juniors (5): Marcus Barnett, Kyle Carrabine, Laimis Kisielius, Nathan Mann, Chris Stratton

Sophomores (3): Chris Darnell, Alex Smith, Peter Stein

Freshmen (4): Steven Hess, David Schneider, Danny Sumner

BY STATE

Arizona (1): David Schneider

Illinois (1): Kyle Carrabine

Kansas (1): Nathan Mann

Massachusetts (1): Corey Cofield

New Jersey (1): Adam Payton

North Carolina (1): Steven Hess


South Carolina (1): Alex Smith

Texas (1): Peter Stein

Virginia (5): Marcus Barnett, Chris Darnell, Chris Statton, Danny Sumner, Adam Trumbower


BY COUNTRY

Lithuania (1): Laimis Kisielius



TELEVISION/RADIO SPOT CHART


CENTER



00

STEVEN HESS
FR. • 6-10 • 230
CHARLOTTE, N.C.

GUARD



2

DAVID SCHNEIDER
FR. • 6-3 • 175
PHOENIX, ARIZ.


GUARD



3

ADAM TRUMBOWER
SR. • 6-3 • 190
ROANOKE, VA.


FORWARD



4

ALEX SMITH
SO. • 6-5 • 250
GREENVILLE, S.C.


GUARD



11

NATHAN MANN
JR. • 6-2 • 190
OVERLAND PARK, KAN.


GUARD



12

MARCUS BARNETT
JR. • 6-2 • 195
HAMPTON, VA.


FORWARD



13

LAIMISKISIELIUS
JR. • 6-8 • 210
VILNIUS, LITHUANIA


FORWARD



15

PETER STEIN
SO. • 6-9 • 220
BELLAIRE, TEXAS


GUARD



20

KYLE CARRABINE
JR. • 6-7 • 205
NAPERVILLE, ILL.


FORWARD



22

DANNY SUMNER
FR. • 6-7 • 190
FAIRFAX, VA.


FORWARD



23

CHRIS DARNELL
SO. • 6-8 • 210
FREDERICKSBURG, VA.


GUARD



24

ADAM PAYTON
SR. • 6-3 • 195
BURLINGTON, N.J.

FORWARD



25

CHRIS STRATTON
JR. • 6-6 • 205
BURKE, VA.

FORWARD



45

COREY COFIELD
SR. • 6-5 • 245
NEWTON, MASS.

HEAD COACH



TONY SHAVER
FOURTH SEASON AT W&M
31ST SEASON OVERALL

TONY SHAVER

Head Coach • Fourth Season at W&M

William and Mary head coach Tony Shaver is in his fourth season at the helm of the Tribe men's basketball program and his 31st overall in coaching. Shaver has coached at the collegiate level for the last 19 years and was officially hired as the 31st head men's basketball coach in the history of the College on May 2, 2003.

The Green and Gold continue to make strides under the direction of Shaver. W&M started the 2005-06 season 4-1, marking the best start for a Tribe since opening the 1992-93 campaign with a 6-1 record. During that season, however, two of the team's first four wins were against non-Division I teams Virginia Wesleyan and Shenandoah, which means the 4-1 start for the 2005-06 squad was the first time in school history that the Tribe has opened a year with at least four wins in its first five games against current Division I opponents. Included in those four victories was a 70-60 win at Hampton, who went on to make the NCAA Tournament.

Prior to the start of the 2005-06 season, Shaver was inducted into the Episcopal High School Hall of Fame in a ceremony at the school on Nov. 11. He led EHS for 10 seasons from 1977-86. With his inception into the Episcopal Hall of Fame, Shaver has been inducted into the Hall of Fame at both of his head coaching stops prior to taking over the reigns at William and Mary. He was inducted into the Hampden-Sydney Hall of Fame in 2004.

In his second season at the helm, W&M immediately started the season on a high note, defeating Radford and Hartford to win the inaugural W&M Tip-Off Classic, the first regular season tournament title for the College since 1981. The Tribe defeated James Madison in the first round of the Colonial Athletic Association Tournament for W&M's first postseason win since 1997, and just the third in the last 20 years.

Shaver began his Tribe career with a 91-64 pounding of Liberty on Nov. 23, 2003. He also won his first ever Colonial Athletic Association contest, as the Tribe knocked off two-time defending league champion UNC Wilmington, 67-66, in overtime on Dec. 4, 2003. In the Tribe's first contest against a nationally ranked opponent under Shaver's direction, W&M performed well, leading No. 15 Pittsburgh by 10 points midway through the first half, before the Panthers, who attempted 28 more free throws than the Tribe, won 70-55.

There have been individual successes as well for the Green and Gold under Shaver's reign. 2004 graduate Adam Hess, currently playing professionally in Germany, became the first player in school history to lead the CAA in scoring. An outstanding student and athlete, Hess was named the CAA Male Scholar-Athlete of the Year (for all sports) and was a First-Team Academic All-American and all-conference selection as a senior. Current senior Corey Cofield was voted the 2004 CAA Rookie of the Year, leading all freshmen in the league in points, rebounds and field goal percentage. Cofield earned his second straight selection to the All-CAA third team in 2005, while current junior Iaimis Kisielius earned a spot on the CAA All-Rookie team in 2005.

Shaver came to W&M after coaching 17 seasons at Hampden-Sydney, compiling a record of 358-121 (.747). He turned the Tigers into a Division III national powerhouse, leading the men's basketball team to eight Old Dominion Athletic Conference titles, 12 20-win seasons and 11 NCAA Division III Tournament appearances. The winningest basketball coach in the program's history, he was named the ODAC and South Region Coach of the Year in 1995, 1999 and 2000, and was picked as the Virginia Sports Information Directors Division II-III Coach of the Year in



1997, 1999 and 2000.

In 2003, Shaver took the Tigers to the NCAA Division III Final Four, as his team finished with a record of 28-4, tied for the second-most wins in the program's history. In 1999, Shaver led H-SC to the national championship game, where the Tigers lost by one point in double-overtime to Wisconsin-Platteville. The team finished 29-3, setting a school record for most wins in a season.

Shaver also has a firm commitment to his players' success in the classroom. In 1999, one of his charges, Jack Jirak, was named the ODAC Scholar-Athlete of the Year and was also awarded the Gammon Cup as the top-student-athlete at the college. Two of Shaver's players, David Hobbs (1999) and Russell Turner (1992) earned Academic All-America honors. A number of his players have been named to the Academic All-ODAC squad, including six student-athletes in 1998.

Prior to taking over at Hampden-Sydney for the 1986-87 campaign, Shaver spent 10 years as the head boys' basketball coach at Episcopal High School in Alexandria, Virginia. He was named the Virginia State Private School Coach of the Year in 1986, and was twice picked as the Alexandria Coach of the Year, while winning 73 percent of his games.

A 1976 graduate of North Carolina, Shaver was a guard on the Tar Heel men's basketball team from 1972-75 under head coach Dean Smith. Originally a walk-on, he earned a scholarship his rookie season, when he was awarded the prestigious Butch Bennett Award, presented to the freshman who exemplifies determination, sportsmanship and sacrifice for the team. Shaver was voted the honoree by his teammates. During his four years in Chapel Hill, UNC went 95-26, including a pair of trips to the NCAA Tournament in 1975 and 1976. During the 1975 season, the Tarheels won the ACC Tournament and advanced to the Sweet 16. During the 1973 and 1974 season, North Carolina made the National Invitational Tournament.

A native of High Point, North Carolina, Shaver and his wife, Ann, are the parents of three sons: Christopher (25), a former standout pitcher on the Tribe's baseball team, who is currently pitching with the Chicago Cubs organization, Austin (22) and Jackson (15).

00

STEVEN HESS

Fr. - F/C - 6-10 - 225 (Charlotte, N.C./Gaston Day School)

- Registered his first career assist and tallied a career-best four points vs. UMBC (12/22/06)
- Equalled a career high in minutes played (11) while adding three points vs. North Florida (12/8/06)
- After missing most of the week prior to the Kansas State game due to illness, came off the bench to score three points, pull down three rebounds and block a shot in 11 minutes of action
- Saw action in the Tribe's exhibition victory over Barton College
- A three-year letterwinner at Gaston Day
- A McDonald's All-American nominee
- Garnered All-Southern Piedmont Athletic Association honors as a junior and senior
- Averaged 13.1 points and nine rebounds as a senior at Gaston Day
- Named Hardest Working Player during his senior season at Gaston Day
- As a junior at Gaston Day, helped his team reach the semifinals of the state tournament in North Carolina's largest independent-school classification

SINGLE-GAME HIGHS

POINTS
 Season 4 vs. UMBC (12/22/06)
 Career 4 vs. UMBC (12/22/06)

FIELD GOALS
 Season 1, five times, most recently vs. UMBC (12/22/06)
 Career 1, five times, most recently vs. UMBC (12/22/06)

FIELD GOAL ATTEMPTS
 Season 3 at Kansas State (11/11/06)
 3 vs. Wagner (11/20/06)
 Career 3 at Kansas State (11/11/06)
 3 vs. Wagner (11/20/06)

3-POINT FIELD GOALS
 Season None
 Career None

3-POINT FIELD GOAL ATTEMPTS
 Season None
 Career None

FREE THROWS
 Season 2 vs. Hampton (12/28/06)
 2 vs. UMBC (12/22/06)
 Career 2 vs. Hampton (12/28/06)
 2 vs. UMBC (12/22/06)

FREE THROW ATTEMPTS
 Season 4 vs. North Florida (12/8/06)
 4 at Kansas State (11/11/06)
 Career 4 vs. North Florida (12/8/06)
 4 at Kansas State (11/11/06)

REBOUNDS
 Season 3 at Kansas State (11/11/06)
 3 vs. Wagner (11/20/06)
 Career 3 at Kansas State (11/11/06)
 3 vs. Wagner (11/20/06)

ASSISTS
 Season 1 vs. UMBC (12/22/06)
 Career 1 vs. UMBC (12/22/06)

STEALS
 Season None
 Career None

BLOCKED SHOTS
 Season 1 at Kansas State (11/11/06)
 1 vs. Wagner (11/20/06)
 Career 1 at Kansas State (11/11/06)
 1 vs. Wagner (11/20/06)

MINUTES
 Season 11 vs. North Florida (12/8/06)
 11 at Kansas State (11/11/06)
 Career 11 vs. North Florida (12/8/06)
 11 at Kansas State (11/11/06)

HESS' 2006-07 GAME-BY-GAME STATISTICS

Date	Opp	Min	FG-A	Pct	3FG-A	Pct	FT-A	Pct	O-D	Tot	PF	A	B	S	Pts	
N11	at Kansas St.	11	1-3	.333	0-0	.000	1-4	.250	1-2	3	3	0	1	1	0	3
N20	Wagner	8	1-3	.333	0-0	.000	0-0	.000	0-3	3	2	0	1	1	0	2
N25	at Holy Cross															
N28	at Navy	6	1-1	1.000	0-0	.000	0-0	.000	0-0	0	1	0	0	0	0	2
D1	Jacksonville St.	6	0-1	.000	0-0	.000	0-1	.000	0-1	1	1	0	0	0	0	0
D2	Cornell	3	0-0	.000	0-0	.000	0-0	.000	0-0	0	0	0	0	0	0	0
D5	Towson	6	0-0	.000	0-0	.000	0-0	.000	0-1	1	1	0	0	0	0	0
D8	North Florida	11	1-2	.500	0-0	.000	1-4	.250	1-0	1	0	0	0	0	0	3
D22	UMBC	6	1-1	1.000	0-0	.000	2-2	1.000	0-0	0	2	1	0	0	0	4
D28	Hampton	7	0-0	.000	0-0	.000	2-2	1.000	1-1	2	1	0	2	0	0	2
D31	Richmond															
J3	at GMU															
J6	Northeastern															
J8	at Georgia St.															
J10	VCU															
J13	at Delaware															
J17	GMU															
J20	at Hofstra															
J24	at ODU															
J27	Georgia State															
J29	at VCU															
J31	JMU															
F3	UNCW															
F7	at JMU															
F10	at UNCW															
F14	Drexel															
F17	ESPN BracketBusters															
F21	at Drexel															
F24	ODU															

HESS' CAREER STATISTICS

Season	G-GS	Min-Avg	FG-A	Pct	3FG-A	Pct	FT-A	Pct	OR-DR	Reb-Avg	PF-FO	A	TO	Blk	St	Pts-Avg
2006-07	9-0	64-7.1	5-11	.455	0-0	.000	6-13	.462	3-8	11-1.2	11-0	1	4	2	0	16-1.8
Career	9-0	64-7.1	5-11	.455	0-0	.000	6-13	.462	3-8	11-1.2	11-0	1	4	2	0	16-1.8

HESS' CAA STATISTICS

Season	G-GS	Min-Avg	FG-A	Pct	3FG-A	Pct	FT-A	Pct	OR-DR	Reb-Avg	PF-FO	A	TO	Blk	St	Pts-Avg
2006-07	1-0	6-6.0	0-0	.000	0-0	.000	0-0	.000	0-1	1-1.0	1-0	0	0	0	0	0-0.0
Career	1-0	6-6.0	0-0	.000	0-0	.000	0-0	.000	0-1	1-1.0	1-0	0	0	0	0	0-0.0

SINGLE-GAME HIGHS

POINTS

Season 18 vs. Towson (12/5/06)
18 at Kansas State (11/11/06)
Career 18 vs. Towson (12/5/06)
18 at Kansas State (11/11/06)

FIELD GOALS

Season 5 vs. Towson (12/5/06)
5 at Kansas State (11/11/06)
Career 5 vs. Towson (12/5/06)
5 at Kansas State (11/11/06)

FIELD GOAL ATTEMPTS

Season 14 at Kansas State (11/11/06)
Career 14 at Kansas State (11/11/06)

3-POINT FIELD GOALS

Season 4 vs. Northeastern (1/6/07)
4 vs. Towson (12/5/06)
Career 4 vs. Northeastern (1/6/07)
4 vs. Towson (12/5/06)

3-POINT FIELD GOAL ATTEMPTS

Season 9 at Kansas State (11/11/06)
Career 9 at Kansas State (11/11/06)

FREE THROWS

Season 5 at Kansas State (11/11/06)
Career 5 at Kansas State (11/11/06)

FREE THROW ATTEMPTS

Season 7 at Kansas State (11/11/06)
Career 7 at Kansas State (11/11/06)

REBOUNDS

Season 9 at Kansas State (11/11/06)
Career 9 at Kansas State (11/11/06)

ASSISTS

Season 7 at Kansas State (11/11/06)
Career 7 at Kansas State (11/11/06)

STEALS

Season 4 at Kansas State (11/11/06)
Career 4 at Kansas State (11/11/06)

BLOCKED SHOTS

Season None
Career None

MINUTES

Season 38 at Kansas State (11/11/06)

2

DAVID SCHNEIDER

Fr. - G - 6-3 - 175 (Phoenix, Ariz./Brophy Prep)

- Connected on a career-high tying four 3-point field goals, scoring 13 points and pulling down a team-high eight rebounds in a victory over Northeastern (1/6/07)
- Tallied 10 points to go along with four assists in his first career CAA road game at George Mason (1/3/07)
- After missing three games with an injury returned to the floor, coming off the bench to lead W&M with 18 points, including four 3-point field goals against Towson (12/5/06)
- Dished out six assists compared to only one turnover against Wagner (11/20/06)
- Named CAA Rookie of the Week on Nov. 13 following his performance at Kansas State
- Led the Tribe in points (18), rebounds (9), assists (7), steals (4) and minutes played (38) against the Wildcats
- Turned in an impressive performance in the Tribe's exhibition victory over Barton College with 14 points on 5-of-7 shooting to go along with team-highs in assists (7), rebounds (8) and steals (8)
- His eight steals would have established a Kaplan Arena and W&M school-record
- Earned honorable mention 5A All-State honors at Brophy College Prep
- Garnered first-team all-region accolades in 2005 and 2006
- Father, Jeff Schneider, played basketball at Virginia Tech and was drafted by

SCHNEIDER'S 2006-07 GAME-BY-GAME STATISTICS

Date	Opp	Min	FG-A	Pct	3FG-A	Pct	FT-A	Pct	O-D	Tot	PF	A	TO	B	S	Pts
N11	at Kansas St.	38	5-14	.357	3-9	.333	5-7	.714	1-8	9	4	7	5	0	4	18
N20	Wagner	25	2-3	.667	1-2	.500	3-4	.750	0-2	2	3	6	1	0	1	8
N25	at Holy Cross	29	1-7	.143	0-2	.000	2-4	.500	0-1	1	4	1	1	0	3	4
N28	at Navy															
D1	Jacksonville St.															
D2	Cornell															
D5	Towson	28	5-9	.556	4-8	.500	2-3	.667	0-2	2	3	2	1	0	1	18
D8	North Florida	31	2-5	.400	2-4	.500	4-4	1.000	1-2	3	1	5	2	0	2	10
D22	UMBC	34	3-8	.375	3-6	.500	2-2	1.000	0-1	1	1	2	1	0	0	11
D28	Hampton	29	1-5	.200	1-5	.200	3-6	.500	0-3	3	4	3	3	0	0	6
D31	Richmond	32	3-7	.429	3-7	.429	0-1	.000	0-3	3	2	0	4	0	2	9
J3	at GMU	36	3-8	.375	2-6	.333	2-2	1.000	1-1	2	3	4	3	0	1	10
J6	Northeastern	31	4-9	.444	4-8	.500	1-2	.500	3-5	8	2	2	0	0	1	13
J8	at Georgia St.															
J10	VCU															
J13	at Delaware															
J17	GMU															
J20	at Hofstra															
J24	at ODU															
J27	Georgia State															
J29	at VCU															
J31	JMU															
F3	UNCW															
F7	at JMU															
F10	at UNCW															
F14	Drexel															
F17	ESPN BracketBusters															
F21	at Drexel															
F24	ODU															

* Games started

SCHNEIDER'S CAREER STATISTICS

Season	G-GS	Min-Avg	FG-A	Pct	3FG-A	Pct	FT-A	Pct	OR-DR	Reb-Avg	PF-FO	A	TO	Blk	St	Pts-Avg
2006-07	10-9	313-31.3	29-75	.387	23-59	.390	26-37	.703	6-28	34-3.4	27-0	32	21	0	15	107-10.7
Career	10-9	313-31.3	29-75	.387	23-59	.390	26-37	.703	6-28	34-3.4	27-0	32	21	0	15	107-10.7

SCHNEIDER'S CAA STATISTICS

Season	G-GS	Min-Avg	FG-A	Pct	3FG-A	Pct	FT-A	Pct	OR-DR	Reb-Avg	PF-FO	A	TO	Blk	St	Pts-Avg
2006-07	3-2	95-31.7	12-26	.462	10-22	.455	5-7	.714	4-8	12-4.0	8-0	8	4	0	3	41-13.7
Career	3-2	95-31.7	12-26	.462	10-22	.455	5-7	.714	4-8	12-4.0	8-0	8	4	0	3	41-13.7

3

ADAM TRUMBOWER

Sr. - G - 6-3 - 190 (Roanoke, Va./Cave Spring)

- In first start of the season vs. Cornell (12/2/06), had seven points and a career-high tying five assists
- Led the Tribe in points with a career-high 12 against Navy (11/28/06)
- Finished 8-of-9 from the free throw line, while also leading the Tribe in rebounds (6) and assists (4) against the Midshipmen
- Team Co-Captain with senior Adam Payton
- Earned scholarship for his senior season after playing his first three years at W&M as a walk on
- Scored a season-high seven points against VCU (1/19/06), while logging 16 minutes
- Tallied four points in the Tribe's season-opening win over Maine (11/18/05)
- Registered steals against Delaware (2/15/06), Georgia State (2/4/06) and at VCU (1/19/06)
- Became the first walk on to start a game since 1996-97
- Tallied a then career-high eight points and seven rebounds off the bench at Radford (11/24/03)
- Set a career high with five assists in start at Delaware (1/21/04)
- Played 25 minutes with six points, three rebounds and two assists against Liberty (11/23/03) in his first career game.

SINGLE-GAME HIGHS

POINTS
 Season 12 at Navy (11/28/06)
 Career 12 at Navy (11/28/06)

FIELD GOALS
 Season 2, three times, most recently vs. UMBC (12/22/06)
 Career 3 vs. Campbell (12/30/03)
 3 at Radford (11/24/03)

FIELD GOAL ATTEMPTS
 Season 4 vs. Cornell (12/2/06)
 4 at Navy (11/28/06)
 Career 7 vs. Campbell (12/30/03)
 7 at Radford (11/24/03)

3-POINT FIELD GOALS
 Season 1 vs. Cornell (12/2/06)
 Career 2, three times, most recently at UNC Greensboro (12/20/04)

3-POINT FIELD GOAL ATTEMPTS
 Season 3 vs. Cornell (12/2/06)
 Career 6 at Radford (11/24/03)

FREE THROWS
 Season 8 at Navy (11/28/06)
 Career 8 at Navy (11/28/06)

FREE THROW ATTEMPTS
 Season 9 at Navy (11/28/06)
 Career 9 at Navy (11/28/06)

REBOUNDS
 Season 6 at Navy (11/28/06)
 Career 7 at Radford (11/24/03)

ASSISTS
 Season 5 vs. Cornell (12/2/06)
 Career 5 vs. Cornell (12/2/06)
 5 at Delaware (1/21/04)

STEALS
 Season 3 vs. North Florida (12/8/06)
 Career 3 vs. North Florida (12/8/06)

BLOCKED SHOTS
 Season None
 Career 1 vs. Drexel (2/2/05)
 1 at Towson (1/14/04)

MINUTES
 Season 27 vs. Cornell (12/2/06)
 Career 36 at Delaware (1/21/04)

TRUMBOWER'S 2006-07 GAME-BY-GAME STATISTICS

Date	Opp	Min	FG-A	Pct	3FG-A	Pct	FT-A	Pct	O-D	Tot	PF	A	TO	B	S	Pts
N11	at Kansas St.	2	0-0	.000	0-0	.000	0-0	.000	0-1	1	0	0	1	0	0	0
N20	Wagner	16	1-2	.500	0-1	.000	0-0	.000	0-1	1	2	1	1	0	0	2
N25	at Holy Cross	4	0-0	.000	0-0	.000	0-0	.000	0-1	1	1	1	0	0	0	0
N28	at Navy	25	2-4	.500	0-2	.000	8-9	.889	2-4	6	3	4	1	0	0	12
D1	Jacksonville St.	20	0-2	.000	0-1	.000	2-2	1.000	1-4	5	2	1	1	0	1	2
D2	Cornell	27	2-4	.500	1-3	.333	2-2	1.000	0-2	2	3	5	1	0	0	7
D5	Towson	20	0-2	.000	0-1	.000	2-2	1.000	1-3	4	2	3	1	0	0	2
D8	North Florida	15	1-3	.333	0-1	.000	0-0	.000	1-2	3	2	2	1	0	3	2
D22	UMBC	9	2-2	1.000	0-0	.000	2-2	1.000	0-0	0	0	0	1	0	0	6
D28	Hampton	11	0-1	.000	0-1	.000	1-2	.500	1-1	2	2	1	4	0	0	1
D31	Richmond	8	0-0	.000	0-0	.000	0-0	.000	0-0	0	1	1	1	0	0	0
J3	at GMU	4	0-0	.000	0-0	.000	0-0	.000	0-0	0	1	0	0	0	0	0
J6	Northeastern	9	0-1	.000	0-0	.000	0-0	.000	0-1	1	1	1	0	0	0	0
J8	at Georgia St.															
J10	VCU															
J13	at Delaware															
J17	GMU															
J20	at Hofstra															
J24	at ODU															
J27	Georgia State															
J29	at VCU															
J31	JMU															
F3	UNCW															
F7	at JMU															
F10	at UNCW															
F14	Drexel															
F17	ESPN BracketBusters															
F21	at Drexel															
F24	ODU															

* Games started

TRUMBOWER'S CAREER STATISTICS

Season	G-GS	Min-Avg	FG-A	Pct	3FG-A	Pct	FT-A	Pct	OR-DR	Reb-Avg	PF-FO	A	TO	Blk	St	Pts-Avg
2003-04	28-2	482-17.2	19-74	.257	9-55	.164	16-24	.667	14-28	42-1.5	32-0	36	28	1	5	63-2.3
2004-05	15-1	90-6.0	6-18	.333	3-10	.300	11-11	1.000	4-10	14-0.9	5-0	6	7	1	3	26-1.7
2005-06	21-0	106-5.0	2-18	.111	1-9	.111	7-9	.778	2-5	7-0.3	13-0	5	8	0	3	12-0.6
2006-07	13-2	170-13.1	8-21	.381	1-10	.100	17-19	.895	6-20	26-2.0	20-0	20	13	0	4	32-2.5
Career	77-5	853-11.1	35-129	.271	14-84	.167	51-63	.810	26-63	89-1.2	70-0	67	56	2	15	133-1.7

TRUMBOWER'S CAA STATISTICS

Season	G-GS	Min-Avg	FG-A	Pct	3FG-A	Pct	FT-A	Pct	OR-DR	Reb-Avg	PF-FO	A	TO	Blk	St	Pts-Avg
2003-04	18-2	278-15.4	6-35	.171	3-26	.115	7-11	.636	7-8	15-0.8	22-0	22	16	1	3	22-1.2
2004-05	8-1	58-7.3	4-10	.400	1-4	.250	8-8	1.000	2-5	7-0.9	4-0	4	4	1	1	17-2.1
2005-06	15-0	87-5.8	1-12	.083	1-7	.143	5-7	.714	1-5	6-0.4	9-0	5	7	0	3	8-0.5
2006-07	3-1	44-11.0	0-3	.000	0-1	.000	2-2	1.000	1-4	5-1.7	4-0	4	1	0	0	2-0.8
Career	44-4	456-10.4	11-60	.183	5-38	.132	22-28	.786	11-22	33-0.8	37-0	35	28	2	7	49-1.1

4

ALEX SMITH

So. - F - 6-5 - 250 (Greenville, S.C./Oak Hill Academy (Va.))

SINGLE-GAME HIGHS

POINTS

Season 12 vs. Richmond (12/31/06)
 Career 12 vs. Richmond (12/31/06)

FIELD GOALS

Season 4, five times, most recently
 at George Mason (1/3/07)
 Career 4, five times, most recently
 at George Mason (1/3/07)

FIELD GOAL ATTEMPTS

Season 8 vs. UMBC (12/22/06)
 Career 8 vs. UMBC (12/22/06)
 8 vs. Maine (11/18/05)

3-POINT FIELD GOALS

Season None
 Career None

3-POINT FIELD GOAL ATTEMPTS

Season 1 at Navy (11/28/06)
 Career 1 at Navy (11/28/06)
 1 at VCU (1/19/06)

FREE THROWS

Season 4 vs. Richmond (12/31/06)
 Career 4 vs. Richmond (12/31/06)
 4 vs. Maine (11/18/05)

FREE THROW ATTEMPTS

Season 5 vs. Richmond (12/31/06)
 Career 6 vs. Maine (11/18/05)

REBOUNDS

Season 5 vs. UMBC (12/22/06)
 5 vs. Wagner (11/20/06)
 Career 6 at Old Dominion (2/9/06)

ASSISTS

Season 1, four times, most recently
 vs. Northeastern (1/6/07)
 Career 1, eight times, most recently
 vs. Northeastern (1/6/07)

STEALS

Season 2 at Navy (11/28/06)
 Career 2 at Navy (11/28/06)
 2 at Towson (12/3/05)

BLOCKED SHOTS

Season 2 vs. Hampton (12/28/06)
 Career 3 vs. Maine (11/18/05)

MINUTES

Season 21 vs. Hampton (12/28/06)
 Career 21 vs. Hampton (12/28/06)

- Averaging 8.8 points on 63 percent shooting from the field in 17 minutes per game over the last four contests
- Came off the bench and scored 11 points on 4-of-5 shooting from the field to go along with four rebounds in the Tribe's win at George Mason (1/3/07)
- Had a trio of 3-point plays on the block vs. the Patriots
- Led the Tribe in scoring off the bench each of the last three games, including a career-high 12 points on 4-of-5 from the field and free throw line vs. Richmond (12/31/06)
- Played a career-high 21 minutes against Hampton (12/28/06) and led the W&M bench in scoring for the third time with eight points, while pulling down a team-high three rebounds
- Started his first game of the season vs. Jacksonville State (12/1/06)
- Made his first career start against Campbell (11/26/05) before making starts in the following two contests at Longwood (11/28/05) and vs. UNC Wilmington (11/30/05)
- Scored a then career-high 10 points in his first career game against Maine (11/18/05)
- Pulled down a career-high and team-high six rebounds at Old Dominion (2/9/06)
- Played for national power Oak Hill Academy in 2004-05, which ended the season ranked No. 1 in the nation in the *USA Today* Super 25 Boys' Basketball Rankings and finished the season with a record of 34-2

SMITH'S 2006-07 GAME-BY-GAME STATISTICS

Date	Opp	Min	FG-A	Pct	3FG-A	Pct	FT-A	Pct	O-D	Tot	PF	A	TO	B	S	Pts
N11	at Kansas St.	13	1-4	.250	0-0	.000	0-0	.000	1-2	3	2	0	0	0	0	2
N20	Wagner	12	1-4	.250	0-0	.000	0-1	.000	1-4	5	3	0	0	1	0	2
N25	at Holy Cross	11	1-2	.500	0-0	.000	1-1	1.000	0-2	2	5	0	1	1	0	3
N28	at Navy	19	4-6	.667	0-1	.000	1-4	.250	2-2	4	2	1	2	0	2	9
D1	Jacksonville St.	17	1-3	.333	0-0	.000	0-0	.000	2-1	3	0	0	2	0	0	2
D2	Cornell	16	3-6	.500	0-0	.000	0-2	.000	1-1	2	1	0	2	0	1	6
D5	Towson	10	0-1	.000	0-0	.000	0-0	.000	0-2	2	0	0	0	0	0	0
D8	North Florida	9	1-2	.500	0-0	.000	1-2	.500	1-0	1	1	0	0	0	0	3
D22	UMBC	15	4-8	.500	0-0	.000	1-1	1.000	1-4	5	2	0	2	0	0	9
D28	Hampton	21	4-7	.571	0-1	.000	0-0	.000	1-2	3	3	1	1	2	0	8
D31	Richmond	20	4-5	.800	0-0	.000	4-5	.800	2-2	4	3	0	2	0	1	12
J3	at GMU	14	4-5	.800	0-0	.000	3-3	1.000	1-3	4	1	1	1	0	0	11
J6	Northeastern	15	1-2	.500	0-0	.000	2-2	1.000	0-1	1	3	1	1	0	0	4
J8	at Georgia St.															
J10	VCU															
J13	at Delaware															
J17	GMU															
J20	at Hofstra															
J24	at ODU															
J27	Georgia State															
J29	at VCU															
J31	JMU															
F3	UNCW															
F7	at JMU															
F10	at UNCW															
F14	Drexel															
F17	ESPN BracketBusters															
F21	at Drexel															
F24	ODU															

* Games started

SMITH'S CAREER STATISTICS

Season	G-GS	Min-Avg	FG-A	Pct	3FG-A	Pct	FT-A	Pct	OR-DR	Reb-Avg	PF-FO	A	TO	Blk	St	Pts-Avg
2005-06	27-3	252-9.3	23-51	.451	0-1	.000	23-35	.657	16-40	56-2.1	25-1	4	21	6	5	69-2.6
2006-07	13-2	192-14.8	29-55	.527	0-2	.000	13-21	.619	13-26	39-3.0	26-1	4	12	4	4	71-5.5
Career	40-5	444-11.1	52-106	.491	0-3	.000	36-56	.643	29-66	93-2.3	51-2	8	33	10	9	140-3.5

SMITH'S CAA STATISTICS

Season	G-GS	Min-Avg	FG-A	Pct	3FG-A	Pct	FT-A	Pct	OR-DR	Reb-Avg	PF-FO	A	TO	Blk	St	Pts-Avg
2005-06	17-1	160-9.4	14-29	.483	0-1	.000	13-20	.650	10-27	37-2.2	17-1	2	11	2	3	41-2.4
2006-07	3-1	39-13.0	5-8	.625	0-0	.000	5-5	1.000	1-6	7-2.3	4-0	2	2	0	0	15-5.0
Career	20-2	199-10.0	19-37	.514	0-1	.000	18-25	.720	11-33	44-2.2	21-1	4	13	2	3	56-2.9

11

NATHAN MANN

Jr. - G - 6-2 - 190 (Overland Park, Kan./St. Thomas Aquinas)

- Scored 11 of his team-high 14 points in the first half of the Tribe's win at George Mason (1/3/07), hitting on four 3-pointers for the second time this season
- Led W&M with 13 points and a career-high nine rebounds in the victory over North Florida (12/8/06)
- Connected on four 3-point field goals, finishing with a season-high 15 points against Cornell (12/2/06)
- Finished with 12 points on 5-of-9 from the floor, including a pair of 3-point field goals, to go along with team highs in rebounds (6) and assists (4) against Holy Cross (11/25/06)
- Knocked down four, or more, 3-pointers on seven occasions, including three contests of five trifectas
- Ranks 11th in school history in career 3-point field goal percentage (.336) and eighth in 3-point field goals per game (1.49)
- Ranked third in the CAA (all games) in 3-point field-goal percentage and 12th in 3-point field-goals made
- Notched his second career 20-plus point game with a season-high 21 at Georgia State (1/14/06), including five 3-point field goals
- Led team in assists as a freshman with 76, ranking 12th in the CAA at 2.62 per contest
- Scored career-high 25 points, shooting 10-of-19 from the floor and 5-of-11 from the 3-point line in 41 minutes in double-overtime game against George Mason (2/12/05)

SINGLE-GAME HIGHS

POINTS
 Season 15 vs. Cornell (12/2/06)
 Career 25 vs. George Mason (2/12/05)

FIELD GOALS
 Season 5, three times, most recently at George Mason (1/3/07)
 Career 10 vs. George Mason (2/12/05)

FIELD GOAL ATTEMPTS
 Season 13 vs. Cornell (12/2/06)
 Career 19 vs. George Mason (2/12/05)

3-POINT FIELD GOALS
 Season 4 at George Mason (1/3/07)
 Career 5, four times, most recently at Georgia State (1/14/06)

3-POINT FIELD GOAL ATTEMPTS
 Season 10 vs. Cornell (12/2/06)
 Career 11 vs. George Mason (2/12/05)

FREE THROWS
 Season 4 vs. North Florida (12/8/06)
 Career 4, six times, most recently vs. North Florida (12/8/06)

FREE THROW ATTEMPTS
 Season 4 vs. North Florida (12/8/06)
 Career 6 vs. Hampton (12/30/04)

REBOUNDS
 Season 9 vs. North Florida (12/8/06)
 Career 9 vs. North Florida (12/8/06)

ASSISTS
 Season 4 vs. Richmond (12/31/06)
 Career 6 vs. Towson (1/26/05)

STEALS
 Season 2 vs. Northeastern (1/6/07)
 Career 5 vs. Maine (11/18/05)

BLOCKED SHOTS
 Season 1 vs. Northeastern (1/6/07)
 Career 1, five times, most recently vs. Northeastern (1/6/07)

MINUTES
 Season 32 at George Mason (1/3/07)
 Career 41 vs. George Mason (2/12/05)

MANN'S 2006-07 GAME-BY-GAME STATISTICS

Date	Opp	Min	FG-A	Pct	3FG-A	Pct	FT-A	Pct	O-D	Tot	PF	A	TO	B	S	Pts
N11	at Kansas St.	20	2-6	.333	1-5	.200	0-0	.000	1-0	1	5	1	1	0	1	5
N20	Wagner	23	0-6	.000	0-3	.000	0-0	.000	0-3	3	0	1	0	1	1	0
N25	at Holy Cross	27	5-9	.556	2-5	.400	0-1	.000	0-6	6	3	4	0	0	0	12
N28	at Navy	26	1-6	.167	1-6	.167	0-0	.000	0-2	2	2	3	2	0	0	3
D1	Jacksonville St.	28	4-8	.500	0-3	.000	0-0	.000	0-5	5	2	2	4	0	1	8
D2	Cornell	29	5-13	.385	4-10	.400	1-2	.500	0-4	4	2	1	0	0	0	15
D5	Towson	24	1-8	.125	0-6	.000	4-4	1.000	0-0	0	1	2	0	0	2	6
D8	North Florida	29	4-11	.364	1-6	.167	4-4	1.000	1-8	9	2	3	1	0	0	13
D22	UMBC	26	1-4	.250	0-2	.000	3-3	1.000	0-0	0	1	2	2	0	0	5
D28	Hampton	30	4-8	.500	2-5	.400	2-2	1.000	2-1	3	2	1	3	0	1	12
D31	Richmond	32	1-8	.125	0-2	.000	1-2	.500	1-7	8	1	4	1	0	0	3
J3	at GMU	32	5-11	.455	4-9	.444	0-1	.000	0-0	0	1	1	1	0	0	14
J6	Northeastern	29	1-6	.167	0-3	.000	0-0	.000	1-4	5	0	1	4	1	2	2
J8	at Georgia St.															
J10	VCU															
J13	at Delaware															
J17	GMU															
J20	at Hofstra															
J24	at ODU															
J27	Georgia State															
J29	at VCU															
J31	JMU															
F3	UNCW															
F7	at JMU															
F10	at UNCW															
F14	Drexel															
F17	ESPN BracketBusters															
F21	at Drexel															
F24	ODU															

MANN'S CAREER STATISTICS

Season	G-GS	Min-Avg	FG-A	Pct	3FG-A	Pct	FT-A	Pct	OR-DR	Reb-Avg	PF-FO	A	TO	Blk	St	Pts-Avg
2004-05	29-18	696-24.0	82-226	.363	37-121	.306	25-36	.694	10-58	68-2.3	37-0	76	67	3	25	226-7.8
2005-06	28-7	611-21.8	72-196	.367	51-124	.411	23-30	.767	7-56	63-2.3	46-0	46	31	0	21	218-7.8
2006-07	13-12	355-27.3	34-105	.324	15-65	.231	15-19	.789	5-41	46-3.5	22-1	26	19	2	8	98-7.5
Career	70-37	1662-23.7	188-528	.356	103-310	.332	63-85	.741	22-156	177-2.5	106-1	148	116	5	54	542-7.7

MANN'S CAA STATISTICS

Season	G-GS	Min-Avg	FG-A	Pct	3FG-A	Pct	FT-A	Pct	OR-DR	Reb-Avg	PF-FO	A	TO	Blk	St	Pts-Avg
2004-05	18-11	460-25.6	54-150	.360	21-77	.273	16-22	.727	7-36	43-2.4	25-0	47	33	2	13	145-8.1
2005-06	18-3	365-20.3	45-124	.363	34-81	.420	16-22	.727	4-29	33-1.8	26-0	26	18	0	8	140-7.8
2006-07	3-3	85-28.3	7-25	.280	4-18	.222	4-5	.800	1-4	5-1.7	2-0	4	5	1	4	22-7.3
Career	39-17	910-23.3	106-299	.355	59-176	.335	36-49	.735	12-69	81-2.1	52-0	77	56	3	25	307-7.9

12

MARCUS BARNETT

Jr. - G - 6-2 - 195 (Hampton, Va./Phoebus)

SINGLE-GAME HIGHS

POINTS	
Season	None
Career	None

FIELD GOALS	
Season	None
Career	None

FIELD GOAL ATTEMPTS	
Season	None
Career	None

3-POINT FIELD GOALS	
Season	None
Career	None

3-POINT FIELD GOAL ATTEMPTS	
Season	None
Career	None

FREE THROWS	
Season	None
Career	None

FREE THROW ATTEMPTS	
Season	1 vs. Wagner (11/20/06)
Career	1 vs. Wagner (11/20/06)

REBOUNDS	
Season	1 vs. Wagner (11/20/06)
Career	1 vs. Wagner (11/20/06)

ASSISTS	
Season	None
Career	None

STEALS	
Season	None
Career	None

BLOCKED SHOTS	
Season	1 vs. Wagner (11/20/06)
Career	1 vs. Wagner (11/20/06)

MINUTES	
Season	2 vs. Wagner (11/20/06)
Career	2 vs. Wagner (11/20/06)

- Saw the first action of his W&M career against Wagner (11/20/06) and finished with a rebound and a blocked shot
- Joined the Tribe as a walk-on prior to the 2006-07 season
- A three-year letterwinner as a point and shooting guard at Phoebus
- A 2004 Basketball Zooms Scholar-Athlete Award winner
- Was the Phoebus team captain in 2003-04
- Lived and grew up in Italy

BARNETT'S 2006-07 GAME-BY-GAME STATISTICS

Date	Opp	Min	FG-A	Pct	3FG-A	Pct	FT-A	Pct	O-D	Tot	PF	A	TO	B	S	Pts
N11	at Kansas St.															
N20	Wagner	2	0-0	.000	0-0	.000	0-1	.000	0-1	1	1	0	0	1	0	0
N25	at Holy Cross															
N28	at Navy															
D1	Jacksonville St.															
D2	Cornell															
D5	Towson															
D8	North Florida	1	0-0	.000	0-0	.000	0-0	.000	0	0	0	0	0	0	0	0
D22	UMBC															
D28	Hampton															
D31	Richmond															
J3	at GMU															
J6	Northeastern															
J8	at Georgia St.															
J10	VCU															
J13	at Delaware															
J17	GMU															
J20	at Hofstra															
J24	at ODU															
J27	Georgia State															
J29	at VCU															
J31	JMU															
F3	UNCW															
F7	at JMU															
F10	at UNCW															
F14	Drexel															
F17	ESPN BracketBusters															
F21	at Drexel															
F24	ODU															

* Games started

BARNETT'S CAREER STATISTICS

Season	G-GS	Min-Avg	FG-A	Pct	3FG-A	Pct	FT-A	Pct	OR-DR	Reb-Avg	PF-FO	A	TO	Blk	St	Pts-Avg
2006-07	2-0	3-1.5	0-0	.000	0-0	.000	0-1	.000	0-1	1-0.5	1-0	0	0	1	0	0-0.0
Career	2-0	3-1.5	0-0	.000	0-0	.000	0-1	.000	0-1	1-0.5	1-0	0	0	1	0	0-0.0

BARNETT'S CAA STATISTICS

Season	G-GS	Min-Avg	FG-A	Pct	3FG-A	Pct	FT-A	Pct	OR-DR	Reb-Avg	PF-FO	A	TO	Blk	St	Pts-Avg
2006-07	0-0	0-0.0	0-0	.000	0-0	.000	0-0	.000	0-0	0-0.0	0-0	0	0	0	0	0-0.0
Career	0-0	0-0.0	0-0	.000	0-0	.000	0-0	.000	0-0	0-0.0	0-0	0	0	0	0	0-0.0



13

LAIMISKISIELIUS

Jr. - F - 6-8 - 210 (Vilnius, Lithuania/Miller School (Va.))

- Ranks fourth in the CAA in field goal percentage at 53.7 percent
- Has led W&M in scoring on five occasions and ranks 17th in the CAA at 12.6 points per game
- Had an all-around game at George Mason (1/3/07), equalling a season-high with eight rebounds and tying a career-high with five assists
- Tallied 11 points with a season-high eight rebounds vs. Richmond (12/31/06)
- Led W&M for the fourth time on the year with 19 points, including a career-high tying two block shots in a win over UMBC (12/22/06)
- Posted back-to-back 20-point games vs. Cornell (12/2/06) and Jacksonville State (12/1/06) on his way to earning W&M Tip-Off Classic All-Tournament team honors
- Established career highs with eight field goals and three steals vs. Wagner
- Hit his first five 3-point attempts on the season
- Hit on 5-of-7 from the floor, including a perfect 3-of-3 from 3-point range against Kansas State for 16 points
- Played for Lithuania in the Global Games over the summer and helped his squad to a silver medal in the tournament
- Had eight games of five or more rebounds, including a career-high nine at UMBC(12/17/05)
- CAA All-Rookie selection in 2004-05
- Tallied a career-high 23 points, along with five assists, at UNC Wilmington (2/9/04)

SINGLE-GAME HIGHS

POINTS
 Season 21 vs. Cornell (12/2/06)
 Career 23 at UNC Wilmington (2/9/05)

FIELD GOALS
 Season 8 vs. Wagner (11/20/06)
 Career 8 vs. Wagner (11/20/06)

FIELD GOAL ATTEMPTS
 Season 12 vs. Cornell (12/2/06)
 12 vs. Wagner (11/20/06)
 Career 15 at UNC Wilmington (2/9/05)

3-POINT FIELD GOALS
 Season 3 vs. Cornell (12/2/06)
 3 at Kansas State (11/11/06)
 Career 3, four times, most recently vs. Cornell (12/2/06)

3-POINT FIELD GOAL ATTEMPTS
 Season 6 vs. Cornell (12/2/06)
 Career 8 at UNC Wilmington (2/9/05)

FREE THROWS
 Season 9 vs. Jacksonville State (12/1/06)
 Career 9 vs. Jacksonville State (12/1/06)

FREE THROW ATTEMPTS
 Season 12 vs. Hampton (12/28/06)
 12 vs. Jacksonville State (12/1/06)
 Career 12 vs. Hampton (12/28/06)
 12 vs. Jacksonville State (12/1/06)

REBOUNDS
 Season 8 at George Mason (1/3/07)
 8 vs. Richmond (12/31/06)
 Career 9 at UMBC (12/17/05)

ASSISTS
 Season 5 at George Mason (1/3/07)
 Career 5, three times, most recently at George Mason (1/3/07)

STEALS
 Season 3 vs. Wagner (11/20/06)
 Career 3 vs. Wagner (11/20/06)

BLOCKED SHOTS
 Season 2, three times, most recently vs. Richmond (12/31/06)
 Career 2, four times, most recently vs. Richmond (12/31/06)

MINUTES
 Season 35 vs. Cornell (12/2/06)
 35 at Kansas State (11/11/06)
 Career 35, five times, most recently vs. Cornell (12/2/06)

KISIELIUS' 2006-07 GAME-BY-GAME STATISTICS

Date	Opp	Min	FG-A	Pct	3FG-A	Pct	FT-A	Pct	O-D	Tot	PF	A	TO	B	S	Pts
N11	at Kansas St.	35	5-7	.714	3-3	1.000	3-4	.750	1-1	2	3	2	3	0	1	16
N20	Wagner	28	8-12	.667	2-4	.500	0-1	.000	0-2	2	4	1	3	0	3	18
N25	at Holy Cross	30	4-10	.400	2-4	.500	0-0	.000	1-2	3	1	1	5	1	0	10
N28	at Navy	26	2-3	.667	0-0	.000	4-5	.800	0-4	4	1	0	3	0	1	8
D1	Jacksonville St.	31	5-6	.833	1-2	.500	9-12	.750	3-3	6	0	1	6	0	1	20
D2	Cornell	35	7-12	.583	3-6	.500	4-4	1.000	3-3	6	2	4	1	0	1	21
D5	Towson	29	0-6	.000	0-3	.000	0-0	.000	0-0	0	0	4	1	0	0	0
D8	North Florida	30	2-5	.400	0-2	.000	1-2	.500	2-0	2	1	3	1	2	1	5
D22	UMBC	34	5-7	.714	2-3	.667	7-8	.875	2-1	3	1	2	2	2	1	19
D28	Hampton	31	4-5	.800	2-2	1.000	8-12	.667	0-1	1	3	3	3	0	1	18
D31	Richmond	30	4-6	.667	1-3	.333	2-4	.500	3-5	8	1	3	2	2	0	11
J3	at GMU	29	2-7	.286	0-1	.000	5-6	.833	4-4	8	2	5	4	0	1	9
J6	Northeastern	28	3-9	.333	1-5	.200	2-4	.500	1-1	2	2	2	2	1	1	9
J8	at Georgia St.															
J10	VCU															
J13	at Delaware															
J17	GMU															
J20	at Hofstra															
J24	at ODU															
J27	Georgia State															
J29	at VCU															
J31	JMU															
F3	UNCW															
F7	at JMU															
F10	at UNCW															
F14	Drexel															
F17	ESPN BracketBusters															
F21	at Drexel															
F24	ODU															

* Games started

KISIELIUS' CAREER STATISTICS

Season	G-GS	Min-Avg	FG-A	Pct	3FG-A	Pct	FT-A	Pct	OR-DR	Reb-Avg	PF-FO	A	TO	Blk	St	Pts-Avg
2004-05	28-20	710-25.4	78-203	.384	19-63	.302	69-90	.767	22-65	87-3.1	55-3	53	60	4	14	244-8.7
2005-06	28-25	634-22.6	68-198	.343	12-60	.200	51-68	.750	30-67	97-3.5	53-2	41	64	1	14	199-7.1
2006-07	13-12	396-30.5	51-95	.537	17-38	.447	45-62	.726	20-27	47-3.6	23-0	31	36	8	12	164-12.6
Career	69-57	1740-25.2	197-496	.397	47-161	.291	165-220	.750	72-159	231-3.3	131-5	125	160	13	40	607-8.8

KISIELIUS' CAA STATISTICS

Season	G-GS	Min-Avg	FG-A	Pct	3FG-A	Pct	FT-A	Pct	OR-DR	Reb-Avg	PF-FO	A	TO	Blk	St	Pts-Avg
2004-05	18-14	504-28.0	57-145	.393	13-36	.361	54-69	.783	17-46	63-3.5	35-1	36	39	4	4	181-10.1
2005-06	18-15	390-21.7	40-125	.320	6-36	.167	31-40	.775	18-27	45-2.5	37-2	25	38	1	9	117-6.5
2006-07	3-3	86-28.7	5-22	.227	1-9	.111	7-10	.700	5-5	10-3.3	4-0	11	7	1	2	18-6.0
Career	39-32	982-25.2	102-292	.349	20-81	.245	92-119	.773	40-78	118-3.0	76-3	72	84	5	15	316-8.1

15

PETERSTEIN

So. - F - 6-9 - 225 (Houton, Texas/Westbury Christian)

SINGLE-GAME HIGHS

POINTS

Season 10 vs. North Florida (12/8/06)
 Career 16 vs. James Madison (1/28/06)

FIELD GOALS

Season 4 vs. Northeastern (1/6/07)
 Career 6 vs. Campbell (11/26/05)

FIELD GOAL ATTEMPTS

Season 7 vs. Northeastern (1/6/07)
 Career 7, four times, most recently vs. Northeastern (1/6/07)

3-POINT FIELD GOALS

Season 1 vs. Northeastern (1/6/07)
 Career 1 vs. Northeastern (1/6/07)

3-POINT FIELD GOAL ATTEMPTS

Season 1, three times, most recently vs. Northeastern (1/6/07)
 Career 1, nine times, most recently vs. Northeastern (1/6/07)

FREE THROWS

Season 4 vs. North Florida (12/8/06)
 Career 8 vs. James Madison (1/28/06)

FREE THROW ATTEMPTS

Season 8 vs. North Florida (12/8/06)
 Career 11 vs. James Madison (1/28/06)

REBOUNDS

Season 8 vs. Richmond (12/31/06)
 Career 8 vs. Richmond (12/31/06)

ASSISTS

Season 4 vs. Towson (12/5/06)
 4 vs. Jacksonville State (12/1/06)
 Career 4 vs. Towson (12/5/06)
 4 vs. Jacksonville State (12/1/06)

STEALS

Season 2 vs. North Florida (12/8/06)
 Career 2, three times, most recently vs. North Florida (12/8/06)

BLOCKED SHOTS

Season 2 vs. North Florida (12/8/06)
 Career 2 vs. North Florida (12/8/06)
 2 at Old Dominion (2/9/06)

MINUTES

Season 30 vs. Cornell (12/2/06)
 Career 30 vs. Cornell (12/2/06)

- Tallied nine points, including his first career 3-point field goal vs. Northeastern (1/6/07)
- Led the Tribe with a career-high eight rebounds in the College's victory over Richmond (12/31/06)
- Tallied a season-high and his fourth career double-digit performance with 10 points against North Florida to go along with a career-high two blocked shots
- Played 28 minutes off the bench in the CAA opener against Towson and contributed a season-high six points, a team-high four rebounds and tied his career-high with four assists, while shooting 3-of-4 from the field
- Led the Tribe with six rebounds and four assists against Jacksonville State (12/1/06), both totals were career highs
- Started the Tribe's exhibition opening victory over Barton College, scoring seven points and pulling down two rebounds
- Played in 25 contests, while making a trio of starts as a freshman
- Averaged 14.8 minutes per game, while shooting .577 (41-of-71) from the field
- Finished the season with averages of 4.0 points and 2.0 rebounds per game
- Scored in double figures on three occasions
- Had a career high 16 points on a perfect 4-of-4 from the field and 8-of-11 from the free throw line in an 86-68 victory over James Madison (1/28/06)
- Helped team win three Texas Private School state championships
- McDonald's All-American nominee

STEIN'S 2006-07 GAME-BY-GAME STATISTICS

Date	Opp	Min	FG-A	Pct	3FG-A	Pct	FT-A	Pct	O-D	Tot	PF	A	TO	B	S	Pts
N11	at Kansas St.	20	2-4	.500	0-0	.000	0-0	.000	3-3	6	4	2	2	0	0	4
N20	Wagner	7	1-1	1.000	0-0	.000	0-0	.000	0-0	0	4	1	1	0	0	2
N25	at Holy Cross	18	1-1	1.000	0-0	.000	1-2	.500	0-0	0	2	0	4	0	0	3
N28	at Navy	13	2-2	1.000	0-0	.000	0-0	.000	1-1	2	0	0	1	0	0	4
D1	Jacksonville St.	20	1-1	1.000	0-0	.000	0-2	.000	2-4	6	1	4	3	0	0	2
D2	Cornell	30	1-1	1.000	0-0	.000	0-3	.000	3-1	4	2	2	2	1	0	2
D5	Towson	28	3-4	.750	0-0	.000	0-1	.000	1-3	4	3	4	2	0	0	6
D8	North Florida	23	3-4	.750	0-1	.000	4-8	.500	0-4	4	3	0	1	2	2	10
D22	UMBC	19	2-5	.400	0-0	.000	0-0	.000	0-2	2	3	0	0	0	1	4
D28	Hampton	20	2-3	.667	0-0	.000	3-3	1.000	2-1	3	4	1	3	0	0	7
D31	Richmond	20	1-2	.500	0-1	.000	2-3	.667	4-4	8	2	1	1	0	0	4
J3	at GMU	26	2-3	.667	0-0	.000	0-0	.000	1-2	3	4	1	0	0	0	4
J6	Northeastern	24	4-7	.571	1-1	1.000	0-0	.000	0-3	3	1	0	2	0	1	9
J8	at Georgia St.															
J10	VCU															
J13	at Delaware															
J17	GMU															
J20	at Hofstra															
J24	at ODU															
J27	Georgia State															
J29	at VCU															
J31	JMU															
F3	UNCW															
F7	at JMU															
F10	at UNCW															
F14	Drexel															
F17	ESPN BracketBusters															
F21	at Drexel															
F24	ODU															

* Games started

STEIN'S CAREER STATISTICS

Season	G-GS	Min-Avg	FG-A	Pct	3FG-A	Pct	FT-A	Pct	OR-DR	Reb-Avg	PF-FO	A	TO	Blk	St	Pts-Avg
2005-06	25-3	371-14.8	41-71	.577	0-6	.000	19-32	.594	19-30	49-2.0	44-1	18	33	4	9	101-4.0
2006-07	13-10	268-20.6	25-38	.658	1-3	.333	10-22	.455	17-28	45-3.5	33-0	16	22	3	4	61-4.7
Career	38-13	639-16.8	66-109	.606	1-9	.111	29-54	.537	36-58	94-2.5	77-1	34	55	7	13	162-4.3

STEIN'S CAA STATISTICS

Season	G-GS	Min-Avg	FG-A	Pct	3FG-A	Pct	FT-A	Pct	OR-DR	Reb-Avg	PF-FO	A	TO	Blk	St	Pts-Avg
2005-06	17-1	270-15.9	28-51	.549	0-5	.000	18-30	.600	16-19	35-2.1	31-1	13	24	4	6	74-4.4
2006-07	3-2	78-26.0	9-14	.643	1-1	1.000	0-1	.000	2-8	10-3.3	5-0	5	4	0	1	19-6.3
Career	20-3	348-17.4	37-65	.569	1-6	.1676	18-31	.580	18-27	45-2.3	36-1	18	28	4	7	93-4.7

20

KYLE CARRABINE

Jr. - F - 6-7 - 205 (Naperville, Ill./Neuqua Valley)

- One of the Tribe's best threats from 3-point range, connecting on 42.9 percent in 12.8 minutes a game off the bench
- Gave W&M its first lead at George Mason (1/3/07) with a 3-pointer from the right wing midway through the first half
- Connected on a pair of 3-pointers during a two-minute span late in the first half to give the Tribe a halftime lead against Hampton (12/28/06)
- Came off the bench to tally career highs in rebounds (4) and steals (1) to go along with five points against UMBC (12/22/06)
- In his second career start vs. Towson (12/5/06), scored a career-high 10 points, while connecting on 3-of-6 from 3-point range
- Started his first career game against Jacksonville State (12/1/06) and finished with two points, two rebounds and an assist
- Notched career highs in minutes (18), points (9) and 3-point field goals made (3) against Navy (11/28/06)
- All three of his treys against Navy came in the first half to keep the Tribe within striking distance
- Played 12 minutes against Wagner (11/20) and finished with four points and a rebound
- Knocked down his lone 3-point field goal on the season on his way to scoring a then career-high five points at Old Dominion (2/9/06)
- First career points came on a 3-pointer at No. 8 Kentucky (12/22/04)
- Scored four points in nine minutes at Hofstra (1/31/05)

SINGLE-GAME HIGHS

POINTS	
Season	10 vs. Towson (12/5/06)
Career	10 vs. Towson (12/5/06)
FIELD GOALS	
Season	3 vs. Towson (12/5/06) 3 at Navy (11/28/06)
Career	3 vs. Towson (12/5/06) 3 at Navy (11/28/06)
FIELD GOAL ATTEMPTS	
Season	7 at Navy (11/28/06)
Career	7 at Navy (11/28/06)
3-POINT FIELD GOALS	
Season	3 vs. Towson (12/5/06) 3 at Navy (11/28/06)
Career	3 vs. Towson (12/5/06) 3 at Navy (11/28/06)
3-POINT FIELD GOAL ATTEMPTS	
Season	7 at Navy (11/28/06)
Career	7 at Navy (11/28/06)
FREE THROWS	
Season	2 vs. Wagner (11/20/06)
Career	2 vs. Wagner (11/20/06) 2 at Old Dominion (2/9/06)
FREE THROW ATTEMPTS	
Season	3 vs. Wagner (11/20/06)
Career	3 vs. Wagner (11/20/06) 3 at Old Dominion (2/9/06)
REBOUNDS	
Season	4 at George Mason (1/3/07) 4 vs. UMBC (12/22/06)
Career	4 at George Mason (1/3/07) 4 vs. UMBC (12/22/06)
ASSISTS	
Season	2 vs. Northeastern (1/6/07)
Career	2 vs. Northeastern (1/6/07)
STEALS	
Season	1 at George Mason (1/3/07) 1 vs. UMBC (12/22/06)
Career	1, five times, most recently at George Mason (1/3/07)
BLOCKED SHOTS	
Season	1 vs. Northeastern (1/6/07)
Career	1 vs. Northeastern (1/6/07)
MINUTES	
Season	18 vs. Northeastern (1/6/07) 18 at Navy (11/28/06)
Career	18 vs. Northeastern (1/6/07) 18 at Navy (11/28/06)

CARRABINE'S 2006-07 GAME-BY-GAME STATISTICS

Date	Opp	Min	FG-A	Pct	3FG-A	Pct	FT-A	Pct	O-D	Tot	PF	A	TO	B	S	Pts
N11	at Kansas St.	3	0-0	.000	0-0	.000	0-0	.000	0-0	0	0	0	0	0	0	0
N20	Wagner	12	1-1	1.000	0-0	.000	2-3	.667	0-1	1	0	0	0	0	0	4
N25	at Holy Cross	2	0-0	.000	0-0	.000	0-0	.000	0-0	0	0	0	0	0	0	0
N28	at Navy	18	3-7	.429	3-7	.429	0-0	.000	0-0	0	0	0	1	0	0	9
D1	Jacksonville St.	14	1-5	.200	0-3	.000	0-0	.000	0-2	2	0	1	0	0	0	2
D2	Cornell	13	2-3	.667	1-2	.500	0-0	.000	1-0	1	1	0	0	0	0	5
D5	Towson	16	3-6	.500	3-6	.500	1-2	.500	0-2	2	2	0	0	0	0	10
D8	North Florida	10	2-3	.667	1-2	.500	0-0	.000	0-1	1	0	0	1	0	0	5
D22	UMBC	13	2-5	.400	1-3	.333	0-0	.000	0-4	4	1	0	0	0	1	5
D28	Hampton	15	2-4	.500	2-4	.500	0-0	.000	1-0	1	0	1	1	0	0	6
D31	Richmond	15	2-4	.500	2-4	.500	1-2	.500	1-1	2	1	0	1	0	0	7
J3	at GMU	17	2-3	.667	1-2	.500	0-0	.000	1-3	4	0	1	1	0	1	5
J6	Northeastern	18	2-3	.667	1-2	.500	1-2	.500	0-3	3	1	2	0	1	0	6
J8	at Georgia St.															
J10	VCU															
J13	at Delaware															
J17	GMU															
J20	at Hofstra															
J24	at ODU															
J27	Georgia State															
J29	at VCU															
J31	JMU															
F3	UNCW															
F7	at JMU															
F10	at UNCW															
F14	Drexel															
F17	ESPN BracketBusters															
F21	at Drexel															
F24	ODU															

CARRABINE'S CAREER STATISTICS

Season	G-GS	Min-Avg	FG-A	Pct	3FG-A	Pct	FT-A	Pct	OR-DR	Reb-Avg	PF-FO	A	TO	Blk	St	Pts-Avg
2004-05	15-0	75-5.0	6-16	.375	2-10	.200	1-2	.500	2-4	6-0.4	5-0	3	1	0	3	15-1.0
2005-06	8-0	30-3.8	3-11	.273	1-6	.167	2-3	.667	0-4	4-0.5	0-0	0	2	0	0	9-1.1
2006-07	13-2	167-12.8	22-44	.500	15-35	.429	5-9	.556	5-16	21-1.6	6-0	5	5	1	2	64-4.9
Career	36-2	271-7.5	31-71	.437	18-51	.353	8-14	.571	7-24	31-0.9	11-0	8	8	1	5	88-2.4

CARRABINE'S CAA STATISTICS

Season	G-GS	Min-Avg	FG-A	Pct	3FG-A	Pct	FT-A	Pct	OR-DR	Reb-Avg	PF-FO	A	TO	Blk	St	Pts-Avg
2004-05	9-0	52-5.8	4-9	.444	1-5	.200	1-2	.500	2-4	6-0.7	4-0	0	1	0	1	10-1.1
2005-06	7-0	23-3.3	3-8	.375	1-5	.200	2-3	.667	0-1	1-0.1	0-0	0	0	0	0	9-1.3
2006-07	3-1	51-17.0	7-11	.636	5-10	.500	2-4	.500	1-8	9-3.0	3-0	3	1	1	1	21-7.0
Career	20-1	126-6.3	14-29	.483	7-20	.350	5-9	.556	3-13	16-0.8	7-0	3	2	1	2	40-2.0

22

DANNY SUMNER

Fr. - F - 6-7 - 190 (Fairfax, Va./Paul VI)

SINGLE-GAME HIGHS

POINTS

Season 12 vs. Wagner (11/20/06)
 Career 12 vs. Wagner (11/20/06)

FIELD GOALS

Season 5 vs. Wagner (11/20/06)
 Career 5 vs. Wagner (11/20/06)

FIELD GOAL ATTEMPTS

Season 10 vs. Wagner (11/20/06)
 Career 10 vs. Wagner (11/20/06)

3-POINT FIELD GOALS

Season 2 vs. Wagner (11/20/06)
 Career 2 vs. Wagner (11/20/06)

3-POINT FIELD GOAL ATTEMPTS

Season 5 vs. Wagner (11/20/06)
 Career 5 vs. Wagner (11/20/06)

FREE THROWS

Season None
 Career None

FREE THROW ATTEMPTS

Season 6 vs. Jacksonville State (12/1/06)
 Career 6 vs. Jacksonville State (12/1/06)

REBOUNDS

Season 4 at Holy Cross (11/25/06)
 Career 4 at Holy Cross (11/25/06)

ASSISTS

Season 1, four times, most recently
 vs. Towson (12/5/06)
 Career 1, four times, most recently
 vs. Towson (12/5/06)

STEALS

Season 1, three times, most recently
 vs. Jacksonville State (12/1/06)
 Career 1, three times, most recently
 vs. Jacksonville State (12/1/06)

BLOCKED SHOTS

Season 1 vs. Jacksonville State (12/1/06)
 Career 1 vs. Jacksonville State (12/1/06)

MINUTES

Season 19 at Navy (11/28/06)
 Career 19 at Navy (11/28/06)

- Made first career start against Cornell (12/2/06)
- Scored his first collegiate points with 12 on 5-of-10 from the field against Wagner (11/20/06)
- Pulled down three rebounds, all offensive, against the Seahawks
- Played 12 minutes and finished with two points, three rebounds and a block against Barton College
- His two points against the Bulldogs came on a follow-up two-handed dunk
- Named to the *Washington Post* First-Team All-Metro squad as a senior
- Honored with the Ron Johnson Award as the Five Star Most Promising Guard Prospect
- A First-Team *D.C. Examiner* and WCACA All-Conference selection
- Named the Virginia Independent Schools State Player of the Year in 2006
- Averaged 19.3 points, 8.6 rebounds, 2.0 assists and 2.0 blocks per game as a senior at Paul VI Catholic
- Led team to the Virginia Independent Schools Division I State final in 2004 and 2005, while advancing to the semifinals in 2006
- A honorable mention *Washington Post* All-Metro pick as a junior
- First W&M player from Paul VI since David Cully, who graduated from W&M in 1996 as the College's all-time blocked shots leader (248)

SUMNER'S 2006-07 GAME-BY-GAME STATISTICS

Date	Opp	Min	FG-A	Pct	3FG-A	Pct	FT-A	Pct	O-D	Tot	PF	A	TO	B	S	Pts
N11	at Kansas St.	6	0-1	.000	0-1	.000	0-0	.000	0-0	0	1	1	1	0	0	0
N20	Wagner	16	5-10	.500	2-5	.400	0-0	.000	3-0	3	0	1	0	0	1	12
N25	at Holy Cross	14	1-4	.250	0-0	.000	0-1	.000	2-2	4	0	0	2	0	0	2
N28	at Navy	19	2-8	.250	0-3	.000	0-0	.000	1-0	1	0	1	1	0	1	4
D1	Jacksonville St.	10	0-4	.000	0-0	.000	0-6	.000	2-0	2	0	0	0	1	1	0
D2	Cornell	10	1-4	.250	0-2	.000	0-0	.000	0-0	0	0	0	1	0	0	2
D5	Towson	3	0-2	.000	0-1	.000	0-0	.000	0-1	1	0	1	0	0	0	0
D8	North Florida	1	0-1	.000	0-1	.000	0-0	.000	0-0	0	0	0	0	0	0	0
D22	UMBC															DNP
D28	Hampton															DNP
D31	Richmond															DNP
J3	at GMU															DNP
J6	Northeastern															DNP
J8	at Georgia St.															
J10	VCU															
J13	at Delaware															
J17	GMU															
J20	at Hofstra															
J24	at ODU															
J27	Georgia State															
J29	at VCU															
J31	JMU															
F3	UNCW															
F7	at JMU															
F10	at UNCW															
F14	Drexel															
F17	ESPN BracketBusters															
F21	at Drexel															
F24	ODU															

* Games started

SUMNER'S CAREER STATISTICS

Season	G-GS	Min-Avg	FG-A	Pct	3FG-A	Pct	FT-A	Pct	OR-DR	Reb-Avg	PF-FO	A	TO	Blk	St	Pts-Avg
2006-07	8-1	79-9.9	9-34	.265	2-13	.154	0-7	.000	8-3	11-1.4	1-0	4	5	1	3	20-2.5
Career	8-1	79-9.9	9-34	.265	2-13	.154	0-7	.000	8-3	11-1.4	1-0	4	5	1	3	20-2.5

SUMNER'S CAA STATISTICS

Season	G-GS	Min-Avg	FG-A	Pct	3FG-A	Pct	FT-A	Pct	OR-DR	Reb-Avg	PF-FO	A	TO	Blk	St	Pts-Avg
2006-07	1-0	3-3.0	0-2	.000	0-1	.000	0-0	.000	0-1	1-1.0	0-0	1	0	0	0	0-0.0
Career	1-0	3-3.0	0-2	.000	0-1	.000	0-0	.000	0-1	1-1.0	0-0	1	0	0	0	0-0.0

23

CHRIS DARNELL

So. - F - 6-8 - 210 (Fredericksburg, Va./North Stafford)

- Finished with two points and four rebounds in W&M's victory at George Mason (1/3/07)
- Had a career-high two blocked shots vs. Cornell (12/2/06)
- Started his first game of the season and second of his career at Navy (11/28/06)
- Turned in an all-around solid performance against Wagner (11/20/06) with seven points, five rebounds and a career-high three assists in 15 minutes off the bench
- Came off the bench in Tribe's exhibition win over Barton College, finishing with three points, three rebounds and two assists in 14 minutes of action
- Earned his first career start against Hofstra (2/20/06)
- In his first career game against Maine (11/18/05), knocked down a pair of 3-point field goals on his way to six points, four rebounds and two assists in 15 minutes
- Tallied a season-high eight points on 3-of-5 from the field to go along with a career-best seven rebounds against Delaware (2/15/06)
- Led the team in rebounding on three occasions, including back-to-back games with seven boards against Delaware (2/15/06) and four vs. Hofstra (2/20/06)
- Selected to the Virginia Group AAA All-State Second-Team by the *Associated Press*
- *Free-Lance Star* and district player of the year as a senior
- Set North Stafford High School's career scoring record with 1,464 points
- Averaged 24 points and 10 rebounds a game as a senior

Date	Opp	Min	FG-A	Pct	3FG-A	Pct	FT-A	Pct	O-D	Tot	PF	A	TO	B	S	Pts
N11	at Kansas St.	9	1-2	.500	1-1	1.000	0-0	.000	0-3	3	1	1	1	0	0	3
N20	Wagner	15	3-5	.600	1-1	1.000	0-0	.000	3-2	5	1	3	1	0	0	7
N25	at Holy Cross	3	0-1	.000	0-0	.000	0-0	.000	0-0	0	0	0	0	0	0	0
N28	at Navy	10	0-1	.000	0-0	.000	0-0	.000	0-2	2	1	1	2	1	0	0
D1	Jacksonville St.	16	0-3	.000	0-0	.000	0-2	.000	0-5	5	2	1	3	0	0	0
D2	Cornell	17	1-2	.500	0-0	.000	1-1	1.000	0-1	1	2	3	2	2	1	3
D5	Towson	4	0-0	.000	0-0	.000	2-2	1.000	1-2	3	2	0	2	0	0	2
D8	North Florida	9	0-0	.000	0-0	.000	0-0	.000	0-0	0	1	0	1	0	1	0
D22	UMBC	12	0-0	.000	0-0	.000	0-0	.000	0-0	0	1	0	0	0	0	0
D28	Hampton	3	0-1	.000	0-0	.000	0-0	.000	0-0	0	0	0	0	0	0	0
D31	Richmond	10	1-3	.333	0-1	.000	0-2	.000	1-2	3	2	1	1	0	0	2
J3	at GMU	11	1-5	.200	0-3	.000	0-0	.000	1-3	4	2	1	0	0	0	2
J6	Northeastern	10	1-3	.333	0-1	.000	0-0	.000	2-1	3	0	0	1	0	0	2
J8	at Georgia St.															
J10	VCU															
J13	at Delaware															
J17	GMU															
J20	at Hofstra															
J24	at ODU															
J27	Georgia State															
J29	at VCU															
J31	JMU															
F3	UNCW															
F7	at JMU															
F10	at UNCW															
F14	Drexel															
F17	ESPN BracketBusters															
F21	at Drexel															
F24	ODU															

* Games started

DARNELL'S CAREER STATISTICS

Season	G-GS	Min-Avg	FG-A	Pct	3FG-A	Pct	FT-A	Pct	OR-DR	Reb-Avg	PF-FO	A	TO	Blk	St	Pts-Avg
2005-06	21-1	237-11.3	23-60	.383	4-18	.222	5-8	.625	14-32	46-2.2	5-0	13	13	3	3	55-2.6
2006-07	13-2	129-9.9	8-26	.308	2-7	.286	3-7	.429	6-20	26-2.2	15-0	11	14	3	2	21-1.6
Career	34-3	366-10.8	31-85	.365	6-25	.240	8-15	.533	20-52	72-2.2	20-0	24	27	6	5	76-2.2

DARNELL'S CAA STATISTICS

Season	G-GS	Min-Avg	FG-A	Pct	3FG-A	Pct	FT-A	Pct	OR-DR	Reb-Avg	PF-FO	A	TO	Blk	St	Pts-Avg
2005-06	15-1	174-11.6	16-47	.340	2-13	.154	5-8	.625	12-23	35-2.3	3-0	9	10	3	3	39-2.6
2006-07	3-0	25-8.3	2-8	.250	0-4	.000	2-2	1.000	4-6	10-3.3	4-0	1	3	0	0	6-2.0
Career	18-1	199-11.1	18-55	.327	2-17	.118	7-10	.700	16-29	45-2.5	7-0	10	13	3	3	45-2.5

SINGLE-GAME HIGHS

POINTS	
Season	7 vs. Wagner (11/20/06)
Career	8 vs. Delaware (2/15/06)
FIELD GOALS	
Season	3 vs. Wagner (11/20/06)
Career	3, four times, most recently vs. Wagner (11/20/06)
FIELD GOAL ATTEMPTS	
Season	5 at George Mason (1/3/07)
	5 vs. Wagner (11/20/06)
Career	6 vs. Georgia State (2/4/06)
	6 at UNC Wilmington (1/7/06)
3-POINT FIELD GOALS	
Season	1 vs. Wagner (11/20/06)
	1 at Kansas State (11/11/06)
Career	2 vs. Maine (11/18/05)
3-POINT FIELD GOAL ATTEMPTS	
Season	3 at George Mason (1/3/07)
Career	3 at George Mason (1/3/07)
	3 at Towson (12/3/05)
FREE THROWS	
Season	2 vs. Towson (12/5/06)
Career	2 vs. Hofstra (2/20/06)
FREE THROW ATTEMPTS	
Season	2, three times, most recently vs. Richmond (12/31/06)
Career	2, six times, most recently vs. Richmond (12/31/06)
REBOUNDS	
Season	5 vs. Wagner (11/20/06)
Career	7 vs. Delaware (2/15/06)
ASSISTS	
Season	3 vs. Cornell
	3 vs. Wagner (11/20/06)
Career	3, four times, most recently vs. Cornell (12/2/06)
STEALS	
Season	1 vs. North Florida (12/8/06)
	1 vs. Cornell (12/2/06)
Career	1, five times, most recently vs. North Florida (12/8/06)
BLOCKED SHOTS	
Season	2 vs. Cornell (12/2/06)
Career	2 vs. Cornell (12/2/06)
MINUTES	
Season	17 vs. Cornell (12/2/06)
Career	21 vs. Delaware (2/15/06)

SINGLE-GAME HIGHS

POINTS

Season 18 vs. Jacksonville State (12/1/06)
 Career 20 at Virginia Tech (12/27/05)

FIELD GOALS

Season 7 vs. Towson (12/5/06)
 Career 7, three times, most recently vs. Towson (12/5/06)

FIELD GOAL ATTEMPTS

Season 16 vs. Towson (12/5/06)
 16 at Navy (11/28/06)
 Career 16 vs. Towson (12/5/06)
 16 at Navy (11/28/06)

3-POINT FIELD GOALS

Season 2 vs. Hampton (12/28/06)
 Career 3 at Drexel (2/23/06)

3-POINT FIELD GOAL ATTEMPTS

Season 4 vs. Towson (12/5/06)
 4 at Holy Cross (11/25/06)
 Career 4 vs. Towson (12/5/06)
 4 at Drexel (2/23/06)

FREE THROWS

Season 8 vs. Northeastern (1/6/07)
 8 vs. Cornell (12/2/06)
 Career 8 vs. Northeastern (1/6/07)
 8 vs. Cornell (12/2/06)

FREE THROW ATTEMPTS

Season 10 vs. Cornell (12/2/06)
 Career 10 vs. Cornell (12/2/06)

REBOUNDS

Season 9 at George Mason (1/3/07)
 Career 9 at George Mason (1/3/07)

ASSISTS

Season 4 vs. UMBC (12/22/06)
 Career 8 vs. Campbell (11/26/05)

STEALS

Season 3 vs. North Florida (12/8/06)
 3 vs. Cornell (12/2/06)
 Career 4 at James Madison (2/11/06)
 4 at Longwood (11/28/05)

BLOCKED SHOTS

Season 1 at Navy (11/28/06)
 Career 1, three times, most recently at Navy (11/28/06)

MINUTES

Season 36 at Holy Cross (11/25/06)
 Career 36 at Holy Cross (11/25/06)

24

ADAMPAYTON

Sr. - G - 6-3 - 195 (Burlington, N.J./The Lawrenceville School)

- Scored the final four points, all free throws, leading W&M to a 60-57 win over Northeastern with 15 points, including 8-of-9 from the free throw line
- Has scored in double figures on 10 occasions this season, including each of the last four
- Tallied 10 of his 12 points in the second half at George Mason (1/3/07), including the game clinching free throws
- Pulled down a career-high nine rebounds, including four offensive at GMU
- Chipped in 16 points off the bench, including a trio of dunks vs. Towson (12/5/06)
- Earned W&M Tip-Off MVP honors with an exceptional performance over the final five minutes against Cornell (12/2/06) to lead the Tribe back from a 13-point deficit
- Also had nine points, two assists and two steals vs. the Seahawks
- Team Co-Captain with senior Adam Trumbower
- Topped W&M in steals in 2005-06, ranking eighth in the CAA
- Ranked third on the team in assists, while ranking fifth in points per game
- Had a career-high 20 points against Virginia Tech (12/27/05) on 7-of-9 shooting and a perfect 5-of-5 from the free throw line
- Turned in an impressive floor game against Campbell (11/26/05) with 13 points, a career-high eight assists and seven rebounds
- The eight assists vs. Campbell were a W&M season-high in 2005-06
- Transferred to W&M from Vanderbilt prior to the 2004-05 season

PAYTON'S 2006-07 GAME-BY-GAME STATISTICS

Date	Opp	Min	FG-A	Pct	3FG-A	Pct	FT-A	Pct	O-D	Tot	PF	A	TO	B	S	Pts
N11	at Kansas St.	29	2-8	.250	0-2	.000	1-1	1.000	1-2	3	1	2	3	0	0	5
N20	Wagner	21	4-6	.667	1-3	.333	0-0	.000	1-7	8	1	2	1	0	2	9
N25	at Holy Cross	36	5-14	.357	1-4	.250	4-5	.800	2-3	5	3	3	1	0	1	15
N28	at Navy	28	5-16	.313	0-2	.000	2-2	1.000	3-0	3	3	1	2	1	2	12
D1	Jacksonville St.	26	6-10	.600	1-2	.500	5-6	.833	2-3	5	1	0	4	0	2	18
D2	Cornell	34	1-5	.200	0-1	.000	8-10	.800	1-1	2	0	1	3	0	3	10
D5	Towson	28	7-16	.438	1-4	.250	1-2	.500	0-4	4	5	0	1	0	1	16
D8	North Florida	26	4-10	.400	1-3	.333	1-1	1.000	1-2	3	1	0	3	0	3	10
D22	UMBC	32	1-2	.500	1-1	1.000	4-4	1.000	0-4	4	1	4	1	0	0	7
D28	Hampton	33	4-7	.571	2-2	1.000	2-2	1.000	1-1	2	2	2	4	0	1	12
D31	Richmond	33	4-7	.571	1-2	.500	4-6	.667	1-3	4	1	2	3	0	1	13
J3	at GMU	31	5-14	.357	0-2	.000	2-2	1.000	4-5	9	2	2	2	0	1	12
J6	Northeastern	33	3-9	.333	1-2	.500	8-9	.889	0-2	2	1	2	1	0	2	15
J8	at Georgia St.															
J10	VCU															
J13	at Delaware															
J17	GMU															
J20	at Hofstra															
J24	at ODU															
J27	Georgia State															
J29	at VCU															
J31	JMU															
F3	UNCW															
F7	at JMU															
F10	at UNCW															
F14	Drexel															
F17	ESPN BracketBusters															
F21	at Drexel															
F24	ODU															

• Games started

PAYTON'S CAREER STATISTICS

Season	G-GS	Min-Avg	FG-A	Pct	3FG-A	Pct	FT-A	Pct	OR-DR	Reb-Avg	PF-FO	A	TO	Blk	St	Pts-Avg
2002-03†	23-0	179-7.8	10-28	.357	6-12	.500	3-12	.250	0-5	5-0.2	14-0	12	13	0	8	29-1.3
2003-04†	29-0	252-8.7	25-46	.543	5-12	.417	9-18	.500	0-21	21-0.7	14-0	22	25	1	8	64-2.2
2005-06	28-26	675-24.1	70-145	.483	14-30	.467	42-63	.667	23-48	71-2.5	41-1	50	53	1	45	196-7.0
2006-07	13-11	390-30.0	51-124	.411	10-30	.333	42-50	.840	17-37	54-4.2	22-1	21	29	1	19	154-11.8
Career	93-31	1496-16.1	156-343	.455	35-84	.417	96-143	.671	40-111	151-1.6	91-2	105	114	3	80	443-4.8

† at Vanderbilt

PAYTON'S CAA STATISTICS

Season	G-GS	Min-Avg	FG-A	Pct	3FG-A	Pct	FT-A	Pct	OR-DR	Reb-Avg	PF-FO	A	TO	Blk	St	Pts-Avg
2005-06	18-17	413-22.9	36-86	.419	8-20	.400	15-24	.625	14-26	40-2.2	28-1	28	33	0	24	95-5.3
2006-07	3-2	92-30.7	15-39	.385	2-8	.250	11-13	.846	4-11	15-5.0	3-0	4	4	0	4	43-14.3
Career	21-19	505-24.0	51-125	.408	10-28	.357	26-37	.703	18-37	55-2.6	31-1	32	37	0	28	138-6.6

25

CHRIS STRATTON

Jr. - F - 6-6 - 205 (Burke, Va./Lake Braddock)

- Saw first action of the 2006-07 season against Wagner (11/20/06) and scored two points
- Walk on forward from Burke, Va.
- Appeared in nine games, averaging 0.3 points and 0.7 rebounds per game in 2005-06
- Notched a season-high two points in six minutes of action at Towson (12/3/05)
- Pulled down a season-high three rebounds in the season-opening victory over Maine (11/18/05)
- Played in 14 games and earned first career start against Hofstra (1/31/05) as a freshman
- Scored a career-high four points against Longwood (12/1/04)
- Pulled down four rebounds, including three offensive, at UNC Greensboro (12/20/04)

SINGLE-GAME HIGHS

POINTS
 Season 2 vs. Wagner (11/20/06)
 Career 4 vs. Longwood (12/1/04)

FIELD GOALS
 Season 1 vs. Wagner (11/20/06)
 Career 1, six times, most recently vs. Wagner (11/20/06)

FIELD GOAL ATTEMPTS
 Season 1 vs. Wagner (11/20/06)
 Career 3 at UNC Greensboro (12/20/04)

3-POINT FIELD GOALS
 Season None
 Career None

3-POINT FIELD GOAL ATTEMPTS
 Season None
 Career 1 at George Mason (1/29/05)

FREE THROWS
 Season None
 Career 2 vs. Longwood (12/1/04)

FREE THROW ATTEMPTS
 Season 1 vs. Wagner (11/20/06)
 Career 2 vs. Hofstra (2/20/06)

REBOUNDS
 Season None
 Career 4 at UNC Greensboro (12/20/04)

ASSISTS
 Season None
 Career 1, three times, most recently at Old Dominion (2/9/06)

STEALS
 Season None
 Career 1, three times, most recently vs. Hofstra (2/20/06)

BLOCKED SHOTS
 Season None
 Career 1 vs. Hofstra (2/20/06)

MINUTES
 Season 2 vs. Wagner (11/20/06)
 Career 18 at Hofstra (1/31/05)

STRATTON'S 2006-07 GAME-BY-GAME STATISTICS

Date	Opp	Min	FG-A	Pct	3FG-A	Pct	FT-A	Pct	O-D	Tot	PF	A	TO	B	S	Pts
N11	at Kansas St.						DNP									
N20	Wagner	2	1-1	1.000	0-0	.000	0-0	.000	1-0	1	0	0	0	0	0	2
N25	at Holy Cross						DNP									
N28	at Navy						DNP									
D1	Jacksonville St.						DNP									
D2	Cornell						DNP									
D5	Towson						DNP									
D8	North Florida	1	0-0	.000	0-0	.000	0-0	.000	0-0	0	0	0	0	0	0	0
D22	UMBC						DNP									
D28	Hampton						DNP									
D31	Richmond						DNP									
J3	at GMU						DNP									
J6	Northeastern						DNP									
J8	at Georgia St.						DNP									
J10	VCU						DNP									
J13	at Delaware						DNP									
J17	GMU						DNP									
J20	at Hofstra						DNP									
J24	at ODU						DNP									
J27	Georgia State						DNP									
J29	at VCU						DNP									
J31	JMU						DNP									
F3	UNCW						DNP									
F7	at JMU						DNP									
F10	at UNCW						DNP									
F14	Drexel						DNP									
F17	ESPN BracketBusters						DNP									
F21	at Drexel						DNP									
F24	ODU						DNP									

STRATTON'S CAREER STATISTICS

Season	G-GS	Min-Avg	FG-A	Pct	3FG-A	Pct	FT-A	Pct	OR-DR	Reb-Avg	PF-FO	A	TO	Blk	St	Pts-Avg
2004-05	14-1	82-5.9	5-9	.556	0-1	.000	2-2	1.000	7-7	14-1.0	6-0	2	5	0	1	12-0.9
2005-06	9-0	24-2.7	1-3	.333	0-0	.000	1-2	.500	2-4	6-0.7	1-0	1	1	1	2	3-0.3
2006-07	2-0	3-1.5	1-1	1.000	0-0	.000	0-0	.000	1-0	1-0.5	0-0	0	0	0	0	2-1.0
Career	25-1	109-4.4	7-13	.538	0-1	.000	3-4	.750	10-11	21-0.8	7-0	3	6	1	3	17-0.7

STRATTON'S CAA STATISTICS

Season	G-GS	Min-Avg	FG-A	Pct	3FG-A	Pct	FT-A	Pct	OR-DR	Reb-Avg	PF-FO	A	TO	Blk	St	Pts-Avg
2004-05	7-1	51-7.3	2-3	.667	0-1	.000	0-0	.000	2-3	5-0.7	6-0	0	2	0	1	4-0.6
2005-06	8-0	18-2.3	1-2	.500	0-0	.000	1-2	.500	0-3	3-0.4	1-0	1	1	1	2	3-0.4
2006-07	0-0	0-0.0	0-0	.000	0-0	.000	0-0	.000	0-0	0-0.0	0-0	0	0	0	0	0-0.0
Career	15-1	69-4.6	3-5	.600	0-1	.000	1-2	.500	2-6	8-0.5	7-0	1	3	1	3	7-0.5

45

COREY COFIELD

Sr. - F - 6-5 - 245 (Newton, Mass./Roxbury Latin)

SINGLE-GAME HIGHS

POINTS

Season 9 vs. Wagner (11/20/06)
Career 27 at VCU(2/23/05)

FIELD GOALS

Season 4 at Holy Cross (11/25/06)
4 vs. Wagner (11/20/06)
Career 10 at Hofstra (1/24/04)

FIELD GOAL ATTEMPTS

Season 10 vs. Wagner (11/20/06)
Career 18 at Northeastern (2/2/06)

3-POINT FIELD GOALS

Season None
Career None

3-POINT FIELD GOAL ATTEMPTS

Season None
Career None

FREE THROWS

Season 1 vs. Jacksonville State (12/1/06)
1 vs. Wagner (11/20/06)
Career 13 at VCU (2/23/05)

FREE THROW ATTEMPTS

Season 2, three times, most recently
vs. Jacksonville State (12/1/06)
Career 17, Delaware (2/11/04)

REBOUNDS

Season 6 at Holy Cross (11/25/06)
Career 13, three times, most recently
at Towson (2/26/05)

ASSISTS

Season 1, four times, most recently
vs. North Florida (12/8/06)
Career 4 vs. Towson (2/18/04)
4 at Virginia (1/5/04)

STEALS

Season 3 vs. Jacksonville State (12/1/06)
Career 3, four times, most recently
vs. Jacksonville State (12/1/06)

BLOCKED SHOTS

Season 1 vs. Jacksonville State (12/1/06)
Career 3 at UNC Greensboro (12/20/04)

MINUTES

Season 26 at Holy Cross (11/25/06)
Career 40 vs. George Mason (2/12/05)

- Moved into 23rd on the W&M career scoring list against Jacksonville State (12/1/06)
- Moved into 19th on the W&M career rebounds list with four against Cornell (12/2/06)
- Started his first game of the season against the Crusaders
- Topped W&M in rebounding and field-goal percentage for the second straight season in 2005-06 with 4.7 per contest and .554 (112-of-202), respectively
- His .554 field-goal percentage ranked sixth in school history, behind his .563 percentage of 2003-04
- Became the 14th player in W&M history to garner 1,000 points and 500 rebounds during his career
- Career field-goal percentage of .530 (357-of-674) ranks sixth in W&M history
- Notched his 12th career double-double with 19 points and 11 rebounds at Northeastern (2/2/06)
- A Third-Team All-CAA selection in 2003-04 and in 2004-05
- 2004 CAA Rookie of the Year
- Named MVP of the W&M Tip-Off Classic in 2004, and garnered CAA Player of the Week honors following the performance
- His .804 free throw percentage in 2004-05 ranked as the 17th-best in school history, while his 144 free throws during his sophomore season was the 10th-best total

COFIELD'S 2006-07 GAME-BY-GAME STATISTICS

Date	Opp	Min	FG-A	Pct	3FG-A	Pct	FT-A	Pct	O-D	Tot	PF	A	TO	B	S	Pts
N11	at Kansas St.	14	2-4	.500	0-0	.000	0-2	.000	0-0	0	0	1	1	0	0	4
N20	Wagner	13	4-10	.400	0-0	.000	1-2	.500	0-5	5	4	0	4	0	0	9
N25	at Holy Cross	16	4-8	.500	0-0	.000	0-0	.000	2-4	6	1	1	1	0	0	8
N28	at Navy	10	0-1	.000	0-0	.000	0-0	.000	1-2	3	0	0	3	0	0	0
D1	Jacksonville St.	12	2-6	.333	0-0	.000	1-2	.500	1-1	2	2	1	5	1	3	5
D2	Cornell	11	1-6	.167	0-0	.000	0-0	.000	1-3	4	2	0	1	0	1	2
D5	Towson	4	0-0	.000	0-0	.000	0-0	.000	1-0	1	0	0	0	0	0	0
D8	North Florida	4	0-1	.000	0-0	.000	0-0	.000	0-0	0	0	1	0	0	0	0
D22	UMBC															DNP
D28	Hampton															DNP
D31	Richmond															DNP
J3	at GMU															DNP
J6	Northeastern	3	0-0	.000	0-0	.000	0-0	.000	0-1	1	0	0	0	0	0	0
J8	at Georgia St.															
J10	VCU															
J13	at Delaware															
J17	GMU															
J20	at Hofstra															
J24	at ODU															
J27	Georgia State															
J29	at VCU															
J31	JMU															
F3	UNCW															
F7	at JMU															
F10	at UNCW															
F14	Drexel															
F17	ESPN BracketBusters															
F21	at Drexel															
F24	ODU															

* Games started

COFIELD'S CAREER STATISTICS

Season	G-GS	Min-Avg	FG-A	Pct	3FG-A	Pct	FT-A	Pct	OR-DR	Reb-Avg	PF-FO	A	TO	Blk	St	Pts-Avg
2003-04	28-21	782-27.9	126-224	.563	0-0	.000	118-186	.634	72-113	185-6.6	61-0	37	70	9	29	370-13.2
2004-05	29-27	833-28.7	119-248	.480	0-0	.000	144-179	.804	79-121	200-6.9	72-3	26	88	17	21	382-13.2
2005-06	28-15	625-22.3	112-202	.554	0-0	.000	63-92	.685	61-71	132-4.7	56-1	28	57	5	25	287-10.3
2006-07	9-2	97-10.8	13-36	.361	0-0	.000	2-6	.333	5-17	22-2.5	9-0	4	15	1	4	28-3.1
Career	94-65	2337-24.9	370-710	.521	0-0	.000	327-463	.706	216-318	539-5.7	197-4	95	230	32	79	1067-11.5

COFIELD'S CAA STATISTICS

Season	G-GS	Min-Avg	FG-A	Pct	3FG-A	Pct	FT-A	Pct	OR-DR	Reb-Avg	PF-FO	A	TO	Blk	St	Pts-Avg
2003-04	18-16	565-31.4	92-164	.561	0-0	.000	89-133	.669	49-86	135-7.5	40-0	24	54	7	20	273-15.2
2004-05	18-16	532-29.6	81-167	.485	0-0	.000	100-123	.813	55-74	129-7.2	44-1	18	61	9	17	262-14.6
2005-06	18-11	390-21.7	60-116	.517	0-0	.000	38-56	.679	36-39	75-4.2	29-0	19	30	3	20	158-8.8
2006-07	2-0	7-3.5	0-0	.000	0-0	.000	0-0	.000	1-1	2-1.0	0-0	0	0	0	0	0-0.0
Career	56-43	1494-26.7	233-447	.521	0-0	.000	227-312	.728	141-200	341-6.1	113-1	61	145	19	57	693-12.4



THE LAST TIME...

TEAM

Played AP No. 1 team: at #1 Duke, L - 97-61, 12/30/91
Defeated team ranked 2-10 by AP: vs. #2 North Carolina, 78-75, 12/7/77
Defeated A.P. top 25 on the road: at #8 West Virginia, 89-76, 3/3/61

W&M INDIVIDUALS

Had a triple-double: not since 1986-87
Had a double-double: Corey Cofield (19 pts., 11 rebs.) at Northeastern, 2/2/06
Had 30-plus points and 10-plus rebounds: Jeff Cohen (49 pts., 31 rebs.) vs. Richmond, 2/25/61
Four players in double figures: Nathan Mann (14), Adam Payton (12), Alex Smith (11) and David Schneider (10) at George Mason, 1/3/07
Five players in double figures: Brian Hutt (13), Corey Cofield (12), Calvin Baker (11), Laimis Kiselius (10) and Taylor Mokris (10) at James Madison 2/11/06
Six players in double figures: Todd Cauthorn (17 pts.), Thomas Roberts (14), Brendan Connor, Matt Verkey (13 each), Sean Duff (12), and David Cully (11) vs. Shenandoah, 12/22/92
Scored 30-39 points: Adam Hess (36) at Drexel, 2/7/04
Scored 40-49 points: Jeff Cohen (49) vs. Richmond, 2/25/61
Two or more players score 20-29 points in the same game: Nick D'Antoni (25) and Nathan Mann (25) vs. George Mason, 2/12/05
Perfect at FT line (10 att.): Adam Hess (12-12) vs. VCU, 1/18/03
Perfect beyond 3-point line (5 att.): Never
Had 15-19 Rebounds: Adam Hess (15) at VCU, 2/25/02
Had 10 or more assists: Nick D'Antoni (11) at George Mason, 1/31/04
Had 6 or more steals: Adam Hess (6) at George Mason, 1/31/04
Had 5 or more blocked shots: David Cully (10) vs. George Mason, 2/26/96

OPPONENT INDIVIDUALS

Had a triple-double: Michael Anderson (10 pts., 11 rebs., 10 assts.), Drexel, 11/30/85
Had a double-double: Akeem Wright (10 pts, 13 reb.), Kansas State, 11/11/06
Four players in double figures: Keith Simmons (18 pts.), Tim Clifford (13) Torey Thomas (10), Pat Dorghety (10), Holy Cross, 11/25/06
Five players in double figures: Jose Juan Barea (17 pts.), Shawn James, Adrian Martinez (13), Bennett Davis, Aaron Davis (11), Northeastern, 2/2/06
Six players in double figures: Vic Hamilton (24), Jonathan Kerner (16), Deron Rippey (14), Tim Basham (11), Othello Meadows (11), and Tony Parham (11), East Carolina, 2/14/96
Scored 30-39 points: Nick George (36 pts.), VCU, 2/23/05
Scored 40-49 points: Anton Gill (40 pts.), East Carolina, 1/19/94
Two or more players score 20-29 points in the same game: Jerrell Dinkins (22), John Zito (20), UMBC, 12/17/05

Perfect at FT line (10 att.): Bill Mayew (14-14), UNCW, 1/29/97
Had 15-19 Rebounds: Rick Edwards and Eric Poole (15 Rebs.), Richmond, 2/8/97
Had 10 or more assists: Torey Thomas (10), Holy Cross, 11/19/05
Had 6 or more steals: Keith Simmons (7), Holy Cross, 11/25/06
Had 5 or more blocked shots: Shawn James (8), Northeastern, 2/2/06

W&M FIELD GOAL SHOOTING

Shot 50 percent or better: .512 vs. Hampton, 12/28/06
Shot 60 percent or better: .633 vs. Georgia State, 2/4/06
Shot 70 percent or better: .746 vs. Virginia Wesleyan, 2/1/84
Made 30-39 field goals: 32 vs. Wagner, 11/20/06
Made 40-49 field goals: 43 vs. George Mason, 2/27/95
Made 50 or more field goals: not since 1986-87
Attempted 60-69 field goals: 64 vs. Wagner, 11/20/06
Attempted 70-79 field goals: 72 at Northeastern, 2/2/06
Attempted 80-89 field goals: 84 vs. George Mason, 2/12/05
Attempted 90 or more field goals: not since 1986-87

OPPONENT FIELD GOAL SHOOTING

Shot 50 percent or better: .531, Towson, 12/5/06
Shot 60 percent or better: .614, Navy, 11/28/06
Shot 70 percent or better: .705, Navy, 3/8/85
Made 30-39 field goals: 32, Hofstra, 2/20/06
Made 40-49 field goals: 40, George Mason, 2/27/95
Made 50 or more field goals: not since 1986-87
Attempted 60-69 field goals: 62, Jacksonville State, 12/1/06
Attempted 70-79 field goals: 71, Old Dominion, 2/9/06
Attempted 80-89 field goals: 80, Kansas State, 11/11/06
Attempted 90 or more field goals: 94, George Mason, 2/27/95

W&M THREE-POINT SHOOTING

Shot 50 percent or better: .500 vs. UNC-Greensboro, 12/21/05
Shot 60 percent or better: .750 vs. Old Dominion, 2/16/01
Shot 70-79 percent: .750 vs. Old Dominion, 2/17/01
Made 10-14 3-point field goals: 13 vs. George Mason, 2/12/05
Made 15 or more 3-pt. field goals: 16 vs. George Mason, 1/24/96
Attempted 20-29 3-point field goals: 22 vs. Northeastern, 1/6/07
Attempted 30-39 3-point field goals: 34 at Radford, 11/24/03

OPPONENT THREE-POINT SHOOTING

Shot 50 percent or better: .643 at Navy, 11/28/06
Shot 60 percent or better: .643 at Navy, 11/28/06
Shot 70-79 percent: .750 vs. Richmond, 11/30/88
Shot 80 percent or better: .800 vs. Wake Forest, 2/4/91
Made 10-14 3-point field goals: 10 vs. James Madison, 1/28/06
Made 15 or more 3-point field goals: 17 at VCU, 2/19/03
Attempted 20-29 3-point field goals: 24 vs. Northeastern, 1/6/07
Attempted 30-39 3-point field goals: 30 vs. Richmond, 12/31/06



THE LAST TIME...

W&M FREE THROW SHOOTING

Shot 80 percent or better: .857 (12-14) at George Mason, 1/3/07
Shot 90 percent or better: .955 (21-22) vs. UMBC, 12/22/06
Shot 100 percent: 1.000 (13-13) at Drexel, 2/7/04
Made 20-29 free throws: 21 vs. Hampton, 12/28/06
Made 30-39 free throws: 32 vs. Hartford, 11/19/04
Made 40 or more free throws: not since 1964
Attempted 10 or fewer free throws: 10 vs. Hofstra, 2/20/06
Attempted 30-39 free throws: 33 vs. Jacksonville State, 12/1/06
Attempted 40-49 free throws: 41 vs. Hartford, 11/19/04
Attempted 50-59 free throws: not since 1986-87
Attempted 60 or more free throws: not since 1964

OPPONENT FREE THROW SHOOTING

Shot 80 percent or better: .917 (11-12) vs. Northeastern, 1/6/07
Shot 90 percent or better: .917 (11-12) vs. Northeastern, 1/6/07
Shot 100 percent: 1.000 at George Mason, 1/26/06
Made 20-29 free throws: 21 vs. VCU, 2/25/06
Made 30-39 free throws: 32 at George Mason, 1/3/02
Made 40 or more free throws: not since 1964
Attempted 10 or fewer free throws: 8 vs. North Florida, 12/8/06
Attempted 30-39 free throws: 31 vs. Hampton, 12/28/06
Attempted 40-49 free throws: 42 at George Mason, 1/3/02
Attempted 50-59 free throws: not since 1986-87
Attempted 60 or more free throws: not since 1964

W&M SCORING

Scored 80 or more points: 90 vs. Georgia State, 2/4/06
Scored 90 or more points: 90 vs. Georgia State, 2/4/06
Scored 100 or more points: 101 vs. Elon, 12/22/98
Scored 110 or more points: 116 vs. George Mason, 2/27/94

OPPONENT SCORING

Scored 80 or more points: 82 vs. Hofstra, 2/20/06
Scored 90 or more points: 91 at VCU, 2/23/05
Scored 100 or more points: 104 vs. George Mason, 2/12/05
Scored 110 or more points: 127 at Virginia Tech, 1/29/73

W&M REBOUNDING

Had 40 or more rebounds: 40 vs. Richmond, 12/31/06
Had 50 or more rebounds: 51 vs. Maine, 11/18/06
Had 60 or more rebounds: 67 vs. Marymount, 11/29/95

OPPONENT REBOUNDING

Had 40 or more rebounds: 40 at Old Dominion, 2/9/06
Had 50 or more rebounds: 59 at Kansas State, 11/11/06
Had 60 or more rebounds: 60 at VMI, 2/10/65

W&M ASSISTS

Had 20 or more assists: 25 vs. Georgia State, 2/4/06
Had 30 or more assists: 33 vs. George Mason, 2/27/95

OPPONENT ASSISTS

Had 20 or more assists: 20 at Navy, 11/28/06
Had 30 or more assists: not since 1964

W&M BLOCKED SHOTS

Had 10 or more blocked shots: 17 vs. George Mason, 2/26/96

OPPONENT BLOCKED SHOTS

Had 10 or more blocked shots: 13 vs. Drexel, 1/5/06

W&M STEALS

Had 10 or more steals: 12 vs. North Florida, 12/8/06
Had 15 or more steals: 19 at Virginia Tech, 12/23/03

OPPONENT STEALS

Had 10 or more steals: 11 vs. Hampton, 12/28/06
Had 15 or more steals: 19 at Towson, 12/3/05

MISCELLANEOUS

Two W&M PLAYERS HAD A DOUBLE-DOUBLE IN THE SAME GAME:

Adam Hess (23 pts., 10 rebs.) and Zeb Cope (11 pts., 11 rebs.) vs. Towson, 3/5/04

W&M PLAYER LED THE TEAM IN POINTS, REBOUNDS AND ASSISTS IN THE SAME GAME:

Adam Trumbower (12 points, 6 rebounds, 4 assists) at Navy, 11/28/06

W&M PLAYED 2OT:

vs. George Mason, 2/12/05 (L, 104-99)

W&M PLAYED 3OT:

vs. Virginia Tech, 1/21/81 (W 48-46)

W&M PLAYED 4OT:

Never

W&M SHOT 70 PERCENT FROM THE FLOOR IN A HALF:

.739 (2nd Half) vs. Georgia State, 2/4/06

W&M SHOT 60 PERCENT FROM THE FLOOR IN A HALF:

.600 (12-of-20) (2nd half) vs. Hampton, 12/28/06

W&M Shot less than 30 percent from the floor in a half:

.250 (1st Half) at Georgia State, 1/14/06

W&M OVERCAME A DEFICIT IN THE FINAL FIVE MINUTES TO WIN A GAME:

Overcame 59-46 deficit to win 73-68 in OT vs. Cornell, 12/2/06

W&M OVERCAME A HALFTIME DEFICIT IN TWO CONSECUTIVE GAMES:

Overcame 33-31 deficit to win 67-63 (George Mason, A, 1/3/07)
Overcame 27-26 deficit to win 60-57 (Northeastern, H, 1/6/07)



**GAME 1
KANSAS STATE 70, W&M 60
NOVEMBER 11, 2006**

W&M	tot-fg		3-pt		ft	rebounds			pf	tp	a	to	blk	s	min	
	fg	fga	fg	fga		fta	of	de								tot
13 Kisielius f	5	7	3	3	3	4	1	1	2	3	16	2	3	0	1	35
15 Stein f	2	4	0	0	0	0	3	3	6	4	4	2	2	0	0	20
02 Schneider g	5	14	3	9	5	7	1	8	9	4	18	7	5	0	4	38
11 Mann g	2	6	1	5	0	0	1	0	1	5	5	1	1	0	1	20
24 Payton g	2	8	0	2	1	1	1	2	3	1	5	2	3	0	0	29
00 Hess	1	3	0	0	1	4	1	2	3	3	3	0	1	1	0	11
03 Trumbower	0	0	0	0	0	0	0	1	1	0	0	0	0	1	0	2
04 Smith	1	4	0	0	0	0	1	2	3	2	2	0	0	0	0	13
20 Carrabine	0	0	0	0	0	0	0	0	0	0	0	0	0	0	0	3
22 Sumner	0	1	0	1	0	0	0	0	0	1	0	0	1	0	0	6
23 Darnell	1	2	1	1	0	0	0	3	3	1	3	1	1	0	0	9
45 Cofield	2	4	0	0	0	2	0	0	0	0	4	1	1	0	0	14
Team							1	5	6							
Totals	21	53	8	21	10	18	10	27	37	24	60	16	19	1	6	200

TOTAL FG% 1st Half: 10-25 40.0% 2nd Half: 11-28 39.3% Game: 39.6%
 3-Pt. FG% 1st Half: 4-9 44.4% 2nd Half: 4-12 33.3% Game: 38.1%
 F Throw % 1st Half: 3-5 60.0% 2nd Half: 7-13 53.8% Game: 55.6%

Kansas State	tot-fg		3-pt		ft	rebounds			pf	tp	a	to	blk	s	min	
	fg	fga	fg	fga		fta	of	de								tot
20 Martin f	2	9	0	2	1	2	3	1	4	4	5	0	1	0	0	12
50 Colon f	1	2	0	0	2	2	3	4	7	3	4	1	0	0	0	20
02 Young g	4	13	1	5	2	4	1	2	3	4	11	5	4	1	2	25
03 Harris g	8	19	3	9	3	4	3	4	7	0	22	1	1	2	2	34
15 Hoskins g	4	15	1	7	6	9	5	2	7	2	15	2	1	0	1	30
05 Stewart	1	9	0	3	0	0	1	1	2	1	2	4	1	0	2	20
14 Afeli	0	1	0	0	0	0	2	1	3	1	0	0	0	0	0	5
31 Merriewether	0	0	0	0	0	0	0	0	0	0	0	0	0	0	0	0+
34 Wright	4	11	1	3	1	2	5	8	13	2	10	3	1	1	1	34
55 Bennett	0	1	0	0	1	4	2	1	3	1	1	0	0	1	4	20
TEAM							7	3	10							
Totals	24	80	6	29	16	27	32	27	59	18	70	16	9	8	8	200

TOTAL FG% 1st Half: 13-44 29.5% 2nd Half: 11-36 30.6% Game: 30.0%
 3-Pt. FG% 1st Half: 3-15 20.0% 2nd Half: 3-14 21.4% Game: 20.7%
 F Throw % 1st Half: 5-9 55.6% 2nd Half: 11-18 61.1% Game: 59.3%

Officials: Steve Olson, Brad Ferrie, John Moore
 Technical fouls: William & Mary-None. Kansas State-None.
 Attendance: 11390

Score by Periods	1st	2nd	Total
William & Mary	27	33	60
Kansas State	34	36	70

**GAME 3
HOLY CROSS 66, W&M 57
NOVEMBER 25, 2006**

W&M	tot-fg		3-pt		ft	rebounds			pf	tp	a	to	blk	s	min	
	fg	fga	fg	fga		fta	of	de								tot
45 Cofield f	4	8	0	0	0	2	4	6	1	8	1	1	1	0	0	26
13 Kisielius f	4	10	2	4	0	0	1	2	3	1	10	1	5	1	0	30
24 Payton g	5	14	1	4	4	5	2	3	5	3	15	3	1	0	1	36
02 Schneider g	1	7	0	4	2	4	0	1	1	4	4	1	1	0	3	29
11 Mann g	5	9	2	5	0	1	0	6	6	3	12	4	0	0	0	27
03 Trumbower	0	0	0	0	0	0	0	1	1	1	0	1	0	0	0	4
04 Smith	1	2	0	0	1	1	0	2	2	5	3	0	1	1	0	11
15 Stein	1	1	0	0	1	2	0	0	0	2	3	0	4	0	0	18
20 Carrabine	0	0	0	0	0	0	0	0	0	0	0	0	0	0	0	2
22 Sumner	1	4	0	0	0	1	2	2	4	0	2	0	2	0	0	14
23 Darnell	0	1	0	0	0	0	0	0	0	0	0	0	0	0	0	3
TEAM							3	1	4							
Totals	22	56	5	17	8	14	10	22	32	20	57	11	15	2	4	200

TOTAL FG% 1st Half: 9-24 37.5% 2nd Half: 13-32 40.6% Game: 39.3%
 3-Pt. FG% 1st Half: 2-9 22.2% 2nd Half: 3-8 37.5% Game: 29.4%
 F Throw % 1st Half: 6-9 66.7% 2nd Half: 2-5 40.0% Game: 57.1%

Holy Cross	tot-fg		3-pt		ft	rebounds			pf	tp	a	to	blk	s	min	
	fg	fga	fg	fga		fta	of	de								tot
21 Vander Baan, f	1	8	0	3	0	0	4	5	9	4	2	1	0	0	0	28
33 Cunningham f	2	4	2	4	0	0	0	2	2	0	6	0	0	0	0	16
00 Clifford c	4	12	0	2	5	6	5	1	6	4	13	1	4	2	0	31
01 Thomas g	2	9	1	4	5	5	1	3	4	2	10	4	3	0	2	32
10 Simmons g	5	12	1	6	5	9	2	6	8	4	16	2	1	2	7	30
02 Cruz	0	0	0	0	0	0	1	0	1	1	0	0	0	0	0	3
03 Dixon	1	3	1	3	0	0	0	1	1	1	3	0	0	0	0	6
20 Doherty	4	8	0	3	2	3	0	5	5	2	10	5	1	0	2	32
43 McCarthy	0	0	0	0	0	0	1	1	1	0	0	0	3	1	0	5
53 Meister	3	4	0	0	0	0	1	1	2	0	6	1	0	0	1	17
TEAM							3	1	4							
Totals	22	60	5	25	17	23	17	26	43	18	66	14	13	5	12	200

TOTAL FG% 1st Half: 13-25 52.0% 2nd Half: 9-35 25.7% Game: 36.7%
 3-Pt. FG% 1st Half: 4-14 28.6% 2nd Half: 1-11 9.1% Game: 20.0%
 F Throw % 1st Half: 4-6 66.7% 2nd Half: 13-17 76.5% Game: 73.9%

Officials: Don McEvoy, Kevin Hart, Joe Pescitelli
 Technical fouls: William & Mary-None. Holy Cross-None.
 Attendance: 2103

Score by Periods	1st	2nd	Total
William & Mary	26	31	57
Holy Cross	34	32	66

**GAME 2
W&M 77, WAGNER 53
NOVEMBER 20, 2006**

Wagner	tot-fg		3-pt		ft	rebounds			pf	tp	a	to	blk	s	min	
	fg	fga	fg	fga		fta	of	de								tot
15 Ulrich f	1	2	0	1	1	3	0	5	5	5	3	0	1	0	0	19
20 Smith f	1	5	1	2	1	2	2	3	5	3	4	2	3	0	1	27
34 Radford f	3	6	0	0	1	5	5	0	5	2	7	0	1	0	1	15
23 Porter g	3	9	2	7	2	6	1	5	6	2	10	6	9	1	1	34
33 Drummond g	3	5	0	1	0	0	2	4	6	0	6	1	3	0	0	23
04 Vitale	3	7	2	6	1	1	0	3	3	2	9	1	0	0	0	28
05 Mundweiler	3	13	3	11	2	2	0	1	1	2	11	0	2	0	0	29
11 Duty	0	1	0	1	0	0	0	1	1	0	0	0	0	0	0	7
31 Callahan	0	1	0	0	0	0	0	0	0	0	0	0	0	0	0	1
51 Nielsen	0	2	0	2	3	4	0	0	0	1	3	0	0	0	0	12
55 Orock	0	1	0	0	0	0	0	1	1	0	0	0	0	0	0	5
TEAM							1	4	5							
Totals	17	52	8	31	11	23	11	27	38	17	53	10	19	1	3	200

TOTAL FG% 1st Half: 7-22 31.8% 2nd Half: 10-30 33.3% Game: 32.7%
 3-Pt. FG% 1st Half: 3-14 21.4% 2nd Half: 5-17 29.4% Game: 25.8%
 F Throw % 1st Half: 3-10 30.0% 2nd Half: 8-13 61.5% Game: 47.8%

W&M	tot-fg		3-pt		ft	rebounds			pf	tp	a	to	blk	s	min	
	fg	fga	fg	fga		fta	of	de								tot
13 Kisielius f	8	12	2	4	0	1	0	2	2	4	18	1	3	0	3	28
15 Stein f	1	1	0	0	0	0	0	0	0	4	2	1	1	0	0	7
02 Schneider g	2	3	1	2	3	4	0	2	2	3	8	6	1	0	1	25
11 Mann g	0	6	0	3	0	0	0	3	3	0	0	1	0	1	1	23
24 Payton g	4	6	1	3	0	0	1	7	8	1	9	2	1	0	2	21
00 Hess	1	3	0	0	0	0	0	3	3	2	2	0	1	1	0	8
03 Trumbower	1	2	0	1	0	0	0	1	1	2	2	1	1	0	0	16
04 Smith	1	4	0	0	0	1	1	4	5	3	2	0	0	1	0	12
12 Barnett	0	0	0	0	0	1	0	1	1	1	0	0	0	1	0	2
20 Carrabine	1	1	0	0	2	3	0	1	1	0	4	0	0	0	0	12
22 Sumner	5	10	2	5	0	0	3	0	3	0	12	1	0	0	1	16
23 Darnell	3	5	1	1	0	0	3	2	5	1	7	3	1	0	0	15
25 Stratton	1	1	0	0	0	0	1	0	1	0	2	0	0	0	0	2
45 Cofield	4	10	0	0	1	2	0	5	5	4	9	0	4	0	0	13
TEAM							1	1	2							
Totals	32	64	7	19	6	12	10	32	42	25	77	16	13	4	8	200



GAME 5
W&M 59, JACKSONVILLE STATE 56
DECEMBER 1, 2006

Table with columns for player name, tot-fg, 3-pt, rebounds, pf, tp, a, to, blk, s, min. Rows include JSU players like Bradley f, Brown f, Ginn g, etc.

TOTAL FG% 1st Half: 9-28 32.1% 2nd Half: 16-34 47.1% Game: 40.3%
3-Pt. FG% 1st Half: 1-9 11.1% 2nd Half: 2-10 20.0% Game: 15.8%
F Throw % 1st Half: 1-4 25.0% 2nd Half: 2-4 50.0% Game: 37.5%

Table with columns for player name, tot-fg, 3-pt, rebounds, pf, tp, a, to, blk, s, min. Rows include W&M players like Smith f, Darnell f, Mann g, etc.

TOTAL FG% 1st Half: 11-25 44.0% 2nd Half: 9-24 37.5% Game: 40.8%
3-Pt. FG% 1st Half: 2-7 28.6% 2nd Half: 0-4 0.0% Game: 18.2%
F Throw % 1st Half: 3-7 42.9% 2nd Half: 14-26 53.8% Game: 51.5%

Officials: Alvin Scott, Scott Smith, Shawn Carpenter
Technical fouls: Jacksonville State-None. William and Mary-None.
Attendance: 2684

Score by Periods table with columns for 1st, 2nd, Total and rows for Jacksonville State and William and Mary.

GAME 7
TOWSON 73, W&M 60
DECEMBER 5, 2006

Table with columns for player name, tot-fg, 3-pt, rebounds, pf, tp, a, to, blk, s, min. Rows include Towson players like Abraham f, Tubbs f, Pease f, etc.

TOTAL FG% 1st Half: 15-27 55.6% 2nd Half: 11-22 50.0% Game: 53.1%
3-Pt. FG% 1st Half: 4-10 40.0% 2nd Half: 1-10 10.0% Game: 25.0%
F Throw % 1st Half: 8-11 72.7% 2nd Half: 8-9 88.9% Game: 80.0%

Table with columns for player name, tot-fg, 3-pt, rebounds, pf, tp, a, to, blk, s, min. Rows include W&M players like Smith f, Kisielius f, Trumbower g, etc.

TOTAL FG% 1st Half: 8-25 32.0% 2nd Half: 11-29 37.9% Game: 35.2%
3-Pt. FG% 1st Half: 3-11 27.3% 2nd Half: 5-18 27.8% Game: 27.6%
F Throw % 1st Half: 6-9 66.7% 2nd Half: 8-9 88.9% Game: 77.8%

Officials: Steve Gordon, Sean Casady, Raymond Styons
Technical fouls: Towson-None. William and Mary-None.
Attendance: 2073

Score by Periods table with columns for 1st, 2nd, Total and rows for Towson and William and Mary.

GAME 6
W&M 73, CORNELL 68
DECEMBER 2, 2006

Table with columns for player name, tot-fg, 3-pt, rebounds, pf, tp, a, to, blk, s, min. Rows include Cornell players like Wittman f, Naeve f, Dow g, etc.

TOTAL FG% 1st Half: 12-26 46.2% 2nd Half: 11-19 57.9% Game: 49.1%
3-Pt. FG% 1st Half: 4-10 40.0% 2nd Half: 3-7 42.9% Game: 36.8%
F Throw % 1st Half: 2-3 66.7% 2nd Half: 7-8 87.5% Game: 81.8%

Table with columns for player name, tot-fg, 3-pt, rebounds, pf, tp, a, to, blk, s, min. Rows include W&M players like Stein f, Sumner f, Coffield f, etc.

TOTAL FG% 1st Half: 10-23 43.5% 2nd Half: 11-28 39.3% Game: 42.9%
3-Pt. FG% 1st Half: 4-10 40.0% 2nd Half: 5-13 38.5% Game: 37.5%
F Throw % 1st Half: 1-2 50.0% 2nd Half: 10-16 62.5% Game: 66.7%

Officials: Alvin Cox, Scott Smith, Shawn Carpenter
Technical fouls: Cornell-None. William and Mary-None.
Attendance: 2118

Score by Periods table with columns for 1st, 2nd, OT, Total and rows for Cornell and William and Mary.

GAME 8
W&M 61, NORTH FLORIDA 44
DECEMBER 8, 2006

Table with columns for player name, tot-fg, 3-pt, rebounds, pf, tp, a, to, blk, s, min. Rows include North Florida players like Williams f, Cham f, Gribball c, etc.

TOTAL FG% 1st Half: 8-28 28.6% 2nd Half: 10-26 38.5% Game: 33.3%
3-Pt. FG% 1st Half: 2-5 40.0% 2nd Half: 3-12 25.0% Game: 29.4%
F Throw % 1st Half: 0-0 0.0% 2nd Half: 3-8 37.5% Game: 37.5%

Table with columns for player name, tot-fg, 3-pt, rebounds, pf, tp, a, to, blk, s, min. Rows include W&M players like Kisielius f, Stein f, Schneider g, etc.

TOTAL FG% 1st Half: 8-21 38.1% 2nd Half: 12-26 46.2% Game: 42.6%
3-Pt. FG% 1st Half: 2-9 22.2% 2nd Half: 3-11 27.3% Game: 25.0%
F Throw % 1st Half: 3-8 37.5% 2nd Half: 13-17 76.5% Game: 64.0%

Officials: Bryan Kersey, Kyle Neve, Scott Smith
Technical fouls: North Florida-None. William and Mary-None.
Attendance: 2135

Score by Periods table with columns for 1st, 2nd, Total and rows for North Florida and William and Mary.



**GAME 9
W&M 70, UMBC 58
DECEMBER 22, 2006**

	tot-fg		3-pt		ft	rebounds			pf	tp	a	to	blk	s	min	
	fg	fga	fg	fga		fta	of	de								tot
30 Fry f	0	1	0	0	0	0	1	1	2	0	0	0	0	20		
44 Housman f	3	5	0	0	3	4	2	4	6	3	9	2	1	0	35	
02 Greene g	1	5	0	4	0	0	0	0	0	1	2	0	1	0	25	
12 Pugh g	3	7	1	4	6	2	3	5	1	13	4	3	0	1	40	
23 Young 6	9	0	1	2	2	0	3	3	2	14	0	4	0	0	37	
05 Seaborn	0	1	0	0	2	3	0	0	0	1	2	0	0	0	2	
21 Spadafora	1	3	0	1	0	0	0	0	0	1	2	0	0	0	15	
24 Hodges	7	14	2	4	0	0	1	3	4	4	16	0	1	0	3	26
40 Eshietdoho	0	0	0	0	0	0	0	0	0	0	1	1	0	0	0+	
TEAM						2	3	5			1					
Totals	21	45	3	14	13	15	7	17	24	15	58	6	12	0	5	200

TOTAL FG% 1st Half: 7-18 38.9% 2nd Half: 14-27 51.9% Game: 46.7%
 3-Pt. FG% 1st Half: 2-5 40.0% 2nd Half: 1-9 11.1% Game: 21.4%
 F Throw % 1st Half: 9-11 81.8% 2nd Half: 4-4 100% Game: 86.7%

	tot-fg		3-pt		ft	rebounds			pf	tp	a	to	blk	s	min	
	fg	fga	fg	fga		fta	of	de								tot
13 Kisielius f	5	7	2	3	7	8	2	1	3	1	19	2	2	1	34	
15 Stein f	2	5	0	0	0	0	2	2	2	3	4	0	0	0	1	19
02 Schneider g	3	8	3	6	2	2	0	1	1	1	11	2	1	0	0	34
11 Mann g	1	4	0	2	3	3	0	0	0	1	5	2	2	0	0	26
24 Payton g	1	2	1	1	4	4	0	4	4	1	7	4	1	0	0	32
00 Hess	1	1	0	0	2	2	0	0	0	2	4	1	0	0	0	6
03 Trumbower	2	2	0	0	2	2	0	0	0	0	6	0	1	0	0	9
04 Smith	4	8	0	0	1	1	1	4	5	2	9	0	2	0	0	15
20 Carrabine	2	5	1	3	0	0	0	4	4	1	5	0	0	0	1	13
23 Darnell	0	0	0	0	0	0	0	0	0	1	0	0	0	0	0	12
TEAM						2	2	4								
Totals	21	42	7	15	21	22	5	18	23	13	70	11	9	2	3	200

TOTAL FG% 1st Half: 14-21 66.7% 2nd Half: 7-21 33.3% Game: 50.0%
 3-Pt. FG% 1st Half: 7-12 58.3% 2nd Half: 0-3 0.0% Game: 46.7%
 F Throw % 1st Half: 7-7 100% 2nd Half: 14-15 93.3% Game: 95.5%

Officials: Sean Casady, Kyle Neve, Matt Oblas
 Technical fouls: UMBC-None. William and Mary-None.
 Attendance: 1421

Score by Periods	1st	2nd	Total
UMBC	25	33	58
William and Mary	42	28	70

**GAME 11
W&M 61, RICHMOND 53
DECEMBER 31, 2006**

	tot-fg		3-pt		ft	rebounds			pf	tp	a	to	blk	s	min	
	fg	fga	fg	fga		fta	of	de								tot
21 Gonzalez f	2	8	0	5	2	2	0	0	0	4	6	1	2	0	1	24
35 Hovde f	1	3	0	1	0	0	1	2	3	2	2	0	1	0	0	23
54 Crank c	5	6	0	0	1	2	0	3	3	0	11	0	0	0	1	21
05 Morris g	5	13	3	9	0	0	2	0	2	4	13	5	2	1	1	38
13 Thomas g	3	6	0	2	2	3	3	4	7	4	8	1	0	0	1	35
03 McGonigal	0	1	0	0	0	0	0	0	0	2	0	0	0	0	0	4
04 Ciddings	0	2	0	2	0	0	1	1	2	3	0	0	0	0	0	7
40 Geriot	3	7	1	2	0	2	1	4	5	3	7	0	3	0	0	21
44 Butler	2	11	2	9	0	0	2	1	3	0	6	2	1	0	0	27
TEAM						1		1								
Totals	21	57	6	30	5	9	11	15	26	22	53	9	9	1	6	200

TOTAL FG% 1st Half: 6-19 31.6% 2nd Half: 15-38 39.5% Game: 36.8%
 3-Pt. FG% 1st Half: 0-9 0.0% 2nd Half: 6-21 28.6% Game: 20.0%
 F Throw % 1st Half: 1-2 50.0% 2nd Half: 4-7 57.1% Game: 55.6%

	tot-fg		3-pt		ft	rebounds			pf	tp	a	to	blk	s	min	
	fg	fga	fg	fga		fta	of	de								tot
13 Kisielius f	4	6	1	3	2	4	3	5	8	1	11	3	2	2	0	30
15 Stein f	1	2	0	1	2	3	4	4	8	2	4	1	1	0	0	20
02 Schneider g	3	7	3	7	0	1	0	3	3	2	9	0	4	0	2	32
11 Mann g	1	8	0	2	1	2	1	7	8	1	3	4	1	0	0	32
24 Payton g	4	7	1	2	4	6	1	3	4	1	13	2	3	0	1	33
03 Trumbower	0	0	0	0	0	0	0	0	0	1	0	1	1	0	0	8
04 Smith	4	5	0	0	4	5	2	2	4	3	12	0	2	0	1	20
20 Carrabine	2	4	2	4	1	2	1	1	2	1	7	0	1	0	0	15
23 Darnell	1	3	0	1	0	2	1	2	3	2	2	1	1	0	0	10
TEAM																
Totals	20	42	7	20	14	25	13	27	40	14	61	12	16	2	4	200

TOTAL FG% 1st Half: 9-20 45.0% 2nd Half: 11-22 50.0% Game: 47.6%
 3-Pt. FG% 1st Half: 4-12 33.3% 2nd Half: 3-8 37.5% Game: 35.0%
 F Throw % 1st Half: 5-11 45.5% 2nd Half: 9-14 64.3% Game: 56.0%

Officials: Les Jones, Bernard Clinton, Duke Edsall
 Technical fouls: Richmond-None. William and Mary-None.
 Attendance: 1922

Score by Periods	1st	2nd	Total
Richmond	13	40	53
William and Mary	27	34	61

**GAME 10
W&M 72, HAMPTON 67
DECEMBER 28, 2006**

	tot-fg		3-pt		ft	rebounds			pf	tp	a	to	blk	s	min	
	fg	fga	fg	fga		fta	of	de								tot
01 Pilgrim f	5	10	1	4	1	2	5	4	9	5	12	0	8	0	1	24
21 Freeman f	3	7	0	1	4	8	2	2	4	2	10	0	2	0	0	38
50 Clark f	0	2	0	2	2	0	1	1	2	2	0	0	2	0	0	16
02 Simpson g	2	5	2	3	0	0	0	0	0	1	6	0	0	0	0	21
03 West g	8	16	2	6	10	12	0	0	3	3	28	1	4	0	5	34
12 Smalling	0	0	0	0	0	0	2	1	3	4	0	1	0	0	1	11
14 Mattox	0	0	0	0	0	0	1	1	2	1	0	0	1	0	2	15
15 Woodard	2	2	0	0	2	4	1	1	2	2	6	0	1	0	0	22
32 Ntoko	1	4	1	4	0	0	0	0	0	1	3	1	0	0	0	7
33 Pehoua	0	1	0	0	0	0	2	0	2	1	0	1	0	0	1	9
34 Sumner	0	0	0	0	0	0	0	0	0	0	0	0	0	0	0	0+
40 Robinson	0	0	0	0	0	2	1	0	1	2	0	0	1	0	1	3
TEAM						1		1			1					
Totals	21	47	6	20	19	31	16	13	29	24	67	4	21	0	11	200

TOTAL FG% 1st Half: 9-19 47.4% 2nd Half: 12-28 42.9% Game: 44.7%
 3-Pt. FG% 1st Half: 3-9 33.3% 2nd Half: 3-11 27.3% Game: 30.0%
 F Throw % 1st Half: 6-9 66.7% 2nd Half: 13-22 59.1% Game: 61.3%

	tot-fg		3-pt		ft	rebounds			pf	tp	a	to	blk	s	min	
	fg	fga	fg	fga		fta	of	de								tot
13 Kisielius f	4	5	2	2	8	12	0	1	1	3	18	3	3	0	1	31
15 Stein f	2	3	0	0	3	3	2	1	3	4	7	1	3	0	0	20
02 Schneider g	1	5	1	5	3	6	0	3	3	4	6	3	3	0	0	29
11 Mann g	4	8	2	5	2	2	2	1	3	2	12	1	3	0	1	30
24 Payton g	4	7	2	2	2	1	1	2	2	2	12	2	4	0	1	33
00 Hess	0	0	0	0	2	2	1	1	2	1	2	0	2	0	0	7
03 Trumbower	0	1	0	1	1	2	1	1	2	2	1	1	4	0	0	11
04 Smith	4	7	0	1	0	0	1	2	3	3	8	1	1	2	0	21
20 Carrabine	2	4	2	4	0	0	1	0	0	1	6	1	1	0	0	15
23 Darnell	0	1	0	0	0	0	0	0	0	0	0	0	0	0	0	3
TEAM						2	3	5								
Totals	21	41	9	20	21	29	11	14	25	21	72	13	24	2	3	200

TOTAL FG% 1st Half: 9-21 42.9% 2nd Half: 12-20 60.0% Game: 51.2%
 3-Pt. FG% 1st Half: 6-12 50.0% 2nd Half: 3-8 37.5% Game: 45.0%
 F Throw % 1st Half: 6-11 54.5% 2nd Half: 15-18 83.3% Game: 72.4%

Officials: Manny Upton, Alan Spainhour, Harold E. Harris Jr.
 Technical fouls: Hampton-None. William and Mary-None.
 Attendance: 2107

Score by Periods	1st	2nd	Total
Hampton	27	40	67
William and Mary	30	42	72

**GAME 12
W&M 67, GEORGE MASON 63
JANUARY 3, 2007**

	tot-fg		3-pt		ft	rebounds			pf	tp	a	to	blk	s	min	
	fg	fga	fg	fga		fta	of	de								tot
13 Kisielius f	2	3	0	1	5	6	4	4	8	2	9	5	4	0	1	29
15 Stein f	2	3	0	0	0	1	1	2	3	4	4	1	0	0	0	26
02 Schneider g	3	8	2	6	2	2	1	1	2	3	10	4	3	0	1	36
11 Mann g	5	11	4	9	0	1	0	0	0	1	14	1	1	0	0	32
24 Payton g	5	14	0	2	2	2	4	5	9	2	12	2	2	0	1	31
03 Trumbower	0	0	0	0	0	0	0	0	0	1	0	0	0	0	0	4
04 Smith	4	5	0	0	3	3	1	3	4	1	11	1	1	0	0	



**GAME 13
W&M 60, NORTHEASTERN 57
JANUARY 6, 2007**

Northeastern	tot-fg		3-pt		ft	fta	rebounds			pf	tp	a	to	blk	s	min
	fg	fga	fg	fga			of	de	tot							
14 Davis f	4	12	0	3	2	2	0	5	5	1	10	4	0	0	0	39
24 Spates f	2	5	2	4	0	0	0	2	2	0	6	1	1	1	0	16
11 Martinez g	2	5	2	5	2	2	0	2	2	3	8	1	0	0	3	29
22 Kelly g	5	11	3	8	4	4	0	5	5	2	17	2	1	0	0	33
23 Janning g	2	7	1	4	1	2	3	2	5	2	6	3	6	1	1	36
20 Smith	0	1	0	0	0	0	1	0	1	1	0	0	0	0	0	12
32 Adako	3	7	0	0	0	0	0	1	1	3	6	0	1	0	0	22
50 Washington	1	3	0	0	2	2	2	1	3	2	4	0	2	0	0	13
TEAM							1	3	4							
Totals	19	51	8	24	11	12	7	21	28	14	57	11	11	2	4	200

TOTAL FG% 1st Half: 10-27 37.0% 2nd Half: 9-24 37.5% Game: 37.3%
 3-Pt. FG% 1st Half: 5-13 38.5% 2nd Half: 3-11 27.3% Game: 33.3%
 F Throw % 1st Half: 2-2 100% 2nd Half: 9-10 90.0% Game: 91.7%

W&M	tot-fg		3-pt		ft	fta	rebounds			pf	tp	a	to	blk	s	min
	fg	fga	fg	fga			of	de	tot							
13 Kisielius f	3	9	1	5	2	4	1	1	2	2	9	2	2	1	1	28
15 Stein f	4	7	1	1	0	0	0	3	3	1	9	0	2	0	1	24
02 Schneider g	4	9	4	8	1	2	3	5	8	2	13	2	0	0	1	31
11 Mann g	1	6	0	3	0	0	1	4	5	0	2	1	4	1	2	29
24 Payton g	3	9	1	2	8	9	0	2	2	1	15	2	1	0	2	33
03 Trumbower	0	1	0	0	0	0	1	1	1	1	0	1	0	0	0	9
04 Smith	1	2	0	0	2	2	0	1	1	3	4	1	1	0	0	15
20 Carrabine	2	3	1	2	1	2	0	3	3	1	6	2	0	1	0	18
23 Darnell	1	3	0	1	0	0	2	1	3	0	2	0	1	0	0	10
45 Cofield	0	0	0	0	0	0	0	1	1	0	0	0	0	0	0	3
Team							2	4	6							
Totals	19	49	8	22	14	19	9	26	35	11	60	11	11	3	7	200

TOTAL FG% 1st Half: 9-27 33.3% 2nd Half: 10-22 45.5% Game: 38.8%
 3-Pt. FG% 1st Half: 4-15 26.7% 2nd Half: 4-7 57.1% Game: 36.4%
 F Throw % 1st Half: 4-6 66.7% 2nd Half: 10-13 76.9% Game: 73.7%

Officials: William Humes, Nathan Quick, Mark Lindsay
 Technical fouls: Northeastern-None. William and Mary-None.
 Attendance: 1764

Score by Periods	1st	2nd	Total
Northeastern	27	30	57
William and Mary	26	34	60

2006-07 William and Mary Basketball
William and Mary Season Schedule/Results & Leaders (as of Jan 06, 2007)
All games

RECORD:	OVERALL	HOME	AWAY	NEUTRAL
ALL GAMES.....	(9-4)	(8-1)	(1-3)	(0-0)
CONFERENCE.....	(2-1)	(1-1)	(1-0)	(0-0)
NON-CONFERENCE.....	(7-3)	(7-0)	(0-3)	(0-0)

DATE	TIME	OPPONENT	SCORE	ATTEND	HIGH POINTS	HIGH REBOUNDS
11/11/06	1:00 PM	at Kansas State	60-70 L	11390	(18)Schneider, David	(9)Schneider, David
11/20/06	7:00 PM	WAGNER	W 77-53	3197	(18)Kisielius, Laimis	(8)Payton, Adam
11/25/06	2:00 PM	at Holy Cross	57-66 L	2103	(15)Payton, Adam	(6)Mann, Nathan
11/28/06	7:00 pm	at Navy	63-79 L	1285	(12)Trumbower, Adam (12)Payton, Adam	(6)Cofield, Corey (6)Trumbower, Adam
12/01/06	8:30 PM	JACKSONVILLE STATE	W 59-56	2684	(20)Kisielius, Laimis	(6)Kisielius, Laimis
12/02/06	8:30 PM	CORNELL	WOT 73-68	2118	(21)Kisielius, Laimis	(6)Stein, Peter
12/05/06	8:07 PM	* TOWSON	60-73 L	2073	(18)Schneider, David	(4)Trumbower, Adam
12/08/06	7:00 PM	NORTH FLORIDA	W 61-44	2135	(13)Mann, Nathan	(4)Stein, Peter
12/22/06	7:00 PM	UMBC	W 70-58	1421	(19)Kisielius, Laimis	(4)Payton, Adam
12/28/06	7:00 PM	HAMPTON	W 72-67	2107	(18)Kisielius, Laimis	(9)Mann, Nathan
12/31/06	2:00 PM	RICHMOND	W 61-53	1922	(13)Payton, Adam	(5)Smith, Alex
1/3/07	7 p.m.	* at George Mason	W 67-63	4409	(14)Mann, Nathan	(3)Schneider, David
1/6/07	12:06 PM	* NORTHEASTERN	W 60-57	1764	(15)Payton, Adam	(3)Mann, Nathan
						(8)Mann, Nathan
						(8)Stein, Peter
						(8)Kisielius, Laimis
						(9)Payton, Adam
						(8)Schneider, David

* = Conference game

ATTENDANCE SUMMARY	GAMES	TOTALS	AVG/GAME
HOME.....	9	19421	2158
AWAY.....	4	19187	4797
NEUTRAL.....	0	0	0
TOTAL.....	13	38608	2970

2006-07 William and Mary Basketball
William and Mary Combined Team Statistics (as of Jan 06, 2007)
All games

RECORD:	OVERALL	HOME	AWAY	NEUTRAL
ALL GAMES.....	(9-4)	(8-1)	(1-3)	(0-0)
CONFERENCE.....	(2-1)	(1-1)	(1-0)	(0-0)
NON-CONFERENCE.....	(7-3)	(7-0)	(0-3)	(0-0)

## Player	GP-GS	Min--Avg	---TOTAL---			---3-PTS---		---REBOUNDS---								PF	FO	A	TO	Blk	Stl	Pts	Avg
			FG-FGA	Pct	3FG-FGA	Pct	FT-FTA	Pct	Off	Def	Tot	Avg											
13 Kisielius, Laimis..	13-12	396	30.5	51-95	.537	17-38	.447	45-62	.726	20	27	47	3.6	21	0	31	36	8	12	164	12.6		
24 Payton, Adam.....	13-11	390	30.0	51-124	.411	10-30	.333	42-50	.840	17	37	54	4.2	22	1	21	29	1	19	154	11.8		
02 Schneider, David...	10-9	313	31.3	29-75	.387	23-59	.390	26-37	.703	6	28	34	3.4	27	0	32	21	0	15	107	10.7		
11 Mann, Nathan.....	13-12	355	27.3	34-104	.327	15-65	.231	15-19	.789	6	40	46	3.5	22	1	26	19	2	8	98	7.5		
04 Smith, Alex.....	13-2	192	14.8	29-55	.527	0-2	.000	13-21	.619	13	26	39	3.0	26	1	4	14	4	4	71	5.5		
20 Kyle Carrabine.....	13-2	166	12.8	22-44	.500	15-35	.429	5-9	.556	4	17	21	1.6	6	0	5	5	1	2	64	4.9		
15 Stein, Peter.....	13-10	268	20.6	25-38	.658	1-3	.333	10-22	.455	17	28	45	3.5	33	0	16	22	3	4	61	4.7		
45 Cofield, Corey.....	9-2	97	10.8	13-36	.361	0-0	.000	2-6	.333	6	16	22	2.4	9	0	4	15	1	4	28	3.1		
03 Trumbower, Adam....	13-2	170	13.1	8-21	.381	1-10	.100	17-19	.895	6	20	26	2.0	20	0	20	13	0	4	34	2.6		
22 Sumner, Danny.....	8-1	79	9.9	9-34	.265	2-13	.154	0-7	.000	8	3	11	1.4	1	0	3	5	1	3	20	2.5		
00 Hess, Steven.....	9-0	64	7.1	5-11	.455	0-0	.000	6-13	.462	3	8	11	1.2	11	0	1	4	2	0	16	1.8		
23 Darnell, Chris.....	13-2	129	9.9	8-26	.308	2-7	.286	3-7	.429	8	21	29	2.2	15	0	11	14	3	2	21	1.6		
25 Stratton, Chris....	2-0	3	1.5	1-1	1.000	0-0	.000	0-0	.000	1	0	1	0.5	0	0	0	0	0	0	2	1.0		
12 Barnett, Marcus....	2-0	3	1.5	0-0	.000	0-0	.000	0-1	.000	0	1	1	0.5	1	0	0	0	1	0	0	0.0		
Team.....										23	31	54	4.2	0			0						

Total.....	13	2625	285-664	.429	86-262	.328	184-273	.674	138	303	441	33.9	214	3	174	197	27	77	840	64.6
Opponents.....	13	2625	289-702	.412	77-285	.270	152-226	.673	142	286	428	32.9	241	7	161	186	33	91	807	62.1

TEAM STATISTICS	W&M	OPP	DATE	OPPONENT	W/L	SCORE	ATTEND
SCORING.....	840	807	11/11/06	at Kansas State	L	60-70	11390
Points per game.....	64.6	62.1	11/20/06	WAGNER	W	77-53	3197
Scoring margin.....	+2.5	-	11/25/06	at HoLy Cross	L	57-66	2103
FIELD GOALS-ATT.....	285-664	289-702	11/28/06	at Navy	L	63-79	1285
Field goal pct.....	.429	.412	12/01/06	JACKSONVILLE STATE	W	59-56	2684
3 POINT FG-ATT.....	86-262	77-285	12/02/06	CORNELL	W OT	73-68	2118
3-point FG pct.....	.328	.270	*12/05/06	TOWSON	L	60-73	2073
3-pt FG made per game..	6.6	5.9	12/08/06	NORTH FLORIDA	W	61-44	2135
FREE THROWS-ATT.....	184-273	152-226	12/22/06	UMBC	W	70-58	1421
Free throw pct.....	.674	.673	12/28/06	HAMPTON	W	72-67	2107
REBOUNDS.....	441	428	12/31/06	RICHMOND	W	61-53	1922
Rebounds per game.....	33.9	32.9	*1/3/07	at George Mason	W	67-63	4409
Rebounding margin.....	+1.0	-	*1/6/07	NORTHEASTERN	W	60-57	1764
ASSISTS.....	174	161	* = Conference game				
Assists per game.....	13.4	12.4					
TURNOVERS.....	197	186					
Turnovers per game....	15.2	14.3					
Turnover margin.....	-0.8	-					
Assist/turnover ratio..	0.9	0.9					
STEALS.....	77	91					
Steals per game.....	5.9	7.0					
BLOCKS.....	27	33					
Blocks per game.....	2.1	2.5					
WINNING STREAK.....	6	-					
Home win streak.....	5	-					
ATTENDANCE.....	19421	19187					
Home games-Avg/Game....	9-2158	4-4797					
Neutral site-Avg/Game..	-	0-0					

SCORE BY PERIODS:	1st	2nd	OT	Total
William and Mary.....	366	463	11	840
Opponents.....	361	440	6	807

2006-07 William and Mary Basketball
 William and Mary Team Game-by-Game Comparison (as of Jan 06, 2007)
 All games

Opponent	1st	2nd	Score	Mar	Total FG	FG Pct	3-Pointers	3FG Pct	Free Throws	FT Pct	Rebounds	Assist	Turnover	Block	Steal	Fouls
Kansas State.....	27/34	33/36	60-70	(10)	21-53/24-80	.396/.300	8-21/6-29	.381/.207	10-18/16-27	.556/.593	37/59 (22)	16/16	19/9	1/8	6/8	24/18
WAGNER.....	31/20	46/33	77-53	+24	32-64/17-52	.500/.327	7-19/8-31	.368/.258	6-12/11-23	.500/.478	42/38 +4	16/10	13/19	4/1	8/3	25/17
Holy Cross.....	26/34	31/32	57-66	(9)	22-56/22-60	.393/.367	5-17/5-25	.294/.200	8-14/17-23	.571/.739	32/43 (11)	11/14	15/13	2/5	4/12	20/18
Navy.....	28/38	35/41	63-79	(16)	22-55/27-44	.400/.614	4-21/9-14	.190/.643	15-20/16-23	.750/.696	30/28 +2	11/20	18/17	2/1	6/11	13/19
JACKSONVILLE STATE.....	27/20	32/36	59-56	+3	20-49/25-62	.408/.403	2-11/3-19	.182/.158	17-33/3-8	.515/.375	47/30 +17	11/12	28/19	2/4	9/14	11/25
CORNELL.....	25/30	37/32	73-68	+5	24-56/26-53	.429/.491	9-24/7-19	.375/.368	16-24/9-11	.667/.818	33/29 +4	16/17	13/16	3/4	7/5	15/24
TOWSON.....	25/42	35/31	60-73	(13)	19-54/26-49	.352/.531	8-29/5-20	.276/.250	14-18/16-20	.778/.800	26/37 (11)	16/17	8/13	0/1	4/7	19/14
NORTH FLORIDA.....	21/18	40/26	61-44	+17	20-47/18-54	.426/.333	5-20/5-17	.250/.294	16-25/3-8	.640/.375	35/33 +2	14/7	11/15	4/4	12/0	12/16
UMBC.....	42/25	28/33	70-58	+12	21-42/21-45	.500/.467	7-15/3-14	.467/.214	21-22/13-15	.955/.867	23/24 (1)	11/6	9/12	2/0	3/5	13/15
HAMPTON.....	30/27	42/40	72-67	+5	21-41/21-47	.512/.447	9-20/6-20	.450/.300	21-29/19-31	.724/.613	25/29 (4)	13/4	24/21	2/0	3/11	21/24
RICHMOND.....	27/13	34/40	61-53	+8	20-42/21-57	.476/.368	7-20/6-30	.350/.200	14-25/5-9	.560/.556	40/26 +14	12/9	16/9	2/1	4/6	14/22
George Mason.....	31/33	36/30	67-63	+4	24-56/22-48	.429/.458	7-23/6-23	.304/.261	12-14/13-16	.857/.813	36/24 +12	16/18	12/12	0/2	4/5	16/15
NORTHEASTERN.....	26/27	34/30	60-57	+3	19-49/19-51	.388/.373	8-22/8-24	.364/.333	14-19/11-12	.737/.917	35/28 +7	11/11	11/11	3/2	7/4	11/14

Note: Game totals are displayed in the format TEAM/OPPONENT for each category

**2006-07 William and Mary Basketball
 William and Mary Season Schedule/Results & Leaders (as of Jan 06, 2007)
 Conference games**

RECORD:	OVERALL	HOME	AWAY	NEUTRAL
ALL GAMES.....	(2-1)	(1-1)	(1-0)	(0-0)
CONFERENCE.....	(2-1)	(1-1)	(1-0)	(0-0)
NON-CONFERENCE.....	(0-0)	(0-0)	(0-0)	(0-0)

DATE	TIME	OPPONENT	SCORE	ATTEND	HIGH POINTS	HIGH REBOUNDS
12/05/06	8:07 PM	* TOWSON	60-73 L	2073	(18)Schneider, David	(4)Trumbower, Adam (4)Stein, Peter (4)Payton, Adam
1/3/07	7 p.m.	* at George Mason	W 67-63	4409	(14)Mann, Nathan	(9)Payton, Adam
1/6/07	12:06 PM	* NORTHEASTERN	W 60-57	1764	(15)Payton, Adam	(8)Schneider, David

* = Conference game

ATTENDANCE SUMMARY	GAMES	TOTALS	AVG/GAME
HOME.....	2	3837	1919
AWAY.....	1	4409	4409
NEUTRAL.....	0	0	0
TOTAL.....	3	8246	2749

2006-07 William and Mary Basketball
William and Mary Combined Team Statistics (as of Jan 06, 2007)
Conference games

RECORD:	OVERALL	HOME	AWAY	NEUTRAL
ALL GAMES.....	(2-1)	(1-1)	(1-0)	(0-0)
CONFERENCE.....	(2-1)	(1-1)	(1-0)	(0-0)
NON-CONFERENCE.....	(0-0)	(0-0)	(0-0)	(0-0)

## Player	GP-GS	Min--Avg	---TOTAL---			---3-PTS---			---REBOUNDS---				PF	FO	A	TO	Blk	Stl	Pts	Avg
			FG-FGA	Pct	3FG-FGA	Pct	FT-FTA	Pct	Off	Def	Tot	Avg								
24 Payton, Adam.....	3-2	92 30.7	15-39	.385	2-8	.250	11-13	.846	4	11	15	5.0	8	1	4	4	0	4	43	14.3
02 Schneider, David...	3-2	95 31.7	12-26	.462	10-22	.455	7-9	.778	4	8	12	4.0	8	0	8	4	0	3	41	13.7
11 Mann, Nathan.....	3-3	85 28.3	7-25	.280	4-18	.222	4-5	.800	1	4	5	1.7	2	0	4	5	1	4	22	7.3
20 Carrabine, Kyle....	3-1	51 17.0	7-12	.583	5-10	.500	2-4	.500	1	8	9	3.0	3	0	3	1	1	1	21	7.0
15 Stein, Peter.....	3-2	78 26.0	9-14	.643	1-1	1.000	0-1	.000	2	8	10	3.3	8	0	5	4	0	1	19	6.3
13 Kisielius, Laimis..	3-3	86 28.7	5-22	.227	1-9	.111	7-10	.700	5	5	10	3.3	4	0	11	7	1	2	18	6.0
04 Smith, Alex.....	3-1	39 13.0	5-8	.625	0-0	.000	5-5	1.000	1	6	7	2.3	4	0	2	2	0	0	15	5.0
23 Darnell, Chris.....	3-0	25 8.3	2-8	.250	0-4	.000	2-2	1.000	4	6	10	3.3	4	0	1	3	0	0	6	2.0
03 Trumbower, Adam....	3-1	33 11.0	0-3	.000	0-1	.000	2-2	1.000	1	4	5	1.7	4	0	4	1	0	0	2	0.7
45 Cofield, Corey....	2-0	7 3.5	0-0	.000	0-0	.000	0-0	.000	1	1	2	1.0	0	0	0	0	0	0	0	0.0
22 Sumner, Danny.....	1-0	3 3.0	0-2	.000	0-1	.000	0-0	.000	0	1	1	1.0	0	0	1	0	0	0	0	0.0
00 Hess, Steven.....	1-0	6 6.0	0-0	.000	0-0	.000	0-0	.000	0	1	1	1.0	1	0	0	0	0	0	0	0.0
Team.....									3	7	10	3.3	0		0					

Total.....	3	600	62-159	.390	23-74	.311	40-51	.784	27	70	97	32.3	46	1	43	31	3	15	187	62.3
Opponents.....	3	600	67-148	.453	19-67	.284	40-48	.833	16	73	89	29.7	43	0	46	36	5	16	193	64.3

TEAM STATISTICS	W&M	OPP	DATE	OPPONENT	W/L	SCORE	ATTEND
SCORING.....	187	193	*12/05/06	TOWSON	L	60-73	2073
Points per game.....	62.3	64.3	*1/3/07	at George Mason	W	67-63	4409
Scoring margin.....	-2.0	-	*1/6/07	NORTHEASTERN	W	60-57	1764
FIELD GOALS-ATT.....	62-159	67-148	* = Conference game				
Field goal pct.....	.390	.453					
3 POINT FG-ATT.....	23-74	19-67					
3-point FG pct.....	.311	.284					
3-pt FG made per game..	7.7	6.3					
FREE THROWS-ATT.....	40-51	40-48					
Free throw pct.....	.784	.833					
REBOUNDS.....	97	89					
Rebounds per game.....	32.3	29.7					
Rebounding margin.....	+2.7	-					
ASSISTS.....	43	46					
Assists per game.....	14.3	15.3					
TURNOVERS.....	31	36					
Turnovers per game....	10.3	12.0					
Turnover margin.....	+1.7	-					
Assist/turnover ratio..	1.4	1.3					
STEALS.....	15	16					
Steals per game.....	5.0	5.3					
BLOCKS.....	3	5					
Blocks per game.....	1.0	1.7					
WINNING STREAK.....	2	-					
Home win streak.....	1	-					
ATTENDANCE.....	3837	4409					
Home games-Avg/Game....	2-1918	1-4409					
Neutral site-Avg/Game..	-	0-0					

SCORE BY PERIODS:	1st	2nd	Total
William and Mary.....	82	105	- 187
Opponents.....	102	91	- 193

**2006-07 William and Mary Basketball
 William and Mary Team Game-by-Game Comparison (as of Jan 06, 2007)
 Conference games**

Opponent	1st	2nd	Score	Mar	Total FG	FG Pct	3-Pointers	3FG Pct	Free Throws	FT Pct	Rebounds	Assist	TOver	Block	Steal	Fouls
TOWSON.....	25/42	35/31	60-73	(13)	19-54/26-49	.352/.531	8-29/5-20	.276/.250	14-18/16-20	.778/.800	26/37 (11)	16/17	8/13	0/1	4/7	19/14
George Mason.....	31/33	36/30	67-63	+4	24-56/22-48	.429/.458	7-23/6-23	.304/.261	12-14/13-16	.857/.813	36/24 +12	16/18	12/12	0/2	4/5	16/15
NORTHEASTERN.....	26/27	34/30	60-57	+3	19-49/19-51	.388/.373	8-22/8-24	.364/.333	14-19/11-12	.737/.917	35/28 +7	11/11	11/11	3/2	7/4	11/14

Note: Game totals are displayed in the format TEAM/OPPONENT for each category

2006-07 William and Mary Basketball
William and Mary Team Game-by-Game (as of Jan 06, 2007)
All games

TEAM STATISTICS

Opponent	Date	Score	W/L	---TOTAL---			--3-PTRS--			----REBOUNDS----							Pts---Avg			
				FG-FGA	Pct	3FG-FGA	Pct	FT-FTA	Pct	Off	Def	Tot	Avg	PF	A	TO	Blk	Stl	Pts	Avg
at Kansas State	11/11/06	60-70	L	21-53	.396	8-21	.381	10-18	.556	10	27	37	37.0	24	16	19	1	6	60	60.0
WAGNER	11/20/06	77-53	W	32-64	.500	7-19	.368	6-12	.500	10	32	42	39.5	25	16	13	4	8	77	68.5
at Holy Cross	11/25/06	57-66	L	22-56	.393	5-17	.294	8-14	.571	10	22	32	37.0	20	11	15	2	4	57	64.7
at Navy	11/28/06	63-79	L	22-55	.400	4-21	.190	15-20	.750	12	18	30	35.2	13	11	18	2	6	63	64.2
JACKSONVILLE STATE	12/01/06	59-56	W	20-49	.408	2-11	.182	17-33	.515	17	30	47	37.6	11	11	28	2	9	59	63.2
CORNELL	12/02/06	73-68	Wot	24-56	.429	9-24	.375	16-24	.667	14	19	33	36.8	15	16	13	3	7	73	64.8
TOWSON	12/05/06	60-73	L	19-54	.352	8-29	.276	14-18	.778	5	21	26	35.3	19	16	8	0	4	60	64.1
NORTH FLORIDA	12/08/06	61-44	W	20-47	.426	5-20	.250	16-25	.640	9	26	35	35.2	12	14	11	4	12	61	63.8
UMBC	12/22/06	70-58	W	21-42	.500	7-15	.467	21-22	.955	5	18	23	33.9	13	11	9	2	3	70	64.4
HAMPTON	12/28/06	72-67	W	21-41	.512	9-20	.450	21-29	.724	11	14	25	33.0	21	13	24	2	3	72	65.2
RICHMOND	12/31/06	61-53	W	20-42	.476	7-20	.350	14-25	.560	13	27	40	33.6	14	12	16	2	4	61	64.8
at George Mason	1/3/07	67-63	W	24-56	.429	7-23	.304	12-14	.857	13	23	36	33.8	16	16	12	0	4	67	65.0
NORTHEASTERN	1/6/07	60-57	W	19-49	.388	8-22	.364	14-19	.737	9	26	35	33.9	11	11	11	3	7	60	64.6
William and Mary		840		285-664	.429	86-262	.328	184-273	.674	138	303	441	33.9	214	174	197	27	77	840	64.6
Opponents		807		289-702	.412	77-285	.270	152-226	.673	142	286	428	32.9	241	161	186	33	91	807	62.1

Games played: 13
Points/game: 64.6
FG Pct: 42.9
3FG Pct: 32.8
FT Pct: 67.4

Rebounds/game: 33.9
Assists/game: 13.4
Turnovers/game: 15.2
Assist/turnover ratio: 0.9
Steals/game: 5.9
Blocks/game: 2.1

2006-07 William and Mary Basketball
William and Mary Game-by-Game Points-Rebounds-Assists (as of Jan 06, 2007)
All games

Opponent	Date	Score	WL	00	02	03	04	11	12	13	15	20
				HESS,STEV	SCHNEIDER	TRUMBOWER	SMITH,ALE	MANN,NATH	BARNETT,M	KISIELIUS	STEIN,PET	CARRABINE
at Kansas State	11/11/06	60-70	L	3- 3- 0	18- 9- 7	0- 1- 0	2- 3- 0	5- 1- 1	DNP	16- 2- 2	4- 6- 2	0- 0- 0
WAGNER	11/20/06	77-53	W	2- 3- 0	8- 2- 6	2- 1- 1	2- 5- 0	0- 3- 1	0- 1- 0	18- 2- 1	2- 0- 1	4- 1- 0
at Holy Cross	11/25/06	57-66	L	DNP	4- 1- 1	0- 1- 1	3- 2- 0	12- 6- 4	DNP	10- 3- 1	3- 0- 0	0- 0- 0
at Navy	11/28/06	63-79	L	2- 0- 0	DNP	12- 6- 4	9- 4- 1	3- 2- 3	DNP	8- 4- 0	4- 2- 0	9- 0- 0
JACKSONVILLE STATE	12/01/06	59-56	W	0- 1- 0	DNP	2- 5- 1	2- 3- 0	8- 5- 2	DNP	20- 6- 1	2- 6- 4	2- 2- 1
CORNELL	12/02/06	73-68	WO	0- 0- 0	DNP	7- 2- 5	6- 2- 0	15- 4- 1	DNP	21- 6- 4	2- 4- 2	5- 1- 0
TOWSON	12/05/06	60-73	L	0- 1- 0	18- 2- 2	2- 4- 3	0- 2- 0	6- 0- 2	DNP	0- 0- 4	6- 4- 4	10- 2- 0
NORTH FLORIDA	12/08/06	61-44	W	3- 1- 0	10- 3- 5	2- 3- 2	3- 1- 0	13- 9- 3	0- 0- 0	5- 2- 3	10- 4- 0	5- 1- 0
UMBC	12/22/06	70-58	W	4- 0- 1	11- 1- 2	6- 0- 0	9- 5- 0	5- 0- 2	DNP	19- 3- 2	4- 2- 0	5- 4- 0
HAMPTON	12/28/06	72-67	W	2- 2- 0	6- 3- 3	1- 2- 1	8- 3- 1	12- 3- 1	DNP	18- 1- 3	7- 3- 1	6- 1- 1
RICHMOND	12/31/06	61-53	W	DNP	9- 3- 0	0- 0- 1	12- 4- 0	3- 8- 4	DNP	11- 8- 3	4- 8- 1	7- 2- 0
at George Mason	1/3/07	67-63	W	DNP	10- 2- 4	0- 0- 0	11- 4- 1	14- 0- 1	DNP	9- 8- 5	4- 3- 1	5- 4- 1
NORTHEASTERN	1/6/07	60-57	W	DNP	13- 8- 2	0- 1- 1	4- 1- 1	2- 5- 1	DNP	9- 2- 2	9- 3- 0	6- 3- 2

Opponent	Date	Score	WL	22	23	24	25	45
				SUMNER,DA	DARNELL,C	PAYTON,AD	STRATTON, COFIELD,C	
at Kansas State	11/11/06	60-70	L	0- 0- 0	3- 3- 1	5- 3- 2	DNP	4- 0- 1
WAGNER	11/20/06	77-53	W	12- 3- 1	7- 5- 3	9- 8- 2	2- 1- 0	9- 5- 0
at Holy Cross	11/25/06	57-66	L	2- 4- 0	0- 0- 0	15- 5- 3	DNP	8- 6- 1
at Navy	11/28/06	63-79	L	4- 1- 1	0- 2- 1	12- 3- 1	DNP	0- 3- 0
JACKSONVILLE STATE	12/01/06	59-56	W	0- 2- 0	0- 5- 1	18- 5- 0	DNP	5- 2- 1
CORNELL	12/02/06	73-68	WO	2- 0- 0	3- 1- 3	10- 2- 1	DNP	2- 4- 0
TOWSON	12/05/06	60-73	L	0- 1- 1	2- 3- 0	16- 4- 0	DNP	0- 1- 0
NORTH FLORIDA	12/08/06	61-44	W	0- 0- 0	0- 0- 0	10- 3- 0	0- 0- 0	0- 0- 1
UMBC	12/22/06	70-58	W	DNP	0- 0- 0	7- 4- 4	DNP	DNP
HAMPTON	12/28/06	72-67	W	DNP	0- 0- 0	12- 2- 2	DNP	DNP
RICHMOND	12/31/06	61-53	W	DNP	2- 3- 1	13- 4- 2	DNP	DNP
at George Mason	1/3/07	67-63	W	DNP	2- 4- 1	12- 9- 2	DNP	DNP
NORTHEASTERN	1/6/07	60-57	W	DNP	2- 3- 0	15- 2- 2	DNP	0- 1- 0

2006-07 William and Mary Basketball
 William and Mary Season Box - Average per 40 Minutes (as of Jan 06, 2007)
 All games

# Player	Win	FGM	FGA	Pct	3FGM	3FGA	Pct	FTM	FTA	Pct	Oreb	Dreb	TReb	PF	A	T0	A/T0	Blk	Stl	Pts
12 Barrett, Marcus.....	40	0.0	0.0	.000	0.0	0.0	.000	0.0	13.3	.000	0.0	13.3	13.3	0.0	0.0	0.0	0.00	13.3	0.0	0.0
20 Kyle Carrabine.....	40	5.3	10.6	.500	3.6	8.4	.429	1.2	2.2	.556	1.0	4.1	5.1	1.4	1.2	1.2	1.00	0.2	0.5	15.4
45 Coffield, Corey.....	40	5.4	14.8	.361	0.0	0.0	.000	0.8	2.5	.333	2.5	6.6	9.1	3.7	1.6	6.2	0.27	0.4	1.6	11.5
23 Darrell, Chris.....	40	2.5	8.1	.308	0.6	2.2	.286	0.9	2.2	.429	2.5	6.5	9.0	4.7	3.4	4.3	0.79	0.9	0.6	6.5
00 Hess, Steven.....	40	3.1	6.9	.455	0.0	0.0	.000	3.8	8.1	.462	1.9	5.0	6.9	6.9	0.6	2.5	0.25	1.2	0.0	10.0
13 Kistelius, Laimis...	40	5.2	9.6	.537	1.7	3.8	.447	4.5	6.3	.726	2.0	2.7	4.7	2.1	3.1	3.6	0.86	0.8	1.2	16.6
11 Mann, Nathan.....	40	3.8	11.7	.327	1.7	7.3	.231	1.7	2.1	.789	0.7	4.5	5.2	2.5	2.9	2.1	1.37	0.2	0.9	11.0
24 Payton, Adam.....	40	5.2	12.7	.411	1.0	3.1	.333	4.3	5.1	.840	1.7	3.8	5.5	2.3	2.2	3.0	0.72	0.1	1.9	15.8
02 Schneider, David....	40	3.7	9.6	.387	2.9	7.5	.390	3.3	4.7	.703	0.8	3.6	4.3	3.5	4.1	2.7	1.52	0.0	1.9	13.7
04 Smith, Alex.....	40	6.0	11.5	.527	0.0	0.4	.000	2.7	4.4	.619	2.7	5.4	8.1	5.4	0.8	2.9	0.29	0.8	0.8	14.8
15 Stein, Peter.....	40	3.7	5.7	.658	0.1	0.4	.333	1.5	3.3	.455	2.5	4.2	6.7	4.9	2.4	3.3	0.73	0.4	0.6	9.1
25 Stratton, Chris.....	40	13.3	13.3	1.000	0.0	0.0	.000	0.0	0.0	.000	13.3	0.0	13.3	0.0	0.0	0.0	0.00	0.0	0.0	26.7
22 Summer, Danny.....	40	4.6	17.2	.265	1.0	6.6	.154	0.0	3.5	.000	4.1	1.5	5.6	0.5	1.5	2.5	0.60	0.5	1.5	10.1
03 Trumbower, Adam.....	40	1.9	4.9	.381	0.2	2.4	.100	4.0	4.5	.895	1.4	4.7	6.1	4.7	4.7	3.1	1.54	0.0	0.9	8.0
Total.....	40	21.7	50.6	.429	6.6	20.0	.328	14.0	20.8	.674	10.5	23.1	33.6	16.3	13.3	15.0	0.88	2.1	5.9	64.0
Opponents.....	40	22.0	53.5	.412	5.9	21.7	.270	11.6	17.2	.673	10.8	21.8	32.6	18.4	12.3	14.2	0.87	2.5	6.9	61.5

Note: All statistics are pro-rated based on an average per 40-minute game.

2006-07 William and Mary Basketball
William and Mary Combined Team Statistics (as of Jan 06, 2007)
Home games

RECORD:	OVERALL	HOME	AWAY	NEUTRAL
ALL GAMES.....	(8-1)	(8-1)	(0-0)	(0-0)
CONFERENCE.....	(1-1)	(1-1)	(0-0)	(0-0)
NON-CONFERENCE.....	(7-0)	(7-0)	(0-0)	(0-0)

## Player	GP-GS	---TOTAL---		---3-PTS---		---REBOUNDS---				PF FO		A TO		Blk Stl		Pts	Avg				
		Min--Avg	FG-FGA	Pct	3FG-FGA	Pct	FT-FTA	Pct	Off	Def	Tot	Avg									
13 Kisielius, Laimis..	9-8	276	30.7	38-68	.559	12-30	.400	33-47	.702	14	16	30	3.3	14	0	23	21	7	9	121	13.4
24 Payton, Adam.....	9-7	266	29.6	34-72	.472	9-20	.450	33-40	.825	7	27	34	3.8	13	1	13	21	0	15	110	12.2
02 Schneider, David...	7-6	210	30.0	20-46	.435	18-40	.450	17-24	.708	4	18	22	3.1	16	0	20	12	0	7	75	10.7
11 Mann, Nathan.....	9-8	250	27.8	21-72	.292	7-40	.175	15-17	.882	5	32	37	4.1	11	0	17	15	2	7	64	7.1
20 Carrabine, Kyle....	9-2	126	14.0	17-34	.500	11-26	.423	5-9	.556	3	14	17	1.9	6	0	4	3	1	1	50	5.6
15 Stein, Peter.....	9-7	191	21.2	18-28	.643	1-3	.333	9-20	.450	12	22	34	3.8	23	0	13	15	3	4	46	5.1
04 Smith, Alex.....	9-2	135	15.0	19-38	.500	0-1	.000	8-13	.615	9	17	26	2.9	16	0	2	10	3	2	46	5.1
22 Sumner, Danny.....	5-1	40	8.0	6-21	.286	2-9	.222	0-6	.000	5	1	6	1.2	0	2	1	1	2	14	2.8	
45 Coffield, Corey....	6-1	47	7.8	7-23	.304	0-0	.000	2-4	.500	3	10	13	2.2	8	0	2	10	1	4	16	2.7
03 Trumbower, Adam....	9-2	135	15.0	6-17	.353	1-8	.125	9-10	.900	4	14	18	2.0	15	0	15	11	0	4	22	2.4
23 Darnell, Chris.....	9-1	96	10.7	6-17	.353	1-3	.333	3-7	.429	7	13	20	2.2	11	0	8	11	2	2	16	1.8
00 Hess, Steven.....	7-0	47	6.7	3-7	.429	0-0	.000	5-9	.556	2	6	8	1.1	7	0	1	3	1	0	11	1.6
25 Stratton, Chris....	2-0	3	1.5	1-1	1.000	0-0	.000	0-0	.000	1	0	1	0.5	0	0	0	0	0	0	2	1.0
12 Barnett, Marcus....	2-0	3	1.5	0-0	.000	0-0	.000	0-1	.000	0	1	1	0.5	1	0	0	0	1	0	0	0.0
Team.....										17	22	39	4.3	0		0					

Total.....	9	1825	196-444	.441	62-180	.344	139-207	.671	93	213	306	34.0	141	1	120	133	22	57	593	65.9
Opponents.....	9	1825	194-470	.413	51-194	.263	90-137	.657	86	188	274	30.4	171	7	93	135	17	55	529	58.8

TEAM STATISTICS	W&M	OPP	DATE	OPPONENT	W/L	SCORE	ATTEND
SCORING.....	593	529	11/20/06	WAGNER	W	77-53	3197
Points per game.....	65.9	58.8	12/01/06	JACKSONVILLE STATE	W	59-56	2684
Scoring margin.....	+7.1	-	12/02/06	CORNELL	W OT	73-68	2118
FIELD GOALS-ATT.....	196-444	194-470	*12/05/06	TOWSON	L	60-73	2073
Field goal pct.....	.441	.413	12/08/06	NORTH FLORIDA	W	61-44	2135
3 POINT FG-ATT.....	62-180	51-194	12/22/06	UMBC	W	70-58	1421
3-point FG pct.....	.344	.263	12/28/06	HAMPTON	W	72-67	2107
3-pt FG made per game..	6.9	5.7	12/31/06	RICHMOND	W	61-53	1922
FREE THROWS-ATT.....	139-207	90-137	*1/6/07	NORTHEASTERN	W	60-57	1764
Free throw pct.....	.671	.657	* = Conference game				
REBOUNDS.....	306	274					
Rebounds per game.....	34.0	30.4					
Rebounding margin.....	+3.6	-					
ASSISTS.....	120	93					
Assists per game.....	13.3	10.3					
TURNOVERS.....	133	135					
Turnovers per game.....	14.8	15.0					
Turnover margin.....	+0.2	-					
Assist/turnover ratio..	0.9	0.7					
STEALS.....	57	55					
Steals per game.....	6.3	6.1					
BLOCKS.....	22	17					
Blocks per game.....	2.4	1.9					
WINNING STREAK.....	5	-					
Home win streak.....	5	-					
ATTENDANCE.....	19421	0					
Home games-Avg/Game....	9-2158	0-0					
Neutral site-Avg/Game..	-	0-0					

SCORE BY PERIODS:	1st	2nd	OT	Total
William and Mary.....	254	328	11	593
Opponents.....	222	301	6	529

2006-07 William and Mary Basketball
William and Mary Combined Team Statistics (as of Jan 03, 2007)
Away games

RECORD:	OVERALL	HOME	AWAY	NEUTRAL
ALL GAMES.....	(1-3)	(0-0)	(1-3)	(0-0)
CONFERENCE.....	(1-0)	(0-0)	(1-0)	(0-0)
NON-CONFERENCE.....	(0-3)	(0-0)	(0-3)	(0-0)

## Player	GP-GS	Min--Avg	---TOTAL---			---3-PTS---			---REBOUNDS---				PF	FO	A	TO	Blk	Stl	Pts	Avg
			FG-FGA	Pct	3FG-FGA	Pct	FT-FTA	Pct	Off	Def	Tot	Avg								
24 Payton, Adam.....	4-4	124 31.0	17-52	.327	1-10	.100	9-10	.900	10	10	20	5.0	9	0	8	8	1	4	44	11.0
13 Kisielius, Laimis..	4-4	120 30.0	13-27	.481	5-8	.625	12-15	.800	6	11	17	4.3	7	0	8	15	1	3	43	10.8
02 Schneider, David...	3-3	103 34.3	9-29	.310	5-19	.263	9-13	.692	2	10	12	4.0	11	0	12	9	0	8	32	10.7
11 Mann, Nathan.....	4-4	105 26.3	13-32	.406	8-25	.320	0-2	.000	1	8	9	2.3	11	1	9	4	0	1	34	8.5
04 Smith, Alex.....	4-0	57 14.3	10-17	.588	0-1	.000	5-8	.625	4	9	13	3.3	10	1	2	4	1	2	25	6.3
45 Cofield, Corey.....	3-1	50 16.7	6-13	.462	0-0	.000	0-2	.000	3	6	9	3.0	1	0	2	5	0	0	12	4.0
15 Stein, Peter.....	4-3	77 19.3	7-10	.700	0-0	.000	1-2	.500	5	6	11	2.8	10	0	3	7	0	0	15	3.8
20 Kyle Carrabine.....	4-0	40 10.0	5-10	.500	4-9	.444	0-0	.000	1	3	4	1.0	0	0	1	2	0	1	14	3.5
03 Trumbower, Adam....	4-0	35 8.8	2-4	.500	0-2	.000	8-9	.889	2	6	8	2.0	5	0	5	2	0	0	12	3.0
00 Hess, Steven.....	2-0	17 8.5	2-4	.500	0-0	.000	1-4	.250	1	2	3	1.5	4	0	0	1	1	0	5	2.5
22 Sumner, Danny.....	3-0	39 13.0	3-13	.231	0-4	.000	0-1	.000	3	2	5	1.7	1	0	1	4	0	1	6	2.0
23 Darnell, Chris.....	4-1	33 8.3	2-9	.222	1-4	.250	0-0	.000	1	8	9	2.3	4	0	3	3	1	0	5	1.3
Team.....									6	9	15	3.8	0		0					

Total.....	4	800	89-220	.405	24-82	.293	45-66	.682	45	90	135	33.8	73	2	54	64	5	20	247	61.8
Opponents.....	4	800	95-232	.409	26-91	.286	62-89	.697	56	98	154	38.5	70	0	68	51	16	36	278	69.5

TEAM STATISTICS	W&M	OPP	DATE	OPPONENT	W/L	SCORE	ATTEND
SCORING.....	247	278	11/11/06	at Kansas State	L	60-70	11390
Points per game.....	61.8	69.5	11/25/06	at Holy Cross	L	57-66	2103
Scoring margin.....	-7.7	-	11/28/06	at Navy	L	63-79	1285
FIELD GOALS-ATT.....	89-220	95-232	*1/3/07	at George Mason	W	67-63	4409
Field goal pct.....	.405	.409	* = Conference game				
3 POINT FG-ATT.....	24-82	26-91					
3-point FG pct.....	.293	.286					
3-pt FG made per game..	6.0	6.5					
FREE THROWS-ATT.....	45-66	62-89					
Free throw pct.....	.682	.697					
REBOUNDS.....	135	154					
Rebounds per game.....	33.8	38.5					
Rebounding margin.....	-4.7	-					
ASSISTS.....	54	68					
Assists per game.....	13.5	17.0					
TURNOVERS.....	64	51					
Turnovers per game.....	16.0	12.8					
Turnover margin.....	-3.2	-					
Assist/turnover ratio..	0.8	1.3					
STEALS.....	20	36					
Steals per game.....	5.0	9.0					
BLOCKS.....	5	16					
Blocks per game.....	1.3	4.0					
WINNING STREAK.....	1	-					
Home win streak.....	0	-					
ATTENDANCE.....	0	19187					
Home games-Avg/Game....	0-0	4-4797					
Neutral site-Avg/Game..	-	0-0					

SCORE BY PERIODS:	1st	2nd	Total	
William and Mary.....	112	135	-	247
Opponents.....	139	139	-	278

2006-07 William and Mary Basketball
William and Mary Combined Team Statistics (as of Jan 06, 2007)
Games won

RECORD:	OVERALL	HOME	AWAY	NEUTRAL
ALL GAMES.....	(9-0)	(8-0)	(1-0)	(0-0)
CONFERENCE.....	(2-0)	(1-0)	(1-0)	(0-0)
NON-CONFERENCE.....	(7-0)	(7-0)	(0-0)	(0-0)

## Player	GP-GS	---TOTAL---		---3-PTS---		---REBOUNDS---				PF FO		A TO		Blk	Stl	Pts	Avg				
		Min--Avg	FG-FGA	Pct	3FG-FGA	Pct	FT-FTA	Pct	Off	Def	Tot	Avg									
13 Kisielius, Laimis..	9-8	276	30.7	40-69	.580	12-28	.429	38-53	.717	18	20	38	4.2	16	0	24	24	7	10	130	14.4
24 Payton, Adam.....	9-8	269	29.9	32-70	.457	8-18	.444	34-40	.850	11	28	39	4.3	10	0	15	22	0	15	106	11.8
02 Schneider, David...	7-7	218	31.1	18-45	.400	16-38	.421	15-21	.714	5	17	22	3.1	16	0	22	14	0	7	67	9.6
11 Mann, Nathan.....	9-8	258	28.7	25-75	.333	11-43	.256	11-14	.786	5	32	37	4.1	11	0	16	16	2	5	72	8.0
04 Smith, Alex.....	9-1	139	15.4	23-42	.548	0-1	.000	11-16	.688	10	18	28	3.1	17	0	3	11	3	2	57	6.3
20 Carrabine, Kyle....	9-1	127	14.1	16-31	.516	9-22	.409	4-7	.571	4	15	19	2.1	4	0	5	4	1	2	45	5.0
15 Stein, Peter.....	9-8	189	21.0	17-27	.630	1-3	.333	9-19	.474	12	21	33	3.7	24	0	10	13	3	4	44	4.9
22 Sumner, Danny.....	4-1	37	9.3	6-19	.316	2-8	.250	0-6	.000	5	0	5	1.3	0	0	1	1	1	2	14	3.5
45 Cofield, Corey....	5-1	43	8.6	7-23	.304	0-0	.000	2-4	.500	2	10	12	2.4	8	0	2	10	1	4	16	3.2
03 Trumbower, Adam....	9-1	119	13.2	6-15	.400	1-7	.143	7-8	.875	3	11	14	1.6	14	0	12	10	0	4	20	2.2
00 Hess, Steven.....	6-0	41	6.8	3-7	.429	0-0	.000	5-9	.556	2	5	7	1.2	6	0	1	3	1	0	11	1.8
23 Darnell, Chris.....	9-1	103	11.4	7-22	.318	1-6	.167	1-5	.200	7	14	21	2.3	11	0	9	9	2	2	16	1.8
25 Stratton, Chris....	2-0	3	1.5	1-1	1.000	0-0	.000	0-0	.000	1	0	1	0.5	0	0	0	0	0	0	2	1.0
12 Barnett, Marcus....	2-0	3	1.5	0-0	.000	0-0	.000	0-1	.000	0	1	1	0.5	1	0	0	0	1	0	0	0.0
Team.....										16	23	39	4.3	0		0					

Total.....	9	1825		201-446	.451	61-174	.351	137-203	.675	101	215	316	35.1	138	0	120	137	22	57	600	66.7
Opponents.....	9	1825		190-469	.405	52-197	.264	87-133	.654	83	178	261	29.0	172	7	94	134	18	53	519	57.7

TEAM STATISTICS	W&M	OPP	DATE	OPPONENT	W/L	SCORE	ATTEND
SCORING.....	600	519	11/20/06	WAGNER	W	77-53	3197
Points per game.....	66.7	57.7	12/01/06	JACKSONVILLE STATE	W	59-56	2684
Scoring margin.....	+9.0	-	12/02/06	CORNELL	W OT	73-68	2118
FIELD GOALS-ATT.....	201-446	190-469	12/08/06	NORTH FLORIDA	W	61-44	2135
Field goal pct.....	.451	.405	12/22/06	UMBC	W	70-58	1421
3 POINT FG-ATT.....	61-174	52-197	12/28/06	HAMPTON	W	72-67	2107
3-point FG pct.....	.351	.264	12/31/06	RICHMOND	W	61-53	1922
3-pt FG made per game..	6.8	5.8	*1/3/07	at George Mason	W	67-63	4409
FREE THROWS-ATT.....	137-203	87-133	*1/6/07	NORTHEASTERN	W	60-57	1764
Free throw pct.....	.675	.654	* = Conference game				
REBOUNDS.....	316	261					
Rebounds per game.....	35.1	29.0					
Rebounding margin.....	+6.1	-					
ASSISTS.....	120	94					
Assists per game.....	13.3	10.4					
TURNOVERS.....	137	134					
Turnovers per game....	15.2	14.9					
Turnover margin.....	-0.3	-					
Assist/turnover ratio..	0.9	0.7					
STEALS.....	57	53					
Steals per game.....	6.3	5.9					
BLOCKS.....	22	18					
Blocks per game.....	2.4	2.0					
WINNING STREAK.....	9	-					
Home win streak.....	8	-					
ATTENDANCE.....	17348	4409					
Home games-Avg/Game....	8-2168	1-4409					
Neutral site-Avg/Game..	-	0-0					

SCORE BY PERIODS:	1st	2nd	OT	Total
William and Mary.....	260	329	11	600
Opponents.....	213	300	6	519

2006-07 William and Mary Basketball
William and Mary Combined Team Statistics (as of Dec 22, 2006)
Games lost

RECORD:	OVERALL	HOME	AWAY	NEUTRAL
ALL GAMES.....	(0-4)	(0-1)	(0-3)	(0-0)
CONFERENCE.....	(0-1)	(0-1)	(0-0)	(0-0)
NON-CONFERENCE.....	(0-3)	(0-0)	(0-3)	(0-0)

## Player	GP-GS	Min--Avg	---TOTAL---			---3-PTS---			---REBOUNDS---				PF	FO	A	TO	Blk	Stl	Pts	Avg
			FG-FGA	Pct	3FG-FGA	Pct	FT-FTA	Pct	Off	Def	Tot	Avg								
02 Schneider, David...	3-2	95 31.7	11-30	.367	7-21	.333	11-16	.688	1	11	12	4.0	11	0	10	7	0	8	40	13.3
24 Payton, Adam.....	4-3	121 30.3	19-54	.352	2-12	.167	8-10	.800	6	9	15	3.8	12	1	6	7	1	4	48	12.0
13 Kisielius, Laimis..	4-4	120 30.0	11-26	.423	5-10	.500	7-9	.778	2	7	9	2.3	5	0	7	12	1	2	34	8.5
11 Mann, Nathan.....	4-4	97 24.3	9-29	.310	4-22	.182	4-5	.800	1	8	9	2.3	11	1	10	3	0	3	26	6.5
20 Kyle Carrabine.....	4-1	39 9.8	6-13	.462	6-13	.462	1-2	.500	0	2	2	0.5	2	0	0	1	0	0	19	4.8
15 Stein, Peter.....	4-2	79 19.8	8-11	.727	0-0	.000	1-3	.333	5	7	12	3.0	9	0	6	9	0	0	17	4.3
03 Trumbower, Adam...	4-1	51 12.8	2-6	.333	0-3	.000	10-11	.909	3	9	12	3.0	6	0	8	3	0	0	14	3.5
04 Smith, Alex.....	4-1	53 13.3	6-13	.462	0-1	.000	2-5	.400	3	8	11	2.8	9	1	1	3	1	2	14	3.5
45 Coffield, Corey....	4-1	54 13.5	6-13	.462	0-0	.000	0-2	.000	4	6	10	2.5	1	0	2	5	0	0	12	3.0
00 Hess, Steven.....	3-0	23 7.7	2-4	.500	0-0	.000	1-4	.250	1	3	4	1.3	5	0	0	1	1	0	5	1.7
22 Sumner, Danny.....	4-0	42 10.5	3-15	.200	0-5	.000	0-1	.000	3	3	6	1.5	1	0	2	4	0	1	6	1.5
23 Darnell, Chris.....	4-1	26 6.5	1-4	.250	1-1	1.000	2-2	1.000	1	7	8	2.0	4	0	2	5	1	0	5	1.3
Team.....									7	8	15	3.8	0			0				

Total.....	4	800	84-218	.385	25-88	.284	47-70	.671	37	88	125	31.3	76	3	54	60	5	20	240	60.0
Opponents.....	4	800	99-233	.425	25-88	.284	65-93	.699	59	108	167	41.8	69	0	67	52	15	38	288	72.0

TEAM STATISTICS	W&M	OPP	DATE	OPPONENT	W/L	SCORE	ATTEND
SCORING.....	240	288	11/11/06	at Kansas State	L	60-70	11390
Points per game.....	60.0	72.0	11/25/06	at Holy Cross	L	57-66	2103
Scoring margin.....	-12.0	-	11/28/06	at Navy	L	63-79	1285
FIELD GOALS-ATT.....	84-218	99-233	*12/05/06	TOWSON	L	60-73	2073
Field goal pct.....	.385	.425	* = Conference game				
3 POINT FG-ATT.....	25-88	25-88					
3-point FG pct.....	.284	.284					
3-pt FG made per game..	6.3	6.3					
FREE THROWS-ATT.....	47-70	65-93					
Free throw pct.....	.671	.699					
REBOUNDS.....	125	167					
Rebounds per game.....	31.3	41.8					
Rebounding margin.....	-10.5	-					
ASSISTS.....	54	67					
Assists per game.....	13.5	16.8					
TURNOVERS.....	60	52					
Turnovers per game.....	15.0	13.0					
Turnover margin.....	-2.0	-					
Assist/turnover ratio..	0.9	1.3					
STEALS.....	20	38					
Steals per game.....	5.0	9.5					
BLOCKS.....	5	15					
Blocks per game.....	1.3	3.8					
WINNING STREAK.....	0	-					
Home win streak.....	0	-					
ATTENDANCE.....	2073	14778					
Home games-Avg/Game....	1-2073	3-4926					
Neutral site-Avg/Game..	-	0-0					

SCORE BY PERIODS:	1st	2nd	Total	
William and Mary.....	106	134	-	240
Opponents.....	148	140	-	288

2006-07 William and Mary Basketball
William and Mary Combined Team Statistics (as of Jan 06, 2007)
Last Three Games

RECORD:	OVERALL	HOME	AWAY	NEUTRAL
ALL GAMES.....	(3-0)	(2-0)	(1-0)	(0-0)
CONFERENCE.....	(2-0)	(1-0)	(1-0)	(0-0)
NON-CONFERENCE.....	(1-0)	(1-0)	(0-0)	(0-0)

## Player	GP-GS	Min--Avg	---TOTAL---			---3-PTS---			---REBOUNDS---				PF	FO	A	TO	Blk	Stl	Pts	Avg
			FG-FGA	Pct	3FG-FGA	Pct	FT-FTA	Pct	Off	Def	Tot	Avg								
24 Payton, Adam.....	3-3	97 32.3	12-30	.400	2-6	.333	14-17	.824	5	10	15	5.0	4	0	6	6	0	4	40	13.3
02 Schneider, David...	3-3	99 33.0	10-24	.417	9-21	.429	3-5	.600	4	9	13	4.3	7	0	6	7	0	4	32	10.7
13 Kisielius, Laimis..	3-3	87 29.0	9-22	.409	2-9	.222	9-14	.643	8	10	18	6.0	5	0	10	8	3	2	29	9.7
04 Smith, Alex.....	3-0	49 16.3	9-12	.750	0-0	.000	9-10	.900	3	6	9	3.0	7	0	2	4	0	1	27	9.0
11 Mann, Nathan.....	3-3	93 31.0	7-25	.280	4-14	.286	1-3	.333	2	11	13	4.3	2	0	6	6	1	2	19	6.3
20 Carrabine, Kyle....	3-0	50 16.7	6-10	.600	4-8	.500	2-4	.500	2	7	9	3.0	2	0	3	2	1	1	18	6.0
15 Stein, Peter.....	3-3	70 23.3	7-12	.583	1-2	.500	2-3	.667	5	9	14	4.7	7	0	2	3	0	1	17	5.7
23 Darnell, Chris.....	3-0	31 10.3	3-11	.273	0-5	.000	0-2	.000	4	6	10	3.3	4	0	2	2	0	0	6	2.0
03 Trumbower, Adam....	3-0	21 7.0	0-1	.000	0-0	.000	0-0	.000	0	1	1	0.3	3	0	2	1	0	0	0	0.0
45 Cofield, Corey....	1-0	3 3.0	0-0	.000	0-0	.000	0-0	.000	0	1	1	1.0	0	0	0	0	0	0	0	0.0
Team.....									2	6	8	2.7	0		0					

Total.....	3	600	63-147	.429	22-65	.338	40-58	.690	35	76	111	37.0	41	0	39	39	5	15	188	62.7
Opponents.....	3	600	62-156	.397	20-77	.260	29-37	.784	21	57	78	26.0	51	0	38	32	5	15	173	57.7

TEAM STATISTICS	W&M	OPP	DATE	OPPONENT	W/L	SCORE	ATTEND
SCORING.....	188	173	12/31/06	RICHMOND	W	61-53	1922
Points per game.....	62.7	57.7	*1/3/07	at George Mason	W	67-63	4409
Scoring margin.....	+5.0	-	*1/6/07	NORTHEASTERN	W	60-57	1764
FIELD GOALS-ATT.....	63-147	62-156	* = Conference game				
Field goal pct.....	.429	.397					
3 POINT FG-ATT.....	22-65	20-77					
3-point FG pct.....	.338	.260					
3-pt FG made per game..	7.3	6.7					
FREE THROWS-ATT.....	40-58	29-37					
Free throw pct.....	.690	.784					
REBOUNDS.....	111	78					
Rebounds per game.....	37.0	26.0					
Rebounding margin.....	+11.0	-					
ASSISTS.....	39	38					
Assists per game.....	13.0	12.7					
TURNOVERS.....	39	32					
Turnovers per game.....	13.0	10.7					
Turnover margin.....	-2.3	-					
Assist/turnover ratio..	1.0	1.2					
STEALS.....	15	15					
Steals per game.....	5.0	5.0					
BLOCKS.....	5	5					
Blocks per game.....	1.7	1.7					
WINNING STREAK.....	3	-					
Home win streak.....	2	-					
ATTENDANCE.....	3686	4409					
Home games-Avg/Game....	2-1843	1-4409					
Neutral site-Avg/Game..	-	0-0					

SCORE BY PERIODS:	1st	2nd	Total
William and Mary.....	84	104	- 188
Opponents.....	73	100	- 173

2006-07 William and Mary Basketball
William and Mary Combined Team Statistics (as of Jan 06, 2007)
Last Six Games

RECORD:	OVERALL	HOME	AWAY	NEUTRAL
ALL GAMES.....	(6-0)	(5-0)	(1-0)	(0-0)
CONFERENCE.....	(2-0)	(1-0)	(1-0)	(0-0)
NON-CONFERENCE.....	(4-0)	(4-0)	(0-0)	(0-0)

## Player	GP-GS	Min--Avg	---TOTAL---			---3-PTS---			---REBOUNDS---				PF	FO	A	TO	Blk	Stl	Pts	Avg
			FG-FGA	Pct	3FG-FGA	Pct	FT-FTA	Pct	Off	Def	Tot	Avg								
13 Kisielius, Laimis..	6-6	182 30.3	20-39	.513	6-16	.375	25-36	.694	12	12	24	4.0	10	0	18	14	7	5	71	11.8
24 Payton, Adam.....	6-6	188 31.3	21-49	.429	6-12	.500	21-24	.875	7	17	24	4.0	8	0	12	14	0	8	69	11.5
02 Schneider, David...	6-6	193 32.2	16-42	.381	15-36	.417	12-17	.706	5	15	20	3.3	13	0	16	13	0	6	59	9.8
11 Mann, Nathan.....	6-6	178 29.7	16-48	.333	7-27	.259	10-12	.833	5	20	25	4.2	7	0	12	12	1	3	49	8.2
04 Smith, Alex.....	6-0	94 15.7	18-29	.621	0-1	.000	11-13	.846	6	12	18	3.0	13	0	3	7	2	1	47	7.8
15 Stein, Peter.....	6-6	132 22.0	14-24	.583	1-3	.333	9-14	.643	7	16	23	3.8	17	0	3	7	2	4	38	6.3
20 Carrabine, Kyle....	6-0	88 14.7	12-22	.545	8-17	.471	2-4	.500	3	12	15	2.5	3	0	4	4	1	2	34	5.7
00 Hess, Steven.....	3-0	24 8.0	2-3	.667	0-0	.000	5-8	.625	2	1	3	1.0	3	0	1	2	0	0	9	3.0
03 Trumbower, Adam....	6-0	56 9.3	3-7	.429	0-2	.000	3-4	.750	2	4	6	1.0	7	0	5	7	0	3	9	1.5
23 Darnell, Chris....	6-0	55 9.2	3-12	.250	0-5	.000	0-2	.000	4	6	10	1.7	6	0	2	3	0	1	6	1.0
25 Stratton, Chris....	1-0	1 1.0	0-0	.000	0-0	.000	0-0	.000	0	0	0	0.0	0	0	0	0	0	0	0	0.0
45 Cofield, Corey....	2-0	7 3.5	0-1	.000	0-0	.000	0-0	.000	0	1	1	0.5	0	0	1	0	0	0	0	0.0
22 Sumner, Danny.....	1-0	1 1.0	0-1	.000	0-1	.000	0-0	.000	0	0	0	0.0	0	0	0	0	0	0	0	0.0
12 Barnett, Marcus....	1-0	1 1.0	0-0	.000	0-0	.000	0-0	.000	0	0	0	0.0	0	0	0	0	0	0	0	0.0
Team.....									7	18	25	4.2	0		0					
Total.....	6	1200	125-277	.451	43-120	.358	98-134	.731	60	134	194	32.3	87	0	77	83	13	33	391	65.2
Opponents.....	6	1200	122-302	.404	34-128	.266	64-91	.703	56	108	164	27.3	106	2	55	80	9	31	342	57.0

TEAM STATISTICS	W&M	OPP	DATE	OPPONENT	W/L	SCORE	ATTEND
SCORING.....	391	342	12/08/06	NORTH FLORIDA	W	61-44	2135
Points per game.....	65.2	57.0	12/22/06	UMBC	W	70-58	1421
Scoring margin.....	+8.2	-	12/28/06	HAMPTON	W	72-67	2107
FIELD GOALS-ATT.....	125-277	122-302	12/31/06	RICHMOND	W	61-53	1922
Field goal pct.....	.451	.404	*1/3/07	at George Mason	W	67-63	4409
3 POINT FG-ATT.....	43-120	34-128	*1/6/07	NORTHEASTERN	W	60-57	1764
3-point FG pct.....	.358	.266	* = Conference game				
3-pt FG made per game..	7.2	5.7					
FREE THROWS-ATT.....	98-134	64-91					
Free throw pct.....	.731	.703					
REBOUNDS.....	194	164					
Rebounds per game.....	32.3	27.3					
Rebounding margin.....	+5.0	-					
ASSISTS.....	77	55					
Assists per game.....	12.8	9.2					
TURNOVERS.....	83	80					
Turnovers per game.....	13.8	13.3					
Turnover margin.....	-0.5	-					
Assist/turnover ratio..	0.9	0.7					
STEALS.....	33	31					
Steals per game.....	5.5	5.2					
BLOCKS.....	13	9					
Blocks per game.....	2.2	1.5					
WINNING STREAK.....	6	-					
Home win streak.....	5	-					
ATTENDANCE.....	9349	4409					
Home games-Avg/Game....	5-1870	1-4409					
Neutral site-Avg/Game..	-	0-0					

SCORE BY PERIODS:	1st	2nd	Total
William and Mary.....	177	214	-
Opponents.....	143	199	-

2006-07 William and Mary Basketball
William and Mary Combined Team Statistics (as of Jan 06, 2007)
Last Nine Games

RECORD:	OVERALL	HOME	AWAY	NEUTRAL
ALL GAMES.....	(8-1)	(7-1)	(1-0)	(0-0)
CONFERENCE.....	(2-1)	(1-1)	(1-0)	(0-0)
NON-CONFERENCE.....	(6-0)	(6-0)	(0-0)	(0-0)

## Player	GP-GS	---TOTAL---		---3-PTS---		---REBOUNDS---								PF	FO	A	TO	Blk	Stl	Pts	Avg
		Min--Avg	FG-FGA	Pct	3FG-FGA	Pct	FT-FTA	Pct	Off	Def	Tot	Avg									
24 Payton, Adam.....	9-7	276	30.7	35-80	.438	8-19	.421	35-42	.833	10	25	35	3.9	14	1	13	22	0	14	113	12.6
13 Kisielius, Laimis..	9-8	277	30.8	32-63	.508	10-27	.370	38-52	.731	18	18	36	4.0	12	0	27	22	7	7	112	12.4
02 Schneider, David...	7-6	221	31.6	21-51	.412	19-44	.432	16-22	.727	5	17	22	3.1	16	0	18	14	0	7	77	11.0
11 Mann, Nathan.....	9-8	259	28.8	26-77	.338	11-46	.239	15-18	.833	5	29	34	3.8	12	0	17	16	1	6	78	8.7
04 Smith, Alex.....	9-2	137	15.2	22-39	.564	0-1	.000	11-15	.733	9	16	25	2.8	14	0	3	11	2	2	55	6.1
20 Carrabine, Kyle....	9-2	131	14.6	18-36	.500	12-28	.429	3-6	.500	4	16	20	2.2	6	0	5	4	1	2	51	5.7
15 Stein, Peter.....	9-7	210	23.3	19-30	.633	1-3	.333	9-20	.450	13	24	37	4.1	23	0	13	14	3	4	48	5.3
03 Trumbower, Adam....	9-2	123	13.7	5-15	.333	1-7	.143	9-10	.900	4	13	17	1.9	14	0	14	10	0	4	20	2.2
00 Hess, Steven.....	6-0	39	6.5	2-4	.500	0-0	.000	5-9	.556	2	3	5	0.8	5	0	1	2	0	0	9	1.5
45 Cofield, Corey....	5-1	34	6.8	3-13	.231	0-0	.000	1-2	.500	3	5	8	1.6	4	0	2	6	1	4	7	1.4
23 Darnell, Chris.....	9-1	92	10.2	4-17	.235	0-5	.000	3-7	.429	5	14	19	2.1	12	0	6	10	2	2	11	1.2
22 Sumner, Danny.....	4-1	24	6.0	1-11	.091	0-4	.000	0-6	.000	2	1	3	0.8	0	0	1	1	1	1	2	0.5
12 Barnett, Marcus....	1-0	1	1.0	0-0	.000	0-0	.000	0-0	.000	0	0	0	0.0	0	0	0	0	0	0	0	0.0
25 Stratton, Chris....	1-0	1	1.0	0-0	.000	0-0	.000	0-0	.000	0	0	0	0.0	0	0	0	0	0	0	0	0.0
Team.....										16	23	39	4.3	0		0					

Total.....	9	1825	188-436	.431	62-184	.337	145-209	.694	96	204	300	33.3	132	1	120	132	18	53	583	64.8
Opponents.....	9	1825	199-466	.427	49-186	.263	92-130	.708	78	182	260	28.9	169	6	101	128	18	57	539	59.9

TEAM STATISTICS	W&M	OPP	DATE	OPPONENT	W/L	SCORE	ATTEND
SCORING.....	583	539	12/01/06	JACKSONVILLE STATE	W	59-56	2684
Points per game.....	64.8	59.9	12/02/06	CORNELL	W OT	73-68	2118
Scoring margin.....	+4.9	-	*12/05/06	TOWSON	L	60-73	2073
FIELD GOALS-ATT.....	188-436	199-466	12/08/06	NORTH FLORIDA	W	61-44	2135
Field goal pct.....	.431	.427	12/22/06	UMBC	W	70-58	1421
3 POINT FG-ATT.....	62-184	49-186	12/28/06	HAMPTON	W	72-67	2107
3-point FG pct.....	.337	.263	12/31/06	RICHMOND	W	61-53	1922
3-pt FG made per game..	6.9	5.4	*1/3/07	at George Mason	W	67-63	4409
FREE THROWS-ATT.....	145-209	92-130	*1/6/07	NORTHEASTERN	W	60-57	1764
Free throw pct.....	.694	.708	* = Conference game				
REBOUNDS.....	300	260					
Rebounds per game.....	33.3	28.9					
Rebounding margin.....	+4.4	-					
ASSISTS.....	120	101					
Assists per game.....	13.3	11.2					
TURNOVERS.....	132	128					
Turnovers per game....	14.7	14.2					
Turnover margin.....	-0.4	-					
Assist/turnover ratio..	0.9	0.8					
STEALS.....	53	57					
Steals per game.....	5.9	6.3					
BLOCKS.....	18	18					
Blocks per game.....	2.0	2.0					
WINNING STREAK.....	6	-					
Home win streak.....	5	-					
ATTENDANCE.....	16224	4409					
Home games-Avg/Game....	8-2028	1-4409					
Neutral site-Avg/Game..	-	0-0					

SCORE BY PERIODS:	1st	2nd	OT	Total
William and Mary.....	254	318	11	583
Opponents.....	235	298	6	539

2006-07 William and Mary Basketball
 William and Mary High/Low Analysis (as of Jan 06, 2007)
 All games

William and Mary - TEAM GAME HIGHS

POINTS.....	77	vs Wagner (11/20/06)
	73	vs Cornell (12/02/06)
	72	vs Hampton (12/28/06)
	70	vs UMBC (12/22/06)
	67	at George Mason (1/3/07)
FIELD GOALS MADE.....	32	vs Wagner (11/20/06)
	24	at George Mason (1/3/07)
	24	vs Cornell (12/02/06)
FIELD GOAL ATTEMPTS.....	64	vs Wagner (11/20/06)
	56	at George Mason (1/3/07)
	56	vs Cornell (12/02/06)
	56	at Holy Cross (11/25/06)
FIELD GOAL PERCENTAGE.....	.512 (21-41)	vs Hampton (12/28/06)
	.500 (32-64)	vs Wagner (11/20/06)
	.500 (21-42)	vs UMBC (12/22/06)
3 PT FIELD GOALS MADE.....	9	vs Hampton (12/28/06)
	9	vs Cornell (12/02/06)
3 PT FG ATTEMPTS.....	29	vs Towson (12/05/06)
	24	vs Cornell (12/02/06)
3 PT FG PERCENTAGE.....	.467 (7-15)	vs UMBC (12/22/06)
	.450 (9-20)	vs Hampton (12/28/06)
FREE THROWS MADE.....	21	vs Hampton (12/28/06)
	21	vs UMBC (12/22/06)
FREE THROW ATTEMPTS.....	33	vs Jacksonville State (12/01/06)
	29	vs Hampton (12/28/06)
FREE THROW PERCENTAGE.....	.955 (21-22)	vs UMBC (12/22/06)
	.857 (12-14)	at George Mason (1/3/07)
REBOUNDS.....	47	vs Jacksonville State (12/01/06)
	42	vs Wagner (11/20/06)
ASSISTS.....	16	at George Mason (1/3/07)
	16	vs Towson (12/05/06)
	16	vs Cornell (12/02/06)
	16	vs Wagner (11/20/06)
	16	at Kansas State (11/11/06)
STEALS.....	12	vs North Florida (12/08/06)
	9	vs Jacksonville State (12/01/06)
BLOCKED SHOTS.....	4	vs North Florida (12/08/06)
	4	vs Wagner (11/20/06)
TURNOVERS.....	28	vs Jacksonville State (12/01/06)
	24	vs Hampton (12/28/06)
FOULS.....	25	vs Wagner (11/20/06)
	24	at Kansas State (11/11/06)

2006-07 William and Mary Basketball
 William and Mary High/Low Analysis (as of Jan 06, 2007)
 All games

Opponent - GAME HIGHS

POINTS.....	79	at Navy (11/28/06)
	73	vs Towson (12/05/06)
	70	at Kansas State (11/11/06)
	68	vs Cornell (12/02/06)
	67	vs Hampton (12/28/06)
FIELD GOALS MADE.....	27	at Navy (11/28/06)
	26	vs Towson (12/05/06)
	26	vs Cornell (12/02/06)
FIELD GOAL ATTEMPTS.....	80	at Kansas State (11/11/06)
	62	vs Jacksonville State (12/01/06)
FIELD GOAL PERCENTAGE.....	.614 (27-44)	at Navy (11/28/06)
	.531 (26-49)	vs Towson (12/05/06)
3 PT FIELD GOALS MADE.....	9	at Navy (11/28/06)
	8	vs Northeastern (1/6/07)
	8	vs Wagner (11/20/06)
3 PT FG ATTEMPTS.....	31	vs Wagner (11/20/06)
	30	vs Richmond (12/31/06)
3 PT FG PERCENTAGE.....	.643 (9-14)	at Navy (11/28/06)
	.368 (7-19)	vs Cornell (12/02/06)
FREE THROWS MADE.....	19	vs Hampton (12/28/06)
	17	at Holy Cross (11/25/06)
FREE THROW ATTEMPTS.....	31	vs Hampton (12/28/06)
	27	at Kansas State (11/11/06)
FREE THROW PERCENTAGE.....	.917 (11-12)	vs Northeastern (1/6/07)
	.867 (13-15)	vs UMBC (12/22/06)
REBOUNDS.....	59	at Kansas State (11/11/06)
	43	at Holy Cross (11/25/06)
ASSISTS.....	20	at Navy (11/28/06)
	18	at George Mason (1/3/07)
STEALS.....	14	vs Jacksonville State (12/01/06)
	12	at Holy Cross (11/25/06)
BLOCKED SHOTS.....	8	at Kansas State (11/11/06)
	5	at Holy Cross (11/25/06)
TURNOVERS.....	21	vs Hampton (12/28/06)
	19	vs Jacksonville State (12/01/06)
	19	vs Wagner (11/20/06)
FOULS.....	25	vs Jacksonville State (12/01/06)
	24	vs Hampton (12/28/06)
	24	vs Cornell (12/02/06)

2006-07 William and Mary Basketball
 William and Mary High/Low Analysis (as of Jan 06, 2007)
 All games

William and Mary - GAME LOWS

POINTS.....	57	at Holy Cross (11/25/06)
	59	vs Jacksonville State (12/01/06)
	60	at Kansas State (11/11/06)
	60	vs Towson (12/05/06)
	60	vs Northeastern (1/6/07)
FIELD GOALS MADE.....	19	vs Towson (12/05/06)
	19	vs Northeastern (1/6/07)
FIELD GOAL ATTEMPTS.....	41	vs Hampton (12/28/06)
	42	vs UMBC (12/22/06)
	42	vs Richmond (12/31/06)
FIELD GOAL PERCENTAGE.....	.352 (19-54)	vs Towson (12/05/06)
	.388 (19-49)	vs Northeastern (1/6/07)
3 PT FIELD GOALS MADE.....	2	vs Jacksonville State (12/01/06)
	4	at Navy (11/28/06)
3 PT FG ATTEMPTS.....	11	vs Jacksonville State (12/01/06)
	15	vs UMBC (12/22/06)
3 PT FG PERCENTAGE.....	.182 (2-11)	vs Jacksonville State (12/01/06)
	.190 (4-21)	at Navy (11/28/06)
FREE THROWS MADE.....	6	vs Wagner (11/20/06)
	8	at Holy Cross (11/25/06)
FREE THROW ATTEMPTS.....	12	vs Wagner (11/20/06)
	14	at Holy Cross (11/25/06)
	14	at George Mason (1/3/07)
FREE THROW PERCENTAGE.....	.500 (6-12)	vs Wagner (11/20/06)
	.515 (17-33)	vs Jacksonville State (12/01/06)
REBOUNDS.....	23	vs UMBC (12/22/06)
	25	vs Hampton (12/28/06)
ASSISTS.....	11	at Holy Cross (11/25/06)
	11	at Navy (11/28/06)
	11	vs Jacksonville State (12/01/06)
	11	vs UMBC (12/22/06)
	11	vs Northeastern (1/6/07)
STEALS.....	3	vs UMBC (12/22/06)
	3	vs Hampton (12/28/06)
BLOCKED SHOTS.....	0	vs Towson (12/05/06)
	0	at George Mason (1/3/07)
TURNOVERS.....	8	vs Towson (12/05/06)
	9	vs UMBC (12/22/06)
FOULS.....	11	vs Jacksonville State (12/01/06)
	11	vs Northeastern (1/6/07)

2006-07 William and Mary Basketball
 William and Mary High/Low Analysis (as of Jan 06, 2007)
 All games

Opponent - GAME LOWS

POINTS.....	44	vs North Florida (12/08/06)
	53	vs Wagner (11/20/06)
	53	vs Richmond (12/31/06)
	56	vs Jacksonville State (12/01/06)
	57	vs Northeastern (1/6/07)
FIELD GOALS MADE.....	17	vs Wagner (11/20/06)
	18	vs North Florida (12/08/06)
FIELD GOAL ATTEMPTS.....	44	at Navy (11/28/06)
	45	vs UMBC (12/22/06)
FIELD GOAL PERCENTAGE.....	.300 (24-80)	at Kansas State (11/11/06)
	.327 (17-52)	vs Wagner (11/20/06)
3 PT FIELD GOALS MADE.....	3	vs Jacksonville State (12/01/06)
	3	vs UMBC (12/22/06)
3 PT FG ATTEMPTS.....	14	at Navy (11/28/06)
	14	vs UMBC (12/22/06)
3 PT FG PERCENTAGE.....	.158 (3-19)	vs Jacksonville State (12/01/06)
	.200 (5-25)	at Holy Cross (11/25/06)
	.200 (6-30)	vs Richmond (12/31/06)
FREE THROWS MADE.....	3	vs Jacksonville State (12/01/06)
	3	vs North Florida (12/08/06)
FREE THROW ATTEMPTS.....	8	vs Jacksonville State (12/01/06)
	8	vs North Florida (12/08/06)
FREE THROW PERCENTAGE.....	.375 (3-8)	vs Jacksonville State (12/01/06)
	.375 (3-8)	vs North Florida (12/08/06)
REBOUNDS.....	24	vs UMBC (12/22/06)
	24	at George Mason (1/3/07)
ASSISTS.....	4	vs Hampton (12/28/06)
	6	vs UMBC (12/22/06)
STEALS.....	0	vs North Florida (12/08/06)
	3	vs Wagner (11/20/06)
BLOCKED SHOTS.....	0	vs UMBC (12/22/06)
	0	vs Hampton (12/28/06)
TURNOVERS.....	9	at Kansas State (11/11/06)
	9	vs Richmond (12/31/06)
FOULS.....	14	vs Towson (12/05/06)
	14	vs Northeastern (1/6/07)

2006-07 William and Mary Basketball
 William and Mary High/Low Analysis (as of Jan 06, 2007)
 All games

William and Mary - INDIVIDUAL GAME HIGHS

POINTS.....	21	Kisielius, Laimis vs Cornell (12/02/06)	
	20	Kisielius, Laimis vs Jacksonville State (12/01/06)	
	19	Kisielius, Laimis vs UMBC (12/22/06)	
	18	Kisielius, Laimis vs Hampton (12/28/06)	
	18	Schneider, David vs Towson (12/05/06)	
	18	Payton, Adam vs Jacksonville State (12/01/06)	
	18	Kisielius, Laimis vs Wagner (11/20/06)	
	18	Schneider, David at Kansas State (11/11/06)	
	FIELD GOALS MADE.....	8	Kisielius, Laimis vs Wagner (11/20/06)
		7	Payton, Adam vs Towson (12/05/06)
		7	Kisielius, Laimis vs Cornell (12/02/06)
	FIELD GOAL ATT.....	16	Payton, Adam vs Towson (12/05/06)
		16	Payton, Adam at Navy (11/28/06)
		FG PCT (min 5 made).....	.833 (5-6)
	.714 (5-7)		Kisielius, Laimis vs UMBC (12/22/06)
	.714 (5-7)		Kisielius, Laimis at Kansas State (11/11/06)
	3 PT FG MADE.....	4	Schneider, David vs Northeastern (1/6/07)
		4	Mann, Nathan at George Mason (1/3/07)
4		Schneider, David vs Towson (12/05/06)	
4		Mann, Nathan vs Cornell (12/02/06)	
3 PT FG ATTEMPTS.....	10	Mann, Nathan vs Cornell (12/02/06)	
	9	Mann, Nathan at George Mason (1/3/07)	
	9	Schneider, David at Kansas State (11/11/06)	
3-PT FG PCT (min 2 made).....	1.000 (3-3)	Kisielius, Laimis at Kansas State (11/11/06)	
	1.000 (2-2)	Payton, Adam vs Hampton (12/28/06)	
	1.000 (2-2)	Kisielius, Laimis vs Hampton (12/28/06)	
FREE THROWS MADE.....	9	Kisielius, Laimis vs Jacksonville State (12/01/06)	
	8	Payton, Adam vs Northeastern (1/6/07)	
	8	Kisielius, Laimis vs Hampton (12/28/06)	
	8	Payton, Adam vs Cornell (12/02/06)	
	8	Trumbower, Adam at Navy (11/28/06)	
FREE THROW ATT.....	12	Kisielius, Laimis vs Hampton (12/28/06)	
	12	Kisielius, Laimis vs Jacksonville State (12/01/06)	
FT PCT (min 3 made).....	1.000 (4-4)	Payton, Adam vs UMBC (12/22/06)	
	1.000 (4-4)	Mann, Nathan vs North Florida (12/08/06)	
	1.000 (4-4)	Schneider, David vs North Florida (12/08/06)	
	1.000 (4-4)	Mann, Nathan vs Towson (12/05/06)	
	1.000 (4-4)	Kisielius, Laimis vs Cornell (12/02/06)	
	1.000 (3-3)	Smith, Alex at George Mason (1/3/07)	
	1.000 (3-3)	Stein, Peter vs Hampton (12/28/06)	
REBOUNDS.....	1.000 (3-3)	Mann, Nathan vs UMBC (12/22/06)	
	9	Payton, Adam at George Mason (1/3/07)	
	9	Mann, Nathan vs North Florida (12/08/06)	
	9	Schneider, David at Kansas State (11/11/06)	
ASSISTS.....	7	Schneider, David at Kansas State (11/11/06)	
	6	Schneider, David vs Wagner (11/20/06)	
STEALS.....	4	Schneider, David at Kansas State (11/11/06)	
	3	Trumbower, Adam vs North Florida (12/08/06)	
	3	Payton, Adam vs North Florida (12/08/06)	
	3	Payton, Adam vs Cornell (12/02/06)	
	3	Cofield, Corey vs Jacksonville State (12/01/06)	
	3	Schneider, David at Holy Cross (11/25/06)	
	3	Kisielius, Laimis vs Wagner (11/20/06)	

BLOCKED SHOTS.....	2	Kisielius, Laimis vs Richmond (12/31/06)
	2	Smith, Alex vs Hampton (12/28/06)
	2	Kisielius, Laimis vs UMBC (12/22/06)
	2	Stein, Peter vs North Florida (12/08/06)
	2	Kisielius, Laimis vs North Florida (12/08/06)
	2	Darnell, Chris vs Cornell (12/02/06)
TURNOVERS.....	6	Kisielius, Laimis vs Jacksonville State (12/01/06)
	5	Cofield, Corey vs Jacksonville State (12/01/06)
	5	Kisielius, Laimis at Holy Cross (11/25/06)
	5	Schneider, David at Kansas State (11/11/06)
FOULS.....	5	Payton, Adam vs Towson (12/05/06)
	5	Smith, Alex at Holy Cross (11/25/06)
	5	Mann, Nathan at Kansas State (11/11/06)