

2006-07

Tribe

MEN'S BASKETBALL

MEN'S BASKETBALL CONTACT/ASSOCIATE DIRECTOR: KRIS SEARS - PHONE: 757-221-3368 - EMAIL: KASEAR@WM.EDU - FAX: 757-221-3412

GEORGIA STATE (7-12, 3-6 CAA)
AT
WILLIAM AND MARY TRIBE (10-9, 3-6 CAA)

Jan. 27, 2007 • 7:00 PM
Kaplan Arena (8,600)
Williamsburg, Va.

W&M RETURNS HOME TO BATTLE GEORGIA STATE

After playing the last two games on the road, the William and Mary men's basketball team returns to the friendly confines of Kaplan Arena for a Jan. 27 tilt with Georgia State. It will be the second meeting between the two schools this season, as the Tribe claimed a 57-43 win in Atlanta on Jan. 8. Tip-off is slated for 7 p.m.

The College held Old Dominion to 19.4 percent shooting in the opening half, but could not hold on as ODU tallied a 59-44 victory on Jan. 24. Senior guard Adam Payton continued to lead the Tribe, topping the team for the eighth time this season. Payton finished with 15 points and six rebounds. Georgia State is coming off its second straight home loss. The Panthers fell to Hofstra, 76-63, on Jan. 24.

The game can be heard live over the Tribe Radio Network with Jay Colley, Bill McDonald and Charlie Woollum on the call. The contest also can be followed live over the Internet at TribeAthletics.com.

STORY LINES

- The contest will be a battle of the top two 3-point field goal percentage defenses in the CAA. Georgia State limits opponents to 29 percent from 3-point range, while the Tribe holds foes to 29.8 percent from long range.

- Senior guard Adam Payton will look to continue his stellar play. Over the Tribe last five games, Payton is averaging 17.4 points per game while shooting over 52 percent from the floor.

PROBABLE STARTING LINEUPS

WILLIAM AND MARY TRIBE

Pos.	No.	Name	Ht.	Wt.	Cl./El.	PPG	APG	RPG	Other
G	2	David Schneider	6-3	175	Fr./Fr.	9.8	2.9	3.7	
G	11	Nathan Mann	6-2	190	Jr./Jr.	7.5	2.2	3.5	
G	24	Adam Payton	6-3	195	5th/Sr.	13.1	1.7	4.1	1.7 SPG
F	13	Laimis Kisielius	6-8	210	Jr./Jr.	11.6	2.4	3.8	.441 3FG%
F	15	Peter Stein	6-9	225	So./So.	4.6	1.2	3.1	.597 FG%

GEORGIA STATE PANTHERS

Pos.	No.	Name	Ht.	Wt.	Cl./El.	PPG	APG	RPG	Other
F	2	Lance Perique	6-8	210	Sr./Sr.	15.4	0.8	5.3	.480 FG%
F	20	Ryan McBride	6-6	180	Jr./Jr.	7.1	1.2	3.2	
C	50	Deven Dickerson	6-9	260	Jr./Jr.	3.1	0.2	3.8	1.3 BPG
G	21	Leonard Mendez	6-4	170	So./So.	12.4	2.1	4.1	.469 3FG%
G	4	Norman Mitchell	6-4	180	Fr./Fr.	2.4	0.9	1.2	

2006-07 W&M MEN'S BASKETBALL SCHEDULE

Overall: 10-9 Home: 8-3 Away: 2-6 Conference: 3-6

NOVEMBER

1	BARTON COLLEGE (exh.)	W, 85-73
11	at Kansas State	L, 60-70
20	WAGNER	W, 77-53
25	at Holy Cross	L, 57-66
28	at Navy	L, 63-79

DECEMBER

2006 W&M TIP-OFF CLASSIC (WILLIAMSBURG, VA.)

1	Cornell vs. VMI	Cornell, 99-94
1	JACKSONVILLE STATE	W, 59-56
2	Jacksonville State vs. VMI	Jacksonville State, 87-85
2	CORNELL	W, 73-68 (OT)
5	TOWSON * (TV - CSN-MA; CSN-P)	L, 60-73
8	NORTH FLORIDA	W, 61-44
22	UMBC	W, 70-58
28	HAMPTON	W, 72-67
31	RICHMOND	W, 61-53

JANUARY

3	at George Mason *	W, 67-63
6	NORTHEASTERN (TV - CN8) *	W, 60-57
8	at Georgia State *	W, 57-43
10	VIRGINIA COMMONWEALTH *	L, 77-88
13	at Delaware *	L, 62-77
16	GEORGE MASON (TV - ESPN Regional) * L, 63-76	
20	at Hofstra *	L, 69-77
24	at Old Dominion *	L, 44-59
27	GEORGIA STATE *	7 PM
29	at Virginia Commonwealth *	7:30 PM
31	JAMES MADISON *	7 PM

FEBRUARY

3	UNC WILMINGTON * (TV - WSKY)	7 PM
7	at James Madison *	7 PM
10	at UNC Wilmington *	7 PM
14	DREXEL *	7 PM
17	ESPN BracketBusters (Away)	
21	at Drexel *	7:30 PM
24	OLD DOMINION *	2 PM

MARCH

2	CAA Tournament First Round (Richmond, Va.)
3	CAA Tournament Quarterfinals (Richmond, Va.)
4	CAA Tournament Semifinals (Richmond, Va.)
5	CAA Tournament Final (Richmond, Va.)

* Colonial Athletic Association game

CSN-MA - Comcast SportsNet Mid-Atlantic

CSN-P - Comcast SportsNet Philadelphia



MEDIA INFORMATION

WILLIAM AND MARY SPORTS INFORMATION
 Kris Sears, Assoc. Director (MBK Contact)
 Office: (757) 221-3368
 Cell: (765) 860-1205
 E-mail: kasear@wm.edu
 Fax: (757) 221-3412
 Website: www.TribeAthletics.com

CAA TELEPHONIC PRESS CONFERENCES

Members of the media are invited to participate in the CAA's weekly telephonic press conference series. The first call will occur on Jan. 2, continuing each Tuesday morning through Feb. 27. CAA coaches will be available to answer questions beginning at 10 AM. The weekly lineup is listed below. The phone number to take part in the call is **888-889-5244**. Members of the media should contact **Rob Washburn (804-754-1616)** at the CAA office for the password to access the call.

- 10:00 Tom Pecora (Hofstra)
- 10:10 Bill Coen (Northeastern)
- 10:20 Anthony Grant (VCU)
- 10:30 Blaine Taylor (Old Dominion)
- 10:40 Tony Shaver (William and Mary)**
- 10:50 Brad Brownell (UNC Wilmington)
- 11:00 Dean Keener (James Madison)
- 11:10 Jim Larranaga (George Mason)
- 11:20 Pat Kennedy (Towson)
- 11:30 Monte Ross (Delaware)
- 11:40 Bruiser Flint (Drexel)
- 11:50 Michael Perry (Georgia State)

WILLIAM AND MARY RADIO NETWORK

Teaming up once again to call all the action of Tribe basketball over the airwaves will be **Jay Colley, Charlie Woollum and Bill McDonald**.

The flagship stations for the radio network are WYTD, 92.3 FM, and WBACH, 107.9 FM. W&M games can be heard on all of the following stations:

- WYTD (92.3 FM) Williamsburg
- WBACH (107.9 FM) Williamsburg
- WCLM (1450 AM) Richmond
- WBRG (1050 AM) Lynchburg

Tribe basketball games can also be heard live via the Internet. Go to the W&M website: **www.TribeAthletics.com** and click on the "Live Audio" link for more information.

ON THE INTERNET

For complete coverage of all 23 of William and Mary's teams on the Internet, go to **www.TribeAthletics.com**. The official site of Tribe athletics features the most recent press releases, statistics and schedule information, as well as the latest basketball game notes and season updates.

VIA CELL PHONE

Fans can have final scores for all W&M sports sent as a text message to a cell phone. "eSCORES" is a free service available from Stretch Internet, the Tribe's Internet broadcast partner. To sign up for this service, go to the W&M web site: **www.TribeAthletics.com** and click on the "eSCORES" link at the top of the page.

TRIBE PLAYERS CAREER VS. GEORGIA STATE

Marcus Barnett															
Date	Starts	Min	FG-A	Pct	3FG-A	Pct	FT-A	Pct	O-D	Tot	PF	A	TO	B S	Pts
1/8/07		0+	0-0	.000	0-0	.000	0-0	.000	0-0	0	0	0	1	0 0	0
Totals	1/0	0-0.0	0-0	.000	0-0	.000	0-0	.000	0-0	0	0	0	1	0 0	0
Chris Darnell															
Date	Starts	Min	FG-A	Pct	3FG-A	Pct	FT-A	Pct	O-D	Tot	PF	A	TO	B S	Pts
1/14/06		8	1-3	.333	0-0	.000	0-0	.000	1-1	2	0	0	1	0 0	2
2/4/06		18	3-6	.500	0-0	.000	0-1	.000	1-3	4	0	2	1	1 1	6
1/8/07		14	2-2	1.000	0-0	.000	1-2	.500	0-1	1	2	0	0	1 0	5
Totals	3/0	30-10.0	6-11	.545	0-0	.000	1-3	.333	2-5	7-2.3	2	2	2	2 1	13-4.3
Kyle Carrabine															
Date	Starts	Min	FG-A	Pct	3FG-A	Pct	FT-A	Pct	O-D	Tot	PF	A	TO	B S	Pts
2/4/06		2	1-1	1.000	0-0	.000	0-0	.000	0-0	0	0	0	0	0 0	2
1/8/07		19	2-4	.500	1-2	.500	0-0	.000	0-1	1	1	0	1	0 1	5
Totals	2/0	21-10.5	3-5	.600	1-2	.500	0-0	.000	0-1	1-0.5	1	0	1	0 1	7-3.5
Steven Hess															
Date	Starts	Min	FG-A	Pct	3FG-A	Pct	FT-A	Pct	O-D	Tot	PF	A	TO	B S	Pts
1/8/07		0+	0-0	.000	0-0	.000	0-0	.000	0-0	0	0	0	0	0 0	0
Totals	1/0	0-0.0	0-0	.000	0-0	.000	0-0	.000	0-0	0	0	0	0	0 0	0
Laimis Kisielius															
Date	Starts	Min	FG-A	Pct	3FG-A	Pct	FT-A	Pct	O-D	Tot	PF	A	TO	B S	Pts
1/14/06		10	0-1	.000	0-1	.000	0-0	.000	1-0	1	4	0	2	0 0	0
2/4/06	*	24	5-7	.714	1-2	.500	3-4	.750	0-3	3	3	3	4	0 0	14
1/8/07	*	26	4-9	.444	3-4	.750	1-2	.500	1-2	3	3	1	2	0 1	12
Totals	3/2	60-20.0	9-17	.529	4-7	.571	4-6	.667	2-5	7-2.3	10	4	8	0 1	26-8.7
Nathan Mann															
Date	Starts	Min	FG-A	Pct	3FG-A	Pct	FT-A	Pct	O-D	Tot	PF	A	TO	B S	Pts
1/14/06		19	6-7	.857	5-6	.833	4-5	.800	0-3	3	4	2	0	0 0	21
2/4/06		25	2-6	.333	2-4	.500	0-0	.000	0-1	1	1	2	1	0 0	6
1/8/07	*	29	3-9	.333	1-6	.167	0-0	.000	1-5	6	0	4	1	0 1	7
Totals	3/1	73-24.3	11-22	.500	8-16	.500	4-5	.800	1-9	10-3.3	5	8	2	0 1	34-11.3
Adam Payton															
Date	Starts	Min	FG-A	Pct	3FG-A	Pct	FT-A	Pct	O-D	Tot	PF	A	TO	B S	Pts
1/14/06	*	22	2-3	.667	0-0	.000	3-6	.500	3-1	4	5	1	3	0 0	7
2/4/06	*	21	1-3	.333	0-1	.000	2-2	1.000	0-3	3	2	3	2	0 1	4
1/8/07	*	28	3-8	.375	0-2	.000	1-1	1.000	2-2	4	0	1	4	0 1	7
Totals	3/3	71-23.7	6-14	.429	0-3	.000	6-9	.667	5-6	11-3.7	7	5	9	0 2	18-6.0
David Schneider															
Date	Starts	Min	FG-A	Pct	3FG-A	Pct	FT-A	Pct	O-D	Tot	PF	A	TO	B S	Pts
1/8/07	*	33	3-9	.333	1-6	.167	0-2	.000	1-5	6	2	4	2	0 2	7
Totals	1/1	33-33.0	3-9	.333	1-6	.167	0-2	.000	1-5	6-6.0	2	4	2	0 2	7-7.0
Alex Smith															
Date	Starts	Min	FG-A	Pct	3FG-A	Pct	FT-A	Pct	O-D	Tot	PF	A	TO	B S	Pts
1/14/06		8	0-2	.000	0-0	.000	0-2	.000	0-1	1	1	0	0	0 0	0
2/4/06		14	3-3	1.000	0-0	.000	1-1	1.000	1-3	4	2	1	1	0 0	7
1/8/07		11	3-3	1.000	1-1	1.000	0-0	.000	0-1	1	4	0	2	0 0	7
Totals	3/0	33-11.0	6-8	.750	1-1	1.000	1-3	.333	1-5	6-2.0	7	1	3	0 0	14-4.7
Peter Stein															
Date	Starts	Min	FG-A	Pct	3FG-A	Pct	FT-A	Pct	O-D	Tot	PF	A	TO	B S	Pts
2/4/06		16	1-1	1.000	0-0	.000	0-0	.000	0-0	0	2	0	2	0 0	2
1/8/07	*	26	2-2	1.000	1-1	1.000	0-0	.000	1-6	7	2	4	2	0 0	5
Totals	2/1	42-21.0	3-3	1.000	1-1	1.000	0-0	.000	1-6	7-3.5	4	4	4	0 0	7-3.5
Chris Stratton															
Date	Starts	Min	FG-A	Pct	3FG-A	Pct	FT-A	Pct	O-D	Tot	PF	A	TO	B S	Pts
2/4/06		1	0-0	.000	0-0	.000	0-0	.000	0-0	0	0	0	0	0 0	0
1/8/07		0+	0-0	.000	0-0	.000	0-0	.000	0-0	0	0	0	0	0 0	0
Totals	2/0	1-0.5	0-0	.000	0-0	.000	0-0	.000	0-0	0	0	0	0	0 0	0
Danny Sumner															
Date	Starts	Min	FG-A	Pct	3FG-A	Pct	FT-A	Pct	O-D	Tot	PF	A	TO	B S	Pts
1/8/07		3	1-1	1.000	0-0	.000	0-0	.000	0-0	0	0	0	0	0 0	2
Totals	1/0	3-3.0	1-1	1.000	0-0	.000	0-0	.000	0-0	0-0.0	0	0	0	0 0	2-2.0
Adam Trumbower															
Date	Starts	Min	FG-A	Pct	3FG-A	Pct	FT-A	Pct	O-D	Tot	PF	A	TO	B S	Pts
2/4/06		1	0-0	.000	0-0	.000	1-2	.500	0-0	0	0	0	0	0 1	1
1/8/07		9	0-1	.000	0-1	.000	0-0	.000	0-1	1	0	0	0	0 0	0
Totals	2/0	10-5.0	0-1	.000	0-1	.000	1-2	.500	0-1	1-0.5	0	0	0	0 1	1-0.5

SCOUTING GEORGIA STATE

After winning back-to-back conference games, the Panthers dropped two straight home affairs in league play. Georgia State enters the contest with W&M at 7-12 overall and 3-6 in league play. GSU dropped a 59-52 affair to James Madison on Jan. 20, before falling to Hofstra, 76-63, on Jan. 24. Georgia State owns CAA wins over UNC Wilmington, Delaware and Towson.

The Tribe won the previous meeting with the Panthers in Atlanta, 57-43. The W&M defense put the clamps on GSU. The College limited Georgia State to 24.1 percent (7-of-29) shooting in the first half and only 32.7 percent (16-of-49) for the game. W&M continued to play stellar defense on the 3-point shot, limiting GSU to only 26.7 percent from

downtown. Junior Laimis Kisielius led the balance Tribe attack with 12 points. In total, eight different W&M players scored five or more points.

Georgia State is led in scoring by forward Lance Perique, who averages 15.4 points per game. He also averages 5.3 rebounds per contest, while shooting 48 percent from the floor. Leonard Mendez and Rashad Chase also average in double figures for the Panthers at 12.4 and 10.8 points per game, respectively. Chase tops GSU in rebounds at 7.8 per contest.

With its victory earlier this season, the Tribe holds the series advantage at 2-1. Last season the two teams split their pair of contests. The 2005-06 season was the first in the CAA for Georgia State.

RECAPING OLD DOMINION

Despite holding the Monarchs to 19.4 percent field-goal shooting in the first half, the Tribe fell at Old Dominion, 59-44, at the Ted Constant Convocation Center. The College led by 13 points at the break, but could not find an answer for a second-half Monarch surge. W&M fell to 10-9 overall and 3-6 in the CAA, while ODU improved to 13-7 on the year and 6-3 in league play.

Senior guard Adam Payton led the Tribe with 15 points and six rebounds, including a perfect 5-of-5 effort from the free throw line. Eight other William and Mary players found the scoring column during the contest. Freshman guard David Schneider added nine points, connecting on 3-of-7 from beyond the 3-point arc, while senior guard Adam Trumbower recorded a pair of treys for six points.

The Tribe jumped out to an early 8-0 lead with a 3-point bucket by junior forward Laimis Kisielius, a lay-up by sophomore Peter Stein, and Schneider's first three. But it was the Tribe defense who stole the show in the opening 20 minutes. The College held the Monarchs without a field goal for the opening 6:35 of the contest. During the stretch, ODU missed its first seven attempts.

The Tribe defense continued to play their game as they held Old Dominion to only seven points prior to the under four-minute media timeout. The W&M lead reached as many as 17 in the opening stanza.

The Tribe pushed its lead to 13 with a pair of treys by Trumbower and junior guard Kyle Carrabine. ODU forward Valdas Vasylius began to chip at the lead with a jumper at 8:06, cutting the deficit to 18-7. The Tribe answered back with six straight points, as Payton hit four free throws and knocked down a jumper in the lane. The points pushed the College's cushion to 24-7 with 4:44 remaining.

The Monarchs cut the deficit again to 13 before the half, scoring seven of the final 10 points. A Drew Williamson lay-up in the waning seconds of the first period made it 27-14 at the break. W&M limited ODU to 19.4 percent (6-of-31) from the floor, including a 0-of-14 effort from 3-point range. W&M countered with 44.4 percent shooting (8-of-18) to go along with five 3-point field goals.

The second half started with a completely different tune as the Monarchs opened with a 14-0 run in the first five minutes, ending on Williamson's trey. The bucket marked both ODU's first 3-point field goal and lead of the game, 28-27, at the 14:57 mark. The Tribe answered with a 3-point trey from Schneider to retake the lead, 30-28.

The Monarchs tied it at 30 with 14:09 remaining. The two teams traded baskets for the next several minutes as freshman forward Steven Hess and Payton laid in a couple buckets. Vasylius sunk two free throws, and Williamson put up another trey.

ODU took the lead for good with 8:31 remaining, when guard Brandon Johnson hit a jumper. The Monarch lead reached 45-40, before a Kisielius free throw at the 6:21 mark cut the deficit to four. ODU responded with eight straight points to put the game out of reach. The Tribe continued to fight behind senior co-captain Payton as he laid up one in traffic and converted another lay-up into a three-point play. Unfortunately, ODU connected on its final four free throw attempts, to cap a 59-44 win.

TALE OF THE TAPE

SERIES HISTORY..... W&M leads, 2-1
LAST MEETING W&M won, 57-43 (1/8/07)

OVERALL STATS	W&M	GSU
Points Per Game	63.8	64.2
Opp. Points Per Game	64.6	70.6
Scoring Differential	-0.8	-6.4
Field Goal Percentage	.426	.409
Opp. Field Goal Percentage	.429	.432
3-Point Percentage	.315	.351
Opp. 3-Point Percentage	.298	.290

Free Throw Percentage	.697	.671
Opp. Free Throw Percentage	.700	.674

Rebounds Per Game	32.6	34.7
Off. Rebounds Per Game	10.1	10.7
Def. Rebounds Per Game	22.5	24.0
Opp. Rebounds Per Game	32.2	37.0
Opp. Off. Reb. Per Game	10.1	13.1
Opp. Def. Reb. Per Game	22.1	23.9
Rebound Differential	+0.4	-2.3

Assists Per Game	12.9	10.6
Opp. Assists Per Game	12.7	13.8

Turnovers per game	14.7	15.6
Opp. Turnovers per game	13.1	13.1

Blocks Per Game	1.7	2.8
Opp. Blocks Per Game	2.4	3.8

Steals Per Game	5.6	5.6
Opp. Steals Per Game	6.8	7.8

CONFERENCE STATS	W&M	GSU
Points Per Game	62.1	60.9
Opp. Points Per Game	68.1	64.2
Scoring Differential	-6.0	-3.3

Field Goal Percentage	.408	.414
Opp. Field Goal Percentage	.463	.426
3-Point Percentage	.297	.361
Opp. 3-Point Percentage	.337	.267

Free Throw Percentage	.766	.619
Opp. Free Throw Percentage	.771	.642

Rebounds Per Game	30.7	33.0
Off. Rebounds Per Game	9.0	9.9
Def. Rebounds Per Game	21.7	23.1
Opp. Reb. Per Game	30.3	35.6
Opp. Off. Reb. Per Game	7.3	11.7
Opp. Def. Reb. Per Game	23.0	23.9
Rebound Differential	+0.3	-2.6

Assists Per Game	12.7	10.9
Opp. Assists Per Game	14.0	12.2

Turnovers per game	12.7	12.9
Opp. Turnovers per game	10.9	11.9

Block Shots Per Game	0.9	2.4
Opp. Block Shots Per Game	2.0	3.4

Steals Per Game	4.9	5.1
Opp. Steals Per Game	6.1	6.2

TRIBE TRENDS

By MONTH...	06-07	SHAVER ERA
In November	1-3	9-9
In December	6-1	11-11
In January	3-5	8-30
In February	0-0	5-18
In March	0-0	1-3
RECORD IN...		
Decided by 5 pts or less	5-0	8-13
Decided by 5-10 pts	1-3	13-30
Decided by 11 or more pts	4-6	18-41
At night	8-5	27-47
During the day	2-4	5-21
Decided in OT	1-0	2-4
Televised	1-2	1-10
SCORING...		
Less than 60 points	2-2	3-30
60-69 points	4-6	7-26
70-79 points	4-1	7-12
80-89 points	0-0	11-2
90-99 points	0-0	5-1
100 or more points	0-0	0-0
ALLOWING...		
Less than 60 points	7-1	12-6
60-69 points	3-1	12-14
70-79 points	0-6	8-27
80-89 points	0-1	1-16
90-99 points	0-0	0-6
100 or more points	0-0	0-2
RECORD WHEN...		
Leading at the half	7-1	24-10
Trailing at the half	3-8	7-57
Tied at the half	0-0	1-3
Lead with 5 min. left	8-0	30-7
Trailing with 5 min. left	1-9	2-63
Tied with 5 min. left	1-0	1-1
Three in double digits	3-3	11-24
Four in double digits	2-1	10-7
Five in double digits	0-0	3-0
SHOOTING FROM THE FIELD...		
50 percent or better	3-0	13-0
between 40 and 50%	6-4	17-35
Less than 40%	1-5	3-36
Opp. shooting 50%	0-5	0-33
Opp. shoots 40-50%	5-1	19-28
Opp. shoots less than 40%	5-3	14-10
Better than opponent	8-2	29-8
Worse than opponent	2-7	3-59
Hits 8 or more 3-pt. FGs	4-4	11-12
More 3-pt. FG than opp.	5-5	13-17
Shoots 50% from 3-pt. FGs	0-0	6-4
SHOOTING FROM THE FREE THROW LINE...		
Makes More Than Opp.	7-0	28-25
Makes Less than Opp.	3-9	4-41
Shoots 70% or better	4-6	19-33
Opp. Shoots 70% or better	4-6	9-38
REBOUNDING...		
Outrebounding opp.	8-4	25-28
Outrebounded by opp.	2-5	6-37
Wins Offensive glass	5-4	15-42
Loses Offensive glass	4-5	16-28
Wins Defensive glass	9-1	30-23
Loses Defensive glass	1-7	3-40
TURNOVERS...		
Fewer Turnovers than opp.	4-2	14-17
More Turnovers than opp.	4-6	16-49
10 or fewer turnovers	1-1	2-4
more than 10 turnovers	9-8	31-67

3-POINT DEFENSE

The Tribe has made it tough on opponents from beyond the 3-point arc. W&M had held its opponents to only 29.8 percent shooting from 3-point range. That number not only ranks among the CAA leaders, but ranks among the national leaders. According to kenpom.com, the Tribe ranks 14th nationally in 3-point field goal defense.

NATIONAL TOP 15 IN 3-POINT FIELD GOAL PERCENTAGE DEFENSE

1. Texas A&M (Big 12)	27.2
2. Kansas St. (Big 12)	27.3
3. Duke (ACC)	27.9
4. Maryland (ACC)	28.0
5. Indiana (Big Ten)	28.4
6. Weber St. (Big Sky)	28.4
7. Mississippi St. (SEC)	28.5
8. Georgetown (Big East)	28.7
9. West Virginia (Big East)	28.8
10. Oregon (Pac 10)	28.9
11. Georgia St. (CAA)	29.0
12. Oral Roberts (Mid-Con)	29.1
13. Belmont (ASun)	29.5
14. WILLIAM & MARY (CAA)	29.8
15. USC (Pac 10)	29.8

UNC WILMINGTON GAME BROADCAST REGIONALLY

The Tribe's game against UNC Wilmington on Saturday, Feb. 3, will be carried regionally on WSKY Hampton Roads Channel 4. The production for the contest was originally slated to be carried on UNCW-TV, but will be picked up by WSKY as well. WSKY is an independent television station serving the Virginia markets of Williamsburg, Hampton, Norfolk, Chesapeake, Portsmouth and Virginia Beach, Va., along with the coastal region of North Carolina.

The game will be the first of the season between the Tribe and Seahawks. The two teams will meet at Kaplan Arena with tip-off slated for 7 p.m. The Tribe has already had three games broadcast on television this season. The College played on TV against Towson on Dec. 5, Northeastern on Jan. 6 and George Mason on Jan. 16.

DIFFERENCE BETWEEN WINNING AND LOSING

The difference between a Tribe victory and a Tribe loss can be traced back to defense. In the Tribe's 10 victories this season, the College has limited opponents to 56.2 points per game. W&M has also held those foes to less than 40 percent shooting from the floor, including a 26.4 percent clip from 3-point range. The Tribe has also dominated in the boards in its victories, holding a 6.3 cushion on the glass.

In the Tribe's losses, those numbers sway toward the opponent. W&M foes are averaging 73.9 points per game in the College's nine defeats. In its setbacks, the Tribe's foes are shooting 46.2 percent from the floor and 33.7 percent from 3-point range. The College has also been outrebounded by an average of 6.1 boards in its losses as well.

MAKING SOME HISTORY

The Tribe has jumped out to a fast start in 2006-07, and in the process, has etched its name in the W&M annals. Here is a look at some of the winning accomplishments for the Tribe to date:

- W&M jumped out to a 10-4 start to the season, the best start for the College since going 11-3 during the 1997-98 season.

- It marks the 12th occasion in the 101-year history of W&M basketball that the Tribe has started the season 10-4 or better. The 2006-07 team is only the fifth team since 1950 to start the season 10-4 or better.

- The College won seven straight contests from Dec. 8-Jan. 8. It marked only the 17th winning streak of seven or more games in W&M history. The streak also was only the sixth of seven or more games since the 1950-51 campaign.

- The 2006-07 team became only the fourth team to win seven or more in a row as the 1982-83 and 1997-98 team both did it twice.

- W&M jumped out to only its fourth 3-1 start in the school's 22 years in the CAA. Only the 1994-95 (4-1) and 1997-98 (4-1) teams jumped out to better records in CAA play.

CASHING IN AT THE CHARITY STRIPE

The Tribe has been making the most of its opportunities recently from the free throw line. Over the last four games, W&M is shooting 78.1 percent (75-of-96) from the free throw line. The College also leads the CAA in free throw shooting in league games, knocking down 76.6 percent from the charity stripe.

Overall, the Tribe has pushed its season free throw shooting percentage to nearly 70 percent. The College is shooting 69.7 percent from the charity stripe in 2006-07. Through the first five games of the season, W&M was only connecting on 57.7 percent from the free throw line. Since then, the College has connected at a 73.8 percent clip.

MR. EVERYTHING

Senior guard Adam Payton has made his presence felt both on the court and in the locker room during his final season of college basketball. Payton leads the Tribe in points (13.1), rebounds (4.2), steals (1.7) and free throw percentage (85.4 percent). Over the Tribe's last six contests, Payton is averaging nearly 16 points per game.

In the Tribe's 88-77 loss to VCU, it would be hard to argue that Payton was not the best player on the court. The Burlington, N.J., native kept the Tribe in the game with the Rams, scoring a career-high 26 points. He was 7-of-13 from the floor and 10-of-11 from the free throw line. Payton also pulled down a team-high five rebounds, while swiping a career-high tying four steals.

It is not the first time Payton has stepped to the forefront for the College, in fact it is becoming a common theme throughout the season. When the Tribe has needed a play down the stretch, it has needed to look no further than its 6-3 co-captain. Payton has come through in the clutch on numerous occasions this season, helping W&M to its best start in nearly a decade. Here is a look at what Payton has done with the game on the line:

- In a 13-point come-from-behind win over Cornell at the W&M Tip-Off Classic, Payton scored 10 points in the final five minutes of regulation and overtime. He also made a steal with 15 seconds left that led to the game-tying free throw, which he sank to send the game to extra time. On three consecutive possessions late in the game, Payton made two steals and pulled down an offensive rebound to spearhead the Tribe comeback. For his efforts, he won the Tip-Off Classic MVP honor.

- In the Tribe's 67-63 upset win at George Mason, Payton once again shined when it mattered most. In the second half, he scored 10 of his 12 points, including a clutch steal and fast-break lay up to give W&M its largest lead at 51-44. He also calmly stepped to the free throw line and sank the game clinching free throws with 20 seconds remaining.

- With W&M trailing 57-51 with 2:42 remaining against Northeastern, Payton helped lead the Tribe to a come-from-behind victory. The Tribe scored the game's final nine points with Payton adding the final four on free throws, including the game-winner with 22 seconds remaining.

- Payton scored 16 of his 23 points in the second half at Hofstra on Jan. 20, helping the Tribe overcome a 15-point first-half deficit to draw even with the Pride with two minutes remaining.

KNOCKING FINAL FOUR FOES

The Tribe defeated 2006 NCAA Final Four participant George Mason, 67-63, on Jan. 3, marking the fifth time in school history that the College defeated a Final Four participant from the previous season. The Tribe also accomplished the feat with wins over N.C. State during the 1950-51 season, West Virginia during the 1959-60 season, North Carolina during the 1977-78 season and Virginia during the 1984-85 campaign. In total, W&M has played 17 contests against teams that advanced to the NCAA Final Four the previous season.

SCORING BREAKDOWN

CLASS	Pts	Pct.
Freshmen	203	16.7
Sophomore	233	19.2
Junior	447	36.9
Senior	329	27.1

SCORING	Pts	Pct.
Starters	792	65.3
Bench	420	34.7

POINTS IN THE PAINT	Pts	APG
W&M	473	24.9
Opponents	488	25.7

POINTS OFF TURNOVERS	Pts	APG
W&M	273	14.4
Opponents	307	16.2

BENCH SCORING	Pts	APG
W&M	420	22.1
Opponents	247	13.0

FT% LAST 5 MINUTES + OT	FTM-A	Pct.
W&M	89-116	.767
Opponents	83-112	.741

FG% LAST 5 MINUTES + OT	FGM-A	Pct.
W&M	61-143	.427
Opponents	66-144	.458

3FG% LAST 5 MINUTES + OT	3FGM-A	Pct.
W&M	14-46	.304
Opponents	15-53	.283

LEADING SCORERS

- 8 - Adam Payton (15 at HC, 12 at Navy, 13 vs. UR, 15 vs. NU, 26 vs. VCU, 19 at UD, 23 at HOF, 15 at ODU)
- 7 - Laimis Kisielius (18 vs. WC, 20 vs. JSU, 21 vs. CU, 19 vs. UMBC, 18 vs. HU, 12 at GSU, 17 vs. GMU)
- 2 - David Schneider (18 at KSU, 18 vs. TU), Nathan Mann (12 vs. UNF, 14 at GMU)
- 1 - Adam Trumbower (12 at Navy)

LEADING REBOUNDERS

- 5 - Peter Stein (6 vs. JSU, 4 vs. TU, 3 vs. HU, 8 vs. UR, 7 at GSU), Nathan Mann (6 at HC, 9 vs. UNF, 3 vs. HU, 8 vs. UR, 5 vs. VCU), Alex Smith (5 vs. UMBC, 3 vs. HU, 5 vs. VCU, 9 at UD, 6 at HOF), Adam Payton (9 vs. WC, 4 vs. TU, 9 at GMU, 5 vs. VCU, 6 at ODU)
- 4 - David Schneider (9 at KSU, 3 vs. HU, 8 vs. NU, 7 vs. GMU), Laimis Kisielius (6 vs. JSU, 6 vs. CU, 8 vs. UR, 6 at HOF)
- 2 - Adam Trumbower (6 at Navy, 4 vs. TU)
- 1 - Corey Cofield (6 at HC)

LEADING ASSISTS

- 8 - David Schneider (7 at KSU, 6 vs. WC, 5 vs. UNF, 3 vs. HU, 2 vs. NU, 4 at GSU, 3 vs. VCU, 4 at HOF)
- 6 - Laimis Kisielius (4 vs. TU, 3 vs. HU, 5 at GMU, 2 vs. NU, 3 at UD, 3 at ODU)
- 5 - Nathan Mann (4 at HC, 8 vs. UR, 4 at GSU, 3 at ODU)
- 3 - Peter Stein (4 vs. JSU, 4 vs. TU, 4 at GSU)
- 2 - Adam Trumbower (4 at Navy, 5 vs. CU), Adam Payton (4 vs. UMBC, 5 vs. GMU)
- 1 - Kyle Carrabine (2 vs. NU)



CAREER GAMES PLAYED/STARTED

	Games	Starts
Adam Payton †	99	42
Adam Trumbower	83	5
Nathan Mann	76	43
Laimis Kisielius	75	63
Alex Smith	46	5
Peter Stein	44	19
Kyle Carrabine	42	2
Chris Darnell	40	3
Chris Stratton	26	1
David Schneider	16	15
Steven Hess	13	0
Danny Sumner	12	1
Marcus Barnett	3	0

† includes 52 games and zero starts at Vanderbilt

MISCELLANEOUS STATS

W-L RECORDS OF STARTING LINEUPS

8-6 - Schneider, Mann, Payton, Kisielius, Stein - (W - vs. WC, vs. UNF, vs. UMBC, vs. HU, vs. UR, at GMU, vs. NU, at GSU - L - at KSU, vs. VCU, at UD, vs. GMU, at HOF, at ODU)

1-0 - Stein, Sumner, Cofield, Trumbower, Payton (W - vs. CU)

1-0 - Mann, Kisielius, Carrabine, Smith, Darnell - (W - vs. JSU)

0-1 - Schnedier, Mann, Payton, Kisielius, Cofield - (L - at HC)

0-1 - Mann, Payton, Kisielius, Stein, Darnell - (L - at Navy)

0-1 - Trumbower, Mann, Carrabine, Kisielius, Smith - (L - vs. TU)

TOTAL DUNKS

25 - A. Payton (9), A. Smith (5), L. Kisielius (3), S. Hess (2), C. Darnell (2), D. Sumner (2), C. Cofield (1), P. Stein (1)

TOTAL 3-POINT PLAYS

23 - A. Smith (9), A. Payton (9), C. Cofield (2), K. Carrabine (1), C. Darnell (1), L. Kisielius (1), A. Trumbower (1)

TOTAL 4-POINT PLAYS

1 - D. Schneider (1)

TOTAL CHARGES TAKEN

17 - D. Schneider (5), A. Smith (5), P. Stein (2), A. Trumbower (1), C. Cofield (1), N. Mann (1), A. Payton (1), K. Carrabine (1)

W&M STARTING LINEUPS

GAME	GUARD	GUARD	GUARD	FORWARD	FORWARD
at KSU (11/11)	Schneider	Mann	Payton	Kisielius	Stein
Wagner (11/20)	Schneider	Mann	Payton	Kisielius	Stein
at HC (11/25)	Schneider	Mann	Payton	Kisielius	Cofield
at Navy (11/28)	Mann	Payton	Kisielius	Darnell	Stein
JSU (12/1)	Mann	Carrabine	Kisielius	Darnell	Smith
Cornell (12/2)	Trumbower	Payton	Sumner	Cofield	Stein
Towson (12/5)	Trumbower	Mann	Carrabine	Kisielius	Smith
NFU (12/8)	Schneider	Mann	Payton	Kisielius	Stein
UMBC (12/22)	Schneider	Mann	Payton	Kisielius	Stein
Hampton (12/28)	Schneider	Mann	Payton	Kisielius	Stein
Richmond (12/31)	Schneider	Mann	Payton	Kisielius	Stein
at GMU (1/3)	Schneider	Mann	Payton	Kisielius	Stein
NU (1/6)	Schneider	Mann	Payton	Kisielius	Stein
at GSU (1/8)	Schneider	Mann	Payton	Kisielius	Stein
VCU (1/10)	Schneider	Mann	Payton	Kisielius	Stein
at Del. (1/13)	Schneider	Mann	Payton	Kisielius	Stein
GMU (1/16)	Schneider	Mann	Payton	Kisielius	Stein
at Hofstra (1/20)	Schneider	Mann	Payton	Kisielius	Stein
at ODU (1/24)	Schneider	Mann	Payton	Kisielius	Stein
GSU (1/27)					
at VCU (1/29)					
JMU (1/31)					
UNCW (2/3)					
at JMU (2/7)					
at UNCW (2/10)					
Drexel (2/14)					
TBA (2/17)					
at Drexel (2/21)					
ODU (2/24)					

The victory for the 2006-07 version of the Tribe was the first to pull the trick on the road. The previous four wins all came in contests considered home games, while W&M downed the Patriots in Fairfax, Va. The win over George Mason was also the first over a Final Four participant since the NCAA Tournament field expanded to 64. The 1984 NCAA Tournament was the final event with a 48-team field. The Tribe's victories over N.C. State in 1951 and West Virginia in 1960 were both played in Norfolk, Va., but both were considered home games.

1950-51

W&M beat N.C. State, 88-78, in Norfolk, Va., on Feb. 3, 1951*
N.C. State went to the 1950 Final Four

1959-60

W&M beat West Virginia, 94-86, in Norfolk, Va., on Jan. 30, 1960*
West Virginia went to the 1959 Final Four

1977-78

W&M beat North Carolina, 78-75, in Williamsburg on Dec. 7, 1977
North Carolina went to the 1977 Final Four

1984-85

W&M beat Virginia, 54-53, in Williamsburg on Dec. 4, 1984
Virginia went to the 1984 Final Four

2006-07

W&M beat George Mason, 67-63, in Fairfax, Va. on Jan. 3, 2007
George Mason went to the 2006 Final Four

* - considered a home game despite being played in Norfolk, Va.

SCHNEIDER EARNS SECOND CAA ROOKIE OF THE WEEK HONOR

Freshman guard David Schneider continued his stellar rookie campaign, earning his second CAA Rookie of the Week honor on Jan. 8. Schneider garnered the accolade after averaging 11.5 points, 5.0 rebounds and 3.0 assists in the Tribe's victories over George



Mason (Jan. 3) and Northeastern (Jan. 6). During the two-game stretch, he also connected on 42.9 percent (6-of-14) from 3-point range. Schneider garnered the award earlier this season following his collegiate debut at Kansas State.

In the Tribe's 67-63 win at George Mason, Schneider scored 10 points, pulled down two rebounds and dished out four assists. He made a huge play with 3:38 remaining in the second half. After the Patriots' had pulled even at 57, Schneider pulled down an offensive rebound and connected on a jumper just inside the 3-point arc on the left wing to give W&M a 59-57 lead, an advantage the Tribe would never relinquish. It marked the fifth time in school history that W&M defeated a team that went to the Final Four the previous season. It was the first such victory on the road.

The Phoenix, Ariz., native finished with 13 points and pulled down a team-high eight rebounds in W&M's come-from-behind victory over Northeastern. He equaled a career-high connecting on four 3-point field goals in the victory. With W&M trailing, 57-51, following a 10-1 Northeastern run, Schneider came down the floor and drilled a 3-pointer from the right wing to pull W&M within a single possession. He scored four of the Tribe's final nine points in the comeback.

GUARDS CRASHING THE BOARDS

The W&M guards have been a significant reason for the Tribe's success in the rebounding department this season. The College has outrebounded 12 opponents and holds a 0.4 rebounding margin over its opponents. On 16 occasions and in 13 of the Tribe's 19 games this season, a W&M guard has led the Tribe in rebounding. In fact, all three of the College's starting guards average over 3.5 rebounds per contest, led by senior Adam Payton, who tops the College at 4.2 boards per contest. In total, the Tribe receives nearly 15 rebounds a game from the guard position.

Payton and junior Nathan Mann have led the Tribe in rebounding on five occasions, tied for tops on the team with Peter Stein. Freshman David Schneider has had the best mark on four occasions. Three of W&M's top single-game rebounding efforts this sea-

W&M OPPONENT RATINGS

TEAM	COLLEGE RPI.COM	SAGARIN RATINGS
William & Mary	199	201
Kansas State	56	49
Wagner	314	309
Holy Cross	69	106
Navy	208	208
Jacksonville State	313	298
Cornell	190	205
Towson	150	159
North Florida	333	336
UMBC	200	232
Hampton	235	254
Richmond	281	278
George Mason	106	94
Northeastern	188	200
Georgia State	244	246
VCU	59	58
Delaware	273	299
Hofstra	62	97
Old Dominion	89	88
James Madison	294	290
UNC Wilmington	261	239
Drexel	46	63

W&M VS. OPPONENTS

Below is a game-by-game breakdown of how W&M has fared against its opponents in the following categories: Free Throws, Bench Points, Points in the Paint, Second Chance Points and Fast Break Points. W&M stats shown first followed by opponents stats.

GAME	FT	BENCH	PAINT	OFF TO	2ND CHANCE	FB
at KSU (11/11)	10-16	12-13	20-28	9-19	11-28	7-15
Wagner (11/20)	6-11	40-23	40-10	27-10	11-5	9-2
at HC (11/25)	8-17	8-19	30-32	18-15	14-21	2-6
at Navy (11/28)	15-16	36-19	26-30	16-30	14-3	6-16
JSU (12/1)	17-3	27-6	20-36	16-27	12-10	2-8
Cornell (12/2)	16-9	50-9	24-28	17-10	11-4	0-4
Towson (12/5)	14-16	42-18	18-28	19-10	2-8	4-7
NFU (12/8)	16-3	13-6	28-20	14-6	3-4	4-2
UMBC (12/22)	21-13	24-20	20-22	18-8	5-6	6-4
Hampton (12/28)	21-19	17-9	22-18	25-32	10-15	2-2
Richmond (12/31)	14-5	21-13	20-26	7-14	18-16	0-4
at GMU (1/3)	12-13	18-7	30-26	7-17	16-2	4-2
NU (1/6)	14-11	12-10	14-16	9-12	3-6	0-0
at GSU (1/8)	3-7	19-9	24-22	14-7	10-7	0-4
VCU (1/10)	27-31	20-27	26-32	18-28	15-16	6-4
at Del. (1/13)	16-19	27-5	34-14	10-14	16-7	6-4
GMU (1/16)	8-9	10-14	24-32	6-16	5-2	5-4
at Hofstra (1/20)	15-19	10-11	36-40	20-14	11-21	4-2
at ODU (1/24)	9-13	14-9	17-26	3-18	3-9	3-2
GSU (1/27)						
at VCU (1/29)						
JMU (1/31)						
UNCW (2/3)						
at JMU (2/7)						
at UNCW (2/10)						
Drexel (2/14)						
TBA (2/17)						
at Drexel (2/21)						
ODU (2/24)						
Totals	262-250	420-247	473-488	273-307	190-200	70-92

TEAM	POMERY RATING	REALTIME RPI POWER RATING
William & Mary	181	178
Kansas State	61	64
Wagner	297	306
Holy Cross	116	70
Navy	236	195
Jacksonville State	277	310
Cornell	190	183
Towson	162	155
North Florida	336	335
UMBC	249	215
Hampton	259	247
Richmond	229	275
George Mason	72	109
Northeastern	191	206
Georgia State	237	242
VCU	63	42
Delaware	284	291
Hofstra	115	73
Old Dominion	71	71
James Madison	266	280
UNC Wilmington	218	267
Drexel	76	49

* - as of Jan. 25



W&M INDIVIDUAL SUPERLATIVES

	06-07	CAREER
DOUBLE-DIGIT SCORING GAMES		
Laimis Kisielius	11	32
Nathan Mann	7	26
Adam Payton	14	19
David Schneider	8	8
Alex Smith	4	5
Peter Stein	1	4
Kyle Carrabine	1	1
Danny Sumner	1	1
Adam Trumbower	1	1
Marcus Barnett	0	0
Chris Darnell	0	0
Steven Hess	0	0
Chris Stratton	0	0
20-POINT GAMES		
Adam Payton	2	3
Laimis Kisielius	2	3
Nathan Mann	0	2
10-REBOUND GAMES		
None		
5-ASSIST GAMES		
Nathan Mann	0	5
David Schneider	3	3
Laimis Kisielius	1	3
Adam Trumbower	1	2
Adam Payton	1	2
DOUBLE-DOUBLES		
None		

W&M OPPONENT RECORDS

OPPONENT	06-07 RECORD	05-06 RECORD
Kansas State	14-6	15-13
Wagner	6-13	13-14
Holy Cross	15-6	20-12
Navy	11-10	10-18
Jacksonville State	5-15	16-13
Cornell	9-8	13-15
Towson	10-10	12-16
North Florida	2-18	6-22
UMBC	8-13	10-19
Hampton	7-11	16-16
Richmond	5-14	13-17
George Mason	11-8	28-7
Northeastern	6-14	19-11
Georgia State	7-12	7-22
VCU	17-3	19-10
Delaware	3-17	9-21
Hofstra	15-5	26-7
Old Dominion	13-7	24-10
James Madison	6-13	5-23
UNC Wilmington	4-14	25-8
Drexel	15-4	15-16
Combined	189-221	372-310

* - Through Jan. 25

son have come from the guard position. Mann posted a season high nine boards against North Florida, while Schneider did the same against Kansas State and Payton pulled the trick at George Mason.

DEFENSIVE INTENSITY

One of the biggest reasons for the Tribe's success has been its play on the defensive end. The Tribe has limited seven opponents to less than 60 points this season, and is a perfect 7-1 in those contests. The College ranks second in the conference in 3-point field goal percentage defense (29.8 percent). The 3-point field goal percentage defense ranks 14th nationally according to kenpom.com.

Here are some examples of the Tribe's defensive success in 2006-07:

- W&M limited ODU to 19.4 percent (6-of-31) from the field, including a 0-of-14 effort from 3-point range in the first half on Jan. 24. The Monarchs could only muster 14 first-half points against the Tribe and sat at seven points until the 3:29 mark of the first half.

- The Tribe held the CAA's top 3-point shooting team, Hofstra, well below its season averages. W&M limited the Pride to 4-of-18 (.222) shooting from 3-point range on Jan. 20. Hofstra entered the game leading the CAA at 39.9 percent from downtown, while hitting eight threes per game.

- The College held Richmond without a field goal for the final 15 minutes of the first half in a New Years Eve victory. The Spiders jumped out to a 12-8 led on the Tribe heading into the first media timeout. UR had connected on 6-of-7 from the field over the stretch. The College came out of the timeout with a renewed vigor and held Richmond without a field goal over the final 15 minutes of the first half. The Spiders could only muster a single free throw during the decisive stretch, while misfiring on all 12 of its attempts from the field and turning the ball over eight times.

- W&M held Richmond to only 13 first-half points, in opening up a 14-point advantage. The 13 first-half points were the fewest allowed by the Tribe since Jan. 24, 2001, when James Madison only put up 11 points in the opening stanza.

LEAD-DEFICIT COMPARISON

OPPONENT	LARGEST LEAD	LARGEST DEFICIT	RESULT
at Kansas State	11 - (1st - 11:13)	14 - (2nd - 1:41)	L, 60-70
Wagner	27 - (2nd - 3:21)	Never	W, 77-53
at Holy Cross	None	13 (1st - 10:30)	L, 57-66
at Navy	None	25 - (2nd - 3:43)	L, 63-79
Jacksonville State	10 - (2nd - 5:02)	3 - (2nd - 11:06)	W, 59-56
Cornell	5 - (OT - 0:01)	13 - (2nd - 5:00)	W, 73-68 (OT)
Towson	2 - (1st - 18:31)	17 - (2nd - 19:20)	L, 60-73
North Florida	20 - (2nd - 0:38)	1 - (2nd - 14:16)	W, 61-44
UMBC	19 - (1st - 1:23)	1 - (1st - 19:27)	W, 70-58
Hampton	15 - (2nd - 3:42)	3 - (1st - 2:15)	W, 72-67
Richmond	17 - (2nd - 6:34)	5 - (1st - 16:54)	W, 61-53
at George Mason	7 - (2nd - 9:57)	7 - (1st - 14:06)	W, 67-63
Northeastern	7 - (2nd - 18:25)	7 - (1st - 16:10)	W, 60-57
at Georgia State	19 - (2nd - 1:34)	3 - (1st - 18:55)	W, 57-43
VCU	6 - (1st - 15:50)	14 - (2nd - 19:23)	L, 77-88
at Delaware	1 - (1st - 17:36)	22 - (2nd - 6:45)	L, 62-77
George Mason	None	17 (2nd - 4:17)	L, 63-76
at Hofstra	4 - (1st - 17:25)	15 - (1st - 2:57)	L, 69-77
at Old Dominion	17 - (1st - 4:44)	15 - (2nd - 0:54)	L, 44-59
Georgia State			
at VCU			
James Madison			
UNC Wilmington			
at James Madison			
at UNC Wilmington			
Drexel			
ESPN BracketBusters			
at Drexel			
Old Dominion			

- On two occasions this season W&M has held its opponent below 45 points. The College held Georgia State nearly 25 points below its season scoring average in a 57-43 victory on Jan. 8. It marked the second time this season W&M held an opponent to less than 45 points. The Tribe held North Florida to 44 total points in a 17-point victory on Dec. 8. The last time W&M held two foes below 45 points in a single season was during the 1983-84 season when W&M held James Madison to 44 points and East Carolina to 32 points.

- The 43 points scored by Georgia State against W&M was the lowest point total for a Tribe opponent during the Tony Shaver Era. The last time the College held an opponent to fewer than 43 points in a game was Jan. 31, 2001 when W&M held American to 42 points in a 51-42 victory.

KISIELIUS THE GUNNER

Junior Laimis Kisielius is enjoying one of the best seasons in W&M history from beyond the 3-point arc. While he has yet to reach the 75-attempt minimum for eligibility into the single-season 3-point percentage rankings, Kisielius is well on way to etching his name into the Tribe record books. Kisielius has connected on 44.1 percent (26-of-59) from 3-point range. If that number holds true throughout the rest of the season, it would be the second-best single-season 3-point field goal percentage in school history, less than .005 percent behind the 44.1 percent Greg Burzell shot from beyond the arc in 1988.

W&M SINGLE-SEASON 3-POINT FIELD GOAL PERCENTAGE

(minimum 75 Attempts)

Player	Year	3PM-3PA	Pct.
1. Greg Burzell	1988	75-170	.441
2. Laimis Kisielius	2007	26-59	.441
3. Brendan Connor	1992	34-78	.436
4. Bobby Fitzgibbons	1996	57-131	.435
5. Jim Moran	1999	44-106	.415

STARTERS-BENCH COMPARISON

OPPONENT	TOTAL	POINTS	REBOUNDS
	POINTS-REBOUNDS	STARTERS-BENCH	STARTERS-BENCH
at Kansas State	60-37	48-12	21-10
Wagner	77-42	37-40	15-25
at Holy Cross	57-32	49-8	21-7
at Navy	63-30	27-36	13-14
Jacksonville State	59-47	32-27	21-21
Cornell	73-33	23-50	12-14
Towson	60-26	18-42	8-16
North Florida	61-35	48-13	21-6
UMBC	70-23	46-24	10-9
Hampton	72-25	55-17	12-8
Richmond	61-40	40-21	31-9
at George Mason	67-36	49-18	22-12
Northeastern	60-35	48-12	20-9
at Georgia State	57-34	38-19	26-4
VCU	77-27	57-20	17-7
at Delaware	62-32	35-27	17-11
George Mason	63-29	53-10	22-6
at Hofstra	69-29	59-10	14-11
at Old Dominion	44-28	30-14	13-11
Georgia State			
at VCU			
James Madison			
UNC Wilmington			
at James Madison			
at UNC Wilmington			
Drexel			
ESPN BracketBusters			
at Drexel			
Old Dominion			

TRIBE BY THE NUMBERS

- 2** Number of CAA Rookie of the Week awards won by freshman guard David Schneider
- 4** Number of W&M TV games at home in 2006-07
- 7** Number of non-conference wins the Tribe has in 2006-07, the most since it had eight in 1992-93
- 9** Number of times Alex Smith has led W&M in bench scoring, including a career-high 16 at Delaware on Jan. 13
- 13** W&M overcame a 13-point deficit in the final five minutes against Cornell, before winning in overtime
- 26** Career-high point total scored by senior guard Adam Payton vs. VCU on Jan. 10.
- 50** Points the W&M bench scored in an overtime victory over Cornell
- 113** Number of career 3-pointers by junior guard Nathan Mann
- .298** 3-point field goal percentage Tribe opponents are shooting in 2006-07, which ranks second in the CAA
- .441** 3-point field goal percentage of junior Laimis Kisielius, which is on pace to establish a W&M school mark
- .766** The league-leading free throw percentage for W&M as a team in CAA games
- .854** Free throw percentage of Adam Payton, the fourth-best mark in the CAA
- 1,042** Number of All-time victories at W&M
- 4,675** Number of miles from Vilnius, Lithuania (home of Laimis Kisielius) to Williamsburg, Va.

CAA

	CAA		Overall	
	W-L	Pct.	W-L	Pct.
VCU	9-0	1.000	17-3	.850
Hofstra	8-1	.875	15-5	.750
Drexel	7-2	.750	15-4	.789
Old Dominion	6-3	.667	13-7	.650
George Mason	5-4	.556	11-8	.579
William and Mary	3-6	.333	10-9	.526
Towson	4-5	.444	10-10	.500
Georgia State	3-6	.333	7-12	.368
James Madison	3-6	.333	6-13	.316
Northeastern	4-5	.444	6-14	.300
UNC Wilmington	1-8	.111	4-14	.222
Delaware	1-8	.111	3-17	.150

CAA SCHEDULE/RESULTS

Jan. 16

*George Mason def. W&M, 76-63

Jan. 17

*Georgia State def. Delaware, 61-44

*JMU def. ODU, 72-65

*Drexel def. Northeastern, 67-41

*VCU def. UNCW, 74-65

Jan. 18

*Hofstra def. Towson, 79-74

Jan. 20

*Drexel def. Delaware, 69-61

*JMU def. Georgia State, 59-52

*Towson def. UNCW, 75-61

*George Mason def. Northeastern, 78-53

*Hofstra def. W&M, 77-69

*VCU def. ODU, 80-75

Jan. 24

*Towson def. Delaware, 85-63

*Drexel def. UNCW, 66-50

*VCU def. George Mason, 75-62

*Hofstra def. Georgia State, 76-63

*Northeastern def. JMU, 67-51

*ODU def. W&M, 59-44

Jan. 27

*VCU at Drexel 12:00 pm

*Delaware at Northeastern 1:00 pm

*George Mason at JMU 2:00 pm

*Hofstra at Towson 4:00 pm

*ODU at UNCW 4:00 pm

*Georgia State at W&M 7:00 pm

Jan. 29

*Hofstra at Delaware 7:00 pm

*Drexel at Northeastern 7:00 pm

*George Mason at UNCW 7:00 pm

*Georgia State at ODU 7:00 pm

*Towson at JMU 7:00 pm

*W&M at VCU 7:30 pm

Jan. 31

*Delaware at George Mason 7:00 pm

*UNCW at Georgia State 7:00 pm

*VCU at Hofstra 7:00 pm

*JMU at W&M 7:00 pm

*Northeastern at Towson 7:00 pm

Feb. 1

*ODU at Drexel 7:00 pm

Feb. 3

*JMU at Delaware 12:00 pm

*Georgia State at VCU 2:00 pm

*Towson at Drexel 4:00 pm

*Northeastern at Hofstra 4:00 pm

*ODU at George Mason 6:00 pm

*UNCW at W&M 7:00 pm

ENDING STREAKS

The Tribe's victory at George Mason on Jan. 3 brought an end to a number of streaks. The win snapped an eight-game winning streak in the series for George Mason, and marked the first Tribe victory in Fairfax, Va., since the 1997-98 season. The Tribe also snapped George Mason's 14-game home conference winning streak that span nearly two years.

COMEBACK KIDS

W&M overcame halftime deficits in back-to-back games in January, marking the first time in 16 years the Tribe has accomplished the feat. At George Mason on Jan. 3, the Tribe trailed 33-31 at the break, before leading the majority of the second half on it way to a 67-63 win over the 2006 Final Four participant. On Jan. 6, W&M once again trailed at the half, 27-26, to Northeastern, before rallying to score the game's final nine points and record a 60-57 victory.

The last time W&M tallied back-to-back wins when rallying from a halftime deficit was during the 1990-91 season. On Nov. 27, 1990, W&M trailed Davidson, 28-27, on the road, but notched a one-point, 59-58, victory. Two days later, Army led W&M, 34-33, at the break, but the College picked up a 73-71 win with a second-half surge.

BENCH SCORING

W&M head coach Tony Shaver felt that his 2006-07 Tribe team would be the deepest he has had in his four seasons at the helm. The Tribe's play off the bench this season has echoed Shaver's sentiments.

This season, the College has averaged 22.1 points per game from its reserves, outscoring its opponents by an average of over nine points off the bench. The Tribe has outscored its opponents off the bench on 14 occasions and is 10-4 in those contests. Sophomore forward Alex Smith leads the way, topping the Tribe off the bench on nine occasions.

On four occasions this season the Tribe bench has outscored the starters. In Tribe contests with Wagner, Cornell and Towson, the W&M bench scored over 40 points. In the 24-point win over the Seahawks, the bench held a 40-37 advantage over the starters, while the reserves scored 50 points, led by the 21 from junior Laimis Kisielius against Cornell. The Tribe held a 42-18 scoring advantage over Towson on Dec. 5.

The 40-plus point efforts off the bench against Wagner, Cornell and Towson marked the third, fourth and fifth times under head coach Tony Shaver that W&M scored 40 or more points off the bench. In each of the last two seasons, the Tribe accomplished the feat. Last season, the College tallied 42 points off the bench in the season-opening victory over Maine. On Dec. 1, 2004, the W&M subs scored 42 points in a victory over Longwood. The 50 points off the bench against Cornell were the most under Shaver.

Leading W&M Bench Scorers

Date	Opponent	Leading Scorer	Total W&M Bench Scoring
11/11	at Kansas State	Cofield (4)	12
11/20	Wagner	Sumner (12)	40
11/25	at Holy Cross	Smith (3)	8
		Stein (3)	
11/28	at Navy	Trumbower (12)	36
12/1	JSU	Payton (18)	27
12/2	Cornell	Kisielius (21)	50
12/5	Towson	Schnedier (18)	42
12/8	North Florida	Carrabine (5)	13
12/22	UMBC	Smith (9)	24
12/28	Hampton	Smith (8)	17
12/31	Richmond	Smith (12)	21
1/3	at George Mason	Smith (11)	18
1/6	Northeastern	Carrabine (6)	12
1/8	at Georgia State	Smith (7)	19
1/10	VCU	Smith (12)	20
1/13	at Delaware	Smith (16)	27
1/16	George Mason	Cofield (7)	10
1/20	at Hofstra	Smith (8)	10
1/24	at Old Dominion	Trumbower (6)	14



HOME SWEET HOME

Three of the Tribe's first four games during the 2006-07 season were on the road, but W&M made a triumphant return home. The College won six games during a seven-game December home stand, while also claiming the W&M Tip-Off Classic in the process. The seven-game home stand was the longest for the College since a similar seven-game stretch to end the 1980-81 regular season.

The Tribe is 8-2 at Kaplan Arena this season. During head coach Tony Shaver's four seasons at the helm, the Tribe is 16-3 against non-conference foes at Kaplan Arena. The College has a 24-26 overall record in Williamsburg during Shaver's tenure.

GETTING TO THE FREE THROW LINE

When the Tribe gets to the free throw line 20 or more times, there is a good chance the contest will end in a victory. This season, W&M has had 20 or more attempts from the charity stripe on nine occasions and is 6-3 in those contests. Over the last three seasons, the College is 22-16 (.579) when attempting 20 or more from the free throw line.

DIFFERENCE AT THE CHARITY STRIPE

W&M has been productive from the free throw line in late game situations. While the Tribe is shooting 69.7 percent from the charity stripe on the year, the number jumps significantly late in the game. With five minutes or less remaining in a contest, the College has shot 76.7 percent from the line. Below is a player-by-player breakdown of how W&M has fared at the foul line with five minutes or less remaining in the game and in overtime:

Player	FT	FT%
Corey Cofield	2-2	1.000
Adam Trumbower	9-of-10	.900
Nathan Mann	6-of-7	.857
Adam Payton	25-of-30	.833
Alex Smith	5-of-6	.833
Laimis Kisielius	22-of-27	.815
Danny Sumner	2-of-3	.667
David Schneider	14-of-22	.636
Kyle Carrabine	1-of-2	.500
Steven Hess	1-of-2	.500
Peter Stein	1-of-4	.250
Marcus Barnett	0-of-1	.000
Total	89-of-116	.767

50 PERCENT EQUALS VICTORIES

The Tribe has been flawless under head coach Tony Shaver when it hits on 50 percent or better from the floor. W&M has notched a trio of victories this season when shooting over 50 percent from the floor. It marked the 11th, 12th and 13th times in Shaver's four years at the helm that W&M shot 50 percent or better from the field. In all 13 of those contests, W&M has walked away with a victory. Here is a look at the Tribe's 50 percent or better shooting from the field under Shaver:

Date	Team	Result	Percentage (FGM-FGA)
12/28/06	Hampton	W, 72-67	.512 (21-41)
12/22/06	UMBC	W, 70-58	.500 (21-42)
11/20/06	Wagner	W, 77-53	.500 (32-64)
2/4/06	Georgia State	W, 90-73	.633 (31-49)
1/28/06	James Madison	W, 86-68	.518 (29-56)
12/21/05	UNC Greensboro	W, 83-73	.536 (30-56)
11/26/05	Campbell	W, 93-79	.589 (33-56)
1/26/05	Towson	W, 83-65	.521 (25-48)
12/1/04	Longwood	W, 90-60	.500 (30-60)
1/28/04	at James Madison	W, 99-86	.600 (33-55)
1/26/04	Old Dominion	W, 86-77	.545 (30-55)
12/30/03	Campbell	W, 82-67	.500 (29-58)
11/23/03	Liberty	W, 91-64	.540 (34-63)

TRIBE IN THE CAA RANKINGS

as of Jan. 25
All Games

TEAM (W&M TOP 6 ONLY)

Scoring Defense
5. W&M..... 64.6

Scoring Margin
6. W&M..... -0.8

Field Goal Pct. Defense
5. W&M..... .429

3-Point Field Goal Pct. Defense
2. W&M..... .298

Rebounding Defense
4. W&M..... 32.2

Rebounding Margin
6. W&M..... +0.4

Assists
6. W&M..... 12.89

3-Point Field Goals Made
5. W&M..... 6.63

INDIVIDUAL

Points
16. Adam Payton 13.1

Assists
14. David Schneider 2.94

Free Throw Pct.
4. Adam Payton854
11. Laimis Kisielius726

Steals
5. Adam Payton 1.74

3-Point Field Goal Pct.
14. David Schneider344

3-Point Field Goals Made
10. David Schneider 2.00

Assist/Turnover Ratio
11. David Schneider 1.42

TRIBE IN THE CAA RANKINGS

as of Jan. 25
CAA Games Only

TEAM (W&M TOP 6 ONLY)

Free Throw Pct.

1. W&M..... .766

3-Point Field Goal Pct. Defense

5. W&M..... .337

Rebounding Defense

T2. W&M..... 30.3

Assists

6. W&M..... 12.67

Assists/Turnover Ratio

6. W&M..... 1.00

3-Point Field Goals Made

5. W&M..... 7.00

INDIVIDUAL

Points

9. Adam Payton 15.2

Assists

T14. Laimis Kisielius 2.89

Free Throw Pct.

4. Adam Payton867

Steals

T3. Adam Payton 2.00

3-Point Field Goals Made

T8. David Schneider 2.11

Assist/Turnover Ratio

11. David Schneider 1.44

12. Laimis Kisielius 1.37

STIFLING DEFENSE

The Tribe held each of its first three opponents below 37 percent shooting from the floor. The College held Kansas State to 30 percent (24-of-80) shooting. W&M followed that performance by holding Wagner to 32.7 percent (17-of-52) and Holy Cross to 36.7 percent (22-of-60). It marks the best defensive three-game stretch for the Tribe since the 1999-2000 season. The Tribe held The Citadel (32 percent (16-of-50) on Dec. 2), UNC Wilmington (35.5 percent (18-of-53) on Dec. 6) and American (31.8 percent (14-of-44) on Dec. 9) below the mark during the campaign.

W&M has also kept its opponents at bay from beyond the 3-point arc. Kansas State shot only 20.7 percent (6-of-29) from 3-point range, while Wagner was 8-of-31 from downtown for a 25.8 percent shooting clip. Holy Cross hit on only 5-of-25 attempts from 3-point range for a 20 percent average. It marked the first time W&M held three straight opponents to less than 26 percent shooting from 3-point range since the 2001-02 season. During that stretch, W&M held Towson (7.7 percent (1-of-13) on Feb. 2), James Madison (13.3 percent (2-of-15) on Feb. 4) and Hampton (18.8 percent (3-of-16) on Feb. 6) below 20 percent from 3-point range.

TONY SHAVER - A HALL OF FAMER

In each of his previous two stops before taking over the Tribe program, head coach Tony Shaver has enjoyed great success and been inducted into the Hall of Fame at each school. In 2004, Shaver was inducted into the Hampden-Sydney College Hall of Fame after coaching the Tiger program to eight ODAC Championships, 11 NCAA Tournament appearances and two Final Fours. He had 358 career victories and a .747 winning percentage at Hampden-Sydney. On Nov. 11, 2005, Shaver was inducted into the Episcopal High School (Alexandria, Va.) Hall of Fame. He coached at the school for 10 seasons (1977-86), winning 73 percent of his games and two IAC championships. After the 1986 season, he was named the Virginia State Private School Coach of the Year and his team was ranked first in Northern Virginia by the *Alexandria Gazette*.

FORMER TRIBE STANDOUT NAMED TO START BUDESLIGA ALL-STAR GAME

Former William and Mary men's basketball standout Adam Hess was voted a starter for the North squad at the Budesliga All-Star game in Germany. Playing for the Artland Dragons of Quackenbrueck in Germany's top professional basketball league, Hess received the second most votes overall and the most on the North side. He received 29 percent of more than 40,000 votes cast. Robert Garrett of Brose Baskets Bamberg was the only player to receive a higher percentage at 37 percent as a shooting guard for the South squad. The Budesliga All-Star game is slated for Jan. 29 and will be broadcast live to a national television audience in Germany.

Hess is enjoying an impressive season for Artland, which sits in fourth place in the 18-team Budesliga at 10-5. The Gross Pointe, Mich., native leads the Budesliga in scoring at 20.7 points per game, while ranking fifth in efficiency rating (249) and sixth in efficiency rating per game (16.6). Hess has scored in double figures in 13 of 15 games for Artland, including 10 games of 20 or more points. He scored a season-high 33 on 11-of-18 from the floor, including five 3-point field goals against BG Karlsruhe on Nov. 4.

TRIBE IN 2007 ESPN BRACKETBUSTERS

All 12 CAA teams, including the Tribe, will take part in the 2007 ESPN BracketBusters, Feb. 16-17. A total of 102 teams from 16 conferences will take part in the fifth-year event. The two-day, 51-game event will have five games televised on the ESPN networks.

The Tribe will be on the road for the event, having already been designated as an away squad. The actual pairings will not take place until three weeks prior to the event (Monday, Jan. 29) and are based on regular-season performance. As part of the agreement, all home squads will play a "return" game at their opponent's facility next season.

Eight CAA teams participated in BracketBusters last year and the league posted a sparkling 6-2 record. The conference gained national attention by winning all three of its nationally-televised contests as VCU edged Albany, 70-67, Old Dominion rolled past Marist, 84-71 and George Mason shocked Wichita State, 70-67, in one of the premier match-ups in the event. The CAA is a perfect 4-0 in televised BracketBusters games with Drexel having posted a 74-70 win at Ball State in 2005.

W&M PLAYERS IN THE PROS

Five former W&M players are currently playing professionally overseas, including three who graduated within the last three years. All five are playing in their country's top division of professional basketball.

TODD CAUTHORN

Sheffield Sharks (England - BBL)

Finished with four points and three rebounds in a 70-65 loss to the Worcester Wolves on Jan. 20 ... Ranks among the league leaders in blocked shots (sixth at 0.88 per game), free throw shooting (fifth at 83.3 percent) and 3-point shooting (seventh at 37 percent) ... Sharks are tied for second at 13-6 in the BBL Championship table ... Averaging 8.9 points and 3.8 rebounds per game for the Sheffield Sharks as of Jan. 16 ... Sharks will play in the BBL Trophy semifinals in Feb. ... In total, has played 11 years in Europe.

ZEB COPE

Entente Orleans 45 (France - LNB)

Tallied back-to-back 20-point efforts against Strasbourg on Jan. 6 and Gravelines-Dunkerque on Jan. 13 ... Orleans is tied for sixth in the LNA with 28 points and a 10-8 record ... Averaging 10.7 points and 5.3 rebounds per game, while shooting 43.8 percent from the field and 85 percent from the free throw line ... Helped Boncourt from the top division in Switzerland advance to the finals of the LNA Championship in 2005-06, after the team claimed the Swiss regular season crown with an 18-4 record ... Ranked fifth in the LNA with 9.8 rebounds per game last season.

ADAM HESS

Artland Dragons of Quackenbrueck (Germany - BBL)

Voted the starter at forward for the North squad in the Bundesliga All-Star Game ... Leads the German Bundesliga in scoring at 19.2 points per game ... Shooting 48.3 percent from the field and 80.7 percent from the free throw line, while averaging 5.1 rebounds per game ... Ranks seventh in league in overall efficiency at 269 and 10th in efficiency per game at 14.9 ... Artland is sixth in the 18-team Bundesliga at 11-7 ... Scored 14 points in a 72-65 victory over EWE Baskets Oldenburg on Jan. 13 ... Played for the Phoenix Suns during the Toshiba Las Vegas Summer League, and averaged 18.2 minutes, 8.8 points, 2.6 rebounds and one assist, while shooting 64 percent from the field ... Played two seasons with BK Nymburk in the NBL, the top division in the Czech Republic, helping the team to back-to-back league titles ... Named to the Czech league's All-Imports list and second-team all-league after ranking fourth in the NBL in the value index ratings in 2005-06.

JIM MORAN

Gran Canaria (Spain - ACB)

Averaging 8.9 points and 3.0 rebounds per game, while shooting 40 percent from 3-point range and 78 percent from the free throw line for Gran Canaria ... Gran Canaria is 9-9 and tied for eighth in the 18-team ACB... Scored 11 points on a perfect 4-of-4 from the floor in a 102-85 loss to Tau Ceramica on Jan. 21 ... Helped Gran Canaria reach the ACB (top division) playoffs and finish the year fifth in the regular season with a 20-14 record in 2005-06 ... In his seventh season with the team, after starting 29 of the team's 34 regular season games in 2005-06, averaging 7.2 points and shooting 47 percent from 3-point range ... Has played six years in Spain.

SHERMAN RIVERS

BK Sadska (Czech Republic - NBL)

Averaging 12.6 points, 3.9 rebounds and 1.8 assists, all of which rank second on the team ... Finished with 13 points in a 110-92 loss to BK Synthesia Pardubice on Jan. 2 ... BK Sadska as it improved to 4-13 in the NBL ... Has a value index per game of 12.8 ... Averaged 13.8 points and 2.8 rebounds per game in his first season (2005-06) with BK Sadska.

Updated as of Jan. 22

GENERAL INFORMATION

NAME	The College of William & Mary
LOCATION	Williamsburg, Va.
FOUNDED	1693 (2nd oldest college in U.S.)
UNDERGRADUATE ENROLLMENT	5,700
NICKNAME	Tribe
COLORS	Green, Gold and Silver
ARENA (CAPACITY)	Kaplan Arena at William and Mary Hall (8,600)
AFFILIATION	NCAA Division I
CONFERENCE	Colonial Athletic Association
PRESIDENT	Gene R. Nichol
ALMA MATER	Oklahoma State, 1973
CHANCELLOR	Sandra Day O'Connor
ALMA MATER	Stanford, 1950
DIRECTOR OF ATHLETICS	Terry Driscoll
ALMA MATER	Boston College, 1969
SR. ASSOC. AD/SWA	Barbara Blosser
ALMA MATER	Ohio State, 1975
ATHLETICS DEPT. PHONE	(757) 221-3400
TICKET OFFICE PHONE	(757) 221-3340

MEN'S BASKETBALL INFORMATION

HEAD COACH	Tony Shaver
ALMA MATER	North Carolina, 1976
RECORD AT W&M	33-71 (Fourth Season)
CAREER RECORD	391-192 (21st Season)
ASSISTANT COACHES	Dee Vick (Hampden-Sydney, 1994) Antwon Jackson (Pikeville College, 1993) Ben Wilkins (North Carolina State, 2001)
2005-06 RECORD	8-20
CONFERENCE RECORD/FINISH	3-15/T10th
CAA TOURNAMENT RECORD	0-1 (.000)
STARTERS RETURNING/LOST	3/2
LETTERWINNERS RETURNING/LOST	10/5
FIRST YEAR OF BASKETBALL	1905-06
ALL-TIME RECORD	1042-1199 (.465)
NCAA TOURNAMENT APPEARANCES	None
NIT APPEARANCES	1 (1983)
LAST POSTSEASON OPPONENT	Virginia Tech (3/17/83), L 79-85

TEAM BIRTHDAYS

Laimis Kisielius	1/24/85
Head Coach Tony Shaver	1/28/54
Adam Payton	2/10/84
Steven Hess	3/3/87
Assistant Coach Dee Vick	5/10/71
Assistant Coach Antwon Jackson	5/14/68
David Schneider	5/18/87
Marcus Barnett	5/21/86
Nathan Mann	7/17/85
Assistant Coach Ben Wilkens	9/26/78
Chris Stratton	9/29/85
Kyle Carrabine	10/10/85
Peter Stein	10/20/86
Alex Smith	11/24/86
Chris Darnell	12/3/86
Danny Sumner	12/6/87
Adam Trumbower	12/10/84

NATIONAL POLLS

ESPN/USA TODAY COACHES POLL (JAN. 22)

1. Florida (23)	17-2	763	1
2. UCLA (6)	17-1	739	2
3. Wisconsin (2)	19-1	714	3
4. North Carolina	17-2	691	4
5. Ohio State	16-3	632	7
6. Texas A&M	16-2	620	8
7. Oregon	18-1	580	10
8. Kansas	16-3	531	5
9. Pittsburgh	17-3	522	6
10. Duke	16-3	416	17
11. Butler	17-2	407	15
12. Alabama	15-3	397	9
13. Air Force	18-2	395	11
14. Memphis	15-3	360	18
15. Nevada	17-2	332	13
16. Oklahoma State	16-3	301	14
17. Clemson	18-2	295	16
18. Washington State	16-3	281	21
19. Arizona	13-5	224	12
20. Marquette	17-4	185	NR
21. Notre Dame	16-3	163	20
22. LSU	13-5	90	19
23. Virginia Tech	14-5	71	25
24. Indiana	14-4	70	NR
25. Kentucky	15-4	52	NR

RECEIVING VOTES: USC 48, Villanova 30, Tennessee 23, UNLV 20, Northern Iowa 19, Texas 15, Michigan State 13, Virginia Commonwealth 13, Southern Illinois 10, Georgia Tech 8, Vanderbilt 7, Maryland 6, Boston College 5, Connecticut 5, Georgetown 5, West Virginia 5, Winthrop 4, Stanford 3, New Mexico State 3, George Washington 1, Colorado State 1.

ASSOCIATED PRESS POLL (JAN. 22)

1. Florida (42)	17-2	1,759	1
2. Wisconsin (22)	19-1	1,720	2
3. UCLA (6)	17-1	1,679	3
4. North Carolina (2)	17-2	1,597	4
5. Ohio State	16-3	1,470	7
6. Texas A&M	16-2	1,438	8
7. Oregon	18-1	1,387	9
8. Kansas	16-3	1,248	5
9. Pittsburgh	17-3	1,203	6
10. Duke	16-3	1,091	14
11. Memphis	15-3	954	17
12. Alabama	15-3	937	10
13. Oklahoma State	16-3	867	12
14. Butler	17-2	856	18
15. Marquette	17-4	726	24
16. Air Force	18-2	676	13
17. Arizona	13-5	545	11
18. Nevada	17-2	534	15
19. Clemson	18-2	507	19
20. Washington State	16-3	418	NR
21. LSU	13-5	392	16
22. Notre Dame	16-3	304	20
23. Indiana	14-4	210	NR
24. Virginia Tech	14-5	177	23
25. USC	15-5	149	NR

RECEIVING VOTES: Tennessee 118, Kentucky 83, Texas 69, Northern Iowa 46, Villanova 46, Texas Tech 36, Georgetown 28, Virginia Commonwealth 23, Michigan State 22, Vanderbilt 18, Southern Illinois 8, Stanford 8, Georgia Tech 7, Maryland 7, Boston College 6, UNLV 6, New Mexico State 6, Syracuse 5, Arkansas 3, George Washington 3, Akron 2, Connecticut 2, Florida State 2, Michigan 2.

TRIBE ADDS PAIR OF SIGNEES FOR 2007-08

The William and Mary men's basketball program and head coach Tony Shaver announced the signing of two players, 6-9, 240-pound power forward Marcus Kitts (Holly Springs, N.C.) and 6-4, 190-pound guard Valeriu 'Vali' Lazarescu (Brossard, Quebec, Canada), to National Letters of Intent on Nov. 9. The duo will begin competition for the Tribe during the 2007-08 season.

"It is a great day for the College of William and Mary basketball program," Shaver said. "We are adding two quality young men in Marcus Kitts and Valeriu Lazarescu to our basketball family. Our main objective with our fourth recruiting class was to be highly selective and sign difference makers. We are confident we accomplished both those goals by signing Marcus and Vali. Both players are home runs for our program. They come from great family backgrounds and have what it takes to be impact players for our ball club."

MARCUS KITTS - F - 6-9 - 240 - HOLLY SPRINGS, N.C. (MIDDLE CREEK)

Kitts averaged 19 points and 12 rebounds as a junior. He scored 419 points in 2005-06, including a season-high 36 against Lee County on Jan. 3. Each of the last two seasons, Kitts earned All-Tri-Seven Conference honors. As a sophomore in 2004-05, he averaged 13.5 points, 7.0 rebounds and 2.2 blocks per game.

"Marcus was the easiest evaluation I have made in my 30 years of coaching," Shaver said. "The first time I saw Marcus, he scored more than 30 points and grabbed over 20 rebounds in a 4A basketball game in the Raleigh, N.C., area. I knew he was our guy, and we just had to find a way to sign him. Marcus is a very talented athlete who has yet to realize his potential. He has exceptional hands and a rare knack for rebounding the ball above the rim. The bigger the game and the better the competition, the better Marcus plays. He is fearless, and he welcomes challenges from opposing teams and players."

The power forward was a 2006 McDonald's All-American Nominee. He earned MVP honors at the 2006 North Carolina State Games Tournament. After receiving interest from UNC Wilmington, Iowa, West Virginia, Davidson and Tennessee, Kitts chose to play collegiate basketball for the Tribe. He spent the summer of 2006 adding muscle to his game, bulking up nearly 20 pounds. Kitts is known as an all-out player who will bang in the paint. He gets off the floor quickly and rebounds on the interior with a purpose.

VALERIU LAZARESCU - G - 6-4 - 190 - BROSSARD, QUEBEC (CHAMPLAIN ST. LAMBERT)

Lazarescu is an athletic player and a flat-out scorer. He plays for head coach John Dangelas, regarded as one of the top coaches in Canada, at the College of Champlain St. Lambert in Montreal, Quebec, which is known for producing Division I talent. Lazarescu chose the Tribe over American, Princeton, Evansville, Toledo and Boston University.

"I am so thankful Coach John Dangelas allowed us to get involved with Vali at such a late date in the recruiting process," Shaver said. "Vali is a big guard with tremendous athleticism. He is the winner of multiple Canadian dunk contests. He can finish in transition above the rim, shoot from the perimeter and rebound from the guard position."

This season, Lazarescu led Champlain to the Hagen title with a perfect 5-0 mark. He earned tournament MVP honors and led Cavaliers to a 97-39 win over Algonquin in the title game with a team-high 22 points. He has enjoyed an exceptional final season at Champlain, also averaging 20 points per game at the Prep Canada Challenge against top teams from Toronto and Ottawa. At the 2005-06 Canadian Colleges Athletic Association (CCAA) Nationals, Lazarescu helped his Champlain team to a bronze medal.

NUMERICAL ROSTER

No.	Name	Pos.	El./Cl.	Ht.	Wt.	Hometown/High School
00	Steven Hess	F/C	Fr./Fr.	6-10	225	Charlotte, N.C./Gaston Day School
2	David Schneider	G	Fr./Fr.	6-3	175	Phoenix, Ariz./Brophy Prep
3	Adam Trumbower	G	Sr./Sr.	6-3	190	Roanoke, Va./Cave Spring
4	Alex Smith	F	So./So.	6-5	250	Greenville, S.C./Oak Hill Academy (Va.)
11	Nathan Mann	G	Jr./Jr.	6-2	190	Overland Park, Kan./St. Thomas Aquinas
12	Marcus Barnett	G	Jr./Jr.	6-2	195	Hampton, Va./Phoebus
13	Laimis Kisielius	F	Jr./Jr.	6-8	210	Vilnius, Lithuania/Miller School (Va.)
15	Peter Stein	F	So./So.	6-9	225	Houston, Texas/Westbury Christian
20	Kyle Carrabine	G	Jr./Jr.	6-7	205	Naperville, Ill./Neuqua Valley
22	Danny Sumner	F	Fr./Fr.	6-7	190	Fairfax, Va./Paul VI
23	Chris Darnell	F	So./So.	6-8	210	Fredericksburg, Va./North Stafford
24	Adam Payton	G	5th/Sr.	6-3	195	Burlington, N.J./The Lawrenceville School
25	Chris Stratton	F	Jr./Jr.	6-6	205	Burke, Va./Lake Braddock

ALPHABETICAL ROSTER

No.	Name	Pos.	El./Cl.	Ht.	Wt.	Hometown/High School
12	Marcus Barnett	G	Jr./Jr.	6-2	195	Hampton, Va./Phoebus
20	Kyle Carrabine	G	Jr./Jr.	6-7	205	Naperville, Ill./Neuqua Valley
23	Chris Darnell	F	So./So.	6-8	210	Fredericksburg, Va./North Stafford
00	Steven Hess	F/C	Fr./Fr.	6-10	225	Charlotte, N.C./Gaston Day School
13	Laimis Kisielius	F	Jr./Jr.	6-8	210	Vilnius, Lithuania/Miller School (Va.)
11	Nathan Mann	G	Jr./Jr.	6-2	190	Overland Park, Kan./St. Thomas Aquinas
24	Adam Payton	G	5th/Sr.	6-3	195	Burlington, N.J./The Lawrenceville School
2	David Schneider	G	Fr./Fr.	6-3	175	Phoenix, Ariz./Brophy Prep
4	Alex Smith	F	So./So.	6-5	250	Greenville, S.C./Oak Hill Academy (Va.)
15	Peter Stein	F	So./So.	6-9	225	Houston, Texas/Westbury Christian
25	Chris Stratton	F	Jr./Jr.	6-6	205	Burke, Va./Lake Braddock
22	Danny Sumner	F	Fr./Fr.	6-7	190	Fairfax, Va./Paul VI
3	Adam Trumbower	G	Sr./Sr.	6-3	190	Roanoke, Va./Cave Spring

Head Coach

Tony Shaver (North Carolina, 1976), Fourth season

Assistant Coaches

Dee Vick (Hampden-Sydney, 1994), Fourth season

Antwon Jackson (Pikeville College, 1993), Second season

Ben Wilkins (N.C. State, 2001) First season

PRONUNCIATION GUIDE

Kyle Carrabine CARE - uh - byne

Laimis Kisielius LIE-muss kiss-ILL-ee-us

Peter Stein STYNE

Adam Trumbower TRUM - bow - er

ROSTER BREAKDOWN

BY POSITION

Guard: Marcus Barnett, Kyle Carrabine, Nathan Mann, Adam Payton, David Schneider, Adam Trumbower

Forward: Laimis Kisielius, Chris Darnell, Alex Smith, Peter Stein, Christ Startton, Steven Hess, Danny Sumner

Center: Steven Hess

BY HEIGHT

6-10: Steven Hess

6-9: Peter Stein

6-8: Chris Darnell, Laimis Kisielius

6-7: Kyle Carrabine, Danny Sumner

6-6: Chris Stratton

6-5: Alex Smith

6-3: Adam Payton, Adam Trumbower, David Schneider

6-2: Marcus Barnett, Nathan Mann

BY CLASS

Seniors (2): Adam Payton, Adam Trumbower

Juniors (5): Marcus Barnett, Kyle Carrabine, Laimis Kisielius, Nathan Mann, Chris Stratton

Sophomores (3): Chris Darnell, Alex Smith, Peter Stein

Freshmen (3): Steven Hess, David Schneider, Danny Sumner

BY STATE

Arizona (1): David Schneider

Illinois (1): Kyle Carrabine

Kansas (1): Nathan Mann

New Jersey (1): Adam Payton

North Carolina (1): Steven Hess


South Carolina (1): Alex Smith


Texas (1): Peter Stein

Virginia (5): Marcus Barnett, Chris Darnell, Chris Statton, Danny Sumner, Adam Trumbower

BY COUNTRY

Lithuania (1): Laimis Kisielius





STEVEN HESS
FR. • 6-10 • 230
CHARLOTTE, N.C.



DAVID SCHNEIDER
FR. • 6-3 • 175
PHOENIX, ARIZ.



ADAM TRUMBOWER
SR. • 6-3 • 190
ROANOKE, VA.




ALEX SMITH
SO. • 6-5 • 250
GREENVILLE, S.C.




NATHAN MANN
JR. • 6-2 • 190
OVERLAND PARK, KAN.




MARCUS BARNETT
JR. • 6-2 • 195
HAMPTON, VA.




LAIMISKISIELIUS
JR. • 6-8 • 210
VILNIUS, LITHUANIA




PETER STEIN
SO. • 6-9 • 220
BELLAIRE, TEXAS




KYLE CARRABINE
JR. • 6-7 • 205
NAPERVILLE, ILL.




DANNY SUMNER
FR. • 6-7 • 190
FAIRFAX, VA.



CHRIS DARNELL
SO. • 6-8 • 210
FREDERICKSBURG, VA.



ADAM PAYTON
SR. • 6-3 • 195
BURLINGTON, N.J.



CHRIS STRATTON
JR. • 6-6 • 205
BURKE, VA.



TONY SHAVER
FOURTH SEASON AT W&M
31ST SEASON OVERALL



CAREER RECORD BOOK UPDATE

3-POINT FIELD GOALS

Player	Years	G	3FG
1. Matt Verkey	1993-96	106	218
2. Randy Bracy	1996-99	92	171
3. Greg Burzell	1987-89	82	150
4. Adam Hess	2002-04	75	144
5. Jim Moran	1998-2001	107	141
6. David Cox	1992-95	109	137
7. Mike Johnson	2000-02	79	129
8. Jimmy Apple	1988-91	86	124
9. B. Fitzgibbons	1996-97	54	119
10. Nathan Mann	2005-	76	113
11. Nick D'Antoni	2002-05	107	104
12. B. Connor	1990-93	102	88
13. Kurt Small	1992-95	108	86
14. Mit Winter	1998-01	109	75
T. Roberts	1990-93	111	75
16. Scotty Scott	1997, 99-00	65	69
17. T. Jennings	1995-98	71	66
18. Sean Duff	1991-94	85	64
19. Sherman Rivers	2000-03	113	59
20. Taylor Mokris	2003-06	107	58

3-POINT ATTEMPTS

Player	Years	G	3FGA
1. Matt Verkey	1993-96	106	583
2. Randy Bracy	1996-99	92	495
3. Adam Hess	2002-04	75	447
4. David Cox	1992-95	109	395
5. Jim Moran	1998-2001	107	376
6. Mike Johnson	2000-02	79	373
7. Greg Burzell	1987-89	82	358
8. Nathan Mann	2005-	76	341
Jimmy Apple	1988-91	86	341
10. Nick D'Antoni	2002-05	107	331
11. B. Fitzgibbons	1996-97	54	288
12. Kurt Small	1992-95	108	271

3-POINT PERCENTAGE

Player	Years	G	Pct
1. Greg Burzell	1987-89	82	.419
2. B. Fitzgibbons	1996-97	54	.413
3. Jim Moran	1998-01	107	.375
4. Matt Verkey	1993-96	106	.374
5. Mit Winter	1998-01	75	.366
6. Brendan Connor	1990-93	102	.364
Jimmy Apple	1988-91	86	.364
8. David Cox	1992-95	139	.347
9. Mike Johnson	2000-02	79	.346
10. Randy Bracy	1996-99	92	.345
11. Nathan Mann	2005-	76	.331

3-POINTERS PER GAME

(minimum 50 games)

Player	Years	G	Avg
1. B. Fitzgibbons	1996-97	54	2.20
2. Matt Verkey	1993-96	106	2.06
3. Adam Hess	2002-04	75	1.92
4. Randy Bracy	1996-99	92	1.86
5. Greg Burzell	1987-89	82	1.83
6. Mike Johnson	2000-02	79	1.63
7. Nathan Mann	2005-	76	1.49
8. Jimmy Apple	1988-91	86	1.44
9. Jim Moran	1998-01	107	1.32
10. David Cox	1992-95	137	1.26
11. Scotty Scott	1997, 99-00	65	1.06

ASSIST AVERAGE

(minimum 50 games)

Player	Years	G	Avg
1. Randy Bracy	1996-99	92	3.82
2. Scott Coval	1983-86	110	3.72
3. Brendan Connor	1990-93	102	3.51
4. John Lowenhaupt	1975-78	112	3.29
5. Nick D'Antoni	2002-05	107	3.17
6. Bill Barnes	1979-82	109	3.13
7. Mike Enoch	1975-78	110	3.13
8. Ron Satterthwaite	1974-77	106	3.12
9. David Cox	1992-95	109	3.08
10. Curtis Pride	1987-90	94	3.05
11. Matt O'Reilly	1987-90	106	2.80
12. George Spack	1972-73	52	2.77
13. Keith Cieplicki	1982-85	113	2.51
14. Scotty Scott	1997, 99-00	65	2.42
15. Sherman Rivers	2000-03	113	2.41
16. Adam Hess	2002-04	75	2.24
17. David Grabuloff	1996-98	76	2.17
18. Steve Seward	1972-73	53	2.17
19. Nathan Mann	2005-	76	2.16
20. Mike Arizin	1973-74	54	2.13
21. Jim Moran	1998-01	107	2.09

STEAL AVERAGE

(minimum 50 games)

Player	Years	G	Avg
1. Jim McDonough	1976-77	55	2.27
2. John Lowenhaupt	1976-78	84	1.90
3. Randy Bracy	1996-99	92	1.90
4. Bill Barnes	1979-82	109	1.90
5. Adam Payton	2006-	47*	1.64
6. Curtis Pride	1987-90	94	1.45
7. Mike Enoch	1976-78	83	1.45
8. Mike Strayhorn	1980-83	103	1.44
9. Jim Moran	1998-01	107	1.36
10. Kurt Small	1992-95	108	1.33
11. Scott Whitley	1978-81	101	1.27
12. Brendan Connor	1990-93	102	1.25
13. Adam Hess	2002-04	75	1.11
14. Rich Veres	1980-81	53	1.09
15. Sherman Rivers	2000-03	113	1.04
16. Matt Verkey	1993-96	106	1.00
17. Keith Cieplicki	1982-85	113	0.96
18. Ron Satterthwaite	1976-77	51	0.92
19. Todd Cauthorn	1990-93	105	0.88
20. Kevin Richardson	1982-85	113	0.88
Nathan Mann	2005-	76	0.76

*- Needs to play 50 games to qualify

ASSIST-TO-TURNOVER RATIO

Player	Years	G	A/T
1. John Lowenhaupt	1976-78	84	1.93
2. Scott Coval	1983-86	110	1.87
3. Keith Cieplicki	1982-85	113	1.43
4. Nick D'Antoni	2002-05	107	1.42
5. David Cox	1992-95	109	1.38
6. Mike Strayhorn	1980-83	103	1.35
7. Nathan Mann	2005-	76	1.33
Matt O'Reilly	1987-90	106	1.33
9. Cody Carbaugh	1999-02	97	1.28
10. Derrick Peters	1990-93	109	1.22
11. Tom Pfingst	1973-74	37	1.21

SINGLE SEASON RECORD BOOK UPDATE

FREE THROW PERCENTAGE

PLAYER	SEASON	FTM-FTA	Pct
1. Scott Coval	1986	111-121	.917
2. Dave Daugherty	1967	77-88	.875
3. Tony Traver	1983	111-127	.874
4. John Lowenhaupt	1978	114-132	.864
5. Tom Farrington	1960	75-87	.862
6. Keith Cieplicki	1983	131-153	.856
7. Adam Payton	2007	70-82	.854
8. Ron Panneton	1968	112-132	.848
9. Adam Hess	2003	114-135	.844
10. George Spack	1972	86-103	.835

3-POINT FG MADE PER GAME

PLAYER	SEASON	G	3PM	Avg
1. Greg Burzell	1988	29	75	2.59
2. Randy Bracy	1998	26	65	2.50
3. Adam Hess	2003	28	68	2.43
4. Matt Verkey	1994	27	63	2.33
5. Bobby Fitzgibbons	1997	28	62	2.21
6. Bobby Fitzgibbons	1996	26	57	2.19
7. Matt Verkey	1996	26	56	2.15
8. David Cox	1994	27	57	2.11
9. Adam Hess	2004	28	57	2.04
10. David Schneider	2007	16	32	2.00

SINGLE-SEASON 3-POINT FG PCT.

PLAYER	SEASONS	3PM-3PA	Pct.
1. Greg Burzell	1988	75-170	.441
2. Lamis Kisielius	2007	26-59	.441
3. Brendan Connor	1992	34-78	.436
4. Bobby Fitzgibbons	1996	57-131	.435
5. Jim Moran	1999	44-106	.415
6. Matt Verkey	1993	50-121	.413
7. Nathan Mann	2006	51-124	.411
8. Bobby Fitzgibbons	1997	62-157	.395
9. Matt Verkey	1994	63-164	.384
10. Jimmy Apple	1988	51-134	.381

TONY SHAVER

Head Coach • Fourth Season at W&M

William and Mary head coach Tony Shaver is in his fourth season at the helm of the Tribe men's basketball program and his 31st overall in coaching. Shaver has coached at the collegiate level for the last 19 years and was officially hired as the 31st head men's basketball coach in the history of the College on May 2, 2003.

The Green and Gold continue to make strides under the direction of Shaver. W&M started the 2005-06 season 4-1, marking the best start for a Tribe since opening the 1992-93 campaign with a 6-1 record. During that season, however, two of the team's first four wins were against non-Division I teams Virginia Wesleyan and Shenandoah, which means the 4-1 start for the 2005-06 squad was the first time in school history that the Tribe has opened a year with at least four wins in its first five games against current Division I opponents. Included in those four victories was a 70-60 win at Hampton, who went on to make the NCAA Tournament.

Prior to the start of the 2005-06 season, Shaver was inducted into the Episcopal High School Hall of Fame in a ceremony at the school on Nov. 11. He led EHS for 10 seasons from 1977-86. With his inception into the Episcopal Hall of Fame, Shaver has been inducted into the Hall of Fame at both of his head coaching stops prior to taking over the reigns at William and Mary. He was inducted into the Hampden-Sydney Hall of Fame in 2004.

In his second season at the helm, W&M immediately started the season on a high note, defeating Radford and Hartford to win the inaugural W&M Tip-Off Classic, the first regular season tournament title for the College since 1981. The Tribe defeated James Madison in the first round of the Colonial Athletic Association Tournament for W&M's first postseason win since 1997, and just the third in the last 20 years.

Shaver began his Tribe career with a 91-64 pounding of Liberty on Nov. 23, 2003. He also won his first ever Colonial Athletic Association contest, as the Tribe knocked off two-time defending league champion UNC Wilmington, 67-66, in overtime on Dec. 4, 2003. In the Tribe's first contest against a nationally ranked opponent under Shaver's direction, W&M performed well, leading No. 15 Pittsburgh by 10 points midway through the first half, before the Panthers, who attempted 28 more free throws than the Tribe, won 70-55.

There have been individual successes as well for the Green and Gold under Shaver's reign. 2004 graduate Adam Hess, currently playing professionally in Germany, became the first player in school history to lead the CAA in scoring. An outstanding student and athlete, Hess was named the CAA Male Scholar-Athlete of the Year (for all sports) and was a First-Team Academic All-American and all-conference selection as a senior. Current senior Corey Cofield was voted the 2004 CAA Rookie of the Year, leading all freshmen in the league in points, rebounds and field goal percentage. Cofield earned his second straight selection to the All-CAA third team in 2005, while current junior Iaimis Kisielius earned a spot on the CAA All-Rookie team in 2005.

Shaver came to W&M after coaching 17 seasons at Hampden-Sydney, compiling a record of 358-121 (.747). He turned the Tigers into a Division III national powerhouse, leading the men's basketball team to eight Old Dominion Athletic Conference titles, 12 20-win seasons and 11 NCAA Division III Tournament appearances. The winningest basketball coach in the program's history, he was named the ODAC and South Region Coach of the Year in 1995, 1999 and 2000, and was picked as the Virginia Sports Information Directors Division II-III Coach of the Year in



1997, 1999 and 2000.

In 2003, Shaver took the Tigers to the NCAA Division III Final Four, as his team finished with a record of 28-4, tied for the second-most wins in the program's history. In 1999, Shaver led H-SC to the national championship game, where the Tigers lost by one point in double-overtime to Wisconsin-Platteville. The team finished 29-3, setting a school record for most wins in a season.

Shaver also has a firm commitment to his players' success in the classroom. In 1999, one of his charges, Jack Jirak, was named the ODAC Scholar-Athlete of the Year and was also awarded the Gammon Cup as the top-student-athlete at the college. Two of Shaver's players, David Hobbs (1999) and Russell Turner (1992) earned Academic All-America honors. A number of his players have been named to the Academic All-ODAC squad, including six student-athletes in 1998.

Prior to taking over at Hampden-Sydney for the 1986-87 campaign, Shaver spent 10 years as the head boys' basketball coach at Episcopal High School in Alexandria, Virginia. He was named the Virginia State Private School Coach of the Year in 1986, and was twice picked as the Alexandria Coach of the Year, while winning 73 percent of his games.

A 1976 graduate of North Carolina, Shaver was a guard on the Tar Heel men's basketball team from 1972-75 under head coach Dean Smith. Originally a walk-on, he earned a scholarship his rookie season, when he was awarded the prestigious Butch Bennett Award, presented to the freshman who exemplifies determination, sportsmanship and sacrifice for the team. Shaver was voted the honoree by his teammates. During his four years in Chapel Hill, UNC went 95-26, including a pair of trips to the NCAA Tournament in 1975 and 1976. During the 1975 season, the Tarheels won the ACC Tournament and advanced to the Sweet 16. During the 1973 and 1974 season, North Carolina made the National Invitational Tournament.

A native of High Point, North Carolina, Shaver and his wife, Ann, are the parents of three sons: Christopher (25), a former standout pitcher on the Tribe's baseball team, who is currently pitching with the Chicago Cubs organization, Austin (22) and Jackson (15).

00

STEVEN HESS

Fr. - F/C - 6-10 - 225 (Charlotte, N.C./Gaston Day School)

- Played a career-high 15 minutes off the bench at Old Dominion (1/24/07) and finished with two points, three rebounds, a blocked shot and two steals
- Registered his first career assist and tallied a career-best four points vs. UMBC (12/22/06)
- Equalled a career high in minutes played (11) while adding three points vs. North Florida (12/8/06)
- After missing most of the week prior to the Kansas State game due to illness, came off the bench to score three points, pull down three rebounds and block a shot in 11 minutes of action
- Saw action in the Tribe's exhibition victory over Barton College
- A three-year letterwinner at Gaston Day
- A McDonald's All-American nominee
- Garnered All-Southern Piedmont Athletic Association honors as a junior and senior
- Averaged 13.1 points and nine rebounds as a senior at Gaston Day
- Named Hardest Working Player during his senior season at Gaston Day
- As a junior at Gaston Day, helped his team reach the semifinals of the state tournament in North Carolina's largest independent-school classification

SINGLE-GAME HIGHS

POINTS	
Season	4 vs. UMBC (12/22/06)
Career	4 vs. UMBC (12/22/06)
FIELD GOALS	
Season	1, six times, most recently at Old Dominion (1/24/07)
Career	1, six times, most recently at Old Dominion (1/24/07)
FIELD GOAL ATTEMPTS	
Season	3 at Kansas State (11/11/06)
Career	3 vs. Wagner (11/20/06)
3-POINT FIELD GOALS	
Season	None
Career	None
3-POINT FIELD GOAL ATTEMPTS	
Season	None
Career	None
FREE THROWS	
Season	2 vs. Hampton (12/28/06)
Career	2 vs. Hampton (12/28/06)
FREE THROW ATTEMPTS	
Season	4 vs. North Florida (12/8/06)
Career	4 vs. North Florida (12/8/06)
REBOUNDS	
Season	3, three times, most recently at Old Dominion (1/24/07)
Career	3, three times, most recently at Old Dominion (1/24/07)
ASSISTS	
Season	1 vs. UMBC (12/22/06)
Career	1 vs. UMBC (12/22/06)
STEALS	
Season	2 at Old Dominion (1/24/07)
Career	2 at Old Dominion (1/24/07)
BLOCKED SHOTS	
Season	1, three times, most recently at Old Dominion (1/24/07)
Career	1, three times, most recently at Old Dominion (1/24/07)
MINUTES	
Season	15 at Old Dominion (1/24/07)
Career	15 at Old Dominion (1/24/07)

HESS' 2006-07 GAME-BY-GAME STATISTICS

Date	Opp	Min	FG-A	Pct	3FG-A	Pct	FT-A	Pct	O-D	Tot	PF	A	TO	B	S	Pts
N11	at Kansas St.	11	1-3	.333	0-0	.000	1-4	.250	1-2	3	3	0	1	1	0	3
N20	Wagner	8	1-3	.333	0-0	.000	0-0	.000	0-3	3	2	0	1	1	0	2
N25	at Holy Cross															
N28	at Navy	6	1-1	1.000	0-0	.000	0-0	.000	0-0	0	1	0	0	0	0	2
D1	Jacksonville St.	6	0-1	.000	0-0	.000	0-1	.000	0-1	1	1	0	0	0	0	0
D2	Cornell	3	0-0	.000	0-0	.000	0-0	.000	0-0	0	0	0	0	0	0	0
D5	Towson	6	0-0	.000	0-0	.000	0-0	.000	0-1	1	1	0	0	0	0	0
D8	North Florida	11	1-2	.500	0-0	.000	1-4	.250	1-0	1	0	0	0	0	0	3
D22	UMBC	6	1-1	1.000	0-0	.000	2-2	1.000	0-0	0	2	1	0	0	0	4
D28	Hampton	7	0-0	.000	0-0	.000	2-2	1.000	1-1	2	1	0	2	0	0	2
D31	Richmond															
J3	at GMU															
J6	Northeastern															
J8	at Georgia St.	0+	0-0	.000	0-0	.000	0-0	.000	0-0	0	0	0	0	0	0	0
J10	VCU	1	0-0	.000	0-0	.000	0-0	.000	0-0	0	0	0	1	0	0	0
J13	at Delaware															
J17	at GMU															
J20	at Hofstra	4	0-0	.000	0-0	.000	0-0	.000	0-0	0	0	0	0	0	0	0
J24	at ODU	15	1-2	.500	0-0	.000	0-0	.000	0-3	3	5	0	3	1	2	2
J27	Georgia State															
J29	at VCU															
J31	JMU															
F3	UNCW															
F7	at JMU															
F10	at UNCW															
F14	Drexel															
F17	ESPN BracketBusters															
F21	at Drexel															
F24	ODU															

HESS' CAREER STATISTICS

Season	G-GS	Min-Avg	FG-A	Pct	3FG-A	Pct	FT-A	Pct	OR-DR	Reb-Avg	PF-FO	A	TO	Blk	St	Pts-Avg
2006-07	13-0	84-6.5	6-13	.462	0-0	.000	6-13	.462	3-11	14-1.1	16-1	1	8	3	2	18-1.4
Career	13-0	84-6.5	6-13	.462	0-0	.000	6-13	.462	3-11	14-1.1	16-1	1	8	3	2	18-1.4

HESS' CAA STATISTICS

Season	G-GS	Min-Avg	FG-A	Pct	3FG-A	Pct	FT-A	Pct	OR-DR	Reb-Avg	PF-FO	A	TO	Blk	St	Pts-Avg
2006-07	5-0	26-5.2	1-2	.500	0-0	.000	0-0	.000	0-4	4-0.8	6-1	0	4	1	2	2-0.4
Career	5-0	26-5.2	1-2	.500	0-0	.000	0-0	.000	0-4	4-0.8	6-1	0	4	1	2	2-0.4

2

DAVID SCHNEIDER

Fr. - G - 6-3 - 175 (Phoenix, Ariz./Brophy Prep)

SINGLE-GAME HIGHS

POINTS
 Season 18 vs. Towson (12/5/06)
 18 at Kansas State (11/11/06)
 Career 18 vs. Towson (12/5/06)
 18 at Kansas State (11/11/06)

FIELD GOALS
 Season 5 vs. Towson (12/5/06)
 5 at Kansas State (11/11/06)
 Career 5 vs. Towson (12/5/06)
 5 at Kansas State (11/11/06)

FIELD GOAL ATTEMPTS
 Season 14 at Kansas State (11/11/06)
 Career 14 at Kansas State (11/11/06)

3-POINT FIELD GOALS
 Season 4 vs. Northeastern (1/6/07)
 4 vs. Towson (12/5/06)
 Career 4 vs. Northeastern (1/6/07)
 4 vs. Towson (12/5/06)

3-POINT FIELD GOAL ATTEMPTS
 Season 9 at Kansas State (11/11/06)
 Career 9 at Kansas State (11/11/06)

FREE THROWS
 Season 6 at Hofstra (1/20/07)
 Career 6 at Hofstra (1/20/07)

FREE THROW ATTEMPTS
 Season 7 at Hofstra (1/20/07)
 7 at Kansas State (11/11/06)
 Career 7 at Hofstra (1/20/07)
 7 at Kansas State (11/11/06)

REBOUNDS
 Season 9 at Kansas State (11/11/06)
 Career 9 at Kansas State (11/11/06)

ASSISTS
 Season 7 at Kansas State (11/11/06)
 Career 7 at Kansas State (11/11/06)

STEALS
 Season 4 at Kansas State (11/11/06)
 Career 4 at Kansas State (11/11/06)

BLOCKED SHOTS
 Season None
 Career None

MINUTES
 Season 38 at Kansas State (11/11/06)
 Career 38 at Kansas State (11/11/06)

- Named CAA Rookie of the Week on two occasions (Nov. 13 and Jan. 8)
- Connected on a career-high tying four 3-point field goals, scoring 13 points and pulling down a team-high eight rebounds in a victory over Northeastern (1/6/07)
- Tallied 10 points to go along with four assists in his first career CAA road game at George Mason (1/3/07)
- After missing three games with an injury returned to the floor, coming off the bench to lead W&M with 18 points, including four 3-point field goals against Towson (12/5/06)
- Dished out six assists compared to only one turnover against Wagner (11/20/06)
- Led the Tribe in points (18), rebounds (9), assists (7), steals (4) and minutes played (38) against the Wildcats
- Turned in an impressive performance in the Tribe's exhibition victory over Barton College with 14 points on 5-of-7 shooting to go along with team-highs in assists (7), rebounds (8) and steals (8)
- His eight steals would have established a Kaplan Arena and W&M school-record
- Earned honorable mention 5A All-State honors at Brophy College Prep
- Father, Jeff Schneider, played basketball at Virginia Tech and was drafted by the Houston Rockets in the fifth round of the 1982 NBA Draft

SCHNEIDER'S 2006-07 GAME-BY-GAME STATISTICS

Date	Opp	Min	FG-A	Pct	3FG-A	Pct	FT-A	Pct	O-D	Tot	PF	A	TO	B	S	Pts
N11	at Kansas St.	38	5-14	.357	3-9	.333	5-7	.714	1-8	9	4	7	5	0	4	18
N20	Wagner	25	2-3	.667	1-2	.500	3-4	.750	0-2	2	3	6	1	0	1	8
N25	at Holy Cross	29	1-7	.143	0-2	.000	2-4	.500	0-1	1	4	1	1	0	3	4
N28	at Navy									DNP						
D1	Jacksonville St.									DNP						
D2	Cornell									DNP						
D5	Towson	28	5-9	.556	4-8	.500	2-3	.667	0-2	2	3	2	1	0	1	18
D8	North Florida	31	2-5	.400	2-4	.500	4-4	1.000	1-2	3	1	5	2	0	2	10
D22	UMBC	34	3-8	.375	3-6	.500	2-2	1.000	0-1	1	1	2	1	0	0	11
D28	Hampton	29	1-5	.200	1-5	.200	3-6	.500	0-3	3	4	3	3	0	0	6
D31	Richmond	32	3-7	.429	3-7	.429	0-1	.000	0-3	3	2	0	4	0	2	9
J3	at GMU	36	3-8	.375	2-6	.333	2-2	1.000	1-1	2	3	4	3	0	1	10
J6	Northeastern	31	4-9	.444	4-8	.500	1-2	.500	3-5	8	2	2	0	0	1	13
J8	at Georgia St.	33	3-9	.333	1-6	.167	0-2	.000	1-5	6	2	4	2	0	2	7
J10	VCU	35	3-7	.429	2-6	.333	2-5	.400	2-2	4	4	3	3	0	0	10
J13	at Delaware	33	2-8	.250	1-5	.200	2-2	1.000	2-0	2	4	1	2	0	0	7
J17	GMU	35	3-7	.429	2-5	.400	3-3	1.000	1-6	7	2	2	2	0	0	11
J20	at Hofstra	32	0-7	.000	0-5	.000	6-7	.857	1-3	4	3	4	2	0	0	6
J24	at ODU	27	3-7	.429	3-7	.429	0-0	.000	0-2	2	3	1	1	0	0	9
J27	Georgia State															
J29	at VCU															
J31	JMU															
F3	UNCW															
F7	at JMU															
F10	at UNCW															
F14	Drexel															
F17	ESPN BracketBusters															
F21	at Drexel															
F24	ODU															

* Games started

SCHNEIDER'S CAREER STATISTICS

Season	G-GS	Min-Avg	FG-A	Pct	3FG-A	Pct	FT-A	Pct	OR-DR	Reb-Avg	PF-FO	A	TO	Blk	St	Pts-Avg
2006-07	16-15	508-31.8	43-120	.358	32-93	.344	39-56	.696	13-46	59-3.7	45-0	47	33	0	17	157-9.8
Career	16-15	508-31.8	43-120	.358	32-93	.344	39-56	.696	13-46	59-3.7	45-0	47	33	0	17	157-9.8

SCHNEIDER'S CAA STATISTICS

Season	G-GS	Min-Avg	FG-A	Pct	3FG-A	Pct	FT-A	Pct	OR-DR	Reb-Avg	PF-FO	A	TO	Blk	St	Pts-Avg
2006-07	9-8	290-32.2	26-71	.366	19-56	.339	18-26	.692	11-26	37-4.1	26-0	23	16	0	5	91-10.1
Career	9-8	290-32.2	26-71	.366	19-56	.339	18-26	.692	11-26	37-4.1	26-0	23	16	0	5	91-10.1



3

ADAM TRUMBOWER

Sr. - G - 6-3 - 190 (Roanoke, Va./Cave Spring)

- Equalled a career-high with a pair of 3-point field goals at Old Dominion (1/24/07)
- In first start of the season vs. Cornell (12/2/06), had seven points and a career-high tying five assists
- Led the Tribe in points with a career-high 12 against Navy (11/28/06)
- Finished 8-of-9 from the free throw line, while also leading the Tribe in rebounds (6) and assists (4) against the Midshipmen
- Team Co-Captain with senior Adam Payton
- Earned scholarship for his senior season after playing his first three years at W&M as a walk on
- Scored a season-high seven points against VCU (1/19/06), while logging 16 minutes
- Tallied four points in the Tribe's season-opening win over Maine (11/18/05)
- Registered steals against Delaware (2/15/06), Georgia State (2/4/06) and at VCU (1/19/06)
- Became the first walk on to start a game since 1996-97
- Tallied a then career-high eight points and seven rebounds off the bench at Radford (11/24/03)
- Set a career high with five assists in start at Delaware (1/21/04)
- Played 25 minutes with six points, three rebounds and two assists against Liberty (11/23/03) in his first career game.

SINGLE-GAME HIGHS

POINTS
 Season 12 at Navy (11/28/06)
 Career 12 at Navy (11/28/06)

FIELD GOALS
 Season 2, four times, most recently at Old Dominion (1/24/07)
 Career 3 vs. Campbell (12/30/03)
 3 at Radford (11/24/03)

FIELD GOAL ATTEMPTS
 Season 4 vs. Cornell (12/2/06)
 4 at Navy (11/28/06)
 Career 7 vs. Campbell (12/30/03)
 7 at Radford (11/24/03)

3-POINT FIELD GOALS
 Season 2 at Old Dominion (1/24/07)
 Career 2, four times, most recently at Old Dominion (1/24/07)

3-POINT FIELD GOAL ATTEMPTS
 Season 3 at Old Dominion (1/24/07)
 3 vs. Cornell (12/2/06)
 Career 6 at Radford (11/24/03)

FREE THROWS
 Season 8 at Navy (11/28/06)
 Career 8 at Navy (11/28/06)

FREE THROW ATTEMPTS
 Season 9 at Navy (11/28/06)
 Career 9 at Navy (11/28/06)

REBOUNDS
 Season 6 at Navy (11/28/06)
 Career 7 at Radford (11/24/03)

ASSISTS
 Season 5 vs. Cornell (12/2/06)
 Career 5 vs. Cornell (12/2/06)
 5 at Delaware (1/21/04)

STEALS
 Season 3 vs. North Florida (12/8/06)
 Career 3 vs. North Florida (12/8/06)

BLOCKED SHOTS
 Season None
 Career 1 vs. Drexel (2/2/05)
 1 at Towson (1/14/04)

MINUTES
 Season 27 vs. Cornell (12/2/06)
 Career 36 at Delaware (1/21/04)

TRUMBOWER'S 2006-07 GAME-BY-GAME STATISTICS

Date	Opp	Min	FG-A	Pct	3FG-A	Pct	FT-A	Pct	O-D	Tot	PF	A	TO	B	S	Pts
N11	at Kansas St.	2	0-0	.000	0-0	.000	0-0	.000	0-1	1	0	0	1	0	0	0
N20	Wagner	16	1-2	.500	0-1	.000	0-0	.000	0-1	1	2	1	1	0	0	2
N25	at Holy Cross	4	0-0	.000	0-0	.000	0-0	.000	0-1	1	1	1	0	0	0	0
N28	at Navy	25	2-4	.500	0-2	.000	8-9	.889	2-4	6	3	4	1	0	0	12
D1	Jacksonville St.	20	0-2	.000	0-1	.000	2-2	1.000	1-4	5	2	1	1	0	1	2
D2	Cornell	27	2-4	.500	1-3	.333	2-2	1.000	0-2	2	3	5	1	0	0	7
D5	Towson	20	0-2	.000	0-1	.000	2-2	1.000	1-3	4	2	3	1	0	0	2
D8	North Florida	15	1-3	.333	0-1	.000	0-0	.000	1-2	3	2	2	1	0	3	2
D22	UMBC	9	2-2	1.000	0-0	.000	2-2	1.000	0-0	0	0	0	1	0	0	6
D28	Hampton	11	0-1	.000	0-1	.000	1-2	.500	1-1	2	2	1	4	0	0	1
D31	Richmond	8	0-0	.000	0-0	.000	0-0	.000	0-0	0	1	1	1	0	0	0
J3	at GMU	4	0-0	.000	0-0	.000	0-0	.000	0-0	0	1	0	0	0	0	0
J6	Northeastern	9	0-1	.000	0-0	.000	0-0	.000	0-1	1	1	1	0	0	0	0
J8	at Georgia St.	9	0-1	.000	0-1	.000	0-0	.000	0-1	1	0	0	0	0	0	0
J10	VCU	1	0-0	.000	0-0	.000	0-0	.000	0-0	0	0	0	1	0	0	0
J13	at Delaware	12	0-1	.000	0-1	.000	0-0	.000	0-0	1	0	0	0	0	0	0
J17	GMU	7	0-0	.000	0-0	.000	0-0	.000	0-1	1	0	1	0	0	0	0
J20	at Hofstra	7	0-1	.000	0-0	.000	0-0	.000	0-1	1	1	0	0	0	0	0
J24	at ODU	14	2-3	.667	2-3	.667	0-0	.000	1-0	1	0	0	1	0	0	6
J27	Georgia State															
J29	at VCU															
J31	JMU															
F3	UNCW															
F7	at JMU															
F10	at UNCW															
F14	Drexel															
F17	ESPN BracketBusters															
F21	at Drexel															
F24	ODU															

TRUMBOWER'S CAREER STATISTICS

Season	G-GS	Min-Avg	FG-A	Pct	3FG-A	Pct	FT-A	Pct	OR-DR	Reb-Avg	PF-FO	A	TO	Blk	St	Pts-Avg
2003-04	28-2	482-17.2	19-74	.257	9-55	.164	16-24	.667	14-28	42-1.5	32-0	36	28	1	5	63-2.3
2004-05	15-1	90-6.0	6-18	.333	3-10	.300	11-11	1.000	4-10	14-0.9	5-0	6	7	1	3	26-1.7
2005-06	21-0	106-5.0	2-18	.111	1-9	.111	7-9	.778	2-5	7-0.3	13-0	5	8	0	3	12-0.6
2006-07	19-2	220-11.6	10-27	.370	3-15	.200	17-19	.895	7-23	30-1.6	22-0	21	14	0	4	38-2.0
Career	83-5	903-10.9	37-135	.274	16-89	.180	51-63	.810	27-66	93-1.1	71-0	68	57	2	15	139-1.7

TRUMBOWER'S CAA STATISTICS

Season	G-GS	Min-Avg	FG-A	Pct	3FG-A	Pct	FT-A	Pct	OR-DR	Reb-Avg	PF-FO	A	TO	Blk	St	Pts-Avg
2003-04	18-2	278-15.4	6-35	.171	3-26	.115	7-11	.636	7-8	15-0.8	22-0	22	16	1	3	22-1.2
2004-05	8-1	58-7.3	4-10	.400	1-4	.250	8-8	1.000	2-5	7-0.9	4-0	4	4	1	1	17-2.1
2005-06	15-0	87-5.8	1-12	.083	1-7	.143	5-7	.714	1-5	6-0.4	9-0	5	7	0	3	8-0.5
2006-07	9-1	94-10.3	2-9	.222	2-6	.333	2-2	1.000	2-7	9-1.0	6-0	5	2	0	0	8-0.9
Career	50-4	506-10.1	13-66	.197	7-43	.163	22-28	.786	12-25	37-0.7	39-0	36	29	2	7	54-1.1

SINGLE-GAME HIGHS

POINTS
 Season 16 at Delaware (1/13/07)
 Career 16 at Delaware (1/13/07)

FIELD GOALS
 Season 5 at Delaware (1/13/07)
 Career 5 at Delaware (1/13/07)

FIELD GOAL ATTEMPTS
 Season 9 at Delaware (1/13/07)
 Career 9 at Delaware (1/13/07)

3-POINT FIELD GOALS
 Season 1 at Hofstra (1/20/07)
 1 at Georgia State (1/8/07)
 Career 1 at Hofstra (1/20/07)
 1 at Georgia State (1/8/07)

3-POINT FIELD GOAL ATTEMPTS
 Season 2 at Hofstra (1/20/07)
 Career 2 at Hofstra (1/20/07)

FREE THROWS
 Season 6 at Delaware (1/13/07)
 Career 6 at Delaware (1/13/07)

FREE THROW ATTEMPTS
 Season 6 at Delaware (1/13/07)
 Career 6 at Delaware (1/13/07)
 6 vs. Maine (11/18/05)

REBOUNDS
 Season 9 at Delaware (1/13/07)
 Career 9 at Delaware (1/13/07)

ASSISTS
 Season 1, five times, most recently
 at Hofstra (1/20/07)
 Career 1, nine times, most recently
 at Hofstra (1/20/07)

STEALS
 Season 2 at Navy (11/28/06)
 Career 2 at Navy (11/28/06)
 2 at Towson (12/3/05)

BLOCKED SHOTS
 Season 2 vs. Hampton (12/28/06)
 Career 3 vs. Maine (11/18/05)

MINUTES
 Season 24 at Delaware (1/13/07)
 Career 24 at Delaware (1/13/07)

4

ALEX SMITH

So. - F - 6-5 - 250 (Greenville, S.C./Oak Hill Academy (Va.))

- Scored seven or more points off the Tribe bench in eight of the last 11 games, leading W&M in scoring off the bench those eight games as well
- Despite only starting two game, has led the Tribe in rebounding on five different occasions
- Ranks second in the league in free throw shooting (.941) during CAA play
- Hit his second 3-pointer of the season at Hofstra on his way to eight points and a team-high six rebounds
- Turned a career effort at Delaware (1/13/07) with 16 points on 5-of-9 from the field and 6-of-6 from the free throw line, including a team-high nine rebounds
- Scored 12 points and pulled down a team high five rebounds in 23 minutes vs. VCU (1/10/07)
- Connected on first career 3-pointer from the top of the key at Georgia State (1/8/07)
- Came off the bench and scored 11 points on 4-of-5 shooting from the field to go along with four rebounds in the Tribe's win at George Mason (1/3/07)
- Had a trio of 3-point plays on the block vs. the Patriots
- Started his first game of the season vs. Jacksonville State (12/1/06)
- Scored a then career-high 10 points in his first career game against Maine (11/18/05)
- Played for national power Oak Hill Academy in 2004-05, which ended the season ranked No. 1 in the nation in the *USA Today* Super 25 Boys' Basketball Rankings and finished the season with a record of 34-2

SMITH'S 2006-07 GAME-BY-GAME STATISTICS

Date	Opp	Min	FG-A	Pct	3FG-A	Pct	FT-A	Pct	O-D	Tot	PF	A	TO	B	S	Pts
N11	at Kansas St.	13	1-4	.250	0-0	.000	0-0	.000	1-2	3	2	0	0	0	0	2
N20	Wagner	12	1-4	.250	0-0	.000	0-1	.000	1-4	5	3	0	0	1	0	2
N25	at Holy Cross	11	1-2	.500	0-0	.000	1-1	1.000	0-2	2	5	0	1	1	0	3
N28	at Navy	19	4-6	.667	0-1	.000	1-4	.250	2-2	4	2	1	2	0	2	9
D1	Jacksonville St.	17	1-3	.333	0-0	.000	0-0	.000	2-1	3	0	0	2	0	0	2
D2	Cornell	16	3-6	.500	0-0	.000	0-2	.000	1-1	2	1	0	2	0	1	6
D5	Towson	10	0-1	.000	0-0	.000	0-0	.000	0-2	2	0	0	0	0	0	0
D8	North Florida	9	1-2	.500	0-0	.000	1-2	.500	1-0	1	1	0	0	0	0	3
D22	UMBC	15	4-8	.500	0-0	.000	1-1	1.000	1-4	5	2	0	2	0	0	9
D28	Hampton	21	4-7	.571	0-1	.000	0-0	.000	1-2	3	3	1	1	2	0	8
D31	Richmond	20	4-5	.800	0-0	.000	4-5	.800	2-2	4	3	0	2	0	1	12
J3	at GMU	14	4-5	.800	0-0	.000	3-3	1.000	1-3	4	1	1	1	0	0	11
J6	Northeastern	15	1-2	.500	0-0	.000	2-2	1.000	0-1	1	3	0	1	1	0	4
J8	at Georgia St.	11	3-3	1.000	1-1	1.000	0-0	.000	0-1	1	4	0	2	0	0	7
J10	VCU	23	4-5	.800	0-0	.000	4-5	.800	3-2	5	3	0	2	0	0	12
J13	at Delaware	24	5-9	.556	0-1	.000	6-6	1.000	7-2	9	3	0	1	0	0	16
J17	GMU	2	0-0	.000	0-0	.000	0-0	.000	0-0	0	2	0	1	0	0	0
J20	at Hofstra	17	3-6	.500	1-2	.500	1-1	1.000	3-3	6	1	1	3	0	0	8
J24	at ODU	11	0-1	.000	0-0	.000	1-2	.500	0-3	3	0	0	1	0	0	1
J27	Georgia State															
J29	at VCU															
J31	JMU															
F3	UNCW															
F7	at JMU															
F10	at UNCW															
F14	Drexel															
F17	ESPN BracketBusters															
F21	at Drexel															
F24	ODU															

• Games started

SMITH'S CAREER STATISTICS

Season	G-GS	Min-Avg	FG-A	Pct	3FG-A	Pct	FT-A	Pct	OR-DR	Reb-Avg	PF-FO	A	TO	Blk	St	Pts-Avg
2005-06	27-3	252-9.3	23-51	.451	0-1	.000	23-35	.657	16-40	56-2.1	25-1	4	21	6	5	69-2.6
2006-07	19-2	280-15.3	44-79	.557	2-6	.333	25-35	.714	26-37	63-3.3	39-1	5	22	4	4	115-6.1
Career	46-5	532-11.6	67-130	.515	2-7	.286	48-70	.686	42-77	119-2.6	64-2	9	43	10	9	184-4.0

SMITH'S CAA STATISTICS

Season	G-GS	Min-Avg	FG-A	Pct	3FG-A	Pct	FT-A	Pct	OR-DR	Reb-Avg	PF-FO	A	TO	Blk	St	Pts-Avg
2005-06	17-1	160-9.4	14-29	.483	0-1	.000	13-20	.650	10-27	37-2.2	17-1	2	11	2	3	41-2.4
2006-07	9-1	127-14.1	20-32	.625	2-4	.500	17-19	.895	14-17	31-3.4	17-0	3	12	0	0	59-6.6
Career	26-2	287-11.0	34-61	.557	2-5	.400	30-39	.769	24-44	68-2.6	34-1	5	23	2	3	100-3.8

11

NATHAN MANN

Jr. - G - 6-2 - 190 (Overland Park, Kan./St. Thomas Aquinas)

- Knocked down three 3-point field goals in three of the Tribe's last five games
- Finished with seventh double-digit performance of the season, scoring 13 points as he connected on 5-of-7 from the field and 3-of-5 from 3-point range vs. George Mason (1/16/07)
- Scored 11 of his team-high 14 points in the first half of the Tribe's win at George Mason (1/3/07), hitting on four 3-pointers for the second time this season
- Led W&M with 13 points and a career-high nine rebounds in the victory over North Florida (12/8/06)
- Connected on four 3-point field goals, finishing with a season-high 15 points against Cornell (12/2/06)
- Finished with 12 points on 5-of-9 from the floor, including a pair of 3-point field goals, to go along with team highs in rebounds (6) and assists (4) against Holy Cross (11/25/06)
- Knocked down four, or more, 3-pointers on seven occasions, including three contests of five trifectas
- Notched his second career 20-plus point game with a season-high 21 at Georgia State (1/14/06), including five 3-point field goals
- Scored career-high 25 points, shooting 10-of-19 from the floor and 5-of-11 from the 3-point line in 41 minutes in double-overtime game against George Mason (2/12/05)

SINGLE-GAME HIGHS

POINTS
 Season 15 vs. Cornell (12/2/06)
 Career 25 vs. George Mason (2/12/05)

FIELD GOALS
 Season 5, four times, most recently vs. George Mason (1/16/07)
 Career 10 vs. George Mason (2/12/05)

FIELD GOAL ATTEMPTS
 Season 13 vs. Cornell (12/2/06)
 Career 19 vs. George Mason (2/12/05)

3-POINT FIELD GOALS
 Season 4 at George Mason (1/3/07)
 4 vs. Cornell (12/2/06)
 Career 5, four times, most recently at Georgia State (1/14/06)

3-POINT FIELD GOAL ATTEMPTS
 Season 10 vs. Cornell (12/2/06)
 Career 11 vs. George Mason (2/12/05)

FREE THROWS
 Season 4 vs. North Florida (12/8/06)
 4 vs. Towson (12/5/06)
 Career 4, six times, most recently vs. North Florida (12/8/06)

FREE THROW ATTEMPTS
 Season 4 vs. North Florida (12/8/06)
 4 vs. Towson (12/5/06)
 Career 6 vs. Hampton (12/30/04)

REBOUNDS
 Season 9 vs. North Florida (12/8/06)
 Career 9 vs. North Florida (12/8/06)

ASSISTS
 Season 4, four times, most recently at Hofstra (1/20/07)
 Career 6 vs. Towson (1/26/05)

STEALS
 Season 2 vs. Northeastern (1/6/07)
 2 vs. Towson (12/5/06)
 Career 5 vs. Maine (11/18/05)
 5 vs. Longwood (12/1/04)

BLOCKED SHOTS
 Season 1 vs. Northeastern (1/6/07)
 1 vs. Wagner (11/20/06)
 Career 1, five times, most recently vs. Northeastern (1/6/07)

MINUTES
 Season 33 vs. VCU (1/10/07)
 Career 41 vs. George Mason (2/12/05)

MANN'S 2006-07 GAME-BY-GAME STATISTICS

Date	Opp	Min	FG-A	Pct	3FG-A	Pct	FT-A	Pct	O-D	Tot	PF	A	TO	B	S	Pts
N11	at Kansas St.	20	2-6	.333	1-5	.200	0-0	.000	1-0	1	5	1	0	1	0	5
N20	Wagner	23	0-6	.000	0-3	.000	0-0	.000	0-3	3	0	1	0	1	1	0
N25	at Holy Cross	27	5-9	.556	2-5	.400	0-1	.000	0-6	6	3	4	0	0	0	12
N28	at Navy	26	1-6	.167	1-6	.167	0-0	.000	0-2	2	2	3	2	0	0	3
D1	Jacksonville St.	28	4-8	.500	0-3	.000	0-0	.000	0-5	5	2	2	4	0	1	8
D2	Cornell	29	5-13	.385	4-10	.400	1-2	.500	0-4	4	2	1	0	0	0	15
D5	Towson	24	1-8	.125	0-6	.000	4-4	1.000	0-0	0	1	2	0	0	0	6
D8	North Florida	29	4-11	.364	1-6	.167	4-4	1.000	1-8	9	2	3	1	0	0	13
D22	UMBC	26	1-4	.250	0-2	.000	3-3	1.000	0-0	0	1	2	2	0	0	5
D28	Hampton	30	4-8	.500	2-5	.400	2-2	1.000	2-1	3	2	1	3	0	1	12
D31	Richmond	32	1-8	.125	0-2	.000	1-2	.500	1-7	8	1	4	1	0	0	3
J3	at GMU	32	5-11	.455	4-9	.444	0-1	.000	0-0	0	1	1	1	0	0	14
J6	Northeastern	29	1-6	.167	0-3	.000	0-0	.000	1-4	5	0	1	4	1	2	2
J8	at Georgia St.	29	3-9	.333	1-6	.167	0-0	.000	1-5	6	0	4	1	0	1	7
J10	VCU	33	4-7	.571	3-4	.750	3-3	1.000	1-4	5	4	2	2	0	1	14
J13	at Delaware	25	1-8	.125	0-6	.000	0-0	.000	0-3	3	2	2	1	0	1	2
J17	GMU	32	5-7	.714	3-5	.600	0-0	.000	0-4	4	2	1	0	0	1	13
J20	at Hofstra	28	3-10	.300	3-8	.375	0-0	.000	0-0	0	5	4	2	0	0	9
J24	at ODU	23	0-5	.000	0-2	.000	0-0	.000	0-3	3	0	3	1	0	0	0
J27	Georgia State															
J29	at VCU															
J31	JMU															
F3	UNCW															
F7	at JMU															
F10	at UNCW															
F14	Drexel															
F17	ESPN BracketBusters															
F21	at Drexel															
F24	ODU															

MANN'S CAREER STATISTICS

Season	G-GS	Min-Avg	FG-A	Pct	3FG-A	Pct	FT-A	Pct	OR-DR	Reb-Avg	PF-FO	A	TO	Blk	St	Pts-Avg
2004-05	29-18	696-24.0	82-226	.363	37-121	.306	25-36	.694	10-58	68-2.3	37-0	76	67	3	25	226-7.8
2005-06	28-7	611-21.8	72-196	.367	51-124	.411	23-30	.767	7-56	63-2.3	46-0	46	31	0	21	218-7.8
2006-07	19-18	525-27.6	50-151	.331	25-99	.253	18-22	.818	7-60	67-3.5	35-2	42	26	2	12	143-7.5
Career	76-53	1832-24.1	204-574	.355	113-341	.331	66-88	.750	24-174	198-2.6	119-2	164	123	5	58	587-7.7

MANN'S CAA STATISTICS

Season	G-GS	Min-Avg	FG-A	Pct	3FG-A	Pct	FT-A	Pct	OR-DR	Reb-Avg	PF-FO	A	TO	Blk	St	Pts-Avg
2004-05	18-11	460-25.6	54-150	.360	21-77	.273	16-22	.727	7-36	43-2.4	25-0	47	33	2	13	145-8.1
2005-06	18-3	365-20.3	45-124	.363	34-81	.420	16-22	.727	4-29	33-1.8	26-0	26	18	0	8	140-7.8
2006-07	9-9	255-28.3	23-71	.324	14-49	.286	7-8	.875	3-23	26-2.9	15-1	20	12	1	8	67-7.4
Career	45-23	1080-24.0	122-345	.354	69-207	.333	39-52	.750	14-88	102-2.3	65-1	93	63	3	29	352-7.8

12

MARCUS BARNETT

Jr. - G - 6-2 - 195 (Hampton, Va./Phoebus)

SINGLE-GAME HIGHS

POINTS	
Season	None
Career	None

FIELD GOALS	
Season	None
Career	None

FIELD GOAL ATTEMPTS	
Season	None
Career	None

3-POINT FIELD GOALS	
Season	None
Career	None

3-POINT FIELD GOAL ATTEMPTS	
Season	None
Career	None

FREE THROWS	
Season	None
Career	None

FREE THROW ATTEMPTS	
Season	1 vs. Wagner (11/20/06)
Career	1 vs. Wagner (11/20/06)

REBOUNDS	
Season	1 vs. Wagner (11/20/06)
Career	1 vs. Wagner (11/20/06)

ASSISTS	
Season	None
Career	None

STEALS	
Season	None
Career	None

BLOCKED SHOTS	
Season	1 vs. Wagner (11/20/06)
Career	1 vs. Wagner (11/20/06)

MINUTES	
Season	2 vs. Wagner (11/20/06)
Career	2 vs. Wagner (11/20/06)

- Saw the first action of his W&M career against Wagner (11/20/06) and finished with a rebound and a blocked shot
- Joined the Tribe as a walk-on prior to the 2006-07 season
- A three-year letterwinner as a point and shooting guard at Phoebus
- A 2004 Basketball Zooms Scholar-Athlete Award winner
- Was the Phoebus team captain in 2003-04
- Lived and grew up in Italy

BARNETT'S 2006-07 GAME-BY-GAME STATISTICS

Date	Opp	Min	FG-A	Pct	3FG-A	Pct	FT-A	Pct	O-D	Tot	PF	A	TO	B	S	Pts
N11	at Kansas St.															
N20	Wagner	2	0-0	.000	0-0	.000	0-1	.000	0-1	1	1	0	0	1	0	0
N25	at Holy Cross															
N28	at Navy															
D1	Jacksonville St.															
D2	Cornell															
D5	Towson															
D8	North Florida	1	0-0	.000	0-0	.000	0-0	.000	0-0	0	0	0	0	0	0	0
D22	UMBC															
D28	Hampton															
D31	Richmond															
J3	at GMU															
J6	Northeastern															
J8	at Georgia St.	0+	0-0	.000	0-0	.000	0-0	.000	0-0	0	0	0	1	0	0	0
J10	VCU															
J13	at Delaware															
J17	GMU															
J20	at Hofstra															
J24	at ODU															
J27	Georgia State															
J29	at VCU															
J31	JMU															
F3	UNCW															
F7	at JMU															
F10	at UNCW															
F14	Drexel															
F17	ESPN BracketBusters															
F21	at Drexel															
F24	ODU															

* Games started

BARNETT'S CAREER STATISTICS

Season	G-GS	Min-Avg	FG-A	Pct	3FG-A	Pct	FT-A	Pct	OR-DR	Reb-Avg	PF-FO	A	TO	Blk	St	Pts-Avg
2006-07	3-0	3-1.0	0-0	.000	0-0	.000	0-1	.000	0-1	1-0.5	1-0	0	1	1	0	0-0.0
Career	3-0	3-1.0	0-0	.000	0-0	.000	0-1	.000	0-1	1-0.5	1-0	0	1	1	0	0-0.0

BARNETT'S CAA STATISTICS

Season	G-GS	Min-Avg	FG-A	Pct	3FG-A	Pct	FT-A	Pct	OR-DR	Reb-Avg	PF-FO	A	TO	Blk	St	Pts-Avg
2006-07	1-0	0-0.0	0-0	.000	0-0	.000	0-0	.000	0-0	0-0.0	0-0	0	1	0	0	0-0.0
Career	1-0	0-0.0	0-0	.000	0-0	.000	0-0	.000	0-0	0-0.0	0-0	0	1	0	0	0-0.0

13

LAIMISKISIELIUS

Jr. - F - 6-8 - 210 (Vilnius, Lithuania/Miller School (Va.))

- Has led W&M in scoring on seven occasions
- Averages nearly three assists with an assist-to-turnover ratio of 1.37 in CAA play
- Tallied a team-high 17 points on 7-of-11 shooting against George Mason (1/16/07)
- Had an all-around game at George Mason (1/3/07), equalling a season-high with eight rebounds and tying a career-high with five assists
- Tallied 11 points with a season-high eight rebounds vs. Richmond (12/31/06)
- Led W&M for the fourth time on the year with 19 points, including a career-high tying two block shots in a win over UMBC (12/22/06)
- Posted back-to-back 20-point games vs. Cornell (12/2/06) and Jacksonville State (12/1/06) on his way to earning W&M Tip-Off Classic All-Tournament team honors
- Hit on 5-of-7 from the floor, including a perfect 3-of-3 from 3-point range against Kansas State for 16 points
- Played for Lithuania in the Global Games over the summer and helped his squad to a silver medal in the tournament
- Had eight games of five or more rebounds, including a career-high nine at UMBC(12/17/05)
- CAA All-Rookie selection in 2004-05
- Tallied a career-high 23 points, along with five assists, at UNC Wilmington (2/9/04)

SINGLE-GAME HIGHS

POINTS
 Season 21 vs. Cornell (12/2/06)
 Career 23 at UNC Wilmington (2/9/05)

FIELD GOALS
 Season 8 vs. Wagner (11/20/06)
 Career 8 vs. Wagner (11/20/06)

FIELD GOAL ATTEMPTS
 Season 13 at Hofstra (1/20/07)
 Career 15 at UNC Wilmington (2/9/05)

3-POINT FIELD GOALS
 Season 3, four times, most recently vs. George Mason (1/16/07)
 Career 3, six times, most recently vs. George Mason (1/16/07)

3-POINT FIELD GOAL ATTEMPTS
 Season 6 vs. Cornell (12/2/06)
 Career 8 at UNC Wilmington (2/9/05)

FREE THROWS
 Season 9 vs. Jacksonville State (12/1/06)
 Career 9 vs. Jacksonville State (12/1/06)

FREE THROW ATTEMPTS
 Season 12 vs. Hampton (12/28/06)
 12 vs. Jacksonville State (12/1/06)
 Career 12 vs. Hampton (12/28/06)
 12 vs. Jacksonville State (12/1/06)

REBOUNDS
 Season 8 at George Mason (1/3/07)
 8 vs. Richmond (12/31/06)
 Career 9 at UMBC (12/17/05)

ASSISTS
 Season 5 at George Mason (1/3/07)
 Career 5, three times, most recently at George Mason (1/3/07)

STEALS
 Season 3 vs. Wagner (11/20/06)
 Career 3 vs. Wagner (11/20/06)

BLOCKED SHOTS
 Season 2, three times, most recently vs. Richmond (12/31/06)
 Career 2, four times, most recently vs. Richmond (12/31/06)

MINUTES
 Season 35, three times, most recently vs. George Mason (1/16/07)
 Career 35, six times, most recently vs. George Mason (1/16/07)

KISIELIUS' 2006-07 GAME-BY-GAME STATISTICS

Date	Opp	Min	FG-A	Pct	3FG-A	Pct	FT-A	Pct	O-D	Tot	PF	A	TO	B	S	Pts
N11	at Kansas St.	35	5-7	.714	3-3	1.000	3-4	.750	1-1	2	3	2	3	0	1	16
N20	Wagner	28	8-12	.667	2-4	.500	0-1	.000	0-2	2	4	1	3	0	3	18
N25	at Holy Cross	30	4-10	.400	2-4	.500	0-0	.000	1-2	3	1	1	5	1	0	10
N28	at Navy	26	2-3	.667	0-0	.000	4-5	.800	0-4	4	1	0	3	0	1	8
D1	Jacksonville St.	31	5-6	.833	1-2	.500	9-12	.750	3-3	6	0	1	6	0	1	20
D2	Cornell	35	7-12	.583	3-6	.500	4-4	1.000	3-3	6	2	4	1	0	1	21
D5	Towson	29	0-6	.000	0-3	.000	0-0	.000	0-0	0	0	4	1	0	0	0
D8	North Florida	30	2-5	.400	0-2	.000	1-2	.500	2-0	2	1	3	1	2	1	5
D22	UMBC	34	5-7	.714	2-3	.667	7-8	.875	2-1	3	1	2	2	2	1	19
D28	Hampton	31	4-5	.800	2-2	1.000	8-12	.667	0-1	1	3	3	3	0	1	18
D31	Richmond	30	4-6	.667	1-3	.333	2-4	.500	3-5	8	1	3	2	2	0	11
J3	at GMU	29	2-7	.286	0-1	.000	5-6	.833	4-4	8	2	5	4	0	1	9
J6	Northeastern	28	3-9	.333	1-5	.200	2-4	.500	1-1	2	2	2	2	1	1	9
J8	at Georgia St.	26	4-9	.444	3-4	.750	1-2	.500	1-2	3	3	1	2	0	1	12
J10	VCU	27	1-10	.100	1-6	.167	4-4	1.000	0-2	2	4	2	1	0	0	7
J13	at Delaware	23	0-4	.000	0-1	.000	2-2	1.000	2-5	7	3	3	3	0	0	2
J17	GMU	35	7-11	.636	3-5	.600	0-0	.000	2-4	6	5	4	1	0	0	17
J20	at Hofstra	32	7-13	.538	1-2	.500	0-1	.000	1-5	6	4	2	1	0	1	15
J24	at ODU	17	1-4	.250	1-3	.333	1-2	.500	0-1	1	3	3	4	0	0	4
J27	Georgia State															
J29	at VCU															
J31	JMU															
F3	UNCW															
F7	at JMU															
F10	at UNCW															
F14	Drexel															
F17	ESPN BracketBusters															
F21	at Drexel															
F24	ODU															

* Games started

KISIELIUS' CAREER STATISTICS

Season	G-GS	Min-Avg	FG-A	Pct	3FG-A	Pct	FT-A	Pct	OR-DR	Reb-Avg	PF-FO	A	TO	Blk	St	Pts-Avg
2004-05	28-20	710-25.4	78-203	.384	19-63	.302	69-90	.767	22-65	87-3.1	55-3	53	60	4	14	244-8.7
2005-06	28-25	634-22.6	68-198	.343	12-60	.200	51-68	.750	30-67	97-3.5	53-2	41	64	1	14	199-7.1
2006-07	19-18	556-29.3	71-146	.486	26-59	.441	53-73	.726	26-46	72-3.8	45-1	46	48	8	14	221-11.6
Career	75-63	1900-25.3	217-547	.397	56-178	.314	173-231	.749	78-178	256-3.4	154-6	140	172	13	42	664-8.9

KISIELIUS' CAA STATISTICS

Season	G-GS	Min-Avg	FG-A	Pct	3FG-A	Pct	FT-A	Pct	OR-DR	Reb-Avg	PF-FO	A	TO	Blk	St	Pts-Avg
2004-05	18-14	504-28.0	57-145	.393	13-36	.361	54-69	.783	17-46	63-3.5	35-1	36	39	4	4	181-10.1
2005-06	18-15	390-21.7	40-125	.320	6-36	.167	31-40	.775	18-27	45-2.5	37-2	25	38	1	9	117-6.5
2006-07	9-9	246-27.3	25-73	.342	10-30	.333	15-21	.714	11-24	35-3.9	26-1	26	19	1	4	75-8.3
Career	45-38	1142-25.4	122-343	.356	29-102	.284	100-130	.769	46-97	143-3.2	98-4	87	96	5	17	373-8.3



15

PETERSTEIN

So. - F - 6-9 - 225 (Houton, Texas/Westbury Christian)

SINGLE-GAME HIGHS

POINTS
 Season 10 vs. North Florida (12/8/06)
 Career 16 vs. James Madison (1/28/06)

FIELD GOALS
 Season 4 vs. George Mason (1/16/07)
 4 vs. Northeastern (1/6/07)
 Career 6 vs. Campbell (11/26/05)

FIELD GOAL ATTEMPTS
 Season 8 vs. George Mason (1/16/07)
 Career 8 vs. George Mason (1/16/07)

3-POINT FIELD GOALS
 Season 1 at Georgia State (1/8/07)
 1 vs. Northeastern (1/6/07)
 Career 1 at Georgia State (1/8/07)
 1 vs. Northeastern (1/6/07)

3-POINT FIELD GOAL ATTEMPTS
 Season 1, seven times, most recently at Hofstra (1/20/07)
 Career 1, 13 times, most recently at Hofstra (1/20/07)

FREE THROWS
 Season 4 vs. North Florida (12/8/06)
 Career 8 vs. James Madison (1/28/06)

FREE THROW ATTEMPTS
 Season 8 vs. North Florida (12/8/06)
 Career 11 vs. James Madison (1/28/06)

REBOUNDS
 Season 8 vs. Richmond (12/31/06)
 Career 8 vs. Richmond (12/31/06)

ASSISTS
 Season 4, three times, most recently at Georgia State (1/8/07)
 Career 4, three times, most recently at Georgia State (1/8/07)

STEALS
 Season 2 vs. North Florida (12/8/06)
 Career 2, three times, most recently vs. North Florida (12/8/06)

BLOCKED SHOTS
 Season 2 vs. North Florida (12/8/06)
 Career 2 vs. North Florida (12/8/06)
 2 at Old Dominion (2/9/06)

MINUTES
 Season 30 vs. Cornell (12/2/06)
 Career 30 vs. Cornell (12/2/06)

- Connected on 3-pointer for the second straight game at Georgia State (1/8/07) finishing with five points and team-highs in rebounds (7) and assists (4)
- Tallied nine points, including his first career 3-point field goal vs. Northeastern (1/6/07)
- Led the Tribe with a career-high eight rebounds in the College's victory over Richmond (12/31/06)
- Tallied a season-high and his fourth career double-digit performance with 10 points against North Florida to go along with a career-high two blocked shots
- Played 28 minutes off the bench in the CAA opener against Towson and contributed a season-high six points, a team-high four rebounds and tied his career-high with four assists, while shooting 3-of-4 from the field
- Led the Tribe with six rebounds and four assists against Jacksonville State (12/1/06), both totals were career highs
- Started the Tribe's exhibition opening victory over Barton College, scoring seven points and pulling down two rebounds
- Played in 25 contests, while making a trio of starts as a freshman
- Scored in double figures on three occasions
- Had a career high 16 points on a perfect 4-of-4 from the field and 8-of-11 from the free throw line in an 86-68 victory over James Madison (1/28/06)
- Helped team win three Texas Private School state championships
- McDonald's All-American nominee

STEIN'S 2006-07 GAME-BY-GAME STATISTICS

Date	Opp	Min	FG-A	Pct	3FG-A	Pct	FT-A	Pct	O-D	Tot	PF	A	TO	B	S	Pts
N11	at Kansas St.	20	2-4	.500	0-0	.000	0-0	.000	3-3	6	4	2	2	0	0	4
N20	Wagner	7	1-1	1.000	0-0	.000	0-0	.000	0-0	0	4	1	1	0	0	2
N25	at Holy Cross	18	1-1	1.000	0-0	.000	1-2	.500	0-0	0	2	0	4	0	0	3
N28	at Navy	13	2-2	1.000	0-0	.000	0-0	.000	1-1	2	0	0	1	0	0	4
D1	Jacksonville St.	20	1-1	1.000	0-0	.000	0-2	.000	2-4	6	1	4	3	0	0	2
D2	Cornell	30	1-1	1.000	0-0	.000	0-3	.000	3-1	4	2	2	2	1	0	2
D5	Towson	28	3-4	.750	0-0	.000	0-1	.000	1-3	4	3	4	2	0	0	6
D8	North Florida	23	3-4	.750	0-1	.000	4-8	.500	0-4	4	3	0	1	2	2	10
D22	UMBC	19	2-5	.400	0-0	.000	0-0	.000	0-2	2	3	0	0	0	1	4
D28	Hampton	20	2-3	.667	0-0	.000	3-3	1.000	2-1	3	4	1	3	0	0	7
D31	Richmond	20	1-2	.500	0-1	.000	2-3	.667	4-4	8	2	1	1	0	0	4
J3	at GMU	26	2-3	.667	0-0	.000	0-0	.000	1-2	3	4	1	0	0	0	4
J6	Northeastern	24	4-7	.571	1-1	1.000	0-0	.000	0-3	3	1	0	2	0	1	9
J8	at Georgia St.	26	2-2	1.000	1-1	1.000	0-0	.000	1-6	7	2	4	2	0	0	5
J10	VCU	13	0-2	.000	0-1	.000	0-0	.000	0-1	1	5	0	1	0	1	0
J13	at Delaware	13	2-4	.600	0-0	.000	1-2	.500	0-2	2	2	0	1	0	1	5
J17	GMU	28	4-8	.500	0-1	.000	0-0	.000	1-1	2	1	0	2	0	0	8
J20	at Hofstra	20	3-5	.600	0-1	.000	0-0	.000	1-0	1	5	1	2	1	0	6
J24	at ODU	14	1-3	.333	0-0	.000	0-0	.000	1-0	1	4	1	1	1	0	2
J27	Georgia State															
J29	at VCU															
J31	JMU															
F3	UNCW															
F7	at JMU															
F10	at UNCW															
F14	Drexel															
F17	ESPN BracketBusters															
F21	at Drexel															
F24	ODU															

* Games started

STEIN'S CAREER STATISTICS

Season	G-GS	Min-Avg	FG-A	Pct	3FG-A	Pct	FT-A	Pct	OR-DR	Reb-Avg	PF-FO	A	TO	Blk	St	Pts-Avg
2005-06	25-3	371-14.8	41-71	.577	0-6	.000	19-32	.594	19-30	49-2.0	44-1	18	33	4	9	101-4.0
2006-07	19-16	382-20.1	37-62	.597	2-7	.286	11-24	.458	21-38	59-3.1	52-2	22	31	5	6	87-4.6
Career	44-19	753-17.1	78-133	.586	2-13	.154	30-56	.536	40-68	108-2.5	96-3	40	64	9	15	188-4.3

STEIN'S CAA STATISTICS

Season	G-GS	Min-Avg	FG-A	Pct	3FG-A	Pct	FT-A	Pct	OR-DR	Reb-Avg	PF-FO	A	TO	Blk	St	Pts-Avg
2005-06	17-1	270-15.9	28-51	.549	0-5	.000	18-30	.600	16-19	35-2.1	31-1	13	24	4	6	74-4.4
2006-07	9-8	182-20.2	21-38	.553	2-5	.400	1-3	.333	6-18	24-2.7	24-2	11	13	1	3	45-5.0
Career	26-9	462-17.8	49-89	.551	2-10	.200	19-33	.576	22-37	59-2.3	55-3	24	37	5	9	119-4.6

20

KYLE CARRABINE

Jr. - F - 6-7 - 205 (Naperville, Ill./Neuqua Valley)

- One of the Tribe's best threats from 3-point range, connecting on 34 percent in 14.2 minutes a game off the bench
- Played 19 minutes at Georgia State (1/8/07) and scored five straight points to answer a Panther run, including an NBA 3-pointer as the shot clock expired
- Gave W&M its first lead at George Mason (1/3/07) with a 3-pointer from the right wing midway through the first half
- Connected on a pair of 3-pointers during a two-minute span late in the first half to give the Tribe a halftime lead against Hampton (12/28/06)
- Came off the bench to tally career highs in rebounds (4) and steals (1) to go along with five points against UMBC (12/22/06)
- In his second career start vs. Towson (12/5/06), scored a career-high 10 points, while connecting on 3-of-6 from 3-point range
- Started his first career game against Jacksonville State (12/1/06) and finished with two points, two rebounds and an assist
- Notched then-career highs in minutes (18), points (9) and 3-point field goals made (3) against Navy (11/28/06)
- All three of his treys against Navy came in the first half to keep the Tribe within striking distance
- Knocked down his lone 3-point field goal on the season on his way to scoring a then career-high five points at Old Dominion (2/9/06)
- First career points came on a 3-pointer at No. 8 Kentucky (12/22/04)

SINGLE-GAME HIGHS

POINTS	
Season	10 vs. Towson (12/5/06)
Career	10 vs. Towson (12/5/06)
FIELD GOALS	
Season	3 vs. Towson (12/5/06) 3 at Navy (11/28/06)
Career	3 vs. Towson (12/5/06) 3 at Navy (11/28/06)
FIELD GOAL ATTEMPTS	
Season	7 at Old Dominion (1/24/07) 7 at Navy (11/28/06)
Career	7 at Old Dominion (1/24/07) 7 at Navy (11/28/06)
3-POINT FIELD GOALS	
Season	3 vs. Towson (12/5/06) 3 at Navy (11/28/06)
Career	3 vs. Towson (12/5/06) 3 at Navy (11/28/06)
3-POINT FIELD GOAL ATTEMPTS	
Season	7 at Navy (11/28/06)
Career	7 at Navy (11/28/06)
FREE THROWS	
Season	2 vs. Wagner (11/20/06)
Career	2 vs. Wagner (11/20/06) 2 at Old Dominion (2/9/06)
FREE THROW ATTEMPTS	
Season	3 vs. Wagner (11/20/06)
Career	3 vs. Wagner (11/20/06) 3 at Old Dominion (2/9/06)
REBOUNDS	
Season	4 at George Mason (1/3/07) 4 vs. UMBC (12/22/06)
Career	4 at George Mason (1/3/07) 4 vs. UMBC (12/22/06)
ASSISTS	
Season	2 vs. Northeastern (1/6/07)
Career	2 vs. Northeastern (1/6/07)
STEALS	
Season	1, four times, most recently at Old Dominion (1/24/07)
Career	1, seven times, most recently at Old Dominion (1/24/07)
BLOCKED SHOTS	
Season	1 vs. Northeastern (1/6/07)
Career	1 vs. Northeastern (1/6/07)
MINUTES	
Season	21 at Delaware (1/13/07)
Career	21 at Delaware (1/13/07)

CARRABINE'S 2006-07 GAME-BY-GAME STATISTICS

Date	Opp	Min	FG-A	Pct	3FG-A	Pct	FT-A	Pct	O-D	Tot	PF	A	TO	B	S	Pts
N11	at Kansas St.	3	0-0	.000	0-0	.000	0-0	.000	0-0	0	0	0	0	0	0	0
N20	Wagner	12	1-1	1.000	0-0	.000	2-3	.667	0-1	1	0	0	0	0	0	4
N25	at Holy Cross	2	0-0	.000	0-0	.000	0-0	.000	0-0	0	0	0	0	0	0	0
N28	at Navy	18	3-7	.429	3-7	.429	0-0	.000	0-0	0	0	0	1	0	0	9
D1	Jacksonville St.	14	1-5	.200	0-3	.000	0-0	.000	0-2	2	0	1	0	0	0	2
D2	Cornell	13	2-3	.667	1-2	.500	0-0	.000	1-0	1	1	0	0	0	0	5
D5	Towson	16	3-6	.500	3-6	.500	1-2	.500	0-2	2	2	0	0	0	0	10
D8	North Florida	10	2-3	.667	1-2	.500	0-0	.000	0-1	1	0	0	1	0	0	5
D22	UMBC	13	2-5	.400	1-3	.333	0-0	.000	0-4	4	1	0	0	0	1	5
D28	Hampton	15	2-4	.500	2-4	.500	0-0	.000	1-0	1	0	1	1	0	0	6
D31	Richmond	15	2-4	.500	2-4	.500	1-2	.500	1-1	2	1	0	1	0	0	7
J3	at GMU	17	2-3	.667	1-2	.500	0-0	.000	1-3	4	0	1	1	0	1	5
J6	Northeastern	18	2-3	.667	1-2	.500	1-2	.500	0-3	3	1	2	0	1	0	6
J8	at Georgia St.	19	2-4	.500	1-2	.500	0-0	.000	0-1	1	1	0	1	0	1	5
J10	VCU	12	0-1	.000	0-1	.000	0-0	.000	0-0	0	0	0	0	0	0	0
J13	at Delaware	21	2-6	.333	0-3	.000	1-2	.500	0-1	1	0	1	1	0	0	5
J17	GMU	15	1-6	.167	1-5	.200	0-1	.000	0-1	1	0	0	1	0	0	3
J20	at Hofstra	16	0-3	.000	0-2	.000	0-0	.000	1-2	3	2	1	1	0	0	0
J24	at ODU	19	1-7	.143	1-5	.200	1-2	.500	0-0	0	1	0	0	0	1	4
J27	Georgia State															
J29	at VCU															
J31	JMU															
F3	UNCW															
F7	at JMU															
F10	at UNCW															
F14	Drexel															
F17	ESPN BracketBusters															
F21	at Drexel															
F24	ODU															

CARRABINE'S CAREER STATISTICS

Season	G-GS	Min-Avg	FG-A	Pct	3FG-A	Pct	FT-A	Pct	OR-DR	Reb-Avg	PF-FO	A	TO	Blk	St	Pts-Avg
2004-05	15-0	75-5.0	6-16	.375	2-10	.200	1-2	.500	2-4	6-0.4	5-0	3	1	0	3	15-1.0
2005-06	8-0	30-3.8	3-11	.273	1-6	.167	2-3	.667	0-4	4-0.5	0-0	0	2	0	0	9-1.1
2006-07	19-2	269-14.2	28-71	.394	18-53	.340	7-14	.500	6-21	27-1.4	10-0	7	9	1	4	81-4.3
Career	42-2	373-8.9	37-98	.378	21-69	.304	10-19	.526	8-29	37-0.9	15-0	10	12	1	7	105-2.5

CARRABINE'S CAA STATISTICS

Season	G-GS	Min-Avg	FG-A	Pct	3FG-A	Pct	FT-A	Pct	OR-DR	Reb-Avg	PF-FO	A	TO	Blk	St	Pts-Avg
2004-05	9-0	52-5.8	4-9	.444	1-5	.200	1-2	.500	2-4	6-0.7	4-0	0	1	0	1	10-1.1
2005-06	7-0	23-3.3	3-8	.375	1-5	.200	2-3	.667	0-1	1-0.1	0-0	0	0	0	0	9-1.3
2006-07	9-1	153-17.0	13-38	.342	8-28	.286	4-9	.444	2-13	15-1.7	6-0	5	5	1	3	38-4.2
Career	25-1	228-9.1	20-56	.357	10-38	.263	7-14	.500	4-18	22-0.9	10-0	5	6	1	4	57-2.3

22

DANNY SUMNER

Fr. - F - 6-7 - 190 (Fairfax, Va./Paul VI)

SINGLE-GAME HIGHS

POINTS

Season 12 vs. Wagner (11/20/06)
 Career 12 vs. Wagner (11/20/06)

FIELD GOALS

Season 5 vs. Wagner (11/20/06)
 Career 5 vs. Wagner (11/20/06)

FIELD GOAL ATTEMPTS

Season 10 vs. Wagner (11/20/06)
 Career 10 vs. Wagner (11/20/06)

3-POINT FIELD GOALS

Season 2 vs. Wagner (11/20/06)
 Career 2 vs. Wagner (11/20/06)

3-POINT FIELD GOAL ATTEMPTS

Season 5 vs. Wagner (11/20/06)
 Career 5 vs. Wagner (11/20/06)

FREE THROWS

Season 2 at Delaware (1/13/07)
 Career 2 at Delaware (1/13/07)

FREE THROW ATTEMPTS

Season 6 vs. Jacksonville State (12/1/06)
 Career 6 vs. Jacksonville State (12/1/06)

REBOUNDS

Season 4 at Holy Cross (11/25/06)
 Career 4 at Holy Cross (11/25/06)

ASSISTS

Season 1, four times, most recently
 vs. Towson (12/5/06)
 Career 1, four times, most recently
 vs. Towson (12/5/06)

STEALS

Season 1, three times, most recently
 vs. Jacksonville State (12/1/06)
 Career 1, three times, most recently
 vs. Jacksonville State (12/1/06)

BLOCKED SHOTS

Season 1 vs. Jacksonville State (12/1/06)
 Career 1 vs. Jacksonville State (12/1/06)

MINUTES

Season 19 at Navy (11/28/06)
 Career 19 at Navy (11/28/06)

- Scored four points in the second half at Delaware (1/13/07)
- Highlight reel two-handed dunk after driving the left baseline in the first half at Georgia State (1/8/07)
- Made first career start against Cornell (12/2/06)
- Scored his first collegiate points with 12 on 5-of-10 from the field against Wagner (11/20/06)
- Pulled down three rebounds, all offensive, against the Seahawks
- Played 12 minutes and finished with two points, three rebounds and a block against Barton College
- His two points against the Bulldogs came on a follow-up two-handed dunk
- Named to the *Washington Post* First-Team All-Metro squad as a senior
- Honored with the Ron Johnson Award as the Five Star Most Promising Guard Prospect
- A First-Team *D.C. Examiner* and WCACA All-Conference selection
- Named the Virginia Independent Schools State Player of the Year in 2006
- Averaged 19.3 points, 8.6 rebounds, 2.0 assists and 2.0 blocks per game as a senior at Paul VI Catholic
- Led team to the Virginia Independent Schools Division I State final in 2004 and 2005, while advancing to the semifinals in 2006
- A honorable mention *Washington Post* All-Metro pick as a junior
- First W&M player from Paul VI since David Cully, who graduated from W&M in 1996 as the College's all-time blocked shots leader (248)

SUMNER'S 2006-07 GAME-BY-GAME STATISTICS

Date	Opp	Min	FG-A	Pct	3FG-A	Pct	FT-A	Pct	O-D	Tot	PF	A	TO	B	S	Pts
N11	at Kansas St.	6	0-1	.000	0-1	.000	0-0	.000	0-0	0	1	1	1	0	0	0
N20	Wagner	16	5-10	.500	2-5	.400	0-0	.000	3-0	3	0	1	0	0	1	12
N25	at Holy Cross	14	1-4	.250	0-0	.000	0-1	.000	2-2	4	0	0	2	0	0	2
N28	at Navy	19	2-8	.250	0-3	.000	0-0	.000	1-0	1	0	1	1	0	1	4
D1	Jacksonville St.	10	0-4	.000	0-0	.000	0-6	.000	2-0	2	0	0	0	1	1	0
D2	Cornell	10	1-4	.250	0-2	.000	0-0	.000	0-0	0	0	0	1	0	0	2
D5	Towson	3	0-2	.000	0-1	.000	0-0	.000	0-1	1	0	1	0	0	0	0
D8	North Florida	1	0-1	.000	0-1	.000	0-0	.000	0-0	0	0	0	0	0	0	0
D22	UMBC															DNP
D28	Hampton															DNP
D31	Richmond															DNP
J3	at GMU															DNP
J6	Northeastern															DNP
J8	at Georgia St.	3	1-1	1.000	0-0	.000	0-0	.000	0-0	0	0	0	0	0	0	2
J10	VCU	3	1-2	.500	0-1	.000	0-0	.000	0-0	0	0	0	0	0	0	2
J13	at Delaware	8	1-2	.500	0-0	.000	2-2	.500	0-0	0	2	0	2	0	0	4
J17	GMU															DNP
J20	at Hofstra	0+	0-0	.000	0-0	.000	0-0	.000	0-0	0	0	0	0	0	0	0
J24	at ODU															DNP
J27	Georgia State															DNP
J29	at VCU															DNP
J31	JMU															DNP
F3	UNCW															DNP
F7	at JMU															DNP
F10	at UNCW															DNP
F14	Drexel															DNP
F17	ESPN BracketBusters															DNP
F21	at Drexel															DNP
F24	ODU															DNP

* Games started

SUMNER'S CAREER STATISTICS

Season	G-GS	Min-Avg	FG-A	Pct	3FG-A	Pct	FT-A	Pct	OR-DR	Reb-Avg	PF-FO	A	TO	Blk	St	Pts-Avg
2006-07	12-1	93-7.8	12-39	.308	2-14	.143	2-9	.222	8-3	11-0.9	3-0	4	7	1	3	28-2.3
Career	12-1	93-7.8	12-39	.308	2-14	.143	2-9	.222	8-3	11-0.9	3-0	4	7	1	3	28-2.3

SUMNER'S CAA STATISTICS

Season	G-GS	Min-Avg	FG-A	Pct	3FG-A	Pct	FT-A	Pct	OR-DR	Reb-Avg	PF-FO	A	TO	Blk	St	Pts-Avg
2006-07	5-0	17-3.4	3-7	.429	0-2	.000	2-2	1.000	0-1	1-0.2	2-0	1	2	0	0	8-1.6
Career	5-0	17-3.4	3-7	.429	0-2	.000	2-2	1.000	0-1	1-0.2	2-0	1	2	0	0	8-1.6

23

CHRIS DARNELL

So. - F - 6-8 - 210 (Fredericksburg, Va./North Stafford)

- Played a career-high 26 minutes and pulled down four rebounds at Old Dominion (1/24/07)
- Finished with two points and four rebounds in W&M's victory at George Mason (1/3/07)
- Had a career-high two blocked shots vs. Cornell (12/2/06)
- Started his first game of the season and second of his career at Navy (11/28/06)
- Turned in an all-around solid performance against Wagner (11/20/06) with seven points, five rebounds and a career-high three assists in 15 minutes off the bench
- Came off the bench in Tribe's exhibition win over Barton College, finishing with three points, three rebounds and two assists in 14 minutes of action
- Earned his first career start against Hofstra (2/20/06)
- In his first career game against Maine (11/18/05), knocked down a pair of 3-point field goals on his way to six points, four rebounds and two assists in 15 minutes
- Tallied a season-high eight points on 3-of-5 from the field to go along with a career-best seven rebounds against Delaware (2/15/06)
- Led the team in rebounding on three occasions, including back-to-back games with seven boards against Delaware (2/15/06) and four vs. Hofstra (2/20/06)
- Selected to the Virginia Group AAA All-State Second-Team by the *Associated Press*
- Set North Stafford High School's career scoring record with 1,464 points

DARNELL'S 2006-07 GAME-BY-GAME STATISTICS

Date	Opp	Min	FG-A	Pct	3FG-A	Pct	FT-A	Pct	O-D	Tot	PF	A	TO	B	S	Pts
N11	at Kansas St.	9	1-2	.500	1-1	1.000	0-0	.000	0-3	3	1	1	1	0	0	3
N20	Wagner	15	3-5	.600	1-1	1.000	0-0	.000	3-2	5	1	3	1	0	0	7
N25	at Holy Cross	3	0-1	.000	0-0	.000	0-0	.000	0-0	0	0	0	0	0	0	0
N28	at Navy	10	0-1	.000	0-0	.000	0-0	.000	0-2	2	1	1	2	1	0	0
D1	Jacksonville St.	16	0-3	.000	0-0	.000	0-2	.000	0-5	5	2	1	3	0	0	0
D2	Cornell	17	1-2	.500	0-0	.000	1-1	1.000	0-1	1	2	3	2	2	1	3
D5	Towson	4	0-0	.000	0-0	.000	2-2	1.000	1-2	3	2	0	2	0	0	2
D8	North Florida	9	0-0	.000	0-0	.000	0-0	.000	0-0	0	1	0	1	0	1	0
D22	UMBC	12	0-0	.000	0-0	.000	0-0	.000	0-0	0	1	0	0	0	0	0
D28	Hampton	3	0-1	.000	0-0	.000	0-0	.000	0-0	0	0	0	0	0	0	0
D31	Richmond	10	1-3	.333	0-1	.000	0-2	.000	1-2	3	2	1	1	0	0	2
J3	at GMU	11	1-5	.200	0-3	.000	0-0	.000	1-3	4	2	1	0	0	0	2
J6	Northeastern	10	1-3	.333	0-1	.000	0-0	.000	2-1	3	0	0	1	0	0	2
J8	at Georgia St.	14	2-2	1.000	0-0	.000	1-2	.500	0-1	1	2	0	0	1	0	5
J10	VCU	9	0-1	.000	0-0	.000	0-0	.000	0-1	1	1	1	1	0	1	0
J13	at Delaware	8	1-2	.500	0-1	.000	0-0	.000	0-1	1	3	0	0	1	0	2
J17	GMU	1	0-0	.000	0-0	.000	0-0	.000	0-0	0	0	0	0	0	0	0
J20	at Hofstra	8	1-1	1.000	0-0	.000	0-0	.000	0-1	1	1	0	0	0	0	2
J24	at ODU	26	0-3	.000	0-1	.000	1-4	.250	0-4	4	0	1	0	1	0	1
J27	Georgia State															
J29	at VCU															
J31	JMU															
F3	UNCW															
F7	at JMU															
F10	at UNCW															
F14	Drexel															
F17	ESPN BracketBusters															
F21	at Drexel															
F24	ODU															

* Games started

SINGLE-GAME HIGHS

POINTS	
Season	7 vs. Wagner (11/20/06)
Career	8 vs. Delaware (2/15/06)
FIELD GOALS	
Season	3 vs. Wagner (11/20/06)
Career	3, four times, most recently vs. Wagner (11/20/06)
FIELD GOAL ATTEMPTS	
Season	5 at George Mason (1/3/07)
	5 vs. Wagner (11/20/06)
Career	6 vs. Georgia State (2/4/06)
	6 at UNC Wilmington (1/7/06)
3-POINT FIELD GOALS	
Season	1 vs. Wagner (11/20/06)
	1 at Kansas State (11/11/06)
Career	2 vs. Maine (11/18/05)
3-POINT FIELD GOAL ATTEMPTS	
Season	3 at George Mason (1/3/07)
Career	3 at George Mason (1/3/07)
	3 at Towson (12/3/05)
FREE THROWS	
Season	2 vs. Towson (12/5/06)
Career	2 vs. Hofstra (2/20/06)
FREE THROW ATTEMPTS	
Season	2, five times, most recently at Old Dominion (1/24/07)
Career	2, eight times, most recently at Old Dominion (1/24/07)

REBOUNDS

Season	5 vs. Wagner (11/20/06)
Career	7 vs. Delaware (2/15/06)

ASSISTS

Season	3 vs. Cornell
Career	3, four times, most recently vs. Cornell (12/2/06)

STEALS

Season	1, three times, most recently vs. VCU (1/10/07)
Career	1, six times, most recently vs. VCU (1/10/07)

BLOCKED SHOTS

Season	2 vs. Cornell (12/2/06)
Career	2 vs. Cornell (12/2/06)

MINUTES

Season	26 at Old Dominion (1/24/07)
Career	26 at Old Dominion (1/24/07)

DARNELL'S CAREER STATISTICS

Season	G-GS	Min-Avg	FG-A	Pct	3FG-A	Pct	FT-A	Pct	OR-DR	Reb-Avg	PF-FO	A	TO	Blk	St	Pts-Avg
2005-06	21-1	237-11.3	23-60	.383	4-18	.222	5-8	.625	14-32	46-2.2	5-0	13	13	3	3	55-2.6
2006-07	19-2	195-10.3	12-35	.343	2-9	.222	5-13	.385	6-28	34-1.8	22-0	13	15	6	3	31-1.6
Career	40-3	432-10.8	35-95	.368	6-27	.222	10-21	.476	20-60	80-2.0	27-0	26	28	9	6	86-2.2

DARNELL'S CAA STATISTICS

Season	G-GS	Min-Avg	FG-A	Pct	3FG-A	Pct	FT-A	Pct	OR-DR	Reb-Avg	PF-FO	A	TO	Blk	St	Pts-Avg
2005-06	15-1	174-11.6	16-47	.340	2-13	.154	5-8	.625	12-23	35-2.3	3-0	9	10	3	3	39-2.6
2006-07	9-0	91-10.1	6-17	.353	0-6	.000	4-9	.444	4-14	18-2.0	11-0	3	4	3	1	16-1.8
Career	24-1	265-11.0	22-64	.344	2-19	.105	9-17	.529	16-36	53-2.2	14-0	12	14	6	4	55-2.3

SINGLE-GAME HIGHS

POINTS
 Season 26 vs. VCU (1/10/07)
 Career 26 vs. VCU (1/10/07)

FIELD GOALS
 Season 7, three times, most recently at Hofstra (1/20/07)
 Career 7, five times, most recently at Hofstra (1/20/07)

FIELD GOAL ATTEMPTS
 Season 16 vs. Towson (12/5/06)
 16 at Navy (11/28/06)
 Career 16 vs. Towson (12/5/06)
 16 at Navy (11/28/06)

3-POINT FIELD GOALS
 Season 2 vs. VCU (1/10/07)
 2 vs. Hampton (12/28/06)
 Career 3 at Drexel (2/23/06)

3-POINT FIELD GOAL ATTEMPTS
 Season 4, five times, most recently at Hofstra (1/20/07)
 Career 4, six times, most recently at Hofstra (1/20/07)

FREE THROWS
 Season 10 vs. VCU (1/10/07)
 Career 10 vs. VCU (1/10/07)

FREE THROW ATTEMPTS
 Season 11 vs. VCU (1/10/07)
 Career 11 vs. VCU (1/10/07)

REBOUNDS
 Season 9 at George Mason (1/3/07)
 Career 9 at George Mason (1/3/07)

ASSISTS
 Season 5 vs. George Mason (1/16/07)
 Career 8 vs. Campbell (11/26/05)

STEALS
 Season 4 at Hofstra (1/20/07)
 4 vs. VCU (1/10/07)
 Career 4, four times, most recently at Hofstra (1/20/07)

BLOCKED SHOTS
 Season 1 at Navy (11/28/06)
 Career 1, three times, most recently at Navy (11/28/06)

MINUTES
 Season 36 at Hofstra (1/20/07)
 36 at Holy Cross (11/25/06)
 Career 36 at Hofstra (1/20/07)
 36 at Holy Cross (11/25/06)

24

ADAMPAYTON

Sr. - G - 6-3 - 195 (Burlington, N.J./The Lawrenceville School)

- Leads W&M and ranks 16th in the CAA in scoring at 13.1 per game
- Averaging 15.2 points per game in CAA games, which ranks ninth in the league
- Over the Tribe's last five games has averaged 17.4 points and 2.6 steals per game, while shooting 51.9 percent from the field
- Scored 16 of his 23 points in the second half at Hofstra and tied his career-high for the second time in four games with four steals
- Turned in a career game vs. VCU (1/10/07), leading all scorers with 26 points to go along with a career-high tying four steals
- Scored the final four points, all free throws, leading W&M to a 60-57 win over Northeastern with 15 points, including 8-of-9 from the free throw line
- Tallied 10 of his 12 points in the second half at George Mason (1/3/07), including the game clinching free throws
- Pulled down a career-high nine rebounds, including four offensive at GMU
- Earned W&M Tip-Off MVP honors with an exceptional performance over the final five minutes against Cornell (12/2/06) to lead the Tribe back from a 13-point deficit
- Team Co-Captain with senior Adam Trumbower
- Topped W&M in steals in 2005-06, ranking eighth in the CAA
- Ranked third on the team in assists, while ranking fifth in points per game
- Had a career-high 20 points against Virginia Tech (12/27/05) on 7-of-9 shooting and a perfect 5-of-5 from the free throw line

PAYTON'S 2006-07 GAME-BY-GAME STATISTICS

Date	Opp	Min	FG-A	Pct	3FG-A	Pct	FT-A	Pct	O-D	Tot	PF	A	TO	B	S	Pts
N11	at Kansas St.	29	2-8	.250	0-2	.000	1-1	1.000	1-2	3	1	2	3	0	0	5
N20	Wagner	21	4-6	.667	1-3	.333	0-0	.000	1-7	8	1	2	1	0	2	9
N25	at Holy Cross	36	5-14	.357	1-4	.250	4-5	.800	2-3	5	3	3	1	0	1	15
N28	at Navy	28	5-16	.313	0-2	.000	2-2	1.000	3-0	3	3	1	2	1	2	12
D1	Jacksonville St.	26	6-10	.600	1-2	.500	5-6	.833	2-3	5	1	0	4	0	2	18
D2	Cornell	34	1-5	.200	0-1	.000	8-10	.800	1-1	2	0	1	3	0	3	10
D5	Towson	28	7-16	.438	1-4	.250	1-2	.500	0-4	4	5	0	1	0	1	16
D8	North Florida	26	4-10	.400	1-3	.333	1-1	1.000	1-2	3	1	0	3	0	3	10
D22	UMBC	32	1-2	.500	1-1	1.000	4-4	1.000	0-4	4	1	4	1	0	0	7
D28	Hampton	33	4-7	.571	2-2	1.000	2-2	1.000	1-1	2	2	2	4	0	1	12
D31	Richmond	33	4-7	.571	1-2	.500	4-6	.667	1-3	4	1	2	3	0	1	13
J3	at GMU	31	5-14	.357	0-2	.000	2-2	1.000	4-5	9	2	2	2	0	1	12
J6	Northeastern	33	3-9	.333	1-2	.500	8-9	.889	0-2	2	1	2	1	0	2	15
J8	at Georgia St.	28	3-8	.375	0-2	.000	1-1	1.000	2-2	4	0	1	4	0	1	7
J10	VCU	35	7-13	.538	2-2	1.000	10-11	.909	3-2	5	2	2	5	0	4	26
J13	at Delaware	33	8-14	.571	1-4	.250	2-4	.500	1-3	4	2	2	1	0	3	19
J17	GMU	30	1-6	.167	0-4	.000	2-3	.667	1-2	3	2	5	3	0	0	4
J20	at Hofstra	36	7-12	.583	1-4	.250	8-8	1.000	1-2	3	2	2	1	0	4	23
J24	at ODU	34	5-9	.556	0-2	.000	5-5	1.000	2-4	6	3	0	2	0	2	15
J27	Georgia State															
J29	at VCU															
J31	JMU															
F3	UNCW															
F7	at JMU															
F10	at UNCW															
F14	Drexel															
F17	ESPN BracketBusters															
F21	at Drexel															
F24	ODU															

* Games started

PAYTON'S CAREER STATISTICS

Season	G-GS	Min-Avg	FG-A	Pct	3FG-A	Pct	FT-A	Pct	OR-DR	Reb-Avg	PF-FO	A	TO	Blk	St	Pts-Avg
2002-03†	23-0	179-7.8	10-28	.357	6-12	.500	3-12	.250	0-5	5-0.2	14-0	12	13	0	8	29-1.3
2003-04†	29-0	252-8.7	25-46	.543	5-12	.417	9-18	.500	0-21	21-0.7	14-0	22	25	1	8	64-2.2
2005-06	28-26	675-24.1	70-145	.483	14-30	.467	42-63	.667	23-48	71-2.5	41-1	50	53	1	45	196-7.0
2006-07	19-17	586-30.8	82-186	.441	14-48	.292	70-82	.854	27-82	79-4.2	33-1	33	45	1	33	248-13.1
Career	99-43	1682-17.0	187-405	.462	39-102	.382	124-175	.709	50-126	176-1.8	102-2	117	130	3	95	537-5.4

† at Vanderbilt

PAYTON'S CAA STATISTICS

Season	G-GS	Min-Avg	FG-A	Pct	3FG-A	Pct	FT-A	Pct	OR-DR	Reb-Avg	PF-FO	A	TO	Blk	St	Pts-Avg
2005-06	18-17	413-22.9	36-86	.419	8-20	.400	15-24	.625	14-26	40-2.2	28-1	28	33	0	24	95-5.3
2006-07	9-8	288-32.0	46-101	.455	6-26	.231	39-45	.867	14-26	40-4.4	14-0	16	20	0	18	137-15.2
Career	27-25	701-26.0	82-187	.439	14-46	.304	54-69	.783	28-52	80-3.0	42-1	44	53	0	42	232-8.6

25

CHRIS STRATTON

Jr. - F - 6-6 - 205 (Burke, Va./Lake Braddock)

- Saw first action of the 2006-07 season against Wagner (11/20/06) and scored two points
- Walk on forward from Burke, Va.
- Appeared in nine games, averaging 0.3 points and 0.7 rebounds per game in 2005-06
- Notched a season-high two points in six minutes of action at Towson (12/3/05)
- Pulled down a season-high three rebounds in the season-opening victory over Maine (11/18/05)
- Played in 14 games and earned first career start against Hofstra (1/31/05) as a freshman
- Scored a career-high four points against Longwood (12/1/04)
- Pulled down four rebounds, including three offensive, at UNC Greensboro (12/20/04)

SINGLE-GAME HIGHS	
POINTS	
Season	2 vs. Wagner (11/20/06)
Career	4 vs. Longwood (12/1/04)
FIELD GOALS	
Season	1 vs. Wagner (11/20/06)
Career	1, six times, most recently vs. Wagner (11/20/06)
FIELD GOAL ATTEMPTS	
Season	1 vs. Wagner (11/20/06)
Career	3 at UNC Greensboro (12/20/04)
3-POINT FIELD GOALS	
Season	None
Career	None
3-POINT FIELD GOAL ATTEMPTS	
Season	None
Career	1 at George Mason (1/29/05)
FREE THROWS	
Season	None
Career	2 vs. Longwood (12/1/04)
FREE THROW ATTEMPTS	
Season	1 vs. Wagner (11/20/06)
Career	2 vs. Hofstra (2/20/06)
REBOUNDS	
Season	None
Career	4 at UNC Greensboro (12/20/04)
ASSISTS	
Season	None
Career	1, three times, most recently at Old Dominion (2/9/06)
STEALS	
Season	None
Career	1, three times, most recently vs. Hofstra (2/20/06)
BLOCKED SHOTS	
Season	None
Career	1 vs. Hofstra (2/20/06)
MINUTES	
Season	2 vs. Wagner (11/20/06)
Career	18 at Hofstra (1/31/05)

STRATTON'S 2006-07 GAME-BY-GAME STATISTICS

Date	Opp	Min	FG-A	Pct	3FG-A	Pct	FT-A	Pct	O-D	Tot	PF	A	TO	B	S	Pts
N11	at Kansas St.						DNP									
N20	Wagner	2	1-1	1.000	0-0	.000	0-0	.000	1-0	1	0	0	0	0	0	2
N25	at Holy Cross						DNP									
N28	at Navy						DNP									
D1	Jacksonville St.						DNP									
D2	Cornell						DNP									
D5	Towson						DNP									
D8	North Florida	1	0-0	.000	0-0	.000	0-0	.000	0-0	0	0	0	0	0	0	0
D22	UMBC						DNP									
D28	Hampton						DNP									
D31	Richmond						DNP									
J3	at GMU						DNP									
J6	Northeastern						DNP									
J8	at Georgia St.	0+	0-0	.000	0-0	.000	0-0	.000	0-0	0	0	0	0	0	0	0
J10	VCU						DNP									
J13	at Delaware						DNP									
J17	GMU						DNP									
J20	at Hofstra						DNP									
J24	at ODU						DNP									
J27	Georgia State						DNP									
J29	at VCU						DNP									
J31	JMU						DNP									
F3	UNCW						DNP									
F7	at JMU						DNP									
F10	at UNCW						DNP									
F14	Drexel						DNP									
F17	ESPN BracketBusters						DNP									
F21	at Drexel						DNP									
F24	ODU						DNP									

STRATTON'S CAREER STATISTICS

Season	G-GS	Min-Avg	FG-A	Pct	3FG-A	Pct	FT-A	Pct	OR-DR	Reb-Avg	PF-FO	A	TO	Blk	St	Pts-Avg
2004-05	14-1	82-5.9	5-9	.556	0-1	.000	2-2	1.000	7-7	14-1.0	6-0	2	5	0	1	12-0.9
2005-06	9-0	24-2.7	1-3	.333	0-0	.000	1-2	.500	2-4	6-0.7	1-0	1	1	1	2	3-0.3
2006-07	3-0	3-1.5	1-1	1.000	0-0	.000	0-0	.000	1-0	1-0.3	0-0	0	0	0	0	2-0.7
Career	26-1	109-4.4	7-13	.538	0-1	.000	3-4	.750	10-11	21-0.8	7-0	3	6	1	3	17-0.7

STRATTON'S CAA STATISTICS

Season	G-GS	Min-Avg	FG-A	Pct	3FG-A	Pct	FT-A	Pct	OR-DR	Reb-Avg	PF-FO	A	TO	Blk	St	Pts-Avg
2004-05	7-1	51-7.3	2-3	.667	0-1	.000	0-0	.000	2-3	5-0.7	6-0	0	2	0	1	4-0.6
2005-06	8-0	18-2.3	1-2	.500	0-0	.000	1-2	.500	0-3	3-0.4	1-0	1	1	1	2	3-0.4
2006-07	1-0	0-0.0	0-0	.000	0-0	.000	0-0	.000	0-0	0-0.0	0-0	0	0	0	0	0-0.0
Career	16-1	69-4.6	3-5	.600	0-1	.000	1-2	.500	2-6	8-0.5	7-0	1	3	1	3	7-0.4



THE LAST TIME...

TEAM

Played AP No. 1 team: at #1 Duke, L - 97-61, 12/30/91
 Defeated team ranked 2-10 by AP: vs. #2 North Carolina, 78-75, 12/7/77
 Defeated team ranked in the AP Top 25: vs. #2 North Carolina, 78-75, 12/7/77
 Defeated A.P. top 25 on the road: at #8 West Virginia, 89-76, 3/3/61

W&M INDIVIDUALS

Had a triple-double: not since 1986-87
 Had a double-double: Corey Cofield (19 pts., 11 rebs.) at Northeastern, 2/2/06
 Had 30-plus points and 10-plus rebounds: Jeff Cohen (49 pts., 31 rebs.) vs. Richmond, 2/25/61
 Four players in double figures: Adam Payton (26), Nathan Mann (14), Alex Smith (12) and David Schneider (10) vs. VCU, 1/10/07
 Five players in double figures: Brian Hutt (13), Corey Cofield (12), Calvin Baker (11), Laimis Kiselius (10) and Taylor Mokris (10) at James Madison 2/11/06
 Six players in double figures: Todd Cauthorn (17 pts.), Thomas Roberts (14), Brendan Connor, Matt Verkey (13 each), Sean Duff (12), and David Cully (11) vs. Shenandoah, 12/22/92
 Scored 30-39 points: Adam Hess (36) at Drexel, 2/7/04
 Scored 40-49 points: Jeff Cohen (49) vs. Richmond, 2/25/61
 Two or more players score 20-29 points in the same game: Nick D'Antoni (25) and Nathan Mann (25) vs. George Mason, 2/12/05
 Perfect at FT line (10 att.): Adam Hess (12-12) vs. VCU, 1/18/03
 Perfect beyond 3-point line (5 att.): Never
 Had 15-19 Rebounds: Adam Hess (15) at VCU, 2/25/02
 Had 10 or more assists: Nick D'Antoni (11) at George Mason, 1/31/04
 Had 6 or more steals: Adam Hess (6) at George Mason, 1/31/04
 Had 5 or more blocked shots: David Cully (10) vs. George Mason, 2/26/96

OPPONENT INDIVIDUALS

Had a triple-double: Michael Anderson (10 pts., 11 rebs., 10 assts.), Drexel, 11/30/85
 Had a double-double: Loren Stokes (30 pts, 15 reb.), Hofstra, 1/20/07
 Four players in double figures: Will Thomas (19 pts.), Folarin Campbell (17), Jordan Carter (12) and John Vaughan (12), George Mason, 1/16/07
 Five players in double figures: Jose Juan Barea (17 pts.), Shawn James, Adrian Martinez (13), Bennett Davis, Aaron Davis (11), Northeastern, 2/2/06
 Six players in double figures: Vic Hamilton (24), Jonathan Kerner (16), Deron Rippey (14), Tim Basham (11), Othello Meadows (11), and Tony Parham (11), East Carolina, 2/14/96
 Scored 30-39 points: Loren Stokes (30 pts.), Hofstra, 1/20/07
 Scored 40-49 points: Anton Gill (40 pts.), East Carolina, 1/19/94
 Two or more players score 20-29 points in the same game: Lo-

ren Stokes (30) and Antoine Agudio (22), Hofstra, 1/20/07
 Perfect at FT line (10 att.): Bill Mayew (14-14), UNCW, 1/29/97
 Had 15-19 Rebounds: Loren Stokes (15 Rebs.), Hofstra, 1/20/07
 Had 10 or more assists: Brian Johnson (10), Delaware, 1/13/07
 Had 6 or more steals: Keith Simmons (7), Holy Cross, 11/25/06
 Had 5 or more blocked shots: Shawn James (8), Northeastern, 2/2/06

W&M FIELD GOAL SHOOTING

Shot 50 percent or better: .512 vs. Hampton, 12/28/06
 Shot 60 percent or better: .633 vs. Georgia State, 2/4/06
 Shot 70 percent or better: .746 vs. Virginia Wesleyan, 2/1/84
 Made 30-39 field goals: 32 vs. Wagner, 11/20/06
 Made 40-49 field goals: 43 vs. George Mason, 2/27/95
 Made 50 or more field goals: not since 1986-87
 Attempted 60-69 field goals: 64 vs. Wagner, 11/20/06
 Attempted 70-79 field goals: 72 at Northeastern, 2/2/06
 Attempted 80-89 field goals: 84 vs. George Mason, 2/12/05
 Attempted 90 or more field goals: not since 1986-87

OPPONENT FIELD GOAL SHOOTING

Shot 50 percent or better: .538, George Mason, 1/16/07
 Shot 60 percent or better: .614, Navy, 11/28/06
 Shot 70 percent or better: .705, Navy, 3/8/85
 Made 30-39 field goals: 32, Hofstra, 2/20/06
 Made 40-49 field goals: 40, George Mason, 2/27/95
 Made 50 or more field goals: not since 1986-87
 Attempted 60-69 field goals: 62, Jacksonville State, 12/1/06
 Attempted 70-79 field goals: 71, Old Dominion, 2/9/06
 Attempted 80-89 field goals: 80, Kansas State, 11/11/06
 Attempted 90 or more field goals: 94, George Mason, 2/27/95

W&M THREE-POINT SHOOTING

Shot 50 percent or better: .500 vs. UNC-Greensboro, 12/21/05
 Shot 60 percent or better: .750 vs. Old Dominion, 2/16/01
 Shot 70-79 percent: .750 vs. Old Dominion, 2/17/01
 Made 10-14 3-point field goals: 13 vs. George Mason, 2/12/05
 Made 15 or more 3-pt. field goals: 16 vs. George Mason, 1/24/96
 Attempted 20-29 3-point field goals: 23 at ODU, 1/24/07
 Attempted 30-39 3-point field goals: 34 at Radford, 11/24/03

OPPONENT THREE-POINT SHOOTING

Shot 50 percent or better: .500 vs. VCU, 1/10/07
 Shot 60 percent or better: .643 at Navy, 11/28/06
 Shot 70-79 percent: .750 vs. Richmond, 11/30/88
 Shot 80 percent or better: .800 vs. Wake Forest, 2/4/91
 Made 10-14 3-point field goals: 11 vs. George Mason, 1/16/07
 Made 15 or more 3-point field goals: 17 at VCU, 2/19/03
 Attempted 20-29 3-point field goals: 23 vs. George Mason, 1/16/07
 Attempted 30-39 3-point field goals: 30 vs. Richmond, 12/31/06



THE LAST TIME...

W&M FREE THROW SHOOTING

Shot 80 percent or better: .882 (15-17) at Hofstra, 1/20/07
Shot 90 percent or better: .955 (21-22) vs. UMBC, 12/22/06
Shot 100 percent: 1.000 (13-13) at Drexel, 2/7/04
Made 20-29 free throws: 27 vs. VCU, 1/10/07
Made 30-39 free throws: 32 vs. Hartford, 11/19/04
Made 40 or more free throws: not since 1964
Attempted 10 or fewer free throws: 10 vs. George Mason, 1/16/07
Attempted 30-39 free throws: 34 vs. VCU, 1/10/07
Attempted 40-49 free throws: 41 vs. Hartford, 11/19/04
Attempted 50-59 free throws: not since 1986-87
Attempted 60 or more free throws: not since 1964

OPPONENT FREE THROW SHOOTING

Shot 80 percent or better: .867 (13-15) at ODU, 1/24/07
Shot 90 percent or better: .917 (11-12) vs. Northeastern, 1/6/07
Shot 100 percent: 1.000 at George Mason, 1/26/06
Made 20-29 free throws: 31 vs. VCU, 1/10/07
Made 30-39 free throws: 31 vs. VCU, 1/10/07
Made 40 or more free throws: not since 1964
Attempted 10 or fewer free throws: 8 vs. North Florida, 12/8/06
Attempted 30-39 free throws: 37 vs. VCU, 1/10/07
Attempted 40-49 free throws: 42 at George Mason, 1/3/02
Attempted 50-59 free throws: not since 1986-87
Attempted 60 or more free throws: not since 1964

W&M SCORING

Scored 80 or more points: 90 vs. Georgia State, 2/4/06
Scored 90 or more points: 90 vs. Georgia State, 2/4/06
Scored 100 or more points: 101 vs. Elon, 12/22/98
Scored 110 or more points: 116 vs. George Mason, 2/27/94

OPPONENT SCORING

Scored 80 or more points: 88 vs. VCU, 1/10/07
Scored 90 or more points: 91 at VCU, 2/23/05
Scored 100 or more points: 104 vs. George Mason, 2/12/05
Scored 110 or more points: 127 at Virginia Tech, 1/29/73

W&M REBOUNDING

Had 40 or more rebounds: 40 vs. Richmond, 12/31/06
Had 50 or more rebounds: 51 vs. Maine, 11/18/06
Had 60 or more rebounds: 67 vs. Marymount, 11/29/95

OPPONENT REBOUNDING

Had 40 or more rebounds: 40 at Old Dominion, 1/24/07
Had 50 or more rebounds: 59 at Kansas State, 11/11/06
Had 60 or more rebounds: 60 at VMI, 2/10/65

W&M ASSISTS

Had 20 or more assists: 25 vs. Georgia State, 2/4/06
Had 30 or more assists: 33 vs. George Mason, 2/27/95

OPPONENT ASSISTS

Had 20 or more assists: 20 at Navy, 11/28/06
Had 30 or more assists: not since 1964

W&M BLOCKED SHOTS

Had 10 or more blocked shots: 17 vs. George Mason, 2/26/96

OPPONENT BLOCKED SHOTS

Had 10 or more blocked shots: 13 vs. Drexel, 1/5/06

W&M STEALS

Had 10 or more steals: 12 vs. North Florida, 12/8/06
Had 15 or more steals: 19 at Virginia Tech, 12/23/03

OPPONENT STEALS

Had 10 or more steals: 11 vs. Hampton, 12/28/06
Had 15 or more steals: 19 at Towson, 12/3/05

MISCELLANEOUS

Two W&M PLAYERS HAD A DOUBLE-DOUBLE IN THE SAME GAME:
Adam Hess (23 pts., 10 rebs.) and Zeb Cope (11 pts., 11 rebs.)
vs. Towson, 3/5/04

W&M PLAYER LED THE TEAM IN POINTS, REBOUNDS AND ASSISTS IN THE SAME GAME:

Adam Trumbower (12 points, 6 rebounds, 4 assists) at Navy,
11/28/06

W&M PLAYED 2OT:

vs. George Mason, 2/12/05 (L, 104-99)

W&M PLAYED 3OT:

vs. Virginia Tech, 1/21/81 (W 48-46)

W&M PLAYED 4OT:

Never

W&M SHOT 70 PERCENT FROM THE FLOOR IN A HALF:

.739 (2nd Half) vs. Georgia State, 2/4/06

W&M SHOT 60 PERCENT FROM THE FLOOR IN A HALF:

.600 (12-of-20) (2nd half) vs. Hampton, 12/28/06

W&M Shot less than 30 percent from the floor in a half:

.231 (6-of-26) (2nd Half) at Old Dominion, 1/24/07

W&M OVERCAME A DEFICIT IN THE FINAL FIVE MINUTES TO WIN A GAME:

Overcame 59-46 deficit to win 73-68 in OT vs. Cornell, 12/2/06

W&M OVERCAME A HALFTIME DEFICIT IN TWO CONSECUTIVE GAMES:

Overcame 33-31 deficit to win 67-63 (George Mason, A, 1/3/07)

Overcame 27-26 deficit to win 60-57 (Northeastern, H, 1/6/07)



**GAME 1
KANSAS STATE 70, W&M 60
NOVEMBER 11, 2006**

W&M	tot-fg		3-pt		ft	rebounds			pf	tp	a	to	blk	s	min	
	fg	fga	fg	fga		fta	of	de								tot
13 Kisielius f	5	7	3	3	3	4	1	1	2	3	16	2	3	0	1	35
15 Stein f	2	4	0	0	0	0	3	3	6	4	4	2	2	0	0	20
02 Schneider g	5	14	3	9	5	7	1	8	9	4	18	7	5	0	4	38
11 Mann g	2	6	1	5	0	0	1	0	1	5	5	2	3	0	1	20
24 Payton g	2	8	0	2	1	1	1	2	3	1	5	2	3	0	0	29
00 Hess	1	3	0	0	1	4	1	2	3	3	3	0	1	1	0	11
03 Trumbower	0	0	0	0	0	0	1	1	1	0	0	0	1	0	0	2
04 Smith	1	4	0	0	0	1	2	3	2	2	2	0	0	0	0	13
20 Carrabine	0	0	0	0	0	0	0	0	0	0	0	0	0	0	0	3
22 Sumner	0	1	0	1	0	0	0	0	0	1	0	0	1	0	0	6
23 Darnell	1	2	1	1	0	0	0	3	3	1	3	1	1	0	0	9
45 Cofield	2	4	0	0	0	2	0	0	0	0	4	1	1	0	0	14
Team Totals	21	53	8	21	10	18	10	27	37	24	60	16	19	1	6	200

TOTAL FG% 1st Half: 10-25 40.0% 2nd Half: 11-28 39.3% Game: 39.6%
 3-Pt. FG% 1st Half: 4-9 44.4% 2nd Half: 4-12 33.3% Game: 38.1%
 F Throw % 1st Half: 3-5 60.0% 2nd Half: 7-13 53.8% Game: 55.6%

Kansas State	tot-fg		3-pt		ft	rebounds			pf	tp	a	to	blk	s	min	
	fg	fga	fg	fga		fta	of	de								tot
20 Martin f	2	9	0	2	1	2	3	1	4	4	5	0	1	0	0	12
50 Colon f	1	2	0	0	2	2	3	4	7	3	4	1	0	0	0	20
02 Young g	4	13	1	5	2	4	1	2	3	4	11	5	4	1	2	25
03 Harris g	8	19	3	9	3	4	3	4	7	0	22	1	1	2	2	34
15 Hoskins g	4	15	1	7	6	9	5	2	7	2	15	2	1	0	1	30
05 Stewart	1	9	0	3	0	0	1	1	2	1	2	4	1	0	0	20
14 Afeli	1	1	0	0	0	2	1	3	1	0	0	0	0	0	0	5
31 Merriewether	0	0	0	0	0	0	0	0	0	0	0	0	0	0	0	0
34 Wright	4	11	1	3	1	2	5	8	13	2	10	3	1	1	1	34
55 Bennett	0	1	0	0	1	4	2	1	3	1	1	0	0	4	0	20
TEAM Totals	24	80	6	29	16	27	32	27	59	18	70	16	9	8	8	200

TOTAL FG% 1st Half: 13-44 29.5% 2nd Half: 11-36 30.6% Game: 30.0%
 3-Pt. FG% 1st Half: 3-15 20.0% 2nd Half: 3-14 21.4% Game: 20.7%
 F Throw % 1st Half: 5-9 55.6% 2nd Half: 11-18 61.1% Game: 59.3%

Officials: Steve Olson, Brad Ferrie, John Moore
 Technical fouls: William & Mary-None. Kansas State-None.
 Attendance: 11390

Score by Periods	1st	2nd	Total
William & Mary	27	33	60
Kansas State	34	36	70

**GAME 3
HOLY CROSS 66, W&M 57
NOVEMBER 25, 2006**

W&M	tot-fg		3-pt		ft	rebounds			pf	tp	a	to	blk	s	min	
	fg	fga	fg	fga		fta	of	de								tot
45 Cofield f	4	8	0	0	0	0	2	4	6	1	8	1	1	0	0	26
13 Kisielius f	4	10	2	4	0	0	1	2	3	1	10	1	5	1	0	30
24 Payton g	5	14	1	4	4	5	2	3	5	3	15	3	1	0	1	36
02 Schneider g	1	7	0	4	2	4	0	1	1	4	4	1	1	0	3	29
11 Mann g	5	9	2	5	0	1	0	6	6	3	12	4	0	0	0	27
03 Trumbower	0	0	0	0	0	0	0	1	1	1	1	0	1	0	0	4
04 Smith	1	2	0	0	1	1	0	2	2	5	3	0	1	0	11	
15 Stein	1	1	0	0	1	2	0	0	0	2	3	0	4	0	0	18
20 Carrabine	0	0	0	0	0	0	0	0	0	0	0	0	0	0	0	2
22 Sumner	1	4	0	0	0	1	2	2	4	0	2	0	2	0	0	14
23 Darnell	0	1	0	0	0	0	0	0	0	0	0	0	0	0	0	3
TEAM Totals	22	56	5	17	8	14	10	22	32	20	57	11	15	2	4	200

TOTAL FG% 1st Half: 9-24 37.5% 2nd Half: 13-32 40.6% Game: 39.3%
 3-Pt. FG% 1st Half: 2-9 22.2% 2nd Half: 3-8 37.5% Game: 29.4%
 F Throw % 1st Half: 6-9 66.7% 2nd Half: 2-5 40.0% Game: 57.1%

Holy Cross	tot-fg		3-pt		ft	rebounds			pf	tp	a	to	blk	s	min	
	fg	fga	fg	fga		fta	of	de								tot
21 Vander Baan, f	1	8	0	3	0	0	4	5	9	4	2	1	0	0	0	28
33 Cunningham f	2	4	2	4	0	0	0	2	2	0	6	0	0	0	0	16
00 Clifford c	4	12	0	2	5	6	5	1	6	4	13	1	4	2	0	31
01 Thomas g	2	9	1	4	5	5	1	3	4	2	10	4	3	0	2	32
10 Simmonds g	5	12	1	6	5	9	2	6	8	4	16	2	1	2	7	30
02 Cruze	0	0	0	0	0	0	1	0	1	1	0	0	0	0	0	3
03 Dixon	1	3	1	3	0	0	1	1	1	1	0	0	0	0	0	6
20 Doherty	4	8	0	3	2	3	0	5	5	2	10	5	1	0	2	32
43 McCarthy	0	0	0	0	0	0	1	1	1	0	0	0	3	1	0	5
53 Meister	3	4	0	0	0	0	1	1	2	0	6	1	0	1	0	17
TEAM Totals	22	60	5	25	17	23	17	26	43	18	66	14	13	5	12	200

TOTAL FG% 1st Half: 13-25 52.0% 2nd Half: 9-35 25.7% Game: 36.7%
 3-Pt. FG% 1st Half: 4-14 28.6% 2nd Half: 1-11 9.1% Game: 20.0%
 F Throw % 1st Half: 4-6 66.7% 2nd Half: 13-17 76.5% Game: 73.9%

Officials: Don McEvoy, Kevin Hart, Joe Pescitelli
 Technical fouls: William & Mary-None. Holy Cross-None.
 Attendance: 2103

Score by Periods	1st	2nd	Total
William & Mary	26	31	57
Holy Cross	34	32	66

**GAME 2
W&M 77, WAGNER 53
NOVEMBER 20, 2006**

Wagner	tot-fg		3-pt		ft	rebounds			pf	tp	a	to	blk	s	min	
	fg	fga	fg	fga		fta	of	de								tot
15 Ulrich f	1	2	0	1	1	3	0	5	5	5	3	0	1	0	0	19
20 Smith f	1	5	1	2	1	2	2	3	5	3	4	2	3	0	1	27
34 Radford f	3	6	0	0	1	5	5	0	5	2	7	0	1	0	1	15
23 Porter g	3	9	2	7	2	6	1	5	6	2	10	6	9	1	1	34
33 Drummond g	3	5	0	1	0	0	2	4	6	0	6	1	3	0	0	23
04 Vitale	3	7	2	6	1	1	0	3	3	2	9	1	0	0	0	28
05 Mundweiler	3	13	3	11	2	2	0	1	1	2	11	0	2	0	0	29
11 Duty	0	1	0	1	0	0	0	1	1	0	0	0	0	0	0	7
31 Callahan	0	1	0	0	0	0	0	0	0	0	0	0	0	0	0	1
51 Nielsen	0	2	0	2	3	4	0	0	0	1	3	0	0	0	0	12
55 Orock	0	1	0	0	0	0	0	1	1	0	0	0	0	0	0	5
TEAM Totals	17	52	8	31	11	23	11	27	38	17	53	10	19	1	3	200

TOTAL FG% 1st Half: 7-22 31.8% 2nd Half: 10-30 33.3% Game: 32.7%
 3-Pt. FG% 1st Half: 3-14 21.4% 2nd Half: 5-17 29.4% Game: 25.8%
 F Throw % 1st Half: 3-10 30.0% 2nd Half: 8-13 61.5% Game: 47.8%

W&M	tot-fg		3-pt		ft	rebounds			pf	tp	a	to	blk	s	min	
	fg	fga	fg	fga		fta	of	de								tot
13 Kisielius f	8	12	2	4	0	1	0	2	2	4	18	1	3	0	3	28
15 Stein f	1	1	0	0	0	0	0	0	0	4	2	1	1	0	0	7
02 Schneider g	2	3	1	2	3	4	0	2	2	3	8	6	1	0	1	25
11 Mann g	0	6	0	3	0	0	0	3	3	0	0	1	0	1	1	23
24 Payton g	4	6	1	3	0	0	1	7	8	1	9	2	1	0	2	21
00 Hess	1	3	0	0	0	0	0	3	3	2	2	0	1	1	0	8
03 Trumbower	1	2	0	1	0	0	0	1	1	2	2	1	1	0	0	16
04 Smith	1	4	0	0	0	1	1	4	5	3	2	0	0	1	0	12
12 Barnett	0	0	0	0	0	1	0	1	1	1	0	0	0	1	0	2
20 Carrabine	1	1	0	0	2	3	0	1	1	0	4	0	0	0	0	12
22 Sumner	5	10	2	5	0	0	3	0	3	0	12	1	0	0	1	16
23 Darnell	3	5	1	1	0	0	3	2	5	1	7	3	1	0	0	15
25 Stratton	1	1	0	0	0	0	1	0	1	0	2	0	0	0	0	2
45 Cofield	4	10	0	0	1	2	0	5	5	4	9	0	4	0	0	13
TEAM Totals	32	64	7	19	6	12	10	32	42	25	77	16	13	4	8	200

TOTAL FG% 1st Half: 13-29 44.8% 2nd Half: 19-35 54.3% Game: 50.0%
 3-Pt. FG% 1st Half: 4-11 36.4% 2nd Half: 3-8 37.5% Game: 36.8%
 F Throw % 1st Half: 1-4 25.0% 2nd Half: 5-8 62.5% Game: 50.0%

Officials: Harold Harris, Jr., George Harry, Ray Perone
 Technical fouls: Wagner-Ulrich, James. William and Mary-None.
 Attendance: 3197

Score by Periods	1st	2nd	Total
Wagner	20	33	53
William & Mary	31	46	77

**GAME 4
NAVY 79, W&M 63
NOVEMBER 28, 2006**

W&M	tot-fg		3-pt		ft	rebounds			pf	tp	a	to	blk	s	min	
	fg	fga	fg	fga		fta	of	de								tot
13 Kisielius f	2	3	0	0	4	5	0	4	4	1	8	0	3	0	1	26
15 Stein f	2	2</														



**GAME 5
W&M 59, JACKSONVILLE STATE 56
DECEMBER 1, 2006**

JSU		tot-fg		3-pt		ft	rebounds				pf	tp	a	to	blk	s	min
		fg	fga	fg	fga		fta	of	de	tot							
21	Bradley f	4	9	0	1	1	2	0	3	3	5	9	1	6	0	4	28
33	Brown f	7	13	0	0	1	4	2	5	7	5	15	1	5	2	0	27
10	Ginn g	3	6	2	4	0	0	0	0	0	3	8	3	5	0	4	36
14	Smith g	2	6	0	3	0	0	0	0	0	2	4	0	0	0	2	11
30	Adams g	7	17	0	6	0	0	2	7	9	3	14	1	0	0	2	30
01	Thomas	0	3	0	3	0	0	0	0	0	0	0	1	0	0	0	4
05	Bray	0	1	0	1	0	0	0	0	0	0	4	3	0	0	0	18
15	Crow	1	3	0	0	1	2	3	1	4	2	3	0	0	1	0	14
22	Mbodoji	0	1	0	0	0	0	3	3	1	0	0	0	0	1	0	8
23	Shellwood	1	3	1	1	0	0	1	0	1	4	3	1	0	0	2	24
	TEAM																
	Totals	25	62	3	19	3	8	9	21	30	25	56	12	19	4	14	200

TOTAL FG% 1st Half: 9-28 32.1% 2nd Half: 16-34 47.1% Game: 40.3%
 3-Pt. FG% 1st Half: 1-9 11.1% 2nd Half: 2-10 20.0% Game: 15.8%
 F Throw % 1st Half: 1-4 25.0% 2nd Half: 2-4 50.0% Game: 37.5%

W&M		tot-fg		3-pt		ft	rebounds				pf	tp	a	to	blk	s	min
		fg	fga	fg	fga		fta	of	de	tot							
04	Smith f	1	3	0	0	0	0	2	1	3	0	2	0	2	0	0	17
23	Darnell f	0	3	0	0	0	0	5	5	2	0	1	3	0	0	0	16
11	Mann g	4	8	0	3	0	0	0	5	5	2	8	2	4	0	1	28
13	Kisielius g	5	6	1	2	9	12	3	3	6	0	20	1	6	0	1	31
20	Carrabine g	1	5	0	3	0	0	0	2	2	0	2	1	0	0	0	14
00	Hess	0	1	0	0	1	0	1	1	1	0	0	0	0	0	0	6
03	Trumbower	0	2	0	1	2	2	1	4	5	2	2	4	1	0	1	20
15	Stein	1	1	0	0	0	2	2	4	6	1	2	4	3	0	0	20
22	Sumner	0	4	0	0	0	6	2	0	2	0	0	0	1	1	0	10
24	Payton	6	10	1	2	5	6	2	3	5	1	18	0	4	0	2	26
45	Cofield	2	6	0	0	1	2	1	1	2	5	1	5	1	3	12	12
	Team																
	Totals	20	49	2	11	17	33	17	30	47	11	59	11	28	2	9	200

TOTAL FG% 1st Half: 11-25 44.0% 2nd Half: 9-24 37.5% Game: 40.8%
 3-Pt. FG% 1st Half: 2-7 28.6% 2nd Half: 0-4 0.0% Game: 18.2%
 F Throw % 1st Half: 3-7 42.9% 2nd Half: 14-26 53.8% Game: 51.5%

Officials: Alvin Scott, Scott Smith, Shawn Carpenter
 Technical fouls: Jacksonville State-None. William and Mary-None.
 Attendance: 2684

Score by Periods	1st	2nd	Total
Jacksonville State	20	36	56
William and Mary	27	32	59

**GAME 7
TOWSON 73, W&M 60
DECEMBER 5, 2006**

Towson		tot-fg		3-pt		ft	rebounds				pf	tp	a	to	blk	s	min
		fg	fga	fg	fga		fta	of	de	tot							
22	Abraham f	5	10	0	2	4	5	2	6	8	2	14	0	2	0	1	37
25	Tubbs f	3	5	0	0	1	2	3	4	7	2	7	2	0	0	0	28
33	Pease f	2	3	0	1	0	0	0	2	2	2	4	0	1	0	1	16
01	Williams g	2	3	0	1	0	0	0	0	2	2	4	0	1	0	0	21
14	Neal g	8	16	4	11	6	7	0	5	5	2	26	7	3	0	0	34
03	Cross	0	3	0	3	4	4	0	3	3	0	4	2	2	0	1	23
04	Coleman	4	6	1	2	1	2	0	2	2	0	10	2	1	0	3	15
12	Breaux	1	1	0	0	0	0	0	1	1	2	2	0	0	1	1	14
20	Spruill	1	2	0	0	0	0	0	3	3	2	2	1	0	0	0	12
	TEAM																
	Totals	26	49	5	20	16	20	6	31	37	14	73	17	13	1	7	200

TOTAL FG% 1st Half: 15-27 55.6% 2nd Half: 11-22 50.0% Game: 53.1%
 3-Pt. FG% 1st Half: 4-10 40.0% 2nd Half: 1-10 10.0% Game: 25.0%
 F Throw % 1st Half: 8-11 72.7% 2nd Half: 8-9 88.9% Game: 80.0%

W&M		tot-fg		3-pt		ft	rebounds				pf	tp	a	to	blk	s	min
		fg	fga	fg	fga		fta	of	de	tot							
04	Smith f	0	1	0	0	0	0	0	2	2	0	0	0	0	0	0	10
13	Kisielius f	0	6	0	3	0	0	0	0	0	0	4	1	0	0	0	29
03	Trumbower g	0	2	0	1	2	2	1	3	4	2	2	3	1	0	0	20
11	Mann g	1	8	0	6	4	4	0	0	0	1	6	2	0	0	2	24
20	Carrabine g	3	6	3	6	1	2	0	2	2	2	10	0	0	0	0	16
02	Hess	0	0	0	0	0	0	0	1	1	1	0	0	0	0	0	6
02	Schneider	5	9	4	8	4	5	0	2	2	3	18	2	1	0	1	28
15	Stein	3	4	0	0	0	1	1	3	4	3	6	4	2	0	0	28
22	Sumner	0	2	0	1	0	0	0	1	1	0	0	0	0	0	0	3
23	Darnell	0	0	0	0	2	2	1	2	3	2	2	0	2	0	0	4
24	Payton	7	16	1	4	1	2	0	4	4	5	16	0	1	0	1	28
45	Cofield	0	0	0	0	0	0	1	0	1	0	0	0	0	0	0	4
	Team																
	Totals	19	54	8	29	14	18	5	21	26	19	60	16	8	0	4	200

TOTAL FG% 1st Half: 8-25 32.0% 2nd Half: 11-29 37.9% Game: 35.2%
 3-Pt. FG% 1st Half: 3-11 27.3% 2nd Half: 5-18 27.8% Game: 27.6%
 F Throw % 1st Half: 6-9 66.7% 2nd Half: 8-9 88.9% Game: 77.8%

Officials: Steve Gordon, Sean Casady, Raymond Syons
 Technical fouls: Towson-None. William and Mary-None.
 Attendance: 2073

Score by Periods	1st	2nd	Total
Towson	42	31	73
William and Mary	25	35	60

**GAME 6
W&M 73, CORNELL 68
DECEMBER 2, 2006**

Cornell		tot-fg		3-pt		ft	rebounds				pf	tp	a	to	blk	s	min
		fg	fga	fg	fga		fta	of	de	tot							
20	Wittman f	6	14	4	9	0	0	0	2	2	2	16	3	3	0	1	44
42	Naev f	4	8	0	0	3	5	2	6	8	5	11	2	4	4	0	29
03	Dow g	1	4	0	2	0	0	0	1	1	0	2	5	3	0	3	32
05	Battle g	7	10	1	2	6	6	1	3	4	2	21	2	2	0	0	41
12	Dale g	4	10	1	3	0	0	1	2	3	5	9	4	2	0	0	24
01	Ihekweazu	0	0	0	0	0	0	0	1	1	3	0	0	0	0	0	3
11	App	1	3	1	2	0	0	0	0	0	0	3	0	0	0	0	17
22	Mullen	1	1	0	0	0	0	0	0	0	1	2	0	0	0	1	7
33	Tyler	0	0	0	0	0	0	0	1	1	2	0	0	0	0	0	5
34	Kreefer	2	3	0	1	0	0	1	2	3	3	4	1	1	0	0	22
40	Reynolds	0	0	0	0	0	0	0	0	0	1	0	0	1	0	0	1
	TEAM																
	Totals	26	53	7	19	9	11	7	22	29	24	68	17	16	4	5	225

TOTAL FG% 1st Half: 12-26 46.2% 2nd Half: 11-19 57.9% Game: 49.1%
 3-Pt. FG% 1st Half: 4-10 40.0% 2nd Half: 3-7 42.9% Game: 36.8%
 F Throw % 1st Half: 2-3 66.7% 2nd Half: 7-8 87.5% Game: 81.8%

W&M		tot-fg		3-pt		ft	rebounds				pf	tp	a	to	blk	s	min
		fg	fga	fg	fga		fta	of	de	tot							
15	Stein f	1	1	0	0	0	3	3	1	4	2	2	2	1	0	0	30
22	Sumner f	1	4	0	2	0	0	0	0	0	0	2	0	1	0	0	10
45	Cofield f	1	6	0	0	0	0	1	3	4	2	2	0	1	0	1	11
03	Trumbower g	2	4	1	3	2	2	0	2	2	3	7	5	1	0	0	27
24	Payton g	1	5	0	1	8	10	1	1	2	0	10	1	3	0	3	34
00	Hess	0	0	0	0	0	0	0	0	0	0	0	0	0	0	0	3
04	Smith	3	6	0	0	0	2	1	1	2	1	6	0	2	0	1	16
11	Mann	5	13	4	10	1	2	0	4	4	2	15	1	0	0	0	29
13	Kisielius	7	12	3	6	4	4	3	3	6	2	21	4	1	0	1	35
20	Carrabine	2	3	1	2	0	0	1	0	1	1	5	0	0	0	0	13
23	Darnell	1	2	0	0	1	1	0	1	1	2	3	3	2	2	1	17
	Team																
	Totals	24	56	9	24	16	24	14	19	33	15	73	16	13	3	7	225

TOTAL FG% 1st Half: 10-23 43.5% 2nd Half: 11-28 39.3% Game: 42.9%
 3-Pt. FG% 1st Half: 4-10 40.0% 2nd Half: 5-13 38.5% Game: 37.5%
 F Throw % 1st Half: 1-2 50.0% 2nd Half: 10-16 62.5% Game: 66.7%

Officials: Alvin Cox, Scott Smith, Shawn Carpenter
 Technical fouls: Cornell-None. William and Mary-None.
 Attendance: 2118

Score by Periods	1st	2nd	OT	Total
Cornell	30	32	6	68
William and Mary	25	37	11	73



**GAME 9
W&M 70, UMBC 58
DECEMBER 22, 2006**

	tot-fg		3-pt		ft	rebounds			pf	tp	a	to	blk	s	min
	fg	fga	fg	fga		fta	of	de							
30 Fry f	0	1	0	0	0	0	0	1	2	0	0	0	0	0	20
44 Housman f	3	5	0	0	3	4	2	4	6	3	9	2	1	0	35
02 Greene g	1	5	0	4	0	0	0	0	0	1	2	0	1	0	25
12 Pugh g	3	7	1	4	6	6	2	3	5	1	13	4	3	0	40
23 Young 6	9	0	1	2	2	0	3	3	2	14	0	4	0	0	37
05 Seaborn	0	1	0	0	2	3	0	0	0	1	2	0	0	0	2
21 Spadafora	1	3	0	1	0	0	0	0	0	1	2	0	0	0	15
24 Hodges	7	14	2	4	0	0	1	3	4	4	16	0	1	0	26
40 Eshietdoho	0	0	0	0	0	0	0	0	0	0	0	1	0	0	0+
TEAM						2	3	5			1				
Totals	21	45	3	14	13	15	7	17	24	15	58	6	12	0	5 200

TOTAL FG% 1st Half: 7-18 38.9% 2nd Half: 14-27 51.9% Game: 46.7%
 3-Pt. FG% 1st Half: 2-5 40.0% 2nd Half: 1-9 11.1% Game: 21.4%
 F Throw % 1st Half: 9-11 81.8% 2nd Half: 4-4 100% Game: 86.7%

W&M	tot-fg		3-pt		ft	rebounds			pf	tp	a	to	blk	s	min
	fg	fga	fg	fga		fta	of	de							
13 Kisielius f	5	7	2	3	7	8	2	1	3	1	19	2	2	2	1 34
15 Stein f	2	5	0	0	0	0	2	2	2	3	4	0	0	0	1 19
02 Schneider g	3	8	3	6	2	2	0	1	1	1	11	2	1	0	0 34
11 Mann g	1	4	0	2	3	3	0	0	0	1	5	2	2	0	0 26
24 Payton g	1	2	1	1	4	4	0	4	4	1	7	4	1	0	0 32
00 Hess	1	1	0	0	2	2	0	0	0	2	4	1	0	0	0 6
03 Trumbower	2	2	0	0	2	2	0	0	0	0	6	0	1	0	0 9
04 Smith	4	8	0	0	1	1	1	4	5	2	9	0	2	0	0 15
20 Carrabine	2	5	1	3	0	0	0	4	4	1	5	0	0	0	1 13
23 Darnell	0	0	0	0	0	0	0	0	0	1	0	0	0	0	0 12
Team						2	2	4							
Totals	21	42	7	15	21	22	5	18	23	13	70	11	9	2	3 200

TOTAL FG% 1st Half: 14-21 66.7% 2nd Half: 7-21 33.3% Game: 50.0%
 3-Pt. FG% 1st Half: 7-12 58.3% 2nd Half: 0-3 0.0% Game: 46.7%
 F Throw % 1st Half: 7-7 100% 2nd Half: 14-15 93.3% Game: 95.5%

Officials: Sean Casady, Kyle Neve, Matt Oblas
 Technical fouls: UMBC-None. William and Mary-None.
 Attendance: 1421

Score by Periods	1st	2nd	Total
UMBC	25	33	58
William and Mary	42	28	70

**GAME 11
W&M 61, RICHMOND 53
DECEMBER 31, 2006**

Richmond	tot-fg		3-pt		ft	rebounds			pf	tp	a	to	blk	s	min
	fg	fga	fg	fga		fta	of	de							
21 Gonzalez f	2	8	0	5	2	2	0	0	0	4	6	1	2	0	1 24
35 Hovde f	1	3	0	1	0	0	1	2	3	2	2	0	1	0	2 23
54 Crank c	5	6	0	0	1	2	0	3	3	0	11	0	0	0	1 21
05 Morris g	5	13	3	9	0	0	2	0	2	4	13	5	2	1	1 38
13 Thomas g	3	6	0	2	2	3	3	4	7	4	8	1	0	0	1 35
03 McGonigal	0	1	0	0	0	0	0	0	0	2	0	0	0	0	0 4
04 Giddings	0	2	0	2	0	0	1	1	2	3	0	0	0	0	0 7
40 Geriot	3	7	1	2	0	2	1	4	5	3	7	0	3	0	0 21
44 Butler	2	11	2	9	0	0	2	1	3	0	6	2	1	0	0 27
TEAM						1		1							
Totals	21	57	6	30	5	9	11	15	26	22	53	9	9	1	6 200

TOTAL FG% 1st Half: 6-19 31.6% 2nd Half: 15-38 39.5% Game: 36.8%
 3-Pt. FG% 1st Half: 0-9 0.0% 2nd Half: 6-21 28.6% Game: 20.0%
 F Throw % 1st Half: 1-2 50.0% 2nd Half: 4-7 57.1% Game: 55.6%

W&M	tot-fg		3-pt		ft	rebounds			pf	tp	a	to	blk	s	min
	fg	fga	fg	fga		fta	of	de							
13 Kisielius f	4	6	1	3	2	4	3	5	8	1	11	3	2	2	0 30
15 Stein f	1	2	0	1	2	3	4	4	8	2	4	1	1	0	0 20
02 Schneider g	3	7	3	7	0	1	0	3	3	2	9	0	4	0	2 32
11 Mann g	1	8	0	2	1	2	1	7	8	1	3	4	1	0	0 32
24 Payton g	4	7	1	2	4	6	1	3	4	1	13	2	3	0	1 33
03 Trumbower	0	0	0	0	0	0	0	0	0	1	0	1	1	0	0 8
04 Smith	4	5	0	0	4	5	2	2	4	3	12	0	2	0	1 20
20 Carrabine	2	4	2	4	1	2	1	1	2	1	7	0	1	0	0 15
23 Darnell	1	3	0	1	0	2	1	2	3	2	2	1	1	0	0 10
Team						2	2	4							
Totals	20	42	7	20	14	25	13	27	40	14	61	12	16	2	4 200

TOTAL FG% 1st Half: 9-20 45.0% 2nd Half: 11-22 50.0% Game: 47.6%
 3-Pt. FG% 1st Half: 4-12 33.3% 2nd Half: 3-8 37.5% Game: 35.0%
 F Throw % 1st Half: 5-11 45.5% 2nd Half: 9-14 64.3% Game: 56.0%

Officials: Les Jones, Bernard Clinton, Duke Edsall
 Technical fouls: Richmond-None. William and Mary-None.
 Attendance: 1922

Score by Periods	1st	2nd	Total
Richmond	13	40	53
William and Mary	27	34	61

**GAME 10
W&M 72, HAMPTON 67
DECEMBER 28, 2006**

Hampton	tot-fg		3-pt		ft	rebounds			pf	tp	a	to	blk	s	min
	fg	fga	fg	fga		fta	of	de							
01 Pilgrim f	5	10	1	4	1	2	5	4	9	5	12	0	8	0	1 24
21 Freeman f	3	7	0	1	4	8	2	2	4	2	10	0	2	0	0 38
50 Clark f	0	2	0	2	2	3	1	1	2	2	0	0	2	0	0 16
02 Simpson g	2	5	2	3	0	0	0	0	0	1	6	0	0	0	0 21
03 West g	8	16	2	6	10	12	0	3	3	3	28	1	4	0	5 34
12 Smalling	0	0	0	0	0	0	2	1	3	4	0	1	0	0	1 11
14 Mattox	0	0	0	0	0	0	1	1	2	1	0	0	0	1	2 15
15 Woodard	2	2	0	0	2	4	1	1	2	2	6	0	1	0	0 22
32 Ntoko	1	4	1	4	0	0	0	0	0	1	3	1	0	0	0 7
33 Pehoua	0	1	0	0	0	0	2	2	1	0	1	1	0	1	9
34 Sumner	0	0	0	0	0	0	0	0	0	0	0	0	0	0	0+
40 Robinson	0	0	0	0	0	2	1	0	1	2	0	1	0	1	3
Team						1		1			1				
Totals	21	47	6	20	19	31	16	13	29	24	67	4	21	0	11 200

TOTAL FG% 1st Half: 9-19 47.4% 2nd Half: 12-28 42.9% Game: 44.7%
 3-Pt. FG% 1st Half: 3-9 33.3% 2nd Half: 3-11 27.3% Game: 30.0%
 F Throw % 1st Half: 6-9 66.7% 2nd Half: 13-22 59.1% Game: 61.3%

W&M	tot-fg		3-pt		ft	rebounds			pf	tp	a	to	blk	s	min
	fg	fga	fg	fga		fta	of	de							
13 Kisielius f	4	5	2	2	8	12	0	1	1	3	18	3	3	0	1 31
15 Stein f	2	3	0	0	3	3	2	1	3	4	7	1	3	0	0 20
02 Schneider g	1	5	1	5	3	6	0	3	3	4	6	3	3	0	0 29
11 Mann g	4	8	2	5	2	2	2	1	3	2	12	1	3	0	1 30
24 Payton g	4	7	2	2	2	2	1	1	2	2	12	2	4	0	1 33
00 Hess	0	0	0	0	2	2	1	1	2	1	2	0	2	0	0 7
03 Trumbower	0	1	0	1	1	2	1	1	2	2	1	1	4	0	0 11
04 Smith	4	7	0	1	0	0	1	2	3	3	8	1	1	2	0 21
20 Carrabine	2	4	2	4	0	0	1	0	1	0	6	1	0	0	0 15
23 Darnell	0	1	0	0	0	0	0	0	0	0	0	0	0	0	0 3
Team						2	3	5							
Totals	21	41	9	20	21	29	11	14	25	21	72	13	24	2	3 200

TOTAL FG% 1st Half: 9-21 42.9% 2nd Half: 12-20 60.0% Game: 51.2%
 3-Pt. FG% 1st Half: 6-12 50.0% 2nd Half: 3-8 37.5% Game: 45.0%
 F Throw % 1st Half: 6-11 54.5% 2nd Half: 15-18 83.3% Game: 72.4%

Officials: Manny Upton, Alan Spainhour, Harold E. Harris Jr.
 Technical fouls: Hampton-None. William and Mary-None.
 Attendance: 2107

Score by Periods	1st	2nd	Total
Hampton	27	40	67
William and Mary	30	42	72

**GAME 12
W&M 67, GEORGE MASON 63
JANUARY 3, 2007**

W&M	tot-fg		3-pt		ft	rebounds			pf	tp	a	to	blk	s	min
	fg	fga	fg	fga		fta	of	de							
13 Kisielius f	2	7	0	1	5	6	4	4	8	2	9	5	4	0	1 29
15 Stein f	2	3	0	0	0	0	1	2	3	4	4	1	0	0	0 26
02 Schneider g	3	8	2	6	2	2	1	1	2	3	10	4	3	0	1 36
11 Mann g	5	11	4	9	0	1	0	0	0	1	14	1	1	0	0 32
24 Payton g	5	14	0	2	2	2	4	5	9	2	12	2	2	0	1 31
03 Trumbower	0	0	0	0	0	0	0	0	0	1					



**GAME 13
W&M 60, NORTHEASTERN 57
JANUARY 6, 2007**

	tot-fg		3-pt		ft	rebounds				pf	tp	a	to	blk	s	min
	fg	fga	fg	fga		fta	of	de	tot							
Northeastern	4	12	0	3	2	2	0	5	5	1	10	4	0	0	0	39
14 Davis f	2	5	2	4	0	0	0	2	2	0	6	1	1	0	0	16
24 Spates f	2	5	2	5	2	2	0	2	2	3	8	1	0	0	3	29
11 Martinez g	5	11	3	8	4	4	0	5	5	2	17	2	1	0	0	33
22 Kelly g	2	7	1	4	1	2	3	2	5	2	6	3	6	1	1	36
23 Janning g	0	1	0	0	0	0	1	0	1	1	0	0	0	0	0	12
20 Smith	3	7	0	0	0	0	0	1	1	3	6	0	1	0	0	22
32 Adako	1	3	0	0	2	2	2	1	3	2	4	0	2	0	0	13
50 Washington																
TEAM																
Totals	19	51	8	24	11	12	7	21	28	14	57	11	11	2	4	200

TOTAL FG% 1st Half: 10-27 37.0% 2nd Half: 9-24 37.5% Game: 37.3%
 3-Pt. FG% 1st Half: 5-13 38.5% 2nd Half: 3-11 27.3% Game: 33.3%
 F Throw % 1st Half: 2-2 100% 2nd Half: 9-10 90.0% Game: 91.7%

	tot-fg		3-pt		ft	rebounds				pf	tp	a	to	blk	s	min
	fg	fga	fg	fga		fta	of	de	tot							
W&M	3	9	1	5	2	4	1	1	2	2	9	2	2	1	1	28
13 Kisielius f	4	7	1	1	0	0	0	3	3	1	9	0	2	0	1	24
15 Stein f	4	9	4	8	1	2	3	5	8	2	13	2	0	0	1	31
02 Schneider g	1	6	0	3	0	0	1	4	5	0	2	1	4	1	2	29
11 Mann g	3	9	1	2	8	9	0	2	2	1	15	2	1	0	2	33
24 Payton g	0	1	0	0	0	0	0	1	1	1	0	1	0	0	0	9
03 Trumbower	1	2	0	0	2	2	0	1	1	3	4	1	1	0	0	15
04 Smith	2	3	1	2	1	2	0	3	3	1	6	2	0	1	0	18
20 Carrabine	1	3	0	1	0	0	2	1	3	0	2	0	1	0	0	10
23 Darnell	0	0	0	0	0	0	0	1	1	0	0	0	0	0	0	3
45 Coffield																
Team																
Totals	19	49	8	22	14	19	9	26	35	11	60	11	11	3	7	200

TOTAL FG% 1st Half: 9-27 33.3% 2nd Half: 10-22 45.5% Game: 38.8%
 3-Pt. FG% 1st Half: 4-15 26.7% 2nd Half: 4-7 57.1% Game: 36.4%
 F Throw % 1st Half: 4-6 66.7% 2nd Half: 10-13 76.9% Game: 73.7%

Officials: William Humes, Nathan Quick, Mark Lindsay
 Technical fouls: Northeastern-None. William and Mary-None.
 Attendance: 1764

Score by Periods	1st	2nd	Total
Northeastern	27	30	57
William and Mary	26	34	60

**GAME 15
VCU 88, W&M 77
JANUARY 10, 2007**

	tot-fg		3-pt		ft	rebounds				pf	tp	a	to	blk	s	min
	fg	fga	fg	fga		fta	of	de	tot							
VCU	3	6	0	1	3	4	1	3	4	4	9	2	3	0	1	25
02 Fameni f	2	2	0	0	1	2	0	2	2	4	5	0	1	0	0	10
15 Anderson f	5	11	1	3	8	9	0	2	2	3	19	6	1	0	0	38
03 Maynor g	2	4	2	4	2	2	0	2	2	2	8	1	2	0	1	30
20 Walker g	5	8	3	4	7	7	0	2	2	3	20	0	0	0	0	24
23 Pellot-Rosa g	0	0	0	0	0	0	0	0	0	0	0	0	0	0	0	2
10 Coward	0	0	0	0	0	0	0	0	0	0	1	0	0	1	0	10
21 Ndongo	0	1	0	1	0	0	2	4	6	2	0	1	0	1	1	18
24 Shuler	2	3	0	0	1	1	2	1	3	4	5	0	1	1	0	13
30 Roland	6	7	1	1	9	12	0	3	3	2	22	3	3	0	5	30
42 Gwynn																
TEAM																
Totals	25	42	7	14	31	37	6	20	26	25	88	12	13	1	9	200

TOTAL FG% 1st Half: 14-23 60.9% 2nd Half: 11-19 57.9% Game: 59.5%
 3-Pt. FG% 1st Half: 3-7 42.9% 2nd Half: 4-7 57.1% Game: 50.0%
 F Throw % 1st Half: 8-10 80.0% 2nd Half: 23-27 85.2% Game: 83.8%

	tot-fg		3-pt		ft	rebounds				pf	tp	a	to	blk	s	min
	fg	fga	fg	fga		fta	of	de	tot							
W&M	1	10	1	6	4	4	0	2	2	4	7	2	1	0	0	27
13 Kisielius f	0	2	0	1	0	0	0	1	1	5	0	0	1	0	1	13
15 Stein f	3	7	2	6	2	5	2	2	4	4	10	3	3	0	0	35
02 Schneider g	4	7	3	4	3	3	1	4	5	4	14	2	2	0	1	33
11 Mann g	7	13	2	2	10	11	3	2	5	2	26	2	5	0	4	35
24 Payton g	0	0	0	0	0	0	0	0	0	0	0	0	0	0	0	1
00 Hess	0	0	0	0	0	0	0	0	0	0	0	0	0	0	0	1
03 Trumbower	4	5	0	0	4	5	3	2	5	3	12	0	2	0	0	23
04 Smith	0	1	0	1	0	0	0	0	0	0	0	0	0	0	0	12
20 Carrabine	1	2	0	1	0	0	0	0	0	0	2	0	0	0	0	3
23 Darnell	0	1	0	0	0	0	0	1	1	1	1	0	1	1	0	9
45 Coffield	1	1	0	0	4	6	1	0	1	1	6	0	0	0	0	8
Team																
Totals	21	49	8	21	27	34	11	16	27	24	77	10	16	0	7	200

TOTAL FG% 1st Half: 12-25 48.0% 2nd Half: 9-24 37.5% Game: 42.9%
 3-Pt. FG% 1st Half: 3-12 25.0% 2nd Half: 5-9 55.6% Game: 38.1%
 F Throw % 1st Half: 2-4 50.0% 2nd Half: 26-30 83.3% Game: 79.4%

Officials: Steve Gordon, Mark Schnur, Ron Tyburski
 Technical fouls: VCU-TEAM. William and Mary-None.
 Attendance: 2412

Score by Periods	1st	2nd	Total
VCU	39	49	88
William and Mary	29	48	77

**GAME 14
W&M 57, GEORGIA STATE 43
JANUARY 8, 2007**

	tot-fg		3-pt		ft	rebounds				pf	tp	a	to	blk	s	min
	fg	fga	fg	fga		fta	of	de	tot							
W&M	4	9	3	4	1	2	1	2	3	3	12	1	2	0	1	26
13 Kisielius f	2	2	1	1	0	0	1	6	7	2	5	4	2	0	0	26
15 Stein f	3	8	0	2	1	1	2	2	4	0	7	1	4	0	1	28
24 Payton g	3	9	1	6	0	2	1	5	6	2	7	4	2	0	2	33
02 Schneider g	3	9	1	6	0	0	1	5	6	0	7	4	1	0	1	29
11 Mann g	0	0	0	0	0	0	0	0	0	0	0	0	0	0	0	0+
00 Hess	0	1	0	1	0	0	0	1	1	0	0	0	0	0	0	9
03 Trumbower	3	3	1	1	0	0	0	1	1	4	7	0	2	0	0	11
04 Smith	0	0	0	0	0	0	0	0	0	0	0	0	1	0	0	0+
12 Barnett	2	4	1	2	0	0	0	1	1	1	5	0	1	0	1	19
20 Carrabine	1	1	0	0	0	0	0	0	0	0	2	0	0	0	0	3
22 Sumner	2	2	0	0	1	2	0	1	1	2	5	0	0	1	0	14
23 Darnell	0	0	0	0	0	0	0	0	0	0	0	0	0	0	0	0+
25 Stratton	0	0	0	0	0	0	0	0	0	1	0	0	0	0	0	2
45 Coffield																
Team																
Totals	23	48	8	23	3	7	8	26	34	15	57	14	15	1	6	200

TOTAL FG% 1st Half: 9-24 37.5% 2nd Half: 14-24 58.3% Game: 47.9%
 3-Pt. FG% 1st Half: 3-15 20.0% 2nd Half: 5-8 62.5% Game: 34.8%
 F Throw % 1st Half: 1-2 50.0% 2nd Half: 2-5 40.0% Game: 42.9%

	tot-fg		3-pt		ft	rebounds				pf	tp	a	to	blk	s	min
	fg	fga	fg	fga		fta	of	de	tot							
Georgia State	3	7	0	1	2	3	2	1	3	2	8	1	0	0	0	30
02 Perique f	3	6	2	4	0	0	0	1	1	1	8	1	1	0	1	20
20 McBride f	2	10	0	3	4	6	1	4	5	2	8	1	2	0	2	27
01 Chase c	4	9	1	2	1	1	2	2	4	1	10	0	2	1	2	34
21 Mendez g	0	0	0	0	0	1	0	0	0	1	0	2	0	0	0	12
22 Larris g	0	2	0	1	0	0	2	5	7	0	0	4	2	0	1	21
04 Mitchell	1	7	1	3	0	0	1	0	1	1	3	0	2	0	1	21
11 Goldston	0	2	0	1	0	0	0	0	0	0	0	3	0	0	0	8
12 Moynihan	2	4	0	0	0	0	2	2	1	4	0	1	0	0	0	18
32 Billingslea	1	1	0	0	0	0	0	0	0	1	2	0	0	0	0	3
44 Lott	0	1	0	0	0	0	0	0	0	3	0	0	2	1	0	6
50 Dickerson																
TEAM																
Totals	16	49	4	15	7	11	8	18	26	13	43	12	12	2	7	200

TOTAL FG% 1st Half: 7-29 24.1% 2nd Half: 9-20 45.0% Game: 32.7%
 3-Pt. FG% 1st Half: 2-9 22.2% 2nd Half: 2-6 33.3% Game: 26.7%
 F Throw % 1st Half: 2-3 66.7% 2nd Half: 5-8 62.5% Game: 63.6%

Officials: Mike Wood, Ray Natili, James Barker
 Technical fouls: William & Mary-None. Georgia State-None.
 Attendance: 717

Score by Periods	1st	2nd	Total
William & Mary	22	35	57
Georgia State	18	25	43



**GAME 17
GEORGE MASON 76, W&M 63
JANUARY 16, 2007**

	tot-fg		3-pt		ft	rebounds				pf	tp	a	to	blk	s	min
	fg	fga	fg	fga		fta	of	de	tot							
32 Monroe f	4	6	0	0	1	1	1	3	4	2	9	2	0	0	2	35
34 Thomas f	8	10	0	0	3	3	2	2	4	0	19	4	0	0	0	40
01 Smith g	2	8	1	4	0	0	1	0	1	1	5	0	0	0	0	30
02 Carter g	4	5	2	3	2	5	0	2	2	4	12	4	0	0	0	31
42 Campbell g	5	14	4	9	3	7	0	5	5	3	17	3	1	0	4	30
05 Norwood	0	0	0	0	0	0	0	0	0	2	0	3	0	0	0	11
13 Urbina	0	1	0	0	0	0	0	0	0	1	0	0	0	0	0	1
23 Vaughan	4	7	4	7	0	0	0	6	6	1	12	0	2	0	1	21
33 Birdsong	1	1	0	0	0	0	0	0	0	2	2	0	1	0	0	1
TEAM																
Totals	28	52	11	23	9	16	4	20	24	16	76	16	4	0	7	200

TOTAL FG% 1st Half: 16-29 55.2% 2nd Half: 12-23 52.2% Game: 53.8%
 3-Pt. FG% 1st Half: 5-15 33.3% 2nd Half: 6-8 75.0% Game: 47.8%
 F Throw % 1st Half: 2-2 100% 2nd Half: 7-14 50.0% Game: 56.3%

	tot-fg		3-pt		ft	rebounds				pf	tp	a	to	blk	s	min
	fg	fga	fg	fga		fta	of	de	tot							
W&M																
13 Kisielius f	7	11	3	5	0	0	2	4	6	5	17	4	1	0	0	35
15 Stein f	4	8	0	1	0	0	1	1	2	1	8	0	2	0	0	28
02 Schneider g	3	7	2	5	3	3	1	6	7	2	11	2	2	0	0	35
11 Mann g	5	7	3	5	0	0	0	4	4	2	13	1	0	0	1	32
24 Payton g	1	6	0	4	2	3	1	2	3	2	4	5	3	0	0	30
03 Trumbower	0	0	0	0	0	0	0	1	1	0	0	1	0	0	0	7
04 Smith	0	0	0	0	0	0	0	0	0	2	0	0	1	0	0	2
20 Carrabine	1	6	1	5	0	1	0	1	1	0	3	0	1	0	0	15
23 Darnell	0	0	0	0	0	0	0	0	0	0	0	0	0	0	0	1
45 Cofield	2	2	0	0	3	3	1	3	4	2	7	1	2	0	0	15
Team																
Totals	23	47	9	25	8	10	6	23	29	16	63	14	12	0	1	200

TOTAL FG% 1st Half: 11-19 57.9% 2nd Half: 12-28 42.9% Game: 48.9%
 3-Pt. FG% 1st Half: 4-11 36.4% 2nd Half: 5-14 35.7% Game: 36.0%
 F Throw % 1st Half: 6-7 85.7% 2nd Half: 2-3 66.7% Game: 80.0%

Officials: Jeff Clark, Bryan Kersey, Bernard Clinton
 Technical fouls: George Mason-None. William and Mary-Team.
 Attendance: 2729

Score by Periods	1st	2nd	Total
George Mason	39	37	76
William and Mary	32	31	63

**GAME 19
OLD DOMINION 59, W&M 44
JANUARY 24, 2007**

	tot-fg		3-pt		ft	rebounds				pf	tp	a	to	blk	s	min
	fg	fga	fg	fga		fta	of	de	tot							
W&M																
13 Kisielius f	1	4	1	3	1	2	0	1	1	3	4	3	4	0	0	17
15 Stein f	1	3	0	0	0	0	1	0	1	4	2	1	1	1	0	14
02 Schneider g	3	7	3	7	0	0	0	2	2	3	9	1	1	0	0	27
11 Mann g	0	5	0	2	0	0	0	3	3	0	0	3	1	0	0	23
24 Payton g	5	9	0	2	5	5	2	4	6	3	15	0	2	0	2	34
00 Hess	1	2	0	0	0	0	0	3	3	5	2	0	3	1	2	15
03 Trumbower	2	3	2	3	0	0	1	0	1	0	6	0	1	0	0	14
04 Smith	0	1	0	0	1	2	0	3	3	0	1	0	1	0	0	11
20 Carrabine	1	7	1	5	1	2	0	0	0	1	4	0	0	0	1	19
23 Darnell	0	3	0	1	1	4	0	4	4	0	1	1	0	1	0	26
TEAM																
Totals	14	44	7	23	9	15	4	24	28	19	44	9	16	3	5	200

TOTAL FG% 1st Half: 8-18 44.4% 2nd Half: 6-26 23.1% Game: 31.8%
 3-Pt. FG% 1st Half: 5-11 45.5% 2nd Half: 2-12 16.7% Game: 30.4%
 F Throw % 1st Half: 6-10 60.0% 2nd Half: 3-5 60.0% Game: 60.0%

	tot-fg		3-pt		ft	rebounds				pf	tp	a	to	blk	s	min
	fg	fga	fg	fga		fta	of	de	tot							
ODU																
31 Dahi f	3	8	0	3	1	1	2	7	9	1	7	2	2	1	1	28
34 Adams f	0	3	0	1	0	0	0	1	1	1	0	0	0	0	0	11
42 Vasylius f	8	14	0	1	5	6	4	2	6	5	21	0	0	0	1	30
04 Johnson g	4	10	1	3	0	0	2	1	3	2	9	3	1	0	2	30
10 Williamson g	4	8	3	4	2	2	1	4	5	2	13	4	1	1	0	34
03 Morris	0	1	0	1	0	0	0	0	0	0	0	1	0	0	0	3
11 Lidonde	0	6	0	3	4	4	2	5	7	0	4	2	0	0	2	20
12 Lee	1	1	0	0	1	2	1	3	4	1	3	0	2	1	0	18
20 Henderson	0	4	0	2	0	0	0	2	2	4	0	2	1	0	0	14
23 Neely	0	1	0	1	0	0	0	1	1	1	1	0	1	0	0	7
30 Harris	1	1	0	0	0	0	0	1	1	0	2	0	0	1	0	5
Team																
Totals	21	57	4	19	13	15	12	28	40	17	59	15	8	4	6	200=

TOTAL FG% 1st Half: 6-31 19.4% 2nd Half: 15-26 57.7% Game: 36.8%
 3-Pt. FG% 1st Half: 0-14 0.0% 2nd Half: 4-5 80.0% Game: 21.1%
 F Throw % 1st Half: 2-3 66.7% 2nd Half: 11-12 91.7% Game: 86.7%

Officials: Ray Natili, Bob Testa, Tim Kelly
 Technical fouls: William & Mary-None. Old Dominion-None.
 Attendance: 6572

Score by Periods	1st	2nd	Total
William & Mary	27	17	44
Old Dominion	14	45	59

**GAME 18
HOFSTRA 77, W&M 69
JANUARY 20, 2007**

	tot-fg		3-pt		ft	rebounds				pf	tp	a	to	blk	s	min
	fg	fga	fg	fga		fta	of	de	tot							
W&M																
13 Kisielius f	7	13	1	2	0	1	1	5	6	4	15	2	1	0	1	32
15 Stein f	3	5	0	1	0	0	1	0	1	5	6	1	2	1	0	20
02 Schneider g	0	7	0	5	6	7	1	3	4	3	6	4	2	0	0	32
11 Mann g	3	10	3	8	0	0	0	0	0	5	9	4	2	0	0	28
24 Payton g	7	12	1	4	8	8	1	2	3	2	23	2	1	0	4	36
00 Hess	0	0	0	0	0	0	0	0	0	0	0	0	0	0	0	4
03 Trumbower	0	1	0	0	0	0	0	1	1	1	0	0	0	0	0	7
04 Smith	3	6	1	2	1	1	3	3	6	1	8	1	3	0	0	17
20 Carrabine	0	3	0	2	0	0	1	2	3	2	0	1	1	0	0	16
22 Sumner	0	0	0	0	0	0	0	0	0	0	0	0	0	0	0	0+
23 Darnell	1	1	0	0	0	0	0	1	1	1	2	0	0	0	0	8
Team																
Totals	24	58	6	24	15	17	10	19	29	24	69	15	12	1	5	200

TOTAL FG% 1st Half: 13-31 41.9% 2nd Half: 11-27 40.7% Game: 41.4%
 3-Pt. FG% 1st Half: 3-16 18.8% 2nd Half: 3-8 37.5% Game: 25.0%
 F Throw % 1st Half: 6-7 85.7% 2nd Half: 9-10 90.0% Game: 88.2%

	tot-fg		3-pt		ft	rebounds				pf	tp	a	to	blk	s	min	
	fg	fga	fg	fga		fta	of	de	tot								
Hofstra																	
03 Sestokas f	3	7	2	6	0	0	1	0	1	3	8	0	1	0	0	30	
45 Davis-Sabb f	1	2	0	0	0	0	0	3	3	2	2	0	2	0	0	16	
01 Stokes g	9	20	0	2	12	17	4	11	15	0	30	2	3	1	4	40	
13 Agudio g	8	16	1	6	5	7	5	3	8	3	22	1	1	0	1	39	
31 Rivera g	2	6	0	3	0	0	2	1	3	3	4	5	3	0	1	37	
15 Urbutis	0	0	0	0	0	0	0	0	0	0	0	0	0	0	0	0+	
20 Johnson	1	1	1	1	0	0	1	0	2	2	3	3	0	1	1	0	14
54 Gadley	3	5	0	0	2	2	4	4	8	3	8	2	1	1	0	24	
TEAM																	
Totals	27	57	4	18	19	27	16	25	41	18	77	10	12	3	6	200	

TOTAL FG% 1st Half: 15-29 51.7% 2nd Half: 12-28 42.9% Game: 47.4%
 3-Pt. FG% 1st Half: 2-11 18.2% 2nd Half: 2-7 28.6% Game: 22.2%
 F Throw % 1st Half: 12-16 75.0% 2nd Half: 7-11 63.6% Game: 70.4%

Officials: Sean Casady, Eric Britto, Tim Comer
 Technical fouls: William & Mary-None. Hofstra-TEAM.
 Attendance: 3721

Score by Periods	1st	2nd	Total
William & Mary	35	34	69
Hofstra	44	33	77

2006-07 William and Mary Basketball
William and Mary Season Schedule/Results & Leaders (as of Jan 24, 2007)
All games

RECORD:	OVERALL	HOME	AWAY	NEUTRAL
ALL GAMES.....	(10-9)	(8-3)	(2-6)	(0-0)
CONFERENCE.....	(3-6)	(1-3)	(2-3)	(0-0)
NON-CONFERENCE.....	(7-3)	(7-0)	(0-3)	(0-0)

DATE	TIME	OPPONENT	SCORE	ATTEND	HIGH POINTS	HIGH REBOUNDS
11/11/06	1:00 PM	at Kansas State	60-70 L	11390	(18)Schneider, David	(9)Schneider, David
11/20/06	7:00 PM	WAGNER	W 77-53	3197	(18)Kisielius, Laimis	(8)Payton, Adam
11/25/06	2:00 PM	at Holy Cross	57-66 L	2103	(15)Payton, Adam	(6)Mann, Nathan (6)Cofield, Corey
11/28/06	7:00 pm	at Navy	63-79 L	1285	(12)Trumbower, Adam (12)Payton, Adam	(6)Trumbower, Adam
12/01/06	8:30 PM	JACKSONVILLE STATE	W 59-56	2684	(20)Kisielius, Laimis	(6)Kisielius, Laimis (6)Stein, Peter
12/02/06	8:30 PM	CORNELL	WOT 73-68	2118	(21)Kisielius, Laimis	(6)Kisielius, Laimis
12/05/06	8:07 PM	* TOWSON	60-73 L	2073	(18)Schneider, David	(4)Trumbower, Adam (4)Stein, Peter (4)Payton, Adam
12/08/06	7:00 PM	NORTH FLORIDA	W 61-44	2135	(13)Mann, Nathan	(9)Mann, Nathan
12/22/06	7:00 PM	UMBC	W 70-58	1421	(19)Kisielius, Laimis	(5)Smith, Alex
12/28/06	7:00 PM	HAMPTON	W 72-67	2107	(18)Kisielius, Laimis	(3)Smith, Alex (3)Schneider, David (3)Mann, Nathan
12/31/06	2:00 PM	RICHMOND	W 61-53	1922	(13)Payton, Adam	(8)Mann, Nathan (8)Stein, Peter (8)Kisielius, Laimis
1/3/07	7:00 PM	* at George Mason	W 67-63	4409	(14)Mann, Nathan	(9)Payton, Adam
1/6/07	12:06 PM	* NORTHEASTERN	W 60-57	1764	(15)Payton, Adam	(8)Schneider, David
1/8/07	6:00 PM	* at Georgia State	W 57-43	717	(12)Kisielius, Laimis	(7)Stein, Peter
1/10/07	7:00 PM	* VCU	77-88 L	2412	(26)Payton, Adam	(5)Payton, Adam (5)Mann, Nathan (5)Smith, Alex
1/13/07	7:00 p.m.	* at Delaware	62-77 L	2906	(19)Payton, Adam	(9)Smith, Alex
1/16/07	7:04 PM	* GEORGE MASON	63-76 L	2729	(17)Kisielius, Laimis	(7)Schneider, David
1/20/07	4:00 PM	* at Hofstra	69-77 L	3721	(23)Payton, Adam	(6)Kisielius, Laimis (6)Smith, Alex
1/24/07	7:00 PM	* at Old Dominion University	44-59 L	6572	(15)Payton, Adam	(6)Payton, Adam

* = Conference game

ATTENDANCE SUMMARY	GAMES	TOTALS	AVG/GAME
HOME.....	11	24562	2233
AWAY.....	8	33103	4138
NEUTRAL.....	0	0	0
TOTAL.....	19	57665	3035

2006-07 William and Mary Basketball
William and Mary Combined Team Statistics (as of Jan 24, 2007)
All games

RECORD:	OVERALL	HOME	AWAY	NEUTRAL
ALL GAMES.....	(10-9)	(8-3)	(2-6)	(0-0)
CONFERENCE.....	(3-6)	(1-3)	(2-3)	(0-0)
NON-CONFERENCE.....	(7-3)	(7-0)	(0-3)	(0-0)

## Player	GP-GS	Min--Avg	---TOTAL---			---3-PTS---		FT-FTA	Pct	---REBOUNDS---				PF	FO	A	TO	Blk	Stl	Pts	Avg
			FG-FGA	Pct	3FG-FGA	Pct	Off			Def	Tot	Avg									
24 Payton, Adam.....	19-17	586 30.8	82-186	.441	14-48	.292	70-82	.854	27	51	78	4.1	33	1	33	45	1	33	248	13.1	
13 Kisielius, Laimis..	19-18	556 29.3	71-146	.486	26-59	.441	53-73	.726	26	46	72	3.8	43	1	46	48	8	14	221	11.6	
02 Schneider, David...	16-15	508 31.8	43-120	.358	32-93	.344	39-56	.696	13	46	59	3.7	45	0	47	33	0	17	157	9.8	
11 Mann, Nathan.....	19-18	525 27.6	50-150	.333	25-96	.260	18-22	.818	8	59	67	3.5	35	2	42	26	2	12	143	7.5	
04 Smith, Alex.....	19-2	280 14.7	44-79	.557	2-6	.333	25-35	.714	26	37	63	3.3	39	1	5	24	4	4	115	6.1	
15 Stein, Peter.....	19-16	382 20.1	37-62	.597	2-7	.286	11-24	.458	21	38	59	3.1	52	2	22	31	5	6	87	4.6	
20 Kyle Carrabine.....	19-2	268 14.1	28-71	.394	18-53	.340	7-14	.500	5	22	27	1.4	10	0	7	9	1	4	81	4.3	
45 Cofield, Corey.....	12-2	122 10.2	16-39	.410	0-0	.000	9-15	.600	8	19	27	2.3	13	0	5	17	1	4	41	3.4	
22 Sumner, Danny.....	12-1	93 7.8	12-39	.308	2-14	.143	2-9	.222	8	3	11	0.9	3	0	3	7	1	3	28	2.3	
03 Trumbower, Adam....	19-2	220 11.6	10-27	.370	3-15	.200	17-19	.895	7	23	30	1.6	22	0	21	15	0	4	40	2.1	
23 Darnell, Chris.....	19-2	195 10.3	12-35	.343	2-9	.222	5-13	.385	8	29	37	1.9	22	0	13	15	5	3	31	1.6	
00 Hess, Steven.....	13-0	84 6.5	6-13	.462	0-0	.000	6-13	.462	3	11	14	1.1	16	1	1	7	3	2	18	1.4	
25 Stratton, Chris....	3-0	3 1.0	1-1	1.000	0-0	.000	0-0	.000	1	0	1	0.3	0	0	0	0	0	0	2	0.7	
12 Barnett, Marcus....	3-0	3 1.0	0-0	.000	0-0	.000	0-1	.000	0	1	1	0.3	1	0	0	1	1	0	0	0.0	
Team.....									31	43	74	3.9	0		2						

Total.....	19	3825	412-968	.426	126-400	.315	262-376	.697	192	428	620	32.6	334	8	245	280	32	106	1212	63.8
Opponents.....	19	3825	429-1001	.429	119-399	.298	250-357	.700	192	420	612	32.2	347	8	241	248	46	130	1227	64.6

TEAM STATISTICS	W&M	OPP	DATE	OPPONENT	W/L	SCORE	ATTEND
SCORING.....	1212	1227	11/11/06	at Kansas State	L	60-70	11390
Points per game.....	63.8	64.6	11/20/06	WAGNER	W	77-53	3197
Scoring margin.....	-0.8	-	11/25/06	at HoLy Cross	L	57-66	2103
FIELD GOALS-ATT.....	412-968	429-1001	11/28/06	at Navy	L	63-79	1285
Field goal pct.....	.426	.429	12/01/06	JACKSONVILLE STATE	W	59-56	2684
3 POINT FG-ATT.....	126-400	119-399	12/02/06	CORNELL	W OT	73-68	2118
3-point FG pct.....	.315	.298	*12/05/06	TOWSON	L	60-73	2073
3-pt FG made per game..	6.6	6.3	12/08/06	NORTH FLORIDA	W	61-44	2135
FREE THROWS-ATT.....	262-376	250-357	12/22/06	UMBC	W	70-58	1421
Free throw pct.....	.697	.700	12/28/06	HAMPTON	W	72-67	2107
REBOUNDS.....	620	612	12/31/06	RICHMOND	W	61-53	1922
Rebounds per game.....	32.6	32.2	*1/3/07	at George Mason	W	67-63	4409
Rebounding margin.....	+0.4	-	*1/6/07	NORTHEASTERN	W	60-57	1764
ASSISTS.....	245	241	*1/8/07	at Georgia State	W	57-43	717
Assists per game.....	12.9	12.7	*1/10/07	VCU	L	77-88	2412
TURNOVERS.....	280	248	*1/13/07	at Delaware	L	62-77	2906
Turnovers per game.....	14.7	13.1	*1/16/07	GEORGE MASON	L	63-76	2729
Turnover margin.....	-1.7	-	*1/20/07	at Hofstra	L	69-77	3721
Assist/turnover ratio..	0.9	1.0	*1/24/07	at Old Dominion University	L	44-59	6572
STEALS.....	106	130	* = Conference game				
Steals per game.....	5.6	6.8					
BLOCKS.....	32	46					
Blocks per game.....	1.7	2.4					
WINNING STREAK.....	0	-					
Home win streak.....	0	-					
ATTENDANCE.....	24562	33103					
Home games-Avg/Game....	11-2233	8-4138					
Neutral site-Avg/Game..	-	0-0					

SCORE BY PERIODS:	1st	2nd	OT	Total
William and Mary.....	536	665	11	1212
Opponents.....	553	668	6	1227

**2006-07 WILLIAM and MARY Basketball
WILLIAM and MARY Team Game-by-Game Comparison (as of Jan 24, 2007)
All Games**

Opponent	1st	2nd	Score	Mar	Total FG	FG Pct	3-Pointers	3FG Pct	Free Throws	FT Pct	Rebounds	Assist	Tower	Block	Steal	Fouls	
Kansas State.....	27/34	33/36	60-70	(10)	21-53/24-80	.396/.300	8-21/ 6-29	.381/.207	10-18/16-27	.556/.593	37/59 (22)	16/16	19/9	1/8	6/8	24/18	
MAGNER.....	31/20	46/33	77-53	+24	32-64/17-52	.500/.327	7-19/ 8-31	.368/.258	6-12/11-23	.500/.478	42/38	+4	16/10	13/19	4/1	8/3	25/17
Holy Cross.....	26/34	31/32	57-66	(9)	22-56/22-60	.393/.367	5-17/ 5-25	.294/.200	8-14/11-23	.571/.739	32/43 (11)	11/14	15/13	2/5	4/12	20/18	
Navy.....	28/38	35/41	63-79	(16)	22-55/27-44	.400/.614	4-21/ 9-14	.190/.643	15-20/16-23	.750/.696	30/28	+2	11/20	18/17	2/1	6/11	13/19
JACKSONVILLE STATE.....	27/20	32/36	59-56	+3	20-49/25-62	.408/.403	2-11/ 3-19	.182/.158	17-33/ 3-8	.515/.375	47/30	+17	11/12	28/19	2/4	9/14	11/25
CORNELL.....	25/30	37/32	73-68	+5	24-56/26-53	.429/.491	9-24/ 7-19	.375/.368	16-24/ 9-11	.667/.818	33/29	+4	16/17	13/16	3/4	7/5	15/24
TOWSON.....	25/42	35/31	60-73	(13)	19-54/26-49	.352/.531	8-29/ 5-20	.276/.250	14-18/16-20	.778/.800	26/37 (11)	16/17	8/13	0/1	4/7	19/14	
NORTH FLORIDA.....	21/18	40/26	61-44	+17	20-47/18-54	.426/.333	5-20/ 5-17	.250/.294	16-25/ 3-8	.640/.375	35/33	+2	14/7	11/15	4/4	12/0	12/16
UMBC.....	42/25	28/33	70-58	+12	21-42/21-45	.500/.467	7-15/ 3-14	.467/.214	21-22/13-15	.955/.867	23/24 (1)	11/6	9/12	2/0	3/5	13/15	
HAMPTON.....	30/27	42/40	72-67	+5	21-41/21-47	.512/.447	9-20/ 6-20	.450/.300	21-29/19-31	.724/.613	25/29 (4)	13/4	24/21	2/0	3/11	21/24	
RICHMOND.....	27/13	34/40	61-53	+8	20-42/21-57	.476/.368	7-20/ 6-30	.350/.200	14-25/ 5-9	.560/.556	40/26	+14	12/9	16/9	2/1	4/6	14/22
George Mason.....	31/33	36/30	67-63	+4	24-56/22-48	.429/.458	7-23/ 6-23	.304/.261	12-14/13-16	.857/.813	36/24	+12	16/18	12/12	0/2	4/5	16/15
NORTHEASTERN.....	26/27	34/30	60-57	+3	19-49/19-51	.388/.373	8-22/ 8-24	.364/.333	14-19/11-12	.737/.917	35/28	+7	11/11	11/11	3/2	7/4	11/14
Georgia State.....	22/18	35/25	57-43	+14	23-48/16-49	.479/.327	8-23/ 4-15	.348/.267	3-7 / 7-11	.429/.636	34/26	+8	14/12	15/12	1/2	6/7	15/13
VCU.....	29/39	48/49	77-88	(11)	21-49/25-42	.429/.595	8-21/ 7-14	.381/.500	27-34/31-37	.794/.838	27/26	+1	10/12	16/13	0/1	7/9	24/25
Delaware.....	25/38	37/39	62-77	(15)	22-58/23-42	.379/.548	2-22/12-25	.091/.480	16-20/19-25	.800/.760	32/27	+5	9/15	12/13	0/3	5/4	22/17
GEORGE MASON.....	32/39	31/37	63-76	(13)	23-47/28-52	.489/.538	9-25/11-23	.360/.478	8-10/ 9-16	.800/.563	29/24	+5	14/16	12/4	0/0	1/7	16/16
Hofstra.....	35/44	34/33	69-77	(8)	24-58/27-57	.414/.474	6-24/ 4-18	.250/.222	15-17/19-27	.882/.704	29/41 (12)	15/10	12/12	1/3	5/6	24/18	
Old Dominion University.....	27/14	17/45	44-59	(15)	14-44/21-57	.318/.368	7-23/ 4-19	.304/.211	9-15/13-15	.600/.867	28/40 (12)	9/15	16/8	3/4	5/6	19/17	

Note: Game totals are displayed in the format TEAM/OPPONENT for each category

2006-07 William and Mary Basketball
William and Mary Season Schedule/Results & Leaders (as of Jan 24, 2007)
Conference games

RECORD:	OVERALL	HOME	AWAY	NEUTRAL
ALL GAMES.....	(3-6)	(1-3)	(2-3)	(0-0)
CONFERENCE.....	(3-6)	(1-3)	(2-3)	(0-0)
NON-CONFERENCE.....	(0-0)	(0-0)	(0-0)	(0-0)

DATE	TIME	OPPONENT		SCORE	ATTEND	HIGH POINTS	HIGH REBOUNDS
12/05/06	8:07 PM	* TOWSON		60-73 L	2073	(18)Schneider, David	(4)Trumbower, Adam (4)Stein, Peter (4)Payton, Adam
1/3/07	7:00 PM	* at George Mason	W	67-63	4409	(14)Mann, Nathan	(9)Payton, Adam
1/6/07	12:06 PM	* NORTHEASTERN	W	60-57	1764	(15)Payton, Adam	(8)Schneider, David
1/8/07	6:00 PM	* at Georgia State	W	57-43	717	(12)Kisielius, Laimis	(7)Stein, Peter
1/10/07	7:00 PM	* VCU	L	77-88 L	2412	(26)Payton, Adam	(5)Payton, Adam (5)Mann, Nathan (5)Smith, Alex
1/13/07	7:00 p.m.	* at Delaware	L	62-77 L	2906	(19)Payton, Adam	(9)Smith, Alex
1/16/07	7:04 PM	* GEORGE MASON	L	63-76 L	2729	(17)Kisielius, Laimis	(7)Schneider, David
1/20/07	4:00 PM	* at Hofstra	L	69-77 L	3721	(23)Payton, Adam	(6)Kisielius, Laimis (6)Smith, Alex
1/24/07	7:00 PM	* at Old Dominion University	L	44-59 L	6572	(15)Payton, Adam	(6)Payton, Adam

* = Conference game

ATTENDANCE SUMMARY	GAMES	TOTALS	AVG/GAME
HOME.....	4	8978	2245
AWAY.....	5	18325	3665
NEUTRAL.....	0	0	0
TOTAL.....	9	27303	3034

2006-07 William and Mary Basketball
William and Mary Combined Team Statistics (as of Jan 24, 2007)
Conference games

RECORD:	OVERALL	HOME	AWAY	NEUTRAL
ALL GAMES.....	(3-6)	(1-3)	(2-3)	(0-0)
CONFERENCE.....	(3-6)	(1-3)	(2-3)	(0-0)
NON-CONFERENCE.....	(0-0)	(0-0)	(0-0)	(0-0)

## Player	GP-GS	Min--Avg	---TOTAL---			---3-PTS---			---REBOUNDS---				PF	FO	A	TO	Blk	Stl	Pts	Avg
			FG-FGA	Pct	3FG-FGA	Pct	FT-FTA	Pct	Off	Def	Tot	Avg								
24 Payton, Adam.....	9-8	288 32.0	46-101	.455	6-26	.231	39-45	.867	14	25	39	4.3	19	1	16	20	0	18	137	15.2
02 Schneider, David...	9-8	290 32.2	26-71	.366	19-56	.339	20-28	.714	11	26	37	4.1	26	0	23	16	0	5	91	10.1
13 Kisielius, Laimis..	9-9	246 27.3	25-73	.342	10-30	.333	15-21	.714	11	24	35	3.9	26	1	26	19	1	4	75	8.3
11 Mann, Nathan.....	9-9	255 28.3	23-71	.324	14-49	.286	7-8	.875	3	23	26	2.9	15	1	20	12	1	8	67	7.4
04 Smith, Alex.....	9-1	127 14.1	20-32	.625	2-4	.500	17-19	.895	14	17	31	3.4	17	0	3	12	0	0	59	6.6
15 Stein, Peter.....	9-8	192 21.3	21-38	.553	2-5	.400	1-3	.333	6	18	24	2.7	27	2	11	13	2	3	45	5.0
20 Carrabine, Kyle....	9-1	153 17.0	13-39	.333	8-28	.286	4-9	.444	2	13	15	1.7	7	0	5	5	1	3	38	4.2
45 Cofield, Corey.....	5-0	32 6.4	3-3	1.000	0-0	.000	7-9	.778	3	4	7	1.4	4	0	1	2	0	0	13	2.6
23 Darnell, Chris.....	9-0	91 10.1	6-17	.353	0-6	.000	4-8	.500	4	14	18	2.0	11	0	3	4	2	1	16	1.8
22 Sumner, Danny.....	5-0	17 3.4	3-7	.429	0-2	.000	2-2	1.000	0	1	1	0.2	2	0	1	2	0	0	8	1.6
03 Trumbower, Adam....	9-1	83 9.2	2-9	.222	2-6	.333	2-2	1.000	2	7	9	1.0	6	0	5	3	0	0	8	0.9
00 Hess, Steven.....	5-0	26 5.2	1-2	.500	0-0	.000	0-0	.000	0	4	4	0.8	6	1	0	3	1	2	2	0.4
12 Barnett, Marcus....	1-0	0 0.0	0-0	.000	0-0	.000	0-0	.000	0	0	0	0.0	0	0	0	0	0	0	0	0.0
25 Stratton, Chris....	1-0	0 0.0	0-0	.000	0-0	.000	0-0	.000	0	0	0	0.0	0	0	0	0	0	0	0	0.0
Team.....									11	19	30	3.3	0		2					

Total.....	9	1800	189-463	.408	63-212	.297	118-154	.766	81	195	276	30.7	166	6	114	114	8	44	559	62.1
Opponents.....	9	1800	207-447	.463	61-181	.337	138-179	.771	66	207	273	30.3	149	1	126	98	18	55	613	68.1

TEAM STATISTICS	W&M	OPP	DATE	OPPONENT	W/L	SCORE	ATTEND
SCORING.....	559	613	*12/05/06	TOWSON	L	60-73	2073
Points per game.....	62.1	68.1	*1/3/07	at George Mason	W	67-63	4409
Scoring margin.....	-6.0	-	*1/6/07	NORTHEASTERN	W	60-57	1764
FIELD GOALS-ATT.....	189-463	207-447	*1/8/07	at Georgia State	W	57-43	717
Field goal pct.....	.408	.463	*1/10/07	VCU	L	77-88	2412
3 POINT FG-ATT.....	63-212	61-181	*1/13/07	at Delaware	L	62-77	2906
3-point FG pct.....	.297	.337	*1/16/07	GEORGE MASON	L	63-76	2729
3-pt FG made per game..	7.0	6.8	*1/20/07	at Hofstra	L	69-77	3721
FREE THROWS-ATT.....	118-154	138-179	*1/24/07	at Old Dominion University	L	44-59	6572
Free throw pct.....	.766	.771	* = Conference game				
REBOUNDS.....	276	273					
Rebounds per game.....	30.7	30.3					
Rebounding margin.....	+0.3	-					
ASSISTS.....	114	126					
Assists per game.....	12.7	14.0					
TURNOVERS.....	114	98					
Turnovers per game.....	12.7	10.9					
Turnover margin.....	-1.8	-					
Assist/turnover ratio..	1.0	1.3					
STEALS.....	44	55					
Steals per game.....	4.9	6.1					
BLOCKS.....	8	18					
Blocks per game.....	0.9	2.0					
WINNING STREAK.....	0	-					
Home win streak.....	0	-					
ATTENDANCE.....	8978	18325					
Home games-Avg/Game....	4-2244	5-3665					
Neutral site-Avg/Game..	-	0-0					

SCORE BY PERIODS:	1st	2nd	Total
William and Mary.....	252	307	- 559
Opponents.....	294	319	- 613

2006-07 WILLIAM and MARY Basketball
 WILLIAM and MARY Team Game-by-Game Comparison (as of Jan 24, 2007)
 Conference games

Opponent	1st	2nd	Score	Mar	Total FG	FG Pct	3-Pointers	3FG Pct	Free Throws	FT Pct	Rebounds	Assist	TOver	Block	Steal	Fouls	
TOWSON.....	25/42	35/31	60-73	(13)	19-54/26-49	.352/.531	8-29/5-20	.276/.250	14-18/16-20	.778/.800	26/37	(11)	16/17	8/13	0/1	4/7	19/14
George Mason.....	31/33	36/30	67-63	+4	24-56/22-48	.429/.458	7-23/6-23	.304/.261	12-14/13-16	.857/.813	36/24	+12	16/18	12/12	0/2	4/5	16/15
NORTHEASTERN.....	26/27	34/30	60-57	+3	19-49/19-51	.388/.373	8-22/8-24	.364/.333	14-19/11-12	.737/.917	35/28	+7	11/11	11/11	3/2	7/4	11/14
Georgia State.....	22/18	35/25	57-43	+14	23-48/16-49	.479/.327	8-23/4-15	.348/.267	3-7/7-11	.429/.636	34/26	+8	14/12	15/12	1/2	6/7	15/13
VCU.....	29/39	48/49	77-88	(11)	21-49/25-42	.429/.595	8-21/7-14	.381/.500	27-34/31-37	.794/.838	27/26	+1	10/12	16/13	0/1	7/9	24/25
Delaware.....	25/38	37/39	62-77	(15)	22-58/23-42	.379/.548	2-22/12-25	.091/.480	16-20/19-25	.800/.760	32/27	+5	9/15	12/13	0/3	5/4	22/17
GEORGE MASON.....	32/39	31/37	63-76	(13)	23-47/28-52	.489/.538	9-25/11-23	.360/.478	8-10/9-16	.800/.563	29/24	+5	14/16	12/4	0/0	1/7	16/16
Hofstra.....	35/44	34/33	69-77	(8)	24-58/27-57	.414/.474	6-24/4-18	.250/.222	15-17/19-27	.882/.704	29/41	(12)	15/10	12/12	1/3	5/6	24/18
Old Dominion University.....	27/14	17/45	44-59	(15)	14-44/21-57	.318/.368	7-23/4-19	.304/.211	9-15/13-15	.600/.867	28/40	(12)	9/15	16/8	3/4	5/6	19/17

Note: Game totals are displayed in the format TEAM/OPPONENT for each category

2006-07 William and Mary Basketball
William and Mary Team Game-by-Game (as of Jan 24, 2007)
All games

TEAM STATISTICS

Opponent	Date	Score	W/L	---TOTAL---			--3-PTRS--			----REBOUNDS----				PF	A	TO	Blk	Stl	Pts---Avg		
				FG-FGA	Pct	3FG-FGA	Pct	FT-FTA	Pct	Off	Def	Tot	Avg						Pts	Avg	
at Kansas State	11/11/06	60-70	L	21-53	.396	8-21	.381	10-18	.556	10	27	37	37.0	24	16	19	1	6	60	60.0	
WAGNER	11/20/06	77-53	W	32-64	.500	7-19	.368	6-12	.500	10	32	42	39.5	25	16	13	4	8	77	68.5	
at Holy Cross	11/25/06	57-66	L	22-56	.393	5-17	.294	8-14	.571	10	22	32	37.0	20	11	15	2	4	57	64.7	
at Navy	11/28/06	63-79	L	22-55	.400	4-21	.190	15-20	.750	12	18	30	35.2	13	11	18	2	6	63	64.2	
JACKSONVILLE STATE	12/01/06	59-56	W	20-49	.408	2-11	.182	17-33	.515	17	30	47	37.6	11	11	28	2	9	59	63.2	
CORNELL	12/02/06	73-68	Wot	24-56	.429	9-24	.375	16-24	.667	14	19	33	36.8	15	16	13	3	7	73	64.8	
TOWSON	12/05/06	60-73	L	19-54	.352	8-29	.276	14-18	.778	5	21	26	35.3	19	16	8	0	4	60	64.1	
NORTH FLORIDA	12/08/06	61-44	W	20-47	.426	5-20	.250	16-25	.640	9	26	35	35.2	12	14	11	4	12	61	63.8	
UMBC	12/22/06	70-58	W	21-42	.500	7-15	.467	21-22	.955	5	18	23	33.9	13	11	9	2	3	70	64.4	
HAMPTON	12/28/06	72-67	W	21-41	.512	9-20	.450	21-29	.724	11	14	25	33.0	21	13	24	2	3	72	65.2	
RICHMOND	12/31/06	61-53	W	20-42	.476	7-20	.350	14-25	.560	13	27	40	33.6	14	12	16	2	4	61	64.8	
at George Mason	1/3/07	67-63	W	24-56	.429	7-23	.304	12-14	.857	13	23	36	33.8	16	16	12	0	4	67	65.0	
NORTHEASTERN	1/6/07	60-57	W	19-49	.388	8-22	.364	14-19	.737	9	26	35	33.9	11	11	11	3	7	60	64.6	
at Georgia State	1/8/07	57-43	W	23-48	.479	8-23	.348	3-7	.429	8	26	34	33.9	15	14	15	1	6	57	64.1	
VCU	1/10/07	77-88	L	21-49	.429	8-21	.381	27-34	.794	11	16	27	33.5	24	10	16	0	7	77	64.9	
at Delaware	1/13/07	62-77	L	22-58	.379	2-22	.091	16-20	.800	15	17	32	33.4	22	9	12	0	5	62	64.8	
GEORGE MASON	1/16/07	63-76	L	23-47	.489	9-25	.360	8-10	.800	6	23	29	33.1	16	14	12	0	1	63	64.6	
at Hofstra	1/20/07	69-77	L	24-58	.414	6-24	.250	15-17	.882	10	19	29	32.9	24	15	12	1	5	69	64.9	
at Old Dominion Unive	1/24/07	44-59	L	14-44	.318	7-23	.304	9-15	.600	4	24	28	32.6	19	9	16	3	5	44	63.8	
William and Mary				1212	412-968	.426	126-400	.315	262-376	.697	192	428	620	32.6	334	245	280	32	106	1212	63.8
Opponents				1227	429-1001	.429	119-399	.298	250-357	.700	192	420	612	32.2	347	241	248	46	130	1227	64.6

Games played: 19
Points/game: 63.8
FG Pct: 42.6
3FG Pct: 31.5
FT Pct: 69.7

Rebounds/game: 32.6
Assists/game: 12.9
Turnovers/game: 14.7
Assist/turnover ratio: 0.9
Steals/game: 5.6
Blocks/game: 1.7

2006-07 William and Mary Basketball
William and Mary Game-by-Game Points-Rebounds-Assists (as of Jan 24, 2007)
All games

Opponent	Date	Score	WL	00	02	03	04	11	12	13	15	20
				HESS,STEV	SCHNEIDER	TRUMBOWER	SMITH,ALE	MANN,NATH	BARNETT,M	KISIELIUS	STEIN,PET	CARRABINE
at Kansas State	11/11/06	60-70	L	3- 3- 0	18- 9- 7	0- 1- 0	2- 3- 0	5- 1- 1	DNP	16- 2- 2	4- 6- 2	0- 0- 0
WAGNER	11/20/06	77-53	W	2- 3- 0	8- 2- 6	2- 1- 1	2- 5- 0	0- 3- 1	0- 1- 0	18- 2- 1	2- 0- 1	4- 1- 0
at Holy Cross	11/25/06	57-66	L	DNP	4- 1- 1	0- 1- 1	3- 2- 0	12- 6- 4	DNP	10- 3- 1	3- 0- 0	0- 0- 0
at Navy	11/28/06	63-79	L	2- 0- 0	DNP	12- 6- 4	9- 4- 1	3- 2- 3	DNP	8- 4- 0	4- 2- 0	9- 0- 0
JACKSONVILLE STATE	12/01/06	59-56	W	0- 1- 0	DNP	2- 5- 1	2- 3- 0	8- 5- 2	DNP	20- 6- 1	2- 6- 4	2- 2- 1
CORNELL	12/02/06	73-68	WO	0- 0- 0	DNP	7- 2- 5	6- 2- 0	15- 4- 1	DNP	21- 6- 4	2- 4- 2	5- 1- 0
TOWSON	12/05/06	60-73	L	0- 1- 0	18- 2- 2	2- 4- 3	0- 2- 0	6- 0- 2	DNP	0- 0- 4	6- 4- 4	10- 2- 0
NORTH FLORIDA	12/08/06	61-44	W	3- 1- 0	10- 3- 5	2- 3- 2	3- 1- 0	13- 9- 3	0- 0- 0	5- 2- 3	10- 4- 0	5- 1- 0
UMBC	12/22/06	70-58	W	4- 0- 1	11- 1- 2	6- 0- 0	9- 5- 0	5- 0- 2	DNP	19- 3- 2	4- 2- 0	5- 4- 0
HAMPTON	12/28/06	72-67	W	2- 2- 0	6- 3- 3	1- 2- 1	8- 3- 1	12- 3- 1	DNP	18- 1- 3	7- 3- 1	6- 1- 1
RICHMOND	12/31/06	61-53	W	DNP	9- 3- 0	0- 0- 1	12- 4- 0	3- 8- 4	DNP	11- 8- 3	4- 8- 1	7- 2- 0
at George Mason	1/3/07	67-63	W	DNP	10- 2- 4	0- 0- 0	11- 4- 1	14- 0- 1	DNP	9- 8- 5	4- 3- 1	5- 4- 1
NORTHEASTERN	1/6/07	60-57	W	DNP	13- 8- 2	0- 1- 1	4- 1- 1	2- 5- 1	DNP	9- 2- 2	9- 3- 0	6- 3- 2
at Georgia State	1/8/07	57-43	W	0- 0- 0	7- 6- 4	0- 1- 0	7- 1- 0	7- 6- 4	0- 0- 0	12- 3- 1	5- 7- 4	5- 1- 0
VCU	1/10/07	77-88	L	0- 0- 0	10- 4- 3	0- 0- 0	12- 5- 0	14- 5- 2	DNP	7- 2- 2	0- 1- 0	0- 0- 0
at Delaware	1/13/07	62-77	L	DNP	7- 2- 1	0- 0- 0	16- 9- 0	2- 3- 2	DNP	2- 7- 3	5- 2- 0	5- 1- 1
GEORGE MASON	1/16/07	63-76	L	DNP	11- 7- 2	0- 1- 1	0- 0- 0	13- 4- 1	DNP	17- 6- 4	8- 2- 0	3- 1- 0
at Hofstra	1/20/07	69-77	L	0- 0- 0	6- 4- 4	0- 1- 0	8- 6- 1	9- 0- 4	DNP	15- 6- 2	6- 1- 1	0- 3- 1
at Old Dominion Univers	1/24/07	44-59	L	2- 3- 0	9- 2- 1	6- 1- 0	1- 3- 0	0- 3- 3	DNP	4- 1- 3	2- 1- 1	4- 0- 0

Opponent	Date	Score	WL	22	23	24	25	45
				SUMNER,DA	DARNELL,C	PAYTON,AD	STRATTON,	COFIELD,C
at Kansas State	11/11/06	60-70	L	0- 0- 0	3- 3- 1	5- 3- 2	DNP	4- 0- 1
WAGNER	11/20/06	77-53	W	12- 3- 1	7- 5- 3	9- 8- 2	2- 1- 0	9- 5- 0
at Holy Cross	11/25/06	57-66	L	2- 4- 0	0- 0- 0	15- 5- 3	DNP	8- 6- 1
at Navy	11/28/06	63-79	L	4- 1- 1	0- 2- 1	12- 3- 1	DNP	0- 3- 0
JACKSONVILLE STATE	12/01/06	59-56	W	0- 2- 0	0- 5- 1	18- 5- 0	DNP	5- 2- 1
CORNELL	12/02/06	73-68	WO	2- 0- 0	3- 1- 3	10- 2- 1	DNP	2- 4- 0
TOWSON	12/05/06	60-73	L	0- 1- 1	2- 3- 0	16- 4- 0	DNP	0- 1- 0
NORTH FLORIDA	12/08/06	61-44	W	0- 0- 0	0- 0- 0	10- 3- 0	0- 0- 0	0- 0- 1
UMBC	12/22/06	70-58	W	DNP	0- 0- 0	7- 4- 4	DNP	DNP
HAMPTON	12/28/06	72-67	W	DNP	0- 0- 0	12- 2- 2	DNP	DNP
RICHMOND	12/31/06	61-53	W	DNP	2- 3- 1	13- 4- 2	DNP	DNP
at George Mason	1/3/07	67-63	W	DNP	2- 4- 1	12- 9- 2	DNP	DNP
NORTHEASTERN	1/6/07	60-57	W	DNP	2- 3- 0	15- 2- 2	DNP	0- 1- 0
at Georgia State	1/8/07	57-43	W	2- 0- 0	5- 1- 0	7- 4- 1	0- 0- 0	0- 0- 0
VCU	1/10/07	77-88	L	2- 0- 0	0- 1- 1	26- 5- 2	DNP	6- 1- 0
at Delaware	1/13/07	62-77	L	4- 0- 0	2- 1- 0	19- 3- 2	DNP	DNP
GEORGE MASON	1/16/07	63-76	L	DNP	0- 0- 0	4- 3- 5	DNP	7- 4- 1
at Hofstra	1/20/07	69-77	L	0- 0- 0	2- 1- 0	23- 3- 2	DNP	DNP
at Old Dominion Univers	1/24/07	44-59	L	DNP	1- 4- 1	15- 6- 0	DNP	DNP

2006-07 William and Mary Basketball
 William and Mary Season Box - Average per 40 Minutes (as of Jan 24, 2007)
 All games

# Player	Win	FGM	FGA	Pct	3FGM	3FGA	Pct	FTM	FTA	Pct	OReb	DReb	TReb	PF	A	T0	A/T0	Blk	Stl	Pts
12 Barrett, Marcus.....	40	0.0	0.0	.000	0.0	0.0	.000	0.0	13.3	.000	0.0	13.3	13.3	13.3	0.0	13.3	0.00	13.3	0.0	0.0
20 Kyle Carrabine.....	40	4.2	10.6	.394	2.7	7.9	.340	1.0	2.1	.500	0.7	3.3	4.0	1.5	1.0	1.3	0.78	0.1	0.6	12.1
45 Coffield, Corey.....	40	5.2	12.8	.410	0.0	0.0	.000	3.0	4.9	.600	2.6	6.2	8.9	4.3	1.6	5.6	0.29	0.3	1.3	13.4
23 Darrell, Chris.....	40	2.5	7.2	.343	0.4	1.8	.222	1.0	2.7	.385	1.6	5.9	7.6	4.5	2.7	3.1	0.87	1.0	0.6	6.4
00 Hess, Steven.....	40	2.9	6.2	.462	0.0	0.0	.000	2.9	6.2	.462	1.4	5.2	6.7	7.6	0.5	3.3	0.14	1.4	1.0	8.6
13 Kistelius, Laimis...	40	5.1	10.5	.486	1.9	4.2	.441	3.8	5.3	.726	1.9	3.3	5.2	3.1	3.3	3.5	0.96	0.6	1.0	15.9
11 Mann, Nathan.....	40	3.8	11.4	.333	1.9	7.3	.260	1.4	1.7	.818	0.6	4.5	5.1	2.7	3.2	2.0	1.62	0.2	0.9	10.9
24 Payton, Adam.....	40	5.6	12.7	.441	1.0	3.3	.292	4.8	5.6	.854	1.8	3.5	5.3	2.3	2.3	3.1	0.73	0.1	2.3	16.9
02 Schneider, David....	40	3.4	9.4	.358	2.5	7.3	.344	3.1	4.4	.696	1.0	3.6	4.6	3.5	3.7	2.6	1.42	0.0	1.3	12.4
04 Smith, Alex.....	40	6.3	11.3	.557	0.3	0.9	.333	3.6	5.0	.714	3.7	5.3	9.0	5.6	0.7	3.4	0.21	0.6	0.6	16.4
15 Stein, Peter.....	40	3.9	6.5	.597	0.2	0.7	.286	1.2	2.5	.458	2.2	4.0	6.2	5.4	2.3	3.2	0.71	0.5	0.6	9.1
25 Stratton, Chris.....	40	13.3	13.3	1.000	0.0	0.0	.000	0.0	0.0	.000	13.3	0.0	13.3	0.0	0.0	0.0	0.00	0.0	0.0	26.7
22 Summer, Danny.....	40	5.2	16.8	.308	0.9	6.0	.143	0.9	3.9	.222	3.4	1.3	4.7	1.3	1.3	3.0	0.43	0.4	1.3	12.0
03 Trumbower, Adam.....	40	1.8	4.9	.370	0.5	2.7	.200	3.1	3.5	.895	1.3	4.2	5.5	4.0	3.8	2.7	1.40	0.0	0.7	7.3
Total.....	40	21.5	50.6	.426	6.6	20.9	.315	13.7	19.7	.697	10.0	22.4	32.4	17.5	12.8	14.6	0.88	1.7	5.5	63.4
Opponents.....	40	22.4	52.3	.429	6.2	20.9	.298	13.1	18.7	.700	10.0	22.0	32.0	18.1	12.6	13.0	0.97	2.4	6.8	64.2

Note: All statistics are pro-rated based on an average per 40-minute game.

2006-07 William and Mary Basketball
William and Mary Combined Team Statistics (as of Jan 24, 2007)
Home games

RECORD:	OVERALL	HOME	AWAY	NEUTRAL
ALL GAMES.....	(8-3)	(8-3)	(0-0)	(0-0)
CONFERENCE.....	(1-3)	(1-3)	(0-0)	(0-0)
NON-CONFERENCE.....	(7-0)	(7-0)	(0-0)	(0-0)

## Player	GP-GS	Min--Avg		---TOTAL---			---3-PTS---		----REBOUNDS----				PF FO		A TO Blk Stl				Pts	Avg	
		FG-FGA	Pct	3FG-FGA	Pct	FT-FTA	Pct	Off	Def	Tot	Avg	A	TO	Blk	Stl						
13 Kisielius, Laimis..	11-10	338	30.7	46-89	.517	16-41	.390	37-51	.725	16	22	38	3.5	23	1	29	23	7	9	145	13.2
24 Payton, Adam.....	11-9	331	30.1	42-91	.462	11-26	.423	45-54	.833	11	31	42	3.8	17	1	20	29	0	19	140	12.7
02 Schneider, David...	9-8	280	31.1	26-60	.433	22-51	.431	22-32	.688	7	26	33	3.7	22	0	25	17	0	7	96	10.7
11 Mann, Nathan.....	11-10	315	28.6	30-86	.349	13-49	.265	18-20	.900	6	40	46	4.2	17	0	20	17	2	9	91	8.3
04 Smith, Alex.....	11-2	160	14.5	23-43	.535	0-1	.000	12-18	.667	12	19	31	2.8	21	0	2	13	3	2	58	5.3
15 Stein, Peter.....	11-9	232	21.1	22-38	.579	1-5	.200	9-20	.450	13	24	37	3.4	29	1	13	18	3	5	54	4.9
20 Carrabine, Kyle....	11-2	153	13.9	18-41	.439	12-32	.375	5-10	.500	3	15	18	1.6	6	0	4	4	1	1	53	4.8
45 Cofield, Corey.....	8-1	70	8.8	10-26	.385	0-0	.000	9-13	.692	5	13	18	2.3	11	0	3	12	1	4	29	3.6
22 Sumner, Danny.....	6-1	43	7.2	7-23	.304	2-10	.200	0-6	.000	5	1	6	1.0	0	0	2	1	1	2	16	2.7
03 Trumbower, Adam....	11-2	143	13.0	6-17	.353	1-8	.125	9-10	.900	4	15	19	1.7	15	0	16	12	0	4	22	2.0
23 Darnell, Chris.....	11-1	106	9.6	6-18	.333	1-3	.333	3-7	.429	7	14	21	1.9	12	0	9	12	2	3	16	1.5
00 Hess, Steven.....	8-0	48	6.0	3-7	.429	0-0	.000	5-9	.556	2	6	8	1.0	7	0	1	3	1	0	11	1.4
25 Stratton, Chris....	2-0	3	1.5	1-1	1.000	0-0	.000	0-0	.000	1	0	1	0.5	0	0	0	0	0	0	2	1.0
12 Barnett, Marcus....	2-0	3	1.5	0-0	.000	0-0	.000	0-1	.000	0	1	1	0.5	1	0	0	0	1	0	0	0.0
Team.....										18	25	43	3.9	0		0					

Total.....	11	2225	240-540	.444	79-226	.350	174-251	.693	110	252	362	32.9	181	3	144	161	22	65	733	66.6
Opponents.....	11	2225	247-564	.438	69-231	.299	130-190	.684	96	228	324	29.5	212	7	121	152	18	71	693	63.0

TEAM STATISTICS	W&M	OPP	DATE	OPPONENT	W/L	SCORE	ATTEND
SCORING.....	733	693	11/20/06	WAGNER	W	77-53	3197
Points per game.....	66.6	63.0	12/01/06	JACKSONVILLE STATE	W	59-56	2684
Scoring margin.....	+3.6	-	12/02/06	CORNELL	W OT	73-68	2118
FIELD GOALS-ATT.....	240-540	247-564	*12/05/06	TOWSON	L	60-73	2073
Field goal pct.....	.444	.438	12/08/06	NORTH FLORIDA	W	61-44	2135
3 POINT FG-ATT.....	79-226	69-231	12/22/06	UMBC	W	70-58	1421
3-point FG pct.....	.350	.299	12/28/06	HAMPTON	W	72-67	2107
3-pt FG made per game..	7.2	6.3	12/31/06	RICHMOND	W	61-53	1922
FREE THROWS-ATT.....	174-251	130-190	*1/6/07	NORTHEASTERN	W	60-57	1764
Free throw pct.....	.693	.684	*1/10/07	VCU	L	77-88	2412
REBOUNDS.....	362	324	*1/16/07	GEORGE MASON	L	63-76	2729
Rebounds per game.....	32.9	29.5	* = Conference game				
Rebounding margin.....	+3.5	-					
ASSISTS.....	144	121					
Assists per game.....	13.1	11.0					
TURNOVERS.....	161	152					
Turnovers per game....	14.6	13.8					
Turnover margin.....	-0.8	-					
Assist/turnover ratio..	0.9	0.8					
STEALS.....	65	71					
Steals per game.....	5.9	6.5					
BLOCKS.....	22	18					
Blocks per game.....	2.0	1.6					
WINNING STREAK.....	0	-					
Home win streak.....	0	-					
ATTENDANCE.....	24562	0					
Home games-Avg/Game....	11-2233	0-0					
Neutral site-Avg/Game..	-	0-0					

SCORE BY PERIODS:	1st	2nd	OT	Total
William and Mary.....	315	407	11	733
Opponents.....	300	387	6	693

2006-07 William and Mary Basketball
William and Mary Combined Team Statistics (as of Jan 24, 2007)
Away games

RECORD:	OVERALL	HOME	AWAY	NEUTRAL
ALL GAMES.....	(2-6)	(0-0)	(2-6)	(0-0)
CONFERENCE.....	(2-3)	(0-0)	(2-3)	(0-0)
NON-CONFERENCE.....	(0-3)	(0-0)	(0-3)	(0-0)

## Player	GP-GS	Min--Avg	---TOTAL---			---3-PTS---			---REBOUNDS---				PF	FO	A	TO	Blk	Stl	Pts	Avg
			FG-FGA	Pct	3FG-FGA	Pct	FT-FTA	Pct	Off	Def	Tot	Avg								
24 Payton, Adam.....	8-8	255 31.9	40-95	.421	3-22	.136	25-28	.893	16	20	36	4.5	16	0	13	16	1	14	108	13.5
13 Kisielius, Laimis..	8-8	218 27.3	25-57	.439	10-18	.556	16-22	.727	10	24	34	4.3	20	0	17	25	1	5	76	9.5
02 Schneider, David...	7-7	228 32.6	17-60	.283	10-42	.238	17-24	.708	6	20	26	3.7	23	0	22	16	0	10	61	8.7
04 Smith, Alex.....	8-0	120 15.0	21-36	.583	2-5	.400	13-17	.765	14	18	32	4.0	18	1	3	11	1	2	57	7.1
11 Mann, Nathan.....	8-8	210 26.3	20-64	.313	12-47	.255	0-2	.000	2	19	21	2.6	18	2	22	9	0	3	52	6.5
15 Stein, Peter.....	8-7	150 18.8	15-24	.625	1-2	.500	2-4	.500	8	14	22	2.8	23	1	9	13	2	1	33	4.1
20 Kyle Carrabine.....	8-0	115 14.4	10-30	.333	6-21	.286	2-4	.500	2	7	9	1.1	4	0	3	5	0	3	28	3.5
45 Cofield, Corey.....	4-1	52 13.0	6-13	.462	0-0	.000	0-2	.000	3	6	9	2.3	2	0	2	5	0	0	12	3.0
03 Trumbower, Adam.....	8-0	77 9.6	4-10	.400	2-7	.286	8-9	.889	3	8	11	1.4	7	0	5	3	0	0	18	2.3
22 Sumner, Danny.....	6-0	50 8.3	5-16	.313	0-4	.000	2-3	.667	3	2	5	0.8	3	0	1	6	0	1	12	2.0
23 Darnell, Chris.....	8-1	89 11.1	6-17	.353	1-6	.167	2-6	.333	1	15	16	2.0	10	0	4	3	3	0	15	1.9
00 Hess, Steven.....	5-0	36 7.2	3-6	.500	0-0	.000	1-4	.250	1	5	6	1.2	9	1	0	4	2	2	7	1.4
12 Barnett, Marcus....	1-0	0 0.0	0-0	.000	0-0	.000	0-0	.000	0	0	0	0.0	0	0	0	0	0	0	0	0.0
25 Stratton, Chris....	1-0	0 0.0	0-0	.000	0-0	.000	0-0	.000	0	0	0	0.0	0	0	0	0	0	0	0	0.0
Team.....									13	18	31	3.9	0		2					

Total.....	8	1600	172-428	.402	47-174	.270	88-125	.704	82	176	258	32.2	153	5	101	119	10	41	479	59.9
Opponents.....	8	1600	182-437	.416	50-168	.298	120-167	.719	96	192	288	36.0	135	1	120	96	28	59	534	66.8

TEAM STATISTICS	W&M	OPP	DATE	OPPONENT	W/L	SCORE	ATTEND
SCORING.....	479	534	11/11/06	at Kansas State	L	60-70	11390
Points per game.....	59.9	66.8	11/25/06	at Holy Cross	L	57-66	2103
Scoring margin.....	-6.9	-	11/28/06	at Navy	L	63-79	1285
FIELD GOALS-ATT.....	172-428	182-437	*1/3/07	at George Mason	W	67-63	4409
Field goal pct.....	.402	.416	*1/8/07	at Georgia State	W	57-43	717
3 POINT FG-ATT.....	47-174	50-168	*1/13/07	at Delaware	L	62-77	2906
3-point FG pct.....	.270	.298	*1/20/07	at Hofstra	L	69-77	3721
3-pt FG made per game..	5.9	6.3	*1/24/07	at Old Dominion University	L	44-59	6572
FREE THROWS-ATT.....	88-125	120-167	* = Conference game				
Free throw pct.....	.704	.719					
REBOUNDS.....	258	288					
Rebounds per game.....	32.2	36.0					
Rebounding margin.....	-3.7	-					
ASSISTS.....	101	120					
Assists per game.....	12.6	15.0					
TURNOVERS.....	119	96					
Turnovers per game.....	14.9	12.0					
Turnover margin.....	-2.9	-					
Assist/turnover ratio..	0.8	1.3					
STEALS.....	41	59					
Steals per game.....	5.1	7.4					
BLOCKS.....	10	28					
Blocks per game.....	1.3	3.5					
WINNING STREAK.....	0	-					
Home win streak.....	0	-					
ATTENDANCE.....	0	33103					
Home games-Avg/Game....	0-0	8-4138					
Neutral site-Avg/Game..	-	0-0					

SCORE BY PERIODS:	1st	2nd	Total
William and Mary.....	221	258	- 479
Opponents.....	253	281	- 534

2006-07 William and Mary Basketball
William and Mary Combined Team Statistics (as of Jan 24, 2007)
Games won

RECORD:	OVERALL	HOME	AWAY	NEUTRAL
ALL GAMES.....	(10-0)	(8-0)	(2-0)	(0-0)
CONFERENCE.....	(3-0)	(1-0)	(2-0)	(0-0)
NON-CONFERENCE.....	(7-0)	(7-0)	(0-0)	(0-0)

## Player	GP-GS	Min--Avg	---TOTAL---			---3-PTS---		---REBOUNDS---								Pts	Avg				
			FG-FGA	Pct	3FG-FGA	Pct	FT-FTA	Pct	Off	Def	Tot	Avg	PF	FO	A			TO	Blk	Stl	
13 Kisielius, Laimis..	10-9	302	30.2	44-78	.564	15-32	.469	39-55	.709	19	22	41	4.1	19	0	25	26	7	11	142	14.2
24 Payton, Adam.....	10-9	297	29.7	35-78	.449	8-20	.400	35-41	.854	13	30	43	4.3	10	0	16	26	0	16	113	11.3
02 Schneider, David...	8-8	251	31.4	21-54	.389	17-44	.386	15-23	.652	6	22	28	3.5	18	0	26	16	0	9	74	9.3
11 Mann, Nathan.....	10-9	287	28.7	28-84	.333	12-49	.245	11-14	.786	6	37	43	4.3	11	0	20	17	2	6	79	7.9
04 Smith, Alex.....	10-1	150	15.0	26-45	.578	1-2	.500	11-16	.688	10	19	29	2.9	21	0	3	13	3	2	64	6.4
20 Carrabine, Kyle....	10-1	146	14.6	18-35	.514	10-24	.417	4-7	.571	4	16	20	2.0	5	0	5	5	1	3	50	5.0
15 Stein, Peter.....	10-9	215	21.5	19-29	.655	2-4	.500	9-19	.474	13	27	40	4.0	26	0	14	15	3	4	49	4.9
22 Sumner, Danny.....	5-1	40	8.0	7-20	.350	2-8	.250	0-6	.000	5	0	5	1.0	0	1	1	1	1	2	16	3.2
45 Cofield, Corey.....	6-1	45	7.5	7-23	.304	0-0	.000	2-4	.500	2	10	12	2.0	9	0	2	10	1	4	16	2.7
23 Darnell, Chris....	10-1	117	11.7	9-24	.375	1-6	.167	2-7	.286	7	15	22	2.2	13	0	9	9	3	2	21	2.1
03 Trumbower, Adam....	10-1	128	12.8	6-16	.375	1-8	.125	7-8	.875	3	12	15	1.5	14	0	12	10	0	4	20	2.0
00 Hess, Steven.....	7-0	41	5.9	3-7	.429	0-0	.000	5-9	.556	2	5	7	1.0	6	0	1	3	1	0	11	1.6
25 Stratton, Chris....	3-0	3	1.0	1-1	1.000	0-0	.000	0-0	.000	1	0	1	0.3	0	0	0	0	0	0	2	0.7
12 Barnett, Marcus....	3-0	3	1.0	0-0	.000	0-0	.000	0-1	.000	0	1	1	0.3	1	0	0	1	1	0	0	0.0
Team.....										18	25	43	4.3	0		0					

Total.....	10	2025	224-494	.453	69-197	.350	140-210	.667	109	241	350	35.0	153	0	134	152	23	63	657	65.7
Opponents.....	10	2025	206-518	.398	56-212	.264	94-144	.653	91	196	287	28.7	185	7	106	146	20	60	562	56.2

TEAM STATISTICS	W&M	OPP	DATE	OPPONENT	W/L	SCORE	ATTEND
SCORING.....	657	562	11/20/06	WAGNER	W	77-53	3197
Points per game.....	65.7	56.2	12/01/06	JACKSONVILLE STATE	W	59-56	2684
Scoring margin.....	+9.5	-	12/02/06	CORNELL	W OT	73-68	2118
FIELD GOALS-ATT.....	224-494	206-518	12/08/06	NORTH FLORIDA	W	61-44	2135
Field goal pct.....	.453	.398	12/22/06	UMBC	W	70-58	1421
3 POINT FG-ATT.....	69-197	56-212	12/28/06	HAMPTON	W	72-67	2107
3-point FG pct.....	.350	.264	12/31/06	RICHMOND	W	61-53	1922
3-pt FG made per game..	6.9	5.6	*1/3/07	at George Mason	W	67-63	4409
FREE THROWS-ATT.....	140-210	94-144	*1/6/07	NORTHEASTERN	W	60-57	1764
Free throw pct.....	.667	.653	*1/8/07	at Georgia State	W	57-43	717
REBOUNDS.....	350	287	* = Conference game				
Rebounds per game.....	35.0	28.7					
Rebounding margin.....	+6.3	-					
ASSISTS.....	134	106					
Assists per game.....	13.4	10.6					
TURNOVERS.....	152	146					
Turnovers per game....	15.2	14.6					
Turnover margin.....	-0.6	-					
Assist/turnover ratio..	0.9	0.7					
STEALS.....	63	60					
Steals per game.....	6.3	6.0					
BLOCKS.....	23	20					
Blocks per game.....	2.3	2.0					
WINNING STREAK.....	10	-					
Home win streak.....	8	-					
ATTENDANCE.....	17348	5126					
Home games-Avg/Game....	8-2168	2-2563					
Neutral site-Avg/Game..	-	0-0					

SCORE BY PERIODS:	1st	2nd	OT	Total
William and Mary.....	282	364	11	657
Opponents.....	231	325	6	562

2006-07 William and Mary Basketball
William and Mary Combined Team Statistics (as of Jan 24, 2007)
Games lost

RECORD:	OVERALL	HOME	AWAY	NEUTRAL
ALL GAMES.....	(0-9)	(0-3)	(0-6)	(0-0)
CONFERENCE.....	(0-6)	(0-3)	(0-3)	(0-0)
NON-CONFERENCE.....	(0-3)	(0-0)	(0-3)	(0-0)

## Player	GP-GS	Min--Avg	---TOTAL---			---3-PTS---			---REBOUNDS---				PF	FO	A	TO	Blk	Stl	Pts	Avg
			FG-FGA	Pct	3FG-FGA	Pct	FT-FTA	Pct	Off	Def	Tot	Avg								
24 Payton, Adam.....	9-8	289 32.1	47-108	.435	6-28	.214	35-41	.854	14	21	35	3.9	23	1	17	19	1	17	135	15.0
02 Schneider, David...	8-7	257 32.1	22-66	.333	15-49	.306	24-33	.727	7	24	31	3.9	27	0	21	17	0	8	83	10.4
13 Kisielius, Laimis..	9-9	254 28.2	27-68	.397	11-27	.407	14-18	.778	7	24	31	3.4	24	1	21	22	1	3	79	8.8
11 Mann, Nathan.....	9-9	238 26.4	22-66	.333	13-47	.277	7-8	.875	2	22	24	2.7	24	2	22	9	0	6	64	7.1
04 Smith, Alex.....	9-1	130 14.4	18-34	.529	1-4	.250	14-19	.737	16	18	34	3.8	18	1	2	11	1	2	51	5.7
15 Stein, Peter.....	9-7	167 18.6	18-33	.545	0-3	.000	2-5	.400	8	11	19	2.1	26	2	8	16	2	2	38	4.2
45 Cofield, Corey.....	6-1	77 12.8	9-16	.563	0-0	.000	7-11	.636	6	9	15	2.5	4	0	3	7	0	0	25	4.2
20 Kyle Carrabine.....	9-1	122 13.6	10-36	.278	8-29	.276	3-7	.429	1	6	7	0.8	5	0	2	4	0	1	31	3.4
03 Trumbower, Adam....	9-1	92 10.2	4-11	.364	2-7	.286	10-11	.909	4	11	15	1.7	8	0	9	5	0	0	20	2.2
22 Sumner, Danny.....	7-0	53 7.6	5-19	.263	0-6	.000	2-3	.667	3	3	6	0.9	3	0	2	6	0	1	12	1.7
00 Hess, Steven.....	6-0	43 7.2	3-6	.500	0-0	.000	1-4	.250	1	6	7	1.2	10	1	0	4	2	2	7	1.2
23 Darnell, Chris.....	9-1	78 8.7	3-11	.273	1-3	.333	3-6	.500	1	14	15	1.7	9	0	4	6	2	1	10	1.1
Team.....									13	18	31	3.4	0		2					

Total.....	9	1800	188-474	.397	57-203	.281	122-166	.735	83	187	270	30.0	181	8	111	128	9	43	555	61.7
Opponents.....	9	1800	223-483	.462	63-187	.337	156-213	.732	101	224	325	36.1	162	1	135	102	26	70	665	73.9

TEAM STATISTICS	W&M	OPP	DATE	OPPONENT	W/L	SCORE	ATTEND
SCORING.....	555	665	11/11/06	at Kansas State	L	60-70	11390
Points per game.....	61.7	73.9	11/25/06	at Holy Cross	L	57-66	2103
Scoring margin.....	-12.2	-	11/28/06	at Navy	L	63-79	1285
FIELD GOALS-ATT.....	188-474	223-483	*12/05/06	TOWSON	L	60-73	2073
Field goal pct.....	.397	.462	*1/10/07	VCU	L	77-88	2412
3 POINT FG-ATT.....	57-203	63-187	*1/13/07	at Delaware	L	62-77	2906
3-point FG pct.....	.281	.337	*1/16/07	GEORGE MASON	L	63-76	2729
3-pt FG made per game..	6.3	7.0	*1/20/07	at Hofstra	L	69-77	3721
FREE THROWS-ATT.....	122-166	156-213	*1/24/07	at Old Dominion University	L	44-59	6572
Free throw pct.....	.735	.732	* = Conference game				
REBOUNDS.....	270	325					
Rebounds per game.....	30.0	36.1					
Rebounding margin.....	-6.1	-					
ASSISTS.....	111	135					
Assists per game.....	12.3	15.0					
TURNOVERS.....	128	102					
Turnovers per game.....	14.2	11.3					
Turnover margin.....	-2.9	-					
Assist/turnover ratio..	0.9	1.3					
STEALS.....	43	70					
Steals per game.....	4.8	7.8					
BLOCKS.....	9	26					
Blocks per game.....	1.0	2.9					
WINNING STREAK.....	0	-					
Home win streak.....	0	-					
ATTENDANCE.....	7214	27977					
Home games-Avg/Game....	3-2405	6-4663					
Neutral site-Avg/Game..	-	0-0					

SCORE BY PERIODS:	1st	2nd	Total
William and Mary.....	254	301	- 555
Opponents.....	322	343	- 665

2006-07 William and Mary Basketball
William and Mary Combined Team Statistics (as of Jan 24, 2007)
Last Three Games

RECORD:	OVERALL	HOME	AWAY	NEUTRAL
ALL GAMES.....	(0-3)	(0-1)	(0-2)	(0-0)
CONFERENCE.....	(0-3)	(0-1)	(0-2)	(0-0)
NON-CONFERENCE.....	(0-0)	(0-0)	(0-0)	(0-0)

## Player	GP-GS	Min--Avg	---TOTAL---			---3-PTS---			---REBOUNDS---				PF	FO	A	TO	Blk	Stl	Pts	Avg
			FG-FGA	Pct	3FG-FGA	Pct	FT-FTA	Pct	Off	Def	Tot	Avg								
24 Payton, Adam.....	3-3	100 33.3	13-27	.481	1-10	.100	15-16	.938	4	8	12	4.0	7	0	7	6	0	6	42	14.0
13 Kisielius, Laimis..	3-3	84 28.0	15-28	.536	5-10	.500	1-3	.333	3	10	13	4.3	12	1	9	6	0	1	36	12.0
02 Schneider, David...	3-3	94 31.3	6-21	.286	5-17	.294	9-10	.900	2	11	13	4.3	8	0	7	5	0	0	26	8.7
11 Mann, Nathan.....	3-3	83 27.7	8-22	.364	6-15	.400	0-0	.000	0	7	7	2.3	7	1	8	3	0	1	22	7.3
45 Cofield, Corey.....	1-0	15 15.0	2-2	1.000	0-0	.000	3-3	1.000	1	3	4	4.0	2	0	1	2	0	0	7	7.0
15 Stein, Peter.....	3-3	62 20.7	8-16	.500	0-2	.000	0-0	.000	3	1	4	1.3	10	1	2	5	2	0	16	5.3
04 Smith, Alex.....	3-0	30 10.0	3-7	.429	1-2	.500	2-3	.667	3	6	9	3.0	3	0	1	5	0	0	9	3.0
20 Carrabine, Kyle....	3-0	50 16.7	2-16	.125	2-12	.167	1-3	.333	1	3	4	1.3	3	0	1	2	0	1	7	2.3
03 Trumbower, Adam....	3-0	28 9.3	2-4	.500	2-3	.667	0-0	.000	1	2	3	1.0	1	0	1	1	0	0	6	2.0
00 Hess, Steven.....	2-0	19 9.5	1-2	.500	0-0	.000	0-0	.000	0	3	3	1.5	5	1	0	3	1	2	2	1.0
23 Darnell, Chris.....	3-0	35 11.7	1-4	.250	0-1	.000	1-4	.250	0	5	5	1.7	1	0	1	0	1	0	3	1.0
22 Sumner, Danny.....	1-0	0 0.0	0-0	.000	0-0	.000	0-0	.000	0	0	0	0.0	0	0	0	0	0	0	0	0.0
Team.....									2	7	9	3.0	0		2					

Total.....	3	600	61-149	.409	22-72	.306	32-42	.762	20	66	86	28.7	59	4	38	40	4	11	176	58.7
Opponents.....	3	600	76-166	.458	19-60	.317	41-58	.707	32	73	105	35.0	51	1	41	24	7	19	212	70.7

TEAM STATISTICS	W&M	OPP	DATE	OPPONENT	W/L	SCORE	ATTEND
SCORING.....	176	212	*1/16/07	GEORGE MASON	L	63-76	2729
Points per game.....	58.7	70.7	*1/20/07	at Hofstra	L	69-77	3721
Scoring margin.....	-12.0	-	*1/24/07	at Old Dominion University	L	44-59	6572
FIELD GOALS-ATT.....	61-149	76-166	* = Conference game				
Field goal pct.....	.409	.458					
3 POINT FG-ATT.....	22-72	19-60					
3-point FG pct.....	.306	.317					
3-pt FG made per game..	7.3	6.3					
FREE THROWS-ATT.....	32-42	41-58					
Free throw pct.....	.762	.707					
REBOUNDS.....	86	105					
Rebounds per game.....	28.7	35.0					
Rebounding margin.....	-6.3	-					
ASSISTS.....	38	41					
Assists per game.....	12.7	13.7					
TURNOVERS.....	40	24					
Turnovers per game.....	13.3	8.0					
Turnover margin.....	-5.3	-					
Assist/turnover ratio..	1.0	1.7					
STEALS.....	11	19					
Steals per game.....	3.7	6.3					
BLOCKS.....	4	7					
Blocks per game.....	1.3	2.3					
WINNING STREAK.....	0	-					
Home win streak.....	0	-					
ATTENDANCE.....	2729	10293					
Home games-Avg/Game....	1-2729	2-5146					
Neutral site-Avg/Game..	-	0-0					

SCORE BY PERIODS:	1st	2nd	Total
William and Mary.....	94	82	- 176
Opponents.....	97	115	- 212

2006-07 William and Mary Basketball
William and Mary Combined Team Statistics (as of Jan 24, 2007)
Last Six Games

RECORD:	OVERALL	HOME	AWAY	NEUTRAL
ALL GAMES.....	(1-5)	(0-2)	(1-3)	(0-0)
CONFERENCE.....	(1-5)	(0-2)	(1-3)	(0-0)
NON-CONFERENCE.....	(0-0)	(0-0)	(0-0)	(0-0)

## Player	GP-GS	Min--Avg	---TOTAL---			---3-PTS---			---REBOUNDS---				PF	FO	A	TO	Blk	Stl	Pts	Avg
			FG-FGA	Pct	3FG-FGA	Pct	FT-FTA	Pct	Off	Def	Tot	Avg								
24 Payton, Adam.....	6-6	196 32.7	31-62	.500	4-18	.222	28-32	.875	10	14	24	4.0	11	0	12	16	0	14	94	15.7
13 Kisielius, Laimis..	6-6	160 26.7	20-51	.392	9-21	.429	8-11	.727	6	19	25	4.2	22	1	15	12	0	2	57	9.5
02 Schneider, David...	6-6	195 32.5	14-45	.311	9-34	.265	13-19	.684	7	18	25	4.2	18	0	15	12	0	2	50	8.3
11 Mann, Nathan.....	6-6	170 28.3	16-46	.348	10-31	.323	3-3	1.000	2	19	21	3.5	13	1	16	7	0	4	45	7.5
04 Smith, Alex.....	6-0	88 14.7	15-24	.625	2-4	.500	12-14	.857	13	11	24	4.0	13	0	1	10	0	0	44	7.3
15 Stein, Peter.....	6-6	114 19.0	12-24	.500	1-4	.250	1-2	.500	4	10	14	2.3	19	2	6	9	2	2	26	4.3
45 Cofield, Corey.....	3-0	25 8.3	3-3	1.000	0-0	.000	7-9	.778	2	3	5	1.7	4	0	1	2	0	0	13	4.3
20 Carrabine, Kyle....	6-0	102 17.0	6-27	.222	3-18	.167	2-5	.400	1	5	6	1.0	4	0	2	4	0	2	17	2.8
22 Sumner, Danny.....	4-0	14 3.5	3-5	.600	0-1	.000	2-2	1.000	0	0	0	0.0	2	0	0	2	0	0	8	2.0
23 Darnell, Chris.....	6-0	66 11.0	4-9	.444	0-2	.000	2-6	.333	0	8	8	1.3	7	0	2	1	2	1	10	1.7
03 Trumbower, Adam....	6-0	50 8.3	2-6	.333	2-5	.400	0-0	.000	1	3	4	0.7	2	0	1	2	0	0	6	1.0
00 Hess, Steven.....	4-0	20 5.0	1-2	.500	0-0	.000	0-0	.000	0	3	3	0.8	5	1	0	3	1	2	2	0.5
12 Barnett, Marcus....	1-0	0 0.0	0-0	.000	0-0	.000	0-0	.000	0	0	0	0.0	0	0	0	0	0	0	0	0.0
25 Stratton, Chris....	1-0	0 0.0	0-0	.000	0-0	.000	0-0	.000	0	0	0	0.0	0	0	0	0	0	0	0	0.0
Team.....									8	12	20	3.3	0		2					

Total.....	6	1200	127-304	.418	40-138	.290	78-103	.757	54	125	179	29.8	120	5	71	83	5	29	372	62.0
Opponents.....	6	1200	140-299	.468	42-114	.368	98-131	.748	50	134	184	30.7	106	1	80	62	13	39	420	70.0

TEAM STATISTICS	W&M	OPP	DATE	OPPONENT	W/L	SCORE	ATTEND
SCORING.....	372	420	*1/8/07	at Georgia State	W	57-43	717
Points per game.....	62.0	70.0	*1/10/07	VCU	L	77-88	2412
Scoring margin.....	-8.0	-	*1/13/07	at Delaware	L	62-77	2906
FIELD GOALS-ATT.....	127-304	140-299	*1/16/07	GEORGE MASON	L	63-76	2729
Field goal pct.....	.418	.468	*1/20/07	at Hofstra	L	69-77	3721
3 POINT FG-ATT.....	40-138	42-114	*1/24/07	at Old Dominion University	L	44-59	6572
3-point FG pct.....	.290	.368	* = Conference game				
3-pt FG made per game..	6.7	7.0					
FREE THROWS-ATT.....	78-103	98-131					
Free throw pct.....	.757	.748					
REBOUNDS.....	179	184					
Rebounds per game.....	29.8	30.7					
Rebounding margin.....	-0.8	-					
ASSISTS.....	71	80					
Assists per game.....	11.8	13.3					
TURNOVERS.....	83	62					
Turnovers per game....	13.8	10.3					
Turnover margin.....	-3.5	-					
Assist/turnover ratio..	0.9	1.3					
STEALS.....	29	39					
Steals per game.....	4.8	6.5					
BLOCKS.....	5	13					
Blocks per game.....	0.8	2.2					
WINNING STREAK.....	0	-					
Home win streak.....	0	-					
ATTENDANCE.....	5141	13916					
Home games-Avg/Game....	2-2570	4-3479					
Neutral site-Avg/Game..	-	0-0					

SCORE BY PERIODS:	1st	2nd	Total
William and Mary.....	170	202	372
Opponents.....	192	228	420

2006-07 William and Mary Basketball
William and Mary Combined Team Statistics (as of Jan 24, 2007)
Last Nine Games

RECORD:	OVERALL	HOME	AWAY	NEUTRAL
ALL GAMES.....	(4-5)	(2-2)	(2-3)	(0-0)
CONFERENCE.....	(3-5)	(1-2)	(2-3)	(0-0)
NON-CONFERENCE.....	(1-0)	(1-0)	(0-0)	(0-0)

## Player	GP-GS	---TOTAL---		---3-PTS---		---REBOUNDS---				PF		FO		A		TO		Blk	Stl	Pts	Avg
		Min--Avg	FG-FGA	Pct	3FG-FGA	Pct	FT-FTA	Pct	Off	Def	Tot	Avg									
24 Payton, Adam.....	9-9	293 32.6	43-92	.467	6-24	.250	42-49	.857	15	24	39	4.3	15	0	18	22	0	18	134	14.9	
13 Kisielius, Laimis..	9-9	247 27.4	29-73	.397	11-30	.367	17-25	.680	14	29	43	4.8	27	1	25	20	3	4	86	9.6	
02 Schneider, David...	9-9	294 32.7	24-69	.348	18-55	.327	16-24	.667	11	27	38	4.2	25	0	21	19	0	6	82	9.1	
04 Smith, Alex.....	9-0	137 15.2	24-36	.667	2-4	.500	21-24	.875	16	17	33	3.7	20	0	3	14	0	1	71	7.9	
11 Mann, Nathan.....	9-9	263 29.2	23-71	.324	14-45	.311	4-6	.667	4	30	34	3.8	15	1	22	13	1	6	64	7.1	
15 Stein, Peter.....	9-9	184 20.4	19-36	.528	2-6	.333	3-5	.600	9	19	28	3.1	26	2	8	12	2	3	43	4.8	
20 Carrabine, Kyle....	9-0	152 16.9	12-37	.324	7-26	.269	4-9	.444	3	12	15	1.7	6	0	5	6	1	3	35	3.9	
45 Cofield, Corey.....	4-0	28 7.0	3-3	1.000	0-0	.000	7-9	.778	2	4	6	1.5	4	0	1	2	0	0	13	3.3	
22 Sumner, Danny.....	4-0	14 3.5	3-5	.600	0-1	.000	2-2	1.000	0	0	0	0.0	2	0	0	2	0	0	8	2.0	
23 Darnell, Chris.....	9-0	97 10.8	7-20	.350	0-7	.000	2-8	.250	4	14	18	2.0	11	0	4	3	2	1	16	1.8	
03 Trumbower, Adam....	9-0	71 7.9	2-7	.286	2-5	.400	0-0	.000	1	4	5	0.6	5	0	3	3	0	0	6	0.7	
00 Hess, Steven.....	4-0	20 5.0	1-2	.500	0-0	.000	0-0	.000	0	3	3	0.8	5	1	0	3	1	2	2	0.5	
12 Barnett, Marcus....	1-0	0 0.0	0-0	.000	0-0	.000	0-0	.000	0	0	0	0.0	0	0	1	0	0	0	0	0.0	
25 Stratton, Chris....	1-0	0 0.0	0-0	.000	0-0	.000	0-0	.000	0	0	0	0.0	0	0	0	0	0	0	0	0.0	
Team.....									10	18	28	3.1	0			2					

Total.....	9	1800	190-451	.421	62-203	.305	118-161	.733	89	201	290	32.2	161	5	110	122	10	44	560	62.2
Opponents.....	9	1800	202-455	.444	62-191	.325	127-168	.756	71	191	262	29.1	157	1	118	94	18	54	593	65.9

TEAM STATISTICS	W&M	OPP	DATE	OPPONENT	W/L	SCORE	ATTEND
SCORING.....	560	593	12/31/06	RICHMOND	W	61-53	1922
Points per game.....	62.2	65.9	*1/3/07	at George Mason	W	67-63	4409
Scoring margin.....	-3.7	-	*1/6/07	NORTHEASTERN	W	60-57	1764
FIELD GOALS-ATT.....	190-451	202-455	*1/8/07	at Georgia State	W	57-43	717
Field goal pct.....	.421	.444	*1/10/07	VCU	L	77-88	2412
3 POINT FG-ATT.....	62-203	62-191	*1/13/07	at Delaware	L	62-77	2906
3-point FG pct.....	.305	.325	*1/16/07	GEORGE MASON	L	63-76	2729
3-pt FG made per game..	6.9	6.9	*1/20/07	at Hofstra	L	69-77	3721
FREE THROWS-ATT.....	118-161	127-168	*1/24/07	at Old Dominion University	L	44-59	6572
Free throw pct.....	.733	.756	* = Conference game				
REBOUNDS.....	290	262					
Rebounds per game.....	32.2	29.1					
Rebounding margin.....	+3.1	-					
ASSISTS.....	110	118					
Assists per game.....	12.2	13.1					
TURNOVERS.....	122	94					
Turnovers per game.....	13.6	10.4					
Turnover margin.....	-3.1	-					
Assist/turnover ratio..	0.9	1.3					
STEALS.....	44	54					
Steals per game.....	4.9	6.0					
BLOCKS.....	10	18					
Blocks per game.....	1.1	2.0					
WINNING STREAK.....	0	-					
Home win streak.....	0	-					
ATTENDANCE.....	8827	18325					
Home games-Avg/Game....	4-2207	5-3665					
Neutral site-Avg/Game..	-	0-0					

SCORE BY PERIODS:	1st	2nd	Total
William and Mary.....	254	306	- 560
Opponents.....	265	328	- 593

2006-07 William and Mary Basketball
 William and Mary High/Low Analysis (as of Jan 24, 2007)
 All games

William and Mary - TEAM GAME HIGHS

POINTS.....	77	vs VCU (1/10/07)
	77	vs Wagner (11/20/06)
	73	vs Cornell (12/02/06)
	72	vs Hampton (12/28/06)
	70	vs UMBC (12/22/06)
FIELD GOALS MADE.....	32	vs Wagner (11/20/06)
	24	at Hofstra (1/20/07)
	24	at George Mason (1/3/07)
	24	vs Cornell (12/02/06)
FIELD GOAL ATTEMPTS.....	64	vs Wagner (11/20/06)
	58	at Hofstra (1/20/07)
	58	at Delaware (1/13/07)
FIELD GOAL PERCENTAGE.....	.512 (21-41)	vs Hampton (12/28/06)
	.500 (32-64)	vs Wagner (11/20/06)
	.500 (21-42)	vs UMBC (12/22/06)
3 PT FIELD GOALS MADE.....	9	vs George Mason (1/16/07)
	9	vs Hampton (12/28/06)
	9	vs Cornell (12/02/06)
3 PT FG ATTEMPTS.....	29	vs Towson (12/05/06)
	25	vs George Mason (1/16/07)
3 PT FG PERCENTAGE.....	.467 (7-15)	vs UMBC (12/22/06)
	.450 (9-20)	vs Hampton (12/28/06)
FREE THROWS MADE.....	27	vs VCU (1/10/07)
	21	vs Hampton (12/28/06)
	21	vs UMBC (12/22/06)
FREE THROW ATTEMPTS.....	34	vs VCU (1/10/07)
	33	vs Jacksonville State (12/01/06)
FREE THROW PERCENTAGE.....	.955 (21-22)	vs UMBC (12/22/06)
	.882 (15-17)	at Hofstra (1/20/07)
REBOUNDS.....	47	vs Jacksonville State (12/01/06)
	42	vs Wagner (11/20/06)
ASSISTS.....	16	at George Mason (1/3/07)
	16	vs Towson (12/05/06)
	16	vs Cornell (12/02/06)
	16	vs Wagner (11/20/06)
	16	at Kansas State (11/11/06)
STEALS.....	12	vs North Florida (12/08/06)
	9	vs Jacksonville State (12/01/06)
BLOCKED SHOTS.....	4	vs North Florida (12/08/06)
	4	vs Wagner (11/20/06)
TURNOVERS.....	28	vs Jacksonville State (12/01/06)
	24	vs Hampton (12/28/06)
FOULS.....	25	vs Wagner (11/20/06)
	24	at Hofstra (1/20/07)
	24	vs VCU (1/10/07)
	24	at Kansas State (11/11/06)

2006-07 William and Mary Basketball
 William and Mary High/Low Analysis (as of Jan 24, 2007)
 All games

Opponent - GAME HIGHS

POINTS.....	88	vs VCU (1/10/07)
	79	at Navy (11/28/06)
	77	at Hofstra (1/20/07)
	77	at Delaware (1/13/07)
	76	vs George Mason (1/16/07)
FIELD GOALS MADE.....	28	vs George Mason (1/16/07)
	27	at Hofstra (1/20/07)
	27	at Navy (11/28/06)
FIELD GOAL ATTEMPTS.....	80	at Kansas State (11/11/06)
	62	vs Jacksonville State (12/01/06)
FIELD GOAL PERCENTAGE.....	.614 (27-44)	at Navy (11/28/06)
	.595 (25-42)	vs VCU (1/10/07)
3 PT FIELD GOALS MADE.....	12	at Delaware (1/13/07)
	11	vs George Mason (1/16/07)
3 PT FG ATTEMPTS.....	31	vs Wagner (11/20/06)
	30	vs Richmond (12/31/06)
3 PT FG PERCENTAGE.....	.643 (9-14)	at Navy (11/28/06)
	.500 (7-14)	vs VCU (1/10/07)
FREE THROWS MADE.....	31	vs VCU (1/10/07)
	19	at Hofstra (1/20/07)
	19	at Delaware (1/13/07)
	19	vs Hampton (12/28/06)
FREE THROW ATTEMPTS.....	37	vs VCU (1/10/07)
	31	vs Hampton (12/28/06)
FREE THROW PERCENTAGE.....	.917 (11-12)	vs Northeastern (1/6/07)
	.867 (13-15)	at Old Dominion University (1/24/07)
	.867 (13-15)	vs UMBC (12/22/06)
REBOUNDS.....	59	at Kansas State (11/11/06)
	43	at Holy Cross (11/25/06)
ASSISTS.....	20	at Navy (11/28/06)
	18	at George Mason (1/3/07)
STEALS.....	14	vs Jacksonville State (12/01/06)
	12	at Holy Cross (11/25/06)
BLOCKED SHOTS.....	8	at Kansas State (11/11/06)
	5	at Holy Cross (11/25/06)
TURNOVERS.....	21	vs Hampton (12/28/06)
	19	vs Jacksonville State (12/01/06)
	19	vs Wagner (11/20/06)
FOULS.....	25	vs VCU (1/10/07)
	25	vs Jacksonville State (12/01/06)

2006-07 William and Mary Basketball
 William and Mary High/Low Analysis (as of Jan 24, 2007)
 All games

William and Mary - GAME LOWS

POINTS.....	44	at Old Dominion University (1/24/07)
	57	at Holy Cross (11/25/06)
	57	at Georgia State (1/8/07)
	59	vs Jacksonville State (12/01/06)
	60	at Kansas State (11/11/06)
	60	vs Towson (12/05/06)
	60	vs Northeastern (1/6/07)
FIELD GOALS MADE.....	14	at Old Dominion University (1/24/07)
	19	vs Towson (12/05/06)
	19	vs Northeastern (1/6/07)
FIELD GOAL ATTEMPTS.....	41	vs Hampton (12/28/06)
	42	vs UMBC (12/22/06)
	42	vs Richmond (12/31/06)
FIELD GOAL PERCENTAGE.....	.318 (14-44)	at Old Dominion University (1/24/07)
	.352 (19-54)	vs Towson (12/05/06)
3 PT FIELD GOALS MADE.....	2	vs Jacksonville State (12/01/06)
	2	at Delaware (1/13/07)
3 PT FG ATTEMPTS.....	11	vs Jacksonville State (12/01/06)
	15	vs UMBC (12/22/06)
3 PT FG PERCENTAGE.....	.091 (2-22)	at Delaware (1/13/07)
	.182 (2-11)	vs Jacksonville State (12/01/06)
FREE THROWS MADE.....	3	at Georgia State (1/8/07)
	6	vs Wagner (11/20/06)
FREE THROW ATTEMPTS.....	7	at Georgia State (1/8/07)
	10	vs George Mason (1/16/07)
FREE THROW PERCENTAGE.....	.429 (3-7)	at Georgia State (1/8/07)
	.500 (6-12)	vs Wagner (11/20/06)
REBOUNDS.....	23	vs UMBC (12/22/06)
	25	vs Hampton (12/28/06)
ASSISTS.....	9	at Delaware (1/13/07)
	9	at Old Dominion University (1/24/07)
STEALS.....	1	vs George Mason (1/16/07)
	3	vs UMBC (12/22/06)
	3	vs Hampton (12/28/06)
BLOCKED SHOTS.....	0	vs Towson (12/05/06)
	0	at George Mason (1/3/07)
	0	vs VCU (1/10/07)
	0	at Delaware (1/13/07)
	0	vs George Mason (1/16/07)
TURNOVERS.....	8	vs Towson (12/05/06)
	9	vs UMBC (12/22/06)
FOULS.....	11	vs Jacksonville State (12/01/06)
	11	vs Northeastern (1/6/07)

2006-07 William and Mary Basketball
 William and Mary High/Low Analysis (as of Jan 24, 2007)
 All games

Opponent - GAME LOWS

POINTS.....	43	at Georgia State (1/8/07)
	44	vs North Florida (12/08/06)
	53	vs Wagner (11/20/06)
	53	vs Richmond (12/31/06)
	56	vs Jacksonville State (12/01/06)
FIELD GOALS MADE.....	16	at Georgia State (1/8/07)
	17	vs Wagner (11/20/06)
FIELD GOAL ATTEMPTS.....	42	vs VCU (1/10/07)
	42	at Delaware (1/13/07)
FIELD GOAL PERCENTAGE.....	.300 (24-80)	at Kansas State (11/11/06)
	.327 (16-49)	at Georgia State (1/8/07)
3 PT FIELD GOALS MADE.....	3	vs Jacksonville State (12/01/06)
	3	vs UMBC (12/22/06)
3 PT FG ATTEMPTS.....	14	at Navy (11/28/06)
	14	vs UMBC (12/22/06)
	14	vs VCU (1/10/07)
3 PT FG PERCENTAGE.....	.158 (3-19)	vs Jacksonville State (12/01/06)
	.200 (5-25)	at Holy Cross (11/25/06)
	.200 (6-30)	vs Richmond (12/31/06)
FREE THROWS MADE.....	3	vs Jacksonville State (12/01/06)
	3	vs North Florida (12/08/06)
FREE THROW ATTEMPTS.....	8	vs Jacksonville State (12/01/06)
	8	vs North Florida (12/08/06)
FREE THROW PERCENTAGE.....	.375 (3-8)	vs Jacksonville State (12/01/06)
	.375 (3-8)	vs North Florida (12/08/06)
REBOUNDS.....	24	vs UMBC (12/22/06)
	24	at George Mason (1/3/07)
	24	vs George Mason (1/16/07)
ASSISTS.....	4	vs Hampton (12/28/06)
	6	vs UMBC (12/22/06)
STEALS.....	0	vs North Florida (12/08/06)
	3	vs Wagner (11/20/06)
BLOCKED SHOTS.....	0	vs UMBC (12/22/06)
	0	vs Hampton (12/28/06)
	0	vs George Mason (1/16/07)
TURNOVERS.....	4	vs George Mason (1/16/07)
	8	at Old Dominion University (1/24/07)
FOULS.....	13	at Georgia State (1/8/07)
	14	vs Towson (12/05/06)
	14	vs Northeastern (1/6/07)

2006-07 William and Mary Basketball
 William and Mary High/Low Analysis (as of Jan 24, 2007)
 All games

William and Mary - INDIVIDUAL GAME HIGHS

POINTS.....	26	Payton, Adam vs VCU (1/10/07)
	23	Payton, Adam at Hofstra (1/20/07)
	21	Kisielius, Laimis vs Cornell (12/02/06)
	20	Kisielius, Laimis vs Jacksonville State (12/01/06)
	19	Payton, Adam at Delaware (1/13/07)
	19	Kisielius, Laimis vs UMBC (12/22/06)
FIELD GOALS MADE.....	8	Payton, Adam at Delaware (1/13/07)
	8	Kisielius, Laimis vs Wagner (11/20/06)
FIELD GOAL ATT.....	16	Payton, Adam vs Towson (12/05/06)
	16	Payton, Adam at Navy (11/28/06)
FG PCT (min 5 made).....	.833 (5-6)	Kisielius, Laimis vs Jacksonville State (12/01/06)
	.714 (5-7)	Mann, Nathan vs George Mason (1/16/07)
	.714 (5-7)	Kisielius, Laimis vs UMBC (12/22/06)
	.714 (5-7)	Kisielius, Laimis at Kansas State (11/11/06)
3 PT FG MADE.....	4	Schneider, David vs Northeastern (1/6/07)
	4	Mann, Nathan at George Mason (1/3/07)
	4	Schneider, David vs Towson (12/05/06)
	4	Mann, Nathan vs Cornell (12/02/06)
3 PT FG ATTEMPTS.....	10	Mann, Nathan vs Cornell (12/02/06)
	9	Mann, Nathan at George Mason (1/3/07)
	9	Schneider, David at Kansas State (11/11/06)
3-PT FG PCT (min 2 made).....	1.000 (3-3)	Kisielius, Laimis at Kansas State (11/11/06)
	1.000 (2-2)	Payton, Adam vs VCU (1/10/07)
	1.000 (2-2)	Payton, Adam vs Hampton (12/28/06)
	1.000 (2-2)	Kisielius, Laimis vs Hampton (12/28/06)
FREE THROWS MADE.....	10	Payton, Adam vs VCU (1/10/07)
	9	Kisielius, Laimis vs Jacksonville State (12/01/06)
FREE THROW ATT.....	12	Kisielius, Laimis vs Hampton (12/28/06)
	12	Kisielius, Laimis vs Jacksonville State (12/01/06)
FT PCT (min 3 made).....	1.000 (8-8)	Payton, Adam at Hofstra (1/20/07)
	1.000 (6-6)	Smith, Alex at Delaware (1/13/07)
	1.000 (5-5)	Payton, Adam at Old Dominion University (1/24/07)
	1.000 (4-4)	Kisielius, Laimis vs VCU (1/10/07)
	1.000 (4-4)	Payton, Adam vs UMBC (12/22/06)
	1.000 (4-4)	Mann, Nathan vs North Florida (12/08/06)
	1.000 (4-4)	Schneider, David vs North Florida (12/08/06)
	1.000 (4-4)	Mann, Nathan vs Towson (12/05/06)
	1.000 (4-4)	Kisielius, Laimis vs Cornell (12/02/06)
	1.000 (3-3)	Schneider, David vs George Mason (1/16/07)
	1.000 (3-3)	Cofield, Corey vs George Mason (1/16/07)
	1.000 (3-3)	Mann, Nathan vs VCU (1/10/07)
	1.000 (3-3)	Smith, Alex at George Mason (1/3/07)
	1.000 (3-3)	Stein, Peter vs Hampton (12/28/06)
	1.000 (3-3)	Mann, Nathan vs UMBC (12/22/06)
REBOUNDS.....	9	Smith, Alex at Delaware (1/13/07)
	9	Payton, Adam at George Mason (1/3/07)
	9	Mann, Nathan vs North Florida (12/08/06)
	9	Schneider, David at Kansas State (11/11/06)
ASSISTS.....	7	Schneider, David at Kansas State (11/11/06)
	6	Schneider, David vs Wagner (11/20/06)
STEALS.....	4	Payton, Adam at Hofstra (1/20/07)
	4	Payton, Adam vs VCU (1/10/07)
	4	Schneider, David at Kansas State (11/11/06)

BLOCKED SHOTS.....	2	Kisielius, Laimis vs Richmond (12/31/06)
	2	Smith, Alex vs Hampton (12/28/06)
	2	Kisielius, Laimis vs UMBC (12/22/06)
	2	Kisielius, Laimis vs North Florida (12/08/06)
	2	Stein, Peter vs North Florida (12/08/06)
	2	Darnell, Chris vs Cornell (12/02/06)
TURNOVERS.....	6	Kisielius, Laimis vs Jacksonville State (12/01/06)
	5	Payton, Adam vs VCU (1/10/07)
	5	Cofield, Corey vs Jacksonville State (12/01/06)
	5	Kisielius, Laimis at Holy Cross (11/25/06)
	5	Schneider, David at Kansas State (11/11/06)
FOULS.....	5	Hess, Steven at Old Dominion University (1/24/07)
	5	Mann, Nathan at Hofstra (1/20/07)
	5	Stein, Peter at Hofstra (1/20/07)
	5	Kisielius, Laimis vs George Mason (1/16/07)
	5	Stein, Peter vs VCU (1/10/07)
	5	Payton, Adam vs Towson (12/05/06)
	5	Smith, Alex at Holy Cross (11/25/06)
	5	Mann, Nathan at Kansas State (11/11/06)