

2006-07

Tribe

MEN'S BASKETBALL

MEN'S BASKETBALL CONTACT/ASSOCIATE DIRECTOR: KRIS SEARS - PHONE: 757-221-3368 - EMAIL: KASEAR@WM.EDU - FAX: 757-221-3412

HOFSTRA PRIDE (13-5, 6-1 CAA)

VS.

WILLIAM AND MARY TRIBE (10-7, 3-4 CAA)

Jan. 20, 2007 • 4:00 PM
Mack Sports Complex (5,124)
Hempstead, N.Y.

W&M HITS THE ROAD FOR CAA PAIR

The William and Mary men's basketball team will embark on a two-game CAA road trip, beginning with a Jan. 20 tilt with preseason league favorite Hofstra. The game is slated for a 4 p.m. tip-off and will be the only meeting between the two teams this season.

The College is coming off a 76-63 loss to George Mason on Jan. 16. The Tribe rallied from a 15-point first-half deficit, pulling within four points in the second stanza, but W&M could not over the hot shooting of George Mason. Junior Laimis Kisielius led the Tribe with 17 points on 7-of-11 shooting, while junior Nathan Mann and freshman David Schneider each finished in double figures with 13 and 11, respectively. Hofstra won its sixth CAA game of the year with a 79-74 victory over Towson on Jan. 18.

The game can be heard live over the Tribe Radio Network with Jay Colley and Bill McDonald on the call. The contest also can be followed live over the Internet at TribeAthletics.com.

STORY LINES

- The Tribe will look to snap a six-game losing streak to the Pride dating back to the 2002-03 season.

- W&M will also look to continue its recent dominance on the boards. The College has outrebounded each of its last seven opponents. In those contests, the Tribe hold a 7.4 rebound advantage.

PROBABLE STARTING LINEUPS

WILLIAM AND MARY TRIBE

Pos.	No.	Name	Ht.	Wt.	Cl./El.	PPG	APG	RPG	Other
G	2	David Schneider	6-3	175	Fr./Fr.	10.1	3.0	3.8	
G	11	Nathan Mann	6-2	190	Jr./Jr.	7.9	2.1	3.8	
G	24	Adam Payton	6-3	195	5th/Sr.	12.4	1.8	4.1	1.6 SPG
F	13	Laimis Kisielius	6-8	210	Jr./Jr.	11.9	2.4	3.8	.444 3FG%
F	15	Peter Stein	6-9	225	So./So.	4.6	1.2	3.4	.611FG%

HOFSTRA PRIDE

Pos.	No.	Name	Ht.	Wt.	Cl./El.	PPG	APG	RPG	Other
F	45	Mike Davis-Sabb	6-7	230	So./So.	3.6	0.3	5.3	
F	54	Chris Gadley	6-9	260	So./So.	4.7	0.3	4.9	
G	1	Loren Stokes	6-3	175	Sr./Sr.	20.2	3.1	5.7	47.6 FG%
G	13	Antoine Agudio	6-3	185	Jr./Jr.	20.2	2.4	4.1	.444 3FG%
G	31	Carlos Rivera	6-2	200	Sr./Sr.	10.7	3.9	3.8	.892 FT%

2006-07 W&M MEN'S BASKETBALL SCHEDULE

Overall: 10-7 Home: 8-3 Away: 2-4 Conference: 3-4

NOVEMBER

1	BARTON COLLEGE (exh.)	W, 85-73
11	at Kansas State	L, 60-70
20	WAGNER	W, 77-53
25	at Holy Cross	L, 57-66
28	at Navy	L, 63-79

DECEMBER

2006 W&M TIP-OFF CLASSIC (WILLIAMSBURG, VA.)

1	Cornell vs. VMI	Cornell, 99-94
1	JACKSONVILLE STATE	W, 59-56
2	Jacksonville State vs. VMI	Jacksonville State, 87-85
2	CORNELL	W, 73-68 (OT)
5	TOWSON * (TV - CSN-MA; CSN-P)	L, 60-73
8	NORTH FLORIDA	W, 61-44
22	UMBC	W, 70-58
28	HAMPTON	W, 72-67
31	RICHMOND	W, 61-53

JANUARY

3	at George Mason *	W, 67-63
6	NORTHEASTERN (TV - CN8) *	W, 60-57
8	at Georgia State *	W, 57-43
10	VIRGINIA COMMONWEALTH *	L, 77-88
13	at Delaware *	L, 62-77
16	GEORGE MASON (TV - ESPN Regional) * L, 63-76	
20	at Hofstra *	4 PM
24	at Old Dominion *	7 PM
27	GEORGIA STATE *	7 PM
29	at Virginia Commonwealth *	7:30 PM
31	JAMES MADISON *	7 PM

FEBRUARY

3	UNC WILMINGTON * (TV - UNCW-TV)	7 PM
7	at James Madison *	7 PM
10	at UNC Wilmington *	7 PM
14	DREXEL *	7 PM
17	ESPN BracketBusters (Away)	
21	at Drexel *	7:30 PM
24	OLD DOMINION *	2 PM

MARCH

2	CAA Tournament First Round (Richmond, Va.)
3	CAA Tournament Quarterfinals (Richmond, Va.)
4	CAA Tournament Semifinals (Richmond, Va.)
5	CAA Tournament Final (Richmond, Va.)

* Colonial Athletic Association game

CSN-MA - Comcast SportsNet Mid-Atlantic

CSN-P - Comcast SportsNet Philadelphia



MEDIA INFORMATION

WILLIAM AND MARY SPORTS INFORMATION
 Kris Sears, Assoc. Director (MBK Contact)
 Office: (757) 221-3368
 Cell: (765) 860-1205
 E-mail: kasear@wm.edu
 Fax: (757) 221-3412
 Website: www.TribeAthletics.com

CAA TELEPHONIC PRESS CONFERENCES
 Members of the media are invited to participate in the CAA's weekly telephonic press conference series. The first call will occur on Jan. 2, continuing each Tuesday morning through Feb. 27. CAA coaches will be available to answer questions beginning at 10 AM. The weekly lineup is listed below. The phone number to take part in the call is 888-677-9010. Members of the media should contact **Rob Washburn (804-754-1616)** at the CAA office for the password to access the call.

10:00 Tom Pecora (Hofstra)
 10:10 Bill Coen (Northeastern)
 10:20 Anthony Grant (VCU)
 10:30 Blaine Taylor (Old Dominion)
 10:40 **Tony Shaver (William and Mary)**
 10:50 Brad Brownell (UNC Wilmington)
 11:00 Dean Keener (James Madison)
 11:10 Jim Larranaga (George Mason)
 11:20 Pat Kennedy (Towson)
 11:30 Monte Ross (Delaware)
 11:40 Bruiser Flint (Drexel)
 11:50 Michael Perry (Georgia State)

WILLIAM AND MARY RADIO NETWORK
 Teaming up once again to call all the action of Tribe basketball over the airwaves will be **Jay Colley, Charlie Woollum and Bill McDonald.**

The flagship stations for the radio network are WYTD, 92.3 FM, and WBACH, 107.9 FM. W&M games can be heard on all of the following stations:

WYTD (92.3 FM) Williamsburg
 WBACH (107.9 FM) Williamsburg
 WCLM (1450 AM) Richmond
 WBRG (1050 AM) Lynchburg

Tribe basketball games can also be heard live via the Internet. Go to the W&M website: www.TribeAthletics.com and click on the "Live Audio" link for more information.

ON THE INTERNET

For complete coverage of all 23 of William and Mary's teams on the Internet, go to www.TribeAthletics.com. The official site of Tribe athletics features the most recent press releases, statistics and schedule information, as well as the latest basketball game notes and season updates.

VIA CELL PHONE

Fans can have final scores for all W&M sports sent as a text message to a cell phone. "eSCORES" is a free service available from Stretch Internet, the Tribe's Internet broadcast partner. To sign up for this service, go to the W&M web site: www.TribeAthletics.com and click on the "eSCORES" link at the top of the page.

TRIBE PLAYERS CAREER VS. HOFSTRA

Kyle Carrabine															
Date	Starts	Min	FG-A	Pct	3FG-A	Pct	FT-A	Pct	O-D	Tot	PF	A	TO	B S	Pts
1/8/05		9	1-1	1.000	0-0	.000	0-0	.000	0-1	1	2	0	1	0	2
1/31/05		9	2-2	1.000	0-0	.000	0-0	.000	1-0	1	1	0	0	0	4
2/20/06		6	0-1	.000	0-0	.000	0-0	.000	0-0	0	0	0	0	0	0
Totals	3/0	24-8.0	3-4	.750	0-0	.000	0-0	.000	1-1	2-0.7	3	0	1	0	6-2.0
Corey Coffield															
Date	Starts	Min	FG-A	Pct	3FG-A	Pct	FT-A	Pct	O-D	Tot	PF	A	TO	B S	Pts
1/24/04	*	31	10-13	.769	0-0	.000	4-7	.571	1-6	7	2	0	5	0	1
2/14/04	*	31	4-8	.500	0-0	.000	5-10	.500	4-9	13	1	0	3	0	2
1/8/05	*	27	1-8	.125	0-0	.000	6-6	1.000	2-3	5	1	0	5	0	0
1/31/05		16	1-7	.143	0-0	.000	2-2	1.000	2-0	2	4	0	5	0	0
2/20/06	*	13	4-6	.667	0-0	.000	0-0	.000	1-0	1	0	0	1	0	0
Totals	5/4	118-23.6	20-42	.476	0-0	.000	17-25	.680	10-18	28-5.6	8	0	19	0	3
Chris Darnell															
Date	Starts	Min	FG-A	Pct	3FG-A	Pct	FT-A	Pct	O-D	Tot	PF	A	TO	B S	Pts
2/20/06	*	17	0-4	.000	0-1	.000	2-2	1.000	1-3	4	0	1	2	1	1
Totals	1/1	17-17.0	0-4	.000	0-1	.000	2-2	1.000	1-3	4-4.0	0	1	2	1	2
Laimis Kisielius															
Date	Starts	Min	FG-A	Pct	3FG-A	Pct	FT-A	Pct	O-D	Tot	PF	A	TO	B S	Pts
1/8/05	*	21	1-5	.200	0-0	.000	6-6	1.000	2-1	3	2	2	4	0	0
1/31/05		23	5-10	.500	1-2	.500	3-6	.500	1-1	2	2	1	1	0	0
2/20/06		19	2-6	.333	0-1	.000	1-2	.500	0-1	1	3	1	2	0	0
Totals	3/1	63-21.0	8-21	.381	1-3	.333	10-14	.714	3-3	6-2.0	7	4	7	0	0
Nathan Mann															
Date	Starts	Min	FG-A	Pct	3FG-A	Pct	FT-A	Pct	O-D	Tot	PF	A	TO	B S	Pts
1/8/05		26	5-8	.625	3-5	.600	0-0	.000	0-2	2	0	2	1	0	0
1/31/05		22	2-4	.500	1-1	1.000	2-2	1.000	0-2	2	1	0	2	0	1
2/20/06		27	3-10	.300	2-5	.400	0-0	.000	1-2	3	2	3	0	0	0
Totals	3/0	75-25.0	10-22	.455	6-11	.545	2-2	1.000	1-6	7-2.3	3	5	3	0	1
Adam Payton															
Date	Starts	Min	FG-A	Pct	3FG-A	Pct	FT-A	Pct	O-D	Tot	PF	A	TO	B S	Pts
2/20/06	*	20	0-3	.000	0-0	.000	0-0	.000	1-0	1	0	2	4	0	0
Totals	1/1	20-20.0	0-3	.000	0-0	.000	0-0	.000	1-0	1-1.0	0	2	4	0	0
Alex Smith															
Date	Starts	Min	FG-A	Pct	3FG-A	Pct	FT-A	Pct	O-D	Tot	PF	A	TO	B S	Pts
2/20/06		8	0-0	.000	0-0	.000	0-0	.000	1-2	3	0	0	0	0	0
Totals	1/0	8-8.0	0-0	.000	0-0	.000	0-0	.000	1-2	3-3.0	0	0	0	0	0
Peter Stein															
Date	Starts	Min	FG-A	Pct	3FG-A	Pct	FT-A	Pct	O-D	Tot	PF	A	TO	B S	Pts
2/20/06		20	4-7	.571	0-1	.000	1-1	1.000	0-1	1	1	3	0	0	2
Totals	1/0	20-20.0	4-7	.571	0-1	.000	1-1	1.000	0-1	1-1.0	1	3	0	0	2
Chris Stratton															
Date	Starts	Min	FG-A	Pct	3FG-A	Pct	FT-A	Pct	O-D	Tot	PF	A	TO	B S	Pts
2/20/06		6	0-0	.000	0-0	.000	1-2	.500	0-1	1	0	0	1	1	1
1/31/05	*	18	0-0	.000	0-0	.000	0-0	.000	0-1	1	3	0	0	0	0
Totals	2/1	24-12.0	0-0	.000	0-0	.000	1-2	.500	0-2	2-1.0	3	0	1	1	1
Adam Trumbower															
Date	Starts	Min	FG-A	Pct	3FG-A	Pct	FT-A	Pct	O-D	Tot	PF	A	TO	B S	Pts
1/24/04	*	21	0-5	.000	0-2	.000	1-2	.500	0-0	0	2	3	1	0	1
2/14/04		9	0-0	.000	0-0	.000	0-0	.000	0-0	0	1	1	1	0	0
1/31/05	*	16	2-3	.667	1-2	.500	0-0	.000	0-0	0	0	2	2	0	1
2/20/06		6	0-0	.000	0-0	.000	0-0	.000	0-0	0	1	0	0	0	0
Totals	4/2	52-13.0	2-8	.250	1-4	.250	1-2	.500	0-0	0-0.0	4	6	4	0	2

SCOUTING HOFSTRA

Hofstra enters the contest with the Tribe at 13-5 overall and 6-1 in the CAA. The Pride has won seven of its last eight contest and 13 of its last 15. Hofstra defeated Towson, 79-74, on Jan. 18, after falling to Northeastern, 84-74, on Jan. 13. The Pride leads the CAA in 3-point field goal percentage (39.9 percent) and 3-point field goals made (8.1 per game), while rankings second in points per game at 71.8.

A trio of guards leads Hofstra in scoring. Preseason CAA Player of the Year Loren Stokes and Antoine Agudio top the squad at 20.2 per contest. Stokes also leads the team in rebounding at 5.7 per contest. Agudio is shooting 44.4 percent from 3-point range, while knocking down CAA high 3.5 treys per contest. Carlos Rivera rounds out the double-digit scorers for Hofstra at 10.7 per game. Rivera also tops the team in assists at 3.9 per contest. Pride reserve Zygis Sestokas tops the CAA in 3-point field goal percentage at 49.4.

Hofstra holds the all-times series edge over W&M, 8-2. The College will look to snap a six-game losing streak to the Pride. The College last tallied a victory in the series at Hofstra, 79-69, on Feb. 8, 2003. Last season, Hofstra tallied an 82-57 win in Williamsburg.

RECAPPING DELAWARE

The Tribe could not overcome a slow start, falling to George Mason, 76-63, at Kaplan Arena on Jan. 16. The Tribe showed resiliency after falling behind by 15 in the first half as it cut the deficit to four early in the second half, but could not get over the hump against a hot-shooting Patriot team.

Junior forward Laimis Kisielius led the Tribe with 17 points on 7-of-11 from the field. He also had six rebounds and four assists compared to just one turnover. Junior guard Nathan Mann finished with 13 points, including a 3-of-5 effort from 3-point range, while freshman guard David Schneider had 11 points and a team-high seven rebounds.

The two teams traded baskets over the opening two minutes of the game. Kisielius answered a Folarin Campbell 3-pointer with a trifecta, before sophomore Peter Stein knotted the game at 5-5 with a running hook along the right block. The Patriots continued their quick start, hitting six of their next eight shots on their way to 15 straight points, opening up a 20-5 lead with 12:43 remaining.

W&M would not go quietly and answered with 10 straight points. Senior forward Corey Cofield came off the Tribe bench to add five quick points. He scored on a conventional 3-point play in the post, before adding a pair of free throws to cut the deficit to 20-10 with 11:34 remaining. On the break, senior guard Adam Payton found a wide-open Kyle Carrabine in the corner to draw the Tribe within single digits, before a steal and bucket by Mann cut the GMU cushion to 20-15 midway through the opening half.

George Mason built its lead back to 14, following back-to-back 3-pointers from Jordan Carter and Dre Smith. The Tribe battled back once again, cutting the deficit to five, 37-32, after Payton connected on a pair of free throws with just over a minute remaining. Schneider had a big play during the stretch, knocking down a 3-pointer in front of the George Mason bench and drawing a foul in the process. He connected on the freebie for a four-point play with 5:54 remaining. The Patriots scored the final points of the half on a Will Thomas lay-up to take a 39-32 advantage into the locker room.

The Tribe drew to within four points on a pair of occasions in the opening three minutes of the second half. Mann connected on a trey from the right side less than 30 seconds into the second stanza. Following a pair of free throws for Mason, Kisielius made a nice move to the basket for a lay-up, making it 41-27 with 17:48 to play. After a defensive stop for the Tribe, the College narrowly missed cutting the deficit to a single point. Schneider's 3-point attempt from the left corner at the 17:09 mark rimmed out, and Carter scored in transition for the Patriots to push the lead back to six.

W&M once again drew within four on a Payton post move, but the Patriots answered with a decisive run. George Mason scored 16 of the game's next 19 points to push its advantage to the largest at 17, 59-42, with 9:53 remaining. The Tribe made a final push, but could get no closer than 10 points. Mann's third 3-point field goal with 1:50 to play, cut the deficit to 71-61, but Mason hit his final four free throw attempts to ice the contest.

MAKING SOME HISTORY

The Tribe has jumped out to a fast start in 2006-07, and in the process, has etched its name in the W&M annals. Here is a look at some of the winning accomplishments for the Tribe to date:

- W&M jumped out to a 10-4 start to the season, the best start for the College since going 11-3 during the 1997-98 season.
- It marks the 12th occasion in the 101-year history of W&M basketball that the Tribe has started the season 10-4 or better. The 2006-07 team is only the fifth team since 1950 to start the season 10-4 or better.
- The College won seven straight contests from Dec. 8-Jan. 8. It marked only the 17th winning streak of seven or more games in W&M history. The streak also was only the sixth of seven or more games since the 1950-51 campaign.
- The 2006-07 team became only the fourth team to win seven or more in a row as the 1982-83 and 1997-98 team both did it twice.
- W&M jumped out to only its fourth 3-1 start in the school's 22 years in the CAA. Only the 1994-95 (4-1) and 1997-98 (4-1) teams jumped out to better records in CAA play.

TALE OF THE TAPE

SERIES HISTORY..... Hofstra lead, 8-2
LAST MEETING . Hofstra won, 82-57 (2/20/06)

OVERALL STATS	W&M	HOFSTRA
Points Per Game	64.6	71.8
Opp. Points Per Game	64.2	67.7
Scoring Differential	+0.4	+4.1
Field Goal Percentage	.432	.445
Opp. Field Goal Percentage	.430	.433
3-Point Percentage	.320	.399
Opp. 3-Point Percentage	.307	.319
Free Throw Percentage	.692	.718
Opp. Free Throw Percentage	.692	.733
Rebounds Per Game	33.1	33.1
Off. Rebounds Per Game	10.5	11.2
Def. Rebounds Per Game	22.6	21.9
Opp. Rebounds Per Game	31.2	32.7
Opp. Off. Reb. Per Game	9.6	11.3
Opp. Def. Reb. Per Game	21.6	21.4
Rebound Differential	+1.9	+0.4
Assists Per Game	13.0	12.5
Opp. Assists Per Game	12.7	12.8
Turnovers per game	14.8	13.5
Opp. Turnovers per game	13.4	13.8
Blocks Per Game	1.6	2.7
Opp. Blocks Per Game	2.3	3.6
Steals Per Game	5.6	6.6
Opp. Steals Per Game	6.9	5.1
CONFERENCE STATS	W&M	HOFSTRA
Points Per Game	63.7	69.2
Opp. Points Per Game	68.1	62.2
Scoring Differential	-4.4	+7.2
Field Goal Percentage	.418	.435
Opp. Field Goal Percentage	.477	.394
3-Point Percentage	.303	.377
Opp. 3-Point Percentage	.368	.310
Free Throw Percentage	.770	.709
Opp. Free Throw Percentage	.774	.736
Rebounds Per Game	31.3	36.2
Off. Rebounds Per Game	9.6	11.2
Def. Rebounds Per Game	21.7	25.0
Opp. Reb. Per Game	27.4	33.0
Opp. Off. Reb. Per Game	5.4	9.7
Opp. Def. Reb. Per Game	22.0	23.3
Rebound Differential	+3.9	+3.2
Assists Per Game	12.9	11.3
Opp. Assists Per Game	14.4	11.7
Turnovers per game	12.3	12.7
Opp. Turnovers per game	11.1	13.7
Block Shots Per Game	0.6	2.7
Opp. Block Shots Per Game	1.6	3.0
Steals Per Game	4.9	6.8
Opp. Steals Per Game	6.1	5.2

TRIBE TRENDS

By MONTH...	06-07	SHAVER ERA
In November	1-3	9-9
In December	6-1	11-11
In January	3-3	8-28
In February	0-0	5-18
In March	0-0	1-3
RECORD IN...		
Decided by 5 pts or less	5-0	8-13
Decided by 5-10 pts	1-2	13-29
Decided by 11 or more pts	4-5	18-40
At night	8-5	27-47
During the day	2-2	5-19
Decided in OT	1-0	2-4
Televised	1-2	1-10
SCORING...		
Less than 60 points	2-1	3-29
60-69 points	4-5	7-25
70-79 points	4-1	7-12
80-89 points	0-0	11-2
90-99 points	0-0	5-1
100 or more points	0-0	0-0
ALLOWING...		
Less than 60 points	7-0	12-5
60-69 points	3-1	12-14
70-79 points	0-5	8-26
80-89 points	0-1	1-16
90-99 points	0-0	0-6
100 or more points	0-0	0-2
RECORD WHEN...		
Leading at the half	7-0	24-9
Trailing at the half	3-7	7-56
Tied at the half	0-0	1-3
Lead with 5 min. left	8-0	30-7
Trailing with 5 min. left	1-7	2-61
Tied with 5 min. left	1-0	1-1
Three in double digits	3-3	11-24
Four in double digits	2-1	10-7
Five in double digits	0-0	3-0
SHOOTING FROM THE FIELD...		
50 percent or better	3-0	13-0
between 40 and 50%	6-3	17-34
Less than 40%	1-4	3-35
Opp. shooting 50%	0-5	0-33
Opp. shoots 40-50%	5-0	19-27
Opp. shoots less than 40%	5-2	14-9
Better than opponent	8-2	29-8
Worse than opponent	2-5	3-57
Hits 8 or more 3-pt. FGs	4-4	11-12
More 3-pt. FG than opp.	5-3	13-15
Shoots 50% from 3-pt. FGs	0-0	6-4
SHOOTING FROM THE FREE THROW LINE...		
Makes More Than Opp.	7-0	28-25
Makes Less than Opp.	3-7	4-39
Shoots 70% or better	4-5	19-32
Opp. Shoots 70% or better	4-4	9-36
REBOUNDING...		
Outrebounding opp.	8-4	25-28
Outrebounded by opp.	2-3	6-35
Wins Offensive glass	5-4	15-42
Loses Offensive glass	4-3	16-26
Wins Defensive glass	9-1	30-23
Loses Defensive glass	1-5	3-38
TURNOVERS...		
Fewer Turnovers than opp.	4-2	14-17
More Turnovers than opp.	4-5	16-48
10 or fewer turnovers	1-1	2-4
more than 10 turnovers	9-6	31-65

MR. EVERYTHING

Senior guard Adam Payton has made his presence felt both on the court and in the locker room during his final season of college basketball. In the Tribe's 88-77 loss to VCU, it would be hard to argue that Payton was not the best player on the court. The Burlington, N.J., native kept the Tribe in the game with the Rams, scoring a career-high 26 points. He was 7-of-13 from the floor and 10-of-11 from the free throw line. Payton also pulled down a team-high five rebounds, while swiping a career-high tying four steals.

It is not the first time Payton has stepped to the forefront for the College, in fact it is becoming a common theme throughout the season. When the Tribe has needed a play down the stretch, it has needed to look no further than its 6-3 co-captain. Payton has come through in the clutch on numerous occasions this season, helping W&M to its best start in nearly a decade. Here is a look at what Payton has done with the game on the line:

- In a 13-point come-from-behind win over Cornell at the W&M Tip-Off Classic, Payton scored 10 points in the final five minutes of regulation and overtime. He also made a steal with 15 seconds left that led to the game-tying free throw, which he sank to send the game to extra time. On three consecutive possessions late in the game, Payton made two steals and pulled down an offensive rebound to spearhead the Tribe comeback. For his efforts, he won the Tip-Off Classic MVP honor.

- In the Tribe's 67-63 upset win at George Mason, Payton once again shined when it mattered most. In the second half, he scored 10 of his 12 points, including a clutch steal and fast-break lay up to give W&M its largest lead at 51-44. He also calmly stepped to the free throw line and sank the game clinching free throws with 20 seconds remaining.

- With W&M trailing 57-51 with 2:42 remaining against Northeastern, Payton helped lead the Tribe to a come-from-behind victory. The Tribe scored the game's final nine points with Payton adding the final four on free throws, including the game-winner with 22 seconds remaining.

KNOCKING FINAL FOUR FOES

The Tribe defeated 2006 NCAA Final Four participant George Mason, 67-63, on Jan. 3, marking the fifth time in school history that the College defeated a Final Four participant from the previous season. The Tribe also accomplished the feat with wins over N.C. State during the 1950-51 season, West Virginia during the 1959-60 season, North Carolina during the 1977-78 season and Virginia during the 1984-85 campaign. In total, W&M has played 17 contests against teams that advanced to the NCAA Final Four the previous season.

The victory for the 2006-07 version of the Tribe was the first to pull the trick on the road. The previous four wins all came in contests considered home games, while W&M downed the Patriots in Fairfax, Va. The win over George Mason was also the first over a Final Four participant since the NCAA Tournament field expanded to 64. The 1984 NCAA Tournament was the final event with a 48-team field. The Tribe's victories over N.C. State in 1951 and West Virginia in 1960 were both played in Norfolk, Va., but both were considered home games.

1950-51

W&M beat N.C. State, 88-78, in Norfolk, Va., on Feb. 3, 1951*
N.C. State went to the 1950 Final Four

1959-60

W&M beat West Virginia, 94-86, in Norfolk, Va., on Jan. 30, 1960*
West Virginia went to the 1959 Final Four

1977-78

W&M beat North Carolina, 78-75, in Williamsburg on Dec. 7, 1977
North Carolina went to the 1977 Final Four

1984-85

W&M beat Virginia, 54-53, in Williamsburg on Dec. 4, 1984
Virginia went to the 1984 Final Four

2006-07

W&M beat George Mason, 67-63, in Fairfax, Va. on Jan. 3, 2007

George Mason went to the 2006 Final Four

* - considered a home game despite being played in Norfolk, Va.

REBOUNDING WITH AUTHORITY

In each of the Tribe's last seven games, W&M has dominated the glass, outrebounded its opponent by an average of 7.4 per game. This season, the Tribe has outrebounded its opponent on 12 different occasions and is 8-4 in those contests.

Against George Mason on Jan. 3, the Tribe held a 36-24 advantage on the glass, including a 13-3 cushion on the offensive end. In fact, two W&M players, junior Laimis Kisielius and senior Adam Payton, single-handedly outrebounded the Patriots on the offensive end with four a piece. Payton finished with a career-high nine rebounds, while Kisielius had eight boards.

On Dec. 31 vs. Richmond, three different Tribe players pulled down eight rebounds as W&M owned a 40-26 advantage on the glass. Junior guard Nathan Mann, sophomore forward Peter Stein and Kisielius each had eight rebounds a piece in the victory.

On the year, W&M holds a positive rebounding advantage over its opponents at 1.9. While the cushion may not seem like much, the number is a bit skewed. In W&M's season-opener, Kansas State outrebounded the Tribe, 59-37. Since that contest, W&M holds more than a three-rebound advantage over its opponents, while limiting its foes to a measly 29.5 boards per game.

SCHNEIDER EARNS SECOND CAA ROOKIE OF THE WEEK HONOR

Freshman guard David Schneider continued his stellar rookie campaign, earning his second CAA Rookie of the Week honor on Jan. 8. Schneider garnered the accolade after averaging 11.5 points, 5.0 rebounds and 3.0 assists in the Tribe's victories over George Mason (Jan. 3) and Northeastern (Jan. 6). During the two-game stretch, he also connected on 42.9 percent (6-of-14) from 3-point range. Schneider garnered the award earlier this season following his collegiate debut at Kansas State.

In the Tribe's 67-63 win at George Mason, Schneider scored 10 points, pulled down two rebounds and dished out four assists. He made a huge play with 3:38 remaining in the second half. After the Patriots' had pulled even at 57, Schneider pulled down an offensive rebound and connected on a jumper just inside the 3-point arc on the left wing to give W&M a 59-57 lead, an advantage the Tribe would never relinquish. It marked the fifth time in school history that W&M defeated a team that went to the Final Four the previous season. It was the first such victory on the road.

The Phoenix, Ariz., native finished with 13 points and pulled down a team-high eight rebounds in W&M's come-from-behind victory over Northeastern. He equaled a career-high connecting on four 3-point field goals in the victory. With W&M trailing, 57-51, following a 10-1 Northeastern run, Schneider came down the floor and drilled a 3-pointer from the right wing to pull W&M within a single possession. He scored four of the Tribe's final nine points in the comeback.

GUARDS CRASHING THE BOARDS

The W&M guards have been a significant reason for the Tribe's success in the rebounding department this season. The College has outrebounded 12 opponents and holds a 1.9 rebounding margin over its opponents. On 15 occasions and in 12 of the Tribe's 17 games this season, a W&M guard has led the Tribe in rebounding. In fact, all three of the College's starting guards average over 3.8 rebounds per contest, led by senior Adam Payton, who tops the College at 4.1 boards per contest. In total, the Tribe receives nearly 15 rebounds a game from the guard position.

Junior Nathan Mann has led the Tribe in rebounding on five occasions, tied for tops on the team with Peter Stein. Payton has led W&M on four occasions, while freshman David Schneider has had the best mark on three occasions. Three of W&M's top single-game rebounding efforts this season have come from the guard position. Mann posted a season high nine boards against North Florida, while Schneider did the same against Kansas State and Payton pulled the trick at George Mason.

SCORING BREAKDOWN

CLASS	Pts	Pct.
Freshmen	186	16.9
Sophomore	213	19.4
Junior	415	37.8
Senior	285	25.9

SCORING	Pts	Pct.
Starters	703	64.0
Bench	396	36.0

POINTS IN THE PAINT	Pts	APG
W&M	420	24.7
Opponents	422	24.8

POINTS OFF TURNOVERS	Pts	APG
W&M	250	14.7
Opponents	275	16.2

BENCH SCORING	Pts	APG
W&M	396	23.3
Opponents	227	13.4

FT% LAST 5 MINUTES + OT	FTM-A	Pct.
W&M	86-112	.768
Opponents	72-99	.727

FG% LAST 5 MINUTES + OT	FGM-A	Pct.
W&M	58-125	.464
Opponents	60-132	.455

3FG% LAST 5 MINUTES + OT	3FGM-A	Pct.
W&M	13-39	.333
Opponents	14-51	.275

LEADING SCORERS

- 7 - Laimis Kisielius (18 vs. WC, 20 vs. JSU, 21 vs. CU, 19 vs. UMBC, 18 vs. HU, 12 at GSU, 17 vs. GMU)
- 6 - Adam Payton (15 at HC, 12 at Navy, 13 vs. UR, 15 vs. NU, 26 vs. VCU, 19 at UD)
- 2 - David Schneider (18 at KSU, 18 vs. TU), Nathan Mann (12 vs. UNF, 14 at GMU)
- 1 - Adam Trumbower (12 at Navy)

LEADING REBOUNDERS

- 5 - Peter Stein (6 vs. JSU, 4 vs. TU, 3 vs. HU, 8 vs. UR, 7 at GSU), Nathan Mann (6 at HC, 9 vs. UNF, 3 vs. HU, 8 vs. UR, 5 vs. VCU)
- 4 - Adam Payton (9 vs. WC, 4 vs. TU, 9 at GMU, 5 vs. VCU), Alex Smith (5 vs. UMBC, 3 vs. HU, 5 vs. VCU, 9 at UD), David Schneider (9 at KSU, 3 vs. HU, 8 vs. NU, 7 vs. GMU)
- 3 - Laimis Kisielius (6 vs. JSU, 6 vs. CU, 8 vs. UR)
- 2 - Adam Trumbower (6 at Navy, 4 vs. TU)
- 1 - Corey Cofield (6 at HC)

LEADING ASSISTS

- 7 - David Schneider (7 at KSU, 6 vs. WC, 5 vs. UNF, 3 vs. HU, 2 vs. NU, 4 at GSU, 3 vs. VCU)
- 5 - Laimis Kisielius (4 vs. TU, 3 vs. HU, 5 at GMU, 2 vs. NU, 3 at UD)
- 3 - Peter Stein (4 vs. JSU, 4 vs. TU, 4 at GSU), Nathan Mann (4 at HC, 8 vs. UR, 4 at GSU)
- 2 - Adam Trumbower (4 at Navy, 5 vs. CU), Adam Payton (4 vs. UMBC, 5 vs. GMU)
- 1 - Kyle Carrabine (2 vs. NU)

CAREER GAMES PLAYED/STARTED

	Games	Starts
Corey Cofield	97	65
Adam Payton †	97	40
Adam Trumbower	81	5
Nathan Mann	74	41
Laimis Kisielius	73	61
Alex Smith	44	5
Peter Stein	42	17
Kyle Carrabine	40	2
Chris Darnell	38	3
Chris Stratton	26	1
David Schneider	14	13
Steven Hess	11	0
Danny Sumner	11	1
Marcus Barnett	3	0

† includes 52 games and zero starts at Vanderbilt

MISCELLANEOUS STATS

W-L RECORDS OF STARTING LINEUPS

8-4 - Schneider, Mann, Payton, Kisielius, Stein - (W - vs. WC, vs. UNF, vs. UMBC, vs. HU, vs. UR, at GMU, vs. NU, at GSU - L - at KSU, vs. VCU, at UD, vs. GMU)

1-0 - Stein, Sumner, Cofield, Trumbower, Payton (W - vs. CU)

1-0 - Mann, Kisielius, Carrabine, Smith, Darnell - (W - vs. JSU) -

0-1 - Schnedier, Mann, Payton, Kisielius, Cofield - (L - at HC)

0-1 - Mann, Payton, Kisielius, Stein, Darnell - (L - at Navy)

0-1 - Trumbower, Mann, Carrabine, Kisielius, Smith - (L - vs. TU)

TOTAL DUNKS

24 - A. Payton (8), A. Smith (5), L. Kisielius (3), S. Hess (2), C. Darnell (2), D. Sumner (2), C. Cofield (1), P. Stein (1)

TOTAL 3-POINT PLAYS

19 - A. Smith (8), A. Payton (6), C. Cofield (2), K. Carrabine (1), C. Darnell (1), L. Kisielius (1), A. Trumbower (1)

TOTAL 4-POINT PLAYS

1 - D. Schneider (1)

TOTAL CHARGES TAKEN

15 - D. Schneider (5), A. Smith (4), P. Stein (2), A. Trumbower (1), C. Cofield (1), N. Mann (1), A. Payton (1)

W&M STARTING LINEUPS

GAME	GUARD	GUARD	GUARD	FORWARD	FORWARD
at KSU (11/11)	Schneider	Mann	Payton	Kisielius	Stein
Wagner (11/20)	Schneider	Mann	Payton	Kisielius	Stein
at HC (11/25)	Schneider	Mann	Payton	Kisielius	Cofield
at Navy (11/28)	Mann	Payton	Kisielius	Darnell	Stein
JSU (12/1)	Mann	Carrabine	Kisielius	Darnell	Smith
Cornell (12/2)	Trumbower	Payton	Sumner	Cofield	Stein
Towson (12/5)	Trumbower	Mann	Carrabine	Kisielius	Smith
NFU (12/8)	Schneider	Mann	Payton	Kisielius	Stein
UMBC (12/22)	Schneider	Mann	Payton	Kisielius	Stein
Hampton (12/28)	Schneider	Mann	Payton	Kisielius	Stein
Richmond (12/31)	Schneider	Mann	Payton	Kisielius	Stein
at GMU (1/3)	Schneider	Mann	Payton	Kisielius	Stein
NU (1/6)	Schneider	Mann	Payton	Kisielius	Stein
at GSU (1/8)	Schneider	Mann	Payton	Kisielius	Stein
VCU (1/10)	Schneider	Mann	Payton	Kisielius	Stein
at Del. (1/13)	Schneider	Mann	Payton	Kisielius	Stein
GMU (1/7)	Schneider	Mann	Payton	Kisielius	Stein
at Hofstra (1/20)					
at ODU (1/24)					
GSU (1/27)					
at VCU (1/29)					
JMU (1/31)					
UNCW (2/3)					
at JMU (2/7)					
at UNCW (2/10)					
Drexel (2/14)					
TBA (2/17)					
at Drexel (2/21)					
ODU (2/24)					

DEFENSIVE INTENSITY

One of the biggest reasons for the Tribe's success has been its play on the defensive end. W&M is allowing only 64.2 points per game this season, the lowest for the College since the 1997-98 season. The Tribe has limited seven opponents to less than 60 points this season, and is a perfect 7-0 in those contests. The College ranks second in the conference in 3-point field goal percentage defense (30.7 percent). The 3-point field goal percentage defense ranks 31st nationally according to kenpom.com.

Here are some examples of the Tribe's defensive success in 2006-07:

- The College held Richmond without a field goal for the final 15 minutes of the first half in a New Years Eve victory. The Spiders jumped out to a 12-8 led on the Tribe heading into the first media timeout. UR had connected on 6-of-7 from the field over the stretch. The College came out of the timeout with a renewed vigor and held Richmond without a field goal over the final 15 minutes of the first half. The Spiders could only muster a single free throw during the decisive stretch, while misfiring on all 12 of its attempts from the field and turning the ball over eight times.

- W&M held Richmond to only 13 first-half points, in opening up a 14-point advantage. The 13 first-half points were the fewest allowed by the Tribe since Jan. 24, 2001, when James Madison only put up 11 points in the opening stanza.

- On two occasions this season W&M has held its opponent below 45 points. The College held Georgia State nearly 25 points below its season scoring average in a 57-43 victory on Jan. 8. It marked the second time this season W&M held an opponent to less than 45 points. The Tribe held North Florida to 44 total points in a 17-point victory on Dec. 8. The last time W&M held two opponents below 45 points in a single season was during the 1983-84 season when W&M held James Madison to 44 points and East Carolina to 32 points.

- The 43 points scored by Georgia State against W&M was the lowest point total for a Tribe opponent during the Tony Shaver Era. The last time the College held an opponent to fewer than 43 points in a game was Jan. 31, 2001 when W&M held American to 42 points in a 51-42 victory.

ENDING STREAKS

The Tribe's victory at George Mason on Jan. 3 brought an end to a number of streaks. The win snapped an eight-game winning streak in the series for George Mason, and marked the first Tribe victory in Fairfax, Va., since the 1997-98 season. The Tribe also snapped George Mason's 14-game home conference winning streak that span nearly two years.

KISIELIUS THE GUNNER

Junior Laimis Kisielius is enjoying one of the best seasons in W&M history from beyond the 3-point arc. While he has yet to reach the 75-attempt minimum for eligibility into the single-season 3-point percentage rankings, Kisielius is well on way to etching his name into the Tribe record books. Kisielius has connected on 44.4 percent (24-of-54) from 3-point range. If that number holds true throughout the rest of the season, it would be the best single-season 3-point field goal percentage in school history, eclipsing the 44.1 percent Greg Burzell shot from beyond the arc in 1988.

W&M SINGLE-SEASON 3-POINT FIELD GOAL PERCENTAGE

(minimum 75 Attempts)

Player	Year	3PM-3PA	Pct.
1. Laimis Kisielius	2007	24-54	.444
2. Greg Burzell	1988	75-170	.441
3. Brendan Connor	1992	34-78	.436
4. Bobby Fitzgibbons	1996	57-131	.435
5. Jim Moran	1999	44-106	.415

W&M VS. OPPONENTS

Below is a game-by-game breakdown of how W&M has fared against its opponents in the following categories: Free Throws, Bench Points, Points in the Paint, Second Chance Points and Fast Break Points. W&M stats shown first followed by opponents stats.

GAME	FT	BENCH	PAINT	OFF TO	2ND CHANCE	FB
at KSU (11/11)	10-16	12-13	20-28	9-19	11-28	7-15
Wagner (11/20)	6-11	40-23	40-10	27-10	11-5	9-2
at HC (11/25)	8-17	8-19	30-32	18-15	14-21	2-6
at Navy (11/28)	15-16	36-19	26-30	16-30	14-3	6-16
JSU (12/1)	17-3	27-6	20-36	16-27	12-10	2-8
Cornell (12/2)	16-9	50-9	24-28	17-10	11-4	0-4
Towson (12/5)	14-16	42-18	18-28	19-10	2-8	4-7
NFU (12/8)	16-3	13-6	28-20	14-6	3-4	4-2
UMBC (12/22)	21-13	24-20	20-22	18-8	5-6	6-4
Hampton (12/28)	21-19	17-9	22-18	25-32	10-15	2-2
Richmond (12/31)	14-5	21-13	20-26	7-14	18-16	0-4
at GMU (1/3)	12-13	18-7	30-26	7-17	16-2	4-2
NU (1/6)	14-11	12-10	14-16	9-12	3-6	0-0
at GSU (1/8)	3-7	19-9	24-22	14-7	10-7	0-4
VCU (1/10)	27-31	20-27	26-32	18-28	15-16	6-4
at Del. (1/13)	16-19	27-5	34-14	10-14	16-7	6-4
GMU (1/16)	8-9	10-14	24-32	6-16	5-2	5-4
at Hofstra (1/20)						
at ODU (1/24)						
GSU (1/27)						
at VCU (1/29)						
JMU (1/31)						
UNCW (2/3)						
at JMU (2/7)						
at UNCW (2/10)						
Drexel (2/14)						
TBA (2/17)						
at Drexel (2/21)						
ODU (2/24)						
Totals	238-218	396-227	420-422	250-275	176-170	63-88

W&M OPPONENT RATINGS

TEAM	COLLEGE RPI.COM	SAGARIN RATINGS
William & Mary	211	207
Kansas State	56	57
Wagner	295	298
Holy Cross	70	104
Navy	205	203
Jacksonville State	329	320
Cornell	215	223
Towson	136	178
North Florida	332	335
UMBC	213	251
Hampton	255	259
Richmond	274	266
George Mason	93	86
Northeastern	188	210
Georgia State	212	217
VCU	79	61
Delaware	276	291
Hofstra	73	97
Old Dominion	88	88
James Madison	304	297
UNC Wilmington	248	218
Drexel	32	63

TEAM	POMERY RATING	REALTIME RPI POWER RATING
William & Mary	180	173
Kansas State	71	68
Wagner	287	295
Holy Cross	107	77
Navy	222	191
Jacksonville State	292	331
Cornell	197	198
Towson	181	148
North Florida	335	335
UMBC	256	243
Hampton	269	254
Richmond	218	258
George Mason	72	105
Northeastern	188	201
Georgia State	229	216
VCU	67	58
Delaware	279	288
Hofstra	113	93
Old Dominion	68	76
James Madison	259	280
UNC Wilmington	206	255
Drexel	70	44

* - as of Jan. 18

MID-MAJOR POLL

CollegeInsider.com Mid-Major Top 25 Jan. 15, 2007

1. Butler (26)	15-2	761	1
2. Southern Illinois	13-4	696	3
3. Winthrop	13-4	692	6
4. Davidson	15-3	655	8
5. Gonzaga (1)	12-3	642	7
6. Creighton (1)	11-5	572	15
7. VCU (1)	14-3	562	13
8. Northern Iowa (2)	13-4	559	2
9. Missouri State	13-4	536	5
10. Drexel	12-4	532	4
11. Western Kentucky	14-5	408	12
12. Old Dominion	12-5	362	10
13. Marist	12-4	341	14
14. Appalachian State	12-4	326	9
15. Akron	11-4	319	18
16. Cal State Fullerton	13-3	308	20
17. Wichita State	11-6	307	11
18. Hofstra	12-5	270	17
19. Texas A&M CC	12-4	131	NR
20. Santa Clara	11-6	128	19
21. Bradley	13-6	97	NR
22. Ohio	11-5	94	21
23. Oral Roberts	11-7	84	NR
24. Holy Cross	12-6	83	NR
25. Vermont	12-5	81	NR

Receiving Votes: Stephen F. Austin 76, Sam Houston State 71, Loyola-Chicago 70, Long Beach State 65, UC Santa Barbara 62, Indiana State 51, Penn 42, Belmont 28, San Diego 25, College of Charleston 7, Bucknell 5, High Point 5, Siena 5, Utah Valley State 4, Wright State 4, Loyola-Maryland 3, South Alabama 3, Albany 1, George Mason 1, Idaho State 1.

W&M OPPONENT RECORDS

OPPONENT	06-07 RECORD	05-06 RECORD
Kansas State	12-6	15-13
Wagner	5-11	13-14
Holy Cross	13-6	20-12
Navy	11-8	10-18
Jacksonville State	4-14	16-13
Cornell	7-8	13-15
Towson	8-10	12-16
North Florida	2-16	6-22
UMBC	7-12	10-19
Hampton	6-10	16-16
Richmond	5-12	13-17
George Mason	10-7	28-7
Northeastern	5-13	19-11
Georgia State	7-10	7-22
VCU	15-3	19-10
Delaware	3-15	9-21
Hofstra	13-5	26-7
Old Dominion	12-6	24-10
James Madison	5-12	5-23
UNC Wilmington	4-12	25-8
Drexel	13-4	15-16
Combined	166-198	372-310

* - Through Jan. 18

COMEBACK KIDS

W&M overcame halftime deficits in back-to-back games in January, marking the first time in 16 years the Tribe has accomplished the feat. At George Mason on Jan. 3, the Tribe trailed 33-31 at the break, before leading the majority of the second half on it way to a 67-63 win over the 2006 Final Four participant. On Jan. 6, W&M once again trailed at the half, 27-26, to Northeastern, before rallying to score the game's final nine points and record a 60-57 victory.

The last time W&M tallied back-to-back wins when rallying from a halftime deficit was during the 1990-91 season. On Nov. 27, 1990, W&M trailed Davidson, 28-27, on the road, but notched a one-point, 59-58, victory. Two days later, Army led W&M, 34-33, at the break, but the College picked up a 73-71 win with a second-half surge.

BENCH SCORING

W&M head coach Tony Shaver felt that his 2006-07 Tribe team would be the deepest he has had in his four seasons at the helm. The Tribe's play off the bench this season has echoed Shaver's sentiments.

This season, the College has averaged 23.3 points per game from its reserves, outscoring its opponents by an average of 10 points off the bench. The Tribe has outscored its opponents off the bench on 13 occasions and is 10-3 in those contests. Sophomore forward Alex Smith leads the way, topping the Tribe off the bench on eight occasions.

On four occasions this season the Tribe bench has outscored the starters. In Tribe contests with Wagner, Cornell and Towson, the W&M bench scored over 40 points. In the 24-point win over the Seahawks, the bench held a 40-37 advantage over the starters, while the reserves scored 50 points, led by the 21 from junior Laimis Kisielius against Cornell. The Tribe held a 42-18 scoring advantage over Towson on Dec. 5.

The 40-plus point efforts off the bench against Wagner, Cornell and Towson marked the third, fourth and fifth times under head coach Tony Shaver that W&M scored 40 or more points off the bench. In each of the last two seasons, the Tribe accomplished the feat. Last season, the College tallied 42 points off the bench in the season-opening victory over Maine. On Dec. 1, 2004, the W&M subs scored 42 points in a victory over Longwood. The 50 points off the bench against Cornell were the most under Shaver.

LEAD-DEFICIT COMPARISON

OPPONENT	LARGEST LEAD	LARGEST DEFICIT	RESULT
at Kansas State	11 - (1st - 11:13)	14 - (2nd - 1:41)	L, 60-70
Wagner	27 - (2nd - 3:21)	Never	W, 77-53
at Holy Cross	None	13 (1st - 10:30)	L, 57-66
at Navy	None	25 - (2nd - 3:43)	L, 63-79
Jacksonville State	10 - (2nd - 5:02)	3 - (2nd - 11:06)	W, 59-56
Cornell	5 - (OT - 0:01)	13 - (2nd - 5:00)	W, 73-68 (OT)
Towson	2 - (1st - 18:31)	17 - (2nd - 19:20)	L, 60-73
North Florida	20 - (2nd - 0:38)	1 - (2nd - 14:16)	W, 61-44
UMBC	19 - (1st - 1:23)	1 - (1st - 19:27)	W, 70-58
Hampton	15 - (2nd - 3:42)	3 - (1st - 2:15)	W, 72-67
Richmond	17 - (2nd - 6:34)	5 - (1st - 16:54)	W, 61-53
at George Mason	7 - (2nd - 9:57)	7 - (1st - 14:06)	W, 67-63
Northeastern	7 - (2nd - 18:25)	7 - (1st - 16:10)	W, 60-57
at Georgia State	19 - (2nd - 1:34)	3 - (1st - 18:55)	W, 57-43
VCU	6 - (1st - 15:50)	14 - (2nd - 19:23)	L, 77-88
at Delaware	1 - (1st - 17:36)	22 - (2nd - 6:45)	L, 62-77
George Mason	None	17 (2nd - 4:17)	L, 63-76
at Hofstra			
at Old Dominion			
Georgia State			
at VCU			
James Madison			
UNC Wilmington			
at James Madison			
at UNC Wilmington			
Drexel			
ESPN BracketBusters			
at Drexel			
Old Dominion			

Leading W&M Bench Scorers

Date	Opponent	Leading Scorer	Total W&M Bench Scoring
11/11	at Kansas State	Cofield (4)	12
11/20	Wagner	Sumner (12)	40
11/25	at Holy Cross	Smith (3) Stein (3)	8
11/28	at Navy	Trumbower (12)	36
12/1	JSU	Payton (18)	27
12/2	Cornell	Kisielius (21)	50
12/5	Towson	Schneider (18)	42
12/8	North Florida	Carrabine (5)	13
12/22	UMBC	Smith (9)	24
12/28	Hampton	Smith (8)	17
12/31	Richmond	Smith (12)	21
1/3	at George Mason	Smith (11)	18
1/6	Northeastern	Carrabine (6)	12
1/8	at Georgia State	Smith (7)	19
1/10	VCU	Smith (12)	20
1/13	at Delaware	Smith (16)	27
1/16	George Mason	Cofield (7)	10

HOME SWEET HOME

Three of the Tribe's first four games during the 2006-07 season were on the road, but W&M made a triumphant return home. The College won six games during a seven-game December home stand, while also claiming the W&M Tip-Off Classic in the process. The seven-game home stand was the longest for the College since a similar seven-game stretch to end the 1980-81 regular season.

The Tribe is 8-2 at Kaplan Arena this season. During head coach Tony Shaver's four seasons at the helm, the Tribe is 16-3 against non-conference foes at Kaplan Arena. The College has a 24-26 overall record in Williamsburg during Shaver's tenure.

STARTERS-BENCH COMPARISON

OPPONENT	TOTAL	POINTS	REBOUNDS
	POINTS-REBOUNDS	STARTERS-BENCH	STARTERS-BENCH
at Kansas State	60-37	48-12	21-10
Wagner	77-42	37-40	15-25
at Holy Cross	57-32	49-8	21-7
at Navy	63-30	27-36	13-14
Jacksonville State	59-47	32-27	21-21
Cornell	73-33	23-50	12-14
Towson	60-26	18-42	8-16
North Florida	61-35	48-13	21-6
UMBC	70-23	46-24	10-9
Hampton	72-25	55-17	12-8
Richmond	61-40	40-21	31-9
at George Mason	67-36	49-18	22-12
Northeastern	60-35	48-12	20-9
at Georgia State	57-34	38-19	26-4
VCU	77-27	57-20	17-7
at Delaware	62-32	35-27	17-11
George Mason	63-29	53-10	22-6
at Hofstra			
at Old Dominion			
Georgia State			
at VCU			
James Madison			
UNC Wilmington			
at James Madison			
at UNC Wilmington			
Drexel			
ESPN BracketBusters			
at Drexel			
Old Dominion			

TRIBE BY THE NUMBERS

- 2** Number of CAA Rookie of the Week awards won by freshman guard David Schneider
- 4** Number of W&M TV games at home in 2006-07
- 7** Number of non-conference wins the Tribe has in 2006-07, the most since it had eight in 1992-93
- 8** Number of times Alex Smith has led W&M in bench scoring, including a career-high 16 at Delaware on Jan. 13
- 13** W&M overcame a 13-point deficit in the final five minutes against Cornell, before winning in overtime
- 26** Career-high point total scored by senior guard Adam Payton vs. VCU on Jan. 10.
- 50** Points the W&M bench scored in an overtime victory over Cornell
- 110** Number of career 3-pointers by junior guard Nathan Mann
- .307** 3-point field goal percentage Tribe opponents are shooting in 2006-07, which ranks second in the CAA
- 544** Number of career rebounds for Corey Cofield which ranks 19th in school history
- .826** Free throw percentage of Adam Payton, the fourth-best mark in the CAA
- 1,042** Number of All-time victories at W&M
- 4,675** Number of miles from Vilnius, Lithuania (home of Laimis Kisielius) to Williamsburg, Va.

CAA

	CAA		Overall	
	W-L	Pct.	W-L	Pct.
VCU	7-0	1.000	15-3	.833
Hofstra	5-1	.833	12-5	.706
Drexel	5-2	.714	13-4	.765
Old Dominion	5-2	.714	12-6	.667
George Mason	4-3	.571	10-7	.588
William and Mary 3-4	.429	10-7	.588	
Georgia State	3-4	.429	7-10	.412
Northeastern	3-4	.429	5-13	.278
Towson	2-4	.333	8-9	.471
James Madison	2-5	.286	5-12	.294
UNC Wilmington	1-6	.143	4-12	.250
Delaware	1-6	.143	3-15	.167

CAA SCHEDULE/RESULTS

Jan. 8

- *W&M def. Georgia State, 57-43
- *Towson def. Delaware, 75-68
- *Drexel def. JMU, 65-54
- *George Mason def. UNCW, 55-34
- *Hofstra def. ODU, 70-58
- *VCU def. Northeastern, 64-44

Jan. 10

- *ODU def. Delaware, 83-48
- *Northeastern def. Georgia State, 84-69
- *UNCW def. JMU, 80-66
- *VCU def. W&M, 88-77

Jan. 11

- *George Mason def. Towson, 73-44
- *Hofstra def. Drexel, 55-53 (OT)

Jan. 13

- *Northeastern def. Hofstra, 84-74
- *Georgia State def. UNCW, 59-54
- *George Mason def. JMU, 73-52
- *ODU def. Drexel, 84-57
- *Delaware def. W&M, 77-62
- *VCU def. Towson, 85-77

Jan. 15

- Towson def. Loyola (Md.), 70-62

Jan. 16

- *George Mason def. W&M, 76-63

Jan. 17

- *Georgia State def. Delaware, 61-44
- *JMU def. ODU, 72-65
- *Drexel def. Northeastern, 67-41
- *VCU def. UNCW, 74-65

Jan. 18

- *Towson at Hofstra 7:30 pm

Jan. 20

- *Drexel at Delaware 12:00 pm
- *JMU at Georgia State 2:00 pm
- *UNCW at Towson 3:30 pm
- *Northeastern at George Mason 4:00 pm
- *W&M at Hofstra 4:00 pm
- *ODU at VCU 5:30 pm

Jan. 24

- *Delaware at Towson 7:00 pm
- *Drexel at UNCW 7:00 pm
- *VCU at George Mason 7:00 pm
- *Hofstra at Georgia State 7:00 pm
- *JMU at Northeastern 7:00 pm
- *W&M at ODU 7:00 pm

GETTING TO THE FREE THROW LINE

When the Tribe gets to the free throw line 20 or more times, there is a good chance the contest will end in a victory. This season, W&M has had 20 or more attempts from the charity stripe on nine occasions and is 6-3 in those contests. Over the last three seasons, the College is 22-16 (.579) when attempting 20 or more from the free throw line.

DIFFERENCE AT THE CHARITY STRIPE

W&M has been productive from the free throw line in late game situations. While the Tribe is shooting 69.2 percent from the charity stripe on the year, the number jumps significantly late in the game. With five minutes or less remaining in a contest, the College has shot 76.8 percent from the line. Below is a player-by-player breakdown of how W&M has fared at the foul line with five minutes or less remaining in the game and in overtime:

Player	FT	FT%
Corey Cofield	2-2	1.000
Adam Trumbower	9-of-10	.900
Nathan Mann	6-of-7	.857
Alex Smith	5-of-6	.833
Adam Payton	22-of-27	.815
Laimis Kisielius	22-of-27	.815
David Schneider	14-of-21	.667
Danny Sumner	2-of-3	.667
Kyle Carrabine	1-of-2	.500
Steven Hess	1-of-2	.500
Peter Stein	1-of-4	.250
Marcus Barnett	0-of-1	.000
Total	86-of-112	.768

50 PERCENT EQUALS VICTORIES

The Tribe has been flawless under head coach Tony Shaver when it hits on 50 percent or better from the floor. W&M has notched a trio of victories this season when shooting over 50 percent from the floor. It marked the 11th, 12th and 13th times in Shaver's four years at the helm that W&M shot 50 percent or better from the field. In all 13 of those contests, W&M has walked away with a victory. Here is a look at the Tribe's 50 percent or better shooting from the field under Shaver:

Date	Team	Result	Percentage (FGM-FGA)
12/28/06	Hampton	W, 72-67	.512 (21-41)
12/22/06	UMBC	W, 70-58	.500 (21-42)
11/20/06	Wagner	W, 77-53	.500 (32-64)
2/4/06	Georgia State	W, 90-73	.633 (31-49)
1/28/06	James Madison	W, 86-68	.518 (29-56)
12/21/05	UNC Greensboro	W, 83-73	.536 (30-56)
11/26/05	Campbell	W, 93-79	.589 (33-56)
1/26/05	Towson	W, 83-65	.521 (25-48)
12/1/04	Longwood	W, 90-60	.500 (30-60)
1/28/04	at James Madison	W, 99-86	.600 (33-55)
1/26/04	Old Dominion	W, 86-77	.545 (30-55)
12/30/03	Campbell	W, 82-67	.500 (29-58)
11/23/03	Liberty	W, 91-64	.540 (34-63)

BACK-TO-BACK 50 PERCENT SHOOTING EFFORTS

The Tribe connected on 51.2 percent (21-of-41) from the field in its victory over Hampton, including a sizzling 60 percent (12-of-20) in the second half. It marked the second-straight contest that W&M shot 50 percent or better from the floor. The College connected on 50 percent (21-of-42) from the floor in a victory over UMBC on Dec. 22.

The last time the Tribe had back-to-back games of 50 percent or better from the field was during Shaver's first season at the helm in 2003-04. The College connected on 54.5 percent from the field against Old Dominion on Jan. 26, 2004, before hitting on 60 percent of its attempts two days later versus James Madison.

The College narrowly missed making it three straight contests shooting 50 percent

or better. W&M connected on 47.6 percent (20-of-42) in its New Years Eve victory over Richmond.

SIZZLING FROM THE CHARITY STRIPE

The Tribe took advantage of its opportunities at the free throw line against UMBC, shooting a sizzling 95.5 percent. W&M connected on 21-of-22 from the charity stripe, including 14-of-15 in the second half and 9-of-10 in the final five minutes of play.

The 95.5 percent was nearly 20 percentage points better than W&M's season high from the line, which came against Towson (77.8 percent). The 21 free throws made also marked a season-best. The 95.5 percent was the best free throw percent for the College since going a perfect 13-of-13 against Drexel on Feb. 7, 2004.

STIFLING DEFENSE

The Tribe held each of its first three opponents below 37 percent shooting from the floor. The College held Kansas State to 30 percent (24-of-80) shooting. W&M followed that performance by holding Wagner to 32.7 percent (17-of-52) and Holy Cross to 36.7 percent (22-of-60). It marks the best defensive three-game stretch for the Tribe since the 1999-2000 season. The Tribe held The Citadel (32 percent (16-of-50) on Dec. 2), UNC Wilmington (35.5 percent (18-of-53) on Dec. 6) and American (31.8 percent (14-of-44) on Dec. 9) below the mark during the campaign.

W&M has also kept its opponents at bay from beyond the 3-point arc. Kansas State shot only 20.7 percent (6-of-29) from 3-point range, while Wagner was 8-of-31 from downtown for a 25.8 percent shooting clip. Holy Cross hit on only 5-of-25 attempts from 3-point range for a 20 percent average. It marked the first time W&M held three straight opponents to less than 26 percent shooting from 3-point range since the 2001-02 season. During that stretch, W&M held Towson (7.7 percent (1-of-13) on Feb. 2), James Madison (13.3 percent (2-of-15) on Feb. 4) and Hampton (18.8 percent (3-of-16) on Feb. 6) below 20 percent from 3-point range.

TIP-OFF COMEBACK

The Tribe overcame a 13-point deficit with five minutes remaining to defeat Cornell in the championship game of the W&M Tip-Off Classic. It marked the first time the Tribe overcame a deficit when trailing at the five-minute mark of the second half since Feb. 11, 2006. In that contest, W&M trailed James Madison 66-58 before scoring 13 of the final 17 points of the game to tally the victory.

The contest against James Madison was also the last time W&M overcame a double-digit deficit to claim a victory. The Tribe trailed the Dukes, 61-50, with 9:07 left in the second half. In the final five minutes against Cornell, the Tribe outscored the Big Red, 16-3. W&M held its opponent to 0-of-2 from the floor and forced six turnovers.

W&M overcame its fourth double-digit deficit under head coach Tony Shaver. The Tribe also trailed Radford by 11, 25-14, in the first half of the 2004 W&M Tip-Off Classic, before storming back for an 81-76 win. In Shaver's first season, the College trailed UNC Wilmington by 13, 24-11, in the first half, before rallying for a 67-66 overtime victory.

TONY SHAVER - A HALL OF FAMER

In each of his previous two stops before taking over the Tribe program, head coach Tony Shaver has enjoyed great success and been inducted into the Hall of Fame at each school. In 2004, Shaver was inducted into the Hampden-Sydney College Hall of Fame after coaching the Tiger program to eight ODAC Championships, 11 NCAA Tournament appearances and two Final Fours. He had 358 career victories and a .747 winning percentage at Hampden-Sydney. On Nov. 11, 2005, Shaver was inducted into the Episcopal High School (Alexandria, Va.) Hall of Fame. He coached at the school for 10 seasons (1977-86), winning 73 percent of his games and two IAC championships. After the 1986 season, he was named the Virginia State Private School Coach of the Year and his team was ranked first in Northern Virginia by the *Alexandria Gazette*.

TIP-OFF COMEBACK

The Tribe overcame a 13-point deficit with five minutes remaining to defeat Cornell in the championship game of the W&M Tip-Off Classic. It marked the first time the Tribe overcame a deficit when trailing at the five-minute mark of the second half since Feb. 11, 2006. In that contest, W&M trailed James Madison 66-58 before scoring 13 of the final 17 points of the game to tally the victory.

TRIBE IN THE CAA RANKINGS

as of Jan. 18

TEAM (W&M TOP 6 ONLY)

Scoring Defense
5. W&M..... 64.2

Scoring Margin
6. W&M..... +0.5

3-Point Field Goal Pct. Defense
2. W&M..... .307

Rebounding Defense
3. W&M..... 31.2

Rebounding Margin
3. W&M..... +1.9

Assists
6. W&M..... 13.00

Defensive Rebounds
6. W&M..... 22.65

3-Point Field Goals Made
5. W&M..... 6.65

INDIVIDUAL

Points
T17. Adam Payton 12.4

Assists
T10. David Schneider 3.00

Free Throw Pct.
T4. Adam Payton826
10. Laimis Kisielius743

Steals
T6. Adam Payton 1.59

3-Point Field Goal Pct.
12. David Schneider358

3-Point Field Goals Made
9. David Schneider 2.07

Assist/Turnover Ratio
10. David Schneider 1.40

W&M INDIVIDUAL SUPERLATIVES

	06-07	CAREER
DOUBLE-DIGIT SCORING GAMES		
Corey Cofield	0	53
Laimis Kisielius	10	31
Nathan Mann	7	26
Adam Payton	12	17
David Schneider	8	8
Alex Smith	4	5
Peter Stein	1	4
Kyle Carrabine	1	1
Danny Sumner	1	1
Adam Trumbower	1	1
Marcus Barnett	0	0
Chris Darnell	0	0
Steven Hess	0	0
Chris Stratton	0	0
20-POINT GAMES		
Corey Cofield	0	12
Laimis Kisielius	2	3
Nathan Mann	0	2
Adam Payton	1	2
10-REBOUND GAMES		
Corey Cofield	0	13
5-ASSIST GAMES		
Nathan Mann	0	5
David Schneider	3	3
Laimis Kisielius	1	3
Adam Trumbower	1	2
Adam Payton	1	2
DOUBLE-DOUBLES		
Corey Cofield	0	12

CAREER DOUBLE-DOUBLES

COREY COFIELD (12)

21 pts, 11 reb. at Delaware (1/21/04)
 15 pts, 10 reb. vs. Old Dominion (1/26/04)
 25 pts, 10 reb. vs. JMU (2/4/04)
 18 pts, 13 reb. at Drexel (2/7/04)
 13 pts, 13 reb. vs. Hofstra (2/14/04)
 18 pts, 11 reb. vs. Towson (2/18/04)
 24 pts, 10 reb. vs. Radford (11/20/04)
 22 pts, 12 reb. vs. VCU (1/22/05)
 21 pts, 11 reb. at UNC Wilmington (2/9/05)
 11 pts, 13 reb. at Towson (2/26/05)
 15 pts, 11 reb. vs. JMU (CAA) (3/4/05)
 19 pts, 11 reb. at Northeastern (2/2/06)

The contest against James Madison was also the last time W&M overcame a double-digit deficit to claim a victory. The Tribe trailed the Dukes, 61-50, with 9:07 left in the second half. In the final five minutes against Cornell, the Tribe outscored the Big Red, 16-3. W&M held its opponent to 0-of-2 from the floor and forced six turnovers.

W&M overcame its fourth double-digit deficit under head coach Tony Shaver. The Tribe also trailed Radford by 11, 25-14, in the first half of the 2004 W&M Tip-Off Classic, before storming back for an 81-76 win. In Shaver's first season, the College trailed UNC Wilmington by 13, 24-11, in the first half, before rallying for a 67-66 overtime victory.

FORMER TRIBE STANDOUT NAMED TO START BUDESLEGA ALL-STAR GAME

Former William and Mary men's basketball standout Adam Hess was voted a starter for the North squad at the Budesliga All-Star game in Germany. Playing for the Artland Dragons of Quackenbrueck in Germany's top professional basketball league, Hess received the second most votes overall and the most on the North side. He received 29 percent of more than 40,000 votes cast. Robert Garrett of Brose Baskets Bamberg was the only player to receive a higher percentage at 37 percent as a shooting guard for the South squad. The Budesliga All-Star game is slated for Jan. 29 and will be broadcast live to a national television audience in Germany.

Hess is enjoying an impressive season for Artland, which sits in fourth place in the 18-team Budesliga at 10-5. The Gross Pointe, Mich., native leads the Budesliga in scoring at 20.7 points per game, while ranking fifth in efficiency rating (249) and sixth in efficiency rating per game (16.6). Hess has scored in double figures in 13 of 15 games for Artland, including 10 games of 20 or more points. He scored a season-high 33 on 11-of-18 from the floor, including five 3-point field goals against BG Karlsruhe on Nov. 4.

TRIBE IN 2007 ESPN BRACKETBUSTERS

All 12 CAA teams, including the Tribe, will take part in the 2007 ESPN BracketBusters, Feb. 16-17. A total of 102 teams from 16 conferences will take part in the fifth-year event. The two-day, 51-game event will have five games televised on the ESPN networks.

The Tribe will be on the road for the event, having already been designated as an away squad. The actual pairings will not take place until three weeks prior to the event (Monday, Jan. 29) and are based on regular-season performance. As part of the agreement, all home squads will play a "return" game at their opponent's facility next season.

Eight CAA teams participated in BracketBusters last year and the league posted a sparkling 6-2 record. The conference gained national attention by winning all three of its nationally-televised contests as VCU edged Albany, 70-67, Old Dominion rolled past Marist, 84-71 and George Mason shocked Wichita State, 70-67, in one of the premier match-ups in the event. The CAA is a perfect 4-0 in televised BracketBusters games with Drexel having posted a 74-70 win at Ball State in 2005.

W&M PLAYERS IN THE PROS

Five former W&M players are currently playing professionally overseas, including three who graduated within the last three years. All five are playing in their country's top division of professional basketball.

TODD CAUTHORN

Sheffield Sharks (England - BBL)

Scored eight points and pulled down two rebounds in an 84-83 loss on Jan. 1 to the Guildford Heat ... Ranks among the league leaders in blocked shots (seventh at 0.77 per game), free throw shooting (seventh at 83.3 percent), 3-point field goal percentage (ninth at 40 percent) and field goal percentage (14th at 51.1 percent) ... Averaging 10.3 points and 4.2 rebounds per game for the Sheffield Sharks as of Dec. 19 ... In total, has played 11 years in Europe.

ZEB COPE

Entente Orleans 45 (France - LNB)

Scored 10 points on 3-of-5 shooting to go along with five rebounds in a 67-61 win over Clermont on Dec. 16 ... Tallied a team and season-high 18 points in a 89-79 loss to Le Havre on Dec. 9 ... Orleans has won seven of its last eight games and is tied for fourth in the LNA with 24 points and a 9-6 record ... Averaging 9.3 points and 5.3 rebounds per game ... Helped Boncourt from the top division in Switzerland advance to the finals of the LNA Championship in 2005-06, after the team claimed the Swiss regular season crown with an 18-4 record ... Ranked fifth in the LNA with 9.8 rebounds per game last season.

ADAM HESS

Artland Dragons of Quackenbrueck (Germany - BBL)

Voted the starter at forward for the North squad in the Bundesliga All-Star Game ... Leads the German Bundesliga in scoring as the only player averaging over 20 points per game at 20.7 ... Ranks fifth in league in overall efficiency at 249 and sixth in efficiency per game at 16.6 ... Averaging 5.3 rebounds per game, which ranks third on the team ... Artland is fourth in the 18-team Bundesliga at 10-5 ... Scored 20 points and pulled down six rebounds in a 76-70 victory over RheinEnergie Koln on Dec. 29 ... Played for the Phoenix Suns during the Toshiba Las Vegas Summer League, and averaged 18.2 minutes, 8.8 points, 2.6 rebounds and one assist, while shooting 64 percent from the field ... Played two seasons with BK Nymburk in the NBL, the top division in the Czech Republic, helping the team to back-to-back league titles ... Named to the Czech league's All-Imports list and second-team all-league after ranking fourth in the NBL in the value index ratings in 2005-06.

JIM MORAN

Gran Canaria (Spain - ACB)

Averaging 8.9 points and 3.0 rebounds per game, while shooting 40 percent from 3-point range and 75 percent from the free throw line for Gran Canaria ... Gran Canaria is 8-7 in the ACB following a two-game winning streak ... Tallied eight points, including a pair of 3-pointers, to go along with three assists and two rebounds in an 86-73 victory over Bruesa GBC on Dec. 30 ... Scored nine points on 4-of-7 shooting in an 89-87 win over MMT Estudiantes on Dec. 22 ... Helped Gran Canaria reach the ACB (top division) playoffs and finish the year fifth in the regular season with a 20-14 record in 2005-06 ... In his seventh season with the team, after starting 29 of the team's 34 regular season games in 2005-06, averaging 7.2 points and shooting 47 percent from 3-point range ... Has played six years in Spain.

SHERMAN RIVERS

BK Sadska (Czech Republic - NBL)

Averaging 12.6 points, 3.9 rebounds and 1.8 assists, all of which rank second on the team ... Finished with 13 points in a 110-92 loss to BK Synthesia Pardubice on Jan. 2 ... BK Sadska as it improved to 4-13 in the NBL ... Has a value index per game of 12.8 ... Averaged 13.8 points and 2.8 rebounds per game in his first season (2005-06) with BK Sadska.

Updated as of Jan. 5

GENERAL INFORMATION

NAME	The College of William & Mary
LOCATION	Williamsburg, Va.
FOUNDED	1693 (2nd oldest college in U.S.)
UNDERGRADUATE ENROLLMENT	5,700
NICKNAME	Tribe
COLORS	Green, Gold and Silver
ARENA (CAPACITY)	Kaplan Arena at William and Mary Hall (8,600)
AFFILIATION	NCAA Division I
CONFERENCE	Colonial Athletic Association
PRESIDENT	Gene R. Nichol
ALMA MATER	Oklahoma State, 1973
CHANCELLOR	Sandra Day O'Connor
ALMA MATER	Stanford, 1950
DIRECTOR OF ATHLETICS	Terry Driscoll
ALMA MATER	Boston College, 1969
SR. ASSOC. AD/SWA	Barbara Blosser
ALMA MATER	Ohio State, 1975
ATHLETICS DEPT. PHONE	(757) 221-3400
TICKET OFFICE PHONE	(757) 221-3340

MEN'S BASKETBALL INFORMATION

HEAD COACH	Tony Shaver
ALMA MATER	North Carolina, 1976
RECORD AT W&M	33-69 (Fourth Season)
CAREER RECORD	391-190 (21st Season)
ASSISTANT COACHES	Dee Vick (Hamptden-Sydney, 1994) Antwon Jackson (Pikeville College, 1993) Ben Wilkins (North Carolina State, 2001)
2005-06 RECORD	8-20
CONFERENCE RECORD/FINISH	3-15/T10th
CAA TOURNAMENT RECORD	0-1 (.000)
STARTERS RETURNING/LOST	3/2
LETTERWINNERS RETURNING/LOST	10/5
FIRST YEAR OF BASKETBALL	1905-06
ALL-TIME RECORD	1042-1197 (.466)
NCAA TOURNAMENT APPEARANCES	None
NIT APPEARANCES	1 (1983)
LAST POSTSEASON OPPONENT	Virginia Tech (3/17/83), L 79-85

TEAM BIRTHDAYS

Laimis Kisielius	1/24/85
Head Coach Tony Shaver	1/28/54
Adam Payton	2/10/84
Steven Hess	3/3/87
Assistant Coach Dee Vick	5/10/71
Assistant Coach Antwon Jackson	5/14/68
David Schneider	5/18/87
Marcus Barnett	5/21/86
Nathan Mann	7/17/85
Assistant Coach Ben Wilkens	9/26/78
Chris Stratton	9/29/85
Kyle Carrabine	10/10/85
Corey Cofield	10/17/84
Peter Stein	10/20/86
Alex Smith	11/24/86
Chris Darnell	12/3/86
Danny Sumner	12/6/87
Adam Trumbower	12/10/84

NATIONAL POLLS

ESPN/USA TODAY COACHES POLL (JAN. 15)

1. Florida (23)	16-2	764	2
2. UCLA (6)	15-1	738	3
3. Wisconsin (2)	17-1	714	4
4. North Carolina	15-2	683	1
5. Kansas	15-2	631	6
6. Pittsburgh	16-2	590	7
7. Ohio State	14-3	581	5
8. Texas A&M	15-2	553	9
9. Alabama	14-2	459	13
10. Oregon	16-1	458	17
11. Air Force	17-1	448	15
12. Arizona	13-3	435	8
13. Nevada	16-1	392	15
14. Oklahoma State	15-2	334	10
15. Butler	15-2	323	12
16. Clemson	17-1	307	14
17. Duke	14-3	304	11
18. Memphis	13-3	264	19
19. LSU	12-4	226	18
20. Notre Dame	15-2	160	NR
21. Washington State	15-3	100	23
22. Maryland	15-3	95	25
23. Texas	13-3	90	NR
24. Tennessee	13-4	79	20
25. Virginia Tech	13-4	66	NR

RECEIVING VOTES: Connecticut 62, Kentucky 43, West Virginia 37, Marquette 31, Syracuse 14, UNLV 13, Boston College 10, Indiana 10, Southern California 9, New Mexico State 8, Georgia Tech 7, Stanford 6, Arkansas 5, Creighton 5, Southern Illinois 5, Michigan State 4, Missouri State 4, Northern Iowa 3, Georgetown 2, Washington 2, Virginia Commonwealth 1.

ASSOCIATED PRESS POLL (JAN. 15)

1. Florida (43)	16-2	1,761	2
2. Wisconsin (21)	17-1	1,722	3
3. UCLA (7)	15-1	1,666	4
4. North Carolina (1)	15-2	1,552	1
5. Kansas	15-2	1,527	6
6. Pittsburgh	16-2	1,396	7
7. Ohio State	14-3	1,348	5
8. Texas A&M	15-2	1,310	8
9. Oregon	16-1	1,204	15
10. Alabama	14-2	1,139	14
11. Arizona	13-3	997	10
12. Oklahoma State	15-2	894	9
13. Air Force	17-1	786	18
14. Duke	14-3	758	11
15. Nevada	16-1	699	19
16. LSU	12-4	658	13
17. Memphis	13-3	642	20
18. Butler	15-2	620	12
19. Clemson	17-1	508	17
20. Notre Dame	15-2	466	22
21. Texas	13-3	404	25
22. Tennessee	13-4	295	16
23. Virginia Tech	13-4	250	NR
24. Marquette	15-4	185	NR
25. Kentucky	14-3	168	NR

RECEIVING VOTES: Washington State 128, Maryland 81, Connecticut 71, West Virginia 21, Georgia Tech 18, Georgetown 17, Indiana 17, Boston College 17, USC 15, Syracuse 14, Creighton 13, Southern Illinois 11, Arkansas 7, New Mexico State 5, Northern Iowa 2, UNLV 2, Virginia Commonwealth 2, Old Dominion 1, Missouri State 1, Davidson 1, Gonzaga 1.

TRIBE ADDS PAIR OF SIGNEES FOR 2007-08

The William and Mary men's basketball program and head coach Tony Shaver announced the signing of two players, 6-9, 240-pound power forward Marcus Kitts (Holly Springs, N.C.) and 6-4, 190-pound guard Valeriu 'Vali' Lazarescu (Brossard, Quebec, Canada), to National Letters of Intent on Nov. 9. The duo will begin competition for the Tribe during the 2007-08 season.

"It is a great day for the College of William and Mary basketball program," Shaver said. "We are adding two quality young men in Marcus Kitts and Valeriu Lazarescu to our basketball family. Our main objective with our fourth recruiting class was to be highly selective and sign difference makers. We are confident we accomplished both those goals by signing Marcus and Vali. Both players are home runs for our program. They come from great family backgrounds and have what it takes to be impact players for our ball club."

MARCUS KITTS - F - 6-9 - 240 - HOLLY SPRINGS, N.C. (MIDDLE CREEK)

Kitts averaged 19 points and 12 rebounds as a junior. He scored 419 points in 2005-06, including a season-high 36 against Lee County on Jan. 3. Each of the last two seasons, Kitts earned All-Tri-Seven Conference honors. As a sophomore in 2004-05, he averaged 13.5 points, 7.0 rebounds and 2.2 blocks per game.

"Marcus was the easiest evaluation I have made in my 30 years of coaching," Shaver said. "The first time I saw Marcus, he scored more than 30 points and grabbed over 20 rebounds in a 4A basketball game in the Raleigh, N.C., area. I knew he was our guy, and we just had to find a way to sign him. Marcus is a very talented athlete who has yet to realize his potential. He has exceptional hands and a rare knack for rebounding the ball above the rim. The bigger the game and the better the competition, the better Marcus plays. He is fearless, and he welcomes challenges from opposing teams and players."

The power forward was a 2006 McDonald's All-American Nominee. He earned MVP honors at the 2006 North Carolina State Games Tournament. After receiving interest from UNC Wilmington, Iowa, West Virginia, Davidson and Tennessee, Kitts chose to play collegiate basketball for the Tribe. He spent the summer of 2006 adding muscle to his game, bulking up nearly 20 pounds. Kitts is known as an all-out player who will bang in the paint. He gets off the floor quickly and rebounds on the interior with a purpose.

VALERIU LAZARESCU - G - 6-4 - 190 - BROSSARD, QUEBEC (CHAMPLAIN ST. LAMBERT)

Lazarescu is an athletic player and a flat-out scorer. He plays for head coach John Dangelas, regarded as one of the top coaches in Canada, at the College of Champlain St. Lambert in Montreal, Quebec, which is known for producing Division I talent. Lazarescu chose the Tribe over American, Princeton, Evansville, Toledo and Boston University.

"I am so thankful Coach John Dangelas allowed us to get involved with Vali at such a late date in the recruiting process," Shaver said. "Vali is a big guard with tremendous athleticism. He is the winner of multiple Canadian dunk contests. He can finish in transition above the rim, shoot from the perimeter and rebound from the guard position."

This season, Lazarescu led Champlain to the Hagen title with a perfect 5-0 mark. He earned tournament MVP honors and led Cavaliers to a 97-39 win over Algonquin in the title game with a team-high 22 points. He has enjoyed an exceptional final season at Champlain, also averaging 20 points per game at the Prep Canada Challenge against top teams from Toronto and Ottawa. At the 2005-06 Canadian Colleges Athletic Association (CCAA) Nationals, Lazarescu helped his Champlain team to a bronze medal.

NUMERICAL ROSTER

No.	Name	Pos.	El./Cl.	Ht.	Wt.	Hometown/High School
00	Steven Hess	F/C	Fr./Fr.	6-10	225	Charlotte, N.C./Gaston Day School
2	David Schneider	G	Fr./Fr.	6-3	175	Phoenix, Ariz./Brophy Prep
3	Adam Trumbower	G	Sr./Sr.	6-3	190	Roanoke, Va./Cave Spring
4	Alex Smith	F	So./So.	6-5	250	Greenville, S.C./Oak Hill Academy (Va.)
11	Nathan Mann	G	Jr./Jr.	6-2	190	Overland Park, Kan./St. Thomas Aquinas
12	Marcus Barnett	G	Jr./Jr.	6-2	195	Hampton, Va./Phoebus
13	Laimis Kisielius	F	Jr./Jr.	6-8	210	Vilnius, Lithuania/Miller School (Va.)
15	Peter Stein	F	So./So.	6-9	225	Houston, Texas/Westbury Christian
20	Kyle Carrabine	G	Jr./Jr.	6-7	205	Naperville, Ill./Neuqua Valley
22	Danny Sumner	F	Fr./Fr.	6-7	190	Fairfax, Va./Paul VI
23	Chris Darnell	F	So./So.	6-8	210	Fredericksburg, Va./North Stafford
24	Adam Payton	G	5th/Sr.	6-3	195	Burlington, N.J./The Lawrenceville School
25	Chris Stratton	F	Jr./Jr.	6-6	205	Burke, Va./Lake Braddock
45	Corey Cofield	F	Sr./Sr.	6-5	245	Newton, Mass./Roxbury Latin

ALPHABETICAL ROSTER

No.	Name	Pos.	El./Cl.	Ht.	Wt.	Hometown/High School
12	Marcus Barnett	G	Jr./Jr.	6-2	195	Hampton, Va./Phoebus
20	Kyle Carrabine	G	Jr./Jr.	6-7	205	Naperville, Ill./Neuqua Valley
45	Corey Cofield	F	Sr./Sr.	6-5	245	Newton, Mass./Roxbury Latin
23	Chris Darnell	F	So./So.	6-8	210	Fredericksburg, Va./North Stafford
00	Steven Hess	F/C	Fr./Fr.	6-10	225	Charlotte, N.C./Gaston Day School
13	Laimis Kisielius	F	Jr./Jr.	6-8	210	Vilnius, Lithuania/Miller School (Va.)
11	Nathan Mann	G	Jr./Jr.	6-2	190	Overland Park, Kan./St. Thomas Aquinas
24	Adam Payton	G	5th/Sr.	6-3	195	Burlington, N.J./The Lawrenceville School
2	David Schneider	G	Fr./Fr.	6-3	175	Phoenix, Ariz./Brophy Prep
4	Alex Smith	F	So./So.	6-5	250	Greenville, S.C./Oak Hill Academy (Va.)
15	Peter Stein	F	So./So.	6-9	225	Houston, Texas/Westbury Christian
25	Chris Stratton	F	Jr./Jr.	6-6	205	Burke, Va./Lake Braddock
22	Danny Sumner	F	Fr./Fr.	6-7	190	Fairfax, Va./Paul VI
3	Adam Trumbower	G	Sr./Sr.	6-3	190	Roanoke, Va./Cave Spring

Head Coach

Tony Shaver (North Carolina, 1976), Fourth season

Assistant Coaches

Dee Vick (Hampden-Sydney, 1994), Fourth season

Antwon Jackson (Pikeville College, 1993), Second season

Ben Wilkins (N.C. State, 2001) First season

PRONUNCIATION GUIDE

Kyle Carrabine	CARE - uh - byne
Corey Cofield	CO - field
Laimis Kisielius	LIE-muss kiss-ILL-ee-us
Peter Stein	STYNE
Adam Trumbower	TRUM - bow - er

ROSTER BREAKDOWN

BY POSITION

Guard: Adam Payton, Kyle Carrabine, Nathan Mann, Adam Trumbower, Marcus Barnett, David Schneider

Forward: Corey Cofield, Laimis Kisielius, Chris Darnell, Alex Smith, Peter Stein, Christ Startton, Steven Hess, Danny Sumner

Center: Steven Hess

BY HEIGHT

6-10: Steven Hess

6-9: Peter Stein

6-8: Chris Darnell, Laimis Kisielius

6-7: Kyle Carrabine, Danny Sumner

6-6: Chris Stratton

6-5: Corey Cofield, Alex Smith

6-3: Adam Payton, Adam Trumbower, David Schneider

6-2: Nathan Mann, Marcus Barnett

BY CLASS

Seniors (3): Corey Cofield, Adam Payton, Adam Trumbower

Juniors (5): Marcus Barnett, Kyle Carrabine, Laimis Kisielius, Nathan Mann, Chris Stratton

Sophomores (3): Chris Darnell, Alex Smith, Peter Stein

Freshmen (4): Steven Hess, David Schneider, Danny Sumner

BY STATE

Arizona (1): David Schneider

Illinois (1): Kyle Carrabine

Kansas (1): Nathan Mann

Massachusetts (1): Corey Cofield

New Jersey (1): Adam Payton

North Carolina (1): Steven Hess


South Carolina (1): Alex Smith

Texas (1): Peter Stein


Virginia (5): Marcus Barnett, Chris Darnell, Chris Statton, Danny Sumner, Adam Trumbower

BY COUNTRY

Lithuania (1): Laimis Kisielius




TELEVISION/RADIO SPOT CHART



STEVEN HESS

FR. • 6-10 • 230
CHARLOTTE, N.C.




DAVID SCHNEIDER

FR. • 6-3 • 175
PHOENIX, ARIZ.




ADAM TRUMBOWER

SR. • 6-3 • 190
ROANOKE, VA.




ALEX SMITH

SO. • 6-5 • 250
GREENVILLE, S.C.




NATHAN MANN

JR. • 6-2 • 190
OVERLAND PARK, KAN.




MARCUS BARNETT

JR. • 6-2 • 195
HAMPTON, VA.




LAIMISKISIELIUS

JR. • 6-8 • 210
VILNIUS, LITHUANIA




PETER STEIN

SO. • 6-9 • 220
BELLAIRE, TEXAS




KYLE CARRABINE

JR. • 6-7 • 205
NAPERVILLE, ILL.




DANNY SUMNER

FR. • 6-7 • 190
FAIRFAX, VA.




CHRIS DARNELL

SO. • 6-8 • 210
FREDERICKSBURG, VA.




ADAM PAYTON

SR. • 6-3 • 195
BURLINGTON, N.J.




CHRIS STRATTON

JR. • 6-6 • 205
BURKE, VA.



COREY COFIELD

SR. • 6-5 • 245
NEWTON, MASS.



TONY SHAVER

FOURTH SEASON AT W&M
31ST SEASON OVERALL

TONY SHAVER

Head Coach • Fourth Season at W&M

William and Mary head coach Tony Shaver is in his fourth season at the helm of the Tribe men's basketball program and his 31st overall in coaching. Shaver has coached at the collegiate level for the last 19 years and was officially hired as the 31st head men's basketball coach in the history of the College on May 2, 2003.

The Green and Gold continue to make strides under the direction of Shaver. W&M started the 2005-06 season 4-1, marking the best start for a Tribe since opening the 1992-93 campaign with a 6-1 record. During that season, however, two of the team's first four wins were against non-Division I teams Virginia Wesleyan and Shenandoah, which means the 4-1 start for the 2005-06 squad was the first time in school history that the Tribe has opened a year with at least four wins in its first five games against current Division I opponents. Included in those four victories was a 70-60 win at Hampton, who went on to make the NCAA Tournament.

Prior to the start of the 2005-06 season, Shaver was inducted into the Episcopal High School Hall of Fame in a ceremony at the school on Nov. 11. He led EHS for 10 seasons from 1977-86. With his inception into the Episcopal Hall of Fame, Shaver has been inducted into the Hall of Fame at both of his head coaching stops prior to taking over the reigns at William and Mary. He was inducted into the Hampden-Sydney Hall of Fame in 2004.

In his second season at the helm, W&M immediately started the season on a high note, defeating Radford and Hartford to win the inaugural W&M Tip-Off Classic, the first regular season tournament title for the College since 1981. The Tribe defeated James Madison in the first round of the Colonial Athletic Association Tournament for W&M's first postseason win since 1997, and just the third in the last 20 years.

Shaver began his Tribe career with a 91-64 pounding of Liberty on Nov. 23, 2003. He also won his first ever Colonial Athletic Association contest, as the Tribe knocked off two-time defending league champion UNC Wilmington, 67-66, in overtime on Dec. 4, 2003. In the Tribe's first contest against a nationally ranked opponent under Shaver's direction, W&M performed well, leading No. 15 Pittsburgh by 10 points midway through the first half, before the Panthers, who attempted 28 more free throws than the Tribe, won 70-55.

There have been individual successes as well for the Green and Gold under Shaver's reign. 2004 graduate Adam Hess, currently playing professionally in Germany, became the first player in school history to lead the CAA in scoring. An outstanding student and athlete, Hess was named the CAA Male Scholar-Athlete of the Year (for all sports) and was a First-Team Academic All-American and all-conference selection as a senior. Current senior Corey Cofield was voted the 2004 CAA Rookie of the Year, leading all freshmen in the league in points, rebounds and field goal percentage. Cofield earned his second straight selection to the All-CAA third team in 2005, while current junior Iaimis Kisielius earned a spot on the CAA All-Rookie team in 2005.

Shaver came to W&M after coaching 17 seasons at Hampden-Sydney, compiling a record of 358-121 (.747). He turned the Tigers into a Division III national powerhouse, leading the men's basketball team to eight Old Dominion Athletic Conference titles, 12 20-win seasons and 11 NCAA Division III Tournament appearances. The winningest basketball coach in the program's history, he was named the ODAC and South Region Coach of the Year in 1995, 1999 and 2000, and was picked as the Virginia Sports Information Directors Division II-III Coach of the Year in



1997, 1999 and 2000.

In 2003, Shaver took the Tigers to the NCAA Division III Final Four, as his team finished with a record of 28-4, tied for the second-most wins in the program's history. In 1999, Shaver led H-SC to the national championship game, where the Tigers lost by one point in double-overtime to Wisconsin-Platteville. The team finished 29-3, setting a school record for most wins in a season.

Shaver also has a firm commitment to his players' success in the classroom. In 1999, one of his charges, Jack Jirak, was named the ODAC Scholar-Athlete of the Year and was also awarded the Gammon Cup as the top-student-athlete at the college. Two of Shaver's players, David Hobbs (1999) and Russell Turner (1992) earned Academic All-America honors. A number of his players have been named to the Academic All-ODAC squad, including six student-athletes in 1998.

Prior to taking over at Hampden-Sydney for the 1986-87 campaign, Shaver spent 10 years as the head boys' basketball coach at Episcopal High School in Alexandria, Virginia. He was named the Virginia State Private School Coach of the Year in 1986, and was twice picked as the Alexandria Coach of the Year, while winning 73 percent of his games.

A 1976 graduate of North Carolina, Shaver was a guard on the Tar Heel men's basketball team from 1972-75 under head coach Dean Smith. Originally a walk-on, he earned a scholarship his rookie season, when he was awarded the prestigious Butch Bennett Award, presented to the freshman who exemplifies determination, sportsmanship and sacrifice for the team. Shaver was voted the honoree by his teammates. During his four years in Chapel Hill, UNC went 95-26, including a pair of trips to the NCAA Tournament in 1975 and 1976. During the 1975 season, the Tarheels won the ACC Tournament and advanced to the Sweet 16. During the 1973 and 1974 season, North Carolina made the National Invitational Tournament.

A native of High Point, North Carolina, Shaver and his wife, Ann, are the parents of three sons: Christopher (25), a former standout pitcher on the Tribe's baseball team, who is currently pitching with the Chicago Cubs organization, Austin (22) and Jackson (15).

00

STEVEN HESS

Fr. - F/C - 6-10 - 225 (Charlotte, N.C./Gaston Day School)

- Registered his first career assist and tallied a career-best four points vs. UMBC (12/22/06)
- Equalled a career high in minutes played (11) while adding three points vs. North Florida (12/8/06)
- After missing most of the week prior to the Kansas State game due to illness, came off the bench to score three points, pull down three rebounds and block a shot in 11 minutes of action
- Saw action in the Tribe's exhibition victory over Barton College
- A three-year letterwinner at Gaston Day
- A McDonald's All-American nominee
- Garnered All-Southern Piedmont Athletic Association honors as a junior and senior
- Averaged 13.1 points and nine rebounds as a senior at Gaston Day
- Named Hardest Working Player during his senior season at Gaston Day
- As a junior at Gaston Day, helped his team reach the semifinals of the state tournament in North Carolina's largest independent-school classification

SINGLE-GAME HIGHS

POINTS	
Season	4 vs. UMBC (12/22/06)
Career	4 vs. UMBC (12/22/06)
FIELD GOALS	
Season	1, five times, most recently vs. UMBC (12/22/06)
Career	1, five times, most recently vs. UMBC (12/22/06)
FIELD GOAL ATTEMPTS	
Season	3 at Kansas State (11/11/06) 3 vs. Wagner (11/20/06)
Career	3 at Kansas State (11/11/06) 3 vs. Wagner (11/20/06)
3-POINT FIELD GOALS	
Season	None
Career	None
3-POINT FIELD GOAL ATTEMPTS	
Season	None
Career	None
FREE THROWS	
Season	2 vs. Hampton (12/28/06) 2 vs. UMBC (12/22/06)
Career	2 vs. Hampton (12/28/06) 2 vs. UMBC (12/22/06)
FREE THROW ATTEMPTS	
Season	4 vs. North Florida (12/8/06) 4 at Kansas State (11/11/06)
Career	4 vs. North Florida (12/8/06) 4 at Kansas State (11/11/06)
REBOUNDS	
Season	3 at Kansas State (11/11/06) 3 vs. Wagner (11/20/06)
Career	3 at Kansas State (11/11/06) 3 vs. Wagner (11/20/06)
ASSISTS	
Season	1 vs. UMBC (12/22/06)
Career	1 vs. UMBC (12/22/06)
STEALS	
Season	None
Career	None
BLOCKED SHOTS	
Season	1 at Kansas State (11/11/06) 1 vs. Wagner (11/20/06)
Career	1 at Kansas State (11/11/06) 1 vs. Wagner (11/20/06)
MINUTES	
Season	11 vs. North Florida (12/8/06) 11 at Kansas State (11/11/06)
Career	11 vs. North Florida (12/8/06) 11 at Kansas State (11/11/06)

HESS' 2006-07 GAME-BY-GAME STATISTICS

Date	Opp	Min	FG-A	Pct	3FG-A	Pct	FT-A	Pct	O-D	Tot	PF	A	TO	B	S	Pts
N11	at Kansas St.	11	1-3	.333	0-0	.000	1-4	.250	1-2	3	3	0	1	1	0	3
N20	Wagner	8	1-3	.333	0-0	.000	0-0	.000	0-3	3	2	0	1	1	0	2
N25	at Holy Cross															DNP
N28	at Navy	6	1-1	1.000	0-0	.000	0-0	.000	0-0	0	1	0	0	0	0	2
D1	Jacksonville St.	6	0-1	.000	0-0	.000	0-1	.000	0-1	1	1	0	0	0	0	0
D2	Cornell	3	0-0	.000	0-0	.000	0-0	.000	0-0	0	0	0	0	0	0	0
D5	Towson	6	0-0	.000	0-0	.000	0-0	.000	0-1	1	1	0	0	0	0	0
D8	North Florida	11	1-2	.500	0-0	.000	1-4	.250	1-0	1	0	0	0	0	0	3
D22	UMBC	6	1-1	1.000	0-0	.000	2-2	1.000	0-0	0	2	1	0	0	0	4
D28	Hampton	7	0-0	.000	0-0	.000	2-2	1.000	1-1	2	1	0	2	0	0	2
D31	Richmond															DNP
J3	at GMU															DNP
J6	Northeastern															DNP
J8	at Georgia St.	0+	0-0	.000	0-0	.000	0-0	.000	0-0	0	0	0	0	0	0	0
J10	VCU	1	0-0	.000	0-0	.000	0-0	.000	0-0	0	0	0	1	0	0	0
J13	at Delaware															DNP
J17	GMU															DNP
J20	at Hofstra															
J24	at ODU															
J27	Georgia State															
J29	at VCU															
J31	JMU															
F3	UNCW															
F7	at JMU															
F10	at UNCW															
F14	Drexel															
F17	ESPN BracketBusters															
F21	at Drexel															
F24	ODU															

HESS' CAREER STATISTICS

Season	G-GS	Min-Avg	FG-A	Pct	3FG-A	Pct	FT-A	Pct	OR-DR	Reb-Avg	PF-FO	A	TO	Blk	St	Pts-Avg
2006-07	11-0	65-5.9	5-11	.455	0-0	.000	6-13	.462	3-8	11-1.0	11-0	1	5	2	0	16-1.5
Career	11-0	65-5.9	5-11	.455	0-0	.000	6-13	.462	3-8	11-1.0	11-0	1	5	2	0	16-1.5

HESS' CAA STATISTICS

Season	G-GS	Min-Avg	FG-A	Pct	3FG-A	Pct	FT-A	Pct	OR-DR	Reb-Avg	PF-FO	A	TO	Blk	St	Pts-Avg
2006-07	3-0	7-2.3	0-0	.000	0-0	.000	0-0	.000	0-1	1-0.3	1-0	0	1	0	0	0-0.0
Career	3-0	7-2.3	0-0	.000	0-0	.000	0-0	.000	0-1	1-0.3	1-0	0	1	0	0	0-0.0

2

DAVID SCHNEIDER

Fr. - G - 6-3 - 175 (Phoenix, Ariz./Brophy Prep)

SINGLE-GAME HIGHS

POINTS

Season 18 vs. Towson (12/5/06)
18 at Kansas State (11/11/06)
Career 18 vs. Towson (12/5/06)
18 at Kansas State (11/11/06)

FIELD GOALS

Season 5 vs. Towson (12/5/06)
5 at Kansas State (11/11/06)
Career 5 vs. Towson (12/5/06)
5 at Kansas State (11/11/06)

FIELD GOAL ATTEMPTS

Season 14 at Kansas State (11/11/06)
Career 14 at Kansas State (11/11/06)

3-POINT FIELD GOALS

Season 4 vs. Northeastern (1/6/07)
4 vs. Towson (12/5/06)
Career 4 vs. Northeastern (1/6/07)
4 vs. Towson (12/5/06)

3-POINT FIELD GOAL ATTEMPTS

Season 9 at Kansas State (11/11/06)
Career 9 at Kansas State (11/11/06)

FREE THROWS

Season 5 at Kansas State (11/11/06)
Career 5 at Kansas State (11/11/06)

FREE THROW ATTEMPTS

Season 7 at Kansas State (11/11/06)
Career 7 at Kansas State (11/11/06)

REBOUNDS

Season 9 at Kansas State (11/11/06)
Career 9 at Kansas State (11/11/06)

ASSISTS

Season 7 at Kansas State (11/11/06)
Career 7 at Kansas State (11/11/06)

STEALS

Season 4 at Kansas State (11/11/06)
Career 4 at Kansas State (11/11/06)

BLOCKED SHOTS

Season None
Career None

MINUTES

Season 38 at Kansas State (11/11/06)
Career 38 at Kansas State (11/11/06)

- Named CAA Rookie of the Week on two occasions (Nov. 13 and Jan. 8)
- Connected on a career-high tying four 3-point field goals, scoring 13 points and pulling down a team-high eight rebounds in a victory over Northeastern (1/6/07)
- Talled 10 points to go along with four assists in his first career CAA road game at George Mason (1/3/07)
- After missing three games with an injury returned to the floor, coming off the bench to lead W&M with 18 points, including four 3-point field goals against Towson (12/5/06)
- Dished out six assists compared to only one turnover against Wagner (11/20/06)
- Led the Tribe in points (18), rebounds (9), assists (7), steals (4) and minutes played (38) against the Wildcats
- Turned in an impressive performance in the Tribe's exhibition victory over Barton College with 14 points on 5-of-7 shooting to go along with team-highs in assists (7), rebounds (8) and steals (8)
- His eight steals would have established a Kaplan Arena and W&M school-record
- Earned honorable mention 5A All-State honors at Brophy College Prep
- Father, Jeff Schneider, played basketball at Virginia Tech and was drafted by the Houston Rockets in the fifth round of the 1982 NBA Draft

SCHNEIDER'S 2006-07 GAME-BY-GAME STATISTICS

Date	Opp	Min	FG-A	Pct	3FG-A	Pct	FT-A	Pct	O-D	Tot	PF	A	TO	B	S	Pts
N11	at Kansas St.	38	5-14	.357	3-9	.333	5-7	.714	1-8	9	4	7	5	0	4	18
N20	Wagner	25	2-3	.667	1-2	.500	3-4	.750	0-2	2	3	6	1	0	1	8
N25	at Holy Cross	29	1-7	.143	0-2	.000	2-4	.500	0-1	1	4	1	1	0	3	4
N28	at Navy															DNP
D1	Jacksonville St.															DNP
D2	Cornell															DNP
D5	Towson	28	5-9	.556	4-8	.500	2-3	.667	0-2	2	3	2	1	0	1	18
D8	North Florida	31	2-5	.400	2-4	.500	4-4	1.000	1-2	3	1	5	2	0	2	10
D22	UMBC	34	3-8	.375	3-6	.500	2-2	1.000	0-1	1	1	2	1	0	0	11
D28	Hampton	29	1-5	.200	1-5	.200	3-6	.500	0-3	3	4	3	3	0	0	6
D31	Richmond	32	3-7	.429	3-7	.429	0-1	.000	0-3	3	2	0	4	0	2	9
J3	at GMU	36	3-8	.375	2-6	.333	2-2	1.000	1-1	2	3	4	3	0	1	10
J6	Northeastern	31	4-9	.444	4-8	.500	1-2	.500	3-5	8	2	2	0	0	1	13
J8	at Georgia St.	33	3-9	.333	1-6	.167	0-2	.000	1-5	6	2	4	2	0	2	7
J10	VCU	35	3-7	.429	2-6	.333	2-5	.400	2-2	4	4	3	3	0	0	10
J13	at Delaware	33	2-8	.250	1-5	.200	2-2	1.000	2-0	2	4	1	2	0	0	7
J17	GMU	35	3-7	.429	2-5	.400	3-3	1.000	1-6	7	2	2	2	0	0	11
J20	at Hofstra															
J24	at ODU															
J27	Georgia State															
J29	at VCU															
J31	JMU															
F3	UNCW															
F7	at JMU															
F10	at UNCW															
F14	Drexel															
F17	ESPN BracketBusters															
F21	at Drexel															
F24	ODU															

• Games started

SCHNEIDER'S CAREER STATISTICS

Season	G-GS	Min-Avg	FG-A	Pct	3FG-A	Pct	FT-A	Pct	OR-DR	Reb-Avg	PF-FO	A	TO	Blk	St	Pts-Avg
2006-07	14-13	449-32.1	40-106	.377	29-81	.358	33-49	.673	12-41	53-3.8	39-0	42	30	0	17	142-10.1
Career	14-13	449-32.1	40-106	.377	29-81	.358	33-49	.673	12-41	53-3.8	39-0	42	30	0	17	142-10.1

SCHNEIDER'S CAA STATISTICS

Season	G-GS	Min-Avg	FG-A	Pct	3FG-A	Pct	FT-A	Pct	OR-DR	Reb-Avg	PF-FO	A	TO	Blk	St	Pts-Avg
2006-07	7-6	231-33.0	23-57	.404	16-44	.364	12-19	.632	10-21	31-4.4	20-0	18	13	0	5	76-10.9
Career	7-6	231-33.0	23-57	.404	16-44	.364	12-19	.632	10-21	31-4.4	20-0	18	13	0	5	76-10.9

3

ADAM TRUMBOWER

Sr. - G - 6-3 - 190 (Roanoke, Va./Cave Spring)

- In first start of the season vs. Cornell (12/2/06), had seven points and a career-high tying five assists
- Led the Tribe in points with a career-high 12 against Navy (11/28/06)
- Finished 8-of-9 from the free throw line, while also leading the Tribe in rebounds (6) and assists (4) against the Midshipmen
- Team Co-Captain with senior Adam Payton
- Earned scholarship for his senior season after playing his first three years at W&M as a walk on
- Scored a season-high seven points against VCU (1/19/06), while logging 16 minutes
- Tallied four points in the Tribe's season-opening win over Maine (11/18/05)
- Registered steals against Delaware (2/15/06), Georgia State (2/4/06) and at VCU (1/19/06)
- Became the first walk on to start a game since 1996-97
- Tallied a then career-high eight points and seven rebounds off the bench at Radford (11/24/03)
- Set a career high with five assists in start at Delaware (1/21/04)
- Played 25 minutes with six points, three rebounds and two assists against Liberty (11/23/03) in his first career game.

SINGLE-GAME HIGHS

POINTS
 Season 12 at Navy (11/28/06)
 Career 12 at Navy (11/28/06)

FIELD GOALS
 Season 2, three times, most recently vs. UMBC (12/22/06)
 Career 3 vs. Campbell (12/30/03)
 3 at Radford (11/24/03)

FIELD GOAL ATTEMPTS
 Season 4 vs. Cornell (12/2/06)
 4 at Navy (11/28/06)
 Career 7 vs. Campbell (12/30/03)
 7 at Radford (11/24/03)

3-POINT FIELD GOALS
 Season 1 vs. Cornell (12/2/06)
 Career 2, three times, most recently at UNC Greensboro (12/20/04)

3-POINT FIELD GOAL ATTEMPTS
 Season 3 vs. Cornell (12/2/06)
 Career 6 at Radford (11/24/03)

FREE THROWS
 Season 8 at Navy (11/28/06)
 Career 8 at Navy (11/28/06)

FREE THROW ATTEMPTS
 Season 9 at Navy (11/28/06)
 Career 9 at Navy (11/28/06)

REBOUNDS
 Season 6 at Navy (11/28/06)
 Career 7 at Radford (11/24/03)

ASSISTS
 Season 5 vs. Cornell (12/2/06)
 Career 5 vs. Cornell (12/2/06)
 5 at Delaware (1/21/04)

STEALS
 Season 3 vs. North Florida (12/8/06)
 Career 3 vs. North Florida (12/8/06)

BLOCKED SHOTS
 Season None
 Career 1 vs. Drexel (2/2/05)
 1 at Towson (1/14/04)

MINUTES
 Season 27 vs. Cornell (12/2/06)
 Career 36 at Delaware (1/21/04)

TRUMBOWER'S 2006-07 GAME-BY-GAME STATISTICS

Date	Opp	Min	FG-A	Pct	3FG-A	Pct	FT-A	Pct	O-D	Tot	PF	A	TO	B	S	Pts
N11	at Kansas St.	2	0-0	.000	0-0	.000	0-0	.000	0-1	1	0	0	1	0	0	0
N20	Wagner	16	1-2	.500	0-1	.000	0-0	.000	0-1	1	2	1	1	0	0	2
N25	at Holy Cross	4	0-0	.000	0-0	.000	0-0	.000	0-1	1	1	1	0	0	0	0
N28	at Navy	25	2-4	.500	0-2	.000	8-9	.889	2-4	6	3	4	1	0	0	12
D1	Jacksonville St.	20	0-2	.000	0-1	.000	2-2	1.000	1-4	5	2	1	1	0	1	2
D2	Cornell	27	2-4	.500	1-3	.333	2-2	1.000	0-2	2	3	5	1	0	0	7
D5	Towson	20	0-2	.000	0-1	.000	2-2	1.000	1-3	4	2	3	1	0	0	2
D8	North Florida	15	1-3	.333	0-1	.000	0-0	.000	1-2	3	2	2	1	0	3	2
D22	UMBC	9	2-2	1.000	0-0	.000	2-2	1.000	0-0	0	0	0	1	0	0	6
D28	Hampton	11	0-1	.000	0-1	.000	1-2	.500	1-1	2	2	1	4	0	0	1
D31	Richmond	8	0-0	.000	0-0	.000	0-0	.000	0-0	0	1	1	1	0	0	0
J3	at GMU	4	0-0	.000	0-0	.000	0-0	.000	0-0	0	1	0	0	0	0	0
J6	Northeastern	9	0-1	.000	0-0	.000	0-0	.000	0-1	1	1	1	0	0	0	0
J8	at Georgia St.	9	0-1	.000	0-1	.000	0-0	.000	0-1	1	0	0	0	0	0	0
J10	VCU	1	0-0	.000	0-0	.000	0-0	.000	0-0	0	0	0	1	0	0	0
J13	at Delaware	12	0-1	.000	0-1	.000	0-0	.000	0-0	1	0	0	0	0	0	0
J17	GMU	7	0-0	.000	0-0	.000	0-0	.000	0-1	1	0	1	0	0	0	0
J20	at Hofstra															
J24	at ODU															
J27	Georgia State															
J29	at VCU															
J31	JMU															
F3	UNCW															
F7	at JMU															
F10	at UNCW															
F14	Drexel															
F17	ESPN BracketBusters															
F21	at Drexel															
F24	ODU															

TRUMBOWER'S CAREER STATISTICS

Season	G-GS	Min-Avg	FG-A	Pct	3FG-A	Pct	FT-A	Pct	OR-DR	Reb-Avg	PF-FO	A	TO	Blk	St	Pts-Avg
2003-04	28-2	482-17.2	19-74	.257	9-55	.164	16-24	.667	14-28	42-1.5	32-0	36	28	1	5	63-2.3
2004-05	15-1	90-6.0	6-18	.333	3-10	.300	11-11	1.000	4-10	14-0.9	5-0	6	7	1	3	26-1.7
2005-06	21-0	106-5.0	2-18	.111	1-9	.111	7-9	.778	2-5	7-0.3	13-0	5	8	0	3	12-0.6
2006-07	17-2	199-11.7	8-23	.348	1-12	.083	17-19	.895	6-22	28-1.6	21-0	21	13	0	4	32-1.9
Career	81-5	882-10.9	35-131	.267	14-86	.163	51-63	.810	26-65	91-1.1	70-0	68	56	2	15	133-1.6

TRUMBOWER'S CAA STATISTICS

Season	G-GS	Min-Avg	FG-A	Pct	3FG-A	Pct	FT-A	Pct	OR-DR	Reb-Avg	PF-FO	A	TO	Blk	St	Pts-Avg
2003-04	18-2	278-15.4	6-35	.171	3-26	.115	7-11	.636	7-8	15-0.8	22-0	22	16	1	3	22-1.2
2004-05	8-1	58-7.3	4-10	.400	1-4	.250	8-8	1.000	2-5	7-0.9	4-0	4	4	1	1	17-2.1
2005-06	15-0	87-5.8	1-12	.083	1-7	.143	5-7	.714	1-5	6-0.4	9-0	5	7	0	3	8-0.5
2006-07	7-1	73-10.4	0-5	.000	0-3	.000	2-2	1.000	1-6	7-1.0	5-0	5	1	0	0	2-0.3
Career	48-4	485-10.1	11-62	.177	5-40	.125	22-28	.786	11-24	35-0.7	38-0	36	28	2	7	49-1.0

4

ALEX SMITH

So. - F - 6-5 - 250 (Greenville, S.C./Oak Hill Academy (Va.))

SINGLE-GAME HIGHS

POINTS
 Season 16 at Delaware (1/13/07)
 Career 16 at Delaware (1/13/07)

FIELD GOALS
 Season 5 at Delaware (1/13/07)
 Career 5 at Delaware (1/13/07)

FIELD GOAL ATTEMPTS
 Season 9 at Delaware (1/13/07)
 Career 9 at Delaware (1/13/07)

3-POINT FIELD GOALS
 Season 1 at Georgia State (1/8/07)
 Career 1 at Georgia State (1/8/07)

3-POINT FIELD GOAL ATTEMPTS
 Season 1, four times, most recently at Delaware (1/13/07)
 Career 1, five times, most recently at Delaware (1/13/07)

FREE THROWS
 Season 6 at Delaware (1/13/07)
 Career 6 at Delaware (1/13/07)

FREE THROW ATTEMPTS
 Season 6 at Delaware (1/13/07)
 Career 6 at Delaware (1/13/07)
 6 vs. Maine (11/18/05)

REBOUNDS
 Season 9 at Delaware (1/13/07)
 Career 9 at Delaware (1/13/07)

ASSISTS
 Season 1, four times, most recently vs. Northeastern (1/6/07)
 Career 1, eight times, most recently vs. Northeastern (1/6/07)

STEALS
 Season 2 at Navy (11/28/06)
 Career 2 at Navy (11/28/06)
 2 at Towson (12/3/05)

BLOCKED SHOTS
 Season 2 vs. Hampton (12/28/06)
 Career 3 vs. Maine (11/18/05)

MINUTES
 Season 24 at Delaware (1/13/07)
 Career 24 at Delaware (1/13/07)

- Scored in double figures in four of the last seven games, leading W&M in scoring off the bench in seven of the last eight games
- Turned a career effort at Delaware (1/13/07) with 16 points on 5-of-9 from the field and 6-of-6 from the free throw line, including a team-high nine rebounds
- Scored 12 points and pulled down a team high five rebounds in 23 minutes vs. VCU (1/10/07)
- Connected on first career 3-pointer from the top of the key at Georgia State (1/8/07)
- Came off the bench and scored 11 points on 4-of-5 shooting from the field to go along with four rebounds in the Tribe's win at George Mason (1/3/07)
- Had a trio of 3-point plays on the block vs. the Patriots
- Started his first game of the season vs. Jacksonville State (12/1/06)
- Scored a then career-high 10 points in his first career game against Maine (11/18/05)
- Played for national power Oak Hill Academy in 2004-05, which ended the season ranked No. 1 in the nation in the *USA Today* Super 25 Boys' Basketball Rankings and finished the season with a record of 34-2

SMITH'S 2006-07 GAME-BY-GAME STATISTICS

Date	Opp	Min	FG-A	Pct	3FG-A	Pct	FT-A	Pct	O-D	Tot	PF	A	TO	B	S	Pts
N11	at Kansas St.	13	1-4	.250	0-0	.000	0-0	.000	1-2	3	2	0	0	0	0	2
N20	Wagner	12	1-4	.250	0-0	.000	0-1	.000	1-4	5	3	0	0	1	0	2
N25	at Holy Cross	11	1-2	.500	0-0	.000	1-1	1.000	0-2	2	5	0	1	1	0	3
N28	at Navy	19	4-6	.667	0-1	.000	1-4	.250	2-2	4	2	1	2	0	2	9
D1	Jacksonville St.	17	1-3	.333	0-0	.000	0-0	.000	2-1	3	0	0	2	0	0	2
D2	Cornell	16	3-6	.500	0-0	.000	0-2	.000	1-1	2	1	0	2	0	1	6
D5	Towson	10	0-1	.000	0-0	.000	0-0	.000	0-2	2	0	0	0	0	0	0
D8	North Florida	9	1-2	.500	0-0	.000	1-2	.500	1-0	1	1	0	0	0	0	3
D22	UMBC	15	4-8	.500	0-0	.000	1-1	1.000	1-4	5	2	0	2	0	0	9
D28	Hampton	21	4-7	.571	0-1	.000	0-0	.000	1-2	3	3	1	1	2	0	8
D31	Richmond	20	4-5	.800	0-0	.000	4-5	.800	2-2	4	3	0	2	0	1	12
J3	at GMU	14	4-5	.800	0-0	.000	3-3	1.000	1-3	4	1	1	1	0	0	11
J6	Northeastern	15	1-2	.500	0-0	.000	2-2	1.000	0-1	1	3	1	1	0	0	4
J8	at Georgia St.	11	3-3	1.000	1-1	1.000	0-0	.000	0-1	1	4	0	2	0	0	7
J10	VCU	23	4-5	.800	0-0	.000	4-5	.800	3-2	5	3	0	2	0	0	12
J13	at Delaware	24	5-9	.556	0-1	.000	6-6	1.000	7-2	9	3	0	1	0	0	16
J17	GMU	2	0-0	.000	0-0	.000	0-0	.000	0-0	0	2	0	1	0	0	0
J20	at Hofstra															
J24	at ODU															
J27	Georgia State															
J29	at VCU															
J31	JMU															
F3	UNCW															
F7	at JMU															
F10	at UNCW															
F14	Drexel															
F17	ESPN BracketBusters															
F21	at Drexel															
F24	ODU															

* Games started

SMITH'S CAREER STATISTICS

Season	G-GS	Min-Avg	FG-A	Pct	3FG-A	Pct	FT-A	Pct	OR-DR	Reb-Avg	PF-FO	A	TO	Blk	St	Pts-Avg
2005-06	27-3	252-9.3	23-51	.451	0-1	.000	23-35	.657	16-40	56-2.1	25-1	4	21	6	5	69-2.6
2006-07	17-2	252-14.8	41-72	.569	1-4	.250	23-32	.719	23-31	54-3.2	38-1	4	18	4	4	106-6.2
Career	44-5	504-11.5	64-123	.520	1-5	.200	46-67	.687	39-71	110-2.5	63-2	8	39	10	9	175-4.0

SMITH'S CAA STATISTICS

Season	G-GS	Min-Avg	FG-A	Pct	3FG-A	Pct	FT-A	Pct	OR-DR	Reb-Avg	PF-FO	A	TO	Blk	St	Pts-Avg
2005-06	17-1	160-9.4	14-29	.483	0-1	.000	13-20	.650	10-27	37-2.2	17-1	2	11	2	3	41-2.4
2006-07	7-1	99-14.1	17-25	.680	1-2	.500	15-16	.938	11-11	22-3.1	16-0	2	8	0	0	50-7.1
Career	24-2	259-10.8	31-54	.574	1-3	.333	28-36	.778	21-38	59-2.5	33-1	4	19	2	3	91-3.8

11

NATHAN MANN

Jr. - G - 6-2 - 190 (Overland Park, Kan./St. Thomas Aquinas)

- Led W&M in rebounding during five contests
- Finished with seventh double-digit performance of the season, scoring 13 points as he connected on 5-of-7 from the field and 3-of-5 from 3-point range vs. George Mason (1/16/07)
- Scored 11 of his team-high 14 points in the first half of the Tribe's win at George Mason (1/3/07), hitting on four 3-pointers for the second time this season
- Led W&M with 13 points and a career-high nine rebounds in the victory over North Florida (12/8/06)
- Connected on four 3-point field goals, finishing with a season-high 15 points against Cornell (12/2/06)
- Finished with 12 points on 5-of-9 from the floor, including a pair of 3-point field goals, to go along with team highs in rebounds (6) and assists (4) against Holy Cross (11/25/06)
- Knocked down four, or more, 3-pointers on seven occasions, including three contests of five trifectas
- Notched his second career 20-plus point game with a season-high 21 at Georgia State (1/14/06), including five 3-point field goals
- Led team in assists as a freshman with 76, ranking 12th in the CAA at 2.62 per contest
- Scored career-high 25 points, shooting 10-of-19 from the floor and 5-of-11 from the 3-point line in 41 minutes in double-overtime game against George Mason (2/12/05)

SINGLE-GAME HIGHS

POINTS
 Season 15 vs. Cornell (12/2/06)
 Career 25 vs. George Mason (2/12/05)

FIELD GOALS
 Season 5, four times, most recently vs. George Mason (1/16/07)
 Career 10 vs. George Mason (2/12/05)

FIELD GOAL ATTEMPTS
 Season 13 vs. Cornell (12/2/06)
 Career 19 vs. George Mason (2/12/05)

3-POINT FIELD GOALS
 Season 4 at George Mason (1/3/07)
 Career 5, four times, most recently at Georgia State (1/14/06)

3-POINT FIELD GOAL ATTEMPTS
 Season 10 vs. Cornell (12/2/06)
 Career 11 vs. George Mason (2/12/05)

FREE THROWS
 Season 4 vs. North Florida (12/8/06)
 Career 4, six times, most recently vs. North Florida (12/8/06)

FREE THROW ATTEMPTS
 Season 4 vs. North Florida (12/8/06)
 Career 6 vs. Hampton (12/30/04)

REBOUNDS
 Season 9 vs. North Florida (12/8/06)
 Career 9 vs. North Florida (12/8/06)

ASSISTS
 Season 4, three times, most recently at Georgia State (1/8/07)
 Career 6 vs. Towson (1/26/05)

STEALS
 Season 2 vs. Northeastern (1/6/07)
 Career 5 vs. Maine (11/18/05)
 5 vs. Longwood (12/1/04)

BLOCKED SHOTS
 Season 1 vs. Northeastern (1/6/07)
 Career 1, five times, most recently vs. Northeastern (1/6/07)

MINUTES
 Season 33 vs. VCU (1/10/07)
 Career 41 vs. George Mason (2/12/05)

MANN'S 2006-07 GAME-BY-GAME STATISTICS

Date	Opp	Min	FG-A	Pct	3FG-A	Pct	FT-A	Pct	O-D	Tot	PF	A	TO	B	S	Pts
N11	at Kansas St.	20	2-6	.333	1-5	.200	0-0	.000	1-0	1	5	1	1	0	1	5
N20	Wagner	23	0-6	.000	0-3	.000	0-0	.000	0-3	3	0	1	0	1	1	0
N25	at Holy Cross	27	5-9	.556	2-5	.400	0-1	.000	0-6	6	3	4	0	0	0	12
N28	at Navy	26	1-6	.167	1-6	.167	0-0	.000	0-2	2	2	3	2	0	0	3
D1	Jacksonville St.	28	4-8	.500	0-3	.000	0-0	.000	0-5	5	2	2	4	0	1	8
D2	Cornell	29	5-13	.385	4-10	.400	1-2	.500	0-4	4	2	1	0	0	0	15
D5	Towson	24	1-8	.125	0-6	.000	4-4	1.000	0-0	0	1	2	0	0	0	6
D8	North Florida	29	4-11	.364	1-6	.167	4-4	1.000	1-8	9	2	3	1	0	0	13
D22	UMBC	26	1-4	.250	0-2	.000	3-3	1.000	0-0	0	1	2	2	0	0	5
D28	Hampton	30	4-8	.500	2-5	.400	2-2	1.000	2-1	3	2	1	3	0	1	12
D31	Richmond	32	1-8	.125	0-2	.000	1-2	.500	1-7	8	1	4	1	0	0	3
J3	at GMU	32	5-11	.455	4-9	.444	0-1	.000	0-0	0	1	1	1	0	0	14
J6	Northeastern	29	1-6	.167	0-3	.000	0-0	.000	1-4	5	0	1	4	1	2	2
J8	at Georgia St.	29	3-9	.333	1-6	.167	0-0	.000	1-5	6	0	4	1	0	1	7
J10	VCU	33	4-7	.571	3-4	.750	3-3	1.000	1-4	5	4	2	2	0	1	14
J13	at Delaware	25	1-8	.125	0-6	.000	0-0	.000	0-3	3	2	2	1	0	1	2
J17	GMU	32	5-7	.714	3-5	.600	0-0	.000	0-4	4	2	1	0	0	1	13
J20	at Hofstra															
J24	at ODU															
J27	Georgia State															
J29	at VCU															
J31	JMU															
F3	UNCW															
F7	at JMU															
F10	at UNCW															
F14	Drexel															
F17	ESPN BracketBusters															
F21	at Drexel															
F24	ODU															

MANN'S CAREER STATISTICS

Season	G-GS	Min-Avg	FG-A	Pct	3FG-A	Pct	FT-A	Pct	OR-DR	Reb-Avg	PF-FO	A	TO	Blk	St	Pts-Avg
2004-05	29-18	696-24.0	82-226	.363	37-121	.306	25-36	.694	10-58	68-2.3	37-0	76	67	3	25	226-7.8
2005-06	28-7	611-21.8	72-196	.367	51-124	.411	23-30	.767	7-56	63-2.3	46-0	46	31	0	21	218-7.8
2006-07	17-16	474-27.9	47-136	.346	22-89	.247	18-22	.818	7-57	64-3.8	30-1	35	23	2	12	134-7.9
Career	74-51	1781-24.1	201-559	.360	110-331	.332	66-88	.750	24-171	195-2.6	114-1	157	120	5	58	578-7.8

MANN'S CAA STATISTICS

Season	G-GS	Min-Avg	FG-A	Pct	3FG-A	Pct	FT-A	Pct	OR-DR	Reb-Avg	PF-FO	A	TO	Blk	St	Pts-Avg
2004-05	18-11	460-25.6	54-150	.360	21-77	.273	16-22	.727	7-36	43-2.4	25-0	47	33	2	13	145-8.1
2005-06	18-3	365-20.3	45-124	.363	34-81	.420	16-22	.727	4-29	33-1.8	26-0	26	18	0	8	140-7.8
2006-07	7-7	204-29.1	20-56	.357	11-39	.282	7-8	.875	3-20	23-3.3	10-0	13	9	1	8	58-8.3
Career	43-21	1029-23.9	119-330	.361	66-197	.335	39-52	.750	14-85	99-2.3	60-0	86	60	3	29	343-8.0

12

MARCUS BARNETT

Jr. - G - 6-2 - 195 (Hampton, Va./Phoebus)

SINGLE-GAME HIGHS

POINTS	
Season	None
Career	None
FIELD GOALS	
Season	None
Career	None
FIELD GOAL ATTEMPTS	
Season	None
Career	None
3-POINT FIELD GOALS	
Season	None
Career	None
3-POINT FIELD GOAL ATTEMPTS	
Season	None
Career	None
FREE THROWS	
Season	None
Career	None

FREE THROW ATTEMPTS	
Season	1 vs. Wagner (11/20/06)
Career	1 vs. Wagner (11/20/06)

REBOUNDS	
Season	1 vs. Wagner (11/20/06)
Career	1 vs. Wagner (11/20/06)

ASSISTS	
Season	None
Career	None

STEALS	
Season	None
Career	None

BLOCKED SHOTS	
Season	1 vs. Wagner (11/20/06)
Career	1 vs. Wagner (11/20/06)

MINUTES	
Season	2 vs. Wagner (11/20/06)
Career	2 vs. Wagner (11/20/06)

- Saw the first action of his W&M career against Wagner (11/20/06) and finished with a rebound and a blocked shot
- Joined the Tribe as a walk-on prior to the 2006-07 season
- A three-year letterwinner as a point and shooting guard at Phoebus
- A 2004 Basketball Zooms Scholar-Athlete Award winner
- Was the Phoebus team captain in 2003-04
- Lived and grew up in Italy

BARNETT'S 2006-07 GAME-BY-GAME STATISTICS

Date	Opp	Min	FG-A	Pct	3FG-A	Pct	FT-A	Pct	O-D	Tot	PF	A	TO	B	S	Pts
N11	at Kansas St.						DNP									
N20	Wagner	2	0-0	.000	0-0	.000	0-1	.000	0-1	1	1	0	0	1	0	0
N25	at Holy Cross						DNP									
N28	at Navy						DNP									
D1	Jacksonville St.						DNP									
D2	Cornell						DNP									
D5	Towson						DNP									
D8	North Florida	1	0-0	.000	0-0	.000	0-0	.000	0-0	0	0	0	0	0	0	0
D22	UMBC						DNP									
D28	Hampton						DNP									
D31	Richmond						DNP									
J3	at GMU						DNP									
J6	Northeastern						DNP									
J8	at Georgia St.	0+	0-0	.000	0-0	.000	0-0	.000	0-0	0	0	0	1	0	0	0
J10	VCU						DNP									
J13	at Delaware						DNP									
J17	GMU						DNP									
J20	at Hofstra						DNP									
J24	at ODU						DNP									
J27	Georgia State						DNP									
J29	at VCU						DNP									
J31	JMU						DNP									
F3	UNCW						DNP									
F7	at JMU						DNP									
F10	at UNCW						DNP									
F14	Drexel						DNP									
F17	ESPN BracketBusters						DNP									
F21	at Drexel						DNP									
F24	ODU						DNP									

* Games started

BARNETT'S CAREER STATISTICS

Season	G-GS	Min-Avg	FG-A	Pct	3FG-A	Pct	FT-A	Pct	OR-DR	Reb-Avg	PF-FO	A	TO	Blk	St	Pts-Avg
2006-07	3-0	3-1.0	0-0	.000	0-0	.000	0-1	.000	0-1	1-0.5	1-0	0	1	1	0	0-0.0
Career	3-0	3-1.0	0-0	.000	0-0	.000	0-1	.000	0-1	1-0.5	1-0	0	1	1	0	0-0.0

BARNETT'S CAA STATISTICS

Season	G-GS	Min-Avg	FG-A	Pct	3FG-A	Pct	FT-A	Pct	OR-DR	Reb-Avg	PF-FO	A	TO	Blk	St	Pts-Avg
2006-07	1-0	0-0.0	0-0	.000	0-0	.000	0-0	.000	0-0	0-0.0	0-0	0	1	0	0	0-0.0
Career	1-0	0-0.0	0-0	.000	0-0	.000	0-0	.000	0-0	0-0.0	0-0	0	1	0	0	0-0.0

13

LAIMISKISIELIUS

Jr. - F - 6-8 - 210 (Vilnius, Lithuania/Miller School (Va.))

- Has led W&M in scoring on seven occasions
- Broke out of a recent slump with a team-high 17 points on 7-of-11 shooting against George Mason (1/16/07)
- Connected on three 3-point field goals for the third time this season at Georgia State (1/8/07), scoring a game-high 12 points
- Had an all-around game at George Mason (1/3/07), equalling a season-high with eight rebounds and tying a career-high with five assists
- Tallied 11 points with a season-high eight rebounds vs. Richmond (12/31/06)
- Led W&M for the fourth time on the year with 19 points, including a career-high tying two block shots in a win over UMBC (12/22/06)
- Posted back-to-back 20-point games vs. Cornell (12/2/06) and Jacksonville State (12/1/06) on his way to earning W&M Tip-Off Classic All-Tournament team honors
- Hit on 5-of-7 from the floor, including a perfect 3-of-3 from 3-point range against Kansas State for 16 points
- Played for Lithuania in the Global Games over the summer and helped his squad to a silver medal in the tournament
- Had eight games of five or more rebounds, including a career-high nine at UMBC (12/17/05)
- CAA All-Rookie selection in 2004-05
- Tallied a career-high 23 points, along with five assists, at UNC Wilmington (2/9/04)

Date	Opp	Min	FG-A	Pct	3FG-A	Pct	FT-A	Pct	O-D	Tot	PF	A	TO	B	S	Pts
N11	at Kansas St.	35	5-7	.714	3-3	1.000	3-4	.750	1-1	2	3	2	3	0	1	16
N20	Wagner	28	8-12	.667	2-4	.500	0-1	.000	0-2	2	4	1	3	0	3	18
N25	at Holy Cross	30	4-10	.400	2-4	.500	0-0	.000	1-2	3	1	1	5	1	0	10
N28	at Navy	26	2-3	.667	0-0	.000	4-5	.800	0-4	4	1	0	3	0	1	8
D1	Jacksonville St.	31	5-6	.833	1-2	.500	9-12	.750	3-3	6	0	1	6	0	1	20
D2	Cornell	35	7-12	.583	3-6	.500	4-4	1.000	3-3	6	2	4	1	0	1	21
D5	Towson	29	0-6	.000	0-3	.000	0-0	.000	0-0	0	0	4	1	0	0	0
D8	North Florida	30	2-5	.400	0-2	.000	1-2	.500	2-0	2	1	3	1	2	1	5
D22	UMBC	34	5-7	.714	2-3	.667	7-8	.875	2-1	3	1	2	2	2	1	19
D28	Hampton	31	4-5	.800	2-2	1.000	8-12	.667	0-1	1	3	3	3	0	1	18
D31	Richmond	30	4-6	.667	1-3	.333	2-4	.500	3-5	8	1	3	2	2	0	11
J3	at GMU	29	2-7	.286	0-1	.000	5-6	.833	4-4	8	2	5	4	0	1	9
J6	Northeastern	28	3-9	.333	1-5	.200	2-4	.500	1-1	2	2	2	2	1	1	9
J8	at Georgia St.	26	4-9	.444	3-4	.750	1-2	.500	1-2	3	3	1	2	0	1	12
J10	VCU	27	1-10	.100	1-6	.167	4-4	1.000	0-2	2	4	2	1	0	0	7
J13	at Delaware	23	0-4	.000	0-1	.000	2-2	1.000	2-5	7	3	3	3	0	0	2
J17	GMU	35	7-11	.636	3-5	.600	0-0	.000	2-4	6	5	4	1	0	0	17
J20	at Hofstra															
J24	at ODU															
J27	Georgia State															
J29	at VCU															
J31	JMU															
F3	UNCW															
F7	at JMU															
F10	at UNCW															
F14	Drexel															
F17	ESPN BracketBusters															
F21	at Drexel															
F24	ODU															

* Games started

KISIELIUS' CAREER STATISTICS

Season	G-GS	Min-Avg	FG-A	Pct	3FG-A	Pct	FT-A	Pct	OR-DR	Reb-Avg	PF-FO	A	TO	Blk	St	Pts-Avg
2004-05	28-20	710-25.4	78-203	.384	19-63	.302	69-90	.767	22-65	87-3.1	55-3	53	60	4	14	244-8.7
2005-06	28-25	634-22.6	68-198	.343	12-60	.200	51-68	.750	30-67	97-3.5	53-2	41	64	1	14	199-7.1
2006-07	17-16	507-29.8	63-129	.488	24-54	.444	52-70	.743	25-40	65-3.8	38-1	41	43	8	13	202-11.9
Career	73-61	1851-25.4	209-530	.394	54-173	.312	172-228	.754	77-172	249-3.4	147-6	135	167	13	41	645-8.8

KISIELIUS' CAA STATISTICS

Season	G-GS	Min-Avg	FG-A	Pct	3FG-A	Pct	FT-A	Pct	OR-DR	Reb-Avg	PF-FO	A	TO	Blk	St	Pts-Avg
2004-05	18-14	504-28.0	57-145	.393	13-36	.361	54-69	.783	17-46	63-3.5	35-1	36	39	4	4	181-10.1
2005-06	18-15	390-21.7	40-125	.320	6-36	.167	31-40	.775	18-27	45-2.5	37-2	25	38	1	9	117-6.5
2006-07	7-7	197-28.1	17-56	.303	8-25	.320	14-18	.750	10-18	28-4.0	19-1	21	14	1	3	56-8.0
Career	43-36	1093-25.4	114-326	.350	27-97	.278	99-127	.776	45-91	136-3.2	91-4	82	91	5	16	354-8.2

SINGLE-GAME HIGHS

POINTS	
Season	21 vs. Cornell (12/2/06)
Career	23 at UNC Wilmington (2/9/05)
FIELD GOALS	
Season	8 vs. Wagner (11/20/06)
Career	8 vs. Wagner (11/20/06)
FIELD GOAL ATTEMPTS	
Season	12 vs. Cornell (12/2/06)
	12 vs. Wagner (11/20/06)
Career	15 at UNC Wilmington (2/9/05)
3-POINT FIELD GOALS	
Season	3, four times, most recently vs. George Mason (1/16/07)
Career	3, six times, most recently vs. George Mason (1/16/07)
3-POINT FIELD GOAL ATTEMPTS	
Season	6 vs. Cornell (12/2/06)
Career	8 at UNC Wilmington (2/9/05)
FREE THROWS	
Season	9 vs. Jacksonville State (12/1/06)
Career	9 vs. Jacksonville State (12/1/06)
FREE THROW ATTEMPTS	
Season	12 vs. Hampton (12/28/06)
	12 vs. Jacksonville State (12/1/06)
Career	12 vs. Hampton (12/28/06)
	12 vs. Jacksonville State (12/1/06)
REBOUNDS	
Season	8 at George Mason (1/3/07)
	8 vs. Richmond (12/31/06)
Career	9 at UMBC (12/17/05)
ASSISTS	
Season	5 at George Mason (1/3/07)
Career	5, three times, most recently at George Mason (1/3/07)
STEALS	
Season	3 vs. Wagner (11/20/06)
Career	3 vs. Wagner (11/20/06)
BLOCKED SHOTS	
Season	2, three times, most recently vs. Richmond (12/31/06)
Career	2, four times, most recently vs. Richmond (12/31/06)
MINUTES	
Season	35, three times, most recently vs. George Mason (1/16/07)
Career	35, six times, most recently vs. George Mason (1/16/07)

15

PETERSTEIN

So. - F - 6-9 - 225 (Houton, Texas/Westbury Christian)

SINGLE-GAME HIGHS

POINTS

Season 10 vs. North Florida (12/8/06)
 Career 16 vs. James Madison (1/28/06)

FIELD GOALS

Season 4 vs. George Mason (1/16/07)
 4 vs. Northeastern (1/6/07)
 Career 6 vs. Campbell (11/26/05)

FIELD GOAL ATTEMPTS

Season 8 vs. George Mason (1/16/07)
 Career 8 vs. George Mason (1/16/07)

3-POINT FIELD GOALS

Season 1 at Georgia State (1/8/07)
 1 vs. Northeastern (1/6/07)
 Career 1 at Georgia State (1/8/07)
 1 vs. Northeastern (1/6/07)

3-POINT FIELD GOAL ATTEMPTS

Season 1, six times, most recently
 vs. George Mason (1/16/07)
 Career 1, 12 times, most recently
 vs. George Mason (1/16/07)

FREE THROWS

Season 4 vs. North Florida (12/8/06)
 Career 8 vs. James Madison (1/28/06)

FREE THROW ATTEMPTS

Season 8 vs. North Florida (12/8/06)
 Career 11 vs. James Madison (1/28/06)

REBOUNDS

Season 8 vs. Richmond (12/31/06)
 Career 8 vs. Richmond (12/31/06)

ASSISTS

Season 4, three times, most recently
 at Georgia State (1/8/07)
 Career 4, three times, most recently
 at Georgia State (1/8/07)

STEALS

Season 2 vs. North Florida (12/8/06)
 Career 2, three times, most recently
 vs. North Florida (12/8/06)

BLOCKED SHOTS

Season 2 vs. North Florida (12/8/06)
 Career 2 vs. North Florida (12/8/06)
 2 at Old Dominion (2/9/06)

MINUTES

Season 30 vs. Cornell (12/2/06)
 Career 30 vs. Cornell (12/2/06)

- Connected on 3-pointer for the second straight game at Georgia State (1/8/07) finishing with five points and team-highs in rebounds (7) and assists (4)
- Tallied nine points, including his first career 3-point field goal vs. Northeastern (1/6/07)
- Led the Tribe with a career-high eight rebounds in the College's victory over Richmond (12/31/06)
- Tallied a season-high and his fourth career double-digit performance with 10 points against North Florida to go along with a career-high two blocked shots
- Played 28 minutes off the bench in the CAA opener against Towson and contributed a season-high six points, a team-high four rebounds and tied his career-high with four assists, while shooting 3-of-4 from the field
- Led the Tribe with six rebounds and four assists against Jacksonville State (12/1/06), both totals were career highs
- Started the Tribe's exhibition opening victory over Barton College, scoring seven points and pulling down two rebounds
- Played in 25 contests, while making a trio of starts as a freshman
- Scored in double figures on three occasions
- Had a career high 16 points on a perfect 4-of-4 from the field and 8-of-11 from the free throw line in an 86-68 victory over James Madison (1/28/06)
- Helped team win three Texas Private School state championships
- McDonald's All-American nominee

STEIN'S 2006-07 GAME-BY-GAME STATISTICS

Date	Opp	Min	FG-A	Pct	3FG-A	Pct	FT-A	Pct	O-D	Tot	PF	A	TO	B	S	Pts
N11	at Kansas St.	20	2-4	.500	0-0	.000	0-0	.000	3-3	6	4	2	2	0	0	4
N20	Wagner	7	1-1	1.000	0-0	.000	0-0	.000	0-0	0	4	1	1	0	0	2
N25	at Holy Cross	18	1-1	1.000	0-0	.000	1-2	.500	0-0	0	2	0	4	0	0	3
N28	at Navy	13	2-2	1.000	0-0	.000	0-0	.000	1-1	2	0	0	1	0	0	4
D1	Jacksonville St.	20	1-1	1.000	0-0	.000	0-2	.000	2-4	6	1	4	3	0	0	2
D2	Cornell	30	1-1	1.000	0-0	.000	0-3	.000	3-1	4	2	2	2	1	0	2
D5	Towson	28	3-4	.750	0-0	.000	0-1	.000	1-3	4	3	4	2	0	0	6
D8	North Florida	23	3-4	.750	0-1	.000	4-8	.500	0-4	4	3	0	1	2	2	10
D22	UMBC	19	2-5	.400	0-0	.000	0-0	.000	0-2	2	3	0	0	0	1	4
D28	Hampton	20	2-3	.667	0-0	.000	3-3	1.000	2-1	3	4	1	3	0	0	7
D31	Richmond	20	1-2	.500	0-1	.000	2-3	.667	4-4	8	2	1	1	0	0	4
J3	at GMU	26	2-3	.667	0-0	.000	0-0	.000	1-2	3	4	1	0	0	0	4
J6	Northeastern	24	4-7	.571	1-1	1.000	0-0	.000	0-3	3	1	0	2	0	1	9
J8	at Georgia St.	26	2-2	1.000	1-1	1.000	0-0	.000	1-6	7	2	4	2	0	0	5
J10	VCU	13	0-2	.000	0-1	.000	0-0	.000	0-1	1	5	0	1	0	1	0
J13	at Delaware	13	2-4	.600	0-0	.000	1-2	.500	0-2	2	2	0	1	0	1	5
J17	GMU	28	4-8	.500	0-1	.000	0-0	.000	1-1	2	1	0	2	0	0	8
J20	at Hofstra															
J24	at ODU															
J27	Georgia State															
J29	at VCU															
J31	JMU															
F3	UNCW															
F7	at JMU															
F10	at UNCW															
F14	Drexel															
F17	ESPN BracketBusters															
F21	at Drexel															
F24	ODU															

* Games started

STEIN'S CAREER STATISTICS

Season	G-GS	Min-Avg	FG-A	Pct	3FG-A	Pct	FT-A	Pct	OR-DR	Reb-Avg	PF-FO	A	TO	Blk	St	Pts-Avg
2005-06	25-3	371-14.8	41-71	.577	0-6	.000	19-32	.594	19-30	49-2.0	44-1	18	33	4	9	101-4.0
2006-07	17-14	348-20.5	33-54	.611	2-6	.333	11-24	.458	19-38	57-3.4	43-1	20	28	3	6	79-4.6
Career	42-17	719-17.1	74-125	.592	2-12	.167	30-56	.536	38-68	106-2.5	87-2	38	61	7	15	180-4.3

STEIN'S CAA STATISTICS

Season	G-GS	Min-Avg	FG-A	Pct	3FG-A	Pct	FT-A	Pct	OR-DR	Reb-Avg	PF-FO	A	TO	Blk	St	Pts-Avg
2005-06	17-1	270-15.9	28-51	.549	0-5	.000	18-30	.600	16-19	35-2.1	31-1	13	24	4	6	74-4.4
2006-07	7-6	148-21.1	17-30	.567	2-4	.500	1-3	.333	4-18	22-3.1	15-1	9	10	0	3	37-5.3
Career	24-7	428-17.8	45-81	.556	2-9	.222	19-33	.576	20-37	57-2.4	46-2	22	34	4	9	111-4.6

20

KYLE CARRABINE

Jr. - F - 6-7 - 205 (Naperville, Ill./Neuqua Valley)

- One of the Tribe's best threats from 3-point range, connecting on 37 percent in 13.8 minutes a game off the bench
- Played 19 minutes at Georgia State (1/8/07) and scored five straight points to answer a Panther run, including an NBA 3-pointer as the shot clock expired
- Gave W&M its first lead at George Mason (1/3/07) with a 3-pointer from the right wing midway through the first half
- Connected on a pair of 3-pointers during a two-minute span late in the first half to give the Tribe a halftime lead against Hampton (12/28/06)
- Came off the bench to tally career highs in rebounds (4) and steals (1) to go along with five points against UMBC (12/22/06)
- In his second career start vs. Towson (12/5/06), scored a career-high 10 points, while connecting on 3-of-6 from 3-point range
- Started his first career game against Jacksonville State (12/1/06) and finished with two points, two rebounds and an assist
- Notched then-career highs in minutes (18), points (9) and 3-point field goals made (3) against Navy (11/28/06)
- All three of his treys against Navy came in the first half to keep the Tribe within striking distance
- Knocked down his lone 3-point field goal on the season on his way to scoring a then career-high five points at Old Dominion (2/9/06)
- First career points came on a 3-pointer at No. 8 Kentucky (12/22/04)

SINGLE-GAME HIGHS

POINTS	
Season	10 vs. Towson (12/5/06)
Career	10 vs. Towson (12/5/06)
FIELD GOALS	
Season	3 vs. Towson (12/5/06) 3 at Navy (11/28/06)
Career	3 vs. Towson (12/5/06) 3 at Navy (11/28/06)
FIELD GOAL ATTEMPTS	
Season	7 at Navy (11/28/06)
Career	7 at Navy (11/28/06)
3-POINT FIELD GOALS	
Season	3 vs. Towson (12/5/06) 3 at Navy (11/28/06)
Career	3 vs. Towson (12/5/06) 3 at Navy (11/28/06)
3-POINT FIELD GOAL ATTEMPTS	
Season	7 at Navy (11/28/06)
Career	7 at Navy (11/28/06)
FREE THROWS	
Season	2 vs. Wagner (11/20/06)
Career	2 vs. Wagner (11/20/06) 2 at Old Dominion (2/9/06)
FREE THROW ATTEMPTS	
Season	3 vs. Wagner (11/20/06)
Career	3 vs. Wagner (11/20/06) 3 at Old Dominion (2/9/06)
REBOUNDS	
Season	4 at George Mason (1/3/07) 4 vs. UMBC (12/22/06)
Career	4 at George Mason (1/3/07) 4 vs. UMBC (12/22/06)
ASSISTS	
Season	2 vs. Northeastern (1/6/07)
Career	2 vs. Northeastern (1/6/07)
STEALS	
Season	1, three times, most recently at Georgia State (1/8/07)
Career	1, six times, most recently at Georgia State (1/8/07)
BLOCKED SHOTS	
Season	1 vs. Northeastern (1/6/07)
Career	1 vs. Northeastern (1/6/07)
MINUTES	
Season	21 at Delaware (1/13/07)
Career	21 at Delaware (1/13/07)

CARRABINE'S 2006-07 GAME-BY-GAME STATISTICS

Date	Opp	Min	FG-A	Pct	3FG-A	Pct	FT-A	Pct	O-D	Tot	PF	A	TO	B	S	Pts
N11	at Kansas St.	3	0-0	.000	0-0	.000	0-0	.000	0-0	0	0	0	0	0	0	0
N20	Wagner	12	1-1	1.000	0-0	.000	2-3	.667	0-1	1	0	0	0	0	0	4
N25	at Holy Cross	2	0-0	.000	0-0	.000	0-0	.000	0-0	0	0	0	0	0	0	0
N28	at Navy	18	3-7	.429	3-7	.429	0-0	.000	0-0	0	0	0	1	0	0	9
D1	Jacksonville St.	14	1-5	.200	0-3	.000	0-0	.000	0-2	2	0	1	0	0	0	2
D2	Cornell	13	2-3	.667	1-2	.500	0-0	.000	1-0	1	1	0	0	0	0	5
D5	Towson	16	3-6	.500	3-6	.500	1-2	.500	0-2	2	2	0	0	0	0	10
D8	North Florida	10	2-3	.667	1-2	.500	0-0	.000	0-1	1	0	0	1	0	0	5
D22	UMBC	13	2-5	.400	1-3	.333	0-0	.000	0-4	4	1	0	0	0	1	5
D28	Hampton	15	2-4	.500	2-4	.500	0-0	.000	1-0	1	0	1	1	0	0	6
D31	Richmond	15	2-4	.500	2-4	.500	1-2	.500	1-1	2	1	0	1	0	0	7
J3	at GMU	17	2-3	.667	1-2	.500	0-0	.000	1-3	4	0	1	1	0	1	5
J6	Northeastern	18	2-3	.667	1-2	.500	1-2	.500	0-3	3	1	2	0	1	0	6
J8	at Georgia St.	19	2-4	.500	1-2	.500	0-0	.000	0-1	1	1	0	1	0	1	5
J10	VCU	12	0-1	.000	0-1	.000	0-0	.000	0-0	0	0	0	0	0	0	0
J13	at Delaware	21	2-6	.333	0-3	.000	1-2	.500	0-1	1	0	1	1	0	0	5
J17	GMU	15	1-6	.167	1-5	.200	0-1	.000	0-1	1	0	0	1	0	0	3
J20	at Hofstra															
J24	at ODU															
J27	Georgia State															
J29	at VCU															
J31	JMU															
F3	UNCW															
F7	at JMU															
F10	at UNCW															
F14	Drexel															
F17	ESPN BracketBusters															
F21	at Drexel															
F24	ODU															

CARRABINE'S CAREER STATISTICS

Season	G-GS	Min-Avg	FG-A	Pct	3FG-A	Pct	FT-A	Pct	OR-DR	Reb-Avg	PF-FO	A	TO	Blk	St	Pts-Avg
2004-05	15-0	75-5.0	6-16	.375	2-10	.200	1-2	.500	2-4	6-0.4	5-0	3	1	0	3	15-1.0
2005-06	8-0	30-3.8	3-11	.273	1-6	.167	2-3	.667	0-4	4-0.5	0-0	0	2	0	0	9-1.1
2006-07	17-2	234-13.8	27-61	.443	17-46	.370	6-12	.500	5-19	24-1.4	7-0	6	8	1	3	77-4.5
Career	40-2	338-8.5	36-88	.409	20-62	.323	9-17	.529	7-27	34-0.9	12-0	9	11	1	6	101-2.5

CARRABINE'S CAA STATISTICS

Season	G-GS	Min-Avg	FG-A	Pct	3FG-A	Pct	FT-A	Pct	OR-DR	Reb-Avg	PF-FO	A	TO	Blk	St	Pts-Avg
2004-05	9-0	52-5.8	4-9	.444	1-5	.200	1-2	.500	2-4	6-0.7	4-0	0	1	0	1	10-1.1
2005-06	7-0	23-3.3	3-8	.375	1-5	.200	2-3	.667	0-1	1-0.1	0-0	0	0	0	0	9-1.3
2006-07	7-1	118-16.9	12-28	.429	7-21	.333	3-7	.429	1-11	12-1.7	4-0	4	4	1	2	34-4.8
Career	23-1	193-8.4	19-46	.413	9-31	.290	6-12	.500	3-16	19-0.8	8-0	4	5	1	3	53-2.3

22

DANNY SUMNER

Fr. - F - 6-7 - 190 (Fairfax, Va./Paul VI)

SINGLE-GAME HIGHS

POINTS

Season 12 vs. Wagner (11/20/06)
 Career 12 vs. Wagner (11/20/06)

FIELD GOALS

Season 5 vs. Wagner (11/20/06)
 Career 5 vs. Wagner (11/20/06)

FIELD GOAL ATTEMPTS

Season 10 vs. Wagner (11/20/06)
 Career 10 vs. Wagner (11/20/06)

3-POINT FIELD GOALS

Season 2 vs. Wagner (11/20/06)
 Career 2 vs. Wagner (11/20/06)

3-POINT FIELD GOAL ATTEMPTS

Season 5 vs. Wagner (11/20/06)
 Career 5 vs. Wagner (11/20/06)

FREE THROWS

Season 2 at Delaware (1/13/07)
 Career 2 at Delaware (1/13/07)

FREE THROW ATTEMPTS

Season 6 vs. Jacksonville State (12/1/06)
 Career 6 vs. Jacksonville State (12/1/06)

REBOUNDS

Season 4 at Holy Cross (11/25/06)
 Career 4 at Holy Cross (11/25/06)

ASSISTS

Season 1, four times, most recently
 vs. Towson (12/5/06)
 Career 1, four times, most recently
 vs. Towson (12/5/06)

STEALS

Season 1, three times, most recently
 vs. Jacksonville State (12/1/06)
 Career 1, three times, most recently
 vs. Jacksonville State (12/1/06)

BLOCKED SHOTS

Season 1 vs. Jacksonville State (12/1/06)
 Career 1 vs. Jacksonville State (12/1/06)

MINUTES

Season 19 at Navy (11/28/06)
 Career 19 at Navy (11/28/06)

- Scored four points in the second half at Delaware (1/13/07)
- Highlight reel two-handed dunk after driving the left baseline in the first half at Georgia State (1/8/07)
- Made first career start against Cornell (12/2/06)
- Scored his first collegiate points with 12 on 5-of-10 from the field against Wagner (11/20/06)
- Pulled down three rebounds, all offensive, against the Seahawks
- Played 12 minutes and finished with two points, three rebounds and a block against Barton College
- His two points against the Bulldogs came on a follow-up two-handed dunk
- Named to the *Washington Post* First-Team All-Metro squad as a senior
- Honored with the Ron Johnson Award as the Five Star Most Promising Guard Prospect
- A First-Team *D.C. Examiner* and WCACA All-Conference selection
- Named the Virginia Independent Schools State Player of the Year in 2006
- Averaged 19.3 points, 8.6 rebounds, 2.0 assists and 2.0 blocks per game as a senior at Paul VI Catholic
- Led team to the Virginia Independent Schools Division I State final in 2004 and 2005, while advancing to the semifinals in 2006
- A honorable mention *Washington Post* All-Metro pick as a junior
- First W&M player from Paul VI since David Cully, who graduated from W&M in 1996 as the College's all-time blocked shots leader (248)

SUMNER'S 2006-07 GAME-BY-GAME STATISTICS

Date	Opp	Min	FG-A	Pct	3FG-A	Pct	FT-A	Pct	O-D	Tot	PF	A	TO	B	S	Pts
N11	at Kansas St.	6	0-1	.000	0-1	.000	0-0	.000	0-0	0	1	1	1	0	0	0
N20	Wagner	16	5-10	.500	2-5	.400	0-0	.000	3-0	3	0	1	0	0	1	12
N25	at Holy Cross	14	1-4	.250	0-0	.000	0-1	.000	2-2	4	0	0	2	0	0	2
N28	at Navy	19	2-8	.250	0-3	.000	0-0	.000	1-0	1	0	1	1	0	1	4
D1	Jacksonville St.	10	0-4	.000	0-0	.000	0-6	.000	2-0	2	0	0	0	1	1	0
D2	Cornell	10	1-4	.250	0-2	.000	0-0	.000	0-0	0	0	0	1	0	0	2
D5	Towson	3	0-2	.000	0-1	.000	0-0	.000	0-1	1	0	1	0	0	0	0
D8	North Florida	1	0-1	.000	0-1	.000	0-0	.000	0-0	0	0	0	0	0	0	0
D22	UMBC															DNP
D28	Hampton															DNP
D31	Richmond															DNP
J3	at GMU															DNP
J6	Northeastern															DNP
J8	at Georgia St.	3	1-1	1.000	0-0	.000	0-0	.000	0-0	0	0	0	0	0	0	2
J10	VCU	3	1-2	.500	0-1	.000	0-0	.000	0-0	0	0	0	0	0	0	2
J13	at Delaware	8	1-2	.500	0-0	.000	2-2	.500	0-0	0	2	0	2	0	0	4
J17	GMU															DNP
J20	at Hofstra															DNP
J24	at ODU															DNP
J27	Georgia State															DNP
J29	at VCU															DNP
J31	JMU															DNP
F3	UNCW															DNP
F7	at JMU															DNP
F10	at UNCW															DNP
F14	Drexel															DNP
F17	ESPN BracketBusters															DNP
F21	at Drexel															DNP
F24	ODU															DNP

* Games started

SUMNER'S CAREER STATISTICS

Season	G-GS	Min-Avg	FG-A	Pct	3FG-A	Pct	FT-A	Pct	OR-DR	Reb-Avg	PF-FO	A	TO	Blk	St	Pts-Avg
2006-07	11-1	93-8.5	12-39	.308	2-14	.143	2-9	.222	8-3	11-1.0	3-0	4	7	1	3	28-2.4
Career	11-1	93-8.5	12-39	.308	2-14	.143	2-9	.222	8-3	11-1.0	3-0	4	7	1	3	28-2.4

SUMNER'S CAA STATISTICS

Season	G-GS	Min-Avg	FG-A	Pct	3FG-A	Pct	FT-A	Pct	OR-DR	Reb-Avg	PF-FO	A	TO	Blk	St	Pts-Avg
2006-07	4-0	17-4.3	3-7	.429	0-2	.000	2-2	1.000	0-1	1-0.3	2-0	1	2	0	0	8-2.0
Career	4-0	17-4.3	3-7	.429	0-2	.000	2-2	1.000	0-1	1-0.3	2-0	1	2	0	0	8-2.0

23

CHRIS DARNELL

So. - F - 6-8 - 210 (Fredericksburg, Va./North Stafford)

- Finished with two points and four rebounds in W&M's victory at George Mason (1/3/07)
- Had a career-high two blocked shots vs. Cornell (12/2/06)
- Started his first game of the season and second of his career at Navy (11/28/06)
- Turned in an all-around solid performance against Wagner (11/20/06) with seven points, five rebounds and a career-high three assists in 15 minutes off the bench
- Came off the bench in Tribe's exhibition win over Barton College, finishing with three points, three rebounds and two assists in 14 minutes of action
- Earned his first career start against Hofstra (2/20/06)
- In his first career game against Maine (11/18/05), knocked down a pair of 3-point field goals on his way to six points, four rebounds and two assists in 15 minutes
- Tallied a season-high eight points on 3-of-5 from the field to go along with a career-best seven rebounds against Delaware (2/15/06)
- Led the team in rebounding on three occasions, including back-to-back games with seven boards against Delaware (2/15/06) and four vs. Hofstra (2/20/06)
- Selected to the Virginia Group AAA All-State Second-Team by the *Associated Press*
- *Free-Lance Star* and district player of the year as a senior
- Set North Stafford High School's career scoring record with 1,464 points
- Averaged 24 points and 10 rebounds a game as a senior

DARNELL'S 2006-07 GAME-BY-GAME STATISTICS

Date	Opp	Min	FG-A	Pct	3FG-A	Pct	FT-A	Pct	O-D	Tot	PF	A	TO	B	S	Pts
N11	at Kansas St.	9	1-2	.500	1-1	1.000	0-0	.000	0-3	3	1	1	1	0	0	3
N20	Wagner	15	3-5	.600	1-1	1.000	0-0	.000	3-2	5	1	3	1	0	0	7
N25	at Holy Cross	3	0-1	.000	0-0	.000	0-0	.000	0-0	0	0	0	0	0	0	0
N28	at Navy	10	0-1	.000	0-0	.000	0-0	.000	0-2	2	1	1	2	1	0	0
D1	Jacksonville St.	16	0-3	.000	0-0	.000	0-2	.000	0-5	5	2	1	3	0	0	0
D2	Cornell	17	1-2	.500	0-0	.000	1-1	1.000	0-1	1	2	3	2	2	1	3
D5	Towson	4	0-0	.000	0-0	.000	2-2	1.000	1-2	3	2	0	2	0	0	2
D8	North Florida	9	0-0	.000	0-0	.000	0-0	.000	0-0	0	1	0	1	0	1	0
D22	UMBC	12	0-0	.000	0-0	.000	0-0	.000	0-0	0	1	0	0	0	0	0
D28	Hampton	3	0-1	.000	0-0	.000	0-0	.000	0-0	0	0	0	0	0	0	0
D31	Richmond	10	1-3	.333	0-1	.000	0-2	.000	1-2	3	2	1	1	0	0	2
J3	at GMU	11	1-5	.200	0-3	.000	0-0	.000	1-3	4	2	1	0	0	0	2
J6	Northeastern	10	1-3	.333	0-1	.000	0-0	.000	2-1	3	0	0	1	0	0	2
J8	at Georgia St.	14	2-2	1.000	0-0	.000	1-2	.500	0-1	1	2	0	0	1	0	5
J10	VCU	9	0-1	.000	0-0	.000	0-0	.000	0-1	1	1	1	1	0	1	0
J13	at Delaware	8	1-2	.500	0-1	.000	0-0	.000	0-1	1	3	0	0	1	0	2
J17	GMU	1	0-0	.000	0-0	.000	0-0	.000	0-0	0	0	0	0	0	0	0
J20	at Hofstra															
J24	at ODU															
J27	Georgia State															
J29	at VCU															
J31	JMU															
F3	UNCW															
F7	at JMU															
F10	at UNCW															
F14	Drexel															
F17	ESPN BracketBusters															
F21	at Drexel															
F24	ODU															

* Games started

DARNELL'S CAREER STATISTICS

Season	G-GS	Min-Avg	FG-A	Pct	3FG-A	Pct	FT-A	Pct	OR-DR	Reb-Avg	PF-FO	A	TO	Blk	St	Pts-Avg
2005-06	21-1	237-11.3	23-60	.383	4-18	.222	5-8	.625	14-32	46-2.2	5-0	13	13	3	3	55-2.6
2006-07	17-2	161-9.5	11-31	.355	2-8	.260	4-9	.444	6-23	29-1.7	21-0	12	15	5	3	28-1.6
Career	38-3	378-9.9	34-91	.374	6-26	.231	9-17	.529	20-55	75-2.0	26-0	25	28	8	6	83-2.2

DARNELL'S CAA STATISTICS

Season	G-GS	Min-Avg	FG-A	Pct	3FG-A	Pct	FT-A	Pct	OR-DR	Reb-Avg	PF-FO	A	TO	Blk	St	Pts-Avg
2005-06	15-1	174-11.6	16-47	.340	2-13	.154	5-8	.625	12-23	35-2.3	3-0	9	10	3	3	39-2.6
2006-07	7-0	57-8.1	5-13	.385	0-5	.000	3-5	.750	4-9	13-1.9	10-0	2	4	2	1	13-1.9
Career	22-1	231-10.5	21-60	.350	2-18	.111	8-12	.667	16-32	48-2.2	13-0	11	14	5	4	52-2.4

SINGLE-GAME HIGHS

POINTS	
Season	7 vs. Wagner (11/20/06)
Career	8 vs. Delaware (2/15/06)
FIELD GOALS	
Season	3 vs. Wagner (11/20/06)
Career	3, four times, most recently vs. Wagner (11/20/06)
FIELD GOAL ATTEMPTS	
Season	5 at George Mason (1/3/07)
	5 vs. Wagner (11/20/06)
Career	6 vs. Georgia State (2/4/06)
	6 at UNC Wilmington (1/7/06)
3-POINT FIELD GOALS	
Season	1 vs. Wagner (11/20/06)
	1 at Kansas State (11/11/06)
Career	2 vs. Maine (11/18/05)
3-POINT FIELD GOAL ATTEMPTS	
Season	3 at George Mason (1/3/07)
Career	3 at George Mason (1/3/07)
	3 at Towson (12/3/05)
FREE THROWS	
Season	2 vs. Towson (12/5/06)
Career	2 vs. Hofstra (2/20/06)
FREE THROW ATTEMPTS	
Season	2, four times, most recently at Georgia State (1/8/07)
Career	2, seven times, most recently at Georgia State (1/8/07)
REBOUNDS	
Season	5 vs. Wagner (11/20/06)
Career	7 vs. Delaware (2/15/06)
ASSISTS	
Season	3 vs. Cornell
	3 vs. Wagner (11/20/06)
Career	3, four times, most recently vs. Cornell (12/2/06)
STEALS	
Season	1, three times, most recently vs. VCU (1/10/07)
Career	1, six times, most recently vs. VCU (1/10/07)
BLOCKED SHOTS	
Season	2 vs. Cornell (12/2/06)
Career	2 vs. Cornell (12/2/06)
MINUTES	
Season	17 vs. Cornell (12/2/06)
Career	21 vs. Delaware (2/15/06)

SINGLE-GAME HIGHS

POINTS
 Season 26 vs. VCU (1/10/07)
 Career 26 vs. VCU (1/10/07)

FIELD GOALS
 Season 7 vs. VCU (1/10/07)
 7 vs. Towson (12/5/06)
 Career 7, four times, most recently vs. VCU (1/10/07)

FIELD GOAL ATTEMPTS
 Season 16 vs. Towson (12/5/06)
 16 at Navy (11/28/06)
 Career 16 vs. Towson (12/5/06)
 16 at Navy (11/28/06)

3-POINT FIELD GOALS
 Season 2 vs. VCU (1/10/07)
 2 vs. Hampton (12/28/06)
 Career 3 at Drexel (2/23/06)

3-POINT FIELD GOAL ATTEMPTS
 Season 4, four times, most recently vs. George Mason (1/16/07)
 Career 4, five times, most recently vs. George Mason (1/16/07)

FREE THROWS
 Season 10 vs. VCU (1/10/07)
 Career 10 vs. VCU (1/10/07)

FREE THROW ATTEMPTS
 Season 11 vs. VCU (1/10/07)
 Career 11 vs. VCU (1/10/07)

REBOUNDS
 Season 9 at George Mason (1/3/07)
 Career 9 at George Mason (1/3/07)

ASSISTS
 Season 5 vs. George Mason (1/16/07)
 Career 8 vs. Campbell (11/26/05)

STEALS
 Season 4 vs. VCU (1/10/07)
 Career 4, three times, most recently vs. VCU (1/10/07)

BLOCKED SHOTS
 Season 1 at Navy (11/28/06)
 Career 1, three times, most recently at Navy (11/28/06)

MINUTES
 Season 36 at Holy Cross (11/25/06)
 Career 36 at Holy Cross (11/25/06)

24

ADAMPAYTON

Sr. - G - 6-3 - 195 (Burlington, N.J./The Lawrenceville School)

- Leads W&M and ranks 16th in the CAA in scoring at 12.4 per game
- Turned in a career game vs. VCU (1/10/07), leading all scorers with 26 points to go along with a career-high tying four steals
- Scored the final four points, all free throws, leading W&M to a 60-57 win over Northeastern with 15 points, including 8-of-9 from the free throw line
- Has scored in double figures on 12 occasions this season
- Tallied 10 of his 12 points in the second half at George Mason (1/3/07), including the game clinching free throws
- Pulled down a career-high nine rebounds, including four offensive at GMU
- Chipped in 16 points off the bench, including a trio of dunks vs. Towson (12/5/06)
- Earned W&M Tip-Off MVP honors with an exceptional performance over the final five minutes against Cornell (12/2/06) to lead the Tribe back from a 13-point deficit
- Team Co-Captain with senior Adam Trumbower
- Topped W&M in steals in 2005-06, ranking eighth in the CAA
- Ranked third on the team in assists, while ranking fifth in points per game
- Had a career-high 20 points against Virginia Tech (12/27/05) on 7-of-9 shooting and a perfect 5-of-5 from the free throw line
- The eight assists vs. Campbell were a W&M season-high in 2005-06
- Transferred to W&M from Vanderbilt prior to the 2004-05 season

PAYTON'S 2006-07 GAME-BY-GAME STATISTICS

Date	Opp	Min	FG-A	Pct	3FG-A	Pct	FT-A	Pct	O-D	Tot	PF	A	TO	B	S	Pts
N11	at Kansas St.	29	2-8	.250	0-2	.000	1-1	1.000	1-2	3	1	2	3	0	0	5
N20	Wagner	21	4-6	.667	1-3	.333	0-0	.000	1-7	8	1	2	1	0	2	9
N25	at Holy Cross	36	5-14	.357	1-4	.250	4-5	.800	2-3	5	3	3	1	0	1	15
N28	at Navy	28	5-16	.313	0-2	.000	2-2	1.000	3-0	3	3	1	2	1	2	12
D1	Jacksonville St.	26	6-10	.600	1-2	.500	5-6	.833	2-3	5	1	0	4	0	2	18
D2	Cornell	34	1-5	.200	0-1	.000	8-10	.800	1-1	2	0	1	3	0	3	10
D5	Towson	28	7-16	.438	1-4	.250	1-2	.500	0-4	4	5	0	1	0	1	16
D8	North Florida	26	4-10	.400	1-3	.333	1-1	1.000	1-2	3	1	0	3	0	3	10
D22	UMBC	32	1-2	.500	1-1	1.000	4-4	1.000	0-4	4	1	4	1	0	0	7
D28	Hampton	33	4-7	.571	2-2	1.000	2-2	1.000	1-1	2	2	2	4	0	1	12
D31	Richmond	33	4-7	.571	1-2	.500	4-6	.667	1-3	4	1	2	3	0	1	13
J3	at GMU	31	5-14	.357	0-2	.000	2-2	1.000	4-5	9	2	2	2	0	1	12
J6	Northeastern	33	3-9	.333	1-2	.500	8-9	.889	0-2	2	1	2	1	0	2	15
J8	at Georgia St.	28	3-8	.375	0-2	.000	1-1	1.000	2-2	4	0	1	4	0	1	7
J10	VCU	35	7-13	.538	2-2	1.000	10-11	.909	3-2	5	2	2	5	0	4	26
J13	at Delaware	33	8-14	.571	1-4	.250	2-4	.500	1-3	4	2	2	1	0	3	19
J17	GMU	30	1-6	.167	0-4	.000	2-3	.667	1-2	3	2	5	3	0	0	4
J20	at Hofstra															
J24	at ODU															
J27	Georgia State															
J29	at VCU															
J31	JMU															
F3	UNCW															
F7	at JMU															
F10	at UNCW															
F14	Drexel															
F17	ESPN BracketBusters															
F21	at Drexel															
F24	ODU															

• Games started

PAYTON'S CAREER STATISTICS

Season	G-GS	Min-Avg	FG-A	Pct	3FG-A	Pct	FT-A	Pct	OR-DR	Reb-Avg	PF-FO	A	TO	Blk	St	Pts-Avg
2002-03†	23-0	179-7.8	10-28	.357	6-12	.500	3-12	.250	0-5	5-0.2	14-0	12	13	0	8	29-1.3
2003-04†	29-0	252-8.7	25-46	.543	5-12	.417	9-18	.500	0-21	21-0.7	14-0	22	25	1	8	64-2.2
2005-06	28-26	675-24.1	70-145	.483	14-30	.467	42-63	.667	23-48	71-2.5	41-1	50	53	1	45	196-7.0
2006-07	17-15	516-30.4	70-165	.424	13-42	.310	57-69	.826	24-46	70-4.1	28-1	31	42	1	27	210-12.4
Career	97-41	1622-16.7	175-384	.456	38-96	.396	111-162	.685	47-120	167-1.7	97-2	115	127	3	88	499-5.1

† at Vanderbilt

PAYTON'S CAA STATISTICS

Season	G-GS	Min-Avg	FG-A	Pct	3FG-A	Pct	FT-A	Pct	OR-DR	Reb-Avg	PF-FO	A	TO	Blk	St	Pts-Avg
2005-06	18-17	413-22.9	36-86	.419	8-20	.400	15-24	.625	14-26	40-2.2	28-1	28	33	0	24	95-5.3
2006-07	7-6	218-31.1	34-80	.425	5-20	.250	26-32	.813	11-20	31-4.4	9-0	14	17	0	12	99-14.1
Career	25-23	631-25.2	70-166	.422	13-40	.325	41-56	.732	25-46	71-2.8	37-1	42	50	0	36	194-7.9

25

CHRIS STRATTON

Jr. - F - 6-6 - 205 (Burke, Va./Lake Braddock)

- Saw first action of the 2006-07 season against Wagner (11/20/06) and scored two points
- Walk on forward from Burke, Va.
- Appeared in nine games, averaging 0.3 points and 0.7 rebounds per game in 2005-06
- Notched a season-high two points in six minutes of action at Towson (12/3/05)
- Pulled down a season-high three rebounds in the season-opening victory over Maine (11/18/05)
- Played in 14 games and earned first career start against Hofstra (1/31/05) as a freshman
- Scored a career-high four points against Longwood (12/1/04)
- Pulled down four rebounds, including three offensive, at UNC Greensboro (12/20/04)

SINGLE-GAME HIGHS

POINTS
 Season 2 vs. Wagner (11/20/06)
 Career 4 vs. Longwood (12/1/04)

FIELD GOALS
 Season 1 vs. Wagner (11/20/06)
 Career 1, six times, most recently vs. Wagner (11/20/06)

FIELD GOAL ATTEMPTS
 Season 1 vs. Wagner (11/20/06)
 Career 3 at UNC Greensboro (12/20/04)

3-POINT FIELD GOALS
 Season None
 Career None

3-POINT FIELD GOAL ATTEMPTS
 Season None
 Career 1 at George Mason (1/29/05)

FREE THROWS
 Season None
 Career 2 vs. Longwood (12/1/04)

FREE THROW ATTEMPTS
 Season 1 vs. Wagner (11/20/06)
 Career 2 vs. Hofstra (2/20/06)

REBOUNDS
 Season None
 Career 4 at UNC Greensboro (12/20/04)

ASSISTS
 Season None
 Career 1, three times, most recently at Old Dominion (2/9/06)

STEALS
 Season None
 Career 1, three times, most recently vs. Hofstra (2/20/06)

BLOCKED SHOTS
 Season None
 Career 1 vs. Hofstra (2/20/06)

MINUTES
 Season 2 vs. Wagner (11/20/06)
 Career 18 at Hofstra (1/31/05)

STRATTON'S 2006-07 GAME-BY-GAME STATISTICS

Date	Opp	Min	FG-A	Pct	3FG-A	Pct	FT-A	Pct	O-D	Tot	PF	A	TO	B	S	Pts
N11	at Kansas St.						DNP									
N20	Wagner	2	1-1	1.000	0-0	.000	0-0	.000	1-0	1	0	0	0	0	0	2
N25	at Holy Cross						DNP									
N28	at Navy						DNP									
D1	Jacksonville St.						DNP									
D2	Cornell						DNP									
D5	Towson						DNP									
D8	North Florida	1	0-0	.000	0-0	.000	0-0	.000	0-0	0	0	0	0	0	0	0
D22	UMBC						DNP									
D28	Hampton						DNP									
D31	Richmond						DNP									
J3	at GMU						DNP									
J6	Northeastern						DNP									
J8	at Georgia St.	0+	0-0	.000	0-0	.000	0-0	.000	0-0	0	0	0	0	0	0	0
J10	VCU						DNP									
J13	at Delaware						DNP									
J17	GMU						DNP									
J20	at Hofstra						DNP									
J24	at ODU						DNP									
J27	Georgia State						DNP									
J29	at VCU						DNP									
J31	JMU						DNP									
F3	UNCW						DNP									
F7	at JMU						DNP									
F10	at UNCW						DNP									
F14	Drexel						DNP									
F17	ESPN BracketBusters						DNP									
F21	at Drexel						DNP									
F24	ODU						DNP									

* Games started

STRATTON'S CAREER STATISTICS

Season	G-GS	Min-Avg	FG-A	Pct	3FG-A	Pct	FT-A	Pct	OR-DR	Reb-Avg	PF-FO	A	TO	Blk	St	Pts-Avg
2004-05	14-1	82-5.9	5-9	.556	0-1	.000	2-2	1.000	7-7	14-1.0	6-0	2	5	0	1	12-0.9
2005-06	9-0	24-2.7	1-3	.333	0-0	.000	1-2	.500	2-4	6-0.7	1-0	1	1	1	2	3-0.3
2006-07	3-0	3-1.5	1-1	1.000	0-0	.000	0-0	.000	1-0	1-0.3	0-0	0	0	0	0	2-0.7
Career	26-1	109-4.4	7-13	.538	0-1	.000	3-4	.750	10-11	21-0.8	7-0	3	6	1	3	17-0.7

STRATTON'S CAA STATISTICS

Season	G-GS	Min-Avg	FG-A	Pct	3FG-A	Pct	FT-A	Pct	OR-DR	Reb-Avg	PF-FO	A	TO	Blk	St	Pts-Avg
2004-05	7-1	51-7.3	2-3	.667	0-1	.000	0-0	.000	2-3	5-0.7	6-0	0	2	0	1	4-0.6
2005-06	8-0	18-2.3	1-2	.500	0-0	.000	1-2	.500	0-3	3-0.4	1-0	1	1	1	2	3-0.4
2006-07	1-0	0-0.0	0-0	.000	0-0	.000	0-0	.000	0-0	0-0.0	0-0	0	0	0	0	0-0.0
Career	16-1	69-4.6	3-5	.600	0-1	.000	1-2	.500	2-6	8-0.5	7-0	1	3	1	3	7-0.4

SINGLE-GAME HIGHS

POINTS
 Season 9 vs. Wagner (11/20/06)
 Career 27 at VCU(2/23/05)

FIELD GOALS
 Season 4 at Holy Cross (11/25/06)
 Career 4 vs. Wagner (11/20/06)
 Career 10 at Hofstra (1/24/04)

FIELD GOAL ATTEMPTS
 Season 10 vs. Wagner (11/20/06)
 Career 18 at Northeastern (2/2/06)

3-POINT FIELD GOALS
 Season None
 Career None

3-POINT FIELD GOAL ATTEMPTS
 Season None
 Career None

FREE THROWS
 Season 4 vs. VCU (1/10/07)
 Career 13 at VCU (2/23/05)

FREE THROW ATTEMPTS
 Season 6 vs. VCU (1/10/07)
 Career 17, Delaware (2/11/04)

REBOUNDS
 Season 6 at Holy Cross (11/25/06)
 Career 13, three times, most recently
 at Towson (2/26/05)

ASSISTS
 Season 1, five times, most recently
 vs. George Mason (1/16/07)
 Career 4 vs. Towson (2/18/04)
 Career 4 at Virginia (1/5/04)

STEALS
 Season 3 vs. Jacksonville State (12/1/06)
 Career 3, four times, most recently
 vs. Jacksonville State (12/1/06)

BLOCKED SHOTS
 Season 1 vs. Jacksonville State (12/1/06)
 Career 3 at UNC Greensboro (12/20/04)

MINUTES
 Season 26 at Holy Cross (11/25/06)
 Career 40 vs. George Mason (2/12/05)

45

COREY COFIELD

Sr. - F - 6-5 - 245 (Newton, Mass./Roxbury Latin)

- Led W&M in scoring off the bench against George Mason (1/16/07), playing 15 minutes and scoring seven points on a percent 2-of-2 from the field and 3-of-3 from the free throw line
- Moved into 23rd on the W&M career scoring list against Jacksonville State (12/1/06)
- Moved into 19th on the W&M career rebounds list with four against Cornell (12/2/06)
- Topped W&M in rebounding and field-goal percentage for the second straight season in 2005-06 with 4.7 per contest and .554 (112-of-202), respectively
- His .554 field-goal percentage ranked sixth in school history, behind his .563 percentage of 2003-04
- Became the 14th player in W&M history to garner 1,000 points and 500 rebounds during his career
- Notched his 12th career double-double with 19 points and 11 rebounds at Northeastern (2/2/06)
- A Third-Team All-CAA selection in 2003-04 and in 2004-05
- 2004 CAA Rookie of the Year
- Named MVP of the W&M Tip-Off Classic in 2004, and garnered CAA Player of the Week honors following the performance
- His .804 free throw percentage in 2004-05 ranked as the 17th-best in school history, while his 144 free throws during his sophomore season was the 10th-best total

COFIELD'S 2006-07 GAME-BY-GAME STATISTICS

Date	Opp	Min	FG-A	Pct	3FG-A	Pct	FT-A	Pct	O-D	Tot	PF	A	TO	B	S	Pts
N11	at Kansas St.	14	2-4	.500	0-0	.000	0-2	.000	0-0	0	0	1	1	0	0	4
N20	Wagner	13	4-10	.400	0-0	.000	1-2	.500	0-5	5	4	0	4	0	0	9
N25	at Holy Cross	16	4-8	.500	0-0	.000	0-0	.000	2-4	6	1	1	1	0	0	8
N28	at Navy	10	0-1	.000	0-0	.000	0-0	.000	1-2	3	0	0	3	0	0	0
D1	Jacksonville St.	12	2-6	.333	0-0	.000	1-2	.500	1-1	2	2	1	5	1	3	5
D2	Cornell	11	1-6	.167	0-0	.000	0-0	.000	1-3	4	2	0	1	0	1	2
D5	Towson	4	0-0	.000	0-0	.000	0-0	.000	1-0	1	0	0	0	0	0	0
D8	North Florida	4	0-1	.000	0-0	.000	0-0	.000	0-0	0	0	1	0	0	0	0
D22	UMBC															DNP
D28	Hampton															DNP
D31	Richmond															DNP
J3	at GMU															DNP
J6	Northeastern	3	0-0	.000	0-0	.000	0-0	.000	0-1	1	0	0	0	0	0	0
J8	at Georgia St.	2	0-0	.000	0-0	.000	0-0	.000	0-0	0	1	0	0	0	0	0
J10	VCU	8	1-1	1.000	0-0	.000	4-6	.667	1-0	1	1	0	0	0	0	6
J13	at Delaware															DNP
J17	GMU	15	2-2	1.000	0-0	.000	3-3	1.000	1-3	4	2	1	2	0	0	7
J20	at Hofstra															
J24	at ODU															
J27	Georgia State															
J29	at VCU															
J31	JMU															
F3	UNCW															
F7	at JMU															
F10	at UNCW															
F14	Drexel															
F17	ESPN BracketBusters															
F21	at Drexel															
F24	ODU															

* Games started

COFIELD'S CAREER STATISTICS

Season	G-GS	Min-Avg	FG-A	Pct	3FG-A	Pct	FT-A	Pct	OR-DR	Reb-Avg	PF-FO	A	TO	Blk	St	Pts-Avg
2003-04	28-21	782-27.9	126-224	.563	0-0	.000	118-186	.634	72-113	185-6.6	61-0	37	70	9	29	370-13.2
2004-05	29-27	833-28.7	119-248	.480	0-0	.000	144-179	.804	79-121	200-6.9	72-3	26	88	17	21	382-13.2
2005-06	28-15	625-22.3	112-202	.554	0-0	.000	63-92	.685	61-71	132-4.7	56-1	28	57	5	25	287-10.3
2006-07	12-2	120-10.0	16-39	.410	0-0	.000	9-15	.600	7-20	27-2.3	11-0	5	17	1	4	41-3.4
Career	97-65	2360-24.3	373-713	.523	0-0	.000	334-472	.708	218-321	544-5.6	199-4	96	232	32	79	1080-11.1

COFIELD'S CAA STATISTICS

Season	G-GS	Min-Avg	FG-A	Pct	3FG-A	Pct	FT-A	Pct	OR-DR	Reb-Avg	PF-FO	A	TO	Blk	St	Pts-Avg
2003-04	18-16	565-31.4	92-164	.561	0-0	.000	89-133	.669	49-86	135-7.5	40-0	24	54	7	20	273-15.2
2004-05	18-16	532-29.6	81-167	.485	0-0	.000	100-123	.813	55-74	129-7.2	44-1	18	61	9	17	262-14.6
2005-06	18-11	390-21.7	60-116	.517	0-0	.000	38-56	.679	36-39	75-4.2	29-0	19	30	3	20	158-8.8
2006-07	5-0	33-6.6	3-3	1.000	0-0	.000	7-9	.778	3-4	7-1.4	2-0	1	2	0	0	13-2.6
Career	59-43	1512-25.6	236-450	.524	0-0	.000	234-321	.729	143-203	346-5.9	115-1	62	147	19	57	706-12.0

THE LAST TIME...

TEAM

Played AP No. 1 team: at #1 Duke, L - 97-61, 12/30/91
 Defeated team ranked 2-10 by AP: vs. #2 North Carolina, 78-75, 12/7/77
 Defeated team ranked in the AP Top 25: vs. #2 North Carolina, 78-75, 12/7/77
 Defeated A.P. top 25 on the road: at #8 West Virginia, 89-76, 3/3/61

W&M INDIVIDUALS

Had a triple-double: not since 1986-87
 Had a double-double: Corey Cofield (19 pts., 11 rebs.) at Northeastern, 2/2/06
 Had 30-plus points and 10-plus rebounds: Jeff Cohen (49 pts., 31 rebs.) vs. Richmond, 2/25/61
 Four players in double figures: Adam Payton (26), Nathan Mann (14), Alex Smith (12) and David Schneider (10) vs. VCU, 1/10/07
 Five players in double figures: Brian Hutt (13), Corey Cofield (12), Calvin Baker (11), Laimis Kiselius (10) and Taylor Mokris (10) at James Madison 2/11/06
 Six players in double figures: Todd Cauthorn (17 pts.), Thomas Roberts (14), Brendan Connor, Matt Verkey (13 each), Sean Duff (12), and David Cully (11) vs. Shenandoah, 12/22/92
 Scored 30-39 points: Adam Hess (36) at Drexel, 2/7/04
 Scored 40-49 points: Jeff Cohen (49) vs. Richmond, 2/25/61
 Two or more players score 20-29 points in the same game: Nick D'Antoni (25) and Nathan Mann (25) vs. George Mason, 2/12/05
 Perfect at FT line (10 att.): Adam Hess (12-12) vs. VCU, 1/18/03
 Perfect beyond 3-point line (5 att.): Never
 Had 15-19 Rebounds: Adam Hess (15) at VCU, 2/25/02
 Had 10 or more assists: Nick D'Antoni (11) at George Mason, 1/31/04
 Had 6 or more steals: Adam Hess (6) at George Mason, 1/31/04
 Had 5 or more blocked shots: David Cully (10) vs. George Mason, 2/26/96

OPPONENT INDIVIDUALS

Had a triple-double: Michael Anderson (10 pts., 11 rebs., 10 assts.), Drexel, 11/30/85
 Had a double-double: Herb Courtney (27 pts, 11 reb.), Delaware, 1/13/07
 Four players in double figures: Will Thomas (19 pts.), Folarin Campbell (17), Jordan Carter (12) and John Vaughan (12), George Mason, 1/16/07
 Five players in double figures: Jose Juan Barea (17 pts.), Shawn James, Adrian Martinez (13), Bennett Davis, Aaron Davis (11), Northeastern, 2/2/06
 Six players in double figures: Vic Hamilton (24), Jonathan Kerner (16), Deron Rippey (14), Tim Basham (11), Othello Meadows (11), and Tony Parham (11), East Carolina, 2/14/96
 Scored 30-39 points: Nick George (36 pts.), VCU, 2/23/05
 Scored 40-49 points: Anton Gill (40 pts.), East Carolina, 1/19/94
 Two or more players score 20-29 points in the same game: Jesse

Pellot-Rosa (20), T.J. Gwynn (22), VCU, 1/10/07
 Perfect at FT line (10 att.): Bill Mayew (14-14), UNCW, 1/29/97
 Had 15-19 Rebounds: Rick Edwards and Eric Poole (15 Rebs.), Richmond, 2/8/97
 Had 10 or more assists: Brian Johnson (10), Delaware, 1/13/07
 Had 6 or more steals: Keith Simmons (7), Holy Cross, 11/25/06
 Had 5 or more blocked shots: Shawn James (8), Northeastern, 2/2/06

W&M FIELD GOAL SHOOTING

Shot 50 percent or better: .512 vs. Hampton, 12/28/06
 Shot 60 percent or better: .633 vs. Georgia State, 2/4/06
 Shot 70 percent or better: .746 vs. Virginia Wesleyan, 2/1/84
 Made 30-39 field goals: 32 vs. Wagner, 11/20/06
 Made 40-49 field goals: 43 vs. George Mason, 2/27/95
 Made 50 or more field goals: not since 1986-87
 Attempted 60-69 field goals: 64 vs. Wagner, 11/20/06
 Attempted 70-79 field goals: 72 at Northeastern, 2/2/06
 Attempted 80-89 field goals: 84 vs. George Mason, 2/12/05
 Attempted 90 or more field goals: not since 1986-87

OPPONENT FIELD GOAL SHOOTING

Shot 50 percent or better: .538, George Mason, 1/16/07
 Shot 60 percent or better: .614, Navy, 11/28/06
 Shot 70 percent or better: .705, Navy, 3/8/85
 Made 30-39 field goals: 32, Hofstra, 2/20/06
 Made 40-49 field goals: 40, George Mason, 2/27/95
 Made 50 or more field goals: not since 1986-87
 Attempted 60-69 field goals: 62, Jacksonville State, 12/1/06
 Attempted 70-79 field goals: 71, Old Dominion, 2/9/06
 Attempted 80-89 field goals: 80, Kansas State, 11/11/06
 Attempted 90 or more field goals: 94, George Mason, 2/27/95

W&M THREE-POINT SHOOTING

Shot 50 percent or better: .500 vs. UNC-Greensboro, 12/21/05
 Shot 60 percent or better: .750 vs. Old Dominion, 2/16/01
 Shot 70-79 percent: .750 vs. Old Dominion, 2/17/01
 Made 10-14 3-point field goals: 13 vs. George Mason, 2/12/05
 Made 15 or more 3-pt. field goals: 16 vs. George Mason, 1/24/96
 Attempted 20-29 3-point field goals: 25 vs. George Mason, 1/16/07
 Attempted 30-39 3-point field goals: 34 at Radford, 11/24/03

OPPONENT THREE-POINT SHOOTING

Shot 50 percent or better: .500 vs. VCU, 1/10/07
 Shot 60 percent or better: .643 at Navy, 11/28/06
 Shot 70-79 percent: .750 vs. Richmond, 11/30/88
 Shot 80 percent or better: .800 vs. Wake Forest, 2/4/91
 Made 10-14 3-point field goals: 11 vs. George Mason, 1/16/07
 Made 15 or more 3-point field goals: 17 at VCU, 2/19/03
 Attempted 20-29 3-point field goals: 23 vs. George Mason, 1/16/07
 Attempted 30-39 3-point field goals: 30 vs. Richmond, 12/31/06

THE LAST TIME...

W&M FREE THROW SHOOTING

Shot 80 percent or better: .800 (8-10) vs. George Mason, 1/16/07
 Shot 90 percent or better: .955 (21-22) vs. UMBC, 12/22/06
 Shot 100 percent: 1.000 (13-13) at Drexel, 2/7/04
 Made 20-29 free throws: 27 vs. VCU, 1/10/07
 Made 30-39 free throws: 32 vs. Hartford, 11/19/04
 Made 40 or more free throws: not since 1964
 Attempted 10 or fewer free throws: 10 vs. George Mason, 1/16/07
 Attempted 30-39 free throws: 34 vs. VCU, 1/10/07
 Attempted 40-49 free throws: 41 vs. Hartford, 11/19/04
 Attempted 50-59 free throws: not since 1986-87
 Attempted 60 or more free throws: not since 1964

OPPONENT FREE THROW SHOOTING

Shot 80 percent or better: .838 (31-37) vs. VCU, 1/10/07
 Shot 90 percent or better: .917 (11-12) vs. Northeastern, 1/6/07
 Shot 100 percent: 1.000 at George Mason, 1/26/06
 Made 20-29 free throws: 31 vs. VCU, 1/10/07
 Made 30-39 free throws: 31 vs. VCU, 1/10/07
 Made 40 or more free throws: not since 1964
 Attempted 10 or fewer free throws: 8 vs. North Florida, 12/8/06
 Attempted 30-39 free throws: 37 vs. VCU, 1/10/07
 Attempted 40-49 free throws: 42 at George Mason, 1/3/02
 Attempted 50-59 free throws: not since 1986-87
 Attempted 60 or more free throws: not since 1964

W&M SCORING

Scored 80 or more points: 90 vs. Georgia State, 2/4/06
 Scored 90 or more points: 90 vs. Georgia State, 2/4/06
 Scored 100 or more points: 101 vs. Elon, 12/22/98
 Scored 110 or more points: 116 vs. George Mason, 2/27/94

OPPONENT SCORING

Scored 80 or more points: 88 vs. VCU, 1/10/07
 Scored 90 or more points: 91 at VCU, 2/23/05
 Scored 100 or more points: 104 vs. George Mason, 2/12/05
 Scored 110 or more points: 127 at Virginia Tech, 1/29/73

W&M REBOUNDING

Had 40 or more rebounds: 40 vs. Richmond, 12/31/06
 Had 50 or more rebounds: 51 vs. Maine, 11/18/06
 Had 60 or more rebounds: 67 vs. Marymount, 11/29/95

OPPONENT REBOUNDING

Had 40 or more rebounds: 40 at Old Dominion, 2/9/06
 Had 50 or more rebounds: 59 at Kansas State, 11/11/06
 Had 60 or more rebounds: 60 at VMI, 2/10/65

W&M ASSISTS

Had 20 or more assists: 25 vs. Georgia State, 2/4/06
 Had 30 or more assists: 33 vs. George Mason, 2/27/95

OPPONENT ASSISTS

Had 20 or more assists: 20 at Navy, 11/28/06
 Had 30 or more assists: not since 1964

W&M BLOCKED SHOTS

Had 10 or more blocked shots: 17 vs. George Mason, 2/26/96

OPPONENT BLOCKED SHOTS

Had 10 or more blocked shots: 13 vs. Drexel, 1/5/06

W&M STEALS

Had 10 or more steals: 12 vs. North Florida, 12/8/06
 Had 15 or more steals: 19 at Virginia Tech, 12/23/03

OPPONENT STEALS

Had 10 or more steals: 11 vs. Hampton, 12/28/06
 Had 15 or more steals: 19 at Towson, 12/3/05

MISCELLANEOUS

Two W&M PLAYERS HAD A DOUBLE-DOUBLE IN THE SAME GAME:

Adam Hess (23 pts., 10 rebs.) and Zeb Cope (11 pts., 11 rebs.) vs. Towson, 3/5/04

W&M PLAYER LED THE TEAM IN POINTS, REBOUNDS AND ASSISTS IN THE SAME GAME:

Adam Trumbower (12 points, 6 rebounds, 4 assists) at Navy, 11/28/06

W&M PLAYED 2OT:

vs. George Mason, 2/12/05 (L, 104-99)

W&M PLAYED 3OT:

vs. Virginia Tech, 1/21/81 (W 48-46)

W&M PLAYED 4OT:

Never

W&M SHOT 70 PERCENT FROM THE FLOOR IN A HALF:

.739 (2nd Half) vs. Georgia State, 2/4/06

W&M SHOT 60 PERCENT FROM THE FLOOR IN A HALF:

.600 (12-of-20) (2nd half) vs. Hampton, 12/28/06

W&M Shot less than 30 percent from the floor in a half:

.250 (1st Half) at Georgia State, 1/14/06

W&M OVERCAME A DEFICIT IN THE FINAL FIVE MINUTES TO WIN A GAME:

Overcame 59-46 deficit to win 73-68 in OT vs. Cornell, 12/2/06

W&M OVERCAME A HALFTIME DEFICIT IN TWO CONSECUTIVE GAMES:

Overcame 33-31 deficit to win 67-63 (George Mason, A, 1/3/07)
 Overcame 27-26 deficit to win 60-57 (Northeastern, H, 1/6/07)



**GAME 17
GEORGE MASON 76, W&M 63
JANUARY 16, 2007**

George Mason	tot-fg		3-pt		rebounds					pf	tp	a	to	blk	s	min
	fg	fga	fg	fga	ft	fta	of	de	tot							
32 Monroe f	4	6	0	0	1	1	1	3	4	2	9	2	0	0	2	35
34 Thomas f	8	10	0	0	3	3	2	2	4	0	19	4	0	0	0	40
01 Smith g	2	8	1	4	0	0	1	0	1	1	5	0	0	0	0	30
02 Carter g	4	5	2	3	2	5	0	2	2	4	12	4	0	0	0	31
42 Campbell g	5	14	4	9	3	7	0	5	5	3	17	3	1	0	4	30
05 Norwood	0	0	0	0	0	0	0	0	0	2	0	3	0	0	0	11
13 Urbina	0	1	0	0	0	0	0	0	0	1	0	0	0	0	0	1
23 Vaughan	4	7	4	7	0	0	0	6	6	1	12	0	2	0	1	21
33 Birdsong	1	1	0	0	0	0	0	0	0	2	2	0	1	0	0	1
TEAM Totals	28	52	11	23	9	16	4	20	24	16	76	16	4	0	7	200

TOTAL FG% 1st Half: 16-29 55.2% 2nd Half: 12-23 52.2% Game: 53.8%
 3-Pt. FG% 1st Half: 5-15 33.3% 2nd Half: 6-8 75.0% Game: 47.8%
 F Throw % 1st Half: 2-2 100% 2nd Half: 7-14 50.0% Game: 56.3%

W&M	tot-fg		3-pt		rebounds					pf	tp	a	to	blk	s	min
	fg	fga	fg	fga	ft	fta	of	de	tot							
13 Kisielius f	7	11	3	5	0	0	2	4	6	5	17	4	1	0	0	35
15 Stein f	4	8	0	1	0	0	1	1	2	1	8	0	2	0	0	28
02 Schneider g	3	7	2	5	3	3	1	6	7	2	11	2	2	0	0	35
11 Mann g	5	7	3	5	0	0	0	4	4	2	13	1	0	0	1	32
24 Payton g	1	6	0	4	2	3	1	2	3	2	4	5	3	0	0	30
03 Trumbower	0	0	0	0	0	0	0	1	1	0	0	1	0	0	0	7
04 Smith	0	0	0	0	0	0	0	0	0	2	0	0	1	0	0	2
20 Carrabine	1	6	1	5	0	1	0	1	1	0	3	0	1	0	0	15
23 Darnell	0	0	0	0	0	0	0	0	0	0	0	0	0	0	0	1
45 Cofield	2	2	0	0	3	3	1	3	4	2	7	1	2	0	0	15
Team Totals	23	47	9	25	8	10	6	23	29	16	63	14	12	0	1	200

TOTAL FG% 1st Half: 11-19 57.9% 2nd Half: 12-28 42.9% Game: 48.9%
 3-Pt. FG% 1st Half: 4-11 36.4% 2nd Half: 5-14 35.7% Game: 36.0%
 F Throw % 1st Half: 6-7 85.7% 2nd Half: 2-3 66.7% Game: 80.0%

Officials: Jeff Clark, Bryan Kersey, Bernard Clinton
 Technical fouls: George Mason-None. William and Mary-Team.
 Attendance: 2729

Score by Periods	1st	2nd	Total
George Mason	39	37	76
William and Mary	32	31	63

2006-07 William and Mary Basketball
William and Mary Season Schedule/Results & Leaders (as of Jan 16, 2007)
All games

RECORD:	OVERALL	HOME	AWAY	NEUTRAL
ALL GAMES.....	(10-7)	(8-3)	(2-4)	(0-0)
CONFERENCE.....	(3-4)	(1-3)	(2-1)	(0-0)
NON-CONFERENCE.....	(7-3)	(7-0)	(0-3)	(0-0)

DATE	TIME	OPPONENT	SCORE	ATTEND	HIGH POINTS	HIGH REBOUNDS
11/11/06	1:00 PM	at Kansas State	60-70 L	11390	(18)Schneider, David	(9)Schneider, David
11/20/06	7:00 PM	WAGNER	W 77-53	3197	(18)Kisielius, Laimis	(8)Payton, Adam
11/25/06	2:00 PM	at Holy Cross	57-66 L	2103	(15)Payton, Adam	(6)Mann, Nathan (6)Cofield, Corey
11/28/06	7:00 pm	at Navy	63-79 L	1285	(12)Trumbower, Adam (12)Payton, Adam	(6)Trumbower, Adam
12/01/06	8:30 PM	JACKSONVILLE STATE	W 59-56	2684	(20)Kisielius, Laimis	(6)Kisielius, Laimis (6)Stein, Peter
12/02/06	8:30 PM	CORNELL	WOT 73-68	2118	(21)Kisielius, Laimis	(6)Kisielius, Laimis
12/05/06	8:07 PM	* TOWSON	60-73 L	2073	(18)Schneider, David	(4)Trumbower, Adam (4)Stein, Peter (4)Payton, Adam
12/08/06	7:00 PM	NORTH FLORIDA	W 61-44	2135	(13)Mann, Nathan	(9)Mann, Nathan
12/22/06	7:00 PM	UMBC	W 70-58	1421	(19)Kisielius, Laimis	(5)Smith, Alex
12/28/06	7:00 PM	HAMPTON	W 72-67	2107	(18)Kisielius, Laimis	(3)Smith, Alex (3)Schneider, David (3)Mann, Nathan
12/31/06	2:00 PM	RICHMOND	W 61-53	1922	(13)Payton, Adam	(8)Mann, Nathan (8)Stein, Peter (8)Kisielius, Laimis
1/3/07	7:00 PM	* at George Mason	W 67-63	4409	(14)Mann, Nathan	(9)Payton, Adam
1/6/07	12:06 PM	* NORTHEASTERN	W 60-57	1764	(15)Payton, Adam	(8)Schneider, David
1/8/07	6:00 PM	* at Georgia State	W 57-43	717	(12)Kisielius, Laimis	(7)Stein, Peter
1/10/07	7:00 PM	* VCU	77-88 L	2412	(26)Payton, Adam	(5)Payton, Adam (5)Mann, Nathan
1/13/07	7:00 p.m.	* at Delaware	62-77 L	2906	(19)Payton, Adam	(5)Smith, Alex
1/16/07	7:04 PM	* GEORGE MASON	63-76 L	2729	(17)Kisielius, Laimis	(9)Smith, Alex (7)Schneider, David

* = Conference game

ATTENDANCE SUMMARY	GAMES	TOTALS	AVG/GAME
HOME.....	11	24562	2233
AWAY.....	6	22810	3802
NEUTRAL.....	0	0	0
TOTAL.....	17	47372	2787

2006-07 William and Mary Basketball
William and Mary Combined Team Statistics (as of Jan 16, 2007)
All games

RECORD:	OVERALL	HOME	AWAY	NEUTRAL
ALL GAMES.....	(10-7)	(8-3)	(2-4)	(0-0)
CONFERENCE.....	(3-4)	(1-3)	(2-1)	(0-0)
NON-CONFERENCE.....	(7-3)	(7-0)	(0-3)	(0-0)

## Player	GP-GS	---TOTAL---		---3-PTS---		---REBOUNDS---								PF	FO	A	TO	Blk	Stl	Pts	Avg
		Min	Avg	FG-FGA	Pct	3FG-FGA	Pct	FT-FTA	Pct	Off	Def	Tot	Avg								
24 Payton, Adam.....	17-15	516	30.4	70-165	.424	13-42	.310	57-69	.826	24	45	69	4.1	28	1	31	42	1	27	210	12.4
13 Kisielius, Laimis..	17-16	507	29.8	63-129	.488	24-54	.444	52-70	.743	25	40	65	3.8	36	1	41	43	8	13	202	11.9
02 Schneider, David...	14-13	449	32.1	40-106	.377	29-81	.358	33-49	.673	12	41	53	3.8	39	0	42	30	0	17	142	10.1
11 Mann, Nathan.....	17-16	474	27.9	47-135	.348	22-86	.256	18-22	.818	8	56	64	3.8	30	1	35	23	2	12	134	7.9
04 Smith, Alex.....	17-2	252	14.8	41-72	.569	1-4	.250	23-32	.719	23	31	54	3.2	38	1	4	20	4	4	106	6.2
15 Stein, Peter.....	17-14	348	20.5	33-54	.611	2-6	.333	11-24	.458	19	38	57	3.4	43	1	20	28	3	6	79	4.6
20 Kyle Carrabine.....	17-2	233	13.7	27-61	.443	17-46	.370	6-12	.500	4	20	24	1.4	7	0	6	8	1	3	77	4.5
45 Cofield, Corey.....	12-2	122	10.2	16-39	.410	0-0	.000	9-15	.600	8	19	27	2.3	13	0	5	17	1	4	41	3.4
22 Sumner, Danny.....	11-1	93	8.5	12-39	.308	2-14	.143	2-9	.222	8	3	11	1.0	3	0	3	7	1	3	28	2.5
03 Trumbower, Adam....	17-2	199	11.7	8-23	.348	1-12	.083	17-19	.895	6	22	28	1.6	21	0	21	14	0	4	34	2.0
23 Darnell, Chris.....	17-2	161	9.5	11-31	.355	2-8	.250	4-9	.444	8	24	32	1.9	21	0	12	15	4	3	28	1.6
00 Hess, Steven.....	11-0	65	5.9	5-11	.455	0-0	.000	6-13	.462	3	8	11	1.0	11	0	1	4	2	0	16	1.5
25 Stratton, Chris....	3-0	3	1.0	1-1	1.000	0-0	.000	0-0	.000	1	0	1	0.3	0	0	0	0	0	0	2	0.7
12 Barnett, Marcus....	3-0	3	1.0	0-0	.000	0-0	.000	0-1	.000	0	1	1	0.3	1	0	0	1	1	0	0	0.0
Team.....										29	37	66	3.9	0		0					

Total.....	17	3425		374-866	.432	113-353	.320	238-344	.692	178	385	563	33.1	291	5	221	252	28	96	1099	64.6
Opponents.....	17	3425		381-887	.430	111-362	.307	218-315	.692	164	367	531	31.2	312	7	216	228	39	118	1091	64.2

TEAM STATISTICS	W&M	OPP	DATE	OPPONENT	W/L	SCORE	ATTEND
SCORING.....	1099	1091	11/11/06	at Kansas State	L	60-70	11390
Points per game.....	64.6	64.2	11/20/06	WAGNER	W	77-53	3197
Scoring margin.....	+0.5	-	11/25/06	at HoLy Cross	L	57-66	2103
FIELD GOALS-ATT.....	374-866	381-887	11/28/06	at Navy	L	63-79	1285
Field goal pct.....	.432	.430	12/01/06	JACKSONVILLE STATE	W	59-56	2684
3 POINT FG-ATT.....	113-353	111-362	12/02/06	CORNELL	W OT	73-68	2118
3-point FG pct.....	.320	.307	*12/05/06	TOWSON	L	60-73	2073
3-pt FG made per game..	6.6	6.5	12/08/06	NORTH FLORIDA	W	61-44	2135
FREE THROWS-ATT.....	238-344	218-315	12/22/06	UMBC	W	70-58	1421
Free throw pct.....	.692	.692	12/28/06	HAMPTON	W	72-67	2107
REBOUNDS.....	563	531	12/31/06	RICHMOND	W	61-53	1922
Rebounds per game.....	33.1	31.2	*1/3/07	at George Mason	W	67-63	4409
Rebounding margin.....	+1.9	-	*1/6/07	NORTHEASTERN	W	60-57	1764
ASSISTS.....	221	216	*1/8/07	at Georgia State	W	57-43	717
Assists per game.....	13.0	12.7	*1/10/07	VCU	L	77-88	2412
TURNOVERS.....	252	228	*1/13/07	at Delaware	L	62-77	2906
Turnovers per game.....	14.8	13.4	*1/16/07	GEORGE MASON	L	63-76	2729
Turnover margin.....	-1.4	-	* = Conference game				
Assist/turnover ratio..	0.9	0.9					
STEALS.....	96	118					
Steals per game.....	5.6	6.9					
BLOCKS.....	28	39					
Blocks per game.....	1.6	2.3					
WINNING STREAK.....	0	-					
Home win streak.....	0	-					
ATTENDANCE.....	24562	22810					
Home games-Avg/Game....	11-2233	6-3802					
Neutral site-Avg/Game..	-	0-0					

SCORE BY PERIODS:	1st	2nd	OT	Total
William and Mary.....	474	614	11	1099
Opponents.....	495	590	6	1091

**2006-07 William and Mary Basketball
 William and Mary Team Game-by-Game Comparison (as of Jan 16, 2007)
 All Games**

Opponent	1st	2nd	Score	Mar	Total FG	FG Pct	3-Pointers	3FG Pct	Free Throws	FT Pct	Rebounds	Assist	Turnover	Block	Steal	Fouls
Kansas State.....	27/34	33/36	60-70	(10)	21-53/24-80	.396/.300	8-21/ 6-29	.381/.207	10-18/16-27	.556/.593	37/59 (22)	16/16	19/9	1/8	6/8	24/18
MAGNER.....	31/20	46/33	77-53	+24	32-64/17-52	.500/.327	7-19/ 8-31	.368/.258	6-12/11-23	.500/.478	42/38 +4	16/10	13/19	4/1	8/3	25/17
Holy Cross.....	26/34	31/32	57-66	(9)	22-56/22-60	.393/.367	5-17/ 5-25	.294/.200	8-14/17-23	.571/.739	32/43 (11)	11/14	15/13	2/5	4/12	20/18
Navy.....	28/38	35/41	63-79	(16)	22-55/27-44	.400/.614	4-21/ 9-14	.190/.643	15-20/16-23	.750/.696	30/28 +2	11/20	18/17	2/1	6/11	13/19
JACKSONVILLE STATE.....	27/20	32/36	59-56	+3	20-49/25-62	.408/.403	2-11/ 3-19	.182/.158	17-33/ 3-8	.515/.375	47/30 +17	11/12	28/19	2/4	9/14	11/25
CORNELL.....	25/30	37/32	73-68	+5	24-56/26-53	.429/.491	9-24/ 7-19	.375/.368	16-24/ 9-11	.667/.818	33/29 +4	16/17	13/16	3/4	7/5	15/24
TOWSON.....	25/42	35/31	60-73	(13)	19-54/26-49	.352/.531	8-29/ 5-20	.276/.250	14-18/16-20	.778/.800	26/37 (11)	16/17	8/13	0/1	4/7	19/14
NORTH FLORIDA.....	21/18	40/26	61-44	+17	20-47/18-54	.426/.333	5-20/ 5-17	.250/.294	16-25/ 3-8	.640/.375	35/33 +2	14/7	11/15	4/4	12/0	12/16
UMBC.....	42/25	28/33	70-58	+12	21-42/21-45	.500/.467	7-15/ 3-14	.467/.214	21-22/13-15	.955/.867	23/24 (1)	11/6	9/12	2/0	3/5	13/15
HAMPTON.....	30/27	42/40	72-67	+5	21-41/21-47	.512/.447	9-20/ 6-20	.450/.300	21-29/19-31	.724/.613	25/29 (4)	13/4	24/21	2/0	3/11	21/24
RICHMOND.....	27/13	34/40	61-53	+8	20-42/21-57	.476/.368	7-20/ 6-30	.350/.200	14-25/ 5-9	.560/.556	40/26 +14	12/9	16/9	2/1	4/6	14/22
George Mason.....	31/33	36/30	67-63	+4	24-56/22-48	.429/.458	7-23/ 6-23	.304/.261	12-14/13-16	.857/.813	36/24 +12	16/18	12/12	0/2	4/5	16/15
NORTHEASTERN.....	26/27	34/30	60-57	+3	19-49/19-51	.388/.373	8-22/ 8-24	.364/.333	14-19/11-12	.737/.917	35/28 +7	11/11	11/11	3/2	7/4	11/14
Georgia State.....	22/18	35/25	57-43	+14	23-48/16-49	.479/.327	8-23/ 4-15	.348/.267	3-7/ 7-11	.429/.636	34/26 +8	14/12	15/12	1/2	6/7	15/13
VCU.....	29/39	48/49	77-88	(11)	21-49/25-42	.429/.595	8-21/ 7-14	.381/.500	27-34/31-37	.794/.838	27/26 +1	10/12	16/13	0/1	7/9	24/25
Delaware.....	25/38	37/39	62-77	(15)	22-58/23-42	.379/.548	2-22/12-25	.091/.480	16-20/19-25	.800/.760	32/27 +5	9/15	12/13	0/3	5/4	22/17
GEORGE MASON.....	32/39	31/37	63-76	(13)	23-47/28-52	.489/.538	9-25/11-23	.360/.478	8-10/ 9-16	.800/.563	29/24 +5	14/16	12/4	0/0	1/7	16/16

Note: Game totals are displayed in the format TEAM/OPPONENT for each category

2006-07 William and Mary Basketball
William and Mary Season Schedule/Results & Leaders (as of Jan 16, 2007)
Conference games

RECORD:	OVERALL	HOME	AWAY	NEUTRAL
ALL GAMES.....	(3-4)	(1-3)	(2-1)	(0-0)
CONFERENCE.....	(3-4)	(1-3)	(2-1)	(0-0)
NON-CONFERENCE.....	(0-0)	(0-0)	(0-0)	(0-0)

DATE	TIME	OPPONENT	SCORE	ATTEND	HIGH POINTS	HIGH REBOUNDS
12/05/06	8:07 PM	* TOWSON	60-73 L	2073	(18)Schneider, David	(4)Trumbower, Adam (4)Stein, Peter (4)Payton, Adam
1/3/07	7:00 PM	* at George Mason	W 67-63	4409	(14)Mann, Nathan	(9)Payton, Adam
1/6/07	12:06 PM	* NORTHEASTERN	W 60-57	1764	(15)Payton, Adam	(8)Schneider, David
1/8/07	6:00 PM	* at Georgia State	W 57-43	717	(12)Kisielius, Laimis	(7)Stein, Peter
1/10/07	7:00 PM	* VCU	77-88 L	2412	(26)Payton, Adam	(5)Payton, Adam (5)Mann, Nathan (5)Smith, Alex
1/13/07	7:00 p.m.	* at Delaware	62-77 L	2906	(19)Payton, Adam	(9)Smith, Alex
1/16/07	7:04 PM	* GEORGE MASON	63-76 L	2729	(17)Kisielius, Laimis	(7)Schneider, David

* = Conference game

ATTENDANCE SUMMARY	GAMES	TOTALS	AVG/GAME
HOME.....	4	8978	2245
AWAY.....	3	8032	2677
NEUTRAL.....	0	0	0
TOTAL.....	7	17010	2430

2006-07 William and Mary Basketball
William and Mary Combined Team Statistics (as of Jan 16, 2007)
Conference games

RECORD:	OVERALL	HOME	AWAY	NEUTRAL
ALL GAMES.....	(3-4)	(1-3)	(2-1)	(0-0)
CONFERENCE.....	(3-4)	(1-3)	(2-1)	(0-0)
NON-CONFERENCE.....	(0-0)	(0-0)	(0-0)	(0-0)

## Player	GP-GS	Min--Avg		---TOTAL---		---3-PTS---		----REBOUNDS----								PF	FO	A	TO	Blk	Stl	Pts	Avg
		FG-FGA	Pct	3FG-FGA	Pct	FT-FTA	Pct	Off	Def	Tot	Avg												
24 Payton, Adam.....	7-6	218	31.1	34-80	.425	5-20	.250	26-32	.813	11	19	30	4.3	14	1	14	17	0	12	99	14.1		
02 Schneider, David...	7-6	231	33.0	23-57	.404	16-44	.364	14-21	.667	10	21	31	4.4	20	0	18	13	0	5	76	10.9		
11 Mann, Nathan.....	7-7	204	29.1	20-56	.357	11-39	.282	7-8	.875	3	20	23	3.3	10	0	13	9	1	8	58	8.3		
13 Kisielius, Laimis..	7-7	197	28.1	17-56	.304	8-25	.320	14-18	.778	10	18	28	4.0	19	1	21	14	1	3	56	8.0		
04 Smith, Alex.....	7-1	99	14.1	17-25	.680	1-2	.500	15-16	.938	11	11	22	3.1	16	0	2	8	0	0	50	7.1		
15 Stein, Peter.....	7-6	158	22.6	17-30	.567	2-4	.500	1-3	.333	4	18	22	3.1	18	1	9	10	0	3	37	5.3		
20 Carrabine, Kyle....	7-1	118	16.9	12-29	.414	7-21	.333	3-7	.429	1	11	12	1.7	4	0	4	4	1	2	34	4.9		
45 Cofield, Corey.....	5-0	32	6.4	3-3	1.000	0-0	.000	7-9	.778	3	4	7	1.4	4	0	1	2	0	0	13	2.6		
22 Sumner, Danny.....	4-0	17	4.3	3-7	.429	0-2	.000	2-2	1.000	0	1	1	0.3	2	0	1	2	0	0	8	2.0		
23 Darnell, Chris.....	7-0	57	8.1	5-13	.385	0-5	.000	3-4	.750	4	9	13	1.9	10	0	2	4	1	1	13	1.9		
03 Trumbower, Adam....	7-1	62	8.9	0-5	.000	0-3	.000	2-2	1.000	1	6	7	1.0	5	0	5	2	0	0	2	0.3		
12 Barnett, Marcus....	1-0	0	0.0	0-0	.000	0-0	.000	0-0	.000	0	0	0	0.0	0	0	1	0	0	0	0	0.0		
25 Stratton, Chris....	1-0	0	0.0	0-0	.000	0-0	.000	0-0	.000	0	0	0	0.0	0	0	0	0	0	0	0	0.0		
00 Hess, Steven.....	3-0	7	2.3	0-0	.000	0-0	.000	0-0	.000	0	1	1	0.3	1	0	0	0	0	0	0	0.0		
Team.....										9	13	22	3.1	0		0							
Total.....	7	1400		151-361	.418	50-165	.303	94-122	.770	67	152	219	31.3	123	3	90	86	4	34	446	63.7		
Opponents.....	7	1400		159-333	.477	53-144	.368	106-137	.774	38	154	192	27.4	114	0	101	78	11	43	477	68.1		

TEAM STATISTICS	W&M	OPP	DATE	OPPONENT	W/L	SCORE	ATTEND
SCORING.....	446	477	*12/05/06	TOWSON	L	60-73	2073
Points per game.....	63.7	68.1	*1/3/07	at George Mason	W	67-63	4409
Scoring margin.....	-4.4	-	*1/6/07	NORTHEASTERN	W	60-57	1764
FIELD GOALS-ATT.....	151-361	159-333	*1/8/07	at Georgia State	W	57-43	717
Field goal pct.....	.418	.477	*1/10/07	VCU	L	77-88	2412
3 POINT FG-ATT.....	50-165	53-144	*1/13/07	at Delaware	L	62-77	2906
3-point FG pct.....	.303	.368	*1/16/07	GEORGE MASON	L	63-76	2729
3-pt FG made per game..	7.1	7.6	* = Conference game				
FREE THROWS-ATT.....	94-122	106-137					
Free throw pct.....	.770	.774					
REBOUNDS.....	219	192					
Rebounds per game.....	31.3	27.4					
Rebounding margin.....	+3.9	-					
ASSISTS.....	90	101					
Assists per game.....	12.9	14.4					
TURNOVERS.....	86	78					
Turnovers per game.....	12.3	11.1					
Turnover margin.....	-1.1	-					
Assist/turnover ratio..	1.0	1.3					
STEALS.....	34	43					
Steals per game.....	4.9	6.1					
BLOCKS.....	4	11					
Blocks per game.....	0.6	1.6					
WINNING STREAK.....	0	-					
Home win streak.....	0	-					
ATTENDANCE.....	8978	8032					
Home games-Avg/Game....	4-2244	3-2677					
Neutral site-Avg/Game..	-	0-0					

SCORE BY PERIODS:	1st	2nd	Total
William and Mary.....	190	256	- 446
Opponents.....	236	241	- 477

2006-07 William and Mary Basketball
 William and Mary Team Game-by-Game Comparison (as of Jan 16, 2007)
 Conference games

Opponent	1st	2nd	Score	Mar	Total FG	FG Pct	3-Pointers	3FG Pct	Free Throws	FT Pct	Rebounds	Assist	TOver	Block	Steal	Fouls	
TOWSON.....	25/42	35/31	60-73	(13)	19-54/26-49	.352/.531	8-29/5-20	.276/.250	14-18/16-20	.778/.800	26/37	(11)	16/17	8/13	0/1	4/7	19/14
George Mason.....	31/33	36/30	67-63	+4	24-56/22-48	.429/.458	7-23/6-23	.304/.261	12-14/13-16	.857/.813	36/24	+12	16/18	12/12	0/2	4/5	16/15
NORTHEASTERN.....	26/27	34/30	60-57	+3	19-49/19-51	.388/.373	8-22/8-24	.364/.333	14-19/11-12	.737/.917	35/28	+7	11/11	11/11	3/2	7/4	11/14
Georgia State.....	22/18	35/25	57-43	+14	23-48/16-49	.479/.327	8-23/4-15	.348/.267	3-7/7-11	.429/.636	34/26	+8	14/12	15/12	1/2	6/7	15/13
VCU.....	29/39	48/49	77-88	(11)	21-49/25-42	.429/.595	8-21/7-14	.381/.500	27-34/31-37	.794/.838	27/26	+1	10/12	16/13	0/1	7/9	24/25
Delaware.....	25/38	37/39	62-77	(15)	22-58/23-42	.379/.548	2-22/12-25	.091/.480	16-20/19-25	.800/.760	32/27	+5	9/15	12/13	0/3	5/4	22/17
GEORGE MASON.....	32/39	31/37	63-76	(13)	23-47/28-52	.489/.538	9-25/11-23	.360/.478	8-10/9-16	.800/.563	29/24	+5	14/16	12/4	0/0	1/7	16/16

Note: Game totals are displayed in the format TEAM/OPPONENT for each category

2006-07 William and Mary Basketball
William and Mary Team Game-by-Game (as of Jan 16, 2007)
All games

TEAM STATISTICS

Opponent	Date	Score	W/L	---TOTAL---		--3-PTRS--		FT-FTA		Pct		----REBOUNDS----				PF	A	TO	Blk	Stl	Pts---Avg	
				FG-FGA	Pct	3FG-FGA	Pct	Off	Def	Tot	Avg	Pts	Avg									
at Kansas State	11/11/06	60-70	L	21-53	.396	8-21	.381	10-18	.556	10	27	37	37.0	24	16	19	1	6	60	60.0		
WAGNER	11/20/06	77-53	W	32-64	.500	7-19	.368	6-12	.500	10	32	42	39.5	25	16	13	4	8	77	68.5		
at Holy Cross	11/25/06	57-66	L	22-56	.393	5-17	.294	8-14	.571	10	22	32	37.0	20	11	15	2	4	57	64.7		
at Navy	11/28/06	63-79	L	22-55	.400	4-21	.190	15-20	.750	12	18	30	35.2	13	11	18	2	6	63	64.2		
JACKSONVILLE STATE	12/01/06	59-56	W	20-49	.408	2-11	.182	17-33	.515	17	30	47	37.6	11	11	28	2	9	59	63.2		
CORNELL	12/02/06	73-68	Wot	24-56	.429	9-24	.375	16-24	.667	14	19	33	36.8	15	16	13	3	7	73	64.8		
TOWSON	12/05/06	60-73	L	19-54	.352	8-29	.276	14-18	.778	5	21	26	35.3	19	16	8	0	4	60	64.1		
NORTH FLORIDA	12/08/06	61-44	W	20-47	.426	5-20	.250	16-25	.640	9	26	35	35.2	12	14	11	4	12	61	63.8		
UMBC	12/22/06	70-58	W	21-42	.500	7-15	.467	21-22	.955	5	18	23	33.9	13	11	9	2	3	70	64.4		
HAMPTON	12/28/06	72-67	W	21-41	.512	9-20	.450	21-29	.724	11	14	25	33.0	21	13	24	2	3	72	65.2		
RICHMOND	12/31/06	61-53	W	20-42	.476	7-20	.350	14-25	.560	13	27	40	33.6	14	12	16	2	4	61	64.8		
at George Mason	1/3/07	67-63	W	24-56	.429	7-23	.304	12-14	.857	13	23	36	33.8	16	16	12	0	4	67	65.0		
NORTHEASTERN	1/6/07	60-57	W	19-49	.388	8-22	.364	14-19	.737	9	26	35	33.9	11	11	11	3	7	60	64.6		
at Georgia State	1/8/07	57-43	W	23-48	.479	8-23	.348	3-7	.429	8	26	34	33.9	15	14	15	1	6	57	64.1		
VCU	1/10/07	77-88	L	21-49	.429	8-21	.381	27-34	.794	11	16	27	33.5	24	10	16	0	7	77	64.9		
at Delaware	1/13/07	62-77	L	22-58	.379	2-22	.091	16-20	.800	15	17	32	33.4	22	9	12	0	5	62	64.8		
GEORGE MASON	1/16/07	63-76	L	23-47	.489	9-25	.360	8-10	.800	6	23	29	33.1	16	14	12	0	1	63	64.6		
William and Mary		1099		374-866	.432	113-353	.320	238-344	.692	178	385	563	33.1	291	221	252	28	96	1099	64.6		
Opponents		1091		381-887	.430	111-362	.307	218-315	.692	164	367	531	31.2	312	216	228	39	118	1091	64.2		

Games played: 17
Points/game: 64.6
FG Pct: 43.2
3FG Pct: 32.0
FT Pct: 69.2

Rebounds/game: 33.1
Assists/game: 13.0
Turnovers/game: 14.8
Assist/turnover ratio: 0.9
Steals/game: 5.6
Blocks/game: 1.6

2006-07 William and Mary Basketball
William and Mary Game-by-Game Points-Rebounds-Assists (as of Jan 16, 2007)
All games

Opponent	Date	Score	WL	00	02	03	04	11	12	13	15	20
				HESS,STEV	SCHNEIDER	TRUMBOWER	SMITH,ALE	MANN,NATH	BARNETT,M	KISIELIUS	STEIN,PET	CARRABINE
at Kansas State	11/11/06	60-70	L	3- 3- 0	18- 9- 7	0- 1- 0	2- 3- 0	5- 1- 1	DNP	16- 2- 2	4- 6- 2	0- 0- 0
WAGNER	11/20/06	77-53	W	2- 3- 0	8- 2- 6	2- 1- 1	2- 5- 0	0- 3- 1	0- 1- 0	18- 2- 1	2- 0- 1	4- 1- 0
at Holy Cross	11/25/06	57-66	L	DNP	4- 1- 1	0- 1- 1	3- 2- 0	12- 6- 4	DNP	10- 3- 1	3- 0- 0	0- 0- 0
at Navy	11/28/06	63-79	L	2- 0- 0	DNP	12- 6- 4	9- 4- 1	3- 2- 3	DNP	8- 4- 0	4- 2- 0	9- 0- 0
JACKSONVILLE STATE	12/01/06	59-56	W	0- 1- 0	DNP	2- 5- 1	2- 3- 0	8- 5- 2	DNP	20- 6- 1	2- 6- 4	2- 2- 1
CORNELL	12/02/06	73-68	WO	0- 0- 0	DNP	7- 2- 5	6- 2- 0	15- 4- 1	DNP	21- 6- 4	2- 4- 2	5- 1- 0
TOWSON	12/05/06	60-73	L	0- 1- 0	18- 2- 2	2- 4- 3	0- 2- 0	6- 0- 2	DNP	0- 0- 4	6- 4- 4	10- 2- 0
NORTH FLORIDA	12/08/06	61-44	W	3- 1- 0	10- 3- 5	2- 3- 2	3- 1- 0	13- 9- 3	0- 0- 0	5- 2- 3	10- 4- 0	5- 1- 0
UMBC	12/22/06	70-58	W	4- 0- 1	11- 1- 2	6- 0- 0	9- 5- 0	5- 0- 2	DNP	19- 3- 2	4- 2- 0	5- 4- 0
HAMPTON	12/28/06	72-67	W	2- 2- 0	6- 3- 3	1- 2- 1	8- 3- 1	12- 3- 1	DNP	18- 1- 3	7- 3- 1	6- 1- 1
RICHMOND	12/31/06	61-53	W	DNP	9- 3- 0	0- 0- 1	12- 4- 0	3- 8- 4	DNP	11- 8- 3	4- 8- 1	7- 2- 0
at George Mason	1/3/07	67-63	W	DNP	10- 2- 4	0- 0- 0	11- 4- 1	14- 0- 1	DNP	9- 8- 5	4- 3- 1	5- 4- 1
NORTHEASTERN	1/6/07	60-57	W	DNP	13- 8- 2	0- 1- 1	4- 1- 1	2- 5- 1	DNP	9- 2- 2	9- 3- 0	6- 3- 2
at Georgia State	1/8/07	57-43	W	0- 0- 0	7- 6- 4	0- 1- 0	7- 1- 0	7- 6- 4	0- 0- 0	12- 3- 1	5- 7- 4	5- 1- 0
VCU	1/10/07	77-88	L	0- 0- 0	10- 4- 3	0- 0- 0	12- 5- 0	14- 5- 2	DNP	7- 2- 2	0- 1- 0	0- 0- 0
at Delaware	1/13/07	62-77	L	DNP	7- 2- 1	0- 0- 0	16- 9- 0	2- 3- 2	DNP	2- 7- 3	5- 2- 0	5- 1- 1
GEORGE MASON	1/16/07	63-76	L	DNP	11- 7- 2	0- 1- 1	0- 0- 0	13- 4- 1	DNP	17- 6- 4	8- 2- 0	3- 1- 0

Opponent	Date	Score	WL	22	23	24	25	45
				SUMNER,DA	DARNELL,C	PAYTON,AD	STRATTON,	COFIELD,C
at Kansas State	11/11/06	60-70	L	0- 0- 0	3- 3- 1	5- 3- 2	DNP	4- 0- 1
WAGNER	11/20/06	77-53	W	12- 3- 1	7- 5- 3	9- 8- 2	2- 1- 0	9- 5- 0
at Holy Cross	11/25/06	57-66	L	2- 4- 0	0- 0- 0	15- 5- 3	DNP	8- 6- 1
at Navy	11/28/06	63-79	L	4- 1- 1	0- 2- 1	12- 3- 1	DNP	0- 3- 0
JACKSONVILLE STATE	12/01/06	59-56	W	0- 2- 0	0- 5- 1	18- 5- 0	DNP	5- 2- 1
CORNELL	12/02/06	73-68	WO	2- 0- 0	3- 1- 3	10- 2- 1	DNP	2- 4- 0
TOWSON	12/05/06	60-73	L	0- 1- 1	2- 3- 0	16- 4- 0	DNP	0- 1- 0
NORTH FLORIDA	12/08/06	61-44	W	0- 0- 0	0- 0- 0	10- 3- 0	0- 0- 0	0- 0- 1
UMBC	12/22/06	70-58	W	DNP	0- 0- 0	7- 4- 4	DNP	DNP
HAMPTON	12/28/06	72-67	W	DNP	0- 0- 0	12- 2- 2	DNP	DNP
RICHMOND	12/31/06	61-53	W	DNP	2- 3- 1	13- 4- 2	DNP	DNP
at George Mason	1/3/07	67-63	W	DNP	2- 4- 1	12- 9- 2	DNP	DNP
NORTHEASTERN	1/6/07	60-57	W	DNP	2- 3- 0	15- 2- 2	DNP	0- 1- 0
at Georgia State	1/8/07	57-43	W	2- 0- 0	5- 1- 0	7- 4- 1	0- 0- 0	0- 0- 0
VCU	1/10/07	77-88	L	2- 0- 0	0- 1- 1	26- 5- 2	DNP	6- 1- 0
at Delaware	1/13/07	62-77	L	4- 0- 0	2- 1- 0	19- 3- 2	DNP	DNP
GEORGE MASON	1/16/07	63-76	L	DNP	0- 0- 0	4- 3- 5	DNP	7- 4- 1

2006-07 William and Mary Basketball
 William and Mary Season Box - Average per 40 Minutes (as of Jan 16, 2007)
 All games

# Player	Win	FGM	FGA	Pct	3FGM	3FGA	Pct	FTM	FTA	Pct	Oreb	Dreb	TReb	PF	A	T0	A/T0	Blk	Stl	Pts
12 Barrett, Marcus.....	40	0.0	0.0	.000	0.0	0.0	.000	0.0	13.3	.000	0.0	13.3	13.3	0.0	13.3	0.00	13.3	0.0	0.0	0.0
20 Kyle Carrabine.....	40	4.6	10.5	.443	2.9	7.9	.370	1.0	2.1	.500	0.7	3.4	4.1	1.2	1.0	1.4	0.75	0.2	0.5	13.2
45 Coffield, Corey.....	40	5.2	12.8	.410	0.0	0.0	.000	3.0	4.9	.600	2.6	6.2	8.9	4.3	1.6	5.6	0.29	0.3	1.3	13.4
23 Darrell, Chris.....	40	2.7	7.7	.355	0.5	2.0	.250	1.0	2.2	.444	2.0	6.0	8.0	5.2	3.0	3.7	0.80	1.0	0.7	7.0
00 Hess, Steven.....	40	3.1	6.8	.455	0.0	0.0	.000	3.7	8.0	.462	1.8	4.9	6.8	6.8	0.6	2.5	0.25	1.2	0.0	9.8
13 Kistelius, Laimis...	40	5.0	10.2	.488	1.9	4.3	.444	4.1	5.5	.743	2.0	3.2	5.1	2.8	3.2	3.4	0.95	0.6	1.0	15.9
11 Mann, Nathan.....	40	4.0	11.4	.348	1.9	7.3	.256	1.5	1.9	.818	0.7	4.7	5.4	2.2	2.4	1.9	1.52	0.2	1.0	11.3
24 Payton, Adam.....	40	5.4	12.8	.424	1.0	3.3	.310	4.4	5.3	.826	1.9	3.5	5.3	2.2	2.4	3.3	0.74	0.1	2.1	16.3
02 Schneider, David....	40	3.6	9.4	.377	2.6	7.2	.358	2.9	4.4	.673	1.1	3.7	4.7	3.5	3.7	2.7	1.40	0.0	1.5	12.7
04 Smith, Alex.....	40	6.5	11.4	.569	0.2	0.6	.250	3.7	5.1	.719	3.7	4.9	8.6	6.0	0.6	3.2	0.20	0.6	0.6	16.8
15 Stein, Peter.....	40	3.8	6.2	.611	0.2	0.7	.333	1.3	2.8	.458	2.2	4.4	6.6	4.9	2.3	3.2	0.71	0.3	0.7	9.1
25 Stratton, Chris.....	40	13.3	13.3	1.000	0.0	0.0	.000	0.0	0.0	.000	13.3	0.0	13.3	0.0	0.0	0.0	0.00	0.0	0.0	26.7
22 Summer, Danny.....	40	5.2	16.8	.308	0.9	6.0	.143	0.9	3.9	.222	3.4	1.3	4.7	1.3	1.3	3.0	0.43	0.4	1.3	12.0
03 Trumbower, Adam.....	40	1.6	4.6	.348	0.2	2.4	.083	3.4	3.8	.895	1.2	4.4	5.6	4.2	4.2	2.8	1.50	0.0	0.8	6.8
Total.....	40	21.8	50.6	.432	6.6	20.6	.320	13.9	20.1	.692	10.4	22.5	32.9	17.0	12.9	14.7	0.88	1.6	5.6	64.2
Opponents.....	40	22.2	51.8	.430	6.5	21.1	.307	12.7	18.4	.692	9.6	21.4	31.0	18.2	12.6	13.3	0.95	2.3	6.9	63.7

Note: All statistics are pro-rated based on an average per 40-minute game.

2006-07 William and Mary Basketball
William and Mary Combined Team Statistics (as of Jan 16, 2007)
Home games

RECORD:	OVERALL	HOME	AWAY	NEUTRAL
ALL GAMES.....	(8-3)	(8-3)	(0-0)	(0-0)
CONFERENCE.....	(1-3)	(1-3)	(0-0)	(0-0)
NON-CONFERENCE.....	(7-0)	(7-0)	(0-0)	(0-0)

## Player	GP-GS	Min--Avg	---TOTAL---			---3-PTS---		FT-FTA	Pct	----REBOUNDS----				PF	FO	A	TO	Blk	Stl	Pts	Avg
			FG-FGA	Pct	3FG-FGA	Pct	Off			Def	Tot	Avg									
13 Kisielius, Laimis..	11-10	338 30.7	46-89	.517	16-41	.390	37-51	.725	16	22	38	3.5	23	1	29	23	7	9	145	13.2	
24 Payton, Adam.....	11-9	331 30.1	42-91	.462	11-26	.423	45-54	.833	11	31	42	3.8	17	1	20	29	0	19	140	12.7	
02 Schneider, David...	9-8	280 31.1	26-60	.433	22-51	.431	22-32	.688	7	26	33	3.7	22	0	25	17	0	7	96	10.7	
11 Mann, Nathan.....	11-10	315 28.6	30-86	.349	13-49	.265	18-20	.900	6	40	46	4.2	17	0	20	17	2	9	91	8.3	
04 Smith, Alex.....	11-2	160 14.5	23-43	.535	0-1	.000	12-18	.667	12	19	31	2.8	21	0	2	13	3	2	58	5.3	
15 Stein, Peter.....	11-9	232 21.1	22-38	.579	1-5	.200	9-20	.450	13	24	37	3.4	29	1	13	18	3	5	54	4.9	
20 Carrabine, Kyle....	11-2	153 13.9	18-41	.439	12-32	.375	5-10	.500	3	15	18	1.6	6	0	4	4	1	1	53	4.8	
45 Cofield, Corey.....	8-1	70 8.8	10-26	.385	0-0	.000	9-13	.692	5	13	18	2.3	11	0	3	12	1	4	29	3.6	
22 Sumner, Danny.....	6-1	43 7.2	7-23	.304	2-10	.200	0-6	.000	5	1	6	1.0	0	0	2	1	1	2	16	2.7	
03 Trumbower, Adam....	11-2	143 13.0	6-17	.353	1-8	.125	9-10	.900	4	15	19	1.7	15	0	16	12	0	4	22	2.0	
23 Darnell, Chris.....	11-1	106 9.6	6-18	.333	1-3	.333	3-7	.429	7	14	21	1.9	12	0	9	12	2	3	16	1.5	
00 Hess, Steven.....	8-0	48 6.0	3-7	.429	0-0	.000	5-9	.556	2	6	8	1.0	7	0	1	3	1	0	11	1.4	
25 Stratton, Chris....	2-0	3 1.5	1-1	1.000	0-0	.000	0-0	.000	1	0	1	0.5	0	0	0	0	0	0	2	1.0	
12 Barnett, Marcus....	2-0	3 1.5	0-0	.000	0-0	.000	0-1	.000	0	1	1	0.5	1	0	0	0	1	0	0	0.0	
Team.....									18	25	43	3.9	0			0					

Total.....	11	2225	240-540	.444	79-226	.350	174-251	.693	110	252	362	32.9	181	3	144	161	22	65	733	66.6
Opponents.....	11	2225	247-564	.438	69-231	.299	130-190	.684	96	228	324	29.5	212	7	121	152	18	71	693	63.0

TEAM STATISTICS	W&M	OPP	DATE	OPPONENT	W/L	SCORE	ATTEND
SCORING.....	733	693	11/20/06	WAGNER	W	77-53	3197
Points per game.....	66.6	63.0	12/01/06	JACKSONVILLE STATE	W	59-56	2684
Scoring margin.....	+3.6	-	12/02/06	CORNELL	W OT	73-68	2118
FIELD GOALS-ATT.....	240-540	247-564	*12/05/06	TOWSON	L	60-73	2073
Field goal pct.....	.444	.438	12/08/06	NORTH FLORIDA	W	61-44	2135
3 POINT FG-ATT.....	79-226	69-231	12/22/06	UMBC	W	70-58	1421
3-point FG pct.....	.350	.299	12/28/06	HAMPTON	W	72-67	2107
3-pt FG made per game..	7.2	6.3	12/31/06	RICHMOND	W	61-53	1922
FREE THROWS-ATT.....	174-251	130-190	*1/6/07	NORTHEASTERN	W	60-57	1764
Free throw pct.....	.693	.684	*1/10/07	VCU	L	77-88	2412
REBOUNDS.....	362	324	*1/16/07	GEORGE MASON	L	63-76	2729
Rebounds per game.....	32.9	29.5	* = Conference game				
Rebounding margin.....	+3.5	-					
ASSISTS.....	144	121					
Assists per game.....	13.1	11.0					
TURNOVERS.....	161	152					
Turnovers per game....	14.6	13.8					
Turnover margin.....	-0.8	-					
Assist/turnover ratio..	0.9	0.8					
STEALS.....	65	71					
Steals per game.....	5.9	6.5					
BLOCKS.....	22	18					
Blocks per game.....	2.0	1.6					
WINNING STREAK.....	0	-					
Home win streak.....	0	-					
ATTENDANCE.....	24562	0					
Home games-Avg/Game....	11-2233	0-0					
Neutral site-Avg/Game..	-	0-0					

SCORE BY PERIODS:	1st	2nd	OT	Total
William and Mary.....	315	407	11	733
Opponents.....	300	387	6	693

2006-07 William and Mary Basketball
William and Mary Combined Team Statistics (as of Jan 16, 2007)
Away games

RECORD:	OVERALL	HOME	AWAY	NEUTRAL
ALL GAMES.....	(2-4)	(0-0)	(2-4)	(0-0)
CONFERENCE.....	(2-1)	(0-0)	(2-1)	(0-0)
NON-CONFERENCE.....	(0-3)	(0-0)	(0-3)	(0-0)

## Player	GP-GS	Min--Avg	---TOTAL---			---3-PTS---		FT-FTA	Pct	---REBOUNDS---				PF	FO	A	TO	Blk	Stl	Pts	Avg
			FG-FGA	Pct	3FG-FGA	Pct	Off			Def	Tot	Avg									
24 Payton, Adam.....	6-6	185	30.8	28-74	.378	2-16	.125	12-15	.800	13	14	27	4.5	11	0	11	13	1	8	70	11.7
13 Kisielius, Laimis..	6-6	169	28.2	17-40	.425	8-13	.615	15-19	.789	9	18	27	4.5	13	0	12	20	1	4	57	9.5
02 Schneider, David...	5-5	169	33.8	14-46	.304	7-30	.233	11-17	.647	5	15	20	4.0	17	0	17	13	0	10	46	9.2
04 Smith, Alex.....	6-0	92	15.3	18-29	.621	1-3	.333	11-14	.786	11	12	23	3.8	17	1	2	7	1	2	48	8.0
11 Mann, Nathan.....	6-6	159	26.5	17-49	.347	9-37	.243	0-2	.000	2	16	18	3.0	13	1	15	6	0	3	43	7.2
15 Stein, Peter.....	6-5	116	19.3	11-16	.688	1-1	1.000	2-4	.500	6	14	20	3.3	14	0	7	10	0	1	25	4.2
20 Kyle Carrabine.....	6-0	80	13.3	9-20	.450	5-14	.357	1-2	.500	1	5	6	1.0	1	0	2	4	0	2	24	4.0
45 Cofield, Corey.....	4-1	52	13.0	6-13	.462	0-0	.000	0-2	.000	3	6	9	2.3	2	0	2	5	0	0	12	3.0
22 Sumner, Danny.....	5-0	50	10.0	5-16	.313	0-4	.000	2-3	.667	3	2	5	1.0	3	0	1	6	0	1	12	2.4
23 Darnell, Chris.....	6-1	55	9.2	5-13	.385	1-5	.200	1-2	.500	1	10	11	1.8	9	0	3	3	2	0	12	2.0
03 Trumbower, Adam....	6-0	56	9.3	2-6	.333	0-4	.000	8-9	.889	2	7	9	1.5	6	0	5	2	0	0	12	2.0
00 Hess, Steven.....	3-0	17	5.7	2-4	.500	0-0	.000	1-4	.250	1	2	3	1.0	4	0	0	1	1	0	5	1.7
12 Barnett, Marcus....	1-0	0	0.0	0-0	.000	0-0	.000	0-0	.000	0	0	0	0.0	0	0	0	0	0	0	0	0.0
25 Stratton, Chris....	1-0	0	0.0	0-0	.000	0-0	.000	0-0	.000	0	0	0	0.0	0	0	0	0	0	0	0	0.0
Team.....										11	12	23	3.8	0		0					

Total.....	6	1200	134-326	.411	34-127	.268	64-93	.688	68	133	201	33.5	110	2	77	91	6	31	366	61.0
Opponents.....	6	1200	134-323	.415	42-131	.321	88-125	.704	68	139	207	34.5	100	0	95	76	21	47	398	66.3

TEAM STATISTICS	W&M	OPP	DATE	OPPONENT	W/L	SCORE	ATTEND
SCORING.....	366	398	11/11/06	at Kansas State	L	60-70	11390
Points per game.....	61.0	66.3	11/25/06	at Holy Cross	L	57-66	2103
Scoring margin.....	-5.3	-	11/28/06	at Navy	L	63-79	1285
FIELD GOALS-ATT.....	134-326	134-323	*1/3/07	at George Mason	W	67-63	4409
Field goal pct.....	.411	.415	*1/8/07	at Georgia State	W	57-43	717
3 POINT FG-ATT.....	34-127	42-131	*1/13/07	at Delaware	L	62-77	2906
3-point FG pct.....	.268	.321	* = Conference game				
3-pt FG made per game..	5.7	7.0					
FREE THROWS-ATT.....	64-93	88-125					
Free throw pct.....	.688	.704					
REBOUNDS.....	201	207					
Rebounds per game.....	33.5	34.5					
Rebounding margin.....	-1.0	-					
ASSISTS.....	77	95					
Assists per game.....	12.8	15.8					
TURNOVERS.....	91	76					
Turnovers per game.....	15.2	12.7					
Turnover margin.....	-2.5	-					
Assist/turnover ratio..	0.8	1.3					
STEALS.....	31	47					
Steals per game.....	5.2	7.8					
BLOCKS.....	6	21					
Blocks per game.....	1.0	3.5					
WINNING STREAK.....	0	-					
Home win streak.....	0	-					
ATTENDANCE.....	0	22810					
Home games-Avg/Game....	0-0	6-3802					
Neutral site-Avg/Game..	-	0-0					

SCORE BY PERIODS:	1st	2nd	Total
William and Mary.....	159	207	- 366
Opponents.....	195	203	- 398

2006-07 William and Mary Basketball
William and Mary Combined Team Statistics (as of Jan 16, 2007)
Games won

RECORD:	OVERALL	HOME	AWAY	NEUTRAL
ALL GAMES.....	(10-0)	(8-0)	(2-0)	(0-0)
CONFERENCE.....	(3-0)	(1-0)	(2-0)	(0-0)
NON-CONFERENCE.....	(7-0)	(7-0)	(0-0)	(0-0)

## Player	GP-GS	Min--Avg	---TOTAL---			---3-PTS---			---REBOUNDS---				PF	FO	A	TO	Blk	Stl	Pts	Avg
			FG-FGA	Pct	3FG-FGA	Pct	FT-FTA	Pct	Off	Def	Tot	Avg								
13 Kisielius, Laimis..	10-9	302 30.2	44-78	.564	15-32	.469	39-55	.709	19	22	41	4.1	19	0	25	26	7	11	142	14.2
24 Payton, Adam.....	10-9	297 29.7	35-78	.449	8-20	.400	35-41	.854	13	30	43	4.3	10	0	16	26	0	16	113	11.3
02 Schneider, David...	8-8	251 31.4	21-54	.389	17-44	.386	15-23	.652	6	22	28	3.5	18	0	26	16	0	9	74	9.3
11 Mann, Nathan.....	10-9	287 28.7	28-84	.333	12-49	.245	11-14	.786	6	37	43	4.3	11	0	20	17	2	6	79	7.9
04 Smith, Alex.....	10-1	150 15.0	26-45	.578	1-2	.500	11-16	.688	10	19	29	2.9	21	0	3	13	3	2	64	6.4
20 Carrabine, Kyle....	10-1	146 14.6	18-35	.514	10-24	.417	4-7	.571	4	16	20	2.0	5	0	5	5	1	3	50	5.0
15 Stein, Peter.....	10-9	215 21.5	19-29	.655	2-4	.500	9-19	.474	13	27	40	4.0	26	0	14	15	3	4	49	4.9
22 Sumner, Danny.....	5-1	40 8.0	7-20	.350	2-8	.250	0-6	.000	5	0	5	1.0	0	0	1	1	1	2	16	3.2
45 Cofield, Corey.....	6-1	45 7.5	7-23	.304	0-0	.000	2-4	.500	2	10	12	2.0	9	0	2	10	1	4	16	2.7
23 Darnell, Chris....	10-1	117 11.7	9-24	.375	1-6	.167	2-7	.286	7	15	22	2.2	13	0	9	9	3	2	21	2.1
03 Trumbower, Adam....	10-1	128 12.8	6-16	.375	1-8	.125	7-8	.875	3	12	15	1.5	14	0	12	10	0	4	20	2.0
00 Hess, Steven.....	7-0	41 5.9	3-7	.429	0-0	.000	5-9	.556	2	5	7	1.0	6	0	1	3	1	0	11	1.6
25 Stratton, Chris....	3-0	3 1.0	1-1	1.000	0-0	.000	0-0	.000	1	0	1	0.3	0	0	0	0	0	0	2	0.7
12 Barnett, Marcus....	3-0	3 1.0	0-0	.000	0-0	.000	0-1	.000	0	1	1	0.3	1	0	0	1	1	0	0	0.0
Team.....									18	25	43	4.3	0		0					

Total.....	10	2025	224-494	.453	69-197	.350	140-210	.667	109	241	350	35.0	153	0	134	152	23	63	657	65.7
Opponents.....	10	2025	206-518	.398	56-212	.264	94-144	.653	91	196	287	28.7	185	7	106	146	20	60	562	56.2

TEAM STATISTICS	W&M	OPP	DATE	OPPONENT	W/L	SCORE	ATTEND
SCORING.....	657	562	11/20/06	WAGNER	W	77-53	3197
Points per game.....	65.7	56.2	12/01/06	JACKSONVILLE STATE	W	59-56	2684
Scoring margin.....	+9.5	-	12/02/06	CORNELL	W OT	73-68	2118
FIELD GOALS-ATT.....	224-494	206-518	12/08/06	NORTH FLORIDA	W	61-44	2135
Field goal pct.....	.453	.398	12/22/06	UMBC	W	70-58	1421
3 POINT FG-ATT.....	69-197	56-212	12/28/06	HAMPTON	W	72-67	2107
3-point FG pct.....	.350	.264	12/31/06	RICHMOND	W	61-53	1922
3-pt FG made per game..	6.9	5.6	*1/3/07	at George Mason	W	67-63	4409
FREE THROWS-ATT.....	140-210	94-144	*1/6/07	NORTHEASTERN	W	60-57	1764
Free throw pct.....	.667	.653	*1/8/07	at Georgia State	W	57-43	717
REBOUNDS.....	350	287	* = Conference game				
Rebounds per game.....	35.0	28.7					
Rebounding margin.....	+6.3	-					
ASSISTS.....	134	106					
Assists per game.....	13.4	10.6					
TURNOVERS.....	152	146					
Turnovers per game....	15.2	14.6					
Turnover margin.....	-0.6	-					
Assist/turnover ratio..	0.9	0.7					
STEALS.....	63	60					
Steals per game.....	6.3	6.0					
BLOCKS.....	23	20					
Blocks per game.....	2.3	2.0					
WINNING STREAK.....	10	-					
Home win streak.....	8	-					
ATTENDANCE.....	17348	5126					
Home games-Avg/Game....	8-2168	2-2563					
Neutral site-Avg/Game..	-	0-0					

SCORE BY PERIODS:	1st	2nd	OT	Total
William and Mary.....	282	364	11	657
Opponents.....	231	325	6	562

2006-07 William and Mary Basketball
William and Mary Combined Team Statistics (as of Jan 16, 2007)
Games lost

RECORD:	OVERALL	HOME	AWAY	NEUTRAL
ALL GAMES.....	(0-7)	(0-3)	(0-4)	(0-0)
CONFERENCE.....	(0-4)	(0-3)	(0-1)	(0-0)
NON-CONFERENCE.....	(0-3)	(0-0)	(0-3)	(0-0)

## Player	GP-GS	Min--Avg		---TOTAL---		---3-PTS---		FT-FTA		---REBOUNDS---		PF FO		A	TO	Blk	Stl	Pts	Avg		
		FG-FGA	Pct	3FG-FGA	Pct	Off	Def	Tot	Avg												
24 Payton, Adam.....	7-6	219	31.3	35-87	.402	5-22	.227	22-28	.786	11	15	26	3.7	18	1	15	16	1	11	97	13.9
02 Schneider, David...	6-5	198	33.0	19-52	.365	12-37	.324	18-26	.692	6	19	25	4.2	21	0	16	14	0	8	68	11.3
13 Kisielius, Laimis..	7-7	205	29.3	19-51	.373	9-22	.409	13-15	.867	6	18	24	3.4	17	1	16	17	1	2	60	8.6
11 Mann, Nathan.....	7-7	187	26.7	19-51	.373	10-37	.270	7-8	.875	2	19	21	3.0	19	1	15	6	0	6	55	7.9
04 Smith, Alex.....	7-1	102	14.6	15-27	.556	0-2	.000	12-16	.750	13	12	25	3.6	17	1	1	7	1	2	42	6.0
15 Stein, Peter.....	7-5	133	19.0	14-25	.560	0-2	.000	2-5	.400	6	11	17	2.4	17	1	6	13	0	2	30	4.3
45 Cofield, Corey.....	6-1	77	12.8	9-16	.563	0-0	.000	7-11	.636	6	9	15	2.5	4	0	3	7	0	0	25	4.2
20 Kyle Carrabine.....	7-1	87	12.4	9-26	.346	7-22	.318	2-5	.400	0	4	4	0.6	2	0	1	3	0	0	27	3.9
22 Sumner, Danny.....	6-0	53	8.8	5-19	.263	0-6	.000	2-3	.667	3	3	6	1.0	3	0	2	6	0	1	12	2.0
03 Trumbower, Adam....	7-1	71	10.1	2-7	.286	0-4	.000	10-11	.909	3	10	13	1.9	7	0	9	4	0	0	14	2.0
00 Hess, Steven.....	4-0	24	6.0	2-4	.500	0-0	.000	1-4	.250	1	3	4	1.0	5	0	0	1	1	0	5	1.3
23 Darnell, Chris.....	7-1	44	6.3	2-7	.286	1-2	.500	2-2	1.000	1	9	10	1.4	8	0	3	6	1	1	7	1.0
Team.....										11	12	23	3.3	0		0					

Total.....	7	1400	150-372	.403	44-156	.282	98-134	.731	69	144	213	30.4	138	5	87	100	5	33	442	63.1
Opponents.....	7	1400	175-369	.474	55-150	.367	124-171	.725	73	171	244	34.9	127	0	110	82	19	58	529	75.6

TEAM STATISTICS	W&M	OPP	DATE	OPPONENT	W/L	SCORE	ATTEND
SCORING.....	442	529	11/11/06	at Kansas State	L	60-70	11390
Points per game.....	63.1	75.6	11/25/06	at Holy Cross	L	57-66	2103
Scoring margin.....	-12.4	-	11/28/06	at Navy	L	63-79	1285
FIELD GOALS-ATT.....	150-372	175-369	*12/05/06	TOWSON	L	60-73	2073
Field goal pct.....	.403	.474	*1/10/07	VCU	L	77-88	2412
3 POINT FG-ATT.....	44-156	55-150	*1/13/07	at Delaware	L	62-77	2906
3-point FG pct.....	.282	.367	*1/16/07	GEORGE MASON	L	63-76	2729
3-pt FG made per game..	6.3	7.9	* = Conference game				
FREE THROWS-ATT.....	98-134	124-171					
Free throw pct.....	.731	.725					
REBOUNDS.....	213	244					
Rebounds per game.....	30.4	34.9					
Rebounding margin.....	-4.4	-					
ASSISTS.....	87	110					
Assists per game.....	12.4	15.7					
TURNOVERS.....	100	82					
Turnovers per game.....	14.3	11.7					
Turnover margin.....	-2.6	-					
Assist/turnover ratio..	0.9	1.3					
STEALS.....	33	58					
Steals per game.....	4.7	8.3					
BLOCKS.....	5	19					
Blocks per game.....	0.7	2.7					
WINNING STREAK.....	0	-					
Home win streak.....	0	-					
ATTENDANCE.....	7214	17684					
Home games-Avg/Game....	3-2405	4-4421					
Neutral site-Avg/Game..	-	0-0					

SCORE BY PERIODS:	1st	2nd	Total
William and Mary.....	192	250	- 442
Opponents.....	264	265	- 529

2006-07 William and Mary Basketball
William and Mary Combined Team Statistics (as of Jan 16, 2007)
Last Three Games

RECORD:	OVERALL	HOME	AWAY	NEUTRAL
ALL GAMES.....	(0-3)	(0-2)	(0-1)	(0-0)
CONFERENCE.....	(0-3)	(0-2)	(0-1)	(0-0)
NON-CONFERENCE.....	(0-0)	(0-0)	(0-0)	(0-0)

## Player	GP-GS	Min--Avg	---TOTAL---		---3-PTS---		----REBOUNDS----								PF	FO	A	TO	Blk	Stl	Pts	Avg
			FG-FGA	Pct	3FG-FGA	Pct	FT-FTA	Pct	Off	Def	Tot	Avg										
24 Payton, Adam.....	3-3	98	32.7	16-33	.485	3-10	.300	14-18	.778	5	6	11	3.7	6	0	9	9	0	7	49	16.3	
11 Mann, Nathan.....	3-3	90	30.0	10-22	.455	6-15	.400	3-3	1.000	1	11	12	4.0	8	0	5	3	0	3	29	9.7	
04 Smith, Alex.....	3-0	49	16.3	9-14	.643	0-1	.000	10-11	.909	10	4	14	4.7	8	0	0	4	0	0	28	9.3	
02 Schneider, David...	3-3	103	34.3	8-22	.364	5-16	.313	7-10	.700	5	8	13	4.3	10	0	6	7	0	0	28	9.3	
13 Kisielius, Laimis...	3-3	85	28.3	8-25	.320	4-12	.333	6-6	1.000	4	11	15	5.0	12	1	9	5	0	0	26	8.7	
45 Cofield, Corey.....	2-0	23	11.5	3-3	1.000	0-0	.000	7-9	.778	2	3	5	2.5	3	0	1	2	0	0	13	6.5	
15 Stein, Peter.....	3-3	54	18.0	6-14	.429	0-2	.000	1-2	.500	1	4	5	1.7	8	1	0	4	0	2	13	4.3	
22 Sumner, Danny.....	2-0	11	5.5	2-4	.500	0-1	.000	2-2	1.000	0	0	0	0.0	2	0	2	0	0	6	3.0		
20 Carrabine, Kyle.....	3-0	48	16.0	3-13	.231	1-9	.111	1-3	.333	0	2	2	0.7	0	0	1	2	0	0	8	2.7	
23 Darnell, Chris.....	3-0	18	6.0	1-3	.333	0-1	.000	0-0	.000	0	2	2	0.7	4	0	1	1	0	1	2	0.7	
03 Trumbower, Adam....	3-0	20	6.7	0-1	.000	0-1	.000	0-0	.000	0	1	1	0.3	1	0	1	1	0	0	0	0.0	
00 Hess, Steven.....	1-0	1	1.0	0-0	.000	0-0	.000	0-0	.000	0	0	0	0.0	0	0	0	0	0	0	0	0.0	
Team.....										4	4	8	2.7	0		0						

Total.....	3	600		66-154	.429	19-68	.279	51-64	.797	32	56	88	29.3	62	2	33	40	0	13	202	67.3
Opponents.....	3	600		76-136	.559	30-62	.484	59-78	.756	14	63	77	25.7	58	0	43	30	4	20	241	80.3

TEAM STATISTICS	W&M	OPP	DATE	OPPONENT	W/L	SCORE	ATTEND
SCORING.....	202	241	*1/10/07	VCU	L	77-88	2412
Points per game.....	67.3	80.3	*1/13/07	at Delaware	L	62-77	2906
Scoring margin.....	-13.0	-	*1/16/07	GEORGE MASON	L	63-76	2729
FIELD GOALS-ATT.....	66-154	76-136	* = Conference game				
Field goal pct.....	.429	.559					
3 POINT FG-ATT.....	19-68	30-62					
3-point FG pct.....	.279	.484					
3-pt FG made per game..	6.3	10.0					
FREE THROWS-ATT.....	51-64	59-78					
Free throw pct.....	.797	.756					
REBOUNDS.....	88	77					
Rebounds per game.....	29.3	25.7					
Rebounding margin.....	+3.7	-					
ASSISTS.....	33	43					
Assists per game.....	11.0	14.3					
TURNOVERS.....	40	30					
Turnovers per game.....	13.3	10.0					
Turnover margin.....	-3.3	-					
Assist/turnover ratio..	0.8	1.4					
STEALS.....	13	20					
Steals per game.....	4.3	6.7					
BLOCKS.....	0	4					
Blocks per game.....	0.0	1.3					
WINNING STREAK.....	0	-					
Home win streak.....	0	-					
ATTENDANCE.....	5141	2906					
Home games-Avg/Game....	2-2570	1-2906					
Neutral site-Avg/Game..	-	0-0					

SCORE BY PERIODS:	1st	2nd	Total
William and Mary.....	86	116	- 202
Opponents.....	116	125	- 241

2006-07 William and Mary Basketball
William and Mary Combined Team Statistics (as of Jan 16, 2007)
Last Six Games

RECORD:	OVERALL	HOME	AWAY	NEUTRAL
ALL GAMES.....	(3-3)	(1-2)	(2-1)	(0-0)
CONFERENCE.....	(3-3)	(1-2)	(2-1)	(0-0)
NON-CONFERENCE.....	(0-0)	(0-0)	(0-0)	(0-0)

## Player	GP-GS	---TOTAL---		---3-PTS---		---REBOUNDS---										Pts	Avg				
		Min--Avg	FG-FGA	Pct	3FG-FGA	Pct	FT-FTA	Pct	Off	Def	Tot	Avg	PF	FO	A			TO	Blk	Stl	
24 Payton, Adam.....	6-6	190	31.7	27-64	.422	4-16	.250	25-30	.833	11	15	26	4.3	9	0	14	16	0	11	83	13.8
02 Schneider, David...	6-6	203	33.8	18-48	.375	12-36	.333	10-16	.625	10	19	29	4.8	17	0	16	12	0	4	58	9.7
13 Kisielius, Laimis..	6-6	168	28.0	17-50	.340	8-22	.364	14-18	.778	10	18	28	4.7	19	1	17	13	1	3	56	9.3
11 Mann, Nathan.....	6-6	180	30.0	19-48	.396	11-33	.333	3-4	.750	3	20	23	3.8	9	0	11	9	1	6	52	8.7
04 Smith, Alex.....	6-0	89	14.8	17-24	.708	1-2	.500	15-16	.938	11	9	20	3.3	16	0	2	8	0	0	50	8.3
15 Stein, Peter.....	6-6	130	21.7	14-26	.538	2-4	.500	1-2	.500	3	15	18	3.0	15	1	5	8	0	3	31	5.2
20 Carrabine, Kyle....	6-0	102	17.0	9-23	.391	4-15	.267	2-5	.400	1	9	10	1.7	2	0	4	4	1	2	24	4.0
45 Cofield, Corey.....	4-0	28	7.0	3-3	1.000	0-0	.000	7-9	.778	2	4	6	1.5	4	0	1	2	0	0	13	3.3
22 Sumner, Danny.....	3-0	14	4.7	3-5	.600	0-1	.000	2-2	1.000	0	0	0	0.0	2	0	0	2	0	0	8	2.7
23 Darnell, Chris.....	6-0	53	8.8	5-13	.385	0-5	.000	1-2	.500	3	7	10	1.7	8	0	2	2	1	1	11	1.8
25 Stratton, Chris....	1-0	0	0.0	0-0	.000	0-0	.000	0-0	.000	0	0	0	0.0	0	0	0	0	0	0	0	0.0
00 Hess, Steven.....	2-0	1	0.5	0-0	.000	0-0	.000	0-0	.000	0	0	0	0.0	0	0	0	0	0	0	0	0.0
12 Barnett, Marcus....	1-0	0	0.0	0-0	.000	0-0	.000	0-0	.000	0	0	0	0.0	0	0	1	0	0	0	0	0.0
03 Trumbower, Adam....	6-0	42	7.0	0-3	.000	0-2	.000	0-0	.000	0	3	3	0.5	3	0	2	1	0	0	0	0.0
Team.....										8	12	20	3.3	0		0					

Total.....	6	1200	132-307	.430	42-136	.309	80-104	.769	62	131	193	32.2	104	2	74	78	4	30	386	64.3
Opponents.....	6	1200	133-284	.468	48-124	.387	90-117	.769	32	123	155	25.8	100	0	84	65	10	36	404	67.3

TEAM STATISTICS	W&M	OPP	DATE	OPPONENT	W/L	SCORE	ATTEND
SCORING.....	386	404	*1/3/07	at George Mason	W	67-63	4409
Points per game.....	64.3	67.3	*1/6/07	NORTHEASTERN	W	60-57	1764
Scoring margin.....	-3.0	-	*1/8/07	at Georgia State	W	57-43	717
FIELD GOALS-ATT.....	132-307	133-284	*1/10/07	VCU	L	77-88	2412
Field goal pct.....	.430	.468	*1/13/07	at Delaware	L	62-77	2906
3 POINT FG-ATT.....	42-136	48-124	*1/16/07	GEORGE MASON	L	63-76	2729
3-point FG pct.....	.309	.387	* = Conference game				
3-pt FG made per game..	7.0	8.0					
FREE THROWS-ATT.....	80-104	90-117					
Free throw pct.....	.769	.769					
REBOUNDS.....	193	155					
Rebounds per game.....	32.2	25.8					
Rebounding margin.....	+6.3	-					
ASSISTS.....	74	84					
Assists per game.....	12.3	14.0					
TURNOVERS.....	78	65					
Turnovers per game.....	13.0	10.8					
Turnover margin.....	-2.2	-					
Assist/turnover ratio..	0.9	1.3					
STEALS.....	30	36					
Steals per game.....	5.0	6.0					
BLOCKS.....	4	10					
Blocks per game.....	0.7	1.7					
WINNING STREAK.....	0	-					
Home win streak.....	0	-					
ATTENDANCE.....	6905	8032					
Home games-Avg/Game....	3-2302	3-2677					
Neutral site-Avg/Game..	-	0-0					

SCORE BY PERIODS:	1st	2nd	Total
William and Mary.....	165	221	386
Opponents.....	194	210	404

2006-07 William and Mary Basketball
William and Mary Combined Team Statistics (as of Jan 16, 2007)
Last Nine Games

RECORD:	OVERALL	HOME	AWAY	NEUTRAL
ALL GAMES.....	(6-3)	(4-2)	(2-1)	(0-0)
CONFERENCE.....	(3-3)	(1-2)	(2-1)	(0-0)
NON-CONFERENCE.....	(3-0)	(3-0)	(0-0)	(0-0)

## Player	GP-GS	---TOTAL---		---3-PTS---		---REBOUNDS---				PF FO		A TO		Blk	Stl	Pts	Avg			
		Min--Avg	FG-FGA	Pct	3FG-FGA	Pct	FT-FTA	Pct	Off	Def	Tot	Avg	A					TO		
24 Payton, Adam.....	9-9	288 32.0	36-80	.450	8-21	.381	35-42	.833	13	23	36	4.0	13	0	22	24	0	13	115	12.8
13 Kisielius, Laimis..	9-9	263 29.2	30-68	.441	13-30	.433	31-42	.738	15	25	40	4.4	24	1	25	20	5	5	104	11.6
02 Schneider, David...	9-9	298 33.1	25-68	.368	19-54	.352	15-25	.600	10	26	36	4.0	24	0	21	20	0	6	84	9.3
04 Smith, Alex.....	9-0	145 16.1	29-44	.659	1-3	.333	20-22	.909	15	17	32	3.6	24	0	3	13	2	1	79	8.8
11 Mann, Nathan.....	9-9	268 29.8	25-68	.368	13-42	.310	9-11	.818	6	28	34	3.8	13	0	18	15	1	7	72	8.0
15 Stein, Peter.....	9-9	189 21.0	19-36	.528	2-5	.400	6-8	.750	9	22	31	3.4	24	1	7	12	0	4	46	5.1
20 Carrabine, Kyle....	9-0	145 16.1	15-36	.417	9-26	.346	3-7	.429	3	14	17	1.9	4	0	5	6	1	3	42	4.7
45 Cofield, Corey.....	4-0	28 7.0	3-3	1.000	0-0	.000	7-9	.778	2	4	6	1.5	4	0	1	2	0	0	13	3.3
22 Sumner, Danny.....	3-0	14 4.7	3-5	.600	0-1	.000	2-2	1.000	0	0	0	0.0	2	0	0	2	0	0	8	2.7
00 Hess, Steven.....	4-0	14 3.5	1-1	1.000	0-0	.000	4-4	1.000	1	1	2	0.5	3	0	1	2	0	0	6	1.5
23 Darnell, Chris.....	9-0	78 8.7	6-17	.353	0-6	.000	1-4	.250	4	9	13	1.4	11	0	3	3	1	1	13	1.4
03 Trumbower, Adam....	9-0	70 7.8	2-6	.333	0-3	.000	3-4	.750	1	4	5	0.6	6	0	4	7	0	0	7	0.8
12 Barnett, Marcus....	1-0	0 0.0	0-0	.000	0-0	.000	0-0	.000	0	0	0	0.0	0	0	0	1	0	0	0	0.0
25 Stratton, Chris....	1-0	0 0.0	0-0	.000	0-0	.000	0-0	.000	0	0	0	0.0	0	0	0	0	0	0	0	0.0
Team.....									12	17	29	3.2	0		0					

Total.....	9	1800	194-432	.449	65-191	.340	136-180	.756	91	190	281	31.2	152	2	110	127	10	40	589	65.4
Opponents.....	9	1800	196-433	.453	63-188	.335	127-172	.738	66	168	234	26.0	161	1	103	107	11	58	582	64.7

TEAM STATISTICS	W&M	OPP	DATE	OPPONENT	W/L	SCORE	ATTEND
SCORING.....	589	582	12/22/06	UMBC	W	70-58	1421
Points per game.....	65.4	64.7	12/28/06	HAMPTON	W	72-67	2107
Scoring margin.....	+0.8	-	12/31/06	RICHMOND	W	61-53	1922
FIELD GOALS-ATT.....	194-432	196-433	*1/3/07	at George Mason	W	67-63	4409
Field goal pct.....	.449	.453	*1/6/07	NORTHEASTERN	W	60-57	1764
3 POINT FG-ATT.....	65-191	63-188	*1/8/07	at Georgia State	W	57-43	717
3-point FG pct.....	.340	.335	*1/10/07	VCU	L	77-88	2412
3-pt FG made per game..	7.2	7.0	*1/13/07	at Delaware	L	62-77	2906
FREE THROWS-ATT.....	136-180	127-172	*1/16/07	GEORGE MASON	L	63-76	2729
Free throw pct.....	.756	.738	* = Conference game				
REBOUNDS.....	281	234					
Rebounds per game.....	31.2	26.0					
Rebounding margin.....	+5.2	-					
ASSISTS.....	110	103					
Assists per game.....	12.2	11.4					
TURNOVERS.....	127	107					
Turnovers per game.....	14.1	11.9					
Turnover margin.....	-2.2	-					
Assist/turnover ratio..	0.9	1.0					
STEALS.....	40	58					
Steals per game.....	4.4	6.4					
BLOCKS.....	10	11					
Blocks per game.....	1.1	1.2					
WINNING STREAK.....	0	-					
Home win streak.....	0	-					
ATTENDANCE.....	12355	8032					
Home games-Avg/Game....	6-2059	3-2677					
Neutral site-Avg/Game..	-	0-0					

SCORE BY PERIODS:	1st	2nd	Total
William and Mary.....	264	325	- 589
Opponents.....	259	323	- 582

2006-07 William and Mary Basketball
 William and Mary High/Low Analysis (as of Jan 16, 2007)
 All games

William and Mary - TEAM GAME HIGHS

POINTS.....	77	vs VCU (1/10/07)
	77	vs Wagner (11/20/06)
	73	vs Cornell (12/02/06)
	72	vs Hampton (12/28/06)
	70	vs UMBC (12/22/06)
FIELD GOALS MADE.....	32	vs Wagner (11/20/06)
	24	at George Mason (1/3/07)
	24	vs Cornell (12/02/06)
FIELD GOAL ATTEMPTS.....	64	vs Wagner (11/20/06)
	58	at Delaware (1/13/07)
FIELD GOAL PERCENTAGE.....	.512 (21-41)	vs Hampton (12/28/06)
	.500 (32-64)	vs Wagner (11/20/06)
	.500 (21-42)	vs UMBC (12/22/06)
3 PT FIELD GOALS MADE.....	9	vs George Mason (1/16/07)
	9	vs Hampton (12/28/06)
	9	vs Cornell (12/02/06)
3 PT FG ATTEMPTS.....	29	vs Towson (12/05/06)
	25	vs George Mason (1/16/07)
3 PT FG PERCENTAGE.....	.467 (7-15)	vs UMBC (12/22/06)
	.450 (9-20)	vs Hampton (12/28/06)
FREE THROWS MADE.....	27	vs VCU (1/10/07)
	21	vs Hampton (12/28/06)
	21	vs UMBC (12/22/06)
FREE THROW ATTEMPTS.....	34	vs VCU (1/10/07)
	33	vs Jacksonville State (12/01/06)
FREE THROW PERCENTAGE.....	.955 (21-22)	vs UMBC (12/22/06)
	.857 (12-14)	at George Mason (1/3/07)
REBOUNDS.....	47	vs Jacksonville State (12/01/06)
	42	vs Wagner (11/20/06)
ASSISTS.....	16	at George Mason (1/3/07)
	16	vs Towson (12/05/06)
	16	vs Cornell (12/02/06)
	16	vs Wagner (11/20/06)
	16	at Kansas State (11/11/06)
STEALS.....	12	vs North Florida (12/08/06)
	9	vs Jacksonville State (12/01/06)
BLOCKED SHOTS.....	4	vs North Florida (12/08/06)
	4	vs Wagner (11/20/06)
TURNOVERS.....	28	vs Jacksonville State (12/01/06)
	24	vs Hampton (12/28/06)
FOULS.....	25	vs Wagner (11/20/06)
	24	vs VCU (1/10/07)
	24	at Kansas State (11/11/06)

2006-07 William and Mary Basketball
 William and Mary High/Low Analysis (as of Jan 16, 2007)
 All games

Opponent - GAME HIGHS

POINTS.....	88	vs VCU (1/10/07)
	79	at Navy (11/28/06)
	77	at Delaware (1/13/07)
	76	vs George Mason (1/16/07)
	73	vs Towson (12/05/06)
FIELD GOALS MADE.....	28	vs George Mason (1/16/07)
	27	at Navy (11/28/06)
FIELD GOAL ATTEMPTS.....	80	at Kansas State (11/11/06)
	62	vs Jacksonville State (12/01/06)
FIELD GOAL PERCENTAGE.....	.614 (27-44)	at Navy (11/28/06)
	.595 (25-42)	vs VCU (1/10/07)
3 PT FIELD GOALS MADE.....	12	at Delaware (1/13/07)
	11	vs George Mason (1/16/07)
3 PT FG ATTEMPTS.....	31	vs Wagner (11/20/06)
	30	vs Richmond (12/31/06)
3 PT FG PERCENTAGE.....	.643 (9-14)	at Navy (11/28/06)
	.500 (7-14)	vs VCU (1/10/07)
FREE THROWS MADE.....	31	vs VCU (1/10/07)
	19	at Delaware (1/13/07)
	19	vs Hampton (12/28/06)
FREE THROW ATTEMPTS.....	37	vs VCU (1/10/07)
	31	vs Hampton (12/28/06)
FREE THROW PERCENTAGE.....	.917 (11-12)	vs Northeastern (1/6/07)
	.867 (13-15)	vs UMBC (12/22/06)
REBOUNDS.....	59	at Kansas State (11/11/06)
	43	at Holy Cross (11/25/06)
ASSISTS.....	20	at Navy (11/28/06)
	18	at George Mason (1/3/07)
STEALS.....	14	vs Jacksonville State (12/01/06)
	12	at Holy Cross (11/25/06)
BLOCKED SHOTS.....	8	at Kansas State (11/11/06)
	5	at Holy Cross (11/25/06)
TURNOVERS.....	21	vs Hampton (12/28/06)
	19	vs Jacksonville State (12/01/06)
	19	vs Wagner (11/20/06)
FOULS.....	25	vs VCU (1/10/07)
	25	vs Jacksonville State (12/01/06)

2006-07 William and Mary Basketball
 William and Mary High/Low Analysis (as of Jan 16, 2007)
 All games

William and Mary - GAME LOWS

POINTS.....	57	at Holy Cross (11/25/06)
	57	at Georgia State (1/8/07)
	59	vs Jacksonville State (12/01/06)
	60	at Kansas State (11/11/06)
	60	vs Towson (12/05/06)
	60	vs Northeastern (1/6/07)
FIELD GOALS MADE.....	19	vs Towson (12/05/06)
	19	vs Northeastern (1/6/07)
FIELD GOAL ATTEMPTS.....	41	vs Hampton (12/28/06)
	42	vs UMBC (12/22/06)
	42	vs Richmond (12/31/06)
FIELD GOAL PERCENTAGE.....	.352 (19-54)	vs Towson (12/05/06)
	.379 (22-58)	at Delaware (1/13/07)
3 PT FIELD GOALS MADE.....	2	vs Jacksonville State (12/01/06)
	2	at Delaware (1/13/07)
3 PT FG ATTEMPTS.....	11	vs Jacksonville State (12/01/06)
	15	vs UMBC (12/22/06)
3 PT FG PERCENTAGE.....	.091 (2-22)	at Delaware (1/13/07)
	.182 (2-11)	vs Jacksonville State (12/01/06)
FREE THROWS MADE.....	3	at Georgia State (1/8/07)
	6	vs Wagner (11/20/06)
FREE THROW ATTEMPTS.....	7	at Georgia State (1/8/07)
	10	vs George Mason (1/16/07)
FREE THROW PERCENTAGE.....	.429 (3-7)	at Georgia State (1/8/07)
	.500 (6-12)	vs Wagner (11/20/06)
REBOUNDS.....	23	vs UMBC (12/22/06)
	25	vs Hampton (12/28/06)
ASSISTS.....	9	at Delaware (1/13/07)
	10	vs VCU (1/10/07)
STEALS.....	1	vs George Mason (1/16/07)
	3	vs UMBC (12/22/06)
	3	vs Hampton (12/28/06)
BLOCKED SHOTS.....	0	vs Towson (12/05/06)
	0	at George Mason (1/3/07)
	0	vs VCU (1/10/07)
	0	at Delaware (1/13/07)
	0	vs George Mason (1/16/07)
TURNOVERS.....	8	vs Towson (12/05/06)
	9	vs UMBC (12/22/06)
FOULS.....	11	vs Jacksonville State (12/01/06)
	11	vs Northeastern (1/6/07)

2006-07 William and Mary Basketball
 William and Mary High/Low Analysis (as of Jan 16, 2007)
 All games

Opponent - GAME LOWS

POINTS.....	43	at Georgia State (1/8/07)
	44	vs North Florida (12/08/06)
	53	vs Wagner (11/20/06)
	53	vs Richmond (12/31/06)
	56	vs Jacksonville State (12/01/06)
FIELD GOALS MADE.....	16	at Georgia State (1/8/07)
	17	vs Wagner (11/20/06)
FIELD GOAL ATTEMPTS.....	42	vs VCU (1/10/07)
	42	at Delaware (1/13/07)
FIELD GOAL PERCENTAGE.....	.300 (24-80)	at Kansas State (11/11/06)
	.327 (16-49)	at Georgia State (1/8/07)
3 PT FIELD GOALS MADE.....	3	vs Jacksonville State (12/01/06)
	3	vs UMBC (12/22/06)
3 PT FG ATTEMPTS.....	14	at Navy (11/28/06)
	14	vs UMBC (12/22/06)
	14	vs VCU (1/10/07)
3 PT FG PERCENTAGE.....	.158 (3-19)	vs Jacksonville State (12/01/06)
	.200 (5-25)	at Holy Cross (11/25/06)
	.200 (6-30)	vs Richmond (12/31/06)
FREE THROWS MADE.....	3	vs Jacksonville State (12/01/06)
	3	vs North Florida (12/08/06)
FREE THROW ATTEMPTS.....	8	vs Jacksonville State (12/01/06)
	8	vs North Florida (12/08/06)
FREE THROW PERCENTAGE.....	.375 (3-8)	vs Jacksonville State (12/01/06)
	.375 (3-8)	vs North Florida (12/08/06)
REBOUNDS.....	24	vs UMBC (12/22/06)
	24	at George Mason (1/3/07)
	24	vs George Mason (1/16/07)
ASSISTS.....	4	vs Hampton (12/28/06)
	6	vs UMBC (12/22/06)
STEALS.....	0	vs North Florida (12/08/06)
	3	vs Wagner (11/20/06)
BLOCKED SHOTS.....	0	vs UMBC (12/22/06)
	0	vs Hampton (12/28/06)
	0	vs George Mason (1/16/07)
TURNOVERS.....	4	vs George Mason (1/16/07)
	9	at Kansas State (11/11/06)
	9	vs Richmond (12/31/06)
FOULS.....	13	at Georgia State (1/8/07)
	14	vs Towson (12/05/06)
	14	vs Northeastern (1/6/07)

2006-07 William and Mary Basketball
 William and Mary High/Low Analysis (as of Jan 16, 2007)
 All games

William and Mary - INDIVIDUAL GAME HIGHS

POINTS.....	26	Payton, Adam vs VCU (1/10/07)
	21	Kisielius, Laimis vs Cornell (12/02/06)
	20	Kisielius, Laimis vs Jacksonville State (12/01/06)
	19	Payton, Adam at Delaware (1/13/07)
	19	Kisielius, Laimis vs UMBC (12/22/06)
FIELD GOALS MADE.....	8	Payton, Adam at Delaware (1/13/07)
	8	Kisielius, Laimis vs Wagner (11/20/06)
FIELD GOAL ATT.....	16	Payton, Adam vs Towson (12/05/06)
	16	Payton, Adam at Navy (11/28/06)
FG PCT (min 5 made).....	.833 (5-6)	Kisielius, Laimis vs Jacksonville State (12/01/06)
	.714 (5-7)	Mann, Nathan vs George Mason (1/16/07)
	.714 (5-7)	Kisielius, Laimis vs UMBC (12/22/06)
	.714 (5-7)	Kisielius, Laimis at Kansas State (11/11/06)
3 PT FG MADE.....	4	Schneider, David vs Northeastern (1/6/07)
	4	Mann, Nathan at George Mason (1/3/07)
	4	Schneider, David vs Towson (12/05/06)
	4	Mann, Nathan vs Cornell (12/02/06)
3 PT FG ATTEMPTS.....	10	Mann, Nathan vs Cornell (12/02/06)
	9	Mann, Nathan at George Mason (1/3/07)
	9	Schneider, David at Kansas State (11/11/06)
3-PT FG PCT (min 2 made).....	1.000 (3-3)	Kisielius, Laimis at Kansas State (11/11/06)
	1.000 (2-2)	Payton, Adam vs VCU (1/10/07)
	1.000 (2-2)	Kisielius, Laimis vs Hampton (12/28/06)
	1.000 (2-2)	Payton, Adam vs Hampton (12/28/06)
FREE THROWS MADE.....	10	Payton, Adam vs VCU (1/10/07)
	9	Kisielius, Laimis vs Jacksonville State (12/01/06)
FREE THROW ATT.....	12	Kisielius, Laimis vs Hampton (12/28/06)
	12	Kisielius, Laimis vs Jacksonville State (12/01/06)
FT PCT (min 3 made).....	1.000 (6-6)	Smith, Alex at Delaware (1/13/07)
	1.000 (4-4)	Kisielius, Laimis vs VCU (1/10/07)
	1.000 (4-4)	Payton, Adam vs UMBC (12/22/06)
	1.000 (4-4)	Mann, Nathan vs North Florida (12/08/06)
	1.000 (4-4)	Schneider, David vs North Florida (12/08/06)
	1.000 (4-4)	Mann, Nathan vs Towson (12/05/06)
	1.000 (4-4)	Kisielius, Laimis vs Cornell (12/02/06)
	1.000 (3-3)	Cofield, Corey vs George Mason (1/16/07)
	1.000 (3-3)	Schneider, David vs George Mason (1/16/07)
	1.000 (3-3)	Mann, Nathan vs VCU (1/10/07)
	1.000 (3-3)	Smith, Alex at George Mason (1/3/07)
	1.000 (3-3)	Stein, Peter vs Hampton (12/28/06)
	1.000 (3-3)	Mann, Nathan vs UMBC (12/22/06)
REBOUNDS.....	9	Smith, Alex at Delaware (1/13/07)
	9	Payton, Adam at George Mason (1/3/07)
	9	Mann, Nathan vs North Florida (12/08/06)
	9	Schneider, David at Kansas State (11/11/06)
ASSISTS.....	7	Schneider, David at Kansas State (11/11/06)
	6	Schneider, David vs Wagner (11/20/06)
STEALS.....	4	Payton, Adam vs VCU (1/10/07)
	4	Schneider, David at Kansas State (11/11/06)
BLOCKED SHOTS.....	2	Kisielius, Laimis vs Richmond (12/31/06)
	2	Smith, Alex vs Hampton (12/28/06)
	2	Kisielius, Laimis vs UMBC (12/22/06)
	2	Kisielius, Laimis vs North Florida (12/08/06)

	2	Stein, Peter vs North Florida (12/08/06)
	2	Darnell, Chris vs Cornell (12/02/06)
TURNOVERS.....	6	Kisielius, Laimis vs Jacksonville State (12/01/06)
	5	Payton, Adam vs VCU (1/10/07)
	5	Cofield, Corey vs Jacksonville State (12/01/06)
	5	Kisielius, Laimis at Holy Cross (11/25/06)
	5	Schneider, David at Kansas State (11/11/06)
FOULS.....	5	Kisielius, Laimis vs George Mason (1/16/07)
	5	Stein, Peter vs VCU (1/10/07)
	5	Payton, Adam vs Towson (12/05/06)
	5	Smith, Alex at Holy Cross (11/25/06)
	5	Mann, Nathan at Kansas State (11/11/06)