Men's Basketball Contact/Associate Director: Kris Sears - Phone: 757-221-3368 - Email: kasear@wm.edu - Fax: 757-221-3412

James Madison Dukes (5-16, 3-8 CAA) at William and Mary Tribe (11-10, 4-7 CAA)

Jan. 31, 2007 • 7:00 PM
Kaplan Arena (8,600)
Williamsburg, Va.

W&M Hosts James Madison

The William and Mary men's basketball team returns to Williamsburg for two straight CAA home affairs, beginning with James Madison on Jan. 31. Tip-off is slated for 7 p.m. and will be the first of two meetings between the two squads in the next week. W&M travels to JMU on Feb. 7.

The Tribe fell to first-place VCU on Jan. 29, 90-68, in Richmond. The Rams had the hot shooting touch, connecting on 55.6 percent from the floor. Junior forward Laimis Kisielius led the Tribe with 22 points. He also turned in team-highs in rebounds (4) and assists (3), while hitting on 8-of-17 from the floor. Freshman Danny Sumner turned in a nice performance off the bench for the College with seven points and a career-high two steals. James Madison dropped its third straight game on Jan. 29, falling to Towson, 69-60.

The game can be heard live over the Tribe Radio Network with Jay Colley, Bill McDonald and Charlie Woollum on the call. The contest also can be followed live over the Internet at TribeAthletics.com.

Story Lines

- The Tribe will look to continue its winning streak against James Madison. W&M has won each of the last four contests and seven of the last nine meetings. Tribe head coach Tony Shaver is 5-2 against JMU on the W&M sideline.

- Over his last two games, junior forward Laimis Kisielius is averaging 19.5 points per game, while shooting 53.6 percent from the floor and 40 percent from 3-point range.

PROBABLE STARTING LINEUPS

William and Mary Tribe

Pos.	No.	Name	Ht.	Wt.	Cl./El.	PPG	APG	RPG	Other
G	2	David Schneider	6-3	175	Fr./Fr.	9.5	2.9	3.6	
G	3	Adam Trumbower	6-3	190	Sr./Sr.	2.3	1.1	1.7	
G	24	Adam Payton	6-3	195	5th/Sr.	13.2	1.7	3.9	1.6 SPG
F	13	Laimis Kisielius	6-8	210	Jr./Jr.	12.4	2.6	3.7	.435 3FG%
F	15	Peter Stein	6-9	225	So./So.	5.0	1.1	3.1	.600 FG%

James Madison Dukes

Pos.	No.	Name	Ht.	Wt.	Cl./El.	PPG	APG	RPG	Other
F	1	Kyle Swanston	6-7	180	So./So.	5.5	1.1	2.7	
F	33	Juwann James	6-6	225	So./So.	13.1	1.4	5.3	.528 FG%
F	34	Terrance Carter	6-5	215	Jr./Jr.	10.8	1.1	6.8	
G	5	Pierre Curtis	6-3	165	Fr./Fr.	12.0	3.8	2.5	1.3 SPG
G	24	Colbey Santos	6-5	190	So./So.	4.8	1.9	4.0	

2006-07 W&M Men's Basketball Schedule

Overall: 11-10 **Home:** 9-3 **Away:** 2-7 **Conference:** 4-7

November		
1	***BARTON COLLEGE (exh.)***	***W, 85-73***
11	at Kansas State	L, 60-70
20	**WAGNER**	**W, 77-53**
25	at Holy Cross	L, 57-66
28	at Navy	L, 63-79
December		
	2006 W&M Tip-Off Classic (Williamsburg, Va.)	
1	Cornell vs. VMI	Cornell, 99-94
1	**JACKSONVILLE STATE**	**W, 59-56**
2	Jacksonville State vs. VMI	Jacksonville State, 87-85
2	**CORNELL**	**W, 73-68 (OT)**
5	**TOWSON * (TV - CSN-MA; CSN-P)**	**L, 60-73**
8	**NORTH FLORIDA**	**W, 61-44**
22	**UMBC**	**W, 70-58**
28	**HAMPTON**	**W, 72-67**
31	**RICHMOND**	**W, 61-53**
January		
3	at George Mason *	W, 67-63
6	**NORTHEASTERN (TV - CN8) ***	**W, 60-57**
8	at Georgia State *	W, 57-43
10	**VIRGINIA COMMONWEALTH ***	**L, 77-88**
13	at Delaware *	L, 62-77
16	**GEORGE MASON (TV - ESPN Regional) ***	**L, 63-76**
20	at Hofstra *	L, 69-77
24	at Old Dominion *	L, 44-59
27	**GEORGIA STATE ***	**W, 81-65**
29	at Virginia Commonwealth *	L, 68-90
31	**JAMES MADISON ***	**7 PM**
February		
3	**UNC WILMINGTON * (TV - WSKY)**	**7 PM**
7	at James Madison *	7 PM
10	at UNC Wilmington *	7 PM
14	**DREXEL ***	**7 PM**
17	Fairfield ^	TBA
21	at Drexel *	7:30 PM
24	**OLD DOMINION ***	**2 PM**
March		
2	CAA Tournament First Round (Richmond, Va.)	
3	CAA Tournament Quarterfinals (Richmond, Va.)	
4	CAA Tournament Semifinals (Richmond, Va.)	
5	CAA Tournament Final (Richmond, Va.)	

* Colonial Athletic Association game
^ - O'Reilly ESPNU BracketBusters
CSN-MA - Comcast SportsNet Mid-Atlantic
CSN-P - Comcast SportsNet Philadelphia

MEDIA INFORMATION

William and Mary Sports Information
Kris Sears, Assoc. Director (MBK Contact)
Office: (757) 221-3368
Cell: (765) 860-1205
E-mail: kasear@wm.edu
Fax: (757) 221-3412
Website: www.TribeAthletics.com

CAA Telephonic Press Conferences
Members of the media are invited to participate in the CAA's weekly telephonic press conference series. The first call will occur on Jan. 2, continuing each Tuesday morning through Feb. 27. CAA coaches will be available to answer questions beginning at 10 AM. The weekly lineup is listed below. The phone number to take part in the call is **888-889-5244**. Members of the media should contact **Rob Washburn (804-754-1616)** at the CAA office for the password to access the call.

10:00	Tom Pecora (Hofstra)
10:10	Bill Coen (Northeastern)
10:20	Anthony Grant (VCU)
10:30	Blaine Taylor (Old Dominion)
10:40	**Tony Shaver (William and Mary)**
10:50	Brad Brownell (UNC Wilmington)
11:00	Dean Keener (James Madison)
11:10	Jim Larranaga (George Mason)
11:20	Pat Kennedy (Towson)
11:30	Monte Ross (Delaware)
11:40	Bruiser Flint (Drexel)
11:50	Michael Perry (Georgia State)

William and Mary Radio Network
Teaming up once again to call all the action of Tribe basketball over the airwaves will be **Jay Colley**, **Charlie Woollum** and **Bill McDonald**.

The flagship stations for the radio network are WYTD, 92.3 FM, and WBACH, 107.9 FM. W&M games can be heard on all of the following stations:

WYTD (92.3 FM)	Williamsburg
WBACH (107.9 FM)	Williamsburg
WCLM (1450 AM)	Richmond
WBRG (1050 AM)	Lynchburg

Tribe basketball games can also be heard live via the Internet. Go to the W&M website: **www.TribeAthletics.com** and click on the "Live Audio" link for more information.

On the Internet
For complete coverage of all 23 of William and Mary's teams on the Internet, go to **www.TribeAthletics.com**. The official site of Tribe athletics features the most recent press releases, statistics and schedule information, as well as the latest basketball game notes and season updates.

Via Cell Phone
Fans can have final scores for all W&M sports sent as a text message to a cell phone. "eSCORES" is a free service available from Stretch Internet, the Tribe's Internet broadcast partner. To sign up for this service, go to the W&M web site: **www.TribeAthletics.com** and click on the "eSCORES" link at the top of the page.

Tribe Players Career vs. James Madison

Kyle Carrabine

Date	Starts	Min	FG-A	Pct	3FG-A	Pct	FT-A	Pct	O-D	Tot	PF	A	TO	B	S	Pts
2/16/05		2	0-1	.000	0-1	.000	0-0	.000	0-1	1	0	0	0	0	0	0
3/4/05		2	0-0	.000	0-0	.000	0-0	.000	0-0	0	0	0	0	0	0	0
1/28/06		0	0-0	.000	0-0	.000	0-0	.000	0-0	0	0	0	0	0	0	0
Totals	**3/0**	**4-1.3**	**0-1**	**.000**	**0-1**	**.000**	**0-0**	**.000**	**0-1**	**1-0.3**	**0**	**0**	**0**	**0**	**0**	**0-0.0**

Chris Darnell

Date	Starts	Min	FG-A	Pct	3FG-A	Pct	FT-A	Pct	O-D	Tot	PF	A	TO	B	S	Pts
1/28/06		3	2-3	.667	0-0	.000	0-0	.000	1-0	1	0	0	1	0	0	4
2/11/06		3	0-1	.000	0-1	.000	0-0	.000	1-0	1	0	0	0	0	0	0
Totals	**2/0**	**6-3.0**	**2-4**	**.500**	**0-1**	**.000**	**0-0**	**.000**	**2-0**	**2-1.0**	**0**	**0**	**1**	**0**	**0**	**4-2.0**

Laimis Kisielius

Date	Starts	Min	FG-A	Pct	3FG-A	Pct	FT-A	Pct	O-D	Tot	PF	A	TO	B	S	Pts
1/12/05		30	1-4	.250	0-1	.000	2-2	1.000	0-2	2	1	2	3	0	0	4
2/16/05	*	26	2-3	.400	0-1	.000	8-11	.727	2-4	6	1	2	2	0	0	12
3/4/05	*	5	0-1	.000	0-1	.000	0-0	.000	0-0	0	1	0	1	0	0	0
1/28/06	*	17	0-2	.000	0-1	.000	4-4	1.000	0-2	2	1	1	2	0	1	4
2/11/06	*	25	4-11	.364	0-1	.000	2-2	1.000	3-2	5	5	1	2	0	1	10
Totals	**5/4**	**103-20.6**	**7-21**	**/333**	**0-5**	**.000**	**16-19**	**.842**	**5-10**	**15-3.0**	**9**	**6**	**10**	**0**	**2**	**30-6.0**

Nathan Mann

Date	Starts	Min	FG-A	Pct	3FG-A	Pct	FT-A	Pct	O-D	Tot	PF	A	TO	B	S	Pts
1/12/05	*	18	1-7	.143	0-2	.000	0-0	.000	2-1	3	2	1	1	0	0	2
2/16/05	*	31	2-9	.222	1-5	.200	3-3	1.000	2-2	4	2	2	3	0	2	8
3/4/05	*	30	2-11	.182	1-4	.250	0-0	.000	1-4	5	1	4	3	1	1	5
1/28/06		24	0-2	.000	0-1	.000	4-4	1.000	0-3	3	0	5	0	0	0	4
2/11/06		20	2-7	.286	1-4	.250	0-4	.000	0-4	4	1	1	1	0	1	5
Totals	**5/3**	**123-24.6**	**7-36**	**.194**	**3-16**	**.188**	**7-11**	**.636**	**5-14**	**19-3.8**	**6**	**13**	**8**	**1**	**4**	**24-4.8**

Adam Payton

Date	Starts	Min	FG-A	Pct	3FG-A	Pct	FT-A	Pct	O-D	Tot	PF	A	TO	B	S	Pts
1/28/06	*	23	2-4	.500	0-1	.000	0-0	.000	2-1	3	1	2	1	0	1	4
2/11/06	*	22	1-6	.167	0-1	.000	1-2	.500	2-0	2	2	0	1	0	4	3
Totals	**2/2**	**45-22.5**	**3-10**	**.300**	**0-2**	**.000**	**1-2**	**.500**	**4-1**	**5-2.5**	**3**	**2**	**2**	**0**	**5**	**7-3.5**

Alex Smith

Date	Starts	Min	FG-A	Pct	3FG-A	Pct	FT-A	Pct	O-D	Tot	PF	A	TO	B	S	Pts
1/28/06		10	1-3	.333	0-0	.000	0-0	.000	0-3	3	1	0	0	0	0	2
2/11/06		3	0-0	.000	0-0	.000	1-2	.500	0-0	0	0	0	0	0	0	1
Totals	**2/0**	**13-6.5**	**1-3**	**.333**	**0-0**	**.000**	**1-2**	**.500**	**0-3**	**3-1.5**	**1**	**0**	**0**	**0**	**0**	**3-1.5**

Peter Stein

Date	Starts	Min	FG-A	Pct	3FG-A	Pct	FT-A	Pct	O-D	Tot	PF	A	TO	B	S	Pts
1/28/06		19	4-4	1.000	0-0	.000	8-11	.727	1-1	2	4	3	0	0	1	16
2/11/06		18	1-3	.333	0-0	.000	1-2	.500	3-0	3	5	1	1	1	0	3
Totals	**2/0**	**37-18.5**	**5-7**	**.714**	**0-0**	**.000**	**9-13**	**.692**	**4-1**	**5-2.5**	**9**	**4**	**1**	**1**	**1**	**19-9.5**

Chris Stratton

Date	Starts	Min	FG-A	Pct	3FG-A	Pct	FT-A	Pct	O-D	Tot	PF	A	TO	B	S	Pts
2/16/05		2	1-1	1.000	0-0	.000	0-0	.000	0-1	1	0	0	0	0	0	2
3/4/05		1	0-0	.000	0-0	.000	0-0	.000	0-1	1	0	0	0	0	0	0
1/28/06		0	0-0	.000	0-0	.000	0-0	.000	0-0	0	0	0	0	0	0	0
Totals	**3/0**	**3-1.0**	**1-1**	**1.000**	**0-0**	**.000**	**0-0**	**.000**	**0-2**	**2-0.7**	**0**	**0**	**0**	**0**	**0**	**2-0.7**

Adam Trumbower

Date	Starts	Min	FG-A	Pct	3FG-A	Pct	FT-A	Pct	O-D	Tot	PF	A	TO	B	S	Pts
1/28/04		20	0-1	.000	0-1	.000	2-2	1.000	1-1	2	1	1	0	0	0	2
2/4/04		15	0-0	.000	0-0	.000	0-0	.000	0-1	1	1	2	1	0	0	0
1/12/05		7	0-0	.000	0-0	.000	0-0	.000	0-1	1	0	0	0	0	0	0
2/16/05		5	0-0	.000	0-0	.000	2-2	1.000	0-0	0	1	0	0	0	0	2
3/4/05		1	0-0	.000	0-0	.000	0-0	.000	0-0	0	0	0	0	0	0	0
1/28/06		7	0-2	.000	0-1	.000	0-0	.000	0-1	1	1	1	0	0	0	0
2/11/06		2	0-0	.000	0-0	.000	0-0	.000	0-0	0	1	0	0	0	0	0
Totals	**7/0**	**57-8.1**	**0-3**	**.000**	**0-2**	**.000**	**4-4**	**1.000**	**1-4**	**5-0.8**	**5**	**4**	**1**	**0**	**0**	**4-0.5**

Scouting James Madison

After winning two straight against Old Dominion on Jan. 17 and at Georgia State on Jan. 20, the Dukes have dropped three straight contests. JMU enters the contest with W&M at 6-15 overall and 3-8 in CAA play. The Dukes have struggled on the road this season, going 1-7 overall. The lone victory was at Georgia State, 59-52.

Four James Madison players averaged in double figures with 2006 CAA Rookie of the Year Juwann James leading the way with 14.1 per contest. James leads the team in field goal percentage at 52.8 percent, while ranking second in rebounds at 5.3. Freshman guard Pierre Curtis is second on the team at 12 points per game, while leading the squad in assists at 3.8 assists. Joe Posey averages 11.3 points off the bench as the Dukes top 3-point threat, hitting 41 percent from downtown. Terrance Carter rounds out the double-digit scorers at 10.8, while topping the team in rebounds at 6.8.

JMU leads the all-time series with the Tribe, 38-29, but W&M has won the last four contests between the two schools. The College has swept the season series last seaosn and took two of three from the Dukes in 2004-05. Last season, the Tribe won in Williamsburg, 86-68, before tallying a 72-70 victory in Harrisonburg. Peter Stein had a career-high 16 points against the Dukes in Williamsburg last season.

Recapping VCU

The Tribe fell at CAA first-place VCU, 90-68, on Jan. 29. The College could not overcome the hot shooting of the Rams, who connected on 55.7 percent from the floor and 50 percent from 3-point range in the win. W&M fell to 11-10 on the year and 4-7 in the CAA, while VCU upped its record to 19-3 overall and 11-0 in league play.

Junior Laimis Kisielius led the way for the Tribe with his third 20-point performance of the season. The Vilnius, Lithuania native scored 22 points on 8-of-17 shooting from the floor. Senior guard Adam Payton had 12 points on the night, while freshman Danny Sumner chipped in seven points on 3-of-4 shooting from the floor. He also added a career-high two steals.

W&M jumped out to 5-0 lead two minutes into the contest thanks to a David Schneider trey from the right wing and a driving jumper in the lane from Kisielius. VCU answered right back to take with a pair of treys to take a lead they would not relinquish. Leading 15-13, the Rams pushed its lead to double digits with a 10-0 run. B.A. Walker connected on a trey from the left wing in transition before Wil Fameni scored on a driving lay-up to make it, 25-13, midway through the opening half.

W&M scored four straight points to get it back into single digits. Sumner scored a driving bucket before sophomore Chris Darnell hit on a pair from the free throw line. VCU answered once again to push its lead back to double digits. The cushion reached as many as 13 at 36-23 following Walker's third 3-point field goal of the half at the 5:18 mark.

The Tribe scored five straight points to cut the lead back to single digits. After Kisielius hit a pair of free throws, sophomore forward Peter Stein pulled down an offensive rebound and found a wide-open Nathan Mann. The Overland Park, Kan., native connected to cut the gap to 36-28. VCU's Jamal Schuler answered with a 3-point play on the other end to push the lead back to double digits.

It appeared as though W&M would head to the locker room down nine following a Kisielius trey from the right wing with less than a minute to play in the first half. With the clock running down, Schuler sent the Rams into the half with the momentum, knocking down a long 3-pointer from the left side. The trey pushed the Ram lead to 47-35 at the break.

The Rams maintained their lead until, leading 52-39, they hit seven straight shots to push its lead over 20 for the first time at, 68-48 midway through the second stanza. W&M pulled within 77-58 on a 3-pointer from the top of the key from Stein, but the Rams once again had an answer. Walker nailed a pair of transition threes to push the VCU lead to 27.

W&M continued to fight and scored 10 of the game's final 13 points to provide the final margin. Payton had a pair of 3-point plays during the stretch for the Tribe.

BracketBusters Announced

The Tribe will meet the Fairfield Stags of the Metro Atlantic Athletic Conference (MAAC) as part of the fifth annual O'Reilly ESPNU BracketBusters on Saturday, Feb. 17. The announcement came on Jan. 30 and is one of three match ups that pit CAA and MAAC foes against one another. All 12 CAA teams will take part in the two-day event, Feb. 16-17.

The Stags, under head coach Ed Cooley, are 8-15 overall and tied for fourth in the MAAC at 6-5. Fairfield has won five straight games, its longest winning streak since the 2003-04 season. The Stag play their home games at the Arena at Harbor Yard in Bridgeport, Conn. Senior guard Michael Van Schaick leads Fairfield in scoring at 14.1 points per game and was recently named the MAAC co-Player of the Week.

The CAA had five teams chosen as part of the 14 televised BracketBuster match ups. In televised contests involving CAA teams, Drexel (16-5 overall, 8-3 in CAA) travels to Missouri Valley co-leader Creighton (14-7, 8-3 in MVC), George Mason (12-9, 6-5 in CAA) hosts Mid-American Conference foe Kent State (12-8, 5-2 in MAC), Hofstra (16-6, 9-2 in CAA) is at home against Patriot League leader Holy Cross (16-6, 7-0 in PL), Old Dominion (15-7, 8-3 in CAA) visits Mid-American Conference leader Toledo (11-8, 7-0 in MAC) and VCU (19-3, 11-0 in CAA) entertains Missouri Valley member Bradley (15-8, 6-5 in MVC).

In non-televised games involving CAA teams, Towson (11-11, 5-6 in CAA) travels to Bucknell (12-8, 6-1 in Patriot), Northeastern (7-15, 5-6 in CAA) hosts Maine (10-11, 5-4 in America East), James Madison (6-15, 3-8 in CAA) visits Siena (11-10, 6-5 in MAAC), Delaware (4-18, 2-9 in CAA) entertains Iona (0-21, 0-11 in MAAC), UNC Wilmington (5-15, 2-9 in CAA) travels to in-state foe UNC Greensboro (12-9, 9-2 in SoCon) and Georgia State

TALE OF THE TAPE

Series History..... JMU leads, 38-29
Last Meeting ....W&M won, 72-70 (2/11/06)

Overall Stats	W&M	JMU
Points Per Game	64.8	63.2
Opp. Points Per Game	65.8	71.6
Scoring Differential	-1.0	-8.4
Field Goal Percentage	.436	.432
Opp. Field Goal Percentage	.439	.484
3-Point Percentage	.326	.340
Opp. 3-Point Percentage	.310	.405
Free Throw Percentage	.705	.671
Opp. Free Throw Percentage	.702	.658
Rebounds Per Game	31.9	30.7
Off. Rebounds Per Game	10.1	10.8
Def. Rebounds Per Game	21.8	19.9
Opp. Rebounds Per Game	31.6	31.5
Opp. Off. Reb. Per Game	10.4	10.0
Opp. Def. Reb. Per Game	21.2	21.5
Rebound Differential	+0.3	-0.8
Assists Per Game	13.0	11.3
Opp. Assists Per Game	13.0	15.1
Turnovers per game	14.7	15.1
Opp. Turnovers per game	13.0	13.7
Blocks Per Game	1.7	2.4
Opp. Blocks Per Game	2.5	2.8
Steals Per Game	5.6	6.0
Opp. Steals Per Game	6.9	5.7

Conference Stats	W&M	JMU
Points Per Game	64.4	57.7
Opp. Points Per Game	69.7	65.8
Scoring Differential	-5.3	-8.1
Field Goal Percentage	.431	.420
Opp. Field Goal Percentage	.477	.470
3-Point Percentage	.319	.315
Opp. 3-Point Percentage	.353	.408
Free Throw Percentage	.773	.697
Opp. Free Throw Percentage	.764	.687
Rebounds Per Game	29.5	28.8
Off. Rebounds Per Game	9.3	10.1
Def. Rebounds Per Game	20.2	18.7
Opp. Reb. Per Game	29.5	29.0
Opp. Off. Reb. Per Game	8.4	8.5
Opp. Def. Reb. Per Game	21.1	20.5
Rebound Differential	+0.0	-0.2
Assists Per Game	13.0	9.5
Opp. Assists Per Game	14.4	14.5
Turnovers per game	12.9	14.7
Opp. Turnovers per game	11.2	12.9
Block Shots Per Game	1.0	1.8
Opp. Block Shots Per Game	2.3	3.0
Steals Per Game	5.0	5.5
Opp. Steals Per Game	6.3	5.9

TRIBE TRENDS

By Month...	06-07	Shaver Era
In November	1-3	9-9
In December	6-1	11-11
In January	4-6	9-31
In February	0-0	5-18
In March	0-0	1-3
Record in...		
Decided by 5 pts or less	5-0	8-13
Decided by 5-10 pts	1-3	13-30
Decided by 11 or more pts	5-7	19-42
At night	9-6	28-48
During the day	2-4	5-21
Decided in OT	1-0	2-4
Televised	1-2	1-10
Scoring...		
Less than 60 points	2-2	3-30
60-69 points	4-7	7-27
70-79 points	4-1	7-12
80-89 points	1-0	12-2
90-99 points	0-0	5-1
100 or more points	0-0	0-0
Allowing...		
Less than 60 points	7-1	12-6
60-69 points	4-1	13-14
70-79 points	0-6	8-27
80-89 points	0-1	1-16
90-99 points	0-1	0-7
100 or more points	0-0	0-2
Record When...		
Leading at the half	8-1	25-10
Trailing at the half	3-9	7-58
Tied at the half	0-0	1-3
Lead with 5 min. left	9-0	31-7
Trailing with 5 min. left	1-10	2-64
Tied with 5 min. left	1-0	1-1
Three in double digits	4-3	12-24
Four in double digits	2-1	10-7
Five in double digits	0-0	3-0
Shooting from the Field...		
50 percent or better	4-0	14-0
between 40 and 50%	6-5	17-36
Less than 40%	1-5	3-36
Opp. shooting 50%	1-6	1-34
Opp. shoots 40-50%	5-1	19-28
Opp. shoots less than 40%	5-3	14-10
Better than opponent	9-2	30-8
Worse than opponent	2-8	3-60
Hits 8 or more 3-pt. FGs	5-4	12-12
More 3-pt. FG than opp.	6-5	14-17
Shoots 50% from 3-pt. FGs	0-0	6-4
Shooting from the Free Throw Line...		
Makes More Than Opp.	8-1	29-26
Makes Less than Opp.	3-9	4-41
Shoots 70% or better	5-7	20-34
Opp. Shoots 70% or better	5-6	10-38
Rebounding...		
Outrebounding opp.	9-4	26-28
Outrebounded by opp.	2-6	6-38
Wins Offensive glass	5-4	15-42
Loses Offensive glass	5-6	17-29
Wins Defensive glass	20-1	31-23
Loses Defensive glass	1-8	3-41
Turnovers...		
Fewer Turnovers than opp.	5-2	15-17
More Turnovers than opp.	4-7	16-50
10 or fewer turnovers	1-1	2-4
more than 10 turnovers	10-9	32-68

(7-14, 3-8 in CAA) hosts Elon (5-14, 3-6 in SoCon).

It marks the fourth year that the CAA has been involved with BracketBusters, and the conference has had great success in the event. Last season, the CAA posted a 6-2 overall record with George Mason edging Wichita State, Old Dominion topping Marist and VCU beating Albany in televised contests. The CAA is a perfect 4-0 in televised BracketBusters games in its history, with Drexel also winning at Ball State in 2005. As part of the BracketBusters agreement, Fairfield will play a "return" game in Williamsburg next season.

Kisielius Returns to Form

After struggling in Tribe losses to VCU (Jan. 10) and Delaware (Jan. 13), junior forward Laimis Kisielius have re-discovered his early season form. The 6-8, 210-pounder went a combined 1-of-14 from the field in those contests against the Rams and Blue Hens, averaging only 4.5 points per game. Over the College's last five games, Kisielius is averaging 15 points per contest, while connecting on 53.6 percent from the floor (30-of-56).

Earlier this season, Kisielius earned W&M Tip-Off Classic All-Tournament honors after tallying back-to-back 20-point performance against Jacksonville State and Cornell. In the Tribe's last contest at VCU, the Vilnius, Lithuania native scored a season-high 22 points. Kisielius ranks 18th in the CAA in scoring at 12.4 points per game.

While his scoring output has been up, Kisielius has been even more impressive with his distribution of the basketball this season. He ranks among the conference leaders in assists and assist-to-turnover ratio. Those numbers have jumped even more in league player where he is averaging 3.1 assists per game with an assist-to-turnover ratio of 1.36.

Bombs Away

The Tribe connected on a season-high 12 3-point field goals in the victory over Georgia State. It marked the eighth time during head coach Tony Shaver's four-year tenure that the Tribe has connected on double-digit 3-point field goals. W&M is 5-3 in those contests.

In the game against Georgia State, all five W&M starters connected on two 3-point field goals. Seniors Adam Payton and Adam Trumbower along with sophomore Peter Stein were a perfect 2-of-2 from long range against the Panthers.

W&M has stepped up its 3-point shooting efforts recently. The Tribe is tied with VCU for the CAA lead in 3-point field goals per game during conference play. The College is connecting on 7.5 treys per game during the league slate.

W&M 10+ 3-point Field Goal Efforts Under Head Coach Tony Shaver

Date	Opponent	3-Pointers	Score
11/23/03	vs. Liberty	14-of-25	W, 91-64
11/24/03	vs. Radford	11-of-34	L, 89-86
1/3/04	at Pittsburgh	10-of-20	L, 70-55
1/28/04	at James Madison	12-of-23	W, 99-86
1/26/05	vs. Towson	10-of-22	W, 83-65
2/12/05	vs. George Mason	13-of-29	L, 104-99 (OT)
11/18/05	vs. Maine	10-of-18	W, 89-55
1/27/07	vs. Georgia State	12-of-25	W, 81-65

Shooting Out the Lights

W&M shot a season-high 60.9 percent (28-of-46) from the floor in the victory over Georgia State. The 60-plus percent shooting performance was the third for the Tribe under head coach Tony Shaver. After connecting on 59.1 percent in the opening half of play, the Tribe hit on 62.5 percent in the second half. W&M connected on 12 of its first 15 shots in the second stanza and at one point had its shooting percentage to 67.6 percent.

Dishing it Out

While the Tribe's shooting display against Georgia State was impressive, head coach Tony Shaver was even more impressed with the College's passing. W&M connected on 28 field goals in the victory over the Panthers and had a season-high 18 assists. Freshman guard David Schneider and junior forward Laimis Kisielius had game highs with five assists apiece. It marked the third time this season that Schneider has had five or more assists in a game, while Kisielius equaled his career high for the second time this year.

Making Some History

The Tribe has jumped out to a fast start in 2006-07, and in the process, has etched its named in the W&M annals. Here is a look at some of the winning accomplishments for the Tribe to date:

- W&M jumped out to a 10-4 start to the season, the best start for the College since going 11-3 during the 1997-98 season.

- It marks the 12th occasion in the 101-year history of W&M basketball that the Tribe has started the season 10-4 or better. The 2006-07 team is only the fifth team since 1950 to start the season 10-4 or better.

- The College won seven straight contests from Dec. 8-Jan. 8. It marked only the 17th winning streak of seven or more games in W&M history. The streak also was only the sixth of seven or more games since the 1950-51 campaign.

- The 2006-07 team became only the fourth team to win seven or more in a row as the 1982-83 and 1997-98 team both did it twice.

- W&M jumped out to only its fourth 3-1 start in the school's 22 years in the CAA. Only the 1994-95 (4-1) and 1997-98 (4-1) teams jumped out to better records in CAA play.

Cashing in at the Charity Stripe

The Tribe has been making the most of its opportunities recently from the free throw line. Over the last five games, W&M is shooting 78.7 percent (100-of-127) from the free throw line. The College also leads the CAA in free throw shooting in league games, knocking down 77.3 percent from the charity stripe.

Overall, the Tribe has pushed its season free throw shooting percentage to 70.5 percent. Through the first five games of the season, W&M was only connecting on 57.7 percent (56-of-97) from the free throw line. Since then, the College has connected at a 74.5 percent (231-of-310) clip.

Mr. Everything

Senior guard Adam Payton has made his presence felt both on the court and in the locker room during his final season of college basketball. Payton leads the Tribe in points (13.2), rebounds (3.9), steals (1.6) and free throw percentage (85.6 percent). Over the Tribe's last nine contests, Payton is averaging nearly 15.3 points per game.

In the Tribe's 88-77 loss to VCU, it would be hard to argue that Payton was not the best player on the court. The Burlington, N.J., native kept the Tribe in the game with the Rams, scoring a career-high 26 points. He was 7-of-13 from the floor and 10-of-11 from the free throw line. Payton also pulled down a team-high five rebounds, while swiping a career-high tying four steals.

It is not the first time Payton has stepped to the forefront for the College, in fact it is becoming a common theme throughout the season. When the Tribe has needed a play down the stretch, it has needed to look no further than its 6-3 co-captain. Payton has come through in the clutch on numerous occasions this season, helping W&M to its best start in nearly a decade. Here is a look at what Payton has done with the game on the line:

- In a 13-point come-from-behind win over Cornell at the W&M Tip-Off Classic, Payton scored 10 points in the final five minutes of regulation and overtime. He also made a steal with 15 seconds left that led to the game-tying free throw, which he sank to send the game to extra time. On three consecutive possessions late in the game, Payton made two steals and pulled down an offensive rebound to spearhead the Tribe comeback. For his efforts, he won the Tip-Off Classic MVP honor.

- In the Tribe's 67-63 upset win at George Mason, Payton once again shined when it mattered most. In the second half, he scored 10 of his 12 points, including a clutch steal and fast-break lay up to give W&M its largest lead at 51-44. He also calmly stepped to the free throw line and sank the game clinching free throws with 20 seconds remaining.

SCORING BREAKDOWN

Class	Pts	Pct.
Freshmen	224	16.5
Sophomore	272	20.0
Junior	499	36.7
Senior	366	26.9

Scoring	Pts	Pct.
Starters	900	66.1
Bench	461	33.9

Points in the Paint	Pts	APG
W&M	535	25.5
Opponents	552	26.3

Points off Turnovers	Pts	APG
W&M	305	14.5
Opponents	345	16.4

Bench Scoring	Pts	APG
W&M	461	22.0
Opponents	290	13.8

FT% Last 5 minutes + OT	FTM-A	Pct.
W&M	93-120	.775
Opponents	86-117	.735

FG% Last 5 minutes + OT	FGM-A	Pct.
W&M	67-156	.430
Opponents	75-156	.481

3FG% Last 5 minutes + OT	3FGM-A	Pct.
W&M	15-52	.288
Opponents	20-59	.339

Leading Scorers
9 - Laimis Kisielius (18 vs. WC, 20 vs. JSU, 21 vs. CU, 19 vs. UMBC, 18 vs. HU, 12 at GSU, 17 vs. GMU, 17 vs. GSU, 22 at VCU), Adam Payton (15 at HC, 12 at Navy, 13 vs. UR, 15 vs. NU, 26 vs. VCU, 19 at UD, 23 at HOF, 15 at ODU, 17 vs. GSU)
2 - David Schneider (18 at KSU, 18 vs. TU), Nathan Mann (12 vs. UNF, 14 at GMU)
1 - Adam Trumbower (12 at Navy)

Leading Rebounders
6 - Peter Stein (6 vs. JSU, 4 vs. TU, 3 vs. HU, 8 vs. UR, 7 at GSU, 4 vs. GSU)
5 - Nathan Mann (6 at HC, 9 vs. UNF, 3 vs. HU, 8 vs. UR, 5 vs. VCU), Alex Smith (5 vs. UMBC, 3 vs. HU, 5 vs. VCU, 9 at UD, 6 at HOF), Adam Payton (9 vs. WC, 4 vs. TU, 9 at GMU, 5 vs. VCU, 6 at ODU), David Schneider (9 at KSU, 3 vs. HU, 8 vs. NU, 7 vs. GMU, 4 vs. GSU)
5 - Laimis Kisielius (6 vs. JSU, 6 vs. CU, 8 vs. UR, 6 at HOF, 4 at VCU)
2 - Adam Trumbower (6 at Navy, 4 vs. TU)
1 - Corey Cofield (6 at HC)

Leading Assists
9 - David Schneider (7 at KSU, 6 vs. WC, 5 vs. UNF, 3 vs. HU, 2 vs. NU, 4 at GSU, 3 vs. VCU, 4 at HOF, 5 vs. GSU)
8 - Laimis Kisielius (4 vs. TU, 3 vs. HU, 5 at GMU, 2 vs. NU, 3 at UD, 3 at ODU, 5 vs. GSU, 3 at VCU)
5 - Nathan Mann (4 at HC, 8 vs. UR, 4 at GSU, 3 at ODU)
3 - Peter Stein (4 vs. JSU, 4 vs. TU, 4 at GSU)
2 - Adam Trumbower (4 at Navy, 5 vs. CU), Adam Payton (4 vs. UMBC, 5 vs. GMU)
1 - Kyle Carrabine (2 vs. NU)

CAREER GAMES PLAYED/STARTED

	Games	Starts
Adam Payton †	101	44
Adam Trumbower	85	7
Nathan Mann	78	43
Laimis Kisielius	77	65
Alex Smith	48	5
Peter Stein	46	21
Kyle Carrabine	44	2
Chris Darnell	42	3
Chris Stratton	27	1
David Schneider	18	17
Steven Hess	14	0
Danny Sumner	14	1
Marcus Barnett	4	0

† includes 52 games and zero starts at Vanderbilt

MISCELLANEOUS STATS

W-L Records of Starting Lineups
8-6 - Schneider, Mann, Payton, Kisielius, Stein - (W - vs. WC, vs. UNF, vs. UMBC, vs. HU, vs. UR, at GMU, vs. NU, at GSU - L - at KSU, vs. VCU, at UD, vs. GMU, at HOF, at ODU)
1-1 - Schneider, Trumbower, Payton, Kisielius, Stein - (W - vs. GSU - L - at VCU)
1-0 - Stein, Sumner, Cofield, Trumbower, Payton (W - vs. CU)
1-0 - Mann, Kisielius, Carrabine, Smith, Darnell - (W - vs. JSU)
0-1 - Schnedier, Mann, Payton, Kisielius, Cofield - (L - at HC)
0-1 - Mann, Payton, Kisielius, Stein, Darnell - (L - at Navy)
0-1 - Trumbower, Mann, Carrabine, Kisielius, Smith - (L - vs. TU)

Total Dunks
28 - A. Payton (9), A. Smith (5), L. Kisielius (3), C. Darnell (3), S. Hess (2), P. Stein (2), D. Sumner (2), C. Cofield (1), C. Stratton (1)

Total 3-Point Plays
26 - A. Payton (11), A. Smith (9), C. Darnell (2), C. Cofield (2), K. Carrabine (1), L. Kisielius (1), A. Trumbower (1)

Total 4-Point Plays
1 - D. Schneider (1)

Total Charges Taken
19 - A. Smith (6), D. Schneider (5), A. Payton (2), P. Stein (2), A. Trumbower (1), C. Cofield (1), N. Mann (1), K. Carrabine (1)

W&M STARTING LINEUPS

Game	Guard	Guard	Guard	Forward	Forward
at KSU (11/11)	Schneider	Mann	Payton	Kisielius	Stein
Wagner (11/20)	Schneider	Mann	Payton	Kisielius	Stein
at HC (11/25)	Schneider	Mann	Payton	Kisielius	Cofield
at Navy (11/28)	Mann	Payton	Kisielius	Darnell	Stein
JSU (12/1)	Mann	Carrabine	Kisielius	Darnell	Smith
Cornell (12/2)	Trumbower	Payton	Sumner	Cofield	Stein
Towson (12/5)	Trumbower	Mann	Carrabine	Kisielius	Smith
NFU (12/8)	Schneider	Mann	Payton	Kisielius	Stein
UMBC (12/22)	Schneider	Mann	Payton	Kisielius	Stein
Hampton (12/28)	Schneider	Mann	Payton	Kisielius	Stein
Richmond (12/31)	Schneider	Mann	Payton	Kisielius	Stein
at GMU (1/3)	Schneider	Mann	Payton	Kisielius	Stein
NU (1/6)	Schneider	Mann	Payton	Kisielius	Stein
at GSU (1/8)	Schneider	Mann	Payton	Kisielius	Stein
VCU (1/10)	Schneider	Mann	Payton	Kisielius	Stein
at Del. (1/13)	Schneider	Mann	Payton	Kisielius	Stein
GMU (1/16)	Schneider	Mann	Payton	Kisielius	Stein
at Hofstra (1/20)	Schneider	Mann	Payton	Kisielius	Stein
at ODU (1/24)	Schneider	Mann	Payton	Kisielius	Stein
GSU (1/27)	Schneider	Trumbower	Payton	Kisielius	Stein
at VCU (1/29)	Schneider	Trumbower	Payton	Kisielius	Stein
JMU (1/31)					
UNCW (2/3)					
at JMU (2/7)					
at UNCW (2/10)					
Drexel (2/14)					
at Fairfield (2/17)					
at Drexel (2/21)					
ODU (2/24)					

- With W&M trailing 57-51 with 2:42 remaining against Northeastern, Payton helped lead the Tribe to a come-from-behind victory. The Tribe scored the game's final nine points with Payton adding the final four on free throws, including the game-winner with 22 seconds remaining.

- Payton scored 16 of his 23 points in the second half at Hofstra on Jan. 20, helping the Tribe overcome a 15-point first-half deficit to draw even with the Pride with two minutes remaining.

- Payton has scored in double digits 15 times and led the Tribe in scoring on a team-high nine occasions.

Knocking Final Four Foes

The Tribe defeated 2006 NCAA Final Four participant George Mason, 67-63, on Jan.3, marking the fifth time in school history that the College defeated a Final Four participant from the pervious season. The Tribe also accomplished the feat with wins over N.C. State during the 1950-51 season, West Virginia during the 1959-60 season, North Carolina during the 1977-78 season and Virginia during the 1984-85 campaign. In total, W&M has played 17 contests against teams that advanced to the NCAA Final Four the previous season.

The victory for the 2006-07 version of the Tribe was the first to pull the trick on the road. The previous four wins all came in contests considered home games, while W&M downed the Patriots in Fairfax, Va. The win over George Mason was also the first over a Final Four participant since the NCAA Tournament field expanded to 64. The 1984 NCAA Tournament was the final event with a 48-team field. The Tribe's victories over N.C. State in 1951 and West Virginia in 1960 were both played in Norfolk, Va., but both were considered home games.

1950-51
W&M beat N.C. State, 88-78, in Norfolk, Va., on Feb. 3, 1951*
N.C. State went to the 1950 Final Four

1959-60

W&M beat West Virginia, 94-86, in Norfolk, Va., on Jan. 30, 1960*
West Virginia went to the 1959 Final Four

1977-78
W&M beat North Carolina, 78-75, in Williamsburg on Dec. 7, 1977
North Carolina went to the 1977 Final Four

1984-85
W&M beat Virginia, 54-53, in Williamsburg on Dec. 4, 1984
Virginia went to the 1984 Final Four

2006-07
W&M beat George Mason, 67-63, in Fairfax, Va. on Jan. 3, 2007
George Mason went to the 2006 Final Four
* - considered a home game despite being played in Norfolk, Va.

Schneider Earns Second CAA Rookie of the Week Honor

Freshman guard David Schneider continued his stellar rookie campaign, earning his second CAA Rookie of the Week honor on Jan. 8. Schneider garnered the accolade after averaging 11.5 points, 5.0 rebounds and 3.0 assists in the Tribe's victories over George Mason (Jan. 3) and Northeastern (Jan. 6). During the two-game stretch, he also connected on 42.9 percent (6-of-14) from 3-point range. Schneider garnered the award earlier this season following his collegiate debut at Kansas State.

In the Tribe's 67-63 win at George Mason, Schneider scored 10 points, pulled down two rebounds and dished out four assists. He made a huge play with 3:38 remaining in the second half. After the Patriots' had pulled even at 57, Schneider pulled down an offensive rebound and connected on a jumper just inside the 3-point arc on the left wing to give W&M a 59-57 lead, an advantage the Tribe would never relinquish. It marked the

W&M VS. OPPONENTS

Below is a game-by-game breakdown of how W&M has fared against its opponents in the following categories: Free Throws, Bench Points, Points in the Paint, Second Chance Points and Fast Break Points. W&M stats shown first followed by opponents stats.

Game	FT	Bench	Paint	Off TO	2nd Chance	FB
at KSU (11/11)	10-16	12-13	20-28	9-19	11-28	7-15
Wagner (11/20)	6-11	40-23	40-10	27-10	11-5	9-2
at HC (11/25)	8-17	8-19	30-32	18-15	14-21	2-6
at Navy (11/28)	15-16	36-19	26-30	16-30	14-3	6-16
JSU (12/1)	17-3	27-6	20-36	16-27	12-10	2-8
Cornell (12/2)	16-9	50-9	24-28	17-10	11-4	0-4
Towson (12/5)	14-16	42-18	18-28	19-10	2-8	4-7
NFU (12/8)	16-3	13-6	28-20	14-6	3-4	4-2
UMBC (12/22)	21-13	24-20	20-22	18-8	5-6	6-4
Hampton (12/28)	21-19	17-9	22-18	25-32	10-15	2-2
Richmond (12/31)	14-5	21-13	20-26	7-14	18-16	0-4
at GMU (1/3)	12-13	18-7	30-26	7-17	16-2	4-2
NU (1/6)	14-11	12-10	14-16	9-12	3-6	0-0
at GSU (1/8)	3-7	19-9	24-22	14-7	10-7	0-4
VCU (1/10)	27-31	20-27	26-32	18-28	15-16	6-4
at Del. (1/13)	16-19	27-5	34-14	10-14	16-7	6-4
GMU (1/16)	8-9	10-14	24-32	6-16	5-2	5-4
at Hofstra (1/20)	15-19	10-11	36-40	20-14	11-21	4-2
at ODU (1/24)	9-13	14-9	17-26	3-18	3-9	3-2
GSU (1/27)	13-11	18-13	28-30	30-17	10-12	2-0
at VCU (1/29)	12-10	23-30	34-34	2-21	14-22	0-4
JMU (1/31)						
UNCW (2/3)						
at JMU (2/7)						
at UNCW (2/10)						
Drexel (2/14)						
at Fairfield (2/17)						
at Drexel (2/21)						
ODU (2/24)						
Totals	**287-271**	**461-290**	**535-552**	**305-345**	**214-234**	**72-96**

W&M OPPONENT RATINGS

Team	College RPI.com	Sagarin Ratings
William & Mary	188	200
Kansas State	52	50
Wagner	314	307
Holy Cross	72	104
Navy	239	235
Jacksonville State	319	306
Cornell	187	208
Towson	153	167
North Florida	334	336
UMBC	195	234
Hampton	220	247
Richmond	290	283
George Mason	113	95
Northeastern	198	204
Georgia State	254	255
VCU	45	47
Delaware	263	282
Hofstra	78	107
Old Dominion	82	81
James Madison	299	297
UNC Wilmington	251	233
Fairfield	255	248
Drexel	56	73

Team	Pomery Rating	RealTime RPI Power Rating
William & Mary	178	160
Kansas State	56	62
Wagner	297	296
Holy Cross	129	69
Navy	255	223
Jacksonville State	294	308
Cornell	189	171
Towson	160	151
North Florida	336	336
UMBC	240	207
Hampton	261	239
Richmond	250	287
George Mason	75	127
Northeastern	192	208
Georgia State	262	258
VCU	60	30
Delaware	286	281
Hofstra	120	88
Old Dominion	70	73
James Madison	269	293
UNC Wilmington	198	259
Fairfield	216	244
Drexel	79	60

* - as of Jan. 30

W&M INDIVIDUAL SUPERLATIVES

	06-07	Career
Double-Digit Scoring Games		
Laimis Kisielius	13	34
Nathan Mann	7	26
Adam Payton	16	21
David Schneider	8	8
Alex Smith	4	5
Peter Stein	2	5
Kyle Carrabine	1	1
Danny Sumner	1	1
Adam Trumbower	1	1
Marcus Barnett	0	0
Chris Darnell	0	0
Steven Hess	0	0
Chris Stratton	0	0
20-Point Games		
Laimis Kisielius	3	4
Adam Payton	2	3
Nathan Mann	0	2
10-Rebound Games		
None		
5-Assist Games		
Nathan Mann	0	5
David Schneider	4	4
Laimis Kisielius	2	4
Adam Trumbower	1	2
Adam Payton	1	2
Double-Doubles		
None		

W&M OPPONENT RECORDS

Opponent	06-07 Record	05-06 Record
Kansas State	15-6	15-13
Wagner	7-13	13-14
Holy Cross	16-6	20-12
Navy	11-11	10-18
Jacksonville State	6-16	16-13
Cornell	10-8	13-15
Towson	11-11	12-16
North Florida	2-19	6-22
UMBC	9-13	10-19
Hampton	8-12	16-16
Richmond	5-15	13-17
George Mason	12-9	28-7
Northeastern	7-15	19-11
Georgia State	7-14	7-22
VCU	19-3	19-10
Delaware	4-18	9-21
Hofstra	16-6	26-7
Old Dominion	15-7	24-10
James Madison	6-15	5-23
UNC Wilmington	5-15	25-8
Faifield	8-15	9-19
Drexel	16-5	15-16
Combined	**215-252**	**381-329**

* - Through Jan. 30

fifth time in school history that W&M defeated a team that went to the Final Four the previous season. It was the first such victory on the road.

The Phoenix, Ariz., native finished with 13 points and pulled down a team-high eight rebounds in W&M's come-from-behind victory over Northeastern. He equaled a career-high connecting on four 3-point field goals in the victory. With W&M trailing, 57-51, following a 10-1 Northeastern run, Schneider came down the floor and drilled a 3-pointer from the right wing to pull W&M within a single possession. He scored four of the Tribe's final nine points in the comeback.

Guards Crashing the Boards

The W&M guards have been a significant reason for the Tribe's success in the rebounding department this season. The College has outrebounded 13 opponents. On 16 occasions and in 14 of the Tribe's 21 games this season, a W&M guard has led the Tribe in rebounding. In fact, all three of the College's starting guards average over 3.3 rebounds per contest, led by senior Adam Payton, who tops the College at 3.9 boards per contest. In total, the Tribe receives nearly 15 rebounds a game from the guard position.

Payton, freshman David Schneider and junior Nathan Mann have led the Tribe in rebounding on five occasions. Three of W&M's top single-game rebounding efforts this season have come from the guard position. Mann posted a season high nine boards against North Florida, while Schneider did the same against Kansas State and Payton pulled the trick at George Mason.

Defensive Intensity

One of the biggest reasons for the Tribe's success has been its play on the defensive end. The Tribe has limited seven opponents to less than 60 points this season, and is a perfect 7-1 in those contests. The College ranks third in the conference in 3-point field goal percentage defense (31.0 percent). The 3-point field goal percentage defense ranks 30th nationally according to kenpom.com.

Here are some examples of the Tribe's defensive success in 2006-07:
- W&M limited ODU to 19.4 percent (6-of-31) from the field, including a 0-of-14 effort from 3-point range in the first half on Jan. 24. The Monarchs could only muster 14 first-half

LEAD-DEFICIT COMPARISON

Opponent	Largest Lead	Largest Deficit	Result
at Kansas State	11 - (1st - 11:13)	14 - (2nd - 1:41)	L, 60-70
Wagner	27 - (2nd - 3:21)	Never	W, 77-53
at Holy Cross	None	13 (1st - 10:30)	L, 57-66
at Navy	None	25 - (2nd - 3:43)	L, 63-79
Jacksonville State	10 - (2nd - 5:02)	3 - (2nd - 11:06)	W, 59-56
Cornell	5 - (OT - 0:01)	13 - (2nd - 5:00)	W, 73-68 (OT)
Towson	2 - (1st - 18:31)	17 - (2nd - 19:20)	L, 60-73
North Florida	20 - (2nd - 0:38)	1 - (2nd - 14:16)	W, 61-44
UMBC	19 - (1st - 1:23)	1 - (1st - 19:27	W, 70-58
Hampton	15 - (2nd - 3:42)	3 - (1st - 2:15)	W, 72-67
Richmond	17 - (2nd - 6:34)	5 - (1st - 16:54)	W, 61-53
at George Mason	7 - (2nd - 9:57)	7 - (1st - 14:06)	W, 67-63
Northeastern	7 - (2nd - 18:25)	7 - (1st - 16:10)	W, 60-57
at Georgia State	19 - (2nd - 1:34)	3 - (1st - 18:55)	W, 57-43
VCU	6 - (1st - 15:50)	14 - (2nd - 19:23)	L, 77-88
at Delaware	1 - (1st - 17:36)	22 - (2nd - 6:45)	L, 62-77
George Mason	None	17 (2nd - 4:17)	L, 63-76
at Hofstra	4 - (1st - 17:25)	15 - (1st - 2:57)	L, 69-77
at Old Dominion	17 - (1st - 4:44)	15 - (2nd - 0:54)	L, 44-59
Georgia State	24 - (2nd - 3:40)	6 - (1st - 16:46)	W, 81-65
at VCU	5 - (1st - 18:04)	27 - (2nd - 4:37)	L, 68-90
James Madison			
UNC Wilmington			
at James Madison			
at UNC Wilmington			
Drexel			
at Fairfield			
at Drexel			
Old Dominion			

points against the Tribe and sat at seven points until the 3:29 mark of the first half.

- The Tribe held the CAA's top 3-point shooting team, Hofstra, well below its season averages. W&M limited the Pride to 4-of-18 (.222) shooting from 3-point range on Jan. 20. Hofstra entered the game leading the CAA at 39.9 percent from downtown, while hitting eight threes per game.

- The College held Richmond without a field goal for the final 15 minutes of the first half in a New Years Eve victory. The Spiders jumped out to a 12-8 led on the Tribe heading into the first media timeout. UR had connected on 6-of-7 from the field over the stretch. The College came out of the timeout with a renewed vigor and held Richmond without a field goal over the final 15 minutes of the first half. The Spiders could only muster a single free throw during the decisive stretch, while misfiring on all 12 of its attempts from the field and turning the ball over eight times.

- W&M held Richmond to only 13 first-half points, in opening up a 14-point advantage. The 13 first-half points were the fewest allowed by the Tribe since Jan. 24, 2001, when James Madison only put up 11 points in the opening stanza.

- On two occasions this season W&M has held its opponent below 45 points. The College held Georgia State nearly 25 points below its season scoring average in a 57-43 victory on Jan. 8. It marked the second time this season W&M held an opponent to less than 45 points. The Tribe held North Florida to 44 total points in a 17-point victory on Dec. 8. The last time W&M held two foes below 45 points in a single season was during the 1983-84 season when W&M held James Madison to 44 points and East Carolina to 32 points.

- The 43 points scored by Georgia State against W&M was the lowest point total for a Tribe opponent during the Tony Shaver Era. The last time the College held an opponent to fewer than 43 points in a game was Jan. 31, 2001 when W&M held American to 42 points in a 51-42 victory.

STARTERS-BENCH COMPARISON

Opponent	Total Points-Rebounds	Points Starters-Bench	Rebounds Starters-Bench
at Kansas State	60-37	48-12	21-10
Wagner	77-42	37-40	15-25
at Holy Cross	57-32	49-8	21-7
at Navy	63-30	27-36	13-14
Jacksonville State	59-47	32-27	21-21
Cornell	73-33	23-50	12-14
Towson	60-26	18-42	8-16
North Florida	61-35	48-13	21-6
UMBC	70-23	46-24	10-9
Hampton	72-25	55-17	12-8
Richmond	61-40	40-21	31-9
at George Mason	67-36	49-18	22-12
Northeastern	60-35	48-12	20-9
at Georgia State	57-34	38-19	26-4
VCU	77-27	57-20	17-7
at Delaware	62-32	35-27	17-11
George Mason	63-29	53-10	22-6
at Hofstra	69-29	59-10	14-11
at Old Dominion	44-28	30-14	13-11
Georgia State	81-24	63-18	14-9
at VCU	68-25	45-23	15-10
James Madison			
UNC Wilmington			
at James Madison			
at UNC Wilmington			
Drexel			
at Fairfield			
at Drexel			
Old Dominion			

TRIBE BY THE NUMBERS

2 Number of CAA Rookie of the Week awards won by freshman guard David Schneider

4 Number of W&M TV games at home in 2006-07

7 Number of non-conference wins the Tribe has in 2006-07, the most since it had eight in 1992-93

9 Number of times Alex Smith has led W&M in bench scoring, including a career-high 16 at Delaware on Jan. 13

13 W&M overcame a 13-point deficit in the final five minutes against Cornell, before winning in overtime

26 Career-high point total scored by senior guard Adam Payton vs. VCU on Jan. 10.

50 Points the W&M bench scored in an overtime victory over Cornell

116 Number of career 3-pointers by junior guard Nathan Mann

.310 3-point field goal percentage Tribe opponents are shooting in 2006-07, which ranks 30th nationally

.494 Field goal percentage of junior Laimis Kisielius, which ranks sixth in the CAA and leads the Tribe

.773 The league-leading free throw percentage for W&M as a team in CAA games

.856 Free throw percentage of Adam Payton, the fourth-best mark in the CAA

1,043 Number of All-time victories at W&M

4,675 Number of miles from Vilnius, Lithuania (home of Laimis Kisielius) to Williamsburg, Va.

CAA

	CAA		Overall	
	W-L	Pct.	W-L	Pct.
VCU	11-0	1.000	19-3	.864
Hofstra	9-2	.900	16-6	.727
Drexel	8-3	.727	16-5	.762
Old Dominion	8-3	.727	15-7	.682
George Mason	6-5	.545	12-9	.571
Northeastern	5-6	.455	7-15	.318
Towson	5-6	.455	11-11	.500
William and Mary	**4-7**	**.364**	**11-10**	**.524**
Georgia State	3-8	.273	7-14	.333
James Madison	3-8	.273	6-15	.286
UNC Wilmington	2-9	.182	5-15	.250
Delaware	2-9	.182	4-18	.182

CAA Schedule/Results

Jan. 20
*Drexel def. Delaware, 69-61
*JMU def. Georgia State, 59-52
*Towson def. UNCW, 75-61
*George Mason def. Northeastern, 78-53
*Hofstra def. W&M, 77-69
*VCU def. ODU, 80-75

Jan. 24
*Towson def. Delaware, 85-63
*Drexel def. UNCW, 66-50
*VCU def. George Mason, 75-62
*Hofstra def. Georgia State, 76-63
*Northeastern def. JMU, 67-51
*ODU def. W&M, 59-44

Jan. 27
*VCU def. Drexel, 75-68
*Northeastern def. Delaware, 73-64
*George Mason def. JMU, 59-41
*Hofstra def. Towson, 64-60
*ODU def. UNCW, 86-70
*W&M def. Georgia State, 81-65

Jan. 29
*Delaware def. Hofstra, 72-68
*Drexel def Northeastern, 68-59
*UNCW def. George Mason, 65-58
*ODU def. Georgia State, 92-57
*Towson def JMU, 69-60
*VCU def. W&M, 90-68

Jan. 31
*Delaware at George Mason 7:00 pm
*UNCW at Georgia State 7:00 pm
*VCU at Hofstra 7:00 pm
*JMU at W&M 7:00 pm
*Northeastern at Towson 7:00 pm

Feb. 1
*ODU at Drexel 7:00 pm

Feb. 3
*JMU at Delaware 12:00 pm
*Georgia State at VCU 2:00 pm
*Towson at Drexel 4:00 pm
*Northeastern at Hofstra 4:00 pm
*ODU at George Mason 6:00 pm
*UNCW at W&M 7:00 pm

Feb. 7
*UNCW at Delaware 7:00 pm
*Drexel at Hofstra 7:00 pm
*ODU at Georgia State 7:00 pm
*W&M at JMU 7:00 pm
*Towson at Northeastern 7:00 pm
*George Mason at VCU 7:30 pm

Comeback Kids

W&M overcame halftime deficits in back-to-back games in January, marking the first time in 16 years the Tribe has accomplished the feat. At George Mason on Jan. 3, the Tribe trailed 33-31 at the break, before leading the majority of the second half on it way to a 67-63 win over the 2006 Final Four participant. On Jan. 6, W&M once again trailed at the half, 27-26, to Northeastern, before rallying to score the game's final nine points and record a 60-57 victory.

The last time W&M tallied back-to-back wins when rallying from a halftime deficit was during the 1990-91 season. On Nov. 27, 1990, W&M trailed Davidson, 28-27, on the road, but notched a one-point, 59-58, victory. Two days later, Army led W&M, 34-33, at the break, but the College picked up a 73-71 win with a second-half surge.

Bench Scoring

W&M head coach Tony Shaver felt that his 2006-07 Tribe team would be the deepest he has had in his four seasons at the helm. The Tribe's play off the bench this season has echoed Shaver's sentiments.

This season, the College has averaged 22 points per game from its reserves, outscoring its opponents by an average of nearly nine points off the bench. The Tribe has outscored its opponents off the bench on 15 occasions and is 11-4 in those contests. Sophomore forward Alex Smith leads the way, topping the Tribe off the bench on nine occasions.

On four occasions this season the Tribe bench has outscored the starters. In Tribe contests with Wagner, Cornell and Towson, the W&M bench scored over 40 points. In the 24-point win over the Seahawks, the bench held a 40-37 advantage over the starters, while the reserves scored 50 points, led by the 21 from junior Laimis Kisielius against Cornell. The Tribe held a 42-18 scoring advantage over Towson on Dec. 5.

The 40-plus point efforts off the bench against Wagner, Cornell and Towson marked the third, fourth and fifth times under head coach Tony Shaver that W&M scored 40 or more points off the bench. In each of the last two seasons, the Tribe accomplished the feat. Last season, the College tallied 42 points off the bench in the season-opening victory over Maine. On Dec. 1, 2004, the W&M subs scored 42 points in a victory over Longwood. The 50 points off the bench against Cornell were the most under Shaver.

Leading W&M Bench Scorers

Date	Opponent	Leading Scorer	Total W&M Bench Scoring
11/11	at Kansas State	Cofield (4)	12
11/20	Wagner	Sumner (12)	40
11/25	at Holy Cross	Smith (3) Stein (3)	8
11/28	at Navy	Trumbower (12)	36
12/1	JSU	Payton (18)	27
12/2	Cornell	Kisielius (21)	50
12/5	Towson	Schnedier (18)	42
12/8	North Florida	Carrabine (5)	13
12/22	UMBC	Smith (9)	24
12/28	Hampton	Smith (8)	17
12/31	Richmond	Smith (12)	21
1/3	at George Mason	Smith (11)	18
1/6	Northeastern	Carrabine (6)	12
1/8	at Georgia State	Smith (7)	19
1/10	VCU	Smith (12)	20
1/13	at Delaware	Smith (16)	27
1/16	George Mason	Cofield (7)	10
1/20	at Hofstra	Smith (8)	10
1/24	at Old Dominion	Trumbower (6)	14
1/27	vs. Georgia State	Darnell (8)	18
1/29	at VCU	Sumner (7)	23

Difference at the Charity Stripe

W&M has been productive from the free throw line in late game situations. While the Tribe is shooting 70.5 percent from the charity stripe on the year, the number jumps significantly late in the game. With five minutes or less remaining in a contest, the College has shot 77.5 percent from the line. Below is a player-by-player breakdown of how W&M has fared at the foul line with five minutes or less remaining in the game and in overtime:

Player	FT	FT%
Corey Cofield	2-2	1.000
Adam Trumbower	9-of-10	.900
Nathan Mann	6-of-7	.857
Adam Payton	27-of-32	.844
Alex Smith	5-of-6	.833
Laimis Kisielius	22-of-27	.815
Danny Sumner	2-of-3	.667
David Schneider	14-of-22	.636
Peter Stein	3-of-6	.500
Kyle Carrabine	1-of-2	.500
Steven Hess	1-of-2	.500
Marcus Barnett	0-of-1	.000
Total	**93-of-120**	**.775**

Getting to the Free Throw Line

When the Tribe gets to the free throw line 20 or more times, there is a good chance the contest will end in a victory. This season, W&M has had 20 or more attempts from the charity stripe on nine occasions and is 6-3 in those contests. Over the last three seasons, the College is 22-16 (.579) when attempting 20 or more from the free throw line.

50 Percent Equals Victories

The Tribe has been flawless under head coach Tony Shaver when it hits on 50 percent or better from the floor. W&M has notched a quartet of victories this season when shooting over 50 percent from the floor. It marked the 11th, 12th, 13th and 14th times in Shaver's four years at the helm that W&M shot 50 percent or better from the field. In all 14 of those contests, W&M has walked away with a victory. Here is a look at the Tribe's 50 percent or better shooting from the field under Shaver:

Date	Team	Result	Percentage (FGM-FGA)
1/27/07	Georgia State	W, 81-65	.609 (28-46)
12/28/06	Hampton	W, 72-67	.512 (21-41)
12/22/06	UMBC	W, 70-58	.500 (21-42)
11/20/06	Wagner	W, 77-53	.500 (32-64)
2/4/06	Georgia State	W, 90-73	.633 (31-49)
1/28/06	James Madison	W, 86-68	.518 (29-56)
12/21/05	UNC Greensboro	W, 83-73	.536 (30-56)
11/26/05	Campbell	W, 93-79	.589 (33-56)
1/26/05	Towson	W, 83-65	.521 (25-48)
12/1/04	Longwood	W, 90-60	.500 (30-60)
1/28/04	at James Madison	W, 99-86	.600 (33-55)
1/26/04	Old Dominion	W, 86-77	.545 (30-55)
12/30/03	Campbell	W, 82-67	.500 (29-58)
11/23/03	Liberty	W, 91-64	.540 (34-63)

Stifling Defense

The Tribe held each of its first three opponents below 37 percent shooting from the floor. The College held Kansas State to 30 percent (24-of-80) shooting. W&M followed that performance by holding Wagner to 32.7 percent (17-of-52) and Holy Cross to 36.7 percent (22-of-60). It marks the best defensive three-game stretch for the Tribe since the 1999-2000 season. The Tribe held The Citadel (32 percent (16-of-50) on Dec. 2), UNC Wilmington (35.5 percent (18-of-53) on Dec. 6) and American (31.8 percent (14-of-44) on Dec. 9) below the mark during the campaign.

TRIBE IN THE CAA RANKINGS

as of Jan. 30
All Games

Team (W&M Top 6 only)

Scoring Offense
6. W&M 64.8

Scoring Defense
5. W&M 65.8

Free Throw Pct.
5. W&M ..... .705

Field Goal Pct.
6. W&M ..... .436

3-Point Field Goal Pct. Defense
3. W&M ..... .310

Rebounding Defense
3. W&M 31.6

Rebounding Margin
6. W&M ..... +0.5

Assists
6. W&M 13.05

3-Point Field Goals Made
5. W&M 6.86

Individual

Points
15. Adam Payton 13.2
18. Laimis Kisielius 12.4

Field Goal Pct.
6. Laimis Kisielius ..... .494
13. Adam Payton ..... .460

Assists
13. David Schneider 2.94
T15. Laimis Kisielius 2.57

Free Throw Pct.
4. Adam Payton ..... .856
13. Laimis Kisielius ..... .734

Steals
5. Adam Payton 1.62

3-Point Field Goal Pct.
15. David Schneider ..... .333

3-Point Field Goals Made
9. David Schneider 1.94

Assist/Turnover Ratio
10. David Schneider 1.43
T14. Laimis Kisielius 1.00

TRIBE IN THE CAA RANKINGS

as of Jan. 30
CAA Games Only

Team (W&M Top 6 only)

Scoring Offense
6. W&M..... 64.4

Free Throw Pct.
1. W&M..... .773

Rebounding Defense
2. W&M..... 29.5

Assists/Turnover Ratio
6. W&M..... 1.01

3-Point Field Goals Made
3. W&M..... 7.36

Individual

Points
9. Adam Payton 15.2

Field Goal Pct.
8. Adam Payton ..... .487

Assists
13. Laimis Kisielius 3.09

Free Throw Pct.
4. Adam Payton ..... .868

Steals
T3. Adam Payton 1.73

3-Point Field Goals Made
8. David Schneider 2.00

Assist/Turnover Ratio
11. David Schneider 1.45
13. Laimis Kisielius 1.36

W&M has also kept its opponents at bay from beyond the 3-point arc. Kansas State shot only 20.7 percent (6-of-29) from 3-point range, while Wagner was 8-of-31 from downtown for a 25.8 percent shooting clip. Holy Cross hit on only 5-of-25 attempts from 3-point range for a 20 percent average. It marked the first time W&M held three straight opponents to less than 26 percent shooting from 3-point range since the 2001-02 season. During that stretch, W&M held Towson (7.7 percent (1-of-13) on Feb. 2), James Madison (13.3 percent (2-of-15) on Feb. 4) and Hampton (18.8 percent (3-of-16) on Feb. 6) below 20 percent from 3-point range.

Tony Shaver - A Hall of Famer

In each of his previous two stops before taking over the Tribe program, head coach Tony Shaver has enjoyed great success and been inducted into the Hall of Fame at each school. In 2004, Shaver was inducted into the Hampden-Sydney College Hall of Fame after coaching the Tiger program to eight ODAC Championships, 11 NCAA Tournament appearances and two Final Fours. He had 358 career victories and a .747 winning percentage at Hampden-Sydney. On Nov. 11, 2005, Shaver was inducted into the Episcopal High School (Alexandria, Va.) Hall of Fame. He coached at the school for 10 seasons (1977-86), winning 73 percent of his games and two IAC championships. After the 1986 season, he was named the Virginia State Private School Coach of the Year and his team was ranked first in Northern Virginia by the *Alexandria Gazette*.

Back-to-Back 50 percent Shooting Efforts

The Tribe connected on 51.2 percent (21-of-41) from the field in its victory over Hampton, including a sizzling 60 percent (12-of-20) in the second half. It marked the second-straight contest that W&M shot 50 percent or better from the floor. The College connected on 50 percent (21-of-42) from the floor in a victory over UMBC on Dec. 22.

The last time the Tribe had back-to-back games of 50 percent or better from the field was during Shaver's first season at the helm in 2003-04. The College connected on 54.5 percent from the field against Old Dominion on Jan. 26, 2004, before hitting on 60 percent of its attempts two days later versus James Madison.

The College narrowly missed making it three straight contests shooting 50 percent or better. W&M connected on 47.6 percent (20-of-42) in its New Years Eve victory over Richmond.

Sizzling from the Charity Stripe

The Tribe took advantage of its opportunities at the free throw line against UMBC, shooting a sizzling 95.5 percent. W&M connected on 21-of-22 from the charity stripe, including 14-of-15 in the second half and 9-of-10 in the final five minutes of play.

The 95.5 percent was nearly 20 percentage points better than W&M's season high from the line, which came against Towson (77.8 percent). The 21 free throws made also marked a season-best. The 95.5 percent was the best free throw percent for the College since going a perfect 13-of-13 against Drexel on Feb. 7, 2004.

Tip-Off Comeback

The Tribe overcame a 13-point deficit with five minutes remaining to defeat Cornell in the championship game of the W&M Tip-Off Classic. It marked the first time the Tribe overcame a deficit when trailing at the five-minute mark of the second half since Feb. 11, 2006. In that contest, W&M trailed James Madison 66-58 before scoring 13 of the final 17 points of the game to tally the victory.

The contest against James Madison was also the last time W&M overcame a double-digit deficit to claim a victory. The Tribe trailed the Dukes, 61-50, with 9:07 left in the second half. In the final five minutes against Cornell, the Tribe outscored the Big Red, 16-3. W&M held its opponent to 0-of-2 from the floor and forced six turnovers.

W&M overcame its fourth double-digit deficit under head coach Tony Shaver. The Tribe also trailed Radford by 11, 25-14, in the first half of the 2004 W&M Tip-Off Classic, before storming back for an 81-76 win. In Shaver's first season, the College trailed UNC Wilmington by 13, 24-11, in the first half, before rallying for a 67-66 overtime victory.

W&M Players in the Pros

Five former W&M players are currently playing professionally overseas, including three who graduated within the last three years. All five are playing in their country's top division of professional basketball.

TODD CAUTHORN

Sheffield Sharks (England - BBL)

Finished with four points and three rebounds in a 70-65 loss to the Worcester Wolves on Jan. 20 ... Ranks among the league leaders in blocked shots (sixth at 0.88 per game), free throw shooting (fifth at 83.3 percent) and 3-point shooting (seventh at 37 percent) ... Sharks are tied for second at 13-6 in the BBL Championship table ... Averaging 8.9 points and 3.8 rebounds per game for the Sheffield Sharks as of Jan. 16 ... Sharks will play in the BBL Trophy semifinals in Feb. ... In total, has played 11 years in Europe.

ZEB COPE

Entente Orleans 45 (France - LNB)

Tallied back-to-back 20-point efforts against Strasbourg on Jan. 6 and Gravelines-Dunkerque on Jan. 13 ... Orleans is tied for sixth in the LNA with 28 points and a 10-8 record ... Averaging 10.7 points and 5.3 rebounds per game, while shooting 43.8 percent from the field and 85 percent from the free throw line ... Helped Boncourt from the top division in Switzerland advance to the finals of the LNA Championship in 2005-06, after the team claimed the Swiss regular season crown with an 18-4 record ... Ranked fifth in the LNA with 9.8 rebounds per game last season.

ADAM HESS

Artland Dragons of Quackenbrueck (Germany - BBL)

Voted the starter at forward for the North squad in the Bundesliga All-Star Game ... Leads the German Bundesliga in scoring at 19.2 points per game ... Shooting 48.3 percent from the field and 80.7 percent from the free throw line, while averaging 5.1 rebounds per game ... Ranks seventh in league in overall efficiency at 269 and 10th in efficiency per game at 14.9 ... Artland is sixth in the 18-team Bundesliga at 11-7 ... Scored 14 points in a 72-65 victory over EWE Baskets Oldenburg on Jan. 13 ... Played for the Phoenix Suns during the Toshiba Las Vegas Summer League, and averaged 18.2 minutes, 8.8 points, 2.6 rebounds and one assist, while shooting 64 percent from the field ... Played two seasons with BK Nymburk in the NBL, the top division in the Czech Republic, helping the team to back-to-back league titles ... Named to the Czech league's All-Imports list and second-team all-league after ranking fourth in the NBL in the value index ratings in 2005-06.

JIM MORAN

Gran Canaria (Spain - ACB)

Averaging 8.9 points and 3.0 rebounds per game, while shooting 40 percent from 3-point range and 78 percent from the free throw line for Gran Canaria ... Gran Canaria is 9-9 and tied for eighth in the 18-team ACB... Scored 11 points on a perfect 4-of-4 from the floor in a 102-85 loss to Tau Ceramica on Jan. 21 ... Helped Gran Canaria reach the ACB (top division) playoffs and finish the year fifth in the regular season with a 20-14 record in 2005-06 ... In his seventh season with the team, after starting 29 of the team's 34 regular season games in 2005-06, averaging 7.2 points and shooting 47 percent from 3-point range ... Has played six years in Spain.

SHERMAN RIVERS

BK Sadska (Czech Republic - NBL)

Averaging 12.6 points, 3.9 rebounds and 1.8 assists, all of which rank second on the team ... Finished with 13 points in a 110-92 loss to BK Synthesia Pardubice on Jan. 2 ... BK Sadska as it improved to 4-13 in the NBL ... Has a value index per game of 12.8 ... Averaged 13.8 points and 2.8 rebounds per game in his first season (2005-06) with BK Sadska.

Updated as of Jan. 22

GENERAL INFORMATION

Name	The College of William & Mary
Location	Williamsburg, Va.
Founded	1693 (2nd oldest college in U.S.)
Undergraduate Enrollment	5,700
Nickname	Tribe
Colors	Green, Gold and Silver
Arena (capacity)	Kaplan Arena at William and Mary Hall (8,600)
Affiliation	NCAA Division I
Conference	Colonial Athletic Association
President	Gene R. Nichol
Alma Mater	Oklahoma State, 1973
Chancellor	Sandra Day O'Connor
Alma Mater	Stanford, 1950
Director of Athletics	Terry Driscoll
Alma Mater	Boston College, 1969
Sr. Assoc. AD/SWA	Barbara Blosser
Alma Mater	Ohio State, 1975
Athletics Dept. Phone	(757) 221-3400
Ticket Office Phone	(757) 221-3340

MEN'S BASKETBALL INFORMATION

Head Coach	Tony Shaver
Alma Mater	North Carolina, 1976
Record at W&M	34-72 (Fourth Season)
Career Record	392-193 (21st Season)
Assistant Coaches	Dee Vick (Hampden-Sydney, 1994) Antwon Jackson (Pikeville College, 1993) Ben Wilkins (North Carolina State, 2001)
2005-06 Record	8-20
Conference Record/Finish	3-15/T10th
CAA Tournament Record	0-1 (.000)
Starters Returning/Lost	3/2
Letterwinners Returning/Lost	10/5
First Year of Basketball	1905-06
All-Time Record	1043-1199 (.465)
NCAA Tournament Appearances	None
NIT Appearances	1 (1983)
Last Postseason Opponent	Virginia Tech (3/17/83), L 79-85

TEAM BIRTHDAYS

Laimis Kisielius	1/24/85
Head Coach Tony Shaver	1/28/54
Adam Payton	2/10/84
Steven Hess	3/3/87
Assistant Coach Dee Vick	5/10/71
Assistant Coach Antwon Jackson	5/14/68
David Schneider	5/18/87
Marcus Barnett	5/21/86
Nathan Mann	7/17/85
Assistant Coach Ben Wilkens	9/26/78
Chris Stratton	9/29/85
Kyle Carrabine	10/10/85
Peter Stein	10/20/86
Alex Smith	11/24/86
Chris Darnell	12/3/86
Danny Sumner	12/6/87
Adam Trumbower	12/10/84

NATIONAL POLLS

ESPN/USA Today Coaches Poll (Jan. 29)

1. Florida (26)	19-2	767	1
2. Wisconsin (4)	21-1	733	3
3. North Carolina (1)	19-2	724	4
4. Ohio State	18-3	668	5
5. UCLA	18-2	648	2
6. Kansas	18-3	595	8
7. Pittsburgh	19-3	579	9
8. Texas A&M	17-3	542	6
9. Oregon	19-2	525	7
10. Duke	18-3	480	10
11. Butler	19-2	469	11
12. Memphis	17-3	415	14
13. Nevada	19-2	404	15
14. Oklahoma State	18-3	381	16
15. Marquette	19-4	316	20
16. Air Force	19-3	301	13
17. Washington State	17-4	245	18
18. Virginia Tech	16-5	233	23
19. Notre Dame	17-4	147	21
20. Alabama	15-5	119	12
21. Clemson	18-4	116	17
22. Arizona	14-6	85	19
23. Texas	15-5	78	NR
24. Kentucky	16-5	68	25
T25. Indiana	15-5	62	24
T25. UNLV	18-4	62	NR

Receiving Votes: Southern Illinois 54, Virginia Commonwealth 42, Vanderbilt 32, Georgetown 31, Stanford 28, USC 23, West Virginia 20, Michigan State 20, Boston College 12, Winthrop 10, New Mexico State 9, LSU 7, Brigham Young 6, George Washington 6, Texas Tech 4, Villanova 4, Maryland 3, Northern Iowa 2.

Associated Press Poll (Jan. 29)

1. Florida (45)	19-2	1,773	1
2. Wisconsin (24)	21-1	1,734	2
3. North Carolina (3)	19-2	1,672	4
4. Ohio State	18-3	1,545	5
5. UCLA	18-2	1,482	3
6. Kansas	18-3	1,414	8
7. Pittsburgh	19-3	1,330	9
8. Duke	18-3	1,211	10
9. Oregon	19-2	1,209	7
10. Texas A&M	17-3	1,197	6
11. Memphis	17-3	1,086	11
12. Oklahoma State	18-3	1,023	13
13. Butler	19-2	933	14
14. Marquette	19-4	903	15
15. Nevada	19-2	766	18
16. Virginia Tech	16-5	608	24
17. Air Force	19-3	506	16
18. Washington State	17-4	483	20
19. Alabama	15-5	305	12
20. Arizona	14-6	282	17
21. Notre Dame	17-4	236	22
22. Texas	15-5	209	NR
23. Stanford	14-5	208	NR
24. Vanderbilt	15-6	200	NR
25. Clemson	18-4	188	19

Receving Votes: Indiana 141, Kentucky 106, Georgetown 105, Southern Illinois 101, Virginia Commonwealth 92, USC 67, UNLV 47, Michigan State 40, Texas Tech 37, Tennessee 21, George Washington 20, West Virginia 20, LSU 16, Maryland 14, New Mexico State 12, Georgia 11, Virginia 11, Villanova 8, Creighton 8, Louisville 7, Arkansas 6, Akron 5, Northern Iowa 2.

Tribe Adds Pair of Signees for 2007-08

The William and Mary men's basketball program and head coach Tony Shaver announced the signing of two players, 6-9, 240-pound power forward Marcus Kitts (Holly Springs, N.C.) and 6-4, 190-pound guard Valeriu 'Vali' Lazarescu (Brossard, Quebec, Canada), to National Letters of Intent on Nov. 9. The duo will begin competition for the Tribe during the 2007-08 season.

"It is a great day for the College of William and Mary basketball program," Shaver said. "We are adding two quality young men in Marcus Kitts and Valeriu Lazarescu to our basketball family. Our main objective with our fourth recruiting class was to be highly selective and sign difference makers. We are confident we accomplished both those goals by signing Marcus and Vali. Both players are home runs for our program. They come from great family backgrounds and have what it takes to be impact players for our ball club."

Marcus Kitts - F - 6-9 - 240 - Holly Springs, N.C. (Middle Creek)

Kitts averaged 19 points and 12 rebounds as a junior. He scored 419 points in 2005-06, including a season-high 36 against Lee County on Jan. 3. Each of the last two seasons, Kitts earned All-Tri-Seven Conference honors. As a sophomore in 2004-05, he averaged 13.5 points, 7.0 rebounds and 2.2 blocks per game.

"Marcus was the easiest evaluation I have made in my 30 years of coaching," Shaver said. "The first time I saw Marcus, he scored more than 30 points and grabbed over 20 rebounds in a 4A basketball game in the Raleigh, N.C., area. I knew he was our guy, and we just had to find a way to sign him. Marcus is a very talented athlete who has yet to realize his potential. He has exceptional hands and a rare knack for rebounding the ball above the rim. The bigger the game and the better the competition, the better Marcus plays. He is fearless, and he welcomes challenges from opposing teams and players."

The power forward was a 2006 McDonald's All-American Nominee. He earned MVP honors at the 2006 North Carolina State Games Tournament. After receiving interest from UNC Wilmington, Iowa, West Virginia, Davidson and Tennessee, Kitts chose to play collegiate basketball for the Tribe. He spent the summer of 2006 adding muscle to his game, bulking up nearly 20 pounds. Kitts is known as an all-out player who will bang in the paint. He gets off the floor quickly and rebounds on the interior with a purpose.

Valeriu Lazarescu - G - 6-4 - 190 - Brossard, Quebec (Champlain St. Lambert)

Lazarescu is an athletic player and a flat-out scorer. He plays for head coach John Dangelas, regarded as one of the top coaches in Canada, at the College of Champlain St. Lambert in Montreal, Quebec, which is known for producing Division I talent. Lazarescu chose the Tribe over American, Princeton, Evansville, Toledo and Boston University.

"I am so thankful Coach John Dangelas allowed us to get involved with Vali at such a late date in the recruiting process," Shaver said. "Vali is a big guard with tremendous athleticism. He is the winner of multiple Canadian dunk contests. He can finish in transition above the rim, shoot from the perimeter and rebound from the guard position."

This season, Lazarescu led Champlain to the Hagen title with a perfect 5-0 mark. He earned tournament MVP honors and led Cavaliers to a 97-39 win over Algonquin in the title game with a team-high 22 points. He has enjoyed an exceptional final season at Champlain, also averaging 20 points per game at the Prep Canada Challenge against top teams from Toronto and Ottawa. At the 2005-06 Canadian Colleges Athletic Association (CCAA) Nationals, Lazarescu helped his Champlain team to a bronze medal.

Numerical Roster

No.	Name	Pos.	El./Cl.	Ht.	Wt.	Hometown/High School
00	Steven Hess	F/C	Fr./Fr.	6-10	225	Charlotte, N.C./Gaston Day School
2	David Schneider	G	Fr./Fr.	6-3	175	Phoenix, Ariz./Brophy Prep
3	Adam Trumbower	G	Sr./Sr.	6-3	190	Roanoke, Va./Cave Spring
4	Alex Smith	F	So./So.	6-5	250	Greenville, S.C./Oak Hill Academy (Va.)
11	Nathan Mann	G	Jr./Jr.	6-2	190	Overland Park, Kan./St. Thomas Aquinas
12	Marcus Barnett	G	Jr./Jr.	6-2	195	Hampton, Va./Phoebus
13	Laimis Kisielius	F	Jr./Jr.	6-8	210	Vilnius, Lithuania/Miller School (Va.)
15	Peter Stein	F	So./So.	6-9	225	Houston, Texas/Westbury Christian
20	Kyle Carrabine	G	Jr./Jr.	6-7	205	Naperville, Ill./Neuqua Valley
22	Danny Sumner	F	Fr./Fr.	6-7	190	Fairfax, Va./Paul VI
23	Chris Darnell	F	So./So.	6-8	210	Fredericksburg, Va./North Stafford
24	Adam Payton	G	5th/Sr.	6-3	195	Burlington, N.J./The Lawrenceville School
25	Chris Stratton	F	Jr./Jr.	6-6	205	Burke, Va./Lake Braddock
31	Matt McFadden	G	Fr./Fr.	6-2	175	Medford, N.J./Shawnee

Alphabetical Roster

No.	Name	Pos.	El./Cl.	Ht.	Wt.	Hometown/High School
12	Marcus Barnett	G	Jr./Jr.	6-2	195	Hampton, Va./Phoebus
20	Kyle Carrabine	G	Jr./Jr.	6-7	205	Naperville, Ill./Neuqua Valley
23	Chris Darnell	F	So./So.	6-8	210	Fredericksburg, Va./North Stafford
00	Steven Hess	F/C	Fr./Fr.	6-10	225	Charlotte, N.C./Gaston Day School
13	Laimis Kisielius	F	Jr./Jr.	6-8	210	Vilnius, Lithuania/Miller School (Va.)
11	Nathan Mann	G	Jr./Jr.	6-2	190	Overland Park, Kan./St. Thomas Aquinas
31	Matt McFadden	G	Fr./Fr.	6-2	175	Medford, N.J./Shawnee
24	Adam Payton	G	5th/Sr.	6-3	195	Burlington, N.J./The Lawrenceville School
2	David Schneider	G	Fr./Fr.	6-3	175	Phoenix, Ariz./Brophy Prep
4	Alex Smith	F	So./So.	6-5	250	Greenville, S.C./Oak Hill Academy (Va.)
15	Peter Stein	F	So./So.	6-9	225	Houston, Texas/Westbury Christian
25	Chris Stratton	F	Jr./Jr.	6-6	205	Burke, Va./Lake Braddock
22	Danny Sumner	F	Fr./Fr.	6-7	190	Fairfax, Va./Paul VI
3	Adam Trumbower	G	Sr./Sr.	6-3	190	Roanoke, Va./Cave Spring

Head Coach
Tony Shaver (North Carolina, 1976), Fourth season

Assistant Coaches
Dee Vick (Hampden-Sydney, 1994), Fourth season
Antwon Jackson (Pikeville College, 1993), Second season
Ben Wilkins (N.C. State, 2001) First season

Pronunciation Guide

Kyle Carrabine ..... **CARE - uh - byne**
Laimis Kisielius ..... **LIE-muss kiss-ILL-ee-us**
Peter Stein ..... **STYNE**
Adam Trumbower ..... **TRUM - bow - er**

ROSTER BREAKDOWN

BY POSITION

Guard: Marcus Barnett, Kyle Carrabine, Nathan Mann, Matt McFadden, Adam Payton, David Schneider, Adam Trumbower
Forward: Laimis Kisielius, Chris Darnell, Alex Smith, Peter Stein, Christ Startton, Steven Hess, Danny Sumner
Center: Steven Hess

BY HEIGHT

6-10: Steven Hess
6-9: Peter Stein
6-8: Chris Darnell, Laimis Kisielius
6-7: Kyle Carrabine, Danny Sumner
6-6: Chris Stratton
6-5: Alex Smith
6-3: Adam Payton, Adam Trumbower, David Schneider
6-2: Marcus Barnett, Nathan Mann, Matt McFadden

BY CLASS

Seniors (2): Adam Payton, Adam Trumbower

Juniors (5): Marcus Barnett, Kyle Carrabine, Laimis Kisielius, Nathan Mann, Chris Stratton

Sophomores (3): Chris Darnell, Alex Smith, Peter Stein

Freshmen (4): Steven Hess, Matt McFadden, David Schneider, Danny Sumner

BY STATE

Arizona (1): David Schneider
Illinois (1): Kyle Carrabine
Kansas (1): Nathan Mann
New Jersey (2): Matt McFadden, Adam Payton
North Carolina (1): Steven Hess
South Carolina (1): Alex Smith
Texas (1): Peter Stein
Virginia (5): Marcus Barnett, Chris Darnell, Chris Statton, Danny Sumner, Adam Trumbower

BY COUNTRY

Lithuania (1): Laimis Kisielius

TELEVISION/RADIO SPOT CHART

CENTER



00

STEVEN HESS
Fr. • 6-10 • 230
Charlotte, N.C.

GUARD

2

DAVID SCHNEIDER
Fr. • 6-3 • 175
Phoenix, Ariz.

GUARD

3

ADAM TRUMBOWER
Sr. • 6-3 • 190
Roanoke, Va.

FORWARD

4

ALEX SMITH
So. • 6-5 • 250
Greenville, S.C.

GUARD



11

NATHAN MANN
Jr. • 6-2 • 190
Overland Park, Kan.

GUARD



12

MARCUS BARNETT
Jr. • 6-2 • 195
Hampton, Va.

FORWARD



13

LAIMIS KISIELIUS
Jr. • 6-8 • 210
Vilnius, Lithuania

FORWARD



15

PETER STEIN
So. • 6-9 • 220
Bellaire, Texas

GUARD



20

KYLE CARRABINE
Jr. • 6-7 • 205
Naperville, Ill.

FORWARD



22

DANNY SUMNER
Fr. • 6-7 • 190
Fairfax, Va.

FORWARD



23

CHRIS DARNELL
So. • 6-8 • 210
Fredericksburg, Va.

GUARD



24

ADAM PAYTON
Sr. • 6-3 • 195
Burlington, N.J.

FORWARD



25

CHRIS STRATTON
Jr. • 6-6 • 205
Burke, Va.

GUARD

31

MATT McFADDEN
Fr. • 6-2 • 175
Medford, N.J.

HEAD COACH

TONY SHAVER
Fourth Season at W&M
31st Season Overall

CAREER RECORD BOOK UPDATE

3-POINT FIELD GOALS

Player	Years	G	3FG
1. Matt Verkey	1993-96	106	218
2. Randy Bracy	1996-99	92	171
3. Greg Burzell	1987-89	82	150
4. Adam Hess	2002-04	75	144
5. Jim Moran	1998-2001	107	141
6. David Cox	1992-95	109	137
7. Mike Johnson	2000-02	79	129
8. Jimmy Apple	1988-91	86	124
9. B. Fitzgibbons	1996-97	54	119
10. Nathan Mann	**2005-**	**78**	**116**
11. Nick D'Antoni	2002-05	107	104
12. B. Connor	1990-93	102	88
13. Kurt Small	1992-95	108	86
14. Mit Winter	1998-01	109	75
T. Roberts	1990-93	111	75
16. Scotty Scott	1997, 99-00	65	69
17. T. Jennings	1995-98	71	66
18. Sean Duff	1991-94	85	64
19. Sherman Rivers	2000-03	113	59
20. Taylor Mokris	2003-06	107	58

3-POINT ATTEMPTS

Player	Years	G	3FGA
1. Matt Verkey	1993-96	106	583
2. Randy Bracy	1996-99	92	495
3. Adam Hess	2002-04	75	447
4. David Cox	1992-95	109	395
5. Jim Moran	1998-2001	107	376
6. Mike Johnson	2000-02	79	373
7. Greg Burzell	1987-89	82	358
8. Nathan Mann	**2005-**	**78**	**347**
Jimmy Apple	1988-91	86	341
10. Nick D'Antoni	2002-05	107	331
11. B. Fitzgibbons	1996-97	54	288
12. Kurt Small	1992-95	108	271

3-POINT PERCENTAGE

Player	Years	G	Pct
1. Greg Burzell	1987-89	82	.419
2. B. Fitzgibbons	1996-97	54	.413
3. Jim Moran	1998-01	107	.375
4. Matt Verkey	1993-96	106	.374
5. Mit Winter	1998-01	75	.366
6. Brendan Connor	1990-93	102	.364
Jimmy Apple	1988-91	86	.364
8. David Cox	1992-95	139	.347
9. Mike Johnson	2000-02	79	.346
10. Randy Bracy	1996-99	92	.345
11. Nathan Mann	**2005-**	**78**	**.330**

3-POINTERS PER GAME

(minimum 50 games)

Player	Years	G	Avg
1. B. Fitzgibbons	1996-97	54	2.20
2. Matt Verkey	1993-96	106	2.06
3. Adam Hess	2002-04	75	1.92
4. Randy Bracy	1996-99	92	1.86
5. Greg Burzell	1987-89	82	1.83
6. Mike Johnson	2000-02	79	1.63
7. Nathan Mann	**2005-**	**78**	**1.49**
8. Jimmy Apple	1988-91	86	1.44
9. Jim Moran	1998-01	107	1.32
10. David Cox	1992-95	137	1.26
11. Scotty Scott	1997, 99-00	65	1.06

ASSIST AVERAGE

(minimum 50 games)

Player	Years	G	Avg
1. Randy Bracy	1996-99	92	3.82
2. Scott Coval	1983-86	110	3.72
3. Brendan Connor	1990-93	102	3.51
4. John Lowenhaupt	1975-78	112	3.29
5. Nick D'Antoni	2002-05	107	3.17
6. Bill Barnes	1979-82	109	3.13
7. Mike Enoch	1975-78	110	3.13
8. Ron Satterthwaite	1974-77	106	3.12
9. David Cox	1992-95	109	3.08
10. Curtis Pride	1987-90	94	3.05
11. Matt O'Reilly	1987-90	106	2.80
12. George Spack	1972-73	52	2.77
13. Keith Cieplicki	1982-85	113	2.51
14. Scotty Scott	1997, 99-00	65	2.42
15. Sherman Rivers	2000-03	113	2.41
16. Adam Hess	2002-04	75	2.24
17. David Grabuloff	1996-98	76	2.17
18. Steve Seward	1972-73	53	2.17
19. Nathan Mann	**2005-**	**78**	**2.14**
20. Mike Arizin	1973-74	54	2.13
21. Jim Moran	1998-01	107	2.09

STEAL AVERAGE

(minimum 50 games)

Player	Years	G	Avg
1. Jim McDonough	1976-77	55	2.27
2. John Lowenhaupt	1976-78	84	1.90
3. Randy Bracy	1996-99	92	1.90
4. Bill Barnes	1979-82	109	1.90
5. Adam Payton	**2006-**	**49***	**1.61**
6. Curtis Pride	1987-90	94	1.45
7. Mike Enoch	1976-78	83	1.45
8. Mike Strayhorn	1980-83	103	1.44
9. Jim Moran	1998-01	107	1.36
10. Kurt Small	1992-95	108	1.33
11. Scott Whitley	1978-81	101	1.27
12. Brendan Connor	1990-93	102	1.25
13. Adam Hess	2002-04	75	1.11
14. Rich Veres	1980-81	53	1.09
15. Sherman Rivers	2000-03	113	1.04
16. Matt Verkey	1993-96	106	1.00
17. Keith Cieplicki	1982-85	113	0.96
18. Ron Satterthwaite	1976-77	51	0.92
19. Todd Cauthorn	1990-93	105	0.88
20. Kevin Richardson	1982-85	113	0.88
Nathan Mann	**2005-**	**78**	**0.76**

*- Needs to play 50 games to qualify

ASSIST-TO-TURNOVER RATIO

Player	Years	G	A/T
1. John Lowenhaupt	1976-78	84	1.93
2. Scott Coval	1983-86	110	1.87
3. Keith Cieplicki	1982-85	113	1.43
4. Nick D'Antoni	2002-05	107	1.42
5. David Cox	1992-95	109	1.38
6. Mike Strayhorn	1980-83	103	1.35
7. Matt O'Reilly	1987-90	106	1.33
8. Nathan Mann	**2005-**	**78**	**1.30**
9. Cody Carbaugh	1999-02	97	1.28
10. Derrick Peters	1990-93	109	1.22
11. Tom Pfingst	1973-74	37	1.21

SINGLE SEASON RECORD BOOK UPDATE

FREE THROW PERCENTAGE

Player	Season	FTM-FTA	Pct
1. Scott Coval	1986	111-121	.917
2. Dave Daugherty	1967	77-88	.875
3. Tony Traver	1983	111-127	.874
4. John Lowenhaupt	1978	114-132	.864
5. Tom Farrington	1960	75-87	.862
6. Keith Cieplicki	1983	131-153	.856
7. Adam Payton	**2007**	**77-90**	**.856**
8. Ron Panneton	1968	112-132	.848
9. Adam Hess	2003	114-135	.844
10. George Spack	1972	86-103	.835

3-POINT FG MADE PER GAME

Player	Season	G	3PM	Avg
1. Greg Burzell	1988	29	75	2.59
2. Randy Bracy	1998	26	65	2.50
3. Adam Hess	2003	28	68	2.43
4. Matt Verkey	1994	27	63	2.33
5. Bobby Fitzgibbons	1997	28	62	2.21
6. Bobby Fitzgibbons	1996	26	57	2.19
7. Matt Verkey	1996	26	56	2.15
8. David Cox	1994	27	57	2.11
9. Adam Hess	2004	28	57	2.04
10. David Schneider	**2007**	**18**	**35**	**1.94**

SINGLE-SEASON 3-POINT FG PCT.

Player	Seasons	3PM-3PA	Pct.
1. Greg Burzell	1988	75-170	.441
2. Brendan Connor	1992	34-78	.436
3. Bobby Fitzgibbons	1996	57-131	.435
4. Lamis Kisielius	**2007**	**30-69**	**.435**
5. Jim Moran	1999	44-106	.415
6. Matt Verkey	1993	50-121	.413
7. Nathan Mann	2006	51-124	.411
8. Bobby Fitzgibbons	1997	62-157	.395
9. Matt Verkey	1994	63-164	.384
10. Jimmy Apple	1988	51-134	.381

TONY SHAVER

Head Coach • Fourth Season at W&M

William and Mary head coach Tony Shaver is in his fourth season at the helm of the Tribe men's basketball program and his 31st overall in coaching. Shaver has coached at the collegiate level for the last 19 years and was officially hired as the 31st head men's basketball coach in the history of the College on May 2, 2003.

The Green and Gold continue to make strides under the direction of Shaver. W&M started the 2005-06 season 4-1, marking the best start for a Tribe since opening the 1992-93 campaign with a 6-1 record. During that season, however, two of the team's first four wins were against non-Division I teams Virginia Wesleyan and Shenandoah, which means the 4-1 start for the 2005-06 squad was the first time in school history that the Tribe has opened a year with at least four wins in its first five games against current Division I opponents. Included in those four victories was a 70-60 win at Hampton, who went on to make the NCAA Tournament.

Prior to the start of the 2005-06 season, Shaver was inducted into the Episcopal High School Hall of Fame in a ceremony at the school on Nov. 11. He led EHS for 10 seasons from 1977-86. With his inception into the Episcopal Hall of Fame, Shaver has been inducted into the Hall of Fame at both of his head coaching stops prior to taking over the reigns at William and Mary. He was inducted into the Hampden-Sydney Hall of Fame in 2004.

In his second season at the helm, W&M immediately started the season on a high note, defeating Radford and Hartford to win the inaugural W&M Tip-Off Classic, the first regular season tournament title for the College since 1981. The Tribe defeated James Madison in the first round of the Colonial Athletic Association Tournament for W&M's first postseason win since 1997, and just the third in the last 20 years.

Shaver began his Tribe career with a 91-64 pounding of Liberty on Nov. 23, 2003. He also won his first ever Colonial Athletic Association contest, as the Tribe knocked off two-time defending league champion UNC Wilmington, 67-66, in overtime on Dec. 4, 2003. In the Tribe's first contest against a nationally ranked opponent under Shaver's direction, W&M performed well, leading No. 15 Pittsburgh by 10 points midway through the first half, before the Panthers, who attempted 28 more free throws than the Tribe, won 70-55.

There have been individual successes as well for the Green and Gold under Shaver's reign. 2004 graduate Adam Hess, currently playing professionally in Germany, became the first player in school history to lead the CAA in scoring. An outstanding student and athlete, Hess was named the CAA Male Scholar-Athlete of the Year (for all sports) and was a First-Team Academic All-American and all-conference selection as a senior. Current senior Corey Cofield was voted the 2004 CAA Rookie of the Year, leading all freshmen in the league in points, rebounds and field goal percentage. Cofield earned his second straight selection to the All-CAA third team in 2005, while current junior Laimis Kisielius earned a spot on the CAA All-Rookie team in 2005.

Shaver came to W&M after coaching 17 seasons at Hampden-Sydney, compiling a record of 358-121 (.747). He turned the Tigers into a Division III national powerhouse, leading the men's basketball team to eight Old Dominion Athletic Conference titles, 12 20-win seasons and 11 NCAA Division III Tournament appearances. The winningest basketball coach in the program's history, he was named the ODAC and South Region Coach of the Year in 1995, 1999 and 2000, and was picked as the Virginia Sports Information Directors Division II-III Coach of the Year in

1997, 1999 and 2000.

In 2003, Shaver took the Tigers to the NCAA Division III Final Four, as his team finished with a record of 28-4, tied for the second-most wins in the program's history. In 1999, Shaver led H-SC to the national championship game, where the Tigers lost by one point in double-overtime to Wisconsin-Platteville. The team finished 29-3, setting a school record for most wins in a season.

Shaver also has a firm commitment to his players' success in the classroom. In 1999, one of his charges, Jack Jirak, was named the ODAC Scholar-Athlete of the Year and was also awarded the Gammon Cup as the top-student-athlete at the college. Two of Shaver's players, David Hobbs (1999) and Russell Turner (1992) earned Academic All-America honors. A number of his players have been named to the Academic All-ODAC squad, including six student-athletes in 1998.

Prior to taking over at Hampden-Sydney for the 1986-87 campaign, Shaver spent 10 years as the head boys' basketball coach at Episcopal High School in Alexandria, Virginia. He was named the Virginia State Private School Coach of the Year in 1986, and was twice picked as the Alexandria Coach of the Year, while winning 73 percent of his games.

A 1976 graduate of North Carolina, Shaver was a guard on the Tar Heel men's basketball team from 1972-75 under head coach Dean Smith. Originally a walk-on, he earned a scholarship his rookie season, when he was awarded the prestigious Butch Bennett Award, presented to the freshman who exemplifies determination, sportsmanship and sacrifice for the team. Shaver was voted the honoree by his teammates. During his four years in Chapel Hill, UNC went 95-26, including a pair of trips to the NCAA Tournament in 1975 and 1976. During the 1975 season, the Tarheels won the ACC Tournament and advanced to the Sweet 16. During the 1973 and 1974 season, North Carolina made the National Invitational Tournament.

A native of High Point, North Carolina, Shaver and his wife, Ann, are the parents of three sons: Christopher (25), a former standout pitcher on the Tribe's baseball team, who is currently pitching with the Chicago Cubs organization, Austin (22) and Jackson (15).

00 STEVEN HESS

Fr. - F/C - 6-10 - 225 (Charlotte, N.C./Gaston Day School)

• Played a career-high 15 minutes off the bench at Old Dominion (1/24/07) and finished with two points, three rebounds, a blocked shot and two steals
• Registered his first career assist and tallied a career-best four points vs. UMBC (12/22/06)
• Equalled a career high in minutes played (11) while adding three points vs. North Florida (12/8/06)
• After missing most of the week prior to the Kansas State game due to illness, came off the bench to score three points, pull down three rebounds and block a shot in 11 minutes of action
• Saw action in the Tribe's exhibition victory over Barton College
• A three-year letterwinner at Gaston Day
• A McDonald's All-American nominee
• Garnered All-Southern Piedmont Athletic Association honors as a junior and senior
• Averaged 13.1 points and nine rebounds as a senior at Gaston Day
• Named Hardest Working Player during his senior season at Gaston Day
• As a junior at Gaston Day, helped his team reach the semifinals of the state tournament in North Carolina's largest independent-school classification

SINGLE-GAME HIGHS

Points
Season — 4 vs. UMBC (12/22/06)
Career — 4 vs. UMBC (12/22/06)

Field Goals
Season — 1, six times, most recently at Old Dominion (1/24/07)
Career — 1, six times, most recently at Old Dominion (1/24/07)

Field Goal Attempts
Season — 3 at Kansas State (11/11/06); 3 vs. Wagner (11/20/06)
Career — 3 at Kansas State (11/11/06); 3 vs. Wagner (11/20/06)

3-Point Field Goals
Season — None
Career — None

3-Point Field Goal Attempts
Season — None
Career — None

Free Throws
Season — 2 vs. Hampton (12/28/06); 2 vs. UMBC (12/22/06)
Career — 2 vs. Hampton (12/28/06); 2 vs. UMBC (12/22/06)

Free Throw Attempts
Season — 4 vs. North Florida (12/8/06); 4 at Kansas State (11/11/06)
Career — 4 vs. North Florida (12/8/06); 4 at Kansas State (11/11/06)

Rebounds
Season — 3, three times, most recently at Old Dominion (1/24/07)
Career — 3, three times, most recently at Old Dominion (1/24/07)

Assists
Season — 1 vs. Georgia State (1/27/07); 1 vs. UMBC (12/22/06)
Career — 1 vs. Georgia State (1/27/07); 1 vs. UMBC (12/22/06)

Steals
Season — 2 at Old Dominion (1/24/07)
Career — 2 at Old Dominion (1/24/07)

Blocked Shots
Season — 1, four times, most recently vs. Georgia State (1/27/07)
Career — 1, four times, most recently vs. Georgia State (1/27/07)

Minutes
Season — 15 at Old Dominion (1/24/07)
Career — 15 at Old Dominion (1/24/07)

HESS' 2006-07 GAME-BY-GAME STATISTICS

Date	Opp	Min	FG-A	Pct	3FG-A	Pct	FT-A	Pct	O-D	Tot	PF	A	TO	B	S	Pts
N11	at Kansas St.	11	1-3	.333	0-0	.000	1-4	.250	1-2	3	3	0	1	1	0	3
N20	Wagner	8	1-3	.333	0-0	.000	0-0	.000	0-3	3	2	0	1	1	0	2
N25	at Holy Cross						DNP									
N28	at Navy	6	1-1	1.000	0-0	.000	0-0	.000	0-0	0	1	0	0	0	0	2
D1	Jacksonville St.	6	0-1	.000	0-0	.000	0-1	.000	0-1	1	1	0	0	0	0	0
D2	Cornell	3	0-0	.000	0-0	.000	0-0	.000	0-0	0	0	0	0	0	0	0
D5	Towson	6	0-0	.000	0-0	.000	0-0	.000	0-1	1	1	0	0	0	0	0
D8	North Florida	11	1-2	.500	0-0	.000	1-4	.250	1-0	1	0	0	0	0	0	3
D22	UMBC	6	1-1	1.000	0-0	.000	2-2	1.000	0-0	0	2	1	0	0	0	4
D28	Hampton	7	0-0	.000	0-0	.000	2-2	1.000	1-1	2	1	0	2	0	0	2
D31	Richmond						DNP									
J3	at GMU						DNP									
J6	Northeastern						DNP									
J8	at Georgia St.	0+	0-0	.000	0-0	.000	0-0	.000	0-0	0	0	0	0	0	0	0
J10	VCU	1	0-0	.000	0-0	.000	0-0	.000	0-0	0	0	0	1	0	0	0
J13	at Delaware						DNP									
J17	GMU						DNP									
J20	at Hofstra	4	0-0	.000	0-0	.000	0-0	.000	0-0	0	0	0	0	0	0	0
J24	at ODU	15	1-2	.500	0-0	.000	0-0	.000	0-3	3	5	0	3	1	2	2
J27	Georgia State	3	0-0	.000	0-0	.000	0-0	.000	0-1	1	2	1	0	1	0	0
J29	at VCU						DNP									
J31	JMU															
F3	UNCW															
F7	at JMU															
F10	at UNCW															
F14	Drexel															
F17	at Fairfield															
F21	at Drexel															
F24	ODU															

• Games started

HESS' CAREER STATISTICS

Season	G-GS	Min-Avg	FG-A	Pct	3FG-A	Pct	FT-A	Pct	OR-DR	Reb-Avg	PF-FO	A	TO	Blk	St	Pts-Avg
2006-07	14-0	87-6.2	6-13	.462	0-0	.000	6-13	.462	3-12	15-1.1	18-1	2	8	4	2	18-1.3
Career	**14-0**	**87-6.2**	**6-13**	**.462**	**0-0**	**.000**	**6-13**	**.462**	**3-12**	**15-1.1**	**18-1**	**2**	**8**	**4**	**2**	**18-1.3**

HESS' CAA STATISTICS

Season	G-GS	Min-Avg	FG-A	Pct	3FG-A	Pct	FT-A	Pct	OR-DR	Reb-Avg	PF-FO	A	TO	Blk	St	Pts-Avg
2006-07	6-0	29-4.8	1-2	.500	0-0	.000	0-0	.000	0-5	5-0.8	8-1	1	4	2	2	2-0.3
Career	**6-0**	**29-4.8**	**1-2**	**.500**	**0-0**	**.000**	**0-0**	**.000**	**0-5**	**5-0.8**	**8-1**	**1**	**4**	**2**	**2**	**2-0.3**

SINGLE-GAME HIGHS

Points
Season — 18 vs. Towson (12/5/06); 18 at Kansas State (11/11/06)
Career — 18 vs. Towson (12/5/06); 18 at Kansas State (11/11/06)

Field Goals
Season — 5 vs. Towson (12/5/06); 5 at Kansas State (11/11/06)
Career — 5 vs. Towson (12/5/06); 5 at Kansas State (11/11/06)

Field Goal Attempts
Season — 14 at Kansas State (11/11/06)
Career — 14 at Kansas State (11/11/06)

3-Point Field Goals
Season — 4 vs. Northeastern (1/6/07); 4 vs. Towson (12/5/06)
Career — 4 vs. Northeastern (1/6/07); 4 vs. Towson (12/5/06)

3-Point Field Goal Attempts
Season — 9 at Kansas State (11/11/06)
Career — 9 at Kansas State (11/11/06)

Free Throws
Season — 6 at Hofstra (1/20/07)
Career — 6 at Hofstra (1/20/07)

Free Throw Attempts
Season — 7 at Hofstra (1/20/07); 7 at Kansas State (11/11/06)
Career — 7 at Hofstra (1/20/07); 7 at Kansas State (11/11/06)

Rebounds
Season — 9 at Kansas State (11/11/06)
Career — 9 at Kansas State (11/11/06)

Assists
Season — 7 at Kansas State (11/11/06)
Career — 7 at Kansas State (11/11/06)

Steals
Season — 4 at Kansas State (11/11/06)
Career — 4 at Kansas State (11/11/06)

Blocked Shots
Season — None
Career — None

Minutes
Season — 38 at Kansas State (11/11/06)
Career — 38 at Kansas State (11/11/06)

2 DAVID SCHNEIDER

Fr. - G - 6-3 - 175 (Phoenix, Ariz./Brophy Prep)

- Named CAA Rookie of the Week on two occasions (Nov. 13 and Jan. 8)
- Connected on a career-high tying four 3-point field goals, scoring 13 points and pulling down a team-high eight rebounds in a victory over Northeastern (1/6/07)
- Tallied 10 points to go along with four assists in his first career CAA road game at George Mason (1/3/07)
- After missing three games with an injury returned to the floor, coming off the bench to lead W&M with 18 points, including four 3-point field goals against Towson (12/5/06)
- Dished out six assists compared to only one turnover against Wagner (11/20/06)
- Led the Tribe in points (18), rebounds (9), assists (7), steals (4) and minutes played (38) against the Wildcats
- Turned in an impressive performance in the Tribe's exhibition victory over Barton College with 14 points on 5-of-7 shooting to go along with team-highs in assists (7), rebounds (8) and steals (8)
- His eight steals would have established a Kaplan Arena and W&M school-record
- Earned honorable mention 5A All-State honors at Brophy College Prep
- Father, Jeff Schneider, played basketball at Virginia Tech and was drafted by the Houston Rockets in the fifth round of the 1982 NBA Draft

SCHNEIDER'S 2006-07 GAME-BY-GAME STATISTICS

Date	Opp	Min	FG-A	Pct	3FG-A	Pct	FT-A	Pct	O-D	Tot	PF	A	TO	B	S	Pts
N11	• at Kansas St.	38	5-14	.357	3-9	.333	5-7	.714	1-8	9	4	7	5	0	4	18
N20	• Wagner	25	2-3	.667	1-2	.500	3-4	.750	0-2	2	3	6	1	0	1	8
N25	• at Holy Cross	29	1-7	.143	0-2	.000	2-4	.500	0-1	1	4	1	1	0	3	4
N28	at Navy						DNP									
D1	Jacksonville St.						DNP									
D2	Cornell						DNP									
D5	Towson	28	5-9	.556	4-8	.500	2-3	.667	0-2	2	3	2	1	0	1	18
D8	• North Florida	31	2-5	.400	2-4	.500	4-4	1.000	1-2	3	1	5	2	0	2	10
D22	• UMBC	34	3-8	.375	3-6	.500	2-2	1.000	0-1	1	1	2	1	0	0	11
D28	• Hampton	29	1-5	.200	1-5	.200	3-6	.500	0-3	3	4	3	3	0	0	6
D31	• Richmond	32	3-7	.429	3-7	.429	0-1	.000	0-3	3	2	0	4	0	2	9
J3	• at GMU	36	3-8	.375	2-6	.333	2-2	1.000	1-1	2	3	4	3	0	1	10
J6	• Northeastern	31	4-9	.444	4-8	.500	1-2	.500	3-5	8	2	2	0	0	1	13
J8	• at Georgia St.	33	3-9	.333	1-6	.167	0-2	.000	1-5	6	2	4	2	0	2	7
J10	• VCU	35	3-7	.429	2-6	.333	2-5	.400	2-2	4	4	3	3	0	0	10
J13	• at Delaware	33	2-8	.250	1-5	.200	2-2	1.000	2-0	2	4	1	2	0	0	7
J17	• GMU	35	3-7	.429	2-5	.400	3-3	1.000	1-6	7	2	2	2	0	0	11
J20	• at Hofstra	32	0-7	.000	0-5	.000	6-7	.857	1-3	4	3	4	2	0	0	6
J24	• at ODU	27	3-7	.429	3-7	.429	0-0	.000	0-2	2	3	1	1	0	0	9
J27	• Georgia State	32	3-10	.300	2.8	.250	1-2	.500	0-4	4	0	5	1	0	1	9
J29	• at VCU	27	2-7	.286	1-4	.250	0-0	.000	2-0	2	3	1	3	0	2	5
J31	JMU															
F3	UNCW															
F7	at JMU															
F10	at UNCW															
F14	Drexel															
F17	at Fairfield															
F21	at Drexel															
F24	ODU															

• Games started

SCHNEIDER'S CAREER STATISTICS

Season	G-GS	Min-Avg	FG-A	Pct	3FG-A	Pct	FT-A	Pct	OR-DR	Reb-Avg	PF-FO	A	TO	Blk	St	Pts-Avg
2006-07	18-17	567-31.5	48-137	.350	35-105	.333	40-58	.690	15-50	65-3.6	48-0	53	37	0	20	171-9.5
Career	**18-17**	**567-31.5**	**48-137**	**.350**	**35-105**	**.333**	**40-58**	**.690**	**15-50**	**65-3.6**	**48-0**	**53**	**37**	**0**	**20**	**171-9.5**

SCHNEIDER'S CAA STATISTICS

Season	G-GS	Min-Avg	FG-A	Pct	3FG-A	Pct	FT-A	Pct	OR-DR	Reb-Avg	PF-FO	A	TO	Blk	St	Pts-Avg
2006-07	11-10	349-31.7	31-88	.352	22-68	.324	19-28	.679	13-30	43-3.9	29-0	29	20	0	8	105-9.5
Career	**11-10**	**349-31.7**	**31-88**	**.352**	**22-68**	**.324**	**19-28**	**.679**	**13-30**	**43-3.9**	**29-0**	**29**	**20**	**0**	**8**	**105-9.5**

3 ADAM TRUMBOWER

Sr. - G - 6-3 - 190 (Roanoke, Va./Cave Spring)

• Started his third game of the year and finished with eight points, three rebounds, two assists and three steals against Georgia State (1/27/07)
• Knocked down a career-high two 3-point field goals against Georgia State and at Old Dominion (1/24/07)
• In first start of the season vs. Cornell (12/2/06), had seven points and a career-high tying five assists
• Led the Tribe in points with a career-high 12 against Navy (11/28/06)
• Finished 8-of-9 from the free throw line, while also leading the Tribe in rebounds (6) and assists (4) against the Midshipmen
• Team Co-Captain with senior Adam Payton
• Earned scholarship for his senior season after playing his first three years at W&M as a walk on
• Tallied four points in the Tribe's season-opening win over Maine (11/18/05)
• Registered steals against Delaware (2/15/06), Georgia State (2/4/06) and at VCU (1/19/06)
• Became the first walk on to start a game since 1996-97
• Tallied a then career-high eight points and seven rebounds off the bench at Radford (11/24/03)
• Set a career high with five assists in start at Delaware (1/21/04)
• Played 25 minutes with six points, three rebounds and two assists against Liberty (11/23/03) in his first career game.

SINGLE-GAME HIGHS

Points
Season — 12 at Navy (11/28/06)
Career — 12 at Navy (11/28/06)

Field Goals
Season — 2, five times, most recently vs. Georgia State (1/27/07)
Career — 3 vs. Campbell (12/30/03); 3 at Radford (11/24/03)

Field Goal Attempts
Season — 4 vs. Cornell (12/2/06); 4 at Navy (11/28/06)
Career — 7 vs. Campbell (12/30/03); 7 at Radford (11/24/03)

3-Point Field Goals
Season — 2 vs. Georgia State (1/27/07); 2 at Old Dominion (1/24/07)
Career — 2, five times, most recently vs. Georgia State (1/27/07)

3-Point Field Goal Attempts
Season — 3 at Old Dominion (1/24/07); 3 vs. Cornell (12/2/06)
Career — 6 at Radford (11/24/03)

Free Throws
Season — 8 at Navy (11/28/06)
Career — 8 at Navy (11/28/06)

Free Throw Attempts
Season — 9 at Navy (11/28/06)
Career — 9 at Navy (11/28/06)

Rebounds
Season — 6 at Navy (11/28/06)
Career — 7 at Radford (11/24/03)

Assists
Season — 5 vs. Cornell (12/2/06)
Career — 5 vs. Cornell (12/2/06); 5 at Delaware (1/21/04)

Steals
Season — 3 vs. Georgia State (1/27/07); 3 vs. North Florida (12/8/06)
Career — 3 vs. Georgia State (1/27/07); 3 vs. North Florida (12/8/06)

Blocked Shots
Season — None
Career — 1 vs. Drexel (2/2/05); 1 at Towson (1/14/04)

Minutes
Season — 27 vs. Cornell (12/2/06)
Career — 36 at Delaware (1/21/04)

TRUMBOWER'S 2006-07 GAME-BY-GAME STATISTICS

Date	Opp	Min	FG-A	Pct	3FG-A	Pct	FT-A	Pct	O-D	Tot	PF	A	TO	B	S	Pts
N11	at Kansas St.	2	0-0	.000	0-0	.000	0-0	.000	0-1	1	0	0	1	0	0	0
N20	Wagner	16	1-2	.500	0-1	.000	0-0	.000	0-1	1	2	1	1	0	0	2
N25	at Holy Cross	4	0-0	.000	0-0	.000	0-0	.000	0-1	1	1	1	0	0	0	0
N28	at Navy	25	2-4	.500	0-2	.000	8-9	.889	2-4	6	3	4	1	0	0	12
D1	Jacksonville St.	20	0-2	.000	0-1	.000	2-2	1.000	1-4	5	2	1	1	0	1	2
D2	• Cornell	27	2-4	.500	1-3	.333	2-2	1.000	0-2	2	3	5	1	0	0	7
D5	• Towson	20	0-2	.000	0-1	.000	2-2	1.000	1-3	4	2	3	1	0	0	2
D8	North Florida	15	1-3	.333	0-1	.000	0-0	.000	1-2	3	2	2	1	0	3	2
D22	UMBC	9	2-2	1.000	0-0	.000	2-2	1.000	0-0	0	0	0	1	0	0	6
D28	Hampton	11	0-1	.000	0-1	.000	1-2	.500	1-1	2	2	1	4	0	0	1
D31	Richmond	8	0-0	.000	0-0	.000	0-0	.000	0-0	0	1	1	1	0	0	0
J3	at GMU	4	0-0	.000	0-0	.000	0-0	.000	0-0	0	1	0	0	0	0	0
J6	Northeastern	9	0-1	.000	0-0	.000	0-0	.000	0-1	1	1	1	0	0	0	0
J8	at Georgia St.	9	0-1	.000	0-1	.000	0-0	.000	0-1	1	0	0	0	0	0	0
J10	VCU	1	0-0	.000	0-0	.000	0-0	.000	0-0	0	0	0	1	0	0	0
J13	at Delaware	12	0-1	.000	0-1	.000	0-0	.000	0-0	1	0	0	0	0	0	0
J17	GMU	7	0-0	.000	0-0	.000	0-0	.000	0-1	1	0	1	0	0	0	0
J20	at Hofstra	7	0-1	.000	0-0	.000	0-0	.000	0-1	1	1	0	0	0	0	0
J24	at ODU	14	2-3	.667	2-3	.667	0-0	.000	1-0	1	0	0	1	0	0	6
J27	• Georgia State	19	2-2	1.000	2-2	1.000	2-2	1.000	1-2	3	1	2	0	0	3	8
J29	• at VCU	13	0-3	.000	0-1	.000	0-0	.000	1-2	3	1	0	0	0	0	0
J31	JMU															
F3	UNCW															
F7	at JMU															
F10	at UNCW															
F14	Drexel															
F17	at Fairfield															
F21	at Drexel															
F24	ODU															

• Games started

TRUMBOWER'S CAREER STATISTICS

Season	G-GS	Min-Avg	FG-A	Pct	3FG-A	Pct	FT-A	Pct	OR-DR	Reb-Avg	PF-FO	A	TO	Blk	St	Pts-Avg
2003-04	28-2	482-17.2	19-74	.257	9-55	.164	16-24	.667	14-28	42-1.5	32-0	36	28	1	5	63-2.3
2004-05	15-1	90-6.0	6-18	.333	3-10	.300	11-11	1.000	4-10	14-0.9	5-0	6	7	1	3	26-1.7
2005-06	21-0	106-5.0	2-18	.111	1-9	.111	7-9	.778	2-5	7-0.3	13-0	5	8	0	3	12-0.6
2006-07	21-4	252-12.0	12-32	.375	5-18	.278	19-21	.905	9-27	36-1.7	24-0	23	14	0	7	46-2.2
Career	**85-7**	**935-11.0**	**39-140**	**.279**	**18-92**	**.196**	**53-65**	**.815**	**29-70**	**99-1.2**	**73-0**	**70**	**57**	**2**	**18**	**147-1.7**

TRUMBOWER'S CAA STATISTICS

Season	G-GS	Min-Avg	FG-A	Pct	3FG-A	Pct	FT-A	Pct	OR-DR	Reb-Avg	PF-FO	A	TO	Blk	St	Pts-Avg
2003-04	18-2	278-15.4	6-35	.171	3-26	.115	7-11	.636	7-8	15-0.8	22-0	22	16	1	3	22-1.2
2004-05	8-1	58-7.3	4-10	.400	1-4	.250	8-8	1.000	2-5	7-0.9	4-0	4	4	1	1	17-2.1
2005-06	15-0	87-5.8	1-12	.083	1-7	.143	5-7	.714	1-5	6-0.4	9-0	5	7	0	3	8-0.5
2006-07	11-3	126-11.5	4-14	.286	4-9	.444	4-4	1.000	4-11	15-1.4	8-0	7	2	0	3	16-1.5
Career	**52-6**	**538-10.3**	**15-71**	**.211**	**9-46**	**.196**	**24-30**	**.800**	**14-29**	**43-0.8**	**41-0**	**38**	**29**	**2**	**10**	**54-1.0**

SINGLE-GAME HIGHS

Points
Season — 16 at Delaware (1/13/07)
Career — 16 at Delaware (1/13/07)

Field Goals
Season — 5 at Delaware (1/13/07)
Career — 5 at Delaware (1/13/07)

Field Goal Attempts
Season — 9 at Delaware (1/13/07)
Career — 9 at Delaware (1/13/07)

3-Point Field Goals
Season — 1 at Hofstra (1/20/07)
1 at Georgia State (1/8/07)
Career — 1 at Hofstra (1/20/07)
1 at Georgia State (1/8/07)

3-Point Field Goal Attempts
Season — 2 at Hofstra (1/20/07)
Career — 2 at Hofstra (1/20/07)

Free Throws
Season — 6 at Delaware (1/13/07)
Career — 6 at Delaware (1/13/07)

Free Throw Attempts
Season — 6 at Delaware (1/13/07)
Career — 6 at Delaware (1/13/07)
6 vs. Maine (11/18/05)

Rebounds
Season — 9 at Delaware (1/13/07)
Career — 9 at Delaware (1/13/07)

Assists
Season — 1, six times, most recently vs. Georgia State (1/27/07)
Career — 1, 10 times, most recently vs. Georgia State (1/27/07)

Steals
Season — 2 at Navy (11/28/06)
Career — 2 at Navy (11/28/06)
2 at Towson (12/3/05)

Blocked Shots
Season — 2 vs. Hampton (12/28/06)
Career — 3 vs.Maine (11/18/05)

Minutes
Season — 24 at Delaware (1/13/07)
Career — 24 at Delaware (1/13/07)

4 ALEX SMITH

So. - F - 6-5 - 250 (Greenville, S.C./Oak Hill Academy (Va.))

- Scored seven or more points off the Tribe bench in eight of the last 13 games, leading W&M in scoring off the bench those eight games as well
- Despite only starting two game, has led the Tribe in rebounding on five different occasions
- Hit his second 3-pointer of the season at Hofstra on his way to eight points and a team-high six rebounds
- Turned a career effort at Delaware (1/13/07) with 16 points on 5-of-9 from the field and 6-of-6 from the free throw line, including a team-high nine rebounds
- Scored 12 points and pulled down a team high five rebounds in 23 minutes vs. VCU (1/10/07)
- Connected on first career 3-pointer from the top of the key at Georgia State (1/8/07)
- Came off the bench and scored 11 points on 4-of-5 shooting from the field to go along with four rebounds in the Tribe's win at George Mason (1/3/07)
- Had a trio of 3-point plays on the block vs. the Patriots
- Started his first game of the season vs. Jacksonville State (12/1/06)
- Scored a then career-high 10 points in his first career game against Maine (11/18/05)
- Played for national power Oak Hill Academy in 2004-05, which ended the season ranked No. 1 in the nation in the *USA Today* Super 25 Boys' Basketball Rankings and finished the season with a record of 34-2

SMITH'S 2006-07 GAME-BY-GAME STATISTICS

Date	Opp	Min	FG-A	Pct	3FG-A	Pct	FT-A	Pct	O-D	Tot	PF	A	TO	B	S	Pts
N11	at Kansas St.	13	1-4	.250	0-0	.000	0-0	.000	1-2	3	2	0	0	0	0	2
N20	Wagner	12	1-4	.250	0-0	.000	0-1	.000	1-4	5	3	0	0	1	0	2
N25	at Holy Cross	11	1-2	.500	0-0	.000	1-1	1.000	0-2	2	5	0	1	1	0	3
N28	at Navy	19	4-6	.667	0-1	.000	1-4	.250	2-2	4	2	1	2	0	2	9
D1	• Jacksonville St.	17	1-3	.333	0-0	.000	0-0	.000	2-1	3	0	0	2	0	0	2
D2	Cornell	16	3-6	.500	0-0	.000	0-2	.000	1-1	2	1	0	2	0	1	6
D5	• Towson	10	0-1	.000	0-0	.000	0-0	.000	0-2	2	0	0	0	0	0	0
D8	North Florida	9	1-2	.500	0-0	.000	1-2	.500	1-0	1	1	0	0	0	0	3
D22	UMBC	15	4-8	.500	0-0	.000	1-1	1.000	1-4	5	2	0	2	0	0	9
D28	Hampton	21	4-7	.571	0-1	.000	0-0	.000	1-2	3	3	1	1	2	0	8
D31	Richmond	20	4-5	.800	0-0	.000	4-5	.800	2-2	4	3	0	2	0	1	12
J3	at GMU	14	4-5	.800	0-0	.000	3-3	1.000	1-3	4	1	1	1	0	0	11
J6	Northeastern	15	1-2	.500	0-0	.000	2-2	1.000	0-1	1	3	1	1	0	0	4
J8	at Georgia St.	11	3-3	1.000	1-1	1.000	0-0	.000	0-1	1	4	0	2	0	0	7
J10	VCU	23	4-5	.800	0-0	.000	4-5	.800	3-2	5	3	0	2	0	0	12
J13	at Delaware	24	5-9	.556	0-1	.000	6-6	1.000	7-2	9	3	0	1	0	0	16
J17	GMU	2	0-0	.000	0-0	.000	0-0	.000	0-0	0	2	0	1	0	0	0
J20	at Hofstra	17	3-6	.500	1-2	.500	1-1	1.000	3-3	6	1	1	3	0	0	8
J24	at ODU	11	0-1	.000	0-0	.000	1-2	.500	0-3	3	0	0	1	0	0	1
J27	Georgia State	12	1-1	1.000	0-0	.000	1-2	.500	2-1	3	1	1	1	0	0	3
J29	at VCU	11	3-6	.500	0-0	.000	0-0	.000	2-1	3	0	0	0	0	0	6
J31	JMU															
F3	UNCW															
F7	at JMU															
F10	at UNCW															
F14	Drexel															
F17	at Fairfield															
F21	at Drexel															
F24	ODU															

• Games started

SMITH'S CAREER STATISTICS

Season	G-GS	Min-Avg	FG-A	Pct	3FG-A	Pct	FT-A	Pct	OR-DR	Reb-Avg	PF-FO	A	TO	Blk	St	Pts-Avg
2005-06	27-3	252-9.3	23-51	.451	0-1	.000	23-35	.657	16-40	56-2.1	25-1	4	21	6	5	69-2.6
2006-07	21-2	303-14.4	48-86	.558	2-6	.333	26-37	.703	30-39	69-3.3	40-1	6	23	4	4	124-5.9
Career	**49-5**	**555-11.3**	**71-137**	**.518**	**2-7**	**.286**	**49-72**	**.681**	**46-79**	**125-2.6**	**65-2**	**10**	**44**	**10**	**9**	**193-3.9**

SMITH'S CAA STATISTICS

Season	G-GS	Min-Avg	FG-A	Pct	3FG-A	Pct	FT-A	Pct	OR-DR	Reb-Avg	PF-FO	A	TO	Blk	St	Pts-Avg
2005-06	17-1	160-9.4	14-29	.483	0-1	.000	13-20	.650	10-27	37-2.2	17-1	2	11	2	3	41-2.4
2006-07	11-1	150-13.6	24-39	.615	2-4	.500	18-21	.857	18-19	37-3.4	18-0	4	13	0	0	68-6.2
Career	**28-2**	**310-11.1**	**38-68**	**.559**	**2-5**	**.400**	**31-41**	**.757**	**28-46**	**74-2.6**	**35-1**	**6**	**24**	**2**	**3**	**109-3.9**

11 NATHAN MANN

Jr. - G - 6-2 - 190 (Overland Park, Kan./St. Thomas Aquinas)

• Finished with seventh double-digit performance of the season, scoring 13 points as he connected on 5-of-7 from the field and 3-of-5 from 3-point range vs. George Mason (1/16/07)
• Scored 11 of his team-high 14 points in the first half of the Tribe's win at George Mason (1/3/07), hitting on four 3-pointers for the second time this season
• Led W&M with 13 points and a career-high nine rebounds in the victory over North Florida (12/8/06)
• Connected on four 3-point field goals, finishing with a season-high 15 points against Cornell (12/2/06)
• Finished with 12 points on 5-of-9 from the floor, including a pair of 3-point field goals, to go along with team highs in rebounds (6) and assists (4) against Holy Cross (11/25/06)
• Knocked down four, or more, 3-pointers on seven occasions, including three contests of five trifectas
• Notched his second career 20-plus point game with a season-high 21 at Georgia State (1/14/06), including five 3-point field goals
• Scored career-high 25 points, shooting 10-of-19 from the floor and 5-of-11 from the 3-point line in 41 minutes in double-overtime game against George Mason (2/12/05)

SINGLE-GAME HIGHS

Points
Season 15 vs. Cornell (12/2/06)
Career 25 vs. George Mason (2/12/05)

Field Goals
Season 5, four times, most recently vs. George Mason (1/16/07)
Career 10 vs. George Mason (2/12/05)

Field Goal Attempts
Season 13 vs. Cornell (12/2/06)
Career 19 vs. George Mason (2/12/05)

3-Point Field Goals
Season 4 at George Mason (1/3/07)
4 vs. Cornell (12/2/06)
Career 5, four times, most recently at Georgia State (1/14/06)

3-Point Field Goal Attempts
Season 10 vs. Cornell (12/2/06)
Career 11 vs. George Mason (2/12/05)

Free Throws
Season 4 vs. North Florida (12/8/06)
4 vs. Towson (12/5/06)
Career 4, six times, most recently vs. North Florida (12/8/06)

Free Throw Attempts
Season 4 vs. North Florida (12/8/06)
4 vs. Towson (12/5/06)
Career 6 vs. Hampton (12/30/04)

Rebounds
Season 9 vs. North Florida (12/8/06)
Career 9 vs. North Florida (12/8/06)

Assists
Season 4, four times, most recently at Hofstra (1/20/07)
Career 6 vs. Towson (1/26/05)

Steals
Season 2 vs. Northeastern (1/6/07)
2 vs. Towson (12/5/06)
Career 5 vs. Maine (11/18/05)
5 vs. Longwood (12/1/04)

Blocked Shots
Season 1 vs. Northeastern (1/6/07)
1 vs. Wagner (11/20/06)
Career 1, five times, most recently vs. Northeastern (1/6/07)

Minutes
Season 33 vs. VCU (1/10/07)
Career 41 vs. George Mason (2/12/05)

MANN'S 2006-07 GAME-BY-GAME STATISTICS

Date	Opp	Min	FG-A	Pct	3FG-A	Pct	FT-A	Pct	O-D	Tot	PF	A	TO	B	S	Pts
N11	• at Kansas St.	20	2-6	.333	1-5	.200	0-0	.000	1-0	1	5	1	1	0	1	5
N20	• Wagner	23	0-6	.000	0-3	.000	0-0	.000	0-3	3	0	1	0	1	1	0
N25	• at Holy Cross	27	5-9	.556	2-5	.400	0-1	.000	0-6	6	3	4	0	0	0	12
N28	• at Navy	26	1-6	.167	1-6	.167	0-0	.000	0-2	2	2	3	2	0	0	3
D1	• Jacksonville St.	28	4-8	.500	0-3	.000	0-0	.000	0-5	5	2	2	4	0	1	8
D2	Cornell	29	5-13	.385	4-10	.400	1-2	.500	0-4	4	2	1	0	0	0	15
D5	• Towson	24	1-8	.125	0-6	.000	4-4	1.000	0-0	0	1	2	0	0	2	6
D8	• North Florida	29	4-11	.364	1-6	.167	4-4	1.000	1-8	9	2	3	1	0	0	13
D22	• UMBC	26	1-4	.250	0-2	.000	3-3	1.000	0-0	0	1	2	2	0	0	5
D28	• Hampton	30	4-8	.500	2-5	.400	2-2	1.000	2-1	3	2	1	3	0	1	12
D31	• Richmond	32	1-8	.125	0-2	.000	1-2	.500	1-7	8	1	4	1	0	0	3
J3	• at GMU	32	5-11	.455	4-9	.444	0-1	.000	0-0	0	1	1	1	0	0	14
J6	• Northeastern	29	1-6	.167	0-3	.000	0-0	.000	1-4	5	0	1	4	1	2	2
J8	• at Georgia St.	29	3-9	.333	1-6	.167	0-0	.000	1-5	6	0	4	1	0	1	7
J10	• VCU	33	4-7	.571	3-4	.750	3-3	1.000	1-4	5	4	2	2	0	1	14
J13	• at Delaware	25	1-8	.125	0-6	.000	0-0	.000	0-3	3	2	2	1	0	1	2
J17	• GMU	32	5-7	.714	3-5	.600	0-0	.000	0-4	4	2	1	0	0	1	13
J20	• at Hofstra	28	3-10	.300	3-8	.375	0-0	.000	0-0	0	5	4	2	0	0	9
J24	• at ODU	23	0-5	.000	0-2	.000	0-0	.000	0-3	3	0	3	1	0	0	0
J27	Georgia State	21	2-5	.400	1-4	.250	0-0	.000	1-0	1	2	1	1	0	1	5
J29	at VCU	27	2-2	1.000	2-2	1.000	0-0	.000	0-1	1	2	2	4	0	0	6
J31	JMU															
F3	UNCW															
F7	at JMU															
F10	at UNCW															
F14	Drexel															
F17	at Fairfield															
F21	at Drexel															
F24	ODU															

• Games started

MANN'S CAREER STATISTICS

Season	G-GS	Min-Avg	FG-A	Pct	3FG-A	Pct	FT-A	Pct	OR-DR	Reb-Avg	PF-FO	A	TO	Blk	St	Pts-Avg
2004-05	29-18	696-24.0	82-226	.363	37-121	.306	25-36	.694	10-58	68-2.3	37-0	76	67	3	25	226-7.8
2005-06	28-7	611-21.8	72-196	.367	51-124	.411	23-30	.767	7-56	63-2.3	46-0	46	31	0	21	218-7.8
2006-07	21-18	573-27.3	54-158	.342	28-105	.267	18-22	.818	8-61	69-3.3	39-2	45	31	2	13	154-7.3
Career	**78-53**	**1880-24.1**	**208-581**	**.358**	**116-347**	**.334**	**66-88**	**.750**	**25-175**	**200-2.6**	**123-2**	**167**	**128**	**5**	**59**	**598-7.7**

MANN'S CAA STATISTICS

Season	G-GS	Min-Avg	FG-A	Pct	3FG-A	Pct	FT-A	Pct	OR-DR	Reb-Avg	PF-FO	A	TO	Blk	St	Pts-Avg
2004-05	18-11	460-25.6	54-150	.360	21-77	.273	16-22	.727	7-36	43-2.4	25-0	47	33	2	13	145-8.1
2005-06	18-3	365-20.3	45-124	.363	34-81	.420	16-22	.727	4-29	33-1.8	26-0	26	18	0	8	140-7.8
2006-07	11-9	303-27.5	27-78	.346	17-55	.309	7-8	.875	4-24	28-2.5	19-1	23	17	1	9	78-7.1
Career	**47-23**	**1107-23.6**	**126-352**	**.358**	**72-213**	**.338**	**39-52**	**.750**	**15-89**	**104-2.2**	**70-1**	**97**	**68**	**3**	**30**	**363-7.7**

SINGLE-GAME HIGHS

Points
Season None
Career None

Field Goals
Season None
Career None

Field Goal Attempts
Season None
Career None

3-Point Field Goals
Season None
Career None

3-Point Field Goal Attempts
Season None
Career None

Free Throws
Season None
Career None

Free Throw Attempts
Season 1 vs. Wagner (11/20/06)
Career 1 vs. Wagner (11/20/06)

Rebounds
Season 1 vs. Wagner (11/20/06)
Career 1 vs. Wagner (11/20/06)

Assists
Season None
Career None

Steals
Season None
Career None

Blocked Shots
Season 1 vs. Wagner (11/20/06)
Career 1 vs. Wagner (11/20/06)

Minutes
Season 2 vs. Wagner (11/20/06)
Career 2 vs. Wagner (11/20/06)

12 MARCUS BARNETT

Jr. - G - 6-2 - 195 (Hampton, Va./Phoebus)

- Saw the first action of his W&M career against Wagner (11/20/06) and finished with a rebound and a blocked shot
- Joined the Tribe as a walk-on prior to the 2006-07 season
- A three-year letterwinner as a point and shooting guard at Phoebus
- A 2004 Basketball Zooms Scholar-Athlete Award winner
- Was the Phoebus team captain in 2003-04
- Lived and grew up in Italy

BARNETT'S 2006-07 GAME-BY-GAME STATISTICS

Date	Opp	Min	FG-A	Pct	3FG-A	Pct	FT-A	Pct	O-D	Tot	PF	A	TO	B	S	Pts
N11	at Kansas St.						DNP									
N20	Wagner	2	0-0	.000	0-0	.000	0-1	.000	0-1	1	1	0	0	1	0	0
N25	at Holy Cross						DNP									
N28	at Navy						DNP									
D1	Jacksonville St.						DNP									
D2	Cornell						DNP									
D5	Towson						DNP									
D8	North Florida	1	0-0	.000	0-0	.000	0-0	.000	0-0	0	0	0	0	0	0	0
D22	UMBC						DNP									
D28	Hampton						DNP									
D31	Richmond						DNP									
J3	at GMU						DNP									
J6	Northeastern						DNP									
J8	at Georgia St.	0+	0-0	.000	0-0	.000	0-0	.000	0-0	0	0	0	1	0	0	0
J10	VCU						DNP									
J13	at Delaware						DNP									
J17	GMU						DNP									
J20	at Hofstra						DNP									
J24	at ODU						DNP									
J27	Georgia State	1	0-0	.000	0-0	.000	0-0	.000	0-0	0	0	0	1	0	0	0
J29	at VCU						DNP									
J31	JMU															
F3	UNCW															
F7	at JMU															
F10	at UNCW															
F14	Drexel															
F17	at Fairfield															
F21	at Drexel															
F24	ODU															

• Games started

BARNETT'S CAREER STATISTICS

Season	G-GS	Min-Avg	FG-A	Pct	3FG-A	Pct	FT-A	Pct	OR-DR	Reb-Avg	PF-FO	A	TO	Blk	St	Pts-Avg
2006-07	4-0	4-1.0	0-0	.000	0-0	.000	0-1	.000	0-1	1-0.3	1-0	0	2	1	0	0-0.0
Career	**4-0**	**4-1.0**	**0-0**	**.000**	**0-0**	**.000**	**0-1**	**.000**	**0-1**	**1-0.3**	**1-0**	**0**	**2**	**1**	**0**	**0-0.0**

BARNETT'S CAA STATISTICS

Season	G-GS	Min-Avg	FG-A	Pct	3FG-A	Pct	FT-A	Pct	OR-DR	Reb-Avg	PF-FO	A	TO	Blk	St	Pts-Avg
2006-07	2-0	1-0.5	0-0	.000	0-0	.000	0-0	.000	0-0	0-0.0	0-0	0	2	0	0	0-0.0
Career	**2-0**	**1-0.5**	**0-0**	**.000**	**0-0**	**.000**	**0-0**	**.000**	**0-0**	**0-0.0**	**0-0**	**0**	**2**	**0**	**0**	**0-0.0**

13 LAIMIS KISIELIUS

Jr. - F - 6-8 - 210 (Vilnius, Lithuania/Miller School (Va.))

- Has led W&M in scoring on nine occasions
- Ranks 18th in the CAA in scoring at 12.4 points per game and sixth in field goal percentage at 49.4 percent
- Averages 3.1 assists with an assist-to-turnover ratio of 1.36 in CAA play
- Scored a season-high 22 points on 8-of-17 from the field at VCU (1/29/07)
- Equalled a career-high with five assists to go along with a team-high 17 points vs. Georgia State (1/27/07)
- Tallied a team-high 17 points on 7-of-11 shooting against George Mason (1/16/07)
- Had an all-around game at George Mason (1/3/07), equalling a season-high with eight rebounds and tying a career-high with five assists
- Led W&M for the fourth time on the year with 19 points, including a career-high tying two block shots in a win over UMBC (12/22/06)
- Posted back-to-back 20-point games vs. Cornell (12/2/06) and Jacksonville State (12/1/06) to earn W&M Tip-Off Classic All-Tournament team honors
- Played for Lithuania in the Global Games over the summer and helped his squad to a silver medal in the tournament
- Had eight games of five or more rebounds, including a career-high nine at UMBC(12/17/05)
- CAA All-Rookie selection in 2004-05
- Tallied a career-high 23 points, along with five assists, at UNC Wilmington (2/9/04)

KISIELIUS' 2006-07 GAME-BY-GAME STATISTICS

Date	Opp	Min	FG-A	Pct	3FG-A	Pct	FT-A	Pct	O-D	Tot	PF	A	TO	B	S	Pts
N11	at Kansas St.	35	5-7	.714	3-3	1.000	3-4	.750	1-1	2	3	2	3	0	1	16
N20	• Wagner	28	8-12	.667	2-4	.500	0-1	.000	0-2	2	4	1	3	0	3	18
N25	• at Holy Cross	30	4-10	.400	2-4	.500	0-0	.000	1-2	3	1	1	5	1	0	10
N28	• at Navy	26	2-3	.667	0-0	.000	4-5	.800	0-4	4	1	0	3	0	1	8
D1	• Jacksonville St.	31	5-6	.833	1-2	.500	9-12	.750	3-3	6	0	1	6	0	1	20
D2	Cornell	35	7-12	.583	3-6	.500	4-4	1.000	3-3	6	2	4	1	0	1	21
D5	• Towson	29	0-6	.000	0-3	.000	0-0	.000	0-0	0	0	4	1	0	0	0
D8	• North Florida	30	2-5	.400	0-2	.000	1-2	.500	2-0	2	1	3	1	2	1	5
D22	• UMBC	34	5-7	.714	2-3	.667	7-8	.875	2-1	3	1	2	2	2	1	19
D28	• Hampton	31	4-5	.800	2-2	1.000	8-12	.667	0-1	1	3	3	3	0	1	18
D31	• Richmond	30	4-6	.667	1-3	.333	2-4	.500	3-5	8	1	3	2	2	0	11
J3	• at GMU	29	2-7	.286	0-1	.000	5-6	.833	4-4	8	2	5	4	0	1	9
J6	• Northeastern	28	3-9	.333	1-5	.200	2-4	.500	1-1	2	2	2	2	1	1	9
J8	• at Georgia St.	26	4-9	.444	3-4	.750	1-2	.500	1-2	3	3	1	2	0	1	12
J10	• VCU	27	1-10	.100	1-6	.167	4-4	1.000	0-2	2	4	2	1	0	0	7
J13	• at Delaware	23	0-4	.000	0-1	.000	2-2	1.000	2-5	7	3	3	3	0	0	2
J17	• GMU	35	7-11	.636	3-5	.600	0-0	.000	2-4	6	5	4	1	0	0	17
J20	• at Hofstra	32	7-13	.538	1-2	.500	0-1	.000	1-5	6	4	2	1	0	1	15
J24	• at ODU	17	1-4	.250	1-3	.333	1-2	.500	0-1	1	3	3	4	0	0	4
J27	• Georgia State	31	7-11	.636	2-5	.400	1-2	.500	1-1	2	0	5	2	1	0	17
J29	• at VCU	31	8-17	.471	2-5	.400	4-4	1.000	1-3	4	2	3	4	0	0	22
J31	JMU															
F3	UNCW															
F7	at JMU															
F10	at UNCW															
F14	Drexel															
F17	at Fairfield															
F21	at Drexel															
F24	ODU															

• Games started

SINGLE-GAME HIGHS

Points
Season — 22 at VCU (1/29/07)
Career — 23 at UNC Wilmington (2/9/05)

Field Goals
Season — 8 at VCU (1/29/07); 8 vs. Wagner (11/20/06)
Career — 8 at VCU (1/29/07); 8 vs. Wagner (11/20/06)

Field Goal Attempts
Season — 13 at Hofstra (1/20/07)
Career — 15 at UNC Wilmington (2/9/05)

3-Point Field Goals
Season — 3, four times, most recently vs. George Mason (1/16/07)
Career — 3, six times, most recently vs. George Mason (1/16/07)

3-Point Field Goal Attempts
Season — 6 vs. Cornell (12/2/06)
Career — 8 at UNC Wilmington (2/9/05)

Free Throws
Season — 9 vs. Jacksonville State (12/1/06)
Career — 9 vs. Jacksonville State (12/1/06)

Free Throw Attempts
Season — 12 vs. Hampton (12/28/06); 12 vs. Jacksonville State (12/1/06)
Career — 12 vs. Hampton (12/28/06); 12 vs. Jacksonville State (12/1/06)

Rebounds
Season — 8 at George Mason (1/3/07); 8 vs. Richmond (12/31/06)
Career — 9 at UMBC (12/17/05)

Assists
Season — 5 vs. Georgia State (1/27/07); 5 at George Mason (1/3/07)
Career — 5, four times, most recently vs. Georgia State (1/27/07)

Steals
Season — 3 vs. Wagner (11/20/06)
Career — 3 vs. Wagner (11/20/06)

Blocked Shots
Season — 2, three times, most recently vs. Richmond (12/31/06)
Career — 2, four times, most recently vs. Richmond (12/31/06)

Minutes
Season — 35, three times, most recently vs. George Mason (1/16/07)
Career — 35, six times, most recently

KISIELIUS' CAREER STATISTICS

Season	G-GS	Min-Avg	FG-A	Pct	3FG-A	Pct	FT-A	Pct	OR-DR	Reb-Avg	PF-FO	A	TO	Blk	St	Pts-Avg
2004-05	28-20	710-25.4	78-203	.384	19-63	.302	69-90	.767	22-65	87-3.1	55-3	53	60	4	14	244-8.7
2005-06	28-25	634-22.6	68-198	.343	12-60	.200	51-68	.750	30-67	97-3.5	53-2	41	64	1	14	199-7.1
2006-07	21-20	618-29.4	86-174	.494	30-69	.435	58-79	.734	28-50	78-3.7	47-1	54	54	9	14	260-12.4
Career	**77-65**	**1962-25.5**	**232-575**	**.403**	**60-188**	**.319**	**178-237**	**.751**	**80-182**	**262-3.4**	**156-6**	**148**	**178**	**14**	**42**	**703-9.1**

KISIELIUS' CAA STATISTICS

Season	G-GS	Min-Avg	FG-A	Pct	3FG-A	Pct	FT-A	Pct	OR-DR	Reb-Avg	PF-FO	A	TO	Blk	St	Pts-Avg
2004-05	18-14	504-28.0	57-145	.393	13-36	.361	54-69	.783	17-46	63-3.5	35-1	36	39	4	4	181-10.1
2005-06	18-15	390-21.7	40-125	.320	6-36	.167	31-40	.775	18-27	45-2.5	37-2	25	38	1	9	117-6.5
2006-07	11-11	308-28.0	40-101	.396	14-40	.350	20-27	.741	13-28	41-3.7	28-1	34	25	2	4	114-10.4
Career	**47-40**	**1204-25.6**	**137-371**	**.369**	**33-112**	**.295**	**105-136**	**.772**	**48-101**	**149-3.2**	**100-4**	**95**	**102**	**7**	**17**	**412-8.8**

SINGLE-GAME HIGHS

Points
Season 12 vs. Georgia State (1/27/07)
Career 16 vs. James Madison (1/28/06)

Field Goals
Season 4, three times, most recently vs. Georgia State (1/27/07)
Career 6 vs. Campbell (11/26/05)

Field Goal Attempts
Season 8 vs. George Mason (1/16/07)
Career 8 vs. George Mason (1/16/07)

3-Point Field Goals
Season 2 vs. Georgia State (1/27/07)
Career 2 vs. Georgia State (1/27/07)

3-Point Field Goal Attempts
Season 2 at VCU (1/29/07)
2 vs. Georgia State (1/27/07)
Career 2 at VCU (1/29/07)
2 vs. Georgia State (1/27/07)

Free Throws
Season 4 vs. North Florida (12/8/06)
Career 8 vs. James Madison (1/28/06)

Free Throw Attempts
Season 8 vs. North Florida (12/8/06)
Career 11 vs. James Madison (1/28/06)

Rebounds
Season 8 vs. Richmond (12/31/06)
Career 8 vs. Richmond (12/31/06)

Assists
Season 4, three times, most recently at Georgia State (1/8/07)
Career 4, three times, most recently at Georgia State (1/8/07)

Steals
Season 2 vs. North Florida (12/8/06)
Career 2, three times, most recently vs. North Florida (12/8/06)

Blocked Shots
Season 2 vs. North Florida (12/8/06)
Career 2 vs. North Florida (12/8/06)
2 at Old Dominion (2/9/06)

Minutes
Season 30 vs. Cornell (12/2/06)
Career 30 vs. Cornell (12/2/06)

15 PETER STEIN

So. - F - 6-9 - 225 (Houton, Texas/Westbury Christian)

- Scored a season-high 12 points, while connecting on two 3-point field goals against Georgia State (1/27/07)
- Led W&M in rebounding on a team-high six occasions
- Connected on 3-pointer for the second straight game at Georgia State (1/8/07) finishing with five points and team-highs in rebounds (7) and assists (4)
- Tallied nine points, including his first career 3-point field goal vs. Northeastern (1/6/07)
- Led the Tribe with a career-high eight rebounds in the College's victory over Richmond (12/31/06)
- Tallied his fourth career double-digit performance with 10 points against North Florida to go along with a career-high two blocked shots
- Played 28 minutes off the bench in the CAA opener against Towson and contributed a season-high six points, a team-high four rebounds and tied his career-high with four assists, while shooting 3-of-4 from the field
- Led the Tribe with six rebounds and four assists against Jacksonville State (12/1/06), both totals were career highs
- Started the Tribe's exhibition opening victory over Barton College, scoring seven points and pulling down two rebounds
- Played in 25 contests, while making a trio of starts as a freshman
- Had a career high 16 points on a perfect 4-of-4 from the field and 8-of-11 from the free throw line in an 86-68 victory over James Madison (1/28/06)
- Helped team win three Texas Private School state championships

STEIN'S 2006-07 GAME-BY-GAME STATISTICS

Date	Opp	Min	FG-A	Pct	3FG-A	Pct	FT-A	Pct	O-D	Tot	PF	A	TO	B	S	Pts
N11	• at Kansas St.	20	2-4	.500	0-0	.000	0-0	.000	3-3	6	4	2	2	0	0	4
N20	• Wagner	7	1-1	1.000	0-0	.000	0-0	.000	0-0	0	4	1	1	0	0	2
N25	at Holy Cross	18	1-1	1.000	0-0	.000	1-2	.500	0-0	0	2	0	4	0	0	3
N28	• at Navy	13	2-2	1.000	0-0	.000	0-0	.000	1-1	2	0	0	1	0	0	4
D1	Jacksonville St.	20	1-1	1.000	0-0	.000	0-2	.000	2-4	6	1	4	3	0	0	2
D2	• Cornell	30	1-1	1.000	0-0	.000	0-3	.000	3-1	4	2	2	2	1	0	2
D5	Towson	28	3-4	.750	0-0	.000	0-1	.000	1-3	4	3	4	2	0	0	6
D8	• North Florida	23	3-4	.750	0-1	.000	4-8	.500	0-4	4	3	0	1	2	2	10
D22	• UMBC	19	2-5	.400	0-0	.000	0-0	.000	0-2	2	3	0	0	0	1	4
D28	• Hampton	20	2-3	.667	0-0	.000	3-3	1.000	2-1	3	4	1	3	0	0	7
D31	• Richmond	20	1-2	.500	0-1	.000	2-3	.667	4-4	8	2	1	1	0	0	4
J3	• at GMU	26	2-3	.667	0-0	.000	0-0	.000	1-2	3	4	1	0	0	0	4
J6	• Northeastern	24	4-7	.571	1-1	1.000	0-0	.000	0-3	3	1	0	2	0	1	9
J8	• at Georgia St.	26	2-2	1.000	1-1	1.000	0-0	.000	1-6	7	2	4	2	0	0	5
J10	• VCU	13	0-2	.000	0-1	.000	0-0	.000	0-1	1	5	0	1	0	1	0
J13	• at Delaware	13	2-4	.600	0-0	.000	1-2	.500	0-2	2	2	0	1	0	1	5
J17	• GMU	28	4-8	.500	0-1	.000	0-0	.000	1-1	2	1	0	2	0	0	8
J20	• at Hofstra	20	3-5	.600	0-1	.000	0-0	.000	1-0	1	5	1	2	1	0	6
J24	• at ODU	14	1-3	.333	0-0	.000	0-0	.000	1-0	1	4	1	1	1	0	2
J27	• Georgia State	24	4-5	.800	2-2	1.000	2-2	1.000	1-3	4	3	0	0	1	1	12
J29	• at VCU	24	1-3	.333	1-2	.500	3-4	.750	1-2	3	2	2	1	0	0	6
J31	JMU															
F3	UNCW															
F7	at JMU															
F10	at UNCW															
F14	Drexel															
F17	at Fairfield															
F21	at Drexel															
F24	ODU															

• Games started

STEIN'S CAREER STATISTICS

Season	G-GS	Min-Avg	FG-A	Pct	3FG-A	Pct	FT-A	Pct	OR-DR	Reb-Avg	PF-FO	A	TO	Blk	St	Pts-Avg
2005-06	25-3	371-14.8	41-71	.577	0-6	.000	19-32	.594	19-30	49-2.0	44-1	18	33	4	9	101-4.0
2006-07	21-18	430-20.5	42-70	.600	5-11	.455	16-30	.533	23-43	66-3.1	57-2	24	32	6	7	105-5.0
Career	**46-21**	**801-17.4**	**83-141**	**.589**	**5-17**	**.294**	**35-62**	**.565**	**42-73**	**115-2.5**	**101-3**	**42**	**65**	**10**	**16**	**206-4.5**

STEIN'S CAA STATISTICS

Season	G-GS	Min-Avg	FG-A	Pct	3FG-A	Pct	FT-A	Pct	OR-DR	Reb-Avg	PF-FO	A	TO	Blk	St	Pts-Avg
2005-06	17-1	270-15.9	28-51	.549	0-5	.000	18-30	.600	16-19	35-2.1	31-1	13	24	4	6	74-4.4
2006-07	11-10	230-20.9	26-46	.565	5-9	.556	6-9	.667	8-23	31-2.8	29-2	13	14	2	4	63-5.7
Career	**28-11**	**510-18.2**	**54-97**	**.557**	**5-14**	**.357**	**24-39**	**.615**	**24-42**	**66-2.4**	**60-3**	**26**	**38**	**6**	**10**	**137-4.9**

20 KYLE CARRABINE

Jr. - F - 6-7 - 205 (Naperville, Ill./Neuqua Valley)

- One of the Tribe's best threats from 3-point range, connecting on 33.3 percent in 13.4 minutes a game off the bench
- Played 19 minutes at Georgia State (1/8/07) and scored five straight points to answer a Panther run, including an NBA 3-pointer as the shot clock expired
- Gave W&M its first lead at George Mason (1/3/07) with a 3-pointer from the right wing midway through the first half
- Connected on a pair of 3-pointers during a two-minute span late in the first half to give the Tribe a halftime lead against Hampton (12/28/06)
- Came off the bench to tally career highs in rebounds (4) and steals (1) to go along with five points against UMBC (12/22/06)
- In his second career start vs. Towson (12/5/06), scored a career-high 10 points, while connecting on 3-of-6 from 3-point range
- Started his first career game against Jacksonville State (12/1/06) and finished with two points, two rebounds and an assist
- Notched then-career highs in minutes (18), points (9) and 3-point field goals made (3) against Navy (11/28/06)
- All three of his treys against Navy came in the first half to keep the Tribe within striking distance
- Knocked down his lone 3-point field goal on the season on his way to scoring a then career-high five points at Old Dominion (2/9/06)
- First career points came on a 3-pointer at No. 8 Kentucky (12/22/04)

SINGLE-GAME HIGHS

Points
Season — 10 vs. Towson (12/5/06)
Career — 10 vs. Towson (12/5/06)

Field Goals
Season — 3 vs. Towson (12/5/06)
3 at Navy (11/28/06)
Career — 3 vs. Towson (12/5/06)
3 at Navy (11/28/06)

Field Goal Attempts
Season — 7 at Old Dominion (1/24/07)
7 at Navy (11/28/06)
Career — 7 at Old Dominion (1/24/07)
7 at Navy (11/28/06)

3-Point Field Goals
Season — 3 vs. Towson (12/5/06)
3 at Navy (11/28/06)
Career — 3 vs. Towson (12/5/06)
3 at Navy (11/28/06)

3-Point Field Goal Attempts
Season — 7 at Navy (11/28/06)
Career — 7 at Navy (11/28/06)

Free Throws
Season — 2 vs. Wagner (11/20/06)
Career — 2 vs. Wagner (11/20/06)
2 at Old Dominion (2/9/06)

Free Throw Attempts
Season — 3 vs. Wagner (11/20/06)
Career — 3 vs. Wagner (11/20/06)
3 at Old Dominion (2/9/06)

Rebounds
Season — 4 at George Mason (1/3/07)
4 vs. UMBC (12/22/06)
Career — 4 at George Mason (1/3/07)
4 vs. UMBC (12/22/06)

Assists
Season — 2 vs. Northeastern (1/6/07)
Career — 2 vs. Northeastern (1/6/07)

Steals
Season — 1, four times, most recently at Old Dominion (1/24/07)
Career — 1, seven times, most recently at Old Dominion (1/24/07)

Blocked Shots
Season — 1 vs. Northeastern (1/6/07)
Career — 1 vs. Northeastern (1/6/07)

Minutes
Season — 21 at Delaware (1/13/07)
Career — 21 at Delaware (1/13/07)

CARRABINE'S 2006-07 GAME-BY-GAME STATISTICS

Date	Opp	Min	FG-A	Pct	3FG-A	Pct	FT-A	Pct	O-D	Tot	PF	A	TO	B	S	Pts
N11	at Kansas St.	3	0-0	.000	0-0	.000	0-0	.000	0-0	0	0	0	0	0	0	0
N20	Wagner	12	1-1	1.000	0-0	.000	2-3	.667	0-1	1	0	0	0	0	0	4
N25	at Holy Cross	2	0-0	.000	0-0	.000	0-0	.000	0-0	0	0	0	0	0	0	0
N28	at Navy	18	3-7	.429	3-7	.429	0-0	.000	0-0	0	0	0	1	0	0	9
D1	• Jacksonville St.	14	1-5	.200	0-3	.000	0-0	.000	0-2	2	0	1	0	0	0	2
D2	Cornell	13	2-3	.667	1-2	.500	0-0	.000	1-0	1	1	0	0	0	0	5
D5	• Towson	16	3-6	.500	3-6	.500	1-2	.500	0-2	2	2	0	0	0	0	10
D8	North Florida	10	2-3	.667	1-2	.500	0-0	.000	0-1	1	0	0	1	0	0	5
D22	UMBC	13	2-5	.400	1-3	.333	0-0	.000	0-4	4	1	0	0	0	1	5
D28	Hampton	15	2-4	.500	2-4	.500	0-0	.000	1-0	1	0	1	1	0	0	6
D31	Richmond	15	2-4	.500	2-4	.500	1-2	.500	1-1	2	1	0	1	0	0	7
J3	at GMU	17	2-3	.667	1-2	.500	0-0	.000	1-3	4	0	1	1	0	1	5
J6	Northeastern	18	2-3	.667	1-2	.500	1-2	.500	0-3	3	1	2	0	1	0	6
J8	at Georgia St.	19	2-4	.500	1-2	.500	0-0	.000	0-1	1	1	0	1	0	1	5
J10	VCU	12	0-1	.000	0-1	.000	0-0	.000	0-0	0	0	0	0	0	0	0
J13	at Delaware	21	2-6	.333	0-3	.000	1-2	.500	0-1	1	0	1	1	0	0	5
J17	GMU	15	1-6	.167	1-5	.200	0-1	.000	0-1	1	0	0	1	0	0	3
J20	at Hofstra	16	0-3	.000	0-2	.000	0-0	.000	1-2	3	2	1	1	0	0	0
J24	at ODU	19	1-7	.143	1-5	.200	1-2	.500	0-0	0	1	0	0	0	1	4
J27	Georgia State	7	0-1	.000	0-1	.000	0-0	.000	1-1	2	1	0	1	0	0	0
J29	at VCU	5	0-0	.000	0-0	.000	0-0	.000	0-1	1	0	1	1	0	0	0
J31	JMU															
F3	UNCW															
F7	at JMU															
F10	at UNCW															
F14	Drexel															
F17	at Fairfield															
F21	at Drexel															
F24	ODU															

• Games started

CARRABINE'S CAREER STATISTICS

Season	G-GS	Min-Avg	FG-A	Pct	3FG-A	Pct	FT-A	Pct	OR-DR	Reb-Avg	PF-FO	A	TO	Blk	St	Pts-Avg
2004-05	15-0	75-5.0	6-16	.375	2-10	.200	1-2	.500	2-4	6-0.4	5-0	3	1	0	3	15-1.0
2005-06	8-0	30-3.8	3-11	.273	1-6	.167	2-3	.667	0-4	4-0.5	0-0	0	2	0	0	9-1.1
2006-07	21-2	281-13.4	28-72	.389	18-54	.333	7-14	.500	7-23	30-1.4	11-0	8	11	1	4	81-3.9
Career	**44-2**	**386-8.8**	**37-99**	**.374**	**21-70**	**.300**	**10-19**	**.526**	**9-31**	**40-0.9**	**16-0**	**11**	**14**	**1**	**7**	**105-2.4**

CARRABINE'S CAA STATISTICS

Season	G-GS	Min-Avg	FG-A	Pct	3FG-A	Pct	FT-A	Pct	OR-DR	Reb-Avg	PF-FO	A	TO	Blk	St	Pts-Avg
2004-05	9-0	52-5.8	4-9	.444	1-5	.200	1-2	.500	2-4	6-0.7	4-0	0	1	0	1	10-1.1
2005-06	7-0	23-3.3	3-8	.375	1-5	.200	2-3	.667	0-1	1-0.1	0-0	0	0	0	0	9-1.3
2006-07	11-1	165-15.0	13-39	.333	8-29	.276	4-9	.444	3-15	18-1.6	7-0	6	7	1	3	38-3.5
Career	**27-1**	**240-8.9**	**20-57**	**.351**	**10-39**	**.256**	**7-14**	**.500**	**5-19**	**25-0.9**	**11-0**	**6**	**8**	**1**	**4**	**57-2.1**

SINGLE-GAME HIGHS

Points
Season 12 vs. Wagner (11/20/06)
Career 12 vs. Wagner (11/20/06)

Field Goals
Season 5 vs. Wagner (11/20/06)
Career 5 vs. Wagner (11/20/06)

Field Goal Attempts
Season 10 vs. Wagner (11/20/06)
Career 10 vs. Wagner (11/20/06)

3-Point Field Goals
Season 2 vs. Wagner (11/20/06)
Career 2 vs. Wagner (11/20/06)

3-Point Field Goal Attempts
Season 5 vs. Wagner (11/20/06)
Career 5 vs. Wagner (11/20/06)

Free Throws
Season 2 at Delaware (1/13/07)
Career 2 at Delaware (1/13/07)

Free Throw Attempts
Season 6 vs. Jacksonville State (12/1/06)
Career 6 vs. Jacksonville State (12/1/06)

Rebounds
Season 4 at Holy Cross (11/25/06)
Career 4 at Holy Cross (11/25/06)

Assists
Season 1, four times, most recently vs. Towson (12/5/06)
Career 1, four times, most recently vs. Towson (12/5/06)

Steals
Season 2 at VCU (1/29/07)
Career 2 at VCU (1/29/07)

Blocked Shots
Season 1 vs. Jacksonville State (12/1/06)
Career 1 vs. Jacksonville State (12/1/06)

Minutes
Season 19 at Navy (11/28/06)
Career 19 at Navy (11/28/06)

22 DANNY SUMNER

Fr. - F - 6-7 - 190 (Fairfax, Va./Paul VI)

- Led the W&M bench in scoring with seven points on 3-of-4 shooting from the field to go along with a career-high two steals at VCU (1/29/07)
- Highlight reel two-handed dunk after driving the left baseline in the first half at Georgia State (1/8/07)
- Made first career start against Cornell (12/2/06)
- Scored his first collegiate points with 12 on 5-of-10 from the field against Wagner (11/20/06)
- Pulled down three rebounds, all offensive, against the Seahawks
- Played 12 minutes and finished with two points, three rebounds and a block against Barton College
- His two points against the Bulldogs came on a follow-up two-handed dunk
- Named to the *Washington Post* First-Team All-Metro squad as a senior
- Honored with the Ron Johnson Award as the Five Star Most Promising Guard Prospect
- A First-Team *D.C. Examiner* and WCACA All-Conference selection
- Named the Virginia Independent Schools State Player of the Year in 2006
- Averaged 19.3 points, 8.6 rebounds, 2.0 assists and 2.0 blocks per game as a senior at Paul VI Catholic
- A honorable mention *Washington Post* All-Metro pick as a junior
- First W&M player from Paul VI since David Cully, who graduated from W&M in 1996 as the College's all-time blocked shots leader (248)

SUMNER'S 2006-07 GAME-BY-GAME STATISTICS

Date	Opp	Min	FG-A	Pct	3FG-A	Pct	FT-A	Pct	O-D	Tot	PF	A	TO	B	S	Pts
N11	at Kansas St.	6	0-1	.000	0-1	.000	0-0	.000	0-0	0	1	1	1	0	0	0
N20	Wagner	16	5-10	.500	2-5	.400	0-0	.000	3-0	3	0	1	0	0	1	12
N25	at Holy Cross	14	1-4	.250	0-0	.000	0-1	.000	2-2	4	0	0	2	0	0	2
N28	at Navy	19	2-8	.250	0-3	.000	0-0	.000	1-0	1	0	1	1	0	1	4
D1	Jacksonville St.	10	0-4	.000	0-0	.000	0-6	.000	2-0	2	0	0	0	1	1	0
D2	• Cornell	10	1-4	.250	0-2	.000	0-0	.000	0-0	0	0	0	1	0	0	2
D5	Towson	3	0-2	.000	0-1	.000	0-0	.000	0-1	1	0	1	0	0	0	0
D8	North Florida	1	0-1	.000	0-1	.000	0-0	.000	0-0	0	0	0	0	0	0	0
D22	UMBC						DNP									
D28	Hampton						DNP									
D31	Richmond						DNP									
J3	at GMU						DNP									
J6	Northeastern						DNP									
J8	at Georgia St.	3	1-1	1.000	0-0	.000	0-0	.000	0-0	0	0	0	0	0	0	2
J10	VCU	3	1-2	.500	0-1	.000	0-0	.000	0-0	0	0	0	0	0	0	2
J13	at Delaware	8	1-2	.500	0-0	.000	2-2	.500	0-0	0	2	0	2	0	0	4
J17	GMU						DNP									
J20	at Hofstra	0+	0-0	.000	0-0	.000	0-0	.000	0-0	0	0	0	0	0	0	0
J24	at ODU						DNP									
J27	Georgia State	8	0-1	.000	0-0	.000	0-0	.000	1-1	2	0	0	1	0	0	0
J29	at VCU	13	3-4	.750	0-1	.000	1-2	.500	1-1	2	1	0	0	0	2	7
J31	JMU															
F3	UNCW															
F7	at JMU															
F10	at UNCW															
F14	Drexel															
F17	at Fairfield															
F21	at Drexel															
F24	ODU															

• Games started

SUMNER'S CAREER STATISTICS

Season	G-GS	Min-Avg	FG-A	Pct	3FG-A	Pct	FT-A	Pct	OR-DR	Reb-Avg	PF-FO	A	TO	Blk	St	Pts-Avg
2006-07	14-1	114-8.1	15-44	.341	2-15	.133	3-11	.273	10-5	15-1.1	4-0	4	8	1	5	35-2.5
Career	**14-1**	**114-8.1**	**15-44**	**.341**	**2-15**	**.133**	**3-11**	**.273**	**10-5**	**15-1.1**	**4-0**	**4**	**8**	**1**	**5**	**35-2.5**

SUMNER'S CAA STATISTICS

Season	G-GS	Min-Avg	FG-A	Pct	3FG-A	Pct	FT-A	Pct	OR-DR	Reb-Avg	PF-FO	A	TO	Blk	St	Pts-Avg
2006-07	7-0	38-5.4	6-12	.500	0-3	.000	3-4	.750	2-3	5-0.7	2-0	1	3	0	2	15-2.1
Career	**7-0**	**38-5.4**	**6-12**	**.500**	**0-3**	**.000**	**3-4**	**.750**	**2-3**	**5-0.7**	**2-0**	**1**	**3**	**0**	**2**	**15-2.1**

23 CHRIS DARNELL

So. - F - 6-8 - 210 (Fredericksburg, Va./North Stafford)

• Equalled his career high with eight points against Georgia State (1/27/07), including a thunderous baseline dunk
• Played a career-high 26 minutes and pulled down four rebounds at Old Dominion (1/24/07)
• Had a career-high two blocked shots vs. Cornell (12/2/06)
• Started his first game of the season and second of his career at Navy (11/28/06)
• Turned in an all-around solid performance against Wagner (11/20/06) with seven points, five rebounds and a career-high three assists in 15 minutes off the bench
• Came off the bench in Tribe's exhibition win over Barton College, finishing with three points, three rebounds and two assists in 14 minutes of action
• Earned his first career start against Hofstra (2/20/06)
• In his first career game against Maine (11/18/05), knocked down a pair of 3-point field goals on his way to six points, four rebounds and two assists in 15 minutes
• Tallied a season-high eight points on 3-of-5 from the field to go along with a career-best seven rebounds against Delaware (2/15/06)
• Led the team in rebounding on three occasions, including back-to-back games with seven boards against Delaware (2/15/06) and four vs. Hofstra (2/20/06)
• Selected to the Virginia Group AAA All-State Second-Team by the *Associated Press*
• Set North Stafford High School's career scoring record with 1,464 points

SINGLE-GAME HIGHS

Points
Season 8 vs. Georgia State (1/27/07)
Career 8 vs. Georgia State (1/27/07)
8 vs. Delaware (2/15/06)

Field Goals
Season 3 vs. Georgia State (1/27/07)
3 vs. Wagner (11/20/06)
Career 3, five times, most recently vs. Georgia State (1/27/07)

Field Goal Attempts
Season 5 at George Mason (1/3/07)
5 vs. Wagner (11/20/06)
Career 6 vs. Georgia State (2/4/06)
6 at UNC Wilmington (1/7/06)

3-Point Field Goals
Season 1, three times, most recently vs. Georgia State (1/27/07)
Career 2 vs. Maine (11/18/05)

3-Point Field Goal Attempts
Season 3 at George Mason (1/3/07)
Career 3 at George Mason (1/3/07)
3 at Towson (12/3/05)

Free Throws
Season 2 at VCU (1/29/07)
2 vs. Towson (12/5/06)
Career 2, three times, most recently at VCU (1/29/07)

Free Throw Attempts
Season 2, six times, most recently at VCU (1/29/07)
Career 2, nine times, most recently at VCU (1/29/07)

Rebounds
Season 5 vs. Wagner (11/20/06)
Career 7 vs. Delaware (2/15/06)

Assists
Season 3 vs. Cornell
3 vs. Wagner (11/20/06)
Career 3, four times, most recently vs. Cornell (12/2/06)

Steals
Season 1, three times, most recently vs. VCU (1/10/07)
Career 1, six times, most recently vs. VCU (1/10/07)

Blocked Shots
Season 2 vs. Cornell (12/2/06)
Career 2 vs. Cornell (12/2/06)

Minutes
Season 26 at Old Dominion (1/24/07)
Career 26 at Old Dominion (1/24/07)

DARNELL'S 2006-07 GAME-BY-GAME STATISTICS

Date	Opp	Min	FG-A	Pct	3FG-A	Pct	FT-A	Pct	O-D	Tot	PF	A	TO	B	S	Pts
N11	at Kansas St.	9	1-2	.500	1-1	1.000	0-0	.000	0-3	3	1	1	1	0	0	3
N20	Wagner	15	3-5	.600	1-1	1.000	0-0	.000	3-2	5	1	3	1	0	0	7
N25	at Holy Cross	3	0-1	.000	0-0	.000	0-0	.000	0-0	0	0	0	0	0	0	0
N28	• at Navy	10	0-1	.000	0-0	.000	0-0	.000	0-2	2	1	1	2	1	0	0
D1	• Jacksonville St.	16	0-3	.000	0-0	.000	0-2	.000	0-5	5	2	1	3	0	0	0
D2	Cornell	17	1-2	.500	0-0	.000	1-1	1.000	0-1	1	2	3	2	2	1	3
D5	Towson	4	0-0	.000	0-0	.000	2-2	1.000	1-2	3	2	0	2	0	0	2
D8	North Florida	9	0-0	.000	0-0	.000	0-0	.000	0-0	0	1	0	1	0	1	0
D22	UMBC	12	0-0	.000	0-0	.000	0-0	.000	0-0	0	1	0	0	0	0	0
D28	Hampton	3	0-1	.000	0-0	.000	0-0	.000	0-0	0	0	0	0	0	0	0
D31	Richmond	10	1-3	.333	0-1	.000	0-2	.000	1-2	3	2	1	1	0	0	2
J3	at GMU	11	1-5	.200	0-3	.000	0-0	.000	1-3	4	2	1	0	0	0	2
J6	Northeastern	10	1-3	.333	0-1	.000	0-0	.000	2-1	3	0	0	1	0	0	2
J8	at Georgia St.	14	2-2	1.000	0-0	.000	1-2	.500	0-1	1	2	0	0	1	0	5
J10	VCU	9	0-1	.000	0-0	.000	0-0	.000	0-1	1	1	1	1	0	1	0
J13	at Delaware	8	1-2	.500	0-1	.000	0-0	.000	0-1	1	3	0	0	1	0	2
J17	GMU	1	0-0	.000	0-0	.000	0-0	.000	0-0	0	0	0	0	0	0	0
J20	at Hofstra	8	1-1	1.000	0-0	.000	0-0	.000	0-1	1	1	0	0	0	0	2
J24	at ODU	26	0-3	.000	0-1	.000	1-4	.250	0-4	4	0	1	0	1	0	1
J27	Georgia State	8	3-3	1.000	1-1	1.000	1-1	1.000	0-0	0	2	2	0	0	0	8
J29	at VCU	18	1-2	.500	0-1	.000	2-2	1.000	2-1	3	2	0	0	0	0	4
J31	JMU															
F3	UNCW															
F7	at JMU															
F10	at UNCW															
F14	Drexel															
F17	at Fairfield															
F21	at Drexel															
F24	ODU															

• Games started

DARNELL'S CAREER STATISTICS

Season	G-GS	Min-Avg	FG-A	Pct	3FG-A	Pct	FT-A	Pct	OR-DR	Reb-Avg	PF-FO	A	TO	Blk	St	Pts-Avg
2005-06	21-1	237-11.3	23-60	.383	4-18	.222	5-8	.625	14-32	46-2.2	5-0	13	13	3	3	55-2.6
2006-07	21-2	221-10.5	16-40	.400	3-11	.273	8-16	.500	8-29	37-1.8	26-0	15	15	6	3	43-2.0
Career	**42-3**	**458-10.9**	**39-100**	**.390**	**7-29**	**.241**	**13-24**	**.542**	**22-61**	**83-2.0**	**31-0**	**28**	**28**	**9**	**6**	**98-2.3**

DARNELL'S CAA STATISTICS

Season	G-GS	Min-Avg	FG-A	Pct	3FG-A	Pct	FT-A	Pct	OR-DR	Reb-Avg	PF-FO	A	TO	Blk	St	Pts-Avg
2005-06	15-1	174-11.6	16-47	.340	2-13	.154	5-8	.625	12-23	35-2.3	3-0	9	10	3	3	39-2.6
2006-07	11-0	117-10.6	10-22	.455	1-8	.125	7-12	.583	6-15	21-1.9	15-0	5	4	3	1	28-2.5
Career	**26-1**	**291-11.2**	**26-69**	**.377**	**3-21**	**.143**	**12-20**	**.600**	**18-38**	**56-2.2**	**18-0**	**14**	**14**	**6**	**4**	**67-2.6**

SINGLE-GAME HIGHS

Points
Season — 26 vs. VCU (1/10/07)
Career — 26 vs. VCU (1/10/07)

Field Goals
Season — 7, three times, most recently at Hofstra (1/20/07)
Career — 7, five times, most recently at Hofstra (1/20/07)

Field Goal Attempts
Season — 16 vs. Towson (12/5/06); 16 at Navy (11/28/06)
Career — 16 vs. Towson (12/5/06); 16 at Navy (11/28/06)

3-Point Field Goals
Season — 2, three times, most recently vs. Georgia State (1/27/07)
Career — 3 at Drexel (2/23/06)

3-Point Field Goal Attempts
Season — 4, five times, most recently at Hofstra (1/20/07)
Career — 4, six times, most recently at Hofstra (1/20/07)

Free Throws
Season — 10 vs. VCU (1/10/07))
Career — 10 vs. VCU (1/10/07)

Free Throw Attempts
Season — 11 vs. VCU (1/10/07)
Career — 11 vs. VCU (1/10/07)

Rebounds
Season — 9 at George Mason (1/3/07)
Career — 9 at George Mason (1/3/07)

Assists
Season — 5 vs. George Mason (1/16/07)
Career — 8 vs. Campbell (11/26/05)

Steals
Season — 4 at Hofstra (1/20/07); 4 vs. VCU (1/10/07)
Career — 4, four times, most recently at Hofstra (1/20/07)

Blocked Shots
Season — 1 at Navy (11/28/06)
Career — 1, three times, most recently at Navy (11/28/06)

Minutes
Season — 36 at Hofstra (1/20/07); 36 at Holy Cross (11/25/06)
Career — 36 at Hofstra (1/20/07); 36 at Holy Cross (11/25/06)

24 ADAM PAYTON

Sr. - G - 6-3 - 195 (Burlington, N.J./The Lawrenceville School)

- Leads W&M and ranks 15th in the CAA in scoring at 13.2 per game
- Scored in double digits 16 times and led W&M in scoring on nine occasions
- Averaging 15.1 points per game in CAA games, which ranks ninth in the league
- Over the Tribe's last nine games has averaged 15.3 points, while shooting 51.8 percent from the field
- Scored 16 of his 23 points in the second half at Hofstra and tied his career-high for the second time in four games with four steals
- Turned in a career game vs. VCU (1/10/07), leading all scorers with 26 points to go along with a career-high tying four steals
- Scored the final four points, all free throws, leading W&M to a 60-57 win over Northeastern with 15 points, including 8-of-9 from the free throw line
- Tallied 10 of his 12 points in the second half at George Mason (1/3/07), including the game clinching free throws
- Pulled down a career-high nine rebounds, including four offensive at GMU
- Earned W&M Tip-Off MVP honors with an exceptional performance over the final five minutes against Cornell (12/2/06) to lead the Tribe back from a 13-point deficit
- Team Co-Captain with senior Adam Trumbower
- Topped W&M in steals in 2005-06, ranking eighth in the CAA
- Had a career-high 20 points against Virginia Tech (12/27/05) on 7-of-9 shooting and a perfect 5-of-5 from the free throw line

PAYTON'S 2006-07 GAME-BY-GAME STATISTICS

Date	Opp	Min	FG-A	Pct	3FG-A	Pct	FT-A	Pct	O-D	Tot	PF	A	TO	B	S	Pts
N11	• at Kansas St.	29	2-8	.250	0-2	.000	1-1	1.000	1-2	3	1	2	3	0	0	5
N20	• Wagner	21	4-6	.667	1-3	.333	0-0	.000	1-7	8	1	2	1	0	2	9
N25	• at Holy Cross	36	5-14	.357	1-4	.250	4-5	.800	2-3	5	3	3	1	0	1	15
N28	• at Navy	28	5-16	.313	0-2	.000	2-2	1.000	3-0	3	3	1	2	1	2	12
D1	Jacksonville St.	26	6-10	.600	1-2	.500	5-6	.833	2-3	5	1	0	4	0	2	18
D2	• Cornell	34	1-5	.200	0-1	.000	8-10	.800	1-1	2	0	1	3	0	3	10
D5	Towson	28	7-16	.438	1-4	.250	1-2	.500	0-4	4	5	0	1	0	1	16
D8	• North Florida	26	4-10	.400	1-3	.333	1-1	1.000	1-2	3	1	0	3	0	3	10
D22	• UMBC	32	1-2	.500	1-1	1.000	4-4	1.000	0-4	4	1	4	1	0	0	7
D28	• Hampton	33	4-7	.571	2-2	1.000	2-2	1.000	1-1	2	2	2	4	0	1	12
D31	• Richmond	33	4-7	.571	1-2	.500	4-6	.667	1-3	4	1	2	3	0	1	13
J3	• at GMU	31	5-14	.357	0-2	.000	2-2	1.000	4-5	9	2	2	2	0	1	12
J6	• Northeastern	33	3-9	.333	1-2	.500	8-9	.889	0-2	2	1	2	1	0	2	15
J8	• at Georgia St.	28	3-8	.375	0-2	.000	1-1	1.000	2-2	4	0	1	4	0	1	7
J10	• VCU	35	7-13	.538	2-2	1.000	10-11	.909	3-2	5	2	2	5	0	4	26
J13	• at Delaware	33	8-14	.571	1-4	.250	2-4	.500	1-3	4	2	2	1	0	3	19
J17	• GMU	30	1-6	.167	0-4	.000	2-3	.667	1-2	3	2	5	3	0	0	4
J20	• at Hofstra	36	7-12	.583	1-4	.250	8-8	1.000	1-2	3	2	2	1	0	4	23
J24	• at ODU	34	5-9	.556	0-2	.000	5-5	1.000	2-4	6	3	0	2	0	2	15
J27	• Georgia State	32	5-6	.833	2-2	1.000	5-6	.833	1-0	1	1	1	3	0	1	17
J29	• at VCU	32	5-8	625	0-1	.000	2-2	1.000	2-1	3	1	2	2	0	0	12
J31	JMU															
F3	UNCW															
F7	at JMU															
F10	at UNCW															
F14	Drexel															
F17	at Fairfield															
F21	at Drexel															
F24	ODU															

• Games started

PAYTON'S CAREER STATISTICS

Season	G-GS	Min-Avg	FG-A	Pct	3FG-A	Pct	FT-A	Pct	OR-DR	Reb-Avg	PF-FO	A	TO	Blk	St	Pts-Avg
2002-03†	23-0	179-7.8	10-28	.357	6-12	.500	3-12	.250	0-5	5-0.2	14-0	12	13	0	8	29-1.3
2003-04†	29-0	252-8.7	25-46	.543	5-12	.417	9-18	.500	0-21	21-0.7	14-0	22	25	1	8	64-2.2
2005-06	28-26	675-24.1	70-145	.483	14-30	.467	42-63	.667	23-48	71-2.5	41-1	50	53	1	45	196-7.0
2006-07	21-19	650-31.0	92-200	.460	16-51	.314	77-90	.856	30-53	83-4.0	35-1	36	50	1	34	277-13.2
Career	**101-45**	**1746-17.3**	**197-419**	**.470**	**41-105**	**.390**	**131-183**	**.716**	**53-127**	**180-1.8**	**104-2**	**120**	**141**	**3**	**96**	**566-5.6**

† at Vanderbilt

PAYTON'S CAA STATISTICS

Season	G-GS	Min-Avg	FG-A	Pct	3FG-A	Pct	FT-A	Pct	OR-DR	Reb-Avg	PF-FO	A	TO	Blk	St	Pts-Avg
2005-06	18-17	413-22.9	36-86	.419	8-20	.400	15-24	.625	14-26	40-2.2	28-1	28	33	0	24	95-5.3
2006-07	11-10	352-32.0	56-115	.487	8-29	.276	46-53	.868	17-27	44-4.0	16-0	19	25	0	19	166-15.1
Career	**29-27**	**765-26.4**	**92-201**	**.458**	**16-49**	**.327**	**61-77**	**.792**	**31-53**	**84-2.9**	**44-1**	**47**	**58**	**0**	**43**	**271-9.3**

25 CHRIS STRATTON

Jr. - F - 6-6 - 205 (Burke, Va./Lake Braddock)

- Capped the Tribe's 81-65 win over Georgia State (1/27/07) with a two-handed dunk
- Saw first action of the 2006-07 season against Wagner (11/20/06) and scored two points
- Walk on forward from Burke, Va.
- Appeared in nine games, averaging 0.3 points and 0.7 rebounds per game in 2005-06
- Notched a season-high two points in six minutes of action at Towson (12/3/05)
- Pulled down a season-high three rebounds in the season-opening victory over Maine (11/18/05)
- Played in 14 games and earned first career start against Hofstra (1/31/05) as a freshman
- Scored a career-high four points against Longwood (12/1/04)
- Pulled down four rebounds, including three offensive, at UNC Greensboro (12/20/04)

SINGLE-GAME HIGHS

Points
Season — 2 vs. Georgia State (1/27/07); 2 vs. Wagner (11/20/06)
Career — 4 vs. Longwood (12/1/04)

Field Goals
Season — 1 vs. Georgia State (1/27/07); 1 vs. Wagner (11/20/06)
Career — 1, seven times, most recently vs. Georgia State (1/27/07)

Field Goal Attempts
Season — 1 vs. Georgia State (1/27/07); 1 vs. Wagner (11/20/06)
Career — 3 at UNC Greensboro (12/20/04)

3-Point Field Goals
Season — None
Career — None

3-Point Field Goal Attempts
Season — None
Career — 1 at George Mason (1/29/05)

Free Throws
Season — None
Career — 2 vs. Longwood (12/1/04)

Free Throw Attempts
Season — 1 vs. Wagner (11/20/06)
Career — 2 vs. Hofstra (2/20/06)

Rebounds
Season — None
Career — 4 at UNC Greensboro (12/20/04)

Assists
Season — None
Career — 1, three times, most recently at Old Dominion (2/9/06)

Steals
Season — None
Career — 1, three times, most recently vs. Hofstra (2/20/06)

Blocked Shots
Season — None
Career — 1 vs. Hofstra (2/20/06)

Minutes
Season — 2 vs. Georgia State (1/27/07); 2 vs. Wagner (11/20/06)

STRATTON'S 2006-07 GAME-BY-GAME STATISTICS

Date	Opp	Min	FG-A	Pct	3FG-A	Pct	FT-A	Pct	O-D	Tot	PF	A	TO	B	S	Pts
N11	at Kansas St.						DNP									
N20	Wagner	2	1-1	1.000	0-0	.000	0-0	.000	1-0	1	0	0	0	0	0	2
N25	at Holy Cross						DNP									
N28	at Navy						DNP									
D1	Jacksonville St.						DNP									
D2	Cornell						DNP									
D5	Towson						DNP									
D8	North Florida	1	0-0	.000	0-0	.000	0-0	.000	0-0	0	0	0	0	0	0	0
D22	UMBC						DNP									
D28	Hampton						DNP									
D31	Richmond						DNP									
J3	at GMU						DNP									
J6	Northeastern						DNP									
J8	at Georgia St.	0+	0-0	.000	0-0	.000	0-0	.000	0-0	0	0	0	0	0	0	0
J10	VCU						DNP									
J13	at Delaware						DNP									
J17	GMU						DNP									
J20	at Hofstra						DNP									
J24	at ODU						DNP									
J27	Georgia State	2	1-1	1.000	0-0	.000	0-0	.000	0-0	0	0	0	1	0	0	2
J29	at VCU						DNP									
J31	JMU															
F3	UNCW															
F7	at JMU															
F10	at UNCW															
F14	Drexel															
F17	at Fairfield															
F21	at Drexel															
F24	ODU															

• Games started

STRATTON'S CAREER STATISTICS

Season	G-GS	Min-Avg	FG-A	Pct	3FG-A	Pct	FT-A	Pct	OR-DR	Reb-Avg	PF-FO	A	TO	Blk	St	Pts-Avg
2004-05	14-1	82-5.9	5-9	.556	0-1	.000	2-2	1.000	7-7	14-1.0	6-0	2	5	0	1	12-0.9
2005-06	9-0	24-2.7	1-3	.333	0-0	.000	1-2	.500	2-4	6-0.7	1-0	1	1	1	2	3-0.3
2006-07	4-0	5-1.3	2-2	1.000	0-0	.000	0-0	.000	1-0	1-0.3	0-0	0	1	0	0	4-1.0
Career	**27-1**	**111-4.1**	**8-14**	**.571**	**0-1**	**.000**	**3-4**	**.750**	**10-11**	**21-0.8**	**7-0**	**3**	**7**	**1**	**3**	**19-0.7**

STRATTON'S CAA STATISTICS

Season	G-GS	Min-Avg	FG-A	Pct	3FG-A	Pct	FT-A	Pct	OR-DR	Reb-Avg	PF-FO	A	TO	Blk	St	Pts-Avg
2004-05	7-1	51-7.3	2-3	.667	0-1	.000	0-0	.000	2-3	5-0.7	6-0	0	2	0	1	4-0.6
2005-06	8-0	18-2.3	1-2	.500	0-0	.000	1-2	.500	0-3	3-0.4	1-0	1	1	1	2	3-0.4
2006-07	2-0	2-1.0	1-1	1.000	0-0	.000	0-0	.000	0-0	0-0.0	0-0	0	1	0	0	2-1.0
Career	**17-1**	**71-4.2**	**4-6**	**.667**	**0-1**	**.000**	**1-2**	**.500**	**2-6**	**8-0.5**	**7-0**	**1**	**4**	**1**	**3**	**9-0.5**

The Last Time...

TEAM

Played AP No. 1 team: at #1 Duke, L - 97-61, 12/30/91
Defeated team ranked 2-10 by AP: vs. #2 North Carolina, 78-75, 12/7/77
Defeated team ranked in the AP Top 25: vs. #2 North Carolina, 78-75, 12/7/77
Defeated A.P. top 25 on the road: at #8 West Virginia, 89-76, 3/3/61

W&M INDIVIDUALS

Had a triple-double: not since1986-87
Had a double-double: Corey Cofield (19 pts., 11 rebs.) at Northeastern, 2/2/06
Had 30-plus points and 10-plus rebounds: Jeff Cohen (49 pts., 31 rebs.) vs. Richmond, 2/25/61
Four players in double figures: Adam Payton (26), Nathan Mann (14), Alex Smith (12) and David Schneider (10) vs. VCU, 1/10/07
Five players in double figures: Brian Hutt (13), Corey Cofield (12), Calvin Baker (11), Laimis Kiselius (10) and Taylor Mokris (10) at James Madison 2/11/06
Six players in double figures: Todd Cauthorn (17 pts.), Thomas Roberts (14), Brendan Connor, Matt Verkey (13 each), Sean Duff (12), and David Cully (11) vs. Shenandoah, 12/22/92
Scored 30-39 points: Adam Hess (36) at Drexel, 2/7/04
Scored 40-49 points: Jeff Cohen (49) vs. Richmond, 2/25/61
Two or more players score 20-29 points in the same game: Nick D'Antoni (25) and Nathan Mann (25) vs. George Mason, 2/12/05
Perfect at FT line (10 att.): Adam Hess (12-12) vs. VCU, 1/18/03
Perfect beyond 3-point line (5 att.): Never
Had 15-19 Rebounds: Adam Hess (15) at VCU, 2/25/02
Had 10 or more assists: Nick D'Antoni (11) at George Mason, 1/31/04
Had 6 or more steals: Adam Hess (6) at George Mason, 1/31/04
Had 5 or more blocked shots: David Cully (10) vs. George Mason, 2/26/96

OPPONENT INDIVIDUALS

Had a triple-double: Michael Anderson (10 pts., 11 rebs., 10 assts.), Drexel, 11/30/85
Had a double-double: Loren Stokes (30 pts, 15 reb.), Hofstra, 1/20/07
Four players in double figures: Jamal Schuler (24 pts.), B.A. Walker (20), Eric Maynor (15) and Wil Fameni (14), VCU, 1/29/07
Five players in double figures: Jose Juan Barea (17 pts.), Shawn James, Adrian Martinez (13), Bennett Davis, Aaron Davis (11), Northeastern, 2/2/06
Six players in double figures: Vic Hamilton (24), Jonathan Kerner (16), Deron Rippey (14), Tim Basham (11), Othello Meadows (11), and Tony Parham (11), East Carolina, 2/14/96
Scored 30-39 points: Loren Stokes (30 pts.), Hofstra, 1/20/07
Scored 40-49 points: Anton Gill (40 pts.), East Carolina, 1/19/94
Two or more players score 20-29 points in the same game: Jamal Schuler (24) and B.A. Walker (20), VCU, 1/29/07
Perfect at FT line (10 att.): Bill Mayew (14-14), UNCW, 1/29/97
Had 15-19 Rebounds: Loren Stokes (15 Rebs.), Hofstra, 1/20/07
Had 10 or more assists: Brian Johnson (10), Delaware, 1/13/07
Had 6 or more steals: Keith Simmons (7), Holy Cross, 11/25/06
Had 5 or more blocked shots: Shawn James (8), Northeastern, 2/2/06

W&M FIELD GOAL SHOOTING

Shot 50 percent or better: .609 vs. Georgia State, 1/27/07
Shot 60 percent or better: .609 vs. Georgia State, 1/27/07
Shot 70 percent or better: .746 vs. Virginia Wesleyan, 2/1/84
Made 30-39 field goals: 32 vs. Wagner, 11/20/06
Made 40-49 field goals: 43 vs. George Mason, 2/27/95
Made 50 or more field goals: not since1986-87
Attempted 60-69 field goals: 64 vs. Wagner, 11/20/06
Attempted 70-79 field goals: 72 at Northeastern, 2/2/06
Attempted 80-89 field goals: 84 vs. George Mason, 2/12/05
Attempted 90 or more field goals: not since1986-87

OPPONENT FIELD GOAL SHOOTING

Shot 50 percent or better: .548, VCU, 1/29/07
Shot 60 percent or better: .614, Navy, 11/28/06
Shot 70 percent or better: .705, Navy, 3/8/85
Made 30-39 field goals: 34, VCU, 1/29/07
Made 40-49 field goals: 40, George Mason, 2/27/95
Made 50 or more field goals: not since 1986-87
Attempted 60-69 field goals: 61, VCU, 1/29/07
Attempted 70-79 field goals: 71, Old Dominion, 2/9/06
Attempted 80-89 field goals: 80, Kansas State, 11/11/06
Attempted 90 or more field goals: 94, George Mason, 2/27/95

W&M THREE-POINT SHOOTING

Shot 50 percent or better: .500 vs. UNC-Greensboro, 12/21/05
Shot 60 percent or better: .750 vs. Old Dominion, 2/16/01
Shot 70-79 percent: .750 vs. Old Dominion, 2/17/01
Made 10-14 3-point field goals: 12 vs. Georgia State, 1/27/07
Made 15 or more 3-pt. field goals: 16 vs. George Mason, 1/24/96
Attempted 20-29 3-point field goals: 25 vs. Georgia State, 1/27/07
Attempted 30-39 3-point field goals: 34 at Radford, 11/24/03

OPPONENT THREE-POINT SHOOTING

Shot 50 percent or better: .500 at VCU, 1/29/07
Shot 60 percent or better: .643 at Navy, 11/28/06
Shot 70-79 percent: .750 vs. Richmond, 11/30/88
Shot 80 percent or better: .800 vs. Wake Forest, 2/4/91
Made 10-14 3-point field goals: 12 at VCU, 1/29/07
Made 15 or more 3-point field goals: 17 at VCU, 2/19/03
Attempted 20-29 3-point field goals: 24, at VCU, 1/29/07
Attempted 30-39 3-point field goals: 30 vs. Richmond, 12/31/06

The Last Time...

W&M FREE THROW SHOOTING

Shot 80 percent or better: .857 (12-14) at VCU, 1/29/07
Shot 90 percent or better: .955 (21-22) vs. UMBC, 12/22/06
Shot 100 percent: 1.000 (13-13) at Drexel, 2/7/04
Made 20-29 free throws: 27 vs. VCU, 1/10/07
Made 30-39 free throws: 32 vs. Hartford, 11/19/04
Made 40 or more free throws: not since1964
Attempted 10 or fewer free throws:10 vs. George Mason, 1/16/07
Attempted 30-39 free throws: 34 vs. VCU, 1/10/07
Attempted 40-49 free throws: 41 vs. Hartford, 11/19/04
Attempted 50-59 free throws: not since 1986-87
Attempted 60 or more free throws: not since1964

OPPONENT FREE THROW SHOOTING

Shot 80 percent or better: .867 (13-15) at ODU, 1/24/07
Shot 90 percent or better: .917 (11-12) vs. Northeastern, 1/6/07
Shot 100 percent: 1.000 at George Mason, 1/26/06
Made 20-29 free throws: 31 vs. VCU, 1/10/07
Made 30-39 free throws: 31 vs. VCU, 1/10/07
Made 40 or more free throws: not since1964
Attempted 10 or fewer free throws: 8 vs. North Florida, 12/8/06
Attempted 30-39 free throws: 37 vs. VCU, 1/10/07
Attempted 40-49 free throws: 42 at George Mason, 1/3/02
Attempted 50-59 free throws: not since 1986-87
Attempted 60 or more free throws: not since1964

W&M SCORING

Scored 80 or more points: 81 vs. Georgia State, 1/27/07
Scored 90 or more points: 90 vs. Georgia State, 2/4/06
Scored 100 or more points: 101 vs. Elon, 12/22/98
Scored 110 or more points: 116 vs. George Mason, 2/27/94

OPPONENT SCORING

Scored 80 or more points: 88 vs. VCU, 1/10/07
Scored 90 or more points: 90 at VCU, 1/29/07
Scored 100 or more points: 104 vs. George Mason, 2/12/05
Scored 110 or more points: 127 at Virginia Tech, 1/29/73

W&M REBOUNDING

Had 40 or more rebounds: 40 vs. Richmond, 12/31/06
Had 50 or more rebounds: 51 vs. Maine, 11/18/06
Had 60 or more rebounds: 67 vs. Marymount, 11/29/95

OPPONENT REBOUNDING

Had 40 or more rebounds: 40 at Old Dominion, 1/24/07
Had 50 or more rebounds: 59 at Kansas State, 11/11/06
Had 60 or more rebounds: 60 at VMI, 2/10/65

W&M ASSISTS

Had 20 or more assists: 25 vs. Georgia State, 2/4/06
Had 30 or more assists: 33 vs. George Mason, 2/27/95

OPPONENT ASSISTS

Had 20 or more assists: 20 at Navy, 11/28/06
Had 30 or more assists: not since 1964

W&M BLOCKED SHOTS

Had 10 or more blocked shots: 17 vs. George Mason, 2/26/96

OPPONENT BLOCKED SHOTS

Had 10 or more blocked shots: 13 vs. Drexel,1/5/06

W&M STEALS

Had 10 or more steals: 12 vs. North Florida, 12/8/06
Had 15 or more steals: 19 at Virginia Tech, 12/23/03

OPPONENT STEALS

Had 10 or more steals: 11 vs. Hampton, 12/28/06
Had 15 or more steals: 19 at Towson, 12/3/05

MISCELLANEOUS

Two W&M Players Had a Double-Double in the Same Game:
Adam Hess (23 pts., 10 rebs.) and Zeb Cope (11 pts., 11 rebs.) vs. Towson, 3/5/04

W&M Player led the team in Points, Rebounds and Assists in the same game:
Laimis Kisielius (22 points, 4 rebounds, 3 assists) at VCU, 1/29/07

W&M Played 2OT:
vs. George Mason, 2/12/05 (L, 104-99)

W&M Played 3OT:
vs. Virginia Tech, 1/21/81 (W 48-46)

W&M Played 4OT:
Never

W&M Shot 70 Percent from the floor in a half:
.739 (2nd Half) vs. Georgia State, 2/4/06

W&M Shot 60 Percent from the floor in a half:
.625 (15-of-24) (2nd half) vs. Georgia State, 1/27/07

W&M Shot less than 30 percent from the floor in a half:
.231 (6-of-26) (2nd Half) at Old Dominion, 1/24/07

W&M overcame a deficit in the final five minutes to win a game:
Overcame 59-46 deficit to win 73-68 in OT vs. Cornell, 12/2/06

W&M overcame a Halftime deficit in two consecutive games:
Overcame 33-31 deficit to win 67-63 (George Mason, A, 1/3/07)
Overcame 27-26 deficit to win 60-57 (Northeastern, H, 1/6/07)

GAME 1
KANSAS STATE 70, W&M 60
NOVEMBER 11, 2006

W&M		tot-fg fg	tot-fg fga	3-pt fg	3-pt fga	ft	fta	rebounds of	rebounds de	rebounds tot	pf	tp	a	to	blk	s	min
13	Kisielius f	5	7	3	3	3	4	1	1	2	3	16	2	3	0	1	35
15	Stein f	2	4	0	0	0	0	3	3	6	4	4	2	2	0	0	20
02	Schneider g	5	14	3	9	5	7	1	8	9	4	18	7	5	0	4	38
11	Mann g	2	6	1	5	0	0	1	0	1	5	5	1	1	0	1	20
24	Payton g	2	8	0	2	1	1	1	2	3	1	5	2	3	0	0	29
00	Hess	1	3	0	0	1	4	1	2	3	3	3	0	1	1	0	11
03	Trumbower	0	0	0	0	0	0	0	1	1	0	0	0	1	0	0	2
04	Smith	1	4	0	0	0	0	1	2	3	2	2	0	0	0	0	13
20	Carrabine	0	0	0	0	0	0	0	0	0	0	0	0	0	0	0	3
22	Sumner	0	1	0	1	0	0	0	0	0	1	0	0	1	0	0	6
23	Darnell	1	2	1	1	0	0	0	3	3	1	3	1	1	0	0	9
45	Cofield	2	4	0	0	0	2	0	0	0	0	4	1	1	0	0	14
	Team							1	5	6							
	Totals	**21**	**53**	**8**	**21**	**10**	**18**	**10**	**27**	**37**	**24**	**60**	**16**	**19**	**1**	**6**	**200**

TOTAL FG%	1st Half: 10-25 40.0%	2nd Half: 11-28 39.3%	Game: 39.6%
3-Pt. FG%	1st Half: 4-9 44.4%	2nd Half: 4-12 33.3%	Game: 38.1%
F Throw %	1st Half: 3-5 60.0%	2nd Half: 7-13 53.8%	Game: 55.6%

Kansas State		tot-fg fg	tot-fg fga	3-pt fg	3-pt fga	ft	fta	rebounds of	rebounds de	rebounds tot	pf	tp	a	to	blk	s	min
20	Martin f	2	9	0	2	1	2	3	1	4	4	5	0	1	0	0	12
50	Colon f	1	2	0	0	2	2	3	4	7	3	4	1	0	0	0	20
02	Young g	4	13	1	5	2	4	1	2	3	4	11	5	4	1	2	25
03	Harris g	8	19	3	9	3	4	3	4	7	0	22	1	1	2	2	34
15	Hoskins g	4	15	1	7	6	9	5	2	7	2	15	2	1	0	1	30
05	Stewart	1	9	0	3	0	0	1	1	2	1	2	4	1	0	2	20
14	Afeli	0	1	0	0	0	0	2	1	3	1	0	0	0	0	0	5
31	Merriewether	0	0	0	0	0	0	0	0	0	0	0	0	0	0	0	0+
34	Wright	4	11	1	3	1	2	5	8	13	2	10	3	1	1	1	34
55	Bennett	0	1	0	0	1	4	2	1	3	1	1	0	0	4	0	20
	TEAM							7	3	10							
	Totals	**24**	**80**	**6**	**29**	**16**	**27**	**32**	**27**	**59**	**18**	**70**	**16**	**9**	**8**	**8**	**200**

TOTAL FG%	1st Half: 13-44 29.5%	2nd Half: 11-36 30.6%	Game: 30.0%
3-Pt. FG%	1st Half: 3-15 20.0%	2nd Half: 3-14 21.4%	Game: 20.7%
F Throw %	1st Half: 5-9 55.6%	2nd Half: 11-18 61.1%	Game: 59.3%

Officials: Steve Olson, Brad Ferrie, John Moore
Technical fouls: William & Mary-None. Kansas State-None.
Attendance: 11390

Score by Periods	1st	2nd	Total
William & Mary	27	33	60
Kansas State	34	36	70

GAME 2
W&M 77, WAGNER 53
NOVEMBER 20, 2006

Wagner		tot-fg fg	tot-fg fga	3-pt fg	3-pt fga	ft	fta	rebounds of	rebounds de	rebounds tot	pf	tp	a	to	blk	s	min
15	Ulrich f	1	2	0	1	1	3	0	5	5	5	3	0	1	0	0	19
20	Smith f	1	5	1	2	1	2	2	3	5	3	4	2	3	0	1	27
34	Radford f	3	6	0	0	1	5	5	0	5	2	7	0	1	0	1	15
23	Porter g	3	9	2	7	2	6	1	5	6	2	10	6	9	1	1	34
33	Drummond g	3	5	0	1	0	0	2	4	6	0	6	1	3	0	0	23
04	Vitale	3	7	2	6	1	1	0	3	3	2	9	1	0	0	0	28
05	Mundweiler	3	13	3	11	2	2	0	1	1	2	11	0	2	0	0	29
11	Duty	0	1	0	1	0	0	0	1	1	0	0	0	0	0	0	7
31	Callahan	0	1	0	0	0	0	0	0	0	0	0	0	0	0	0	1
51	Nielsen	0	2	0	2	3	4	0	0	0	1	3	0	0	0	0	12
55	Orock	0	1	0	0	0	0	0	1	1	0	0	0	0	0	0	5
	Team							1	4	5							
	Totals	**17**	**52**	**8**	**31**	**11**	**23**	**11**	**27**	**38**	**17**	**53**	**10**	**19**	**1**	**3**	**200**

TOTAL FG%	1st Half: 7-22 31.8%	2nd Half: 10-30 33.3%	Game: 32.7%
3-Pt. FG%	1st Half: 3-14 21.4%	2nd Half: 5-17 29.4%	Game: 25.8%
F Throw %	1st Half: 3-10 30.0%	2nd Half: 8-13 61.5%	Game: 47.8%

W&M		tot-fg fg	tot-fg fga	3-pt fg	3-pt fga	ft	fta	rebounds of	rebounds de	rebounds tot	pf	tp	a	to	blk	s	min
13	Kisielius f	8	12	2	4	0	1	0	2	2	4	18	1	3	0	3	28
15	Stein f	1	1	0	0	0	0	0	0	0	4	2	1	1	0	0	7
02	Schneider g	2	3	1	2	3	4	0	2	2	3	8	6	1	0	1	25
11	Mann g	0	6	0	3	0	0	0	3	3	0	0	1	0	1	1	23
24	Payton g	4	6	1	3	0	0	1	7	8	1	9	2	1	0	2	21
00	Hess	1	3	0	0	0	0	0	3	3	2	2	0	1	1	0	8
03	Trumbower	1	2	0	1	0	0	0	1	1	2	2	1	1	0	0	16
04	Smith	1	4	0	0	0	1	1	4	5	3	2	0	0	1	0	12
12	Barnett	0	0	0	0	0	1	0	1	1	1	0	0	0	1	0	2
20	Carrabine	1	1	0	0	2	3	0	1	1	0	4	0	0	0	0	12
22	Sumner	5	10	2	5	0	0	3	0	3	0	12	1	0	0	1	16
23	Darnell	3	5	1	1	0	0	3	2	5	1	7	3	1	0	0	15
25	Stratton	1	1	0	0	0	0	1	0	1	0	2	0	0	0	0	2
45	Cofield	4	10	0	0	1	2	0	5	5	4	9	0	4	0	0	13
	Team							1	1	2							
	Totals	**32**	**64**	**7**	**19**	**6**	**12**	**10**	**32**	**42**	**25**	**77**	**16**	**13**	**4**	**8**	**200**

TOTAL FG%	1st Half: 13-29 44.8%	2nd Half: 19-35 54.3%	Game: 50.0%
3-Pt. FG%	1st Half: 4-11 36.4%	2nd Half: 3-8 37.5%	Game: 36.8%
F Throw %	1st Half: 1-4 25.0%	2nd Half: 5-8 62.5%	Game: 50.0%

Officials: Harold Harris, Jr., George Harry, Ray Perone
Technical fouls: Wagner-Ulrich, James. William and Mary-None.
Attendance: 3197

Score by Periods	1st	2nd	Total
Wagner	20	33	53
William & Mary	31	46	77

GAME 3
HOLY CROSS 66, W&M 57
NOVEMBER 25, 2006

W&M		tot-fg fg	tot-fg fga	3-pt fg	3-pt fga	ft	fta	rebounds of	rebounds de	rebounds tot	pf	tp	a	to	blk	s	min
45	Cofield f	4	8	0	0	0	0	2	4	6	1	8	1	1	0	0	26
13	Kisielius f	4	10	2	4	0	0	1	2	3	1	10	1	5	1	0	30
24	Payton g	5	14	1	4	4	5	2	3	5	3	15	3	1	0	1	36
02	Schneider g	1	7	0	4	2	4	0	1	1	4	4	1	1	0	3	29
11	Mann g	5	9	2	5	0	1	0	6	6	3	12	4	0	0	0	27
03	Trumbower	0	0	0	0	0	0	0	1	1	1	0	1	0	0	0	4
04	Smith	1	2	0	0	1	1	0	2	2	5	3	0	1	1	0	11
15	Stein	1	1	0	0	1	2	0	0	0	2	3	0	4	0	0	18
20	Carrabine	0	0	0	0	0	0	0	0	0	0	0	0	0	0	0	2
22	Sumner	1	4	0	0	0	1	2	2	4	0	2	0	2	0	0	14
23	Darnell	0	1	0	0	0	0	0	0	0	0	0	0	0	0	0	3
	TEAM							3	1	4							
	Totals	**22**	**56**	**5**	**17**	**8**	**14**	**10**	**22**	**32**	**20**	**57**	**11**	**15**	**2**	**4**	**200**

TOTAL FG%	1st Half: 9-24 37.5%	2nd Half: 13-32 40.6%	Game: 39.3%
3-Pt. FG%	1st Half: 2-9 22.2%	2nd Half: 3-8 37.5%	Game: 29.4%
F Throw %	1st Half: 6-9 66.7%	2nd Half: 2-5 40.0%	Game: 57.1%

Holy Cross		tot-fg fg	tot-fg fga	3-pt fg	3-pt fga	ft	fta	rebounds of	rebounds de	rebounds tot	pf	tp	a	to	blk	s	min
21	Vander Baan, f	1	8	0	3	0	0	4	5	9	4	2	1	0	0	0	28
33	Cunningham f	2	4	2	4	0	0	0	2	2	0	6	0	0	0	0	16
00	Clifford c	4	12	0	2	5	6	5	1	6	4	13	1	4	2	0	31
01	Thomas g	2	9	1	4	5	5	1	3	4	2	10	4	3	0	2	32
10	Simmons g	5	12	1	6	5	9	2	6	8	4	16	2	1	2	7	30
02	Cruze	0	0	0	0	0	0	1	0	1	1	0	0	0	0	0	3
03	Dixon	1	3	1	3	0	0	0	1	1	1	3	0	0	0	0	6
20	Doherty	4	8	0	3	2	3	0	5	5	2	10	5	1	0	2	32
43	McCarthy	0	0	0	0	0	0	0	1	1	0	0	0	3	1	0	5
53	Meister	3	4	0	0	0	0	1	1	2	0	6	1	0	0	1	17
	TEAM							3	1	4				1			
	Totals	**22**	**60**	**5**	**25**	**17**	**23**	**17**	**26**	**43**	**18**	**66**	**14**	**13**	**5**	**12**	**200**

TOTAL FG%	1st Half: 13-25 52.0%	2nd Half: 9-35 25.7%	Game: 36.7%
3-Pt. FG%	1st Half: 4-14 28.6%	2nd Half: 1-11 9.1%	Game: 20.0%
F Throw %	1st Half: 4-6 66.7%	2nd Half: 13-17 76.5%	Game: 73.9%

Officials: Don McEvoy, Kevin Hart, Joe Pescitelli
Technical fouls: William & Mary-None. Holy Cross-None.
Attendance: 2103

Score by Periods	1st	2nd	Total
William & Mary	26	31	57
Holy Cross	34	32	66

GAME 4
NAVY 79, W&M 63
NOVEMBER 28, 2006

W&M		tot-fg fg	tot-fg fga	3-pt fg	3-pt fga	ft	fta	rebounds of	rebounds de	rebounds tot	pf	tp	a	to	blk	s	min
13	Kisielius f	2	3	0	0	4	5	0	4	4	1	8	0	3	0	1	26
15	Stein f	2	2	0	0	0	0	1	1	2	0	4	0	1	0	0	13
23	Darnell f	0	1	0	0	0	0	0	2	2	1	0	1	2	1	0	10
11	Mann g	1	6	1	6	0	0	0	2	2	2	3	3	2	0	0	26
24	Payton g	5	16	0	2	2	2	3	0	3	3	12	1	2	1	2	28
00	Hess	1	1	0	0	0	0	0	0	0	1	2	0	0	0	0	6
03	Trumbower	2	4	0	2	8	9	2	4	6	3	12	4	1	0	0	25
04	Smith	4	6	0	1	1	4	2	2	4	2	9	1	2	0	2	19
20	Carrabine	3	7	3	7	0	0	0	0	0	0	9	0	1	0	0	18
22	Sumner	2	8	0	3	0	0	1	0	1	0	4	1	1	0	1	19
45	Cofield	0	1	0	0	0	0	1	2	3	0	0	0	3	0	0	10
	Team							2	1	3							
	Totals	**22**	**55**	**4**	**21**	**15**	**20**	**12**	**18**	**30**	**13**	**63**	**11**	**18**	**2**	**6**	**200**

TOTAL FG%	1st Half: 12-29 41.4%	2nd Half: 10-26 38.5%	Game: 40.0%
3-Pt. FG%	1st Half: 4-12 33.3%	2nd Half: 0-9 0.0%	Game: 19.0%
F Throw %	1st Half: 0-1 0.0%	2nd Half: 15-19 78.9%	Game: 75.0%

Navy		tot-fg fg	tot-fg fga	3-pt fg	3-pt fga	ft	fta	rebounds of	rebounds de	rebounds tot	pf	tp	a	to	blk	s	min
15	Stanton f	3	5	0	0	2	3	0	3	3	4	8	2	0	0	1	19
21	Topercer f	3	5	1	1	2	2	0	2	2	3	9	2	1	0	0	30
03	Sprink g	5	6	1	2	4	4	1	3	4	0	15	3	2	0	2	36
10	Johnson g	3	6	1	2	3	5	0	5	5	3	10	1	3	0	3	31
24	Kina g	6	8	2	3	4	6	1	6	7	2	18	6	6	1	5	29
01	Young	0	3	0	0	0	0	1	0	1	0	0	0	0	0	0	4
05	Harris	3	5	2	3	1	2	0	4	4	0	9	2	2	0	0	16
20	Brigham	1	1	0	0	0	0	0	0	0	0	2	0	0	0	0	3
23	White	0	0	0	0	0	0	0	0	0	1	0	0	0	0	0	2
30	Fenske	1	2	0	0	0	0	0	0	0	2	2	0	0	0	0	5
33	Teague	2	3	2	3	0	1	0	1	1	4	6	4	3	0	0	25
	TEAM							1		1							
	Totals	**27**	**44**	**9**	**14**	**16**	**23**	**4**	**24**	**28**	**19**	**79**	**20**	**17**	**1**	**11**	**200**

TOTAL FG%	1st Half: 14-25 56.0%	2nd Half: 13-19 68.4%	Game: 61.4%
3-Pt. FG%	1st Half: 6-8 75.0%	2nd Half: 3-6 50.0%	Game: 64.3%
F Throw %	1st Half: 4-5 80.0%	2nd Half: 12-18 66.7%	Game: 69.6%

Officials: Jeff Janosik, Andrew Marotta, Kevin Quirk
Technical fouls: William & Mary-None. Navy-None.
Attendance: 1285

Score by Periods	1st	2nd	Total
William & Mary	28	35	63
Navy	38	41	79

GAME 5
W&M 59, JACKSONVILLE STATE 56
DECEMBER 1, 2006

JSU		tot-fg fg	tot-fg fga	3-pt fg	3-pt fga	ft	fta	rebounds of	rebounds de	rebounds tot	pf	tp	a	to	blk	s	min
21	Bradley f	4	9	0	1	1	2	0	3	3	5	9	1	6	0	4	28
33	Brown f	7	13	0	0	1	4	2	5	7	5	15	1	5	2	0	27
10	Ginn g	3	6	2	4	0	0	0	0	0	3	8	3	5	0	4	36
14	Smith g	2	6	0	3	0	0	0	0	0	2	4	0	0	0	2	11
30	Adams g	7	17	0	6	0	0	2	7	9	3	14	1	0	0	2	30
01	Thomas	0	3	0	3	0	0	0	0	0	0	0	1	0	0	0	4
05	Bray	0	1	0	1	0	0	0	0	0	0	0	4	3	0	0	18
15	Crow	1	3	0	0	1	2	3	1	4	2	3	0	0	1	0	14
22	Mbdoji	0	1	0	0	0	0	0	3	3	1	0	0	0	1	0	8
23	Shellwood	1	3	1	1	0	0	1	0	1	4	3	1	0	0	2	24
	TEAM							1	2	3							
	Totals	**25**	**62**	**3**	**19**	**3**	**8**	**9**	**21**	**30**	**25**	**56**	**12**	**19**	**4**	**14**	**200**

TOTAL FG%	1st Half: 9-28 32.1%	2nd Half: 16-34 47.1%	Game: 40.3%
3-Pt. FG%	1st Half: 1-9 11.1%	2nd Half: 2-10 20.0%	Game: 15.8%
F Throw %	1st Half: 1-4 25.0%	2nd Half: 2-4 50.0%	Game: 37.5%

W&M		tot-fg fg	tot-fg fga	3-pt fg	3-pt fga	ft	fta	rebounds of	rebounds de	rebounds tot	pf	tp	a	to	blk	s	min
04	Smith f	1	3	0	0	0	0	2	1	3	0	2	0	2	0	0	17
23	Darnell f	0	3	0	0	0	2	0	5	5	2	0	1	3	0	0	16
11	Mann g	4	8	0	3	0	0	0	5	5	2	8	2	4	0	1	28
13	Kisielius g	5	6	1	2	9	12	3	3	6	0	20	1	6	0	1	31
20	Carrabine g	1	5	0	3	0	0	0	2	2	0	2	1	0	0	0	14
00	Hess	0	1	0	0	0	1	0	1	1	1	0	0	0	0	0	6
03	Trumbower	0	2	0	1	2	2	1	4	5	2	2	1	1	0	1	20
15	Stein	1	1	0	0	0	2	2	4	6	1	2	4	3	0	0	20
22	Sumner	0	4	0	0	0	6	2	0	2	0	0	0	0	1	1	10
24	Payton	6	10	1	2	5	6	2	3	5	1	18	0	4	0	2	26
45	Cofield	2	6	0	0	1	2	1	1	2	2	5	1	5	1	3	12
	Team							4	1	5							
	Totals	**20**	**49**	**2**	**11**	**17**	**33**	**17**	**30**	**47**	**11**	**59**	**11**	**28**	**2**	**9**	**200**

TOTAL FG%	1st Half: 11-25 44.0%	2nd Half: 9-24 37.5%	Game: 40.8%
3-Pt. FG%	1st Half: 2-7 28.6%	2nd Half: 0-4 0.0%	Game: 18.2%
F Throw %	1st Half: 3-7 42.9%	2nd Half: 14-26 53.8%	Game: 51.5%

Officials: Alvin Scott, Scott Smith, Shawn Carpenter
Technical fouls: Jacksonville State-None. William and Mary-None.
Attendance: 2684

Score by Periods	1st	2nd	Total
Jacksonville State	20	36	56
William and Mary	27	32	59

GAME 6
W&M 73, CORNELL 68
DECEMBER 2, 2006

Cornell		tot-fg fg	tot-fg fga	3-pt fg	3-pt fga	ft	fta	rebounds of	rebounds de	rebounds tot	pf	tp	a	to	blk	s	min
20	Wittman f	6	14	4	9	0	0	0	2	2	2	16	3	3	0	1	44
42	Naeve f	4	8	0	0	3	5	2	6	8	5	11	2	4	4	0	29
03	Dow g	1	4	0	2	0	0	0	1	1	0	2	5	3	0	3	32
05	Battle g	7	10	1	2	6	6	1	3	4	2	21	2	2	0	0	41
12	Dale g	4	10	1	3	0	0	1	2	3	5	9	4	2	0	0	24
01	Ihekweazu	0	0	0	0	0	0	0	1	1	3	0	0	0	0	0	3
11	App	1	3	1	2	0	0	0	0	0	0	3	0	0	0	0	17
22	Mullen	1	1	0	0	0	0	0	0	0	1	2	0	0	0	1	7
33	Tyler	0	0	0	0	0	0	0	1	1	2	0	0	0	0	0	5
34	Kreefer	2	3	0	1	0	0	1	2	3	3	4	1	1	0	0	22
40	Reynolds	0	0	0	0	0	0	0	0	0	1	0	0	1	0	0	1
	TEAM							2	4	6							
	Totals	**26**	**53**	**7**	**19**	**9**	**11**	**7**	**22**	**29**	**24**	**68**	**17**	**16**	**4**	**5**	**225**

TOTAL FG%	1st Half: 12-26 46.2%	2nd Half: 11-19 57.9%	Game: 49.1%
3-Pt. FG%	1st Half: 4-10 40.0%	2nd Half: 3-7 42.9%	Game: 36.8%
F Throw %	1st Half: 2-3 66.7%	2nd Half: 7-8 87.5%	Game: 81.8%

W&M		tot-fg fg	tot-fg fga	3-pt fg	3-pt fga	ft	fta	rebounds of	rebounds de	rebounds tot	pf	tp	a	to	blk	s	min
15	Stein f	1	1	0	0	0	3	3	1	4	2	2	2	2	1	0	30
22	Sumner f	1	4	0	2	0	0	0	0	0	0	2	0	1	0	0	10
45	Cofield f	1	6	0	0	0	0	1	3	4	2	2	0	1	0	1	11
03	Trumbower g	2	4	1	3	2	2	0	2	2	3	7	5	1	0	0	27
24	Payton g	1	5	0	1	8	10	1	1	2	0	10	1	3	0	3	34
00	Hess	0	0	0	0	0	0	0	0	0	0	0	0	0	0	0	3
04	Smith	3	6	0	0	0	2	1	1	2	1	6	0	2	0	1	16
11	Mann	5	13	4	10	1	2	0	4	4	2	15	1	0	0	0	29
13	Kisielius	7	12	3	6	4	4	3	3	6	2	21	4	1	0	1	35
20	Carrabine	2	3	1	2	0	0	1	0	1	1	5	0	0	0	0	13
23	Darnell	1	2	0	0	1	1	0	1	1	2	3	3	2	2	1	17
	Team							4	3	7							
	Totals	**24**	**56**	**9**	**24**	**16**	**24**	**14**	**19**	**33**	**15**	**73**	**16**	**13**	**3**	**7**	**225**

TOTAL FG%	1st Half: 10-23 43.5%	2nd Half: 11-28 39.3%	Game: 42.9%
3-Pt. FG%	1st Half: 4-10 40.0%	2nd Half: 5-13 38.5%	Game: 37.5%
F Throw %	1st Half: 1-2 50.0%	2nd Half: 10-16 62.5%	Game: 66.7%

Officials: Alvin Cox, Scott Smith, Shawn Carpenter
Technical fouls: Cornell-None. William and Mary-None.
Attendance: 2118

Score by Periods	1st	2nd	OT	Total
Cornell	30	32	6	68
William and Mary	25	37	11	73

GAME 7
TOWSON 73, W&M 60
DECEMBER 5, 2006

Towson		tot-fg fg	tot-fg fga	3-pt fg	3-pt fga	ft	fta	rebounds of	rebounds de	rebounds tot	pf	tp	a	to	blk	s	min
22	Abraham f	5	10	0	2	4	5	2	6	8	2	14	0	2	0	1	37
25	Tubbs f	3	5	0	0	1	2	3	4	7	2	7	2	2	0	0	28
33	Pease f	2	3	0	1	0	0	0	2	2	2	4	0	1	0	1	16
01	Williams g	2	3	0	1	0	0	0	2	2	2	4	3	2	0	0	21
14	Neal g	8	16	4	11	6	7	0	5	5	2	26	7	3	0	0	34
03	Crossin	0	3	0	3	4	4	0	3	3	0	4	2	2	0	1	23
04	Coleman	4	6	1	2	1	2	0	2	2	0	10	2	1	0	3	15
12	Breaux	1	1	0	0	0	0	0	1	1	2	2	0	0	1	1	14
20	Spriull	1	2	0	0	0	0	0	3	3	2	2	1	0	0	0	12
	TEAM							1	3	4							
	Totals	**26**	**49**	**5**	**20**	**16**	**20**	**6**	**31**	**37**	**14**	**73**	**17**	**13**	**1**	**7**	**200**

TOTAL FG%	1st Half: 15-27 55.6%	2nd Half: 11-22 50.0%	Game: 53.1%
3-Pt. FG%	1st Half: 4-10 40.0%	2nd Half: 1-10 10.0%	Game: 25.0%
F Throw %	1st Half: 8-11 72.7%	2nd Half: 8-9 88.9%	Game: 80.0%

W&M		tot-fg fg	tot-fg fga	3-pt fg	3-pt fga	ft	fta	rebounds of	rebounds de	rebounds tot	pf	tp	a	to	blk	s	min
04	Smith f	0	1	0	0	0	0	0	2	2	0	0	0	0	0	0	10
13	Kisielius f	0	6	0	3	0	0	0	0	0	0	0	4	1	0	0	29
03	Trumbower g	0	2	0	1	2	2	1	3	4	2	2	3	1	0	0	20
11	Mann g	1	8	0	6	4	4	0	0	0	1	6	2	0	0	2	24
20	Carrabine g	3	6	3	6	1	2	0	2	2	2	10	0	0	0	0	16
00	Hess	0	0	0	0	0	0	0	0	0	1	0	0	0	0	0	6
02	Schneider	5	9	4	8	4	5	0	2	2	3	18	2	1	0	1	28
15	Stein	3	4	0	0	0	1	1	3	4	3	6	4	2	0	0	28
22	Sumner	0	2	0	1	0	0	0	1	1	0	0	1	0	0	0	3
23	Darnell	0	0	0	0	2	2	1	2	3	2	2	0	2	0	0	4
24	Payton	7	16	1	4	1	2	0	4	4	5	16	0	1	0	1	28
45	Cofield	0	0	0	0	0	0	1	0	1	0	0	0	0	0	0	4
	Team							1	1	2							
	Totals	**19**	**54**	**8**	**29**	**14**	**18**	**5**	**21**	**26**	**19**	**60**	**16**	**8**	**0**	**4**	**200**

TOTAL FG%	1st Half: 8-25 32.0%	2nd Half: 11-29 37.9%	Game: 35.2%
3-Pt. FG%	1st Half: 3-11 27.3%	2nd Half: 5-18 27.8%	Game: 27.6%
F Throw %	1st Half: 6-9 66.7%	2nd Half: 8-9 88.9%	Game: 77.8%

Officials: Steve Gordon, Sean Casady, Raymond Styons
Technical fouls: Towson-None. William and Mary-None.
Attendance: 2073

Score by Periods	1st	2nd	Total
Towson	42	31	73
William and Mary	25	35	60

GAME 8
W&M 61, NORTH FLORIDA 44
DECEMBER 8, 2006

North Florida		tot-fg fg	tot-fg fga	3-pt fg	3-pt fga	ft	fta	rebounds of	rebounds de	rebounds tot	pf	tp	a	to	blk	s	min
23	Williams f	4	10	0	1	1	4	2	5	7	3	9	3	5	2	0	40
24	Cham f	1	5	1	1	0	0	0	2	2	5	3	0	0	0	0	22
21	Grimball c	3	6	0	0	0	2	3	2	5	2	6	0	1	2	0	22
13	Timberlake g	6	13	3	7	0	0	0	2	2	3	15	1	3	0	0	37
25	Sparkes g	2	9	1	4	0	0	1	3	4	1	5	2	3	0	0	39
03	Henry	1	2	0	0	0	0	3	1	4	1	2	0	1	0	0	16
05	Gibson	0	1	0	1	0	0	0	1	1	0	0	0	2	0	0	6
14	Yousefzadeh	0	0	0	0	0	0	0	0	0	0	0	0	0	0	0	0+
33	Polite	0	0	0	0	0	0	0	0	0	0	0	0	0	0	0	0+
34	Caruthers	1	8	0	3	2	2	0	3	3	1	4	1	0	0	0	18
	TEAM							3	2	5							
	Totals	**18**	**54**	**5**	**17**	**3**	**8**	**12**	**21**	**33**	**16**	**44**	**7**	**15**	**4**	**0**	**200**

TOTAL FG%	1st Half: 8-28 28.6%	2nd Half: 10-26 38.5%	Game: 33.3%
3-Pt. FG%	1st Half: 2-5 40.0%	2nd Half: 3-12 25.0%	Game: 29.4%
F Throw %	1st Half: 0-0 0.0%	2nd Half: 3-8 37.5%	Game: 37.5%

W&M		tot-fg fg	tot-fg fga	3-pt fg	3-pt fga	ft	fta	rebounds of	rebounds de	rebounds tot	pf	tp	a	to	blk	s	min
13	Kisielius f	2	5	0	2	1	2	2	0	2	1	5	3	1	2	1	30
15	Stein f	3	4	0	1	4	8	0	4	4	3	10	0	1	2	2	23
02	Schneider g	2	5	2	4	4	4	1	2	3	1	10	5	2	0	2	31
11	Mann g	4	11	1	6	4	4	1	8	9	2	13	3	1	0	0	29
24	Payton g	4	10	1	3	1	1	1	2	3	1	10	0	3	0	3	26
00	Hess	1	2	0	0	1	4	1	0	1	0	3	0	0	0	0	11
03	Trumbower	1	3	0	1	0	0	1	2	3	2	2	2	1	0	3	15
04	Smith	1	2	0	0	1	2	1	0	1	1	3	0	0	0	0	9
12	Barnett	0	0	0	0	0	0	0	0	0	0	0	0	0	0	0	1
20	Carrabine	2	3	1	2	0	0	0	1	1	0	5	0	1	0	0	10
22	Sumner	0	1	0	1	0	0	0	0	0	0	0	0	0	0	0	1
23	Darnell	0	0	0	0	0	0	0	0	0	1	0	0	1	0	1	9
25	Stratton	0	0	0	0	0	0	0	0	0	0	0	0	0	0	0	1
45	Cofield	0	1	0	0	0	0	0	0	0	0	0	1	0	0	0	4
	Team							1	7	8							
	Totals	**20**	**47**	**5**	**20**	**16**	**25**	**9**	**26**	**35**	**12**	**61**	**14**	**11**	**4**	**12**	**200**

TOTAL FG%	1st Half: 8-21 38.1%	2nd Half: 12-26 46.2%	Game: 42.6%
3-Pt. FG%	1st Half: 2-9 22.2%	2nd Half: 3-11 27.3%	Game: 25.0%
F Throw %	1st Half: 3-8 37.5%	2nd Half: 13-17 76.5%	Game: 64.0%

Officials: Bryan Kersey, Kyle Neve, Scott Smith
Technical fouls: North Florida-None. William and Mary-None.
Attendance: 2135

Score by Periods	1st	2nd	Total
North Florida	18	26	44
William and Mary	21	40	61

GAME 9
W&M 70, UMBC 58
DECEMBER 22, 2006

UMBC		tot-fg fg	tot-fg fga	3-pt fg	3-pt fga	ft	fta	rebounds of	rebounds de	rebounds tot	pf	tp	a	to	blk	s	min
30	Fry f	0	1	0	0	0	0	0	1	1	2	0	0	0	0	0	20
44	Housman f	3	5	0	0	3	4	2	4	6	3	9	2	1	0	0	35
02	Greene g	1	5	0	4	0	0	0	0	0	1	2	0	1	0	1	25
12	Pugh g	3	7	1	4	6	6	2	3	5	1	13	4	3	0	1	40
23	Young 6	9	0	1	2	2	0	3	3	2	14	0	4	0	0	37	
05	Seaborn	0	1	0	0	2	3	0	0	0	1	2	0	0	0	0	2
21	Spadafora	1	3	0	1	0	0	0	0	0	1	2	0	0	0	0	15
24	Hodges	7	14	2	4	0	0	1	3	4	4	16	0	1	0	3	26
40	Eshietedoho	0	0	0	0	0	0	0	0	0	0	0	0	1	0	0	0+
	TEAM							2	3	5				1			
	Totals	**21**	**45**	**3**	**14**	**13**	**15**	**7**	**17**	**24**	**15**	**58**	**6**	**12**	**0**	**5**	**200**

TOTAL FG%	1st Half: 7-18 38.9%	2nd Half: 14-27 51.9%	Game: 46.7%
3-Pt. FG%	1st Half: 2-5 40.0%	2nd Half: 1-9 11.1%	Game: 21.4%
F Throw %	1st Half: 9-11 81.8%	2nd Half: 4-4 100%	Game: 86.7%

W&M		tot-fg fg	tot-fg fga	3-pt fg	3-pt fga	ft	fta	rebounds of	rebounds de	rebounds tot	pf	tp	a	to	blk	s	min
13	Kisielius f	5	7	2	3	7	8	2	1	3	1	19	2	2	2	1	34
15	Stein f	2	5	0	0	0	0	0	2	2	3	4	0	0	0	1	19
02	Schneider g	3	8	3	6	2	2	0	1	1	1	11	2	1	0	0	34
11	Mann g	1	4	0	2	3	3	0	0	0	1	5	2	2	0	0	26
24	Payton g	1	2	1	1	4	4	0	4	4	1	7	4	1	0	0	32
00	Hess	1	1	0	0	2	2	0	0	0	2	4	1	0	0	0	6
03	Trumbower	2	2	0	0	2	2	0	0	0	0	6	0	1	0	0	9
04	Smith	4	8	0	0	1	1	1	4	5	2	9	0	2	0	0	15
20	Carrabine	2	5	1	3	0	0	0	4	4	1	5	0	0	0	1	13
23	Darnell	0	0	0	0	0	0	0	0	0	1	0	0	0	0	0	12
	Team							2	2	4							
	Totals	**21**	**42**	**7**	**15**	**21**	**22**	**5**	**18**	**23**	**13**	**70**	**11**	**9**	**2**	**3**	**200**

TOTAL FG%	1st Half: 14-21 66.7%	2nd Half: 7-21 33.3%	Game: 50.0%
3-Pt. FG%	1st Half: 7-12 58.3%	2nd Half: 0-3 0.0%	Game: 46.7%
F Throw %	1st Half: 7-7 100%	2nd Half: 14-15 93.3%	Game: 95.5%

Officials: Sean Casady, Kyle Neve, Matt Oblas
Technical fouls: UMBC-None. William and Mary-None.
Attendance: 1421

Score by Periods	1st	2nd	Total
UMBC	25	33	58
William and Mary	42	28	70

GAME 10
W&M 72, HAMPTON 67
DECEMBER 28, 2006

Hampton		tot-fg fg	tot-fg fga	3-pt fg	3-pt fga	ft	fta	rebounds of	rebounds de	rebounds tot	pf	tp	a	to	blk	s	min
01	Pilgrim f	5	10	1	4	1	2	5	4	9	5	12	0	8	0	1	24
21	Freeman f	3	7	0	1	4	8	2	2	4	2	10	0	2	0	0	38
50	Clark f	0	2	0	2	2	3	1	1	2	2	2	0	2	0	0	16
02	Simpson g	2	5	2	3	0	0	0	0	0	1	6	0	0	0	0	21
03	West g	8	16	2	6	10	12	0	3	3	3	28	1	4	0	5	34
12	Smalling	0	0	0	0	0	0	2	1	3	4	0	1	0	0	1	11
14	Mattox	0	0	0	0	0	0	1	1	2	1	0	0	1	0	2	15
15	Woodard	2	2	0	0	2	4	1	1	2	2	6	0	1	0	0	22
32	Ntoko	1	4	1	4	0	0	0	0	0	1	3	1	0	0	0	7
33	Pehoua	0	1	0	0	0	0	2	0	2	1	0	1	1	0	1	9
34	Sumner	0	0	0	0	0	0	0	0	0	0	0	0	0	0	0	0+
40	Robinson	0	0	0	0	0	2	1	0	1	2	0	0	1	0	1	3
	Team							1		1				1			
	Totals	**21**	**47**	**6**	**20**	**19**	**31**	**16**	**13**	**29**	**24**	**67**	**4**	**21**	**0**	**11**	**200**

TOTAL FG%	1st Half: 9-19 47.4%	2nd Half: 12-28 42.9%	Game: 44.7%
3-Pt. FG%	1st Half: 3-9 33.3%	2nd Half: 3-11 27.3%	Game: 30.0%
F Throw %	1st Half: 6-9 66.7%	2nd Half: 13-22 59.1%	Game: 61.3%

W&M		tot-fg fg	tot-fg fga	3-pt fg	3-pt fga	ft	fta	rebounds of	rebounds de	rebounds tot	pf	tp	a	to	blk	s	min
13	Kisielius f	4	5	2	2	8	12	0	1	1	3	18	3	3	0	1	31
15	Stein f	2	3	0	0	3	3	2	1	3	4	7	1	3	0	0	20
02	Schneider g	1	5	1	5	3	6	0	3	3	4	6	3	3	0	0	29
11	Mann g	4	8	2	5	2	2	2	1	3	2	12	1	3	0	1	30
24	Payton g	4	7	2	2	2	2	1	1	2	2	12	2	4	0	1	33
00	Hess	0	0	0	0	2	2	1	1	2	1	2	0	2	0	0	7
03	Trumbower	0	1	0	1	1	2	1	1	2	2	1	1	4	0	0	11
04	Smith	4	7	0	1	0	0	1	2	3	3	8	1	1	2	0	21
20	Carrabine	2	4	2	4	0	0	1	0	1	0	6	1	1	0	0	15
23	Darnell	0	1	0	0	0	0	0	0	0	0	0	0	0	0	0	3
	Team							2	3	5							
	Totals	**21**	**41**	**9**	**20**	**21**	**29**	**11**	**14**	**25**	**21**	**72**	**13**	**24**	**2**	**3**	**200**

TOTAL FG%	1st Half: 9-21 42.9%	2nd Half: 12-20 60.0%	Game: 51.2%
3-Pt. FG%	1st Half: 6-12 50.0%	2nd Half: 3-8 37.5%	Game: 45.0%
F Throw %	1st Half: 6-11 54.5%	2nd Half: 15-18 83.3%	Game: 72.4%

Officials: Manny Upton, Alan Spainhour, Harold E. Harris Jr.
Technical fouls: Hampton-None. William and Mary-None.
Attendance: 2107

Score by Periods	1st	2nd	Total
Hampton	27	40	67
William and Mary	30	42	72

GAME 11
W&M 61, RICHMOND 53
DECEMBER 31, 2006

Richmond		tot-fg fg	tot-fg fga	3-pt fg	3-pt fga	ft	fta	rebounds of	rebounds de	rebounds tot	pf	tp	a	to	blk	s	min
21	Gonzalvez f	2	8	0	5	2	2	0	0	0	4	6	1	2	0	1	24
35	Hovde f	1	3	0	1	0	0	1	2	3	2	2	0	1	0	2	23
54	Crank c	5	6	0	0	1	2	0	3	3	0	11	0	0	0	1	21
05	Morris g	5	13	3	9	0	0	2	0	2	4	13	5	2	1	1	38
13	Thomas g	3	6	0	2	2	3	3	4	7	4	8	1	0	0	1	35
03	McGonigal	0	1	0	0	0	0	0	0	0	2	0	0	0	0	0	4
04	Giddings	0	2	0	2	0	0	1	1	2	3	0	0	0	0	0	7
40	Geriot	3	7	1	2	0	2	1	4	5	3	7	0	3	0	0	21
44	Butler	2	11	2	9	0	0	2	1	3	0	6	2	1	0	0	27
	TEAM							1		1							
	Totals	**21**	**57**	**6**	**30**	**5**	**9**	**11**	**15**	**26**	**22**	**53**	**9**	**9**	**1**	**6**	**200**

TOTAL FG%	1st Half: 6-19 31.6%	2nd Half: 15-38 39.5%	Game: 36.8%
3-Pt. FG%	1st Half: 0-9 0.0%	2nd Half: 6-21 28.6%	Game: 20.0%
F Throw %	1st Half: 1-2 50.0%	2nd Half: 4-7 57.1%	Game: 55.6%

W&M		tot-fg fg	tot-fg fga	3-pt fg	3-pt fga	ft	fta	rebounds of	rebounds de	rebounds tot	pf	tp	a	to	blk	s	min
13	Kisielius f	4	6	1	3	2	4	3	5	8	1	11	3	2	2	0	30
15	Stein f	1	2	0	1	2	3	4	4	8	2	4	1	1	0	0	20
02	Schneider g	3	7	3	7	0	1	0	3	3	2	9	0	4	0	2	32
11	Mann g	1	8	0	2	1	2	1	7	8	1	3	4	1	0	0	32
24	Payton g	4	7	1	2	4	6	1	3	4	1	13	2	3	0	1	33
03	Trumbower	0	0	0	0	0	0	0	0	0	1	0	1	1	0	0	8
04	Smith	4	5	0	0	4	5	2	2	4	3	12	0	2	0	1	20
20	Carrabine	2	4	2	4	1	2	1	1	2	1	7	0	1	0	0	15
23	Darnell	1	3	0	1	0	2	1	2	3	2	2	1	1	0	0	10
	Team																
	Totals	**20**	**42**	**7**	**20**	**14**	**25**	**13**	**27**	**40**	**14**	**61**	**12**	**16**	**2**	**4**	**200**

TOTAL FG%	1st Half: 9-20 45.0%	2nd Half: 11-22 50.0%	Game: 47.6%
3-Pt. FG%	1st Half: 4-12 33.3%	2nd Half: 3-8 37.5%	Game: 35.0%
F Throw %	1st Half: 5-11 45.5%	2nd Half: 9-14 64.3%	Game: 56.0%

Officials: Les Jones, Bernard Clinton, Duke Edsall
Technical fouls: Richmond-None. William and Mary-None.
Attendance: 1922

Score by Periods	1st	2nd	Total
Richmond	13	40	53
William and Mary	27	34	61

GAME 12
W&M 67, GEORGE MASON 63
JANUARY 3, 2007

W&M		tot-fg fg	tot-fg fga	3-pt fg	3-pt fga	ft	fta	rebounds of	rebounds de	rebounds tot	pf	tp	a	to	blk	s	min
13	Kisielius f	2	7	0	1	5	6	4	4	8	2	9	5	4	0	1	29
15	Stein f	2	3	0	0	0	0	1	2	3	4	4	1	0	0	0	26
02	Schneider g	3	8	2	6	2	2	1	1	2	3	10	4	3	0	1	36
11	Mann g	5	11	4	9	0	1	0	0	0	1	14	1	1	0	0	32
24	Payton g	5	14	0	2	2	2	4	5	9	2	12	2	2	0	1	31
03	Trumbower	0	0	0	0	0	0	0	0	0	1	0	0	0	0	0	4
04	Smith	4	5	0	0	3	3	1	3	4	1	11	1	1	0	0	14
20	Carrabine	2	3	1	2	0	0	1	3	4	0	5	1	1	0	1	17
23	Darnell	1	5	0	3	0	0	1	3	4	2	2	1	0	0	0	11
	Team								2	2							
	Totals	**24**	**56**	**7**	**23**	**12**	**14**	**13**	**23**	**36**	**16**	**67**	**16**	**12**	**0**	**4**	**200**

TOTAL FG%	1st Half: 10-24 41.7%	2nd Half: 14-32 43.8%	Game: 42.9%
3-Pt. FG%	1st Half: 6-11 54.5%	2nd Half: 1-12 8.3%	Game: 30.4%
F Throw %	1st Half: 5-6 83.3%	2nd Half: 7-8 87.5%	Game: 85.7%

George Mason		tot-fg fg	tot-fg fga	3-pt fg	3-pt fga	ft	fta	rebounds of	rebounds de	rebounds tot	pf	tp	a	to	blk	s	min
33	Birdsong f	2	3	0	0	0	0	0	1	1	3	4	0	1	0	0	16
34	Thomas f	6	7	0	0	8	10	1	3	4	2	20	1	3	0	0	35
05	Norwood g	3	8	1	5	1	1	1	0	1	0	8	5	1	0	2	31
23	Vaughan g	4	10	2	8	0	0	0	4	4	3	10	3	1	0	1	32
42	Campbell g	5	10	3	6	1	1	0	5	5	1	14	6	4	1	0	33
01	Smith	1	5	0	3	3	4	1	1	2	2	5	1	1	0	1	18
02	Carter	0	2	0	1	0	0	0	2	2	2	0	0	0	0	0	16
13	Urbina	0	1	0	0	0	0	0	1	1	1	0	1	1	0	1	5
32	Monroe	1	2	0	0	0	0	0	1	1	1	2	1	0	1	0	14
	TEAM								3	3							
	Totals	**22**	**48**	**6**	**23**	**13**	**16**	**3**	**21**	**24**	**15**	**63**	**18**	**12**	**2**	**5**	**200**

TOTAL FG%	1st Half: 12-22 54.5%	2nd Half: 10-26 38.5%	Game: 45.8%
3-Pt. FG%	1st Half: 5-11 45.5%	2nd Half: 1-12 8.3%	Game: 26.1%
F Throw %	1st Half: 4-5 80.0%	2nd Half: 9-11 81.8%	Game: 81.3%

Officials: Tracy Woodson, Sam Croft, Howard Burgess
Technical fouls: William & Mary-None. George Mason-None.
Attendance: 4409

Score by Periods	1st	2nd	Total
William & Mary	31	36	67
George Mason	33	30	63

GAME 13
W&M 60, NORTHEASTERN 57
JANUARY 6, 2007

	Northeastern	tot-fg fg	tot-fg fga	3-pt fg	3-pt fga	ft	fta	rebounds of	rebounds de	rebounds tot	pf	tp	a	to	blk	s	min
14	Davis f	4	12	0	3	2	2	0	5	5	1	10	4	0	0	0	39
24	Spates f	2	5	2	4	0	0	0	2	2	0	6	1	1	1	0	16
11	Martinez g	2	5	2	5	2	2	0	2	2	3	8	1	0	0	3	29
22	Kelly g	5	11	3	8	4	4	0	5	5	2	17	2	1	0	0	33
23	Janning g	2	7	1	4	1	2	3	2	5	2	6	3	6	1	1	36
20	Smith	0	1	0	0	0	0	1	0	1	1	0	0	0	0	0	12
32	Adako	3	7	0	0	0	0	0	1	1	3	6	0	1	0	0	22
50	Washington	1	3	0	0	2	2	2	1	3	2	4	0	2	0	0	13
	TEAM							1	3	4							
	Totals	19	51	8	24	11	12	7	21	28	14	57	11	11	2	4	200

TOTAL FG% 1st Half: 10-27 37.0% 2nd Half: 9-24 37.5% Game: 37.3%
3-Pt. FG% 1st Half: 5-13 38.5% 2nd Half: 3-11 27.3% Game: 33.3%
F Throw % 1st Half: 2-2 100% 2nd Half: 9-10 90.0% Game: 91.7%

	W&M	tot-fg fg	tot-fg fga	3-pt fg	3-pt fga	ft	fta	rebounds of	rebounds de	rebounds tot	pf	tp	a	to	blk	s	min
13	Kisielius f	3	9	1	5	2	4	1	1	2	2	9	2	2	1	1	28
15	Stein f	4	7	1	1	0	0	0	3	3	1	9	0	2	0	1	24
02	Schneider g	4	9	4	8	1	2	3	5	8	2	13	2	0	0	1	31
11	Mann g	1	6	0	3	0	0	1	4	5	0	2	1	4	1	2	29
24	Payton g	3	9	1	2	8	9	0	2	2	1	15	2	1	0	2	33
03	Trumbower	0	1	0	0	0	0	0	1	1	1	0	1	0	0	0	9
04	Smith	1	2	0	0	2	2	0	1	1	3	4	1	1	0	0	15
20	Carrabine	2	3	1	2	1	2	0	3	3	1	6	2	0	1	0	18
23	Darnell	1	3	0	1	0	0	2	1	3	0	2	0	1	0	0	10
45	Cofield	0	0	0	0	0	0	0	1	1	0	0	0	0	0	0	3
	Team							2	4	6							
	Totals	19	49	8	22	14	19	9	26	35	11	60	11	11	3	7	200

TOTAL FG% 1st Half: 9-27 33.3% 2nd Half: 10-22 45.5% Game: 38.8%
3-Pt. FG% 1st Half: 4-15 26.7% 2nd Half: 4-7 57.1% Game: 36.4%
F Throw % 1st Half: 4-6 66.7% 2nd Half: 10-13 76.9% Game: 73.7%

Officials: William Humes, Nathan Quick, Mark Lindsay
Technical fouls: Northeastern-None. William and Mary-None.
Attendance: 1764

Score by Periods	1st	2nd	Total
Northeastern	27	30	57
William and Mary	26	34	60

GAME 14
W&M 57, GEORGIA STATE 43
JANUARY 8, 2007

	W&M	tot-fg fg	tot-fg fga	3-pt fg	3-pt fga	ft	fta	rebounds of	rebounds de	rebounds tot	pf	tp	a	to	blk	s	min
13	Kisielius f	4	9	3	4	1	2	1	2	3	3	12	1	2	0	1	26
15	Stein f	2	2	1	1	0	0	1	6	7	2	5	4	2	0	0	26
24	Payton g	3	8	0	2	1	1	2	2	4	0	7	1	4	0	1	28
02	Schneider g	3	9	1	6	0	2	1	5	6	2	7	4	2	0	2	33
11	Mann g	3	9	1	6	0	0	1	5	6	0	7	4	1	0	1	29
00	Hess	0	0	0	0	0	0	0	0	0	0	0	0	0	0	0	0+
03	Trumbower	0	1	0	1	0	0	0	1	1	0	0	0	0	0	0	9
04	Smith	3	3	1	1	0	0	0	1	1	4	7	0	2	0	0	11
12	Barnett	0	0	0	0	0	0	0	0	0	0	0	0	1	0	0	0+
20	Carrabine	2	4	1	2	0	0	0	1	1	1	5	0	1	0	1	19
22	Sumner	1	1	0	0	0	0	0	0	0	0	2	0	0	0	0	3
23	Darnell	2	2	0	0	1	2	0	1	1	2	5	0	0	1	0	14
25	Stratton	0	0	0	0	0	0	0	0	0	0	0	0	0	0	0	0+
45	Cofield	0	0	0	0	0	0	0	0	0	1	0	0	0	0	0	2
	Team							2	2	4							
	Totals	**23**	**48**	**8**	**23**	**3**	**7**	**8**	**26**	**34**	**15**	**57**	**14**	**15**	**1**	**6**	**200**

TOTAL FG% 1st Half: 9-24 37.5% 2nd Half: 14-24 58.3% Game: 47.9%
3-Pt. FG% 1st Half: 3-15 20.0% 2nd Half: 5-8 62.5% Game: 34.8%
F Throw % 1st Half: 1-2 50.0% 2nd Half: 2-5 40.0% Game: 42.9%

	Georgia State	tot-fg fg	tot-fg fga	3-pt fg	3-pt fga	ft	fta	rebounds of	rebounds de	rebounds tot	pf	tp	a	to	blk	s	min
02	Perique f	3	7	0	1	2	3	2	1	3	2	8	1	0	0	0	30
20	McBride f	3	6	2	4	0	0	0	1	1	1	8	1	1	0	1	20
01	Chase c	2	10	0	3	4	6	1	4	5	2	8	1	2	0	2	27
21	Mendez g	4	9	1	2	1	1	2	2	4	1	10	0	2	1	2	34
22	Larris g	0	0	0	0	0	1	0	0	0	1	0	2	0	0	0	12
04	Mitchell	0	2	0	1	0	0	2	5	7	0	0	4	2	0	1	21
11	Goldston	1	7	1	3	0	0	1	0	1	1	3	0	2	0	1	21
12	Moynihan	0	2	0	1	0	0	0	0	0	0	0	3	0	0	0	8
32	Billingslea	2	4	0	0	0	0	0	2	2	1	4	0	1	0	0	18
44	Lott	1	1	0	0	0	0	0	0	0	1	2	0	0	0	0	3
50	Dickerson	0	1	0	0	0	0	0	0	0	3	0	0	2	1	0	6
	TEAM								3	3							
	Totals	**16**	**49**	**4**	**15**	**7**	**11**	**8**	**18**	**26**	**13**	**43**	**12**	**12**	**2**	**7**	**200**

TOTAL FG% 1st Half: 7-29 24.1% 2nd Half: 9-20 45.0% Game: 32.7%
3-Pt. FG% 1st Half: 2-9 22.2% 2nd Half: 2-6 33.3% Game: 26.7%
F Throw % 1st Half: 2-3 66.7% 2nd Half: 5-8 62.5% Game: 63.6%

Officials: Mike Wood, Ray Natili, James Barker
Technical fouls: William & Mary-None. Georgia State-None.
Attendance: 717

Score by Periods	1st	2nd	Total
William & Mary	22	35	57
Georgia State	18	25	43

GAME 15
VCU 88, W&M 77
JANUARY 10, 2007

	VCU	tot-fg fg	tot-fg fga	3-pt fg	3-pt fga	ft	fta	rebounds of	rebounds de	rebounds tot	pf	tp	a	to	blk	s	min
02	Fameni f	3	6	0	1	3	4	1	3	4	4	9	2	3	0	1	25
15	Anderson f	2	2	0	0	1	2	0	2	2	4	5	0	1	0	0	10
03	Maynor g	5	11	1	3	8	9	0	2	2	3	19	6	1	0	0	38
20	Walker g	2	4	2	4	2	2	0	2	2	2	8	1	2	0	1	30
23	Pellot-Rosa g	5	8	3	4	7	7	0	2	2	3	20	0	0	0	0	24
10	Coward	0	0	0	0	0	0	0	0	0	0	0	0	0	0	0	2
21	Ndongo	0	0	0	0	0	0	0	0	0	1	0	0	1	0	1	10
24	Shuler	0	1	0	1	0	0	2	4	6	2	0	0	1	0	1	18
30	Roland	2	3	0	0	1	1	2	1	3	4	5	0	1	1	0	13
42	Gwynn	6	7	1	1	9	12	0	3	3	2	22	3	3	0	5	30
	TEAM							1	1	2							
	Totals	**25**	**42**	**7**	**14**	**31**	**37**	**6**	**20**	**26**	**25**	**88**	**12**	**13**	**1**	**9**	**200**

TOTAL FG% 1st Half: 14-23 60.9% 2nd Half: 11-19 57.9% Game: 59.5%
3-Pt. FG% 1st Half: 3-7 42.9% 2nd Half: 4-7 57.1% Game: 50.0%
F Throw % 1st Half: 8-10 80.0% 2nd Half: 23-27 85.2% Game: 83.8%

	W&M	tot-fg fg	tot-fg fga	3-pt fg	3-pt fga	ft	fta	rebounds of	rebounds de	rebounds tot	pf	tp	a	to	blk	s	min
13	Kisielius f	1	10	1	6	4	4	0	2	2	4	7	2	1	0	0	27
15	Stein f	0	2	0	1	0	0	0	1	1	5	0	0	1	0	1	13
02	Schneider g	3	7	2	6	2	5	2	2	4	4	10	3	3	0	0	35
11	Mann g	4	7	3	4	3	3	1	4	5	4	14	2	2	0	1	33
24	Payton g	7	13	2	2	10	11	3	2	5	2	26	2	5	0	4	35
00	Hess	0	0	0	0	0	0	0	0	0	0	0	0	0	0	0	1
03	Trumbower	0	0	0	0	0	0	0	0	0	0	0	0	1	0	0	1
04	Smith	4	5	0	0	4	5	3	2	5	3	12	0	2	0	0	23
20	Carrabine	0	1	0	1	0	0	0	0	0	0	0	0	0	0	0	12
22	Sumner	1	2	0	1	0	0	0	0	0	0	2	0	0	0	0	3
23	Darnell	0	1	0	0	0	0	0	1	1	1	0	1	1	0	1	9
45	Cofield	1	1	0	0	4	6	1	0	1	1	6	0	0	0	0	8
	Team							1	2	3							
	Totals	**21**	**49**	**8**	**21**	**27**	**34**	**11**	**16**	**27**	**24**	**77**	**10**	**16**	**0**	**7**	**200**

TOTAL FG% 1st Half: 12-25 48.0% 2nd Half: 9-24 37.5% Game: 42.9%
3-Pt. FG% 1st Half: 3-12 25.0% 2nd Half: 5-9 55.6% Game: 38.1%
F Throw % 1st Half: 2-4 50.0% 2nd Half: 25-30 83.3% Game: 79.4%

Officials: Steve Gordon, Mark Schnur, Ron Tyburski
Technical fouls: VCU-TEAM. William and Mary-None.
Attendance: 2412

Score by Periods	1st	2nd	Total
VCU	39	49	88
William and Mary	29	48	77

GAME 16
DELAWARE 77, W&M 62
JANUARY 13, 2007

	W&M	tot-fg fg	tot-fg fga	3-pt fg	3-pt fga	ft	fta	rebounds of	rebounds de	rebounds tot	pf	tp	a	to	blk	s	min
13	Kisielius f	0	4	0	1	2	2	2	5	7	3	2	3	3	0	0	23
15	Stein f	2	4	0	0	1	2	0	2	2	2	5	0	2	0	1	13
02	Schneider g	2	8	1	5	2	2	2	0	2	4	7	2	1	0	0	33
11	Mann g	1	8	0	6	0	0	0	3	3	2	2	2	1	0	1	25
24	Payton g	8	14	1	4	2	4	1	2	3	2	19	2	1	0	3	33
03	Trumbower	0	1	0	1	0	0	0	0	0	1	0	0	0	0	0	12
04	Smith	5	9	0	1	6	6	7	2	9	3	16	0	1	0	0	24
20	Carrabine	2	6	0	3	1	2	0	1	1	0	5	1	1	0	0	21
22	Sumner	1	2	0	0	2	2	0	0	0	2	4	0	2	0	0	8
23	Darnell	1	2	0	1	0	0	0	1	1	3	2	0	0	0	0	8
	Team							3	1	4	6						
	Totals	**22**	**58**	**2**	**22**	**16**	**20**	**15**	**17**	**32**	**28**	**62**	**10**	**12**	**0**	**5**	**200**

TOTAL FG% 1st Half: 9-28 32.1% 2nd Half: 13-30 43.3% Game: 37.9%
3-Pt. FG% 1st Half: 0-11 0.0% 2nd Half: 2-11 18.2% Game: 9.1%
F Throw % 1st Half: 7-9 77.8% 2nd Half: 9-11 81.8% Game: 80.0%

	Delaware	tot-fg fg	tot-fg fga	3-pt fg	3-pt fga	ft	fta	rebounds of	rebounds de	rebounds tot	pf	tp	a	to	blk	s	min
15	Courtney f	10	13	3	5	4	5	2	9	11	3	27	2	1	1	0	37
25	McMahon f	4	6	4	6	3	4	0	4	4	2	15	1	0	0	1	36
04	Cannon g	3	8	2	4	6	6	0	4	4	2	14	0	3	1	2	36
14	Johnson g	0	4	0	3	5	8	0	3	3	1	5	10	7	0	1	40
23	Johnson g	4	7	2	4	1	2	1	3	4	2	11	0	2	0	0	32
02	Prothro	1	3	1	3	0	0	0	0	0	3	3	2	0	0	0	14
33	Olawoye	1	1	0	0	0	0	1	0	1	3	2	0	0	1	0	5
	TEAM																
	Totals	**23**	**42**	**12**	**25**	**19**	**25**	**4**	**23**	**27**	**16**	**77**	**15**	**13**	**3**	**4**	**200**

TOTAL FG% 1st Half: 13-26 50.0% 2nd Half: 10-16 62.5% Game: 54.8%
3-Pt. FG% 1st Half: 9-19 47.4% 2nd Half: 3-6 50.0% Game: 48.0%
F Throw % 1st Half: 3-5 60.0% 2nd Half: 16-20 80.0% Game: 76.0%

Officials: Charles Robinson, Tony Dawkins, Mark Lindsay
Technical fouls: William and Mary-None. Delaware-None.
Attendance: 2906

Score by Periods	1st	2nd	Total
William and Mary	25	37	62
Delaware	38	39	77

GAME 17
GEORGE MASON 76, W&M 63
JANUARY 16, 2007

	George Mason	tot-fg fg	tot-fg fga	3-pt fg	3-pt fga	ft	fta	rebounds of	rebounds de	rebounds tot	pf	tp	a	to	blk	s	min
32	Monroe f	4	6	0	0	1	1	1	3	4	2	9	2	0	0	2	35
34	Thomas f	8	10	0	0	3	3	2	2	4	0	19	4	0	0	0	40
01	Smith g	2	8	1	4	0	0	1	0	1	1	5	0	0	0	0	30
02	Carter g	4	5	2	3	2	5	0	2	2	4	12	4	0	0	0	31
42	Campbell g	5	14	4	9	3	7	0	5	5	3	17	3	1	0	4	30
05	Norwood	0	0	0	0	0	0	0	0	0	2	0	3	0	0	0	11
13	Urbina	0	1	0	0	0	0	0	0	0	1	0	0	0	0	0	1
23	Vaughan	4	7	4	7	0	0	0	6	6	1	12	0	2	0	1	21
33	Birdsong	1	1	0	0	0	0	0	0	0	2	2	0	1	0	0	1
	TEAM								2	2							
	Totals	**28**	**52**	**11**	**23**	**9**	**16**	**4**	**20**	**24**	**16**	**76**	**16**	**4**	**0**	**7**	**200**

TOTAL FG%	1st Half: 16-29 55.2%	2nd Half: 12-23 52.2%	Game: 53.8%
3-Pt. FG%	1st Half: 5-15 33.3%	2nd Half: 6-8 75.0%	Game: 47.8%
F Throw %	1st Half: 2-2 100%	2nd Half: 7-14 50.0%	Game: 56.3%

	W&M	tot-fg fg	tot-fg fga	3-pt fg	3-pt fga	ft	fta	rebounds of	rebounds de	rebounds tot	pf	tp	a	to	blk	s	min
13	Kisielius f	7	11	3	5	0	0	2	4	6	5	17	4	1	0	0	35
15	Stein f	4	8	0	1	0	0	1	1	2	1	8	0	2	0	0	28
02	Schneider g	3	7	2	5	3	3	1	6	7	2	11	2	2	0	0	35
11	Mann g	5	7	3	5	0	0	0	4	4	2	13	1	0	0	1	32
24	Payton g	1	6	0	4	2	3	1	2	3	2	4	5	3	0	0	30
03	Trumbower	0	0	0	0	0	0	0	1	1	0	0	1	0	0	0	7
04	Smith	0	0	0	0	0	0	0	0	0	2	0	0	1	0	0	2
20	Carrabine	1	6	1	5	0	1	0	1	1	0	3	0	1	0	0	15
23	Darnell	0	0	0	0	0	0	0	0	0	0	0	0	0	0	0	1
45	Cofield	2	2	0	0	3	3	1	3	4	2	7	1	2	0	0	15
	Team								1	1							
	Totals	**23**	**47**	**9**	**25**	**8**	**10**	**6**	**23**	**29**	**16**	**63**	**14**	**12**	**0**	**1**	**200**

TOTAL FG%	1st Half: 11-19 57.9%	2nd Half: 12-28 42.9%	Game: 48.9%
3-Pt. FG%	1st Half: 4-11 36.4%	2nd Half: 5-14 35.7%	Game: 36.0%
F Throw %	1st Half: 6-7 85.7%	2nd Half: 2-3 66.7%	Game: 80.0%

Officials: Jeff Clark, Bryan Kersey, Bernard Clinton
Technical fouls: George Mason-None. William and Mary-Team.
Attendance: 2729

Score by Periods	1st	2nd	Total
George Mason	39	37	76
William and Mary	32	31	63

GAME 18
HOFSTRA 77, W&M 69
JANUARY 20, 2007

	W&M min	tot-fg fg	tot-fg fga	3-pt fg	3-pt fga	ft	fta	rebounds of	rebounds de	rebounds tot	pf	tp	a	to	blk	s
13	Kisielius f	7	13	1	2	0	1	1	5	6	4	15	2	1	0	1	32
15	Stein f	3	5	0	1	0	0	1	0	1	5	6	1	2	1	0	20
02	Schneider g	0	7	0	5	6	7	1	3	4	3	6	4	2	0	0	32
11	Mann g	3	10	3	8	0	0	0	0	0	5	9	4	2	0	0	28
24	Payton g	7	12	1	4	8	8	1	2	3	2	23	2	1	0	4	36
00	Hess	0	0	0	0	0	0	0	0	0	0	0	0	0	0	0	4
03	Trumbower	0	1	0	0	0	0	0	1	1	1	0	0	0	0	0	7
04	Smith	3	6	1	2	1	1	3	3	6	1	8	1	3	0	0	17
20	Carrabine	0	3	0	2	0	0	1	2	3	2	0	1	1	0	0	16
22	Sumner	0	0	0	0	0	0	0	0	0	0	0	0	0	0	0	0+
23	Darnell	1	1	0	0	0	0	0	1	1	1	2	0	0	0	0	8
	Team							2	2	4							
	Totals	**24**	**58**	**6**	**24**	**15**	**17**	**10**	**19**	**29**	**24**	**69**	**15**	**12**	**1**	**5**	**200**

TOTAL FG%	1st Half: 13-31 41.9%	2nd Half: 11-27 40.7%	Game: 41.4%
3-Pt. FG%	1st Half: 3-16 18.8%	2nd Half: 3-8 37.5%	Game: 25.0%
F Throw %	1st Half: 6-7 85.7%	2nd Half: 9-10 90.0%	Game: 88.2%

	Hofstra	tot-fg fg	tot-fg fga	3-pt fg	3-pt fga	ft	fta	rebounds of	rebounds de	rebounds tot	pf	tp	a	to	blk	s	min
03	Sestokas f	3	7	2	6	0	0	1	0	1	3	8	0	1	0	0	30
45	Davis-Sabb f	1	2	0	0	0	0	0	3	3	2	2	0	2	0	0	16
01	Stokes g	9	20	0	2	12	17	4	11	15	0	30	2	3	1	4	40
13	Agudio g	8	16	1	6	5	7	5	3	8	3	22	1	1	0	1	39
31	Rivera g	2	6	0	3	0	0	2	1	3	3	4	5	3	0	1	37
15	Urbutis	0	0	0	0	0	0	0	0	0	0	0	0	0	0	0	0+
20	Johnson	1	1	1	1	0	1	0	2	2	3	3	0	1	1	0	14
54	Gadley	3	5	0	0	2	2	4	4	8	3	8	2	1	1	0	24
	TEAM								1	1	1						
	Totals	**27**	**57**	**4**	**18**	**19**	**27**	**16**	**25**	**41**	**18**	**77**	**10**	**12**	**3**	**6**	**200**

TOTAL FG%	1st Half: 15-29 51.7%	2nd Half: 12-28 42.9%	Game: 47.4%
3-Pt. FG%	1st Half: 2-11 18.2%	2nd Half: 2-7 28.6%	Game: 22.2%
F Throw %	1st Half: 12-16 75.0%	2nd Half: 7-11 63.6%	Game: 70.4%

Officials: Sean Casady, Eric Britto, Tim Comer
Technical fouls: William & Mary-None. Hofstra-TEAM.
Attendance: 3721

Score by Periods	1st	2nd	Total
William & Mary	35	34	69
Hofstra	44	33	77

GAME 19
OLD DOMINION 59, W&M 44
JANUARY 24, 2007

	W&M	tot-fg fg	tot-fg fga	3-pt fg	3-pt fga	ft	fta	rebounds of	rebounds de	rebounds tot	pf	tp	a	to	blk	s	min
13	Kisielius f	1	4	1	3	1	2	0	1	1	3	4	3	4	0	0	17
15	Stein f	1	3	0	0	0	0	1	0	1	4	2	1	1	1	0	14
02	Schneider g	3	7	3	7	0	0	0	2	2	3	9	1	1	0	0	27
11	Mann g	0	5	0	2	0	0	0	3	3	0	0	3	1	0	0	23
24	Payton g	5	9	0	2	5	5	2	4	6	3	15	0	2	0	2	34
00	Hess	1	2	0	0	0	0	0	3	3	5	2	0	3	1	2	15
03	Trumbower	2	3	2	3	0	0	1	0	1	0	6	0	1	0	0	14
04	Smith	0	1	0	0	1	2	0	3	3	0	1	0	1	0	0	11
20	Carrabine	1	7	1	5	1	2	0	0	0	1	4	0	0	0	1	19
23	Darnell	0	3	0	1	1	4	0	4	4	0	1	1	0	1	0	26
	TEAM								4	4				2			
	Totals	**14**	**44**	**7**	**23**	**9**	**15**	**4**	**24**	**28**	**19**	**44**	**9**	**16**	**3**	**5**	**200**

TOTAL FG%	1st Half: 8-18 44.4%	2nd Half: 6-26 23.1%	Game: 31.8%
3-Pt. FG%	1st Half: 5-11 45.5%	2nd Half: 2-12 16.7%	Game: 30.4%
F Throw %	1st Half: 6-10 60.0%	2nd Half: 3-5 60.0%	Game: 60.0%

	ODU	tot-fg fg	tot-fg fga	3-pt fg	3-pt fga	ft	fta	rebounds of	rebounds de	rebounds tot	pf	tp	a	to	blk	s	min
31	Dahi f	3	8	0	3	1	1	2	7	9	1	7	2	2	1	1	28
34	Adams f	0	3	0	1	0	0	0	1	1	1	0	0	0	0	0	11
42	Vasylius f	8	14	0	1	5	6	4	2	6	5	21	0	0	0	1	30
04	Johnson g	4	10	1	3	0	0	2	1	3	2	9	3	1	0	2	30
10	Williamson g	4	8	3	4	2	2	1	4	5	2	13	4	1	1	0	34
03	Morris	0	1	0	1	0	0	0	0	0	0	0	1	0	0	0	3
11	Lidonde	0	6	0	3	4	4	2	5	7	0	4	2	0	0	2	20
12	Lee	1	1	0	0	1	2	1	3	4	1	3	0	2	1	0	18
20	Henderson	0	4	0	2	0	0	0	2	2	4	0	2	1	0	0	14
23	Neely	0	1	0	1	0	0	0	1	1	1	0	1	1	0	0	7
30	Harris	1	1	0	0	0	0	0	1	1	0	2	0	0	1	0	5
	Team								1	1							
	Totals	**21**	**57**	**4**	**19**	**13**	**15**	**12**	**28**	**40**	**17**	**59**	**15**	**8**	**4**	**6**	**200**

TOTAL FG%	1st Half: 6-31 19.4%	2nd Half: 15-26 57.7%	Game: 36.8%
3-Pt. FG%	1st Half: 0-14 0.0%	2nd Half: 4-5 80.0%	Game: 21.1%
F Throw %	1st Half: 2-3 66.7%	2nd Half: 11-12 91.7%	Game: 86.7%

Officials: Ray Natili, Bob Testa, Tim Kelly
Technical fouls: William & Mary-None. Old Dominion-None.
Attendance: 6572

Score by Periods	1st	2nd	Total
William & Mary	27	17	44
Old Dominion	14	45	59

GAME 20
W&M 81, GEORGIA STATE 65
JANUARY 27, 2007

	GSU	tot-fg fg	tot-fg fga	3-pt fg	3-pt fga	ft	fta	rebounds of	rebounds de	rebounds tot	pf	tp	a	to	blk	s	min
02	Perique f	6	8	0	1	3	4	1	1	2	2	15	0	3	1	2	32
50	Dickerson c	8	10	0	0	4	5	4	3	7	2	20	1	2	2	0	32
04	Mitchell g	0	2	0	2	0	0	0	1	1	3	0	3	0	0	1	25
20	McBride g	0	6	0	5	2	2	3	1	4	1	2	4	2	0	1	26
21	Mendez g	6	12	3	5	0	0	1	1	2	1	15	1	1	0	0	26
01	Chase	0	1	0	0	0	0	1	2	3	1	0	0	0	0	0	16
11	Goldston	2	4	2	4	0	0	0	0	0	1	6	2	1	0	0	10
22	Larris	0	1	0	1	0	0	0	0	0	1	0	1	1	0	0	16
25	Cartwright	1	2	1	1	2	3	1	0	1	1	5	0	3	0	1	6
32	Billingslea	0	0	0	0	0	0	0	0	0	1	0	1	1	0	0	5
44	Lott	1	1	0	0	0	0	0	1	1	1	2	0	2	0	0	6
	Totals	**24**	**47**	**6**	**19**	**11**	**14**	**11**	**10**	**21**	**15**	**65**	**13**	**16**	**3**	**5**	**200**

TOTAL FG%	1st Half: 13-26 50.0%	2nd Half: 11-21 52.4%	Game: 51.1%
3-Pt. FG%	1st Half: 2-8 25.0%	2nd Half: 4-11 36.4%	Game: 31.6%
F Throw %	1st Half: 0-0 0.0%	2nd Half: 11-14 78.6%	Game: 78.6%

	W&M	tot-fg fg	tot-fg fga	3-pt fg	3-pt fga	ft	fta	rebounds of	rebounds de	rebounds tot	pf	tp	a	to	blk	s	min
13	Kisielius f	7	11	2	5	1	2	1	1	2	0	17	5	2	1	0	31
15	Stein f	4	5	2	2	2	2	1	3	4	3	12	0	0	1	1	24
02	Schneider g	3	10	2	8	1	2	0	4	4	0	9	5	1	0	1	32
03	Trumbower g	2	2	2	2	2	2	1	2	3	1	8	2	0	0	3	19
24	Payton g	5	6	2	2	5	6	1	0	1	1	17	1	3	0	1	32
00	Hess	0	0	0	0	0	0	0	1	1	2	0	1	0	1	0	3
04	Smith	1	1	0	0	1	2	2	1	3	1	3	1	1	0	0	12
11	Mann	2	5	1	4	0	0	1	0	1	2	5	1	1	0	1	21
12	Barnett	0	0	0	0	0	0	0	0	0	0	0	0	1	0	0	1
20	Carrabine	0	1	0	1	0	0	1	1	2	1	0	0	1	0	0	7
22	Sumner	0	1	0	0	0	0	1	1	2	0	0	0	1	0	0	8
23	Darnell	3	3	1	1	1	1	0	0	0	2	8	2	0	0	0	8
25	Stratton	1	1	0	0	0	0	0	0	0	0	2	0	1	0	0	2
	Team								1	1							
	Totals	**28**	**46**	**12**	**25**	**13**	**17**	**9**	**15**	**24**	**13**	**81**	**18**	**12**	**3**	**7**	**200**

TOTAL FG%	1st Half: 13-22 59.1%	2nd Half: 15-24 62.5%	Game: 60.9%
3-Pt. FG%	1st Half: 4-9 44.4%	2nd Half: 8-16 50.0%	Game: 48.0%
F Throw %	1st Half: 4-6 66.7%	2nd Half: 9-11 81.8%	Game: 76.5%

Officials: Dan Stryffeler, Mark Schnur, Darrius Stone
Technical fouls: Georgia State-None. William and Mary-None.
Attendance: 3156

Score by Periods	1st	2nd	Total
Georgia State	28	37	65
William and Mary	34	47	81

GAME 21
VCU 90, W&M 68
JANUARY 29, 2007

W&M		tot-fg fg	tot-fg fga	3-pt fg	3-pt fga	ft	fta	rebounds of	rebounds de	rebounds tot	pf	tp	a	to	blk	s	min
13	Kisielius f	8	17	2	5	4	4	1	3	4	2	22	3	4	0	0	31
15	Stein f	1	3	1	2	3	4	1	2	3	2	6	2	1	0	0	24
02	Schneider g	2	7	1	4	0	0	2	0	2	3	5	1	3	0	2	27
03	Trumbower g	0	3	0	1	0	0	1	2	3	1	0	0	0	0	0	13
24	Payton g	5	8	0	1	2	2	2	1	3	1	12	2	2	0	0	32
04	Smith	3	6	0	0	0	0	2	1	3	0	6	0	0	0	0	11
11	Mann	2	2	2	2	0	0	0	1	1	2	6	2	4	0	0	27
20	Carrabine	0	0	0	0	0	0	0	1	1	0	0	1	1	0	0	5
22	Sumner	3	4	0	1	1	2	1	1	2	1	7	0	0	0	2	13
23	Darnell	1	2	0	1	2	2	2	1	3	2	4	0	0	0	0	18
	Team													1			
	Totals	**25**	**52**	**6**	**17**	**12**	**14**	**12**	**13**	**25**	**14**	**68**	**11**	**16**	**0**	**4**	**201**

TOTAL FG%	1st Half: 12-26 46.2%	2nd Half: 13-26 50.0%	Game: 48.1%
3-Pt. FG%	1st Half: 3-8 37.5%	2nd Half: 3-9 33.3%	Game: 35.3%
F Throw %	1st Half: 8-10 80.0%	2nd Half: 4-4 100%	Game: 85.7%

VCU		tot-fg fg	tot-fg fga	3-pt fg	3-pt fga	ft	fta	rebounds of	rebounds de	rebounds tot	pf	tp	a	to	blk	s	min
02	Fameni f	6	9	0	0	2	2	3	1	4	2	14	1	3	1	0	31
15	Anderson f	3	7	0	2	2	4	1	1	2	2	8	0	1	2	1	25
03	Maynor g	6	12	1	3	2	2	0	3	3	2	15	7	2	0	1	29
20	Walker g	7	10	6	8	0	0	1	3	4	0	20	2	1	0	1	28
23	Pellot-Rosa g	1	5	0	2	1	2	4	3	7	2	3	2	0	1	1	17
00	Eversley	0	2	0	1	0	0	0	0	0	0	0	0	0	0	0	4
10	Coward	0	0	0	0	0	0	0	0	0	1	0	5	0	0	1	15
21	Ndongo	0	1	0	0	0	0	2	1	3	2	0	1	0	0	1	7
24	Shuler	9	13	5	8	1	1	1	1	2	1	24	0	0	0	0	23
30	Roland	0	0	0	0	0	0	0	0	0	2	0	0	1	0	0	3
42	Gwynn	2	2	0	0	2	4	1	1	2	3	6	1	1	0	3	19
	TEAM							2	2	4							
	Totals	**34**	**61**	**12**	**24**	**10**	**15**	**15**	**16**	**31**	**17**	**90**	**19**	**9**	**4**	**9**	**201**

TOTAL FG%	1st Half: 17-31 54.8%	2nd Half: 17-30 56.7%	Game: 55.7%
3-Pt. FG%	1st Half: 7-14 50.0%	2nd Half: 5-10 50.0%	Game: 50.0%
F Throw %	1st Half: 6-9 66.7%	2nd Half: 4-6 66.7%	Game: 66.7%

Officials: Mike Wood, Mike Eades, Bill Covington, Jr.
Technical fouls: William and Mary-None. VCU-None.
Attendance: 6228

Score by Periods	1st	2nd	Total
William and Mary	35	33	68
VCU	47	43	90

2006-07 William and Mary Basketball
William and Mary Season Schedule/Results & Leaders (as of Jan 29, 2007)
All games

RECORD:	OVERALL	HOME	AWAY	NEUTRAL
ALL GAMES.....	(11-10)	(9-3)	(2-7)	(0-0)
CONFERENCE.....	(4-7)	(2-3)	(2-4)	(0-0)
NON-CONFERENCE.....	(7-3)	(7-0)	(0-3)	(0-0)

DATE	TIME	OPPONENT		SCORE		ATTEND	HIGH POINTS	HIGH REBOUNDS
11/11/06	1:00 PM	at Kansas State		60-70	L	11390	(18)Schneider, David	(9)Schneider, David
11/20/06	7:00 PM	WAGNER	W	77-53		3197	(18)Kisielius, Laimis	(8)Payton, Adam
11/25/06	2:00 PM	at Holy Cross		57-66	L	2103	(15)Payton, Adam	(6)Mann, Nathan (6)Cofield, Corey
11/28/06	7:00 pm	at Navy		63-79	L	1285	(12)Trumbower, Adam (12)Payton, Adam	(6)Trumbower, Adam
12/01/06	8:30 PM	JACKSONVILLE STATE	W	59-56		2684	(20)Kisielius, Laimis	(6)Kisielius, Laimis (6)Stein, Peter
12/02/06	8:30 PM	CORNELL	WOT	73-68		2118	(21)Kisielius, Laimis	(6)Kisielius, Laimis
12/05/06	8:07 PM	* TOWSON		60-73	L	2073	(18)Schneider, David	(4)Trumbower, Adam (4)Stein, Peter (4)Payton, Adam
12/08/06	7:00 PM	NORTH FLORIDA	W	61-44		2135	(13)Mann, Nathan	(9)Mann, Nathan
12/22/06	7:00 PM	UMBC	W	70-58		1421	(19)Kisielius, Laimis	(5)Smith, Alex
12/28/06	7:00 PM	HAMPTON	W	72-67		2107	(18)Kisielius, Laimis	(3)Smith, Alex (3)Schneider, David (3)Mann, Nathan
12/31/06	2:00 PM	RICHMOND	W	61-53		1922	(13)Payton, Adam	(8)Mann, Nathan (8)Stein, Peter (8)Kisielius, Laimis
1/3/07	7:00 PM	* at George Mason	W	67-63		4409	(14)Mann, Nathan	(9)Payton, Adam
1/6/07	12:06 PM	* NORTHEASTERN	W	60-57		1764	(15)Payton, Adam	(8)Schneider, David
1/8/07	6:00 PM	* at Georgia State	W	57-43		717	(12)Kisielius, Laimis	(7)Stein, Peter
1/10/07	7:00 PM	* VCU		77-88	L	2412	(26)Payton, Adam	(5)Payton, Adam (5)Mann, Nathan (5)Smith, Alex
1/13/07	7:00 p.m.	* at Delaware		62-77	L	2906	(19)Payton, Adam	(9)Smith, Alex
1/16/07	7:04 PM	* GEORGE MASON		63-76	L	2729	(17)Kisielius, Laimis	(7)Schneider, David
1/20/07	4:00 PM	* at Hofstra		69-77	L	3721	(23)Payton, Adam	(6)Kisielius, Laimis (6)Smith, Alex
1/24/07	7:00 PM	* at Old Dominion University		44-59	L	6572	(15)Payton, Adam	(6)Payton, Adam
1/27/07	7:00 PM	* GEORGIA STATE	W	81-65		3156	(17)Payton, Adam (17)Kisielius, Laimis	(4)Stein, Peter (4)Schneider, David
1/29/07	7:30 PM	* at VCU		68-90	L	6228	(22)Kisielius, Laimis	(4)Kisielius, Laimis

* = Conference game

ATTENDANCE SUMMARY	GAMES	TOTALS	AVG/GAME
HOME.....	12	27718	2310
AWAY.....	9	39331	4370
NEUTRAL.....	0	0	0
TOTAL.....	21	67049	3193

2006-07 William and Mary Basketball
William and Mary Combined Team Statistics (as of Jan 29, 2007)
All games

RECORD:	OVERALL	HOME	AWAY	NEUTRAL
ALL GAMES.....	(11-10)	(9-3)	(2-7)	(0-0)
CONFERENCE.....	(4-7)	(2-3)	(2-4)	(0-0)
NON-CONFERENCE.....	(7-3)	(7-0)	(2-3)	(0-0)

				---TOTAL---			---3-PTS---				----REBOUNDS----												
##	Player	GP-GS	Min--Avg	FG-FGA	Pct	3FG-FGA	Pct	FT-FTA	Pct	Off	Def	Tot	Avg	PF	FO	A	TO	Blk	Stl	Pts	Avg
24	Payton, Adam.....	21-19	650 31.0	92-200	.460	16-51	.314	77-90	.856	30	52	82	3.9	35	1	36	50	1	34	277	13.2
13	Kisielius, Laimis..	21-20	618 29.4	86-174	.494	30-69	.435	58-79	.734	28	50	78	3.7	45	1	54	54	9	14	260	12.4
02	Schneider, David...	18-17	567 31.5	48-137	.350	35-105	.333	40-58	.690	15	50	65	3.6	48	0	53	37	0	20	171	9.5
11	Mann, Nathan.....	21-18	573 27.3	54-157	.344	28-102	.275	18-22	.818	9	60	69	3.3	39	2	45	31	2	13	154	7.3
04	Smith, Alex.....	21-2	303 14.4	48-86	.558	2-6	.333	26-37	.703	30	39	69	3.3	40	1	6	25	4	4	124	5.9
15	Stein, Peter.....	21-18	430 20.5	42-70	.600	5-11	.455	16-30	.533	23	43	66	3.1	57	2	24	32	6	7	105	5.0
20	Kyle Carrabine.....	21-2	280 13.3	28-72	.389	18-54	.333	7-14	.500	6	24	30	1.4	11	0	8	11	1	4	81	3.9
45	Cofield, Corey.....	12-2	122 10.2	16-39	.410	0-0	.000	9-15	.600	8	19	27	2.3	13	0	5	17	1	4	41	3.4
22	Sumner, Danny.....	14-1	114 8.1	15-44	.341	2-15	.133	3-11	.273	10	5	15	1.1	4	0	3	8	1	5	35	2.5
03	Trumbower, Adam....	21-4	252 12.0	12-32	.375	5-18	.278	19-21	.905	9	27	36	1.7	24	0	23	15	0	7	48	2.3
23	Darnell, Chris.....	21-2	221 10.5	16-40	.400	3-11	.273	8-16	.500	10	30	40	1.9	26	0	15	15	5	3	43	2.0
00	Hess, Steven.....	14-0	87 6.2	6-13	.462	0-0	.000	6-13	.462	3	12	15	1.1	18	1	2	7	4	2	18	1.3
25	Stratton, Chris....	4-0	5 1.3	2-2	1.000	0-0	.000	0-0	.000	1	0	1	0.3	0	0	0	1	0	0	4	1.0
12	Barnett, Marcus....	4-0	4 1.0	0-0	.000	0-0	.000	0-1	.000	0	1	1	0.3	1	0	0	2	1	0	0	0.0
	Team.....									31	44	75	3.6	0			3				
	Total.....	21	4226	465-1066	.436	144-442	.326	287-407	.705	213	456	669	31.9	361	8	274	308	35	117	1361	64.8
	Opponents.....	21	4226	487-1109	.439	137-442	.310	271-386	.702	218	446	664	31.6	379	8	273	273	53	144	1382	65.8

TEAM STATISTICS	W&M	OPP
SCORING.....	1361	1382
Points per game.....	64.8	65.8
Scoring margin.....	-1.0	-
FIELD GOALS-ATT.....	465-1066	487-1109
Field goal pct.....	.436	.439
3 POINT FG-ATT.....	144-442	137-442
3-point FG pct.....	.326	.310
3-pt FG made per game..	6.9	6.5
FREE THROWS-ATT.....	287-407	271-386
Free throw pct.....	.705	.702
REBOUNDS.....	669	664
Rebounds per game.....	31.9	31.6
Rebounding margin.....	+0.2	-
ASSISTS.....	274	273
Assists per game.....	13.0	13.0
TURNOVERS.....	308	273
Turnovers per game.....	14.7	13.0
Turnover margin.....	-1.7	-
Assist/turnover ratio..	0.9	1.0
STEALS.....	117	144
Steals per game.....	5.6	6.9
BLOCKS.....	35	53
Blocks per game.....	1.7	2.5
WINNING STREAK.....	0	-
Home win streak.....	1	-
ATTENDANCE.....	27718	39331
Home games-Avg/Game....	12-2310	9-4370
Neutral site-Avg/Game..	-	0-0

SCORE BY PERIODS:	1st	2nd	OT		Total
William and Mary.....	605	745	11	-	1361
Opponents.....	628	748	6	-	1382

DATE	OPPONENT	W/L	SCORE	ATTEND
11/11/06	at Kansas State	L	60-70	11390
11/20/06	WAGNER	W	77-53	3197
11/25/06	at Holy Cross	L	57-66	2103
11/28/06	at Navy	L	63-79	1285
12/01/06	JACKSONVILLE STATE	W	59-56	2684
12/02/06	CORNELL	W OT	73-68	2118
*12/05/06	TOWSON	L	60-73	2073
12/08/06	NORTH FLORIDA	W	61-44	2135
12/22/06	UMBC	W	70-58	1421
12/28/06	HAMPTON	W	72-67	2107
12/31/06	RICHMOND	W	61-53	1922
*1/3/07	at George Mason	W	67-63	4409
*1/6/07	NORTHEASTERN	W	60-57	1764
*1/8/07	at Georgia State	W	57-43	717
*1/10/07	VCU	L	77-88	2412
*1/13/07	at Delaware	L	62-77	2906
*1/16/07	GEORGE MASON	L	63-76	2729
*1/20/07	at Hofstra	L	69-77	3721
*1/24/07	at Old Dominion University	L	44-59	6572
*1/27/07	GEORGIA STATE	W	81-65	3156
*1/29/07	at VCU	L	68-90	6228

* = Conference game

2006-07 William and Mary Basketball
William and Mary Team Game-by-Game Comparison (as of Jan 29, 2007)
All games

Opponent	1st	2nd	Score	Mar	Total FG	FG Pct	3-Pointers	3FG Pct	Free Throws	FT Pct	Rebounds	Assist	TOver	Block	Steal	Fouls
	--/--	--/--	---/---	---	-----/-----	----/----	-----/-----	----/----	-----/-----	----/----	----/----	---/---	--/--	--/--	--/--	--/--
Kansas State.....	27/34	33/36	60-70	(10)	21-53/24-80	.396/.300	8-21/ 6-29	.381/.207	10-18/16-27	.556/.593	37/59 (22)	16/16	19/9	1/8	6/8	24/18
WAGNER.....	31/20	46/33	77-53	+24	32-64/17-52	.500/.327	7-19/ 8-31	.368/.258	6-12/11-23	.500/.478	42/38 +4	16/10	13/19	4/1	8/3	25/17
Holy Cross.....	26/34	31/32	57-66	(9)	22-56/22-60	.393/.367	5-17/ 5-25	.294/.200	8-14/17-23	.571/.739	32/43 (11)	11/14	15/13	2/5	4/12	20/18
Navy.....	28/38	35/41	63-79	(16)	22-55/27-44	.400/.614	4-21/ 9-14	.190/.643	15-20/16-23	.750/.696	30/28 +2	11/20	18/17	2/1	6/11	13/19
JACKSONVILLE STATE.....	27/20	32/36	59-56	+3	20-49/25-62	.408/.403	2-11/ 3-19	.182/.158	17-33/ 3-8	.515/.375	47/30 +17	11/12	28/19	2/4	9/14	11/25
CORNELL.....	25/30	37/32	73-68	+5	24-56/26-53	.429/.491	9-24/ 7-19	.375/.368	16-24/ 9-11	.667/.818	33/29 +4	16/17	13/16	3/4	7/5	15/24
TOWSON.....	25/42	35/31	60-73	(13)	19-54/26-49	.352/.531	8-29/ 5-20	.276/.250	14-18/16-20	.778/.800	26/37 (11)	16/17	8/13	0/1	4/7	19/14
NORTH FLORIDA.....	21/18	40/26	61-44	+17	20-47/18-54	.426/.333	5-20/ 5-17	.250/.294	16-25/ 3-8	.640/.375	35/33 +2	14/7	11/15	4/4	12/0	12/16
UMBC.....	42/25	28/33	70-58	+12	21-42/21-45	.500/.467	7-15/ 3-14	.467/.214	21-22/13-15	.955/.867	23/24 (1)	11/6	9/12	2/0	3/5	13/15
HAMPTON.....	30/27	42/40	72-67	+5	21-41/21-47	.512/.447	9-20/ 6-20	.450/.300	21-29/19-31	.724/.613	25/29 (4)	13/4	24/21	2/0	3/11	21/24
RICHMOND.....	27/13	34/40	61-53	+8	20-42/21-57	.476/.368	7-20/ 6-30	.350/.200	14-25/ 5-9	.560/.556	40/26 +14	12/9	16/9	2/1	4/6	14/22
George Mason.....	31/33	36/30	67-63	+4	24-56/22-48	.429/.458	7-23/ 6-23	.304/.261	12-14/13-16	.857/.813	36/24 +12	16/18	12/12	0/2	4/5	16/15
NORTHEASTERN.....	26/27	34/30	60-57	+3	19-49/19-51	.388/.373	8-22/ 8-24	.364/.333	14-19/11-12	.737/.917	35/28 +7	11/11	11/11	3/2	7/4	11/14
Georgia State.....	22/18	35/25	57-43	+14	23-48/16-49	.479/.327	8-23/ 4-15	.348/.267	3-7 / 7-11	.429/.636	34/26 +8	14/12	15/12	1/2	6/7	15/13
VCU.....	29/39	48/49	77-88	(11)	21-49/25-42	.429/.595	8-21/ 7-14	.381/.500	27-34/31-37	.794/.838	27/26 +1	10/12	16/13	0/1	7/9	24/25
Delaware.....	25/38	37/39	62-77	(15)	22-58/23-42	.379/.548	2-22/12-25	.091/.480	16-20/19-25	.800/.760	32/27 +5	9/15	12/13	0/3	5/4	22/17
GEORGE MASON.....	32/39	31/37	63-76	(13)	23-47/28-52	.489/.538	9-25/11-23	.360/.478	8-10/ 9-16	.800/.563	29/24 +5	14/16	12/4	0/0	1/7	16/16
Hofstra.....	35/44	34/33	69-77	(8)	24-58/27-57	.414/.474	6-24/ 4-18	.250/.222	15-17/19-27	.882/.704	29/41 (12)	15/10	12/12	1/3	5/6	24/18
Old Dominion University.....	27/14	17/45	44-59	(15)	14-44/21-57	.318/.368	7-23/ 4-19	.304/.211	9-15/13-15	.600/.867	28/40 (12)	9/15	16/8	3/4	5/6	19/17
GEORGIA STATE.....	34/28	47/37	81-65	+16	28-46/24-47	.609/.511	12-25/ 6-19	.480/.316	13-17/11-14	.765/.786	24/21 +3	18/13	12/16	3/3	7/5	13/15
VCU.....	35/47	33/43	68-90	(22)	25-52/34-61	.481/.557	6-17/12-24	.353/.500	12-14/10-15	.857/.667	25/31 (6)	11/19	16/9	0/4	4/9	14/17

Note: Game totals are displayed in the format TEAM/OPPONENT for each category

2006-07 William and Mary Basketball
William and Mary Season Schedule/Results & Leaders (as of Jan 29, 2007)
Conference games

RECORD:	OVERALL	HOME	AWAY	NEUTRAL
ALL GAMES.....	(4-7)	(2-3)	(2-4)	(0-0)
CONFERENCE.....	(4-7)	(2-3)	(2-4)	(0-0)
NON-CONFERENCE.....	(0-0)	(0-0)	(0-0)	(0-0)

DATE	TIME	OPPONENT		SCORE		ATTEND	HIGH POINTS	HIGH REBOUNDS
12/05/06	8:07 PM	* TOWSON		60-73	L	2073	(18)Schneider, David	(4)Trumbower, Adam (4)Stein, Peter (4)Payton, Adam
1/3/07	7:00 PM	* at George Mason	W	67-63		4409	(14)Mann, Nathan	(9)Payton, Adam
1/6/07	12:06 PM	* NORTHEASTERN	W	60-57		1764	(15)Payton, Adam	(8)Schneider, David
1/8/07	6:00 PM	* at Georgia State	W	57-43		717	(12)Kisielius, Laimis	(7)Stein, Peter
1/10/07	7:00 PM	* VCU		77-88	L	2412	(26)Payton, Adam	(5)Payton, Adam (5)Mann, Nathan (5)Smith, Alex
1/13/07	7:00 p.m.	* at Delaware		62-77	L	2906	(19)Payton, Adam	(9)Smith, Alex
1/16/07	7:04 PM	* GEORGE MASON		63-76	L	2729	(17)Kisielius, Laimis	(7)Schneider, David
1/20/07	4:00 PM	* at Hofstra		69-77	L	3721	(23)Payton, Adam	(6)Kisielius, Laimis (6)Smith, Alex
1/24/07	7:00 PM	* at Old Dominion University		44-59	L	6572	(15)Payton, Adam	(6)Payton, Adam
1/27/07	7:00 PM	* GEORGIA STATE	W	81-65		3156	(17)Payton, Adam (17)Kisielius, Laimis	(4)Stein, Peter (4)Schneider, David
1/29/07	7:30 PM	* at VCU		68-90	L	6228	(22)Kisielius, Laimis	(4)Kisielius, Laimis

* = Conference game

ATTENDANCE SUMMARY	GAMES	TOTALS	AVG/GAME
HOME.....	5	12134	2427
AWAY.....	6	24553	4092
NEUTRAL.....	0	0	0
TOTAL.....	11	36687	3335

2006-07 William and Mary Basketball
William and Mary Combined Team Statistics (as of Jan 29, 2007)
Conference games

RECORD:	OVERALL	HOME	AWAY	NEUTRAL
ALL GAMES.....	(4-7)	(2-3)	(2-4)	(0-0)
CONFERENCE.....	(4-7)	(2-3)	(2-4)	(0-0)
NON-CONFERENCE.....	(0-0)	(0-0)	(0-0)	(0-0)

				---TOTAL---			---3-PTS---				----REBOUNDS----										
##	Player	GP-GS	Min--Avg	FG-FGA	Pct	3FG-FGA	Pct	FT-FTA	Pct	Off	Def	Tot	Avg	PF	FO	A	TO	Blk	Stl	Pts	Avg
24	Payton, Adam.....	11-10	352 32.0	56-115	.487	8-29	.276	46-53	.868	17	26	43	3.9	21	1	19	25	0	19	166	15.1
13	Kisielius, Laimis..	11-11	308 28.0	40-101	.396	14-40	.350	20-27	.741	13	28	41	3.7	28	1	34	25	2	4	114	10.4
02	Schneider, David...	11-10	349 31.7	31-88	.352	22-68	.324	21-30	.700	13	30	43	3.9	29	0	29	20	0	8	105	9.5
11	Mann, Nathan.....	11-9	303 27.5	27-78	.346	17-55	.309	7-8	.875	4	24	28	2.5	19	1	23	17	1	9	78	7.1
04	Smith, Alex.....	11-1	150 13.6	24-39	.615	2-4	.500	18-21	.857	18	19	37	3.4	18	0	4	13	0	0	68	6.2
15	Stein, Peter.....	11-10	240 21.8	26-46	.565	5-9	.556	6-9	.667	8	23	31	2.8	32	2	13	14	3	4	63	5.7
20	Carrabine, Kyle....	11-1	165 15.0	13-40	.325	8-29	.276	4-9	.444	3	15	18	1.6	8	0	6	7	1	3	38	3.5
45	Cofield, Corey.....	5-0	32 6.4	3-3	1.000	0-0	.000	7-9	.778	3	4	7	1.4	4	0	1	2	0	0	13	2.6
23	Darnell, Chris.....	11-0	117 10.6	10-22	.455	1-8	.125	7-11	.636	6	15	21	1.9	15	0	5	4	2	1	28	2.5
22	Sumner, Danny.....	7-0	38 5.4	6-12	.500	0-3	.000	3-4	.750	2	3	5	0.7	3	0	1	3	0	2	15	2.1
03	Trumbower, Adam....	11-3	115 10.5	4-14	.286	4-9	.444	4-4	1.000	4	11	15	1.4	8	0	7	3	0	3	16	1.5
25	Stratton, Chris....	2-0	2 1.0	1-1	1.000	0-0	.000	0-0	.000	0	0	0	0.0	0	0	0	1	0	0	2	1.0
00	Hess, Steven.....	6-0	29 4.8	1-2	.500	0-0	.000	0-0	.000	0	5	5	0.8	8	1	1	3	2	2	2	0.3
12	Barnett, Marcus....	2-0	1 0.5	0-0	.000	0-0	.000	0-0	.000	0	0	0	0.0	0	0	0	2	0	0	0	0.0
	Team.....									11	20	31	2.8	0			3				
	Total.....	11	2201	242-561	.431	81-254	.319	143-185	.773	102	223	325	29.5	193	6	143	142	11	55	708	64.4
	Opponents.....	11	2201	265-555	.477	79-224	.353	159-208	.764	92	233	325	29.5	181	1	158	123	25	69	768	69.8

TEAM STATISTICS	W&M	OPP
SCORING.....	708	768
Points per game.....	64.4	69.8
Scoring margin.....	-5.5	-
FIELD GOALS-ATT.....	242-561	265-555
Field goal pct.....	.431	.477
3 POINT FG-ATT.....	81-254	79-224
3-point FG pct.....	.319	.353
3-pt FG made per game..	7.4	7.2
FREE THROWS-ATT.....	143-185	159-208
Free throw pct.....	.773	.764
REBOUNDS.....	325	325
Rebounds per game.....	29.5	29.5
Rebounding margin.....	+0.0	-
ASSISTS.....	143	158
Assists per game.....	13.0	14.4
TURNOVERS.....	142	123
Turnovers per game.....	12.9	11.2
Turnover margin.....	-1.7	-
Assist/turnover ratio..	1.0	1.3
STEALS.....	55	69
Steals per game.....	5.0	6.3
BLOCKS.....	11	25
Blocks per game.....	1.0	2.3
WINNING STREAK.....	0	-
Home win streak.....	1	-
ATTENDANCE.....	12134	24553
Home games-Avg/Game....	5-2427	6-4092
Neutral site-Avg/Game..	-	0-0

SCORE BY PERIODS:	1st	2nd		Total
William and Mary.....	321	387	-	708
Opponents.....	369	399	-	768

DATE	OPPONENT	W/L	SCORE	ATTEND
*12/05/06	TOWSON	L	60-73	2073
*1/3/07	at George Mason	W	67-63	4409
*1/6/07	NORTHEASTERN	W	60-57	1764
*1/8/07	at Georgia State	W	57-43	717
*1/10/07	VCU	L	77-88	2412
*1/13/07	at Delaware	L	62-77	2906
*1/16/07	GEORGE MASON	L	63-76	2729
*1/20/07	at Hofstra	L	69-77	3721
*1/24/07	at Old Dominion University	L	44-59	6572
*1/27/07	GEORGIA STATE	W	81-65	3156
*1/29/07	at VCU	L	68-90	6228

* = Conference game

2006-07 William and Mary Basketball
William and Mary Team Game-by-Game Comparison (as of Jan 29, 2007)
Conference games

Opponent	1st	2nd	Score	Mar	Total FG	FG Pct	3-Pointers	3FG Pct	Free Throws	FT Pct	Rebounds	Assist	TOver	Block	Steal	Fouls
	--/--	--/--	---/---	---	-----/-----	----/----	-----/-----	----/----	-----/-----	----/----	----/----	---/---	--/--	--/--	--/--	--/--
TOWSON	25/42	35/31	60-73	(13)	19-54/26-49	.352/.531	8-29/ 5-20	.276/.250	14-18/16-20	.778/.800	26/37 (11)	16/17	8/13	0/1	4/7	19/14
George Mason	31/33	36/30	67-63	+4	24-56/22-48	.429/.458	7-23/ 6-23	.304/.261	12-14/13-16	.857/.813	36/24 +12	16/18	12/12	0/2	4/5	16/15
NORTHEASTERN	26/27	34/30	60-57	+3	19-49/19-51	.388/.373	8-22/ 8-24	.364/.333	14-19/11-12	.737/.917	35/28 +7	11/11	11/11	3/2	7/4	11/14
Georgia State	22/18	35/25	57-43	+14	23-48/16-49	.479/.327	8-23/ 4-15	.348/.267	3-7 / 7-11	.429/.636	34/26 +8	14/12	15/12	1/2	6/7	15/13
VCU	29/39	48/49	77-88	(11)	21-49/25-42	.429/.595	8-21/ 7-14	.381/.500	27-34/31-37	.794/.838	27/26 +1	10/12	16/13	0/1	7/9	24/25
Delaware	25/38	37/39	62-77	(15)	22-58/23-42	.379/.548	2-22/12-25	.091/.480	16-20/19-25	.800/.760	32/27 +5	9/15	12/13	0/3	5/4	22/17
GEORGE MASON	32/39	31/37	63-76	(13)	23-47/28-52	.489/.538	9-25/11-23	.360/.478	8-10/ 9-16	.800/.563	29/24 +5	14/16	12/4	0/0	1/7	16/16
Hofstra	35/44	34/33	69-77	(8)	24-58/27-57	.414/.474	6-24/ 4-18	.250/.222	15-17/19-27	.882/.704	29/41 (12)	15/10	12/12	1/3	5/6	24/18
Old Dominion University	27/14	17/45	44-59	(15)	14-44/21-57	.318/.368	7-23/ 4-19	.304/.211	9-15/13-15	.600/.867	28/40 (12)	9/15	16/8	3/4	5/6	19/17
GEORGIA STATE	34/28	47/37	81-65	+16	28-46/24-47	.609/.511	12-25/ 6-19	.480/.316	13-17/11-14	.765/.786	24/21 +3	18/13	12/16	3/3	7/5	13/15
VCU	35/47	33/43	68-90	(22)	25-52/34-61	.481/.557	6-17/12-24	.353/.500	12-14/10-15	.857/.667	25/31 (6)	11/19	16/9	0/4	4/9	14/17

Note: Game totals are displayed in the format TEAM/OPPONENT for each category

2006-07 William and Mary Basketball
William and Mary Team Game-by-Game (as of Jan 29, 2007)
All games

TEAM STATISTICS

				TOTAL		3-PTRS				REBOUNDS										
Opponent	Date	Score	W/L	FG-FGA	Pct	3FG-FGA	Pct	FT-FTA	Pct	Off	Def	Tot	Avg	PF	A	TO	Blk	Stl	Pts	Avg
at Kansas State	11/11/06	60-70	L	21-53	.396	8-21	.381	10-18	.556	10	27	37	37.0	24	16	19	1	6	60	60.0
WAGNER	11/20/06	77-53	W	32-64	.500	7-19	.368	6-12	.500	10	32	42	39.5	25	16	13	4	8	77	68.5
at Holy Cross	11/25/06	57-66	L	22-56	.393	5-17	.294	8-14	.571	10	22	32	37.0	20	11	15	2	4	57	64.7
at Navy	11/28/06	63-79	L	22-55	.400	4-21	.190	15-20	.750	12	18	30	35.2	13	11	18	2	6	63	64.2
JACKSONVILLE STATE	12/01/06	59-56	W	20-49	.408	2-11	.182	17-33	.515	17	30	47	37.6	11	11	28	2	9	59	63.2
CORNELL	12/02/06	73-68	Wot	24-56	.429	9-24	.375	16-24	.667	14	19	33	36.8	15	16	13	3	7	73	64.8
TOWSON	12/05/06	60-73	L	19-54	.352	8-29	.276	14-18	.778	5	21	26	35.3	19	16	8	0	4	60	64.1
NORTH FLORIDA	12/08/06	61-44	W	20-47	.426	5-20	.250	16-25	.640	9	26	35	35.2	12	14	11	4	12	61	63.8
UMBC	12/22/06	70-58	W	21-42	.500	7-15	.467	21-22	.955	5	18	23	33.9	13	11	9	2	3	70	64.4
HAMPTON	12/28/06	72-67	W	21-41	.512	9-20	.450	21-29	.724	11	14	25	33.0	21	13	24	2	3	72	65.2
RICHMOND	12/31/06	61-53	W	20-42	.476	7-20	.350	14-25	.560	13	27	40	33.6	14	12	16	2	4	61	64.8
at George Mason	1/3/07	67-63	W	24-56	.429	7-23	.304	12-14	.857	13	23	36	33.8	16	16	12	0	4	67	65.0
NORTHEASTERN	1/6/07	60-57	W	19-49	.388	8-22	.364	14-19	.737	9	26	35	33.9	11	11	11	3	7	60	64.6
at Georgia State	1/8/07	57-43	W	23-48	.479	8-23	.348	3-7	.429	8	26	34	33.9	15	14	15	1	6	57	64.1
VCU	1/10/07	77-88	L	21-49	.429	8-21	.381	27-34	.794	11	16	27	33.5	24	10	16	0	7	77	64.9
at Delaware	1/13/07	62-77	L	22-58	.379	2-22	.091	16-20	.800	15	17	32	33.4	22	9	12	0	5	62	64.8
GEORGE MASON	1/16/07	63-76	L	23-47	.489	9-25	.360	8-10	.800	6	23	29	33.1	16	14	12	0	1	63	64.6
at Hofstra	1/20/07	69-77	L	24-58	.414	6-24	.250	15-17	.882	10	19	29	32.9	24	15	12	1	5	69	64.9
at Old Dominion Unive	1/24/07	44-59	L	14-44	.318	7-23	.304	9-15	.600	4	24	28	32.6	19	9	16	3	5	44	63.8
GEORGIA STATE	1/27/07	81-65	W	28-46	.609	12-25	.480	13-17	.765	9	15	24	32.2	13	18	12	3	7	81	64.7
at VCU	1/29/07	68-90	L	25-52	.481	6-17	.353	12-14	.857	12	13	25	31.9	14	11	16	0	4	68	64.8
William and Mary		1361		465-1066	.436	144-442	.326	287-407	.705	213	456	669	31.9	361	274	308	35	117	1361	64.8
Opponents		1382		487-1109	.439	137-442	.310	271-386	.702	218	446	664	31.6	379	273	273	53	144	1382	65.8

Games played: 21
Points/game: 64.8
FG Pct: 43.6
3FG Pct: 32.6
FT Pct: 70.5

Rebounds/game: 31.9
Assists/game: 13.0
Turnovers/game: 14.7
Assist/turnover ratio: 0.9
Steals/game: 5.6
Blocks/game: 1.7

2006-07 William and Mary Basketball
William and Mary Game-by-Game Points-Rebounds-Assists (as of Jan 29, 2007)
All games

Opponent	Date	Score	WL	00 HESS,STEV	02 SCHNEIDER	03 TRUMBOWER	04 SMITH,ALE	11 MANN,NATH	12 BARNETT,M	13 KISIELIUS	15 STEIN,PET	20 CARRABINE
at Kansas State	11/11/06	60-70	L	3- 3- 0	18- 9- 7	0- 1- 0	2- 3- 0	5- 1- 1	DNP	16- 2- 2	4- 6- 2	0- 0- 0
WAGNER	11/20/06	77-53	W	2- 3- 0	8- 2- 6	2- 1- 1	2- 5- 0	0- 3- 1	0- 1- 0	18- 2- 1	2- 0- 1	4- 1- 0
at Holy Cross	11/25/06	57-66	L	DNP	4- 1- 1	0- 1- 1	3- 2- 0	12- 6- 4	DNP	10- 3- 1	3- 0- 0	0- 0- 0
at Navy	11/28/06	63-79	L	2- 0- 0	DNP	12- 6- 4	9- 4- 1	3- 2- 3	DNP	8- 4- 0	4- 2- 0	9- 0- 0
JACKSONVILLE STATE	12/01/06	59-56	W	0- 1- 0	DNP	2- 5- 1	2- 3- 0	8- 5- 2	DNP	20- 6- 1	2- 6- 4	2- 2- 1
CORNELL	12/02/06	73-68	WO	0- 0- 0	DNP	7- 2- 5	6- 2- 0	15- 4- 1	DNP	21- 6- 4	2- 4- 2	5- 1- 0
TOWSON	12/05/06	60-73	L	0- 1- 0	18- 2- 2	2- 4- 3	0- 2- 0	6- 0- 2	DNP	0- 0- 4	6- 4- 4	10- 2- 0
NORTH FLORIDA	12/08/06	61-44	W	3- 1- 0	10- 3- 5	2- 3- 2	3- 1- 0	13- 9- 3	0- 0- 0	5- 2- 3	10- 4- 0	5- 1- 0
UMBC	12/22/06	70-58	W	4- 0- 1	11- 1- 2	6- 0- 0	9- 5- 0	5- 0- 2	DNP	19- 3- 2	4- 2- 0	5- 4- 0
HAMPTON	12/28/06	72-67	W	2- 2- 0	6- 3- 3	1- 2- 1	8- 3- 1	12- 3- 1	DNP	18- 1- 3	7- 3- 1	6- 1- 1
RICHMOND	12/31/06	61-53	W	DNP	9- 3- 0	0- 0- 1	12- 4- 0	3- 8- 4	DNP	11- 8- 3	4- 8- 1	7- 2- 0
at George Mason	1/3/07	67-63	W	DNP	10- 2- 4	0- 0- 0	11- 4- 1	14- 0- 1	DNP	9- 8- 5	4- 3- 1	5- 4- 1
NORTHEASTERN	1/6/07	60-57	W	DNP	13- 8- 2	0- 1- 1	4- 1- 1	2- 5- 1	DNP	9- 2- 2	9- 3- 0	6- 3- 2
at Georgia State	1/8/07	57-43	W	0- 0- 0	7- 6- 4	0- 1- 0	7- 1- 0	7- 6- 4	0- 0- 0	12- 3- 1	5- 7- 4	5- 1- 0
VCU	1/10/07	77-88	L	0- 0- 0	10- 4- 3	0- 0- 0	12- 5- 0	14- 5- 2	DNP	7- 2- 2	0- 1- 0	0- 0- 0
at Delaware	1/13/07	62-77	L	DNP	7- 2- 1	0- 0- 0	16- 9- 0	2- 3- 2	DNP	2- 7- 3	5- 2- 0	5- 1- 1
GEORGE MASON	1/16/07	63-76	L	DNP	11- 7- 2	0- 1- 1	0- 0- 0	13- 4- 1	DNP	17- 6- 4	8- 2- 0	3- 1- 0
at Hofstra	1/20/07	69-77	L	0- 0- 0	6- 4- 4	0- 1- 0	8- 6- 1	9- 0- 4	DNP	15- 6- 2	6- 1- 1	0- 3- 1
at Old Dominion Univers	1/24/07	44-59	L	2- 3- 0	9- 2- 1	6- 1- 0	1- 3- 0	0- 3- 3	DNP	4- 1- 3	2- 1- 1	4- 0- 0
GEORGIA STATE	1/27/07	81-65	W	0- 1- 1	9- 4- 5	8- 3- 2	3- 3- 1	5- 1- 1	0- 0- 0	17- 2- 5	12- 4- 0	0- 2- 0
at VCU	1/29/07	68-90	L	DNP	5- 2- 1	0- 3- 0	6- 3- 0	6- 1- 2	DNP	22- 4- 3	6- 3- 2	0- 1- 1

Opponent	Date	Score	WL	22 SUMNER,DA	23 DARNELL,C	24 PAYTON,AD	25 STRATTON,	45 COFIELD,C
at Kansas State	11/11/06	60-70	L	0- 0- 0	3- 3- 1	5- 3- 2	DNP	4- 0- 1
WAGNER	11/20/06	77-53	W	12- 3- 1	7- 5- 3	9- 8- 2	2- 1- 0	9- 5- 0
at Holy Cross	11/25/06	57-66	L	2- 4- 0	0- 0- 0	15- 5- 3	DNP	8- 6- 1
at Navy	11/28/06	63-79	L	4- 1- 1	0- 2- 1	12- 3- 1	DNP	0- 3- 0
JACKSONVILLE STATE	12/01/06	59-56	W	0- 2- 0	0- 5- 1	18- 5- 0	DNP	5- 2- 1
CORNELL	12/02/06	73-68	WO	2- 0- 0	3- 1- 3	10- 2- 1	DNP	2- 4- 0
TOWSON	12/05/06	60-73	L	0- 1- 1	2- 3- 0	16- 4- 0	DNP	0- 1- 0
NORTH FLORIDA	12/08/06	61-44	W	0- 0- 0	0- 0- 0	10- 3- 0	0- 0- 0	0- 0- 1
UMBC	12/22/06	70-58	W	DNP	0- 0- 0	7- 4- 4	DNP	DNP
HAMPTON	12/28/06	72-67	W	DNP	0- 0- 0	12- 2- 2	DNP	DNP
RICHMOND	12/31/06	61-53	W	DNP	2- 3- 1	13- 4- 2	DNP	DNP
at George Mason	1/3/07	67-63	W	DNP	2- 4- 1	12- 9- 2	DNP	DNP
NORTHEASTERN	1/6/07	60-57	W	DNP	2- 3- 0	15- 2- 2	DNP	0- 1- 0
at Georgia State	1/8/07	57-43	W	2- 0- 0	5- 1- 0	7- 4- 1	0- 0- 0	0- 0- 0
VCU	1/10/07	77-88	L	2- 0- 0	0- 1- 1	26- 5- 2	DNP	6- 1- 0
at Delaware	1/13/07	62-77	L	4- 0- 0	2- 1- 0	19- 3- 2	DNP	DNP
GEORGE MASON	1/16/07	63-76	L	DNP	0- 0- 0	4- 3- 5	DNP	7- 4- 1
at Hofstra	1/20/07	69-77	L	0- 0- 0	2- 1- 0	23- 3- 2	DNP	DNP
at Old Dominion Univers	1/24/07	44-59	L	DNP	1- 4- 1	15- 6- 0	DNP	DNP
GEORGIA STATE	1/27/07	81-65	W	0- 2- 0	8- 0- 2	17- 1- 1	2- 0- 0	DNP
at VCU	1/29/07	68-90	L	7- 2- 0	4- 3- 0	12- 3- 2	DNP	DNP

2006-07 William and Mary Basketball
William and Mary Season Box - Average per 40 Minutes (as of Jan 29, 2007)
All games

##	Player	Min	FGM	FGA	Pct	3FGM	3FGA	Pct	FTM	FTA	Pct	OReb	DReb	TReb	PF	A	TO	A/TO	Blk	Stl	Pts
12	Barnett, Marcus.....	40	0.0	0.0	.000	0.0	0.0	.000	0.0	10.0	.000	0.0	10.0	10.0	10.0	0.0	20.0	0.00	10.0	0.0	0.0
20	Kyle Carrabine.....	40	4.0	10.3	.389	2.6	7.7	.333	1.0	2.0	.500	0.9	3.4	4.3	1.6	1.1	1.6	0.73	0.1	0.6	11.6
45	Cofield, Corey.....	40	5.2	12.8	.410	0.0	0.0	.000	3.0	4.9	.600	2.6	6.2	8.9	4.3	1.6	5.6	0.29	0.3	1.3	13.4
23	Darnell, Chris.....	40	2.9	7.2	.400	0.5	2.0	.273	1.4	2.9	.500	1.8	5.4	7.2	4.7	2.7	2.7	1.00	0.9	0.5	7.8
00	Hess, Steven.....	40	2.8	6.0	.462	0.0	0.0	.000	2.8	6.0	.462	1.4	5.5	6.9	8.3	0.9	3.2	0.29	1.8	0.9	8.3
13	Kisielius, Laimis...	40	5.6	11.3	.494	1.9	4.5	.435	3.8	5.1	.734	1.8	3.2	5.0	2.9	3.5	3.5	1.00	0.6	0.9	16.8
11	Mann, Nathan.....	40	3.8	11.0	.344	2.0	7.1	.275	1.3	1.5	.818	0.6	4.2	4.8	2.7	3.1	2.2	1.45	0.1	0.9	10.8
24	Payton, Adam.....	40	5.7	12.3	.460	1.0	3.1	.314	4.7	5.5	.856	1.8	3.2	5.0	2.2	2.2	3.1	0.72	0.1	2.1	17.0
02	Schneider, David....	40	3.4	9.7	.350	2.5	7.4	.333	2.8	4.1	.690	1.1	3.5	4.6	3.4	3.7	2.6	1.43	0.0	1.4	12.1
04	Smith, Alex.....	40	6.3	11.4	.558	0.3	0.8	.333	3.4	4.9	.703	4.0	5.1	9.1	5.3	0.8	3.3	0.24	0.5	0.5	16.4
15	Stein, Peter.....	40	3.9	6.5	.600	0.5	1.0	.455	1.5	2.8	.533	2.1	4.0	6.1	5.3	2.2	3.0	0.75	0.6	0.7	9.8
25	Stratton, Chris.....	40	16.0	16.0	1.000	0.0	0.0	.000	0.0	0.0	.000	8.0	0.0	8.0	0.0	0.0	8.0	0.00	0.0	0.0	32.0
22	Sumner, Danny.....	40	5.3	15.4	.341	0.7	5.3	.133	1.1	3.9	.273	3.5	1.8	5.3	1.4	1.1	2.8	0.38	0.4	1.8	12.3
03	Trumbower, Adam.....	40	1.9	5.1	.375	0.8	2.9	.278	3.0	3.3	.905	1.4	4.3	5.7	3.8	3.7	2.4	1.53	0.0	1.1	7.6
	Total.....	40	22.0	50.4	.436	6.8	20.9	.326	13.6	19.3	.705	10.1	21.6	31.7	17.1	13.0	14.6	0.89	1.7	5.5	64.4
	Opponents.....	40	23.0	52.5	.439	6.5	20.9	.310	12.8	18.3	.702	10.3	21.1	31.4	17.9	12.9	12.9	1.00	2.5	6.8	65.4

Note: All statistics are pro-rated based on an average per 40-minute game.

2006-07 William and Mary Basketball
William and Mary Combined Team Statistics (as of Jan 29, 2007)
Home games

RECORD:	OVERALL	HOME	AWAY	NEUTRAL
ALL GAMES.....	(9-3)	(9-3)	(0-0)	(0-0)
CONFERENCE.....	(2-3)	(2-3)	(0-0)	(0-0)
NON-CONFERENCE.....	(7-0)	(7-0)	(0-0)	(0-0)

					TOTAL		3-PTS				REBOUNDS									
##	Player	GP-GS	Min--Avg	FG-FGA	Pct	3FG-FGA	Pct	FT-FTA	Pct	Off	Def	Tot	Avg	PF	FO	A	TO	Blk	Stl	Pts	Avg
13	Kisielius, Laimis..	12-11	369 30.8	53-100	.530	18-46	.391	38-53	.717	17	23	40	3.3	23	1	34	25	8	9	162	13.5
24	Payton, Adam.....	12-10	363 30.3	47-97	.485	13-28	.464	50-60	.833	12	31	43	3.6	18	1	21	32	0	20	157	13.1
02	Schneider, David...	10-9	312 31.2	29-70	.414	24-59	.407	23-34	.676	7	30	37	3.7	22	0	30	18	0	8	105	10.5
11	Mann, Nathan.....	12-10	336 28.0	32-91	.352	14-53	.264	18-20	.900	7	40	47	3.9	19	0	21	18	2	10	96	8.0
15	Stein, Peter.....	12-10	256 21.3	26-43	.605	3-7	.429	11-22	.500	14	27	41	3.4	32	1	13	18	4	6	66	5.5
04	Smith, Alex.....	12-2	172 14.3	24-44	.545	0-1	.000	13-20	.650	14	20	34	2.8	22	0	3	14	3	2	61	5.1
20	Carrabine, Kyle....	12-2	160 13.3	18-42	.429	12-33	.364	5-10	.500	4	16	20	1.7	7	0	4	5	1	1	53	4.4
45	Cofield, Corey.....	8-1	70 8.8	10-26	.385	0-0	.000	9-13	.692	5	13	18	2.3	11	0	3	12	1	4	29	3.6
03	Trumbower, Adam....	12-3	162 13.5	8-19	.421	3-10	.300	11-12	.917	5	17	22	1.8	16	0	18	12	0	7	30	2.5
22	Sumner, Danny.....	7-1	51 7.3	7-24	.292	2-10	.200	0-6	.000	6	2	8	1.1	0	0	2	2	1	2	16	2.3
23	Darnell, Chris.....	12-1	114 9.5	9-21	.429	2-4	.500	4-8	.500	7	14	21	1.8	14	0	11	12	2	3	24	2.0
25	Stratton, Chris....	3-0	5 1.7	2-2	1.000	0-0	.000	0-0	.000	1	0	1	0.3	0	0	0	1	0	0	4	1.3
00	Hess, Steven.....	9-0	51 5.7	3-7	.429	0-0	.000	5-9	.556	2	7	9	1.0	9	0	2	3	2	0	11	1.2
12	Barnett, Marcus....	3-0	4 1.3	0-0	.000	0-0	.000	0-1	.000	0	1	1	0.3	1	0	0	1	1	0	0	0.0
	Team.....									18	26	44	3.7	0			0				
	Total.....	12	2425	268-586	.457	91-251	.363	187-268	.698	119	267	386	32.2	194	3	162	173	25	72	814	67.8
	Opponents.....	12	2425	271-611	.444	75-250	.300	141-204	.691	107	238	345	28.8	227	7	134	168	21	76	758	63.2

TEAM STATISTICS	W&M	OPP
SCORING.....	814	758
Points per game.....	67.8	63.2
Scoring margin.....	+4.7	-
FIELD GOALS-ATT.....	268-586	271-611
Field goal pct.....	.457	.444
3 POINT FG-ATT.....	91-251	75-250
3-point FG pct.....	.363	.300
3-pt FG made per game..	7.6	6.3
FREE THROWS-ATT.....	187-268	141-204
Free throw pct.....	.698	.691
REBOUNDS.....	386	345
Rebounds per game.....	32.2	28.8
Rebounding margin.....	+3.4	-
ASSISTS.....	162	134
Assists per game.....	13.5	11.2
TURNOVERS.....	173	168
Turnovers per game.....	14.4	14.0
Turnover margin.....	-0.4	-
Assist/turnover ratio..	0.9	0.8
STEALS.....	72	76
Steals per game.....	6.0	6.3
BLOCKS.....	25	21
Blocks per game.....	2.1	1.8
WINNING STREAK.....	1	-
Home win streak.....	1	-
ATTENDANCE.....	27718	0
Home games-Avg/Game....	12-2310	0-0
Neutral site-Avg/Game..	-	0-0

SCORE BY PERIODS:	1st	2nd	OT		Total
William and Mary.....	349	454	11	-	814
Opponents.....	328	424	6	-	758

DATE	OPPONENT	W/L	SCORE	ATTEND
11/20/06	WAGNER	W	77-53	3197
12/01/06	JACKSONVILLE STATE	W	59-56	2684
12/02/06	CORNELL	W OT	73-68	2118
*12/05/06	TOWSON	L	60-73	2073
12/08/06	NORTH FLORIDA	W	61-44	2135
12/22/06	UMBC	W	70-58	1421
12/28/06	HAMPTON	W	72-67	2107
12/31/06	RICHMOND	W	61-53	1922
*1/6/07	NORTHEASTERN	W	60-57	1764
*1/10/07	VCU	L	77-88	2412
*1/16/07	GEORGE MASON	L	63-76	2729
*1/27/07	GEORGIA STATE	W	81-65	3156

* = Conference game

2006-07 William and Mary Basketball
William and Mary Combined Team Statistics (as of Jan 29, 2007)
Away games

RECORD:	OVERALL	HOME	AWAY	NEUTRAL
ALL GAMES.....	(2-7)	(0-0)	(2-7)	(0-0)
CONFERENCE.....	(2-4)	(0-0)	(2-4)	(0-0)
NON-CONFERENCE.....	(0-3)	(0-0)	(0-3)	(0-0)

				---TOTAL---			---3-PTS---				----REBOUNDS----										
## Player	GP-GS	Min--Avg	FG-FGA	Pct	3FG-FGA	Pct	FT-FTA	Pct	Off	Def	Tot	Avg	PF	FO	A	TO	Blk	Stl	Pts	Avg
24 Payton, Adam.....	9-9	287 31.9	45-103	.437	3-23	.130	27-30	.900	18	21	39	4.3	17	0	15	18	1	14	120	13.3
13 Kisielius, Laimis..	9-9	249 27.7	33-74	.446	12-23	.522	20-26	.769	11	27	38	4.2	22	0	20	29	1	5	98	10.9
02 Schneider, David...	8-8	255 31.9	19-67	.284	11-46	.239	17-24	.708	8	20	28	3.5	26	0	23	19	0	12	66	8.3
04 Smith, Alex.....	9-0	131 14.6	24-42	.571	2-5	.400	13-17	.765	16	19	35	3.9	18	1	3	11	1	2	63	7.0
11 Mann, Nathan.....	9-8	237 26.3	22-66	.333	14-49	.286	0-2	.000	2	20	22	2.4	20	2	24	13	0	3	58	6.4
15 Stein, Peter.....	9-8	174 19.3	16-27	.593	2-4	.500	5-8	.625	9	16	25	2.8	25	1	11	14	2	1	39	4.3
20 Kyle Carrabine.....	9-0	120 13.3	10-30	.333	6-21	.286	2-4	.500	2	8	10	1.1	4	0	4	6	0	3	28	3.1
45 Cofield, Corey.....	4-1	52 13.0	6-13	.462	0-0	.000	0-2	.000	3	6	9	2.3	2	0	2	5	0	0	12	3.0
22 Sumner, Danny.....	7-0	63 9.0	8-20	.400	0-5	.000	3-5	.600	4	3	7	1.0	4	0	1	6	0	3	19	2.7
23 Darnell, Chris.....	9-1	107 11.9	7-19	.368	1-7	.143	4-8	.500	3	16	19	2.1	12	0	4	3	3	0	19	2.1
03 Trumbower, Adam....	9-1	90 10.0	4-13	.308	2-8	.250	8-9	.889	4	10	14	1.6	8	0	5	3	0	0	18	2.0
00 Hess, Steven.....	5-0	36 7.2	3-6	.500	0-0	.000	1-4	.250	1	5	6	1.2	9	1	0	4	2	2	7	1.4
12 Barnett, Marcus....	1-0	0 0.0	0-0	.000	0-0	.000	0-0	.000	0	0	0	0.0	0	0	0	1	0	0	0	0.0
25 Stratton, Chris....	1-0	0 0.0	0-0	.000	0-0	.000	0-0	.000	0	0	0	0.0	0	0	0	0	0	0	0	0.0
Team.....									13	18	31	3.4	0			3				
Total.....	9	1801	197-480	.410	53-191	.277	100-139	.719	94	189	283	31.4	167	5	112	135	10	45	547	60.8
Opponents.....	9	1801	216-498	.434	62-192	.323	130-182	.714	111	208	319	35.4	152	1	139	105	32	68	624	69.3

TEAM STATISTICS	W&M	OPP
SCORING.....	547	624
Points per game.....	60.8	69.3
Scoring margin.....	-8.6	-
FIELD GOALS-ATT.....	197-480	216-498
Field goal pct.....	.410	.434
3 POINT FG-ATT.....	53-191	62-192
3-point FG pct.....	.277	.323
3-pt FG made per game..	5.9	6.9
FREE THROWS-ATT.....	100-139	130-182
Free throw pct.....	.719	.714
REBOUNDS.....	283	319
Rebounds per game.....	31.4	35.4
Rebounding margin.....	-4.0	-
ASSISTS.....	112	139
Assists per game.....	12.4	15.4
TURNOVERS.....	135	105
Turnovers per game.....	15.0	11.7
Turnover margin.....	-3.3	-
Assist/turnover ratio..	0.8	1.3
STEALS.....	45	68
Steals per game.....	5.0	7.6
BLOCKS.....	10	32
Blocks per game.....	1.1	3.6
WINNING STREAK.....	0	-
Home win streak.....	0	-
ATTENDANCE.....	0	39331
Home games-Avg/Game....	0-0	9-4370
Neutral site-Avg/Game..	-	0-0

SCORE BY PERIODS:	1st	2nd		Total
William and Mary.....	256	291	-	547
Opponents.....	300	324	-	624

DATE	OPPONENT	W/L	SCORE	ATTEND
11/11/06	at Kansas State	L	60-70	11390
11/25/06	at Holy Cross	L	57-66	2103
11/28/06	at Navy	L	63-79	1285
*1/3/07	at George Mason	W	67-63	4409
*1/8/07	at Georgia State	W	57-43	717
*1/13/07	at Delaware	L	62-77	2906
*1/20/07	at Hofstra	L	69-77	3721
*1/24/07	at Old Dominion University	L	44-59	6572
*1/29/07	at VCU	L	68-90	6228

* = Conference game

2006-07 William and Mary Basketball
William and Mary Combined Team Statistics (as of Jan 29, 2007)
Games won

RECORD:	OVERALL	HOME	AWAY	NEUTRAL
ALL GAMES.....	(11-0)	(9-0)	(2-0)	(0-0)
CONFERENCE.....	(4-0)	(2-0)	(2-0)	(0-0)
NON-CONFERENCE.....	(7-0)	(7-0)	(0-0)	(0-0)

				---TOTAL---			---3-PTS---				----REBOUNDS----									
## Player	GP-GS	Min--Avg	FG-FGA	Pct	3FG-FGA	Pct	FT-FTA	Pct	Off	Def	Tot	Avg	PF	FO	A	TO	Blk	Stl	Pts	Avg
13 Kisielius, Laimis..	11-10	333 30.3	51-89	.573	17-37	.459	40-57	.702	20	23	43	3.9	19	0	30	28	8	11	159	14.5
24 Payton, Adam.....	11-10	329 29.9	40-84	.476	10-22	.455	40-47	.851	14	30	44	4.0	11	0	17	29	0	17	130	11.8
02 Schneider, David...	9-9	283 31.4	24-64	.375	19-52	.365	16-25	.640	6	26	32	3.6	18	0	31	17	0	10	83	9.2
11 Mann, Nathan.....	11-9	308 28.0	30-89	.337	13-53	.245	11-14	.786	7	37	44	4.0	13	0	21	18	2	7	84	7.6
04 Smith, Alex.....	11-1	162 14.7	27-46	.587	1-2	.500	12-18	.667	12	20	32	2.9	22	0	4	14	3	2	67	6.1
15 Stein, Peter.....	11-10	239 21.7	23-34	.676	4-6	.667	11-21	.524	14	30	44	4.0	29	0	14	15	4	5	61	5.5
20 Carrabine, Kyle....	11-1	153 13.9	18-36	.500	10-25	.400	4-7	.571	5	17	22	2.0	6	0	5	6	1	3	50	4.5
22 Sumner, Danny.....	6-1	48 8.0	7-21	.333	2-8	.250	0-6	.000	6	1	7	1.2	0	0	1	2	1	2	16	2.7
45 Cofield, Corey.....	6-1	45 7.5	7-23	.304	0-0	.000	2-4	.500	2	10	12	2.0	9	0	2	10	1	4	16	2.7
23 Darnell, Chris.....	11-1	125 11.4	12-27	.444	2-7	.286	3-8	.375	7	15	22	2.0	15	0	11	9	3	2	29	2.6
03 Trumbower, Adam....	11-2	147 13.4	8-18	.444	3-10	.300	9-10	.900	4	14	18	1.6	15	0	14	10	0	7	28	2.5
00 Hess, Steven.....	8-0	44 5.5	3-7	.429	0-0	.000	5-9	.556	2	6	8	1.0	8	0	2	3	2	0	11	1.4
25 Stratton, Chris....	4-0	5 1.3	2-2	1.000	0-0	.000	0-0	.000	1	0	1	0.3	0	0	0	1	0	0	4	1.0
12 Barnett, Marcus....	4-0	4 1.0	0-0	.000	0-0	.000	0-1	.000	0	1	1	0.3	1	0	0	2	1	0	0	0.0
Team.....									18	26	44	4.0	0			0				
Total.....	11	2225	252-540	.467	81-222	.365	153-227	.674	118	256	374	34.0	166	0	152	164	26	70	738	67.1
Opponents.....	11	2225	230-565	.407	62-231	.268	105-158	.665	102	206	308	28.0	200	7	119	162	23	65	627	57.0

TEAM STATISTICS	W&M	OPP
SCORING.....	738	627
Points per game.....	67.1	57.0
Scoring margin.....	+10.1	-
FIELD GOALS-ATT.....	252-540	230-565
Field goal pct.....	.467	.407
3 POINT FG-ATT.....	81-222	62-231
3-point FG pct.....	.365	.268
3-pt FG made per game..	7.4	5.6
FREE THROWS-ATT.....	153-227	105-158
Free throw pct.....	.674	.665
REBOUNDS.....	374	308
Rebounds per game.....	34.0	28.0
Rebounding margin.....	+6.0	-
ASSISTS.....	152	119
Assists per game.....	13.8	10.8
TURNOVERS.....	164	162
Turnovers per game.....	14.9	14.7
Turnover margin.....	-0.2	-
Assist/turnover ratio..	0.9	0.7
STEALS.....	70	65
Steals per game.....	6.4	5.9
BLOCKS.....	26	23
Blocks per game.....	2.4	2.1
WINNING STREAK.....	11	-
Home win streak.....	9	-
ATTENDANCE.....	20504	5126
Home games-Avg/Game....	9-2278	2-2563
Neutral site-Avg/Game..	-	0-0

SCORE BY PERIODS:	1st	2nd	OT		Total
William and Mary.....	316	411	11	-	738
Opponents.....	259	362	6	-	627

DATE	OPPONENT	W/L	SCORE	ATTEND
11/20/06	WAGNER	W	77-53	3197
12/01/06	JACKSONVILLE STATE	W	59-56	2684
12/02/06	CORNELL	W OT	73-68	2118
12/08/06	NORTH FLORIDA	W	61-44	2135
12/22/06	UMBC	W	70-58	1421
12/28/06	HAMPTON	W	72-67	2107
12/31/06	RICHMOND	W	61-53	1922
*1/3/07	at George Mason	W	67-63	4409
*1/6/07	NORTHEASTERN	W	60-57	1764
*1/8/07	at Georgia State	W	57-43	717
*1/27/07	GEORGIA STATE	W	81-65	3156

* = Conference game

2006-07 William and Mary Basketball
William and Mary Combined Team Statistics (as of Jan 29, 2007)
Games lost

RECORD:	OVERALL	HOME	AWAY	NEUTRAL
ALL GAMES.....	(0-10)	(0-3)	(0-7)	(0-0)
CONFERENCE.....	(0-7)	(0-3)	(0-4)	(0-0)
NON-CONFERENCE.....	(0-3)	(0-0)	(0-3)	(0-0)

					---TOTAL---|	|---3-PTS---|			|----REBOUNDS----|											
##	Player	GP-GS	Min	Avg	FG-FGA	Pct	3FG-FGA	Pct	FT-FTA	Pct	Off	Def	Tot	Avg	PF	FO	A	TO	Blk	Stl	Pts	Avg
24	Payton, Adam.....	10-9	321	32.1	52-116	.448	6-29	.207	37-43	.860	16	22	38	3.8	24	1	19	21	1	17	147	14.7
13	Kisielius, Laimis..	10-10	285	28.5	35-85	.412	13-32	.406	18-22	.818	8	27	35	3.5	26	1	24	26	1	3	101	10.1
02	Schneider, David...	9-8	284	31.6	24-73	.329	16-53	.302	24-33	.727	9	24	33	3.7	30	0	22	20	0	10	88	9.8
11	Mann, Nathan.....	10-9	265	26.5	24-68	.353	15-49	.306	7-8	.875	2	23	25	2.5	26	2	24	13	0	6	70	7.0
04	Smith, Alex.....	10-1	141	14.1	21-40	.525	1-4	.250	14-19	.737	18	19	37	3.7	18	1	2	11	1	2	57	5.7
15	Stein, Peter.....	10-8	191	19.1	19-36	.528	1-5	.200	5-9	.556	9	13	22	2.2	28	2	10	17	2	2	44	4.4
45	Cofield, Corey.....	6-1	77	12.8	9-16	.563	0-0	.000	7-11	.636	6	9	15	2.5	4	0	3	7	0	0	25	4.2
20	Kyle Carrabine.....	10-1	127	12.7	10-36	.278	8-29	.276	3-7	.429	1	7	8	0.8	5	0	3	5	0	1	31	3.1
22	Sumner, Danny.....	8-0	66	8.3	8-23	.348	0-7	.000	3-5	.600	4	4	8	1.0	4	0	2	6	0	3	19	2.4
03	Trumbower, Adam....	10-2	105	10.5	4-14	.286	2-8	.250	10-11	.909	5	13	18	1.8	9	0	9	5	0	0	20	2.0
23	Darnell, Chris.....	10-1	96	9.6	4-13	.308	1-4	.250	5-8	.625	3	15	18	1.8	11	0	4	6	2	1	14	1.4
00	Hess, Steven.....	6-0	43	7.2	3-6	.500	0-0	.000	1-4	.250	1	6	7	1.2	10	1	0	4	2	2	7	1.2
	Team.....										13	18	31	3.1	0			3				
	Total.....	10	2001		213-526	.405	63-220	.286	134-180	.744	95	200	295	29.5	195	8	122	144	9	47	623	62.3
	Opponents.....	10	2001		257-544	.472	75-211	.355	166-228	.728	116	240	356	35.6	179	1	154	111	30	79	755	75.5

TEAM STATISTICS	W&M	OPP
SCORING.....	623	755
Points per game.....	62.3	75.5
Scoring margin.....	-13.2	-
FIELD GOALS-ATT.....	213-526	257-544
Field goal pct.....	.405	.472
3 POINT FG-ATT.....	63-220	75-211
3-point FG pct.....	.286	.355
3-pt FG made per game..	6.3	7.5
FREE THROWS-ATT.....	134-180	166-228
Free throw pct.....	.744	.728
REBOUNDS.....	295	356
Rebounds per game.....	29.5	35.6
Rebounding margin.....	-6.1	-
ASSISTS.....	122	154
Assists per game.....	12.2	15.4
TURNOVERS.....	144	111
Turnovers per game.....	14.4	11.1
Turnover margin.....	-3.3	-
Assist/turnover ratio..	0.8	1.4
STEALS.....	47	79
Steals per game.....	4.7	7.9
BLOCKS.....	9	30
Blocks per game.....	0.9	3.0
WINNING STREAK.....	0	-
Home win streak.....	0	-
ATTENDANCE.....	7214	34205
Home games-Avg/Game....	3-2405	7-4886
Neutral site-Avg/Game..	-	0-0

SCORE BY PERIODS:	1st	2nd		Total
William and Mary.....	289	334	-	623
Opponents.....	369	386	-	755

DATE	OPPONENT	W/L	SCORE	ATTEND
11/11/06	at Kansas State	L	60-70	11390
11/25/06	at Holy Cross	L	57-66	2103
11/28/06	at Navy	L	63-79	1285
*12/05/06	TOWSON	L	60-73	2073
*1/10/07	VCU	L	77-88	2412
*1/13/07	at Delaware	L	62-77	2906
*1/16/07	GEORGE MASON	L	63-76	2729
*1/20/07	at Hofstra	L	69-77	3721
*1/24/07	at Old Dominion University	L	44-59	6572
*1/29/07	at VCU	L	68-90	6228

* = Conference game

2006-07 William and Mary Basketball
William and Mary Combined Team Statistics (as of Jan 29, 2007)
Last Three Games

RECORD:	OVERALL	HOME	AWAY	NEUTRAL
ALL GAMES.....	(1-2)	(1-0)	(0-2)	(0-0)
CONFERENCE.....	(1-2)	(1-0)	(0-2)	(0-0)
NON-CONFERENCE.....	(0-0)	(0-0)	(0-0)	(0-0)

				---TOTAL---|		|---3-PTS---|				|----REBOUNDS----|										
##	Player	GP-GS	Min--Avg	FG-FGA	Pct	3FG-FGA	Pct	FT-FTA	Pct	Off	Def	Tot	Avg	PF	FO	A	TO	Blk	Stl	Pts	Avg
24	Payton, Adam.....	3-3	98 32.7	15-23	.652	2-5	.400	12-13	.923	5	5	10	3.3	5	0	3	7	0	3	44	14.7
13	Kisielius, Laimis..	3-3	79 26.3	16-32	.500	5-13	.385	6-8	.750	2	5	7	2.3	5	0	11	10	1	0	43	14.3
02	Schneider, David...	3-3	86 28.7	8-24	.333	6-19	.316	1-2	.500	2	6	8	2.7	6	0	7	5	0	3	23	7.7
15	Stein, Peter.....	3-3	62 20.7	6-11	.545	3-4	.750	5-6	.833	3	5	8	2.7	9	0	3	2	2	1	20	6.7
03	Trumbower, Adam....	3-2	46 15.3	4-8	.500	4-6	.667	2-2	1.000	3	4	7	2.3	2	0	2	1	0	3	14	4.7
23	Darnell, Chris.....	3-0	52 17.3	4-8	.500	1-3	.333	4-7	.571	2	5	7	2.3	4	0	3	0	1	0	13	4.3
11	Mann, Nathan.....	3-1	71 23.7	4-12	.333	3-8	.375	0-0	.000	1	4	5	1.7	4	0	6	6	0	1	11	3.7
22	Sumner, Danny.....	2-0	21 10.5	3-5	.600	0-1	.000	1-2	.500	2	2	4	2.0	1	0	0	1	0	2	7	3.5
04	Smith, Alex.....	3-0	34 11.3	4-8	.500	0-0	.000	2-4	.500	4	5	9	3.0	1	0	1	2	0	0	10	3.3
25	Stratton, Chris....	1-0	2 2.0	1-1	1.000	0-0	.000	0-0	.000	0	0	0	0.0	0	0	0	1	0	0	2	2.0
20	Carrabine, Kyle....	3-0	31 10.3	1-8	.125	1-6	.167	1-2	.500	1	2	3	1.0	2	0	1	2	0	1	4	1.3
00	Hess, Steven.....	2-0	18 9.0	1-2	.500	0-0	.000	0-0	.000	0	4	4	2.0	7	1	1	3	2	2	2	1.0
12	Barnett, Marcus....	1-0	1 1.0	0-0	.000	0-0	.000	0-0	.000	0	0	0	0.0	0	0	0	1	0	0	0	0.0
	TEAM.....									0	5	5	1.7	0			3				
	Total.....	3	601	67-142	.472	25-65	.385	34-46	.739	25	52	77	25.7	46	1	38	44	6	16	193	64.3
	Opponents.....	3	601	79-165	.479	22-62	.355	34-44	.773	38	54	92	30.7	49	1	47	33	11	20	214	71.3

TEAM STATISTICS	W&M	OPP
SCORING.....	193	214
Points per game.....	64.3	71.3
Scoring margin.....	-7.0	-
FIELD GOALS-ATT.....	67-142	79-165
Field goal pct.....	.472	.479
3 POINT FG-ATT.....	25-65	22-62
3-point FG pct.....	.385	.355
3-pt FG made per game..	8.3	7.3
FREE THROWS-ATT.....	34-46	34-44
Free throw pct.....	.739	.773
REBOUNDS.....	77	92
Rebounds per game.....	25.7	30.7
Rebounding margin.....	-5.0	-
ASSISTS.....	38	47
Assists per game.....	12.7	15.7
TURNOVERS.....	44	33
Turnovers per game.....	14.7	11.0
Turnover margin.....	-3.7	-
Assist/turnover ratio..	0.9	1.4
STEALS.....	16	20
Steals per game.....	5.3	6.7
BLOCKS.....	6	11
Blocks per game.....	2.0	3.7
WINNING STREAK.....	0	-
Home win streak.....	1	-
ATTENDANCE.....	3156	12800
Home games-Avg/Game....	1-3156	2-6400
Neutral site-Avg/Game..	-	0-0

SCORE BY PERIODS:	1st	2nd		Total
William and Mary.....	96	97	-	193
Opponents.....	89	125	-	214

DATE	OPPONENT	W/L	SCORE	ATTEND
*1/24/07	at Old Dominion University	L	44-59	6572
*1/27/07	GEORGIA STATE	W	81-65	3156
*1/29/07	at VCU	L	68-90	6228

* = Conference game

2006-07 William and Mary Basketball
William and Mary Combined Team Statistics (as of Jan 29, 2007)
Last Six Games

RECORD:	OVERALL	HOME	AWAY	NEUTRAL
ALL GAMES.....	(1-5)	(1-1)	(0-4)	(0-0)
CONFERENCE.....	(1-5)	(1-1)	(0-4)	(0-0)
NON-CONFERENCE.....	(0-0)	(0-0)	(0-0)	(0-0)

					---TOTAL---|	|---3-PTS---|				|----REBOUNDS----|										
## Player	GP-GS	Min	Avg	FG-FGA	Pct	3FG-FGA	Pct	FT-FTA	Pct	Off	Def	Tot	Avg	PF	FO	A	TO	Blk	Stl	Pts	Avg
24 Payton, Adam.....	6-6	197	32.8	31-55	.564	4-17	.235	24-28	.857	8	11	19	3.2	11	0	12	12	0	10	90	15.0
13 Kisielius, Laimis..	6-6	169	28.2	30-60	.500	9-21	.429	8-11	.727	7	19	26	4.3	17	1	20	15	1	1	77	12.8
02 Schneider, David...	6-6	186	31.0	13-46	.283	9-34	.265	12-14	.857	6	15	21	3.5	15	0	14	11	0	3	47	7.8
45 Cofield, Corey.....	1-0	15	15.0	2-2	1.000	0-0	.000	3-3	1.000	1	3	4	4.0	2	0	1	2	0	0	7	7.0
15 Stein, Peter.....	6-6	123	20.5	15-28	.536	3-6	.500	6-8	.750	5	8	13	2.2	17	1	4	7	3	2	39	6.5
11 Mann, Nathan.....	6-4	156	26.0	13-37	.351	9-27	.333	0-0	.000	1	11	12	2.0	13	1	13	9	0	3	35	5.8
04 Smith, Alex.....	6-0	77	12.8	12-23	.522	1-3	.333	9-11	.818	14	10	24	4.0	7	0	2	7	0	0	34	5.7
23 Darnell, Chris.....	6-0	69	11.5	6-11	.545	1-4	.250	4-7	.571	2	7	9	1.5	8	0	3	0	1	0	17	2.8
22 Sumner, Danny.....	4-0	29	7.3	4-7	.571	0-1	.000	3-4	.750	2	2	4	1.0	3	0	0	3	0	2	11	2.8
03 Trumbower, Adam....	6-2	72	12.0	4-10	.400	4-7	.571	2-2	1.000	3	6	9	1.5	4	0	3	1	0	3	14	2.3
25 Stratton, Chris....	1-0	2	2.0	1-1	1.000	0-0	.000	0-0	.000	0	0	0	0.0	0	0	0	1	0	0	2	2.0
20 Carrabine, Kyle....	6-0	83	13.8	4-23	.174	2-16	.125	2-5	.400	2	6	8	1.3	4	0	3	5	0	1	12	2.0
00 Hess, Steven.....	3-0	22	7.3	1-2	.500	0-0	.000	0-0	.000	0	4	4	1.3	7	1	1	3	2	2	2	0.7
12 Barnett, Marcus....	1-0	1	1.0	0-0	.000	0-0	.000	0-0	.000	0	0	0	0.0	0	0	0	1	0	0	0	0.0
Team.....										5	9	14	2.3	0			3				
Total.....	6	1201		136-305	.446	42-136	.309	73-93	.785	56	111	167	27.8	108	4	76	80	7	27	387	64.5
Opponents.....	6	1201		157-316	.497	49-128	.383	81-112	.723	62	122	184	30.7	100	1	88	62	17	37	444	74.0

TEAM STATISTICS	W&M	OPP
SCORING.....	387	444
Points per game.....	64.5	74.0
Scoring margin.....	-9.5	-
FIELD GOALS-ATT.....	136-305	157-316
Field goal pct.....	.446	.497
3 POINT FG-ATT.....	42-136	49-128
3-point FG pct.....	.309	.383
3-pt FG made per game..	7.0	8.2
FREE THROWS-ATT.....	73-93	81-112
Free throw pct.....	.785	.723
REBOUNDS.....	167	184
Rebounds per game.....	27.8	30.7
Rebounding margin.....	-2.8	-
ASSISTS.....	76	88
Assists per game.....	12.7	14.7
TURNOVERS.....	80	62
Turnovers per game.....	13.3	10.3
Turnover margin.....	-3.0	-
Assist/turnover ratio..	1.0	1.4
STEALS.....	27	37
Steals per game.....	4.5	6.2
BLOCKS.....	7	17
Blocks per game.....	1.2	2.8
WINNING STREAK.....	0	-
Home win streak.....	1	-
ATTENDANCE.....	5885	19427
Home games-Avg/Game....	2-2942	4-4857
Neutral site-Avg/Game..	-	0-0

SCORE BY PERIODS:	1st	2nd		Total
William and Mary.....	188	199	-	387
Opponents.....	210	234	-	444

DATE	OPPONENT	W/L	SCORE	ATTEND
*1/13/07	at Delaware	L	62-77	2906
*1/16/07	GEORGE MASON	L	63-76	2729
*1/20/07	at Hofstra	L	69-77	3721
*1/24/07	at Old Dominion University	L	44-59	6572
*1/27/07	GEORGIA STATE	W	81-65	3156
*1/29/07	at VCU	L	68-90	6228

* = Conference game

2006-07 William and Mary Basketball
William and Mary Combined Team Statistics (as of Jan 29, 2007)
Last Nine Games

RECORD:	OVERALL	HOME	AWAY	NEUTRAL
ALL GAMES.....	(3-6)	(2-2)	(1-4)	(0-0)
CONFERENCE.....	(3-6)	(2-2)	(1-4)	(0-0)
NON-CONFERENCE.....	(0-0)	(0-0)	(0-0)	(0-0)

				---TOTAL---			---3-PTS---				----REBOUNDS----											
##	Player	GP-GS	Min--Avg	FG-FGA	Pct	3FG-FGA	Pct	FT-FTA	Pct	Off	Def	Tot	Avg	PF	FO	A	TO	Blk	Stl	Pts	Avg
24	Payton, Adam.....	9-9	293 32.6	44-85	.518	7-23	.304	43-49	.878	13	17	30	3.3	14	0	17	22	0	17	138	15.3
13	Kisielius, Laimis..	9-9	250 27.8	38-88	.432	14-36	.389	15-21	.714	9	24	33	3.7	26	1	25	20	2	3	105	11.7
02	Schneider, David...	9-9	285 31.7	23-71	.324	16-54	.296	15-23	.652	12	27	39	4.3	23	0	23	16	0	6	77	8.6
11	Mann, Nathan.....	9-7	247 27.4	21-59	.356	13-40	.325	3-3	1.000	4	24	28	3.1	17	1	20	16	1	7	58	6.4
04	Smith, Alex.....	9-0	126 14.0	20-33	.606	2-4	.500	15-18	.833	17	14	31	3.4	17	0	3	12	0	0	57	6.3
15	Stein, Peter.....	9-9	186 20.7	21-39	.538	5-9	.556	6-8	.750	6	18	24	2.7	25	2	8	12	3	4	53	5.9
45	Cofield, Corey.....	4-0	28 7.0	3-3	1.000	0-0	.000	7-9	.778	2	4	6	1.5	4	0	1	2	0	0	13	3.3
23	Darnell, Chris.....	9-0	102 11.3	9-17	.529	1-5	.200	5-9	.556	4	10	14	1.6	11	0	4	2	2	1	24	2.7
20	Carrabine, Kyle....	9-0	132 14.7	8-31	.258	4-21	.190	3-7	.429	2	10	12	1.3	6	0	5	6	1	2	23	2.6
22	Sumner, Danny.....	6-0	35 5.8	6-10	.600	0-2	.000	3-4	.750	2	2	4	0.7	3	0	0	3	0	2	15	2.5
03	Trumbower, Adam....	9-2	91 10.1	4-12	.333	4-8	.500	2-2	1.000	3	8	11	1.2	5	0	4	2	0	3	14	1.6
25	Stratton, Chris....	2-0	2 1.0	1-1	1.000	0-0	.000	0-0	.000	0	0	0	0.0	0	0	0	1	0	0	2	1.0
00	Hess, Steven.....	5-0	23 4.6	1-2	.500	0-0	.000	0-0	.000	0	4	4	0.8	7	1	1	3	2	2	2	0.4
12	Barnett, Marcus....	2-0	1 0.5	0-0	.000	0-0	.000	0-0	.000	0	0	0	0.0	0	0	0	2	0	0	0	0.0
	Team.....									10	17	27	3.0	0			3				
	Total.....	9	1801	199-451	.441	66-202	.327	117-153	.765	84	179	263	29.2	158	5	111	122	11	47	581	64.6
	Opponents.....	9	1801	217-458	.474	68-181	.376	130-172	.756	83	181	264	29.3	152	1	123	98	22	57	632	70.2

TEAM STATISTICS	W&M	OPP
SCORING.....	581	632
Points per game.....	64.6	70.2
Scoring margin.....	-5.7	-
FIELD GOALS-ATT.....	199-451	217-458
Field goal pct.....	.441	.474
3 POINT FG-ATT.....	66-202	68-181
3-point FG pct.....	.327	.376
3-pt FG made per game..	7.3	7.6
FREE THROWS-ATT.....	117-153	130-172
Free throw pct.....	.765	.756
REBOUNDS.....	263	264
Rebounds per game.....	29.2	29.3
Rebounding margin.....	-0.1	-
ASSISTS.....	111	123
Assists per game.....	12.3	13.7
TURNOVERS.....	122	98
Turnovers per game.....	13.6	10.9
Turnover margin.....	-2.7	-
Assist/turnover ratio..	0.9	1.3
STEALS.....	47	57
Steals per game.....	5.2	6.3
BLOCKS.....	11	22
Blocks per game.....	1.2	2.4
WINNING STREAK.....	0	-
Home win streak.....	1	-
ATTENDANCE.....	10061	20144
Home games-Avg/Game....	4-2515	5-4029
Neutral site-Avg/Game..	-	0-0

SCORE BY PERIODS:	1st	2nd		Total
William and Mary.....	265	316	-	581
Opponents.....	294	338	-	632

DATE	OPPONENT	W/L	SCORE	ATTEND
*1/6/07	NORTHEASTERN	W	60-57	1764
*1/8/07	at Georgia State	W	57-43	717
*1/10/07	VCU	L	77-88	2412
*1/13/07	at Delaware	L	62-77	2906
*1/16/07	GEORGE MASON	L	63-76	2729
*1/20/07	at Hofstra	L	69-77	3721
*1/24/07	at Old Dominion University	L	44-59	6572
*1/27/07	GEORGIA STATE	W	81-65	3156
*1/29/07	at VCU	L	68-90	6228

* = Conference game

2006-07 William and Mary Basketball
William and Mary High/Low Analysis (as of Jan 29, 2007)
All games

William and Mary - TEAM GAME HIGHS

POINTS.....	81	vs Georgia State (1/27/07)
	77	vs VCU (1/10/07)
	77	vs Wagner (11/20/06)
	73	vs Cornell (12/02/06)
	72	vs Hampton (12/28/06)
FIELD GOALS MADE.....	32	vs Wagner (11/20/06)
	28	vs Georgia State (1/27/07)
FIELD GOAL ATTEMPTS.....	64	vs Wagner (11/20/06)
	58	at Hofstra (1/20/07)
	58	at Delaware (1/13/07)
FIELD GOAL PERCENTAGE.....	.609 (28-46)	vs Georgia State (1/27/07)
	.512 (21-41)	vs Hampton (12/28/06)
3 PT FIELD GOALS MADE.....	12	vs Georgia State (1/27/07)
	9	vs George Mason (1/16/07)
	9	vs Hampton (12/28/06)
	9	vs Cornell (12/02/06)
3 PT FG ATTEMPTS.....	29	vs Towson (12/05/06)
	25	vs Georgia State (1/27/07)
	25	vs George Mason (1/16/07)
3 PT FG PERCENTAGE.....	.480 (12-25)	vs Georgia State (1/27/07)
	.467 (7-15)	vs UMBC (12/22/06)
FREE THROWS MADE.....	27	vs VCU (1/10/07)
	21	vs Hampton (12/28/06)
	21	vs UMBC (12/22/06)
FREE THROW ATTEMPTS.....	34	vs VCU (1/10/07)
	33	vs Jacksonville State (12/01/06)
FREE THROW PERCENTAGE.....	.955 (21-22)	vs UMBC (12/22/06)
	.882 (15-17)	at Hofstra (1/20/07)
REBOUNDS.....	47	vs Jacksonville State (12/01/06)
	42	vs Wagner (11/20/06)
ASSISTS.....	18	vs Georgia State (1/27/07)
	16	at George Mason (1/3/07)
	16	vs Towson (12/05/06)
	16	vs Cornell (12/02/06)
	16	vs Wagner (11/20/06)
	16	at Kansas State (11/11/06)
STEALS.....	12	vs North Florida (12/08/06)
	9	vs Jacksonville State (12/01/06)
BLOCKED SHOTS.....	4	vs North Florida (12/08/06)
	4	vs Wagner (11/20/06)
TURNOVERS.....	28	vs Jacksonville State (12/01/06)
	24	vs Hampton (12/28/06)
FOULS.....	25	vs Wagner (11/20/06)
	24	at Hofstra (1/20/07)
	24	vs VCU (1/10/07)
	24	at Kansas State (11/11/06)

2006-07 William and Mary Basketball
William and Mary High/Low Analysis (as of Jan 29, 2007)
All games

	Opponent - GAME HIGHS		
POINTS.....	90		at VCU (1/29/07)
	88		vs VCU (1/10/07)
	79		at Navy (11/28/06)
	77		at Hofstra (1/20/07)
	77		at Delaware (1/13/07)
FIELD GOALS MADE.....	34		at VCU (1/29/07)
	28		vs George Mason (1/16/07)
FIELD GOAL ATTEMPTS.....	80		at Kansas State (11/11/06)
	62		vs Jacksonville State (12/01/06)
FIELD GOAL PERCENTAGE.....	.614	(27-44)	at Navy (11/28/06)
	.595	(25-42)	vs VCU (1/10/07)
3 PT FIELD GOALS MADE.....	12		at VCU (1/29/07)
	12		at Delaware (1/13/07)
3 PT FG ATTEMPTS.....	31		vs Wagner (11/20/06)
	30		vs Richmond (12/31/06)
3 PT FG PERCENTAGE.....	.643	(9-14)	at Navy (11/28/06)
	.500	(12-24)	at VCU (1/29/07)
	.500	(7-14)	vs VCU (1/10/07)
FREE THROWS MADE.....	31		vs VCU (1/10/07)
	19		at Hofstra (1/20/07)
	19		at Delaware (1/13/07)
	19		vs Hampton (12/28/06)
FREE THROW ATTEMPTS.....	37		vs VCU (1/10/07)
	31		vs Hampton (12/28/06)
FREE THROW PERCENTAGE.....	.917	(11-12)	vs Northeastern (1/6/07)
	.867	(13-15)	at Old Dominion University (1/24/07)
	.867	(13-15)	vs UMBC (12/22/06)
REBOUNDS.....	59		at Kansas State (11/11/06)
	43		at Holy Cross (11/25/06)
ASSISTS.....	20		at Navy (11/28/06)
	19		at VCU (1/29/07)
STEALS.....	14		vs Jacksonville State (12/01/06)
	12		at Holy Cross (11/25/06)
BLOCKED SHOTS.....	8		at Kansas State (11/11/06)
	5		at Holy Cross (11/25/06)
TURNOVERS.....	21		vs Hampton (12/28/06)
	19		vs Jacksonville State (12/01/06)
	19		vs Wagner (11/20/06)
FOULS.....	25		vs VCU (1/10/07)
	25		vs Jacksonville State (12/01/06)

2006-07 William and Mary Basketball
William and Mary High/Low Analysis (as of Jan 29, 2007)
All games

William and Mary - GAME LOWS

POINTS.....	44		at Old Dominion University (1/24/07)
	57		at Holy Cross (11/25/06)
	57		at Georgia State (1/8/07)
	59		vs Jacksonville State (12/01/06)
	60		at Kansas State (11/11/06)
	60		vs Towson (12/05/06)
	60		vs Northeastern (1/6/07)
FIELD GOALS MADE.....	14		at Old Dominion University (1/24/07)
	19		vs Towson (12/05/06)
	19		vs Northeastern (1/6/07)
FIELD GOAL ATTEMPTS.....	41		vs Hampton (12/28/06)
	42		vs UMBC (12/22/06)
	42		vs Richmond (12/31/06)
FIELD GOAL PERCENTAGE.....	.318	(14-44)	at Old Dominion University (1/24/07)
	.352	(19-54)	vs Towson (12/05/06)
3 PT FIELD GOALS MADE.....	2		vs Jacksonville State (12/01/06)
	2		at Delaware (1/13/07)
3 PT FG ATTEMPTS.....	11		vs Jacksonville State (12/01/06)
	15		vs UMBC (12/22/06)
3 PT FG PERCENTAGE.....	.091	(2-22)	at Delaware (1/13/07)
	.182	(2-11)	vs Jacksonville State (12/01/06)
FREE THROWS MADE.....	3		at Georgia State (1/8/07)
	6		vs Wagner (11/20/06)
FREE THROW ATTEMPTS.....	7		at Georgia State (1/8/07)
	10		vs George Mason (1/16/07)
FREE THROW PERCENTAGE.....	.429	(3-7)	at Georgia State (1/8/07)
	.500	(6-12)	vs Wagner (11/20/06)
REBOUNDS.....	23		vs UMBC (12/22/06)
	24		vs Georgia State (1/27/07)
ASSISTS.....	9		at Delaware (1/13/07)
	9		at Old Dominion University (1/24/07)
STEALS.....	1		vs George Mason (1/16/07)
	3		vs UMBC (12/22/06)
	3		vs Hampton (12/28/06)
BLOCKED SHOTS.....	0		vs Towson (12/05/06)
	0		at George Mason (1/3/07)
	0		vs VCU (1/10/07)
	0		at Delaware (1/13/07)
	0		vs George Mason (1/16/07)
	0		at VCU (1/29/07)
TURNOVERS.....	8		vs Towson (12/05/06)
	9		vs UMBC (12/22/06)
FOULS.....	11		vs Jacksonville State (12/01/06)
	11		vs Northeastern (1/6/07)

2006-07 William and Mary Basketball
William and Mary High/Low Analysis (as of Jan 29, 2007)
All games

Opponent - GAME LOWS

POINTS.....	43	at Georgia State (1/8/07)
	44	vs North Florida (12/08/06)
	53	vs Wagner (11/20/06)
	53	vs Richmond (12/31/06)
	56	vs Jacksonville State (12/01/06)
FIELD GOALS MADE.....	16	at Georgia State (1/8/07)
	17	vs Wagner (11/20/06)
FIELD GOAL ATTEMPTS.....	42	vs VCU (1/10/07)
	42	at Delaware (1/13/07)
FIELD GOAL PERCENTAGE.....	.300 (24-80)	at Kansas State (11/11/06)
	.327 (16-49)	at Georgia State (1/8/07)
3 PT FIELD GOALS MADE.....	3	vs Jacksonville State (12/01/06)
	3	vs UMBC (12/22/06)
3 PT FG ATTEMPTS.....	14	at Navy (11/28/06)
	14	vs UMBC (12/22/06)
	14	vs VCU (1/10/07)
3 PT FG PERCENTAGE.....	.158 (3-19)	vs Jacksonville State (12/01/06)
	.200 (5-25)	at Holy Cross (11/25/06)
	.200 (6-30)	vs Richmond (12/31/06)
FREE THROWS MADE.....	3	vs Jacksonville State (12/01/06)
	3	vs North Florida (12/08/06)
FREE THROW ATTEMPTS.....	8	vs Jacksonville State (12/01/06)
	8	vs North Florida (12/08/06)
FREE THROW PERCENTAGE.....	.375 (3-8)	vs Jacksonville State (12/01/06)
	.375 (3-8)	vs North Florida (12/08/06)
REBOUNDS.....	21	vs Georgia State (1/27/07)
	24	vs UMBC (12/22/06)
	24	at George Mason (1/3/07)
	24	vs George Mason (1/16/07)
ASSISTS.....	4	vs Hampton (12/28/06)
	6	vs UMBC (12/22/06)
STEALS.....	0	vs North Florida (12/08/06)
	3	vs Wagner (11/20/06)
BLOCKED SHOTS.....	0	vs UMBC (12/22/06)
	0	vs Hampton (12/28/06)
	0	vs George Mason (1/16/07)
TURNOVERS.....	4	vs George Mason (1/16/07)
	8	at Old Dominion University (1/24/07)
FOULS.....	13	at Georgia State (1/8/07)
	14	vs Towson (12/05/06)
	14	vs Northeastern (1/6/07)

2006-07 William and Mary Basketball
William and Mary High/Low Analysis (as of Jan 29, 2007)
All games

William and Mary - INDIVIDUAL GAME HIGHS

POINTS.....	26		Payton, Adam vs VCU (1/10/07)
	23		Payton, Adam at Hofstra (1/20/07)
	22		Kisielius, Laimis at VCU (1/29/07)
	21		Kisielius, Laimis vs Cornell (12/02/06)
	20		Kisielius, Laimis vs Jacksonville State (12/01/06)
FIELD GOALS MADE.....	8		Kisielius, Laimis at VCU (1/29/07)
	8		Payton, Adam at Delaware (1/13/07)
	8		Kisielius, Laimis vs Wagner (11/20/06)
FIELD GOAL ATT.....	17		Kisielius, Laimis at VCU (1/29/07)
	16		Payton, Adam vs Towson (12/05/06)
	16		Payton, Adam at Navy (11/28/06)
FG PCT (min 5 made).....	.833	(5-6)	Payton, Adam vs Georgia State (1/27/07)
	.833	(5-6)	Kisielius, Laimis vs Jacksonville State (12/01/06)
3 PT FG MADE.....	4		Schneider, David vs Northeastern (1/6/07)
	4		Mann, Nathan at George Mason (1/3/07)
	4		Schneider, David vs Towson (12/05/06)
	4		Mann, Nathan vs Cornell (12/02/06)
3 PT FG ATTEMPTS.....	10		Mann, Nathan vs Cornell (12/02/06)
	9		Mann, Nathan at George Mason (1/3/07)
	9		Schneider, David at Kansas State (11/11/06)
3-PT FG PCT (min 2 made).....	1.000	(3-3)	Kisielius, Laimis at Kansas State (11/11/06)
	1.000	(2-2)	Mann, Nathan at VCU (1/29/07)
	1.000	(2-2)	Payton, Adam vs Georgia State (1/27/07)
	1.000	(2-2)	Stein, Peter vs Georgia State (1/27/07)
	1.000	(2-2)	Trumbower, Adam vs Georgia State (1/27/07)
	1.000	(2-2)	Payton, Adam vs VCU (1/10/07)
	1.000	(2-2)	Payton, Adam vs Hampton (12/28/06)
	1.000	(2-2)	Kisielius, Laimis vs Hampton (12/28/06)
FREE THROWS MADE.....	10		Payton, Adam vs VCU (1/10/07)
	9		Kisielius, Laimis vs Jacksonville State (12/01/06)
FREE THROW ATT.....	12		Kisielius, Laimis vs Hampton (12/28/06)
	12		Kisielius, Laimis vs Jacksonville State (12/01/06)
FT PCT (min 3 made).....	1.000	(8-8)	Payton, Adam at Hofstra (1/20/07)
	1.000	(6-6)	Smith, Alex at Delaware (1/13/07)
	1.000	(5-5)	Payton, Adam at Old Dominion University (1/24/07)
	1.000	(4-4)	Kisielius, Laimis at VCU (1/29/07)
	1.000	(4-4)	Kisielius, Laimis vs VCU (1/10/07)
	1.000	(4-4)	Payton, Adam vs UMBC (12/22/06)
	1.000	(4-4)	Mann, Nathan vs North Florida (12/08/06)
	1.000	(4-4)	Schneider, David vs North Florida (12/08/06)
	1.000	(4-4)	Mann, Nathan vs Towson (12/05/06)
	1.000	(4-4)	Kisielius, Laimis vs Cornell (12/02/06)
	1.000	(3-3)	Cofield, Corey vs George Mason (1/16/07)
	1.000	(3-3)	Schneider, David vs George Mason (1/16/07)
	1.000	(3-3)	Mann, Nathan vs VCU (1/10/07)
	1.000	(3-3)	Smith, Alex at George Mason (1/3/07)
	1.000	(3-3)	Stein, Peter vs Hampton (12/28/06)
	1.000	(3-3)	Mann, Nathan vs UMBC (12/22/06)
REBOUNDS.....	9		Smith, Alex at Delaware (1/13/07)
	9		Payton, Adam at George Mason (1/3/07)
	9		Mann, Nathan vs North Florida (12/08/06)
	9		Schneider, David at Kansas State (11/11/06)
ASSISTS.....	7		Schneider, David at Kansas State (11/11/06)

	6	Schneider, David vs Wagner (11/20/06)
STEALS.....	4	Payton, Adam at Hofstra (1/20/07)
	4	Payton, Adam vs VCU (1/10/07)
	4	Schneider, David at Kansas State (11/11/06)
BLOCKED SHOTS.....	2	Kisielius, Laimis vs Richmond (12/31/06)
	2	Smith, Alex vs Hampton (12/28/06)
	2	Kisielius, Laimis vs UMBC (12/22/06)
	2	Kisielius, Laimis vs North Florida (12/08/06)
	2	Stein, Peter vs North Florida (12/08/06)
	2	Darnell, Chris vs Cornell (12/02/06)
TURNOVERS.....	6	Kisielius, Laimis vs Jacksonville State (12/01/06)
	5	Payton, Adam vs VCU (1/10/07)
	5	Cofield, Corey vs Jacksonville State (12/01/06)
	5	Kisielius, Laimis at Holy Cross (11/25/06)
	5	Schneider, David at Kansas State (11/11/06)
FOULS.....	5	Hess, Steven at Old Dominion University (1/24/07)
	5	Mann, Nathan at Hofstra (1/20/07)
	5	Stein, Peter at Hofstra (1/20/07)
	5	Kisielius, Laimis vs George Mason (1/16/07)
	5	Stein, Peter vs VCU (1/10/07)
	5	Payton, Adam vs Towson (12/05/06)
	5	Smith, Alex at Holy Cross (11/25/06)
	5	Mann, Nathan at Kansas State (11/11/06)