

2006-07

Tribe

MEN'S BASKETBALL

MEN'S BASKETBALL CONTACT/ASSOCIATE DIRECTOR: KRIS SEARS - PHONE: 757-221-3368 - EMAIL: KASEAR@WM.EDU - FAX: 757-221-3412

WILLIAM AND MARY TRIBE (0-0, 0-0 CAA)

VS.

KANSAS STATE WILDCATS (0-0, 0-0 Big 12)

Nov. 11, 2006 • 1:00 PM CT
Bramlage Coliseum (13,344)
Manhattan, Kan.

W&M OPENS AT KANSAS STATE

The Tribe will tip-off the 2006-07 on the road at Kansas State on Saturday, Nov. 11, at 1 p.m. CT. It will mark the first meeting between the Tribe and Wildcats as both team open the season. A sold out crowd of 13,344 is expected to be in attendance for the contest.

The game will be broadcast on tape delay over the Tribe Radio Network and TribeAthletics.com. With the W&M football contest against Delaware and the Tribe's men's basketball game at Kansas State being played simultaneously, the basketball game will be broadcasted approximately a half hour after the conclusion of the football game. Bill McDonald will have the call of the Tribe-Wildcat men's basketball affair.

STORY LINES

- W&M will look for its first victory over a Big 12 team. The Tribe is 0-5 all-time against teams in the Big 12. The last time W&M played a Big 12 team was Nov. 16, 2001, when it fell at Texas Tech, 75-55.

- Junior guard Nathan Mann makes his return to the Sunflower State against the Wildcats. Mann grew up and played high school basketball in Overland Park, Kan.

-The game will mark a new Era of Kansas State basketball as former Cincinnati head coach Bob Huggins walks the sideline for the Wildcats.

PROBABLE STARTING LINEUPS

WILLIAM AND MARY TRIBE

Pos.	No.	Name	Ht.	Wt.	Cl./El.	PPG	APG	RPG	Other
G	2	David Schnieder *	6-3	175	Fr./Fr.	18.0	6.0	6.0	2.0 SPG
G	11	Nathan Mann	6-2	190	Jr./Jr.	7.8	1.6	2.3	.411 3FG%
G	24	Adam Payton	6-3	195	5th/Sr.	7.0	1.8	2.5	1.6 SPG
F	13	Laimis Kisielius	6-8	210	Jr./Jr.	7.1	1.5	3.5	.750 FT%
F	15	Peter Stein	6-9	220	So./So.	4.0	0.7	2.0	.577 FG%

* - Statistics from senior year at Brophy Prep (Phoenix, Ariz.)

KANSAS STATE WILDCATS

Pos.	No.	Name	Ht.	Wt.	Cl./El.	PPG	APG	RPG	Other
G	2	Blake Young &	6-2	180	Jr./Jr.	23.2	3.4	5.0	2.0 SPG
G	23	Jermaine Maybank^	6-3	180	5th/Sr.	1.2	0.3	1.1	
G/F	15	David Hoskins	6-5	225	Sr./Jr.	13.1	2.0	4.6	.508 FG%
F	20	Cartier Martin	6-7	220	Sr./Sr.	18.0	1.9	6.6	.427 3FG%
C	50	Luis Colon #	6-10	260	Fr./Fr.	15.5	-	9.8	4.5 BPG

- Statistics from senior year at Krop High School (Miami, Fla.)

^ - Statistics from 2005-06 season at St. John's

& - Statistics from 2005-06 season at Daytona Beach Community College

2006-07 W&M MEN'S BASKETBALL SCHEDULE

Overall: 0-0 Home: 0-0 Away: 0-0 Conference: 0-0

NOVEMBER

1	BARTON COLLEGE (exh.)	W, 85-73
11	at Kansas State	2 PM
20	WAGNER	7 PM
25	at Holy Cross	2 PM
28	at Navy	7 PM

DECEMBER

2006 W&M TIP-OFF CLASSIC (WILLIAMSBURG, VA.)

1	Cornell vs. VMI	6 PM
1	JACKSONVILLE STATE	8:30 PM
2	Jacksonville State vs. Cornell or VMI	6 PM
2	CORNELL OR VMI	8:30 PM
5	TOWSON * (TV - CSN-MA; CSN-P)	8 PM
8	NORTH FLORIDA	7 PM
22	UMBC	7 PM
28	HAMPTON	7 PM
31	RICHMOND	2 PM

JANUARY

3	at George Mason *	7 PM
6	NORTHEASTERN (TV - CN8) *	12 PM
8	at Georgia State *	6 PM
10	VIRGINIA COMMWE *	7 PM
13	at Delaware *	7 PM
16	GEORGE MASON (TV - ESPN Regional) *	7 PM
20	at Hofstra *	4 PM
24	at Old Dominion *	7 PM
27	GEORGIA STATE *	7 PM
29	at Virginia Commonwealth *	7:30 PM
31	JAMES MADISON *	7 PM

FEBRUARY

3	UNC WILMINGTON * (TV - UNCW-TV)	7 PM
7	at James Madison *	7 PM
10	at UNC Wilmington *	7 PM
14	DREXEL *	7 PM
17	ESPN BracketBusters (Away)	
21	at Drexel *	7:30 PM
24	OLD DOMINION *	2 PM

MARCH

2	CAA Tournament First Round (Richmond, Va.)
3	CAA Tournament Quarterfinals (Richmond, Va.)
4	CAA Tournament Semifinals (Richmond, Va.)
5	CAA Tournament Final (Richmond, Va.)

* Colonial Athletic Association game

CSN-MA - Comcast SportsNet Mid-Atlantic

CSN-P - Comcast SportsNet Philadelphia

MEDIA INFORMATION

WILLIAM AND MARY SPORTS INFORMATION
 Kris Sears, Assoc. Director (MBK Contact)
 Office: (757) 221-3368
 Cell: (765) 860-1205
 E-mail: kasear@wm.edu
 Fax: (757) 221-3412
 Website: www.TribeAthletics.com

CAA TELEPHONIC PRESS CONFERENCES
 Members of the media are invited to participate in the CAA's weekly telephonic press conference series. The first call will occur on Jan. 2, continuing each Tuesday morning through Feb. 27. CAA coaches will be available to answer questions beginning at 10 AM. The weekly lineup is listed below. The phone number to take part in the call is **888-677-9010**. Members of the media should contact **Rob Washburn (804-754-1616)** at the CAA office for the password to access the call.

10:00	Tom Pecora (Hofstra)
10:10	Bill Coen (Northeastern)
10:20	Anthony Grant (VCU)
10:30	Blaine Taylor (Old Dominion)
10:40	Tony Shaver (William and Mary)
10:50	Brad Brownell (UNC Wilmington)
11:00	Dean Keener (James Madison)
11:10	Jim Larranaga (George Mason)
11:20	Pat Kennedy (Towson)
11:30	Monte Ross (Delaware)
11:40	Bruiser Flint (Drexel)
11:50	Michael Perry (Georgia State)

WILLIAM AND MARY RADIO NETWORK
 Teaming up once again to call all the action of Tribe basketball over the airwaves will be **Jay Colley, Charlie Woollum and Bill McDonald**.

The flagship stations for the radio network are WYTD, 92.3 FM, and WBACH, 107.9 FM. W&M games can be heard on all of the following stations:

WYTD (92.3 FM)	Williamsburg
WBACH (107.9 FM)	Williamsburg
WCLM (1450 AM)	Richmond
WBRG (1050 AM)	Lynchburg

Tribe basketball games can also be heard live via the Internet. Go to the W&M website: **www.TribeAthletics.com** and click on the "Live Audio" link for more information.

ON THE INTERNET

For complete coverage of all 23 of William and Mary's teams on the Internet, go to **www.TribeAthletics.com**. The official site of Tribe athletics features the most recent press releases, statistics and schedule information, as well as the latest basketball game notes and season updates.

VIA CELL PHONE

Fans can have final scores for all W&M sports sent as a text message to a cell phone. "eSCORES" is a free service available from Stretch Internet, the Tribe's Internet broadcast partner. To sign up for this service, go to the W&M web site: **www.TribeAthletics.com** and click on the "eSCORES" link at the top of the page.

SCOUTING KANSAS STATE

Kansas State returns four starters and eight letterwinners from a team that went 15-13 overall and 6-10 in the Big 12 during the 2005-06 season. The Wildcats started a new era with the hiring of long-time Cincinnati head coach Bob Huggins prior to the 2006-07 season.

The Wildcats won their exhibition contest, 94-90, in triple overtime over Division II Washburn on Nov. 4. Junior forward David Hoskins led the Wildcats with a double-double on 29 points and 10 rebounds. Senior forward Cartier Martin added 19 points and nine rebounds, while senior guard Jermaine Maybank and junior guard Clent Stewart added 11 points apiece. Kansas State shot 33 percent (29-of-88) from the field and 13.3 percent (4-of-30) from 3-point range against the Ichabods. The Wildcats outshot Washburn, 32-9, at the free-throw line. Washburn held a 62-59 advantage on the boards.

Martin was a Second-Team All-Big 12 selection by the league's coaches and the AP in 2005-06. He started all 28 games for the Wildcats last season, leading the team in scoring at 18 points per game. Martin also averaged 6.6 rebounds per game, while shooting 42.7 percent from 3-point range. Hoskins was named to the Big 12 All-Newcomer team after transferring from Schoolcraft College in Livonia, Mich. He started 21 of 28 games, averaged 13.1 points and 4.6 rebounds per game as a sophomore. Senior guard Lance Harris rounds out the returning double-digit scorers for the Wildcats at 10.7 point per game in 2005-06.

RECAPPING BARTON COLLEGE EXHIBITION

The Tribe opened the 2006-07 season with an impressive exhibition victory over Division II No. 2-ranked Barton College, 85-73, at Kaplan Arena on Nov. 1. The Tribe shot a sizzling 58.2 percent from the field (32-of-55), including 10-of-19 from 3-point range, in the win.

Senior guard Adam Payton lead a quartet of W&M players in double figures with 20 points on 7-of-11 shooting, including a trio of beyond the arc. The best stat line of the night belonged to freshman point guard David Schneider. In a team-high 34 minutes, the Phoenix, Ariz., native finished with 14 points on 5-of-7 from the floor, including a team-high eight rebounds, seven assists and eight steals.

Junior Laimis Kisieliu connected on 6-of-8 from the floor for 17 points to go along with six rebounds and two block shots. Junior guard Nathan Mann turned in a solid game as well, finishing with 12 points and seven assists compared to just one turnover.

The Tribe's lead reached as many as 17 in the second half with 11:51 remaining, following a trey from Schneider. Barton would not go away though, drawing within a single possession, 68-65, with 4:03 remaining after an 8-1 run. Following a W&M timeout, the Tribe went on a 10-2 run, capped by a two-hand slam from Payton to push its lead back to double-digits.

SEASON OPENERS

W&M is 54-47 (.535) all-time in the first game of the season and has won seven of its last 10 season-opening games. The Tribe has had decisive wins in all three of its season openers under head coach Tony Shaver, defeating Liberty, 91-64, in his first game on Nov. 23, 2003, beating Hartford, 84-71, on Nov. 19, 2004 and downing Maine, 89-55 last season. The game at Kansas State will mark the first time in five seasons, the Tribe has hit the road to open the season. The last time, W&M dropped a 75-55 decision at Texas Tech on Nov. 16, 2001.

W&M's Last 10 Season Openers

11/23/96	UNC Greensboro	W 69-57
11/15/97	Stetson	W 72-51
11/14/98	at Virginia Tech	L 50-59
11/20/99	Washington College	W 92-39
11/17/00	High Point	W 87-62
11/16/01	at Texas Tech	L 55-75
11/22/02	Fordham	L 76-79
11/23/03	Liberty	W 91-64
11/19/04	Hartford	W 84-71
11/18/05	Maine	W 89-55

USHERING IN LEGENDARY COACHES

The Tribe will usher in the Bob Huggins Era at Kansas State with the season-opener on Nov. 11. Huggins, the long-time Cincinnati head coach, had 567 career victories in 24 seasons and 496 career Division I wins in 20 years. He ranks seventh among active coaches in victories and eighth in winning percentage. He led Cincinnati to 14 consecutive NCAA Tournament from 1992-2005 and won five national coaching of the year awards.

It will be the second time in the last six years W&M will be the visitor for a legendary coach making the return to the sideline. In 2001, the Tribe was the season-opener and first game at Texas Tech for Bob Knight. Knight coached for 29 years at Indiana where he won 661 games, three national championships and 11 Big Ten Championships.

TONY SHAVER - A HALL OF FAMER

In each of his previous two stops before taking over the Tribe program, head coach Tony Shaver has enjoyed great success and been inducted into the Hall of Fame at each of those schools. In 2004, Shaver was inducted into the Hampden-Sydney College Hall of Fame after coaching the Tiger program to eight ODAC Championships, 11 NCAA Tournament appearances and two Final Fours. He had 358 career victories and a .747 winning percentage at Hampden-Sydney. On Nov. 11, 2005, Shaver was inducted into the Episcopal High School (Alexandria, Va.) Hall of Fame. He coached at the school for 10 seasons (1977-86), winning 73 percent of his games and two IAC championships. After the 1986 season, he was named the Virginia State Private School Coach of the Year and his team was ranked first in Northern Virginia by the *Alexandria Gazette*.

ON THIS DATE - NOVEMBER 11

This is the first time in W&M history that the Tribe has played a game on Nov. 11 and the earliest start to a season in school history.

Five Earliest Starts to a Season in W&M History

11/14/98	at Virginia Tech	L 50-59
11/15/97	Stetson	W 72-51
11/16/01	at Texas Tech	L 55-75
11/17/00	High Point	W 87-62
11/18/05	Maine	W 89-55

IMPRESSIVE FRESHMAN OPENER

Freshman point guard David Schneider turned in a remarkable performance in his college debut against Barton College. In the Tribe's 85-73 exhibition victory, Schneider narrowly missed tallying an unprecedented quadruple-double. The Phoenix, Ariz., native finished with 14 points and team-highs in rebounds (8), assists (7) and steals (8).

Although exhibition statistics do not count toward records, Schneider's eight steals would have tied the W&M record as well as the Kaplan Arena mark. Rod Musselman set the existing mark on Jan. 10, 1976 with eight swipes against Washington College.

BIG-TIME PLAYERS MAKE BIG-TIME PLAYS

When Barton College closed the gap to three points in the closing minutes of the second half, the Tribe had to look no further than a pair of seniors to pick up the slack. Seniors Adam Payton and Corey Cofield keyed a 10-2 Tribe run pushing W&M to victory. Payton and Cofield combined for eight of the Tribe's 10 points on the run, capped by a two-hand slam from Payton. On the run, Payton had five points, including the initial trifecta to get things going. Cofield answer a Barton bucket with a three-point play in the paint. Freshman David Schneider hit an elbow jumper to extend the lead to 76-67, before picking the pocket of Bulldog point guard Anthony Atkinson and finding Payton for the fast-break stuff with 2:18 remaining.

DISHING IT OUT

In the exhibition win over Barton, the Tribe had 22 assists on 32 field goals. Freshman David Schneider and junior Nathan Mann shared team-high honors with seven assists apiece. As impressive as the assist were, Schneider and Mann only combined for three turnovers in 61 minutes. Senior forward Corey Cofield had three assists out of the post.

TALE OF THE TAPE

SERIES HISTORY	First Meeting
LAST MEETING	First Meeting

OVERALL STATS	W&M	KSU
Points Per Game	64.8	68.2
Opp. Points Per Game	69.4	63.9
Scoring Differential	-4.6	+4.4

Field Goal Percentage	.424	.444
Opp. Field Goal Percentage	.459	.398
3-Point Percentage	.318	.362
Opp. 3-Point Percentage	.346	.329

Free Throw Percentage	.692	.711
Opp. Free Throw Percentage	.680	.707

Rebounds Per Game	33.8	36.4
Off. Rebounds Per Game	12.1	12.8
Def. Rebounds Per Game	21.7	23.6
Opp. Rebounds Per Game	33.2	32.4
Opp. Off. Reb. Per Game	11.0	11.8
Opp. Def. Reb. Per Game	22.1	20.6
Rebound Differential	+0.6	+4.0

Assists Per Game	13.7	16.1
Opp. Assists Per Game	15.1	13.8

Turnovers per game	15.8	15.0
Opp. Turnovers per game	15.1	14.4

Blocks Per Game	1.7	3.4
Opp. Blocks Per Game	3.9	3.1

Steals Per Game	7.0	6.0
Opp. Steals Per Game	8.5	7.0

CONFERENCE	W&M	KSU
Points Per Game	61.3	64.4
Opp. Points Per Game	71.3	65.6
Scoring Differential	-10.0	-1.1

Field Goal Percentage	.405	.427
Opp. Field Goal Percentage	.480	.402
3-Point Percentage	.295	.364
Opp. 3-Point Percentage	.370	.342

Free Throw Percentage	.686	.699
Opp. Free Throw Percentage	.705	.723

Rebounds Per Game	31.1	35.6
Off. Rebounds Per Game	11.7	12.3
Def. Rebounds Per Game	19.4	23.3
Opp. Reb. Per Game	34.3	33.2
Opp. Off. Reb. Per Game	11.1	12
Opp. Def. Reb. Per Game	23.2	21.2
Rebound Differential	-3.2	+2.4

Assists Per Game	13.4	14.5
Opp. Assists Per Game	16.3	13.4

Turnovers per game	15.2	15.0
Opp. Turnovers per game	15.8	13.0

Block Shots Per Game	1.6	3.1
Opp. Block Shots Per Game	4.0	3.5

Steals Per Game	7.0	5.5
Opp. Steals Per Game	8.2	7.6

Statistics from 2005-06 season

TRIBE TRENDS

By MONTH...	06-07	SHAVER ERA
In November	0-0	8-6
In December	0-0	5-10
In January	0-0	4-25
In February	0-0	5-18
In March	0-0	1-3
RECORD IN...		
Decided by 5 pts or less	0-0	3-13
Decided by 10 pts or less	0-0	9-27
Decided by 11 or more pts	0-0	14-35
At night	0-0	19-42
During the day	0-0	3-17
Decided in OT	0-0	1-4
Televised	0-0	0-8
SCORING...		
Less than 60 points	0-0	-
60-69 points	0-0	-
70-79 points	0-0	-
80-89 points	0-0	-
90-99 points	0-0	-
100 or more points	0-0	-
ALLOWING...		
Less than 60 points	0-0	-
60-69 points	0-0	-
70-79 points	0-0	-
80-89 points	0-0	-
90-99 points	0-0	-
100 or more points	0-0	-
RECORD WHEN...		
Leading at the half	0-0	17-9
Trailing at the half	0-0	4-47
Tied at the half	0-0	-
Lead with 5 min. left	0-0	-
Trailing with 5 min. left	0-0	-
Tied with 5 min. left	0-0	-
Three in double digits	0-0	-
Four in double digits	0-0	-
Five in double digits	0-0	-
SHOOTING FROM THE FIELD...		
50 percent or better	0-0	10-0
between 40 and 50%	0-0	-
Less than 40%	0-0	-
Opp. shooting 50%	0-0	1-27
Opp. shoots 40-50%	0-0	-
Opp. shoots less than 40%	0-0	-
Better than opponent	0-0	21-6
Worse than opponent	0-0	1-52
Hits 8 or more 3-pt. FGs	0-0	-
More 3-pt. FG than opp.	0-0	-
Shoots 50% from 3-pt. FGs	0-0	-
SHOOTING FROM THE FREE THROW LINE...		
Makes More Than Opp.	0-0	21-25
Makes Less than Opp.	0-0	1-32
Shoots 70% or better	0-0	-
Opp. Shoots 70% or better	0-0	-
REBOUNDING...		
Outrebounding opp.	0-0	17-24
Outrebounded by opp.	0-0	4-32
Wins Offensive glass	0-0	-
Loses Offensive glass	0-0	-
Wins Defensive glass	0-0	-
Loses Defensive glass	0-0	-
TURNOVERS...		
Fewer Turnovers than opp.	0-0	10-15
More Turnovers than opp.	0-0	12-43
10 or fewer turnovers	0-0	-
more than 10 turnovers	0-0	-

EXPERIENCE ON BOARD

The Tribe return perhaps head coach Tony Shaver's most experienced group during his time at the helm. In total, nine of the Tribe's 10 returning players have started at least one game during their W&M careers. Combine that with the fact that seven of the 10 returnees averaged nearly 10 minutes a game last season, and the Tribe will have depth and experience on its side in 2006-07.

TRIBE ON TELEVISION

The Tribe men's basketball program will have four home televised games as part of the largest broadcast schedule in Colonial Athletic Association history. Coming off the best season in the 22-year history of the CAA, the league will have a total of 75 games broadcasted on television, including 28 on the various ESPN platforms. As part of new multi-platform agreement with ESPN, the CAA will have three regular season contests as well as the CAA Championship on ESPN or ESPN2, six games on ESPNU and five games syndicated on ESPN Regional. The league will have its largest Comcast syndicated package featuring 30-plus games on Comcast SportsNets, SportsNet New York, CSS and CN8. The CAA entered last season listing a then record-high package of 39 men's games on television.

The Tribe will have home games against Towson (Dec. 5), Northeastern (Jan. 6), George Mason (Jan. 16) and UNC Wilmington (Feb. 3) televised. The Dec. 5 game against Towson was moved back an hour to 8 p.m. and can be seen on Comcast SportsNet Mid-Atlantic and Comcast SportsNet Philadelphia. The Northeastern affair on Jan. 6 is now slated for a noon tip and will also be on the Comcast family of networks on CN8.

The College's home game with George Mason was originally scheduled for Jan. 17, but has been moved up to Tuesday, Jan. 16. The game will be part of the CAA's ESPN Platform agree and will be televised on ESPN Regional Television at 7 p.m. W&M will host its final television game of the season when UNC Wilmington heads to Williamsburg on Feb. 3. Tip-off is slated for 7 p.m. and the game will be televised on UNCW-TV.

CAA SUCCESS

The Colonial Athletic Association enjoyed a banner season in 2005-06. The following are a list of CAA accomplishments from the 2005-06 season:

- the only conference to have a team in the Final Four of the NCAA Tournament (George Mason), the post-season NIT (Old Dominion) and the pre-season NIT (Drexel) in 2005-06.
- finished a conference-high eighth in the Final RPI rankings behind the SEC, Big Ten, Big East, ACC, Big 12, Missouri Valley and Pac-10.
- had six teams ranked among the top-88 in the Final RPI rankings.
- the only conference in America to produce four programs with 24 or more victories.
- had the second-best non-conference post-season winning percentage at .727 (8-3) behind the SEC's .750 (18-6).
- CAA teams combined to win nearly 60 percent (76-52) of their non-conference games, an impressive number considering that 60 percent of those contests came on the road or at neutral sites.

TRIBE IN 2007 ESPN BRACKETBUSTERS

All 12 CAA teams, including the Tribe, will take part in the 2007 ESPN BracketBusters, Feb. 16-17. A total of 102 teams from 16 conferences will take part in the fifth-year event. The two-day, 51-game BracketBusters will have five games televised on the ESPN networks.

The Tribe will be on the road for the event, having already been designated as an away squad. The actual pairings will not take place until three weeks prior to the event (Monday, Jan. 29) and are based on regular-season performance. As part of the agreement, all home squads will play a "return" game at their opponent's facility next season.

Eight CAA teams participated in BracketBusters last year and the league posted a sparkling 6-2 record. The conference gained national attention by winning all three of

its nationally-televised contests as VCU edged Albany, 70-67, Old Dominion rolled past Marist, 84-71 and George Mason shocked Wichita State, 70-67, in one of the premier match-ups in the event. The CAA is a perfect 4-0 in televised BracketBusters games with Drexel having posted a 74-70 win at Ball State in 2005.

GETTING OFF ON THE RIGHT FOOT

The Tribe will look to repeat its season-opening performance from a season ago. In 2005-06, W&M opened the season with its first 4-1 start since the 1992-93 campaign. It also marked the first time in school history that W&M opened a year with four wins in its first five games against Division I opponents. After splitting the first two games at the W&M Tip-Off Classic, the Tribe won three straight over NCAA Tournament participant Hampton, Campbell and Longwood.

COFIELD NOTCHES CAREER MILESTONES

Senior forward Corey Cofield set a pair of career milestones during the 2005-06 season, scoring his 1,000th career point on Feb. 23, 2006 at Drexel just eight days after pulling down his 500th career rebound against Delaware (Feb. 15, 2006). He is the 28th 1,000-point scorer in W&M history and just the 14th to do it in less than three full seasons. Cofield is just the 14th W&M player to have 1,000 points and 500 rebounds in his career. He is the Tribe's top returning scorer and rebounder at 10.3 points and 4.7 rebounds per game. He has finished in the top two on the team in both categories during each of his three years at William and Mary. Cofield sits in 25th place on the William and Mary career points list with 1,039 tallies.

MANN ON THE MARK

Junior guard Nathan Mann has connected on 35.9 percent (88-of-245) from 3-point range during his William and Mary career, a percentage that ranks eighth on the school's career list. The 88 made 3-point field goals is tied for 11th on the career list. During the 2005-06 season, Mann knocked down 3-pointers at a 41.1 percent (51-of-124) clip. The percentage ranked third in the Colonial Athletic Association (CAA) and sixth on the W&M single-season list. Mann also tied for 11th in the CAA, knocking down 1.81 3-point field goals per game.

PAYTON STEALING THE SHOW

Senior guard Adam Payton made an immediate impact at William and Mary following his transfer from Vanderbilt in 2005-06. Payton started 26 of 28 contests at the guard position in 2005-06 and ranked among the Colonial Athletic Association (CAA) leaders in steals. The Burlington, N.J., native finished the year tied for eighth in the conference at 1.61 swipes per contest. His 45 steals during the campaign tied for fourth on the College's single-season list. Payton will be the lone transfer on the roster in 2006-07, after he averaged 7.0 points per game during his first season with the Tribe.

TEAM OF THIEVES

In 2005-06, the Tribe proved to be one of the most successful teams in school history when it came to steals. Led by guard Adam Payton, the Tribe posted 196 steals on the year, a total that ranks eighth in school history. It was the most steals for a Tribe team since the 1997-98 team had 215. The average of seven per contest ranked 10th in the program's annals. Four W&M players had over 20 swipes on the season, while a pair, including Payton, had over 40.

HITTING THE BOARDS

For the fifth straight season, including all three under head coach Tony Shaver, the Tribe outrebounded its opponents in 2005-06. The College held an advantage of 947 (33.8 average) to 929 (33.2 average). The rebounding defensive stat is the best for the College in nearly 20 years. The last time W&M held its opponents to a lower average and fewer total rebounds was during the 1986-87 season. The Tribe held its opponents to 869 total and a 32.2 average during that season.

SCORING BREAKDOWN

CLASS	PTS	PCT.
Freshmen		
Sophomore		
Junior		
Senior		

SCORING	PTS	PCT.
Starters		
Bench		

POINTS IN THE PAINT	PTS	APG
W&M		
Opponents		

POINTS OFF TURNOVERS	PTS	APG
W&M		
Opponents		

BENCH SCORING	PTS	APG
W&M		
Opponents		

FT% LAST 5 MINUTES	PTS	APG
W&M		
Opponents		

FG% LAST 5 MINUTES	PTS	APG
W&M		
Opponents		

3FG% LAST 5 MINUTES	PTS	APG
W&M		
Opponents		

FT% LAST 5 MINUTES	PTS	APG
W&M		
Opponents		

W-L RECORDS OF STARTING LINEUPS
0-0 -

LEADING SCORERS
W&M -

LEADING REBOUNDERS
W&M -

LEADING ASSISTS
W&M

TOTAL DUNKS
0 -

CHARGES TAKEN
0 -

GENERAL INFORMATION

NAME	The College of William & Mary
LOCATION	Williamsburg, Va.
FOUNDED	1693 (2nd oldest college in U.S.)
UNDERGRADUATE ENROLLMENT	5,700
NICKNAME	Tribe
COLORS	Green, Gold and Silver
ARENA (CAPACITY)	Kaplan Arena at William and Mary Hall (8,600)
AFFILIATION	NCAA Division I
CONFERENCE	Colonial Athletic Association
PRESIDENT	Gene R. Nichol
ALMA MATER	Oklahoma State, 1973
CHANCELLOR	Sandra Day O'Connor
ALMA MATER	Stanford, 1950
DIRECTOR OF ATHLETICS	Terry Driscoll
ALMA MATER	Boston College, 1969
SR. ASSOC. AD/SWA	Barbara Blosser
ALMA MATER	Ohio State, 1975
ATHLETICS DEPT. PHONE	(757) 221-3400
TICKET OFFICE PHONE	(757) 221-3340

MEN'S BASKETBALL INFORMATION

HEAD COACH	Tony Shaver
ALMA MATER	North Carolina, 1976
RECORD AT W&M	23-62 (Three seasons)
CAREER RECORD	381-183 (20 seasons)
ASSISTANT COACHES	
	Dee Vick (Hampden-Sydney, 1994)
	Antwon Jackson (Pikeville College, 1993)
	Ben Wilkins (North Carolina State, 2001)
2005-06 RECORD	8-20
CONFERENCE RECORD/FINISH	3-15/T10th
CAA TOURNAMENT RECORD	0-1 (.000)
STARTERS RETURNING/LOST	3/2
LETTERWINNERS RETURNING/LOST	10/5
FIRST YEAR OF BASKETBALL	1905-06
ALL-TIME RECORD	1032-1190 (.464)
NCAA TOURNAMENT APPEARANCES	None
NIT APPEARANCES	1 (1983)
LAST POSTSEASON OPPONENT	Virginia Tech (3/17/83), L 79-85

CAREER GAMES PLAYED/STARTED

	Games	Starts
Corey Cofield	85	63
Adam Payton †	80	26
Adam Trumbower	64	3
Nathan Mann	57	25
Laimis Kisielius	56	45
Alex Smith	27	3
Kyle Carrabine	23	0
Peter Stein	25	3
Chris Stratton	23	1
Chris Darnell	21	1
Marcus Barnett	0	0
Steven Hess	0	0
Matt McFadden	0	0
David Schneider	0	0
Danny Sumner	0	0

† includes 52 games and zero starts at Vanderbilt

KISIELIUS, LITHUANIA CLAIM SILVER AT GLOBAL GAMES

Forward Laimis Kisielius helped lead the Lithuania to the silver medal at the Global Games in Dallas, Texas, June 19-24. Kisielius started every game for the Lithuania side that won its group with a perfect 3-0 mark before falling in the Championship Game against Russia on June 24. Kisielius turned in his top performance in an 80-77 victory over Argentina on June 22 with 17 points, including four, 3-point field goals in the win. He also added six rebounds and three assists while playing a team-high 38 minutes.

The Global Games is the pre-eminent international basketball event played in the United States. The Global Games exist to highlight the rising stars in the world of international basketball and to promote the growth of international basketball in the United States. This goal is validated and reinforced every year by the large number of NBA scouts, basketball fans, and coaches attending the Global Games. A total of 11 players from the 2005 event were drafted into the NBA in 2005. Some of the event alums currently playing in the NBA include Yao Ming, Carlos Boozer, Darko Millicic and Chris Bosh.

In his first two seasons with William and Mary, Kisielius averaged 7.9 points and 3.3 rebounds per game. He has played in 56 games during his career and started 45 of those contests. He scored in double figures during 21 combined games during his freshman and sophomore seasons at the College. As a freshman in 2005, Kisielius earned Colonial Athletic Association (CAA) All-Rookie Team honors as he averaged 8.7 points and 3.1 rebounds per game.

SCORING FOR SHAVER

Under head coach Tony Shaver's fast-paced style of play, the Tribe has scored 80 or more points in 19 of his 84 games including six times in 2005-06.

80-Point Games Under Shaver

11/23/03	Liberty ¹	W 91-64
11/24/03	at Radford	L 86-89
11/28/03	vs. St. Francis (NY) ²	W 80-60
12/30/03	Campbell	W 82-67
1/21/04	• at Delaware	L 82-93 (ot)
1/26/04	• Old Dominion	W 86-77
1/28/04	• at James Madison	W 99-86
11/19/04	Hartford ³	W 84-71
11/20/04	Radford ³	W 81-76
12/1/04	Longwood	W 90-60
1/26/05	• Towson	W 83-65
2/12/05	• George Mason	L 99-104 (2ot)
2/16/05	• James Madison	W 80-54
11/18/05	Maine ³	W 89-55
11/26/05	Campbell	W 93-79
11/28/05	at Longwood	W 88-75
12/21/05	UNC Greensboro	W 83-73
1/28/06	• James Madison	W 86-68
2/4/06	• Georgia State	W 90-73

• CAA game; 1-Tony Shaver's first game at W&M; 2-Red Auerbach Colonial Classic (at George Washington); 3-W&M Tip-Off Classic

TRIBE ADDS PAIR OF SIGNEES FOR 2007-08

The William and Mary men's basketball program and head coach Tony Shaver announced the signing of two players, 6-9, 240-pound power forward Marcus Kitts (Holly Springs, N.C.) and 6-4, 190-pound guard Valeriu 'Vali' Lazarescu (Brossard, Quebec, Canada), to National Letters of Intent on Nov. 9. The duo will begin competition for the Tribe during the 2007-08 season.

"It is a great day for the College of William and Mary basketball program," Shaver said. "We are adding two quality young men in Marcus Kitts and Valeriu Lazarescu to our basketball family. Our main objective with our fourth recruiting class was to be highly selective and sign difference makers. We are confident we accomplished both those goals by signing Marcus and Vali. Both players are home runs for our program. They come from great family backgrounds and have what it takes to be impact players for our ball club."

MARCUS KITTS - F - 6-9 - 240 - HOLLY SPRINGS, N.C. (MIDDLE CREEK)

Kitts averaged 19 points and 12 rebounds as a junior. He scored 419 points in 2005-06, including a season-high 36 against Lee County on Jan. 3. Each of the last two seasons, Kitts earned All-Tri-Seven Conference honors. As a sophomore in 2004-05, he averaged 13.5 points, 7.0 rebounds and 2.2 blocks per game.

"Marcus was the easiest evaluation I have made in my 30 years of coaching," Shaver said. "The first time I saw Marcus, he scored more than 30 points and grabbed over 20 rebounds in a 4A basketball game in the Raleigh, N.C., area. I knew he was our guy, and we just had to find a way to sign him. Marcus is a very talented athlete who has yet to realize his potential. He has exceptional hands and a rare knack for rebounding the ball above the rim. The bigger the game and the better the competition, the better Marcus plays. He is fearless, and he welcomes challenges from opposing teams and players."

The power forward was a 2006 McDonald's All-American Nominee. He earned MVP honors at the 2006 North Carolina State Games Tournament. After receiving interest from UNC Wilmington, Iowa, West Virginia, Davidson and Tennessee, Kitts chose to play collegiate basketball for the Tribe. He spent the summer of 2006 adding muscle to his game, bulking up nearly 20 pounds. Kitts is known as an all-out player who will bang in the paint. He gets off the floor quickly and rebounds on the interior with a purpose.

VALERIU LAZARESCU - G - 6-4 - 190 - BROSSARD, QUEBEC (CHAMPLAIN ST. LAMBERT)

Lazarescu is an athletic player and a flat-out scorer. He plays for head coach John Dangelas, regarded as one of the top coaches in Canada, at the College of Champlain St. Lambert in Montreal, Quebec, which is known for producing Division I talent. Lazarescu chose the Tribe over American, Princeton, Evansville, Toledo and Boston University.

"I am so thankful Coach John Dangelas allowed us to get involved with Vali at such a late date in the recruiting process," Shaver said. "Vali is a big guard with tremendous athleticism. He is the winner of multiple Canadian dunk contests. He can finish in transition above the rim, shoot from the perimeter and rebound from the guard position."

This season, Lazarescu led Champlain to the Hagen title with a perfect 5-0 mark. He earned tournament MVP honors and led Cavaliers to a 97-39 win over Algonquin in title game with a team-high 22 points. He has enjoyed an exceptional final season at Champlain, also averaging 20 points per game at the Prep Canada Challenge against top teams from Toronto and Ottawa. At the 2005-06 Canadian Colleges Athletic Association (CCAA) Nationals, Lazarescu helped his Champlain team to a bronze medal.

W&M INDIVIDUAL SUPERLATIVES

	06-07	CAREER
DOUBLE-DIGIT SCORING GAMES		
Corey Cofield	0	53
Laimis Kisielius	0	21
Nathan Mann	0	18
Adam Payton	0	5
Peter Stein	0	3
Alex Smith	0	1
Marcus Barnett	0	0
Kyle Carrabine	0	0
Chris Darnell	0	0
Steven Hess	0	0
Matt McFadden	0	0
David Schneider	0	0
Chris Stratton	0	0
Danny Sumner	0	0
Adam Trumbower	0	0
20-POINT GAMES		
Corey Cofield	0	12
Nathan Mann	0	2
Laimis Kisielius	0	1
Adam Payton	0	1
10-REBOUND GAMES		
Corey Cofield	0	13
5-ASSIST GAMES		
Nathan Mann	0	5
Laimis Kisielius	0	2
Adam Payton	0	1
Adam Trumbower	0	1
DOUBLE-DOUBLES		
Corey Cofield	0	12

CAREER DOUBLE-DOUBLES

COREY COFIELD (12)
21 pts, 11 reb. at Delaware (1/21/04)
15 pts, 10 reb. vs. Old Dominion (1/26/04)
25 pts, 10 reb. vs. JMU (2/4/04)
18 pts, 13 reb. at Drexel (2/7/04)
13 pts, 13 reb. vs. Hofstra (2/14/04)
18 pts, 11 reb. vs. Towson (2/18/04)
24 pts, 10 reb. vs. Radford (11/20/04)
22 pts, 12 reb. vs. VCU (1/22/05)
21 pts, 11 reb. at UNC Wilmington (2/9/05)
11 pts, 13 reb. at Towson (2/26/05)
15 pts, 11 reb. vs. JMU (CAA) (3/4/05)
19 pts, 11 reb. at Northeastern (2/2/06)

NATIONAL POLLS

ESPN/USA TODAY COACHES POLL

1. Florida (30)	0-0	772	1
2. North Carolina	0-0	728	14
3. Kansas	0-0	714	22
4. Ohio State (1)	0-0	595	13
T5. Pittsburgh	0-0	583	18
T5. UCLA	0-0	583	2
7. LSU	0-0	556	3
8. Georgetown	0-0	538	16
9. Wisconsin	0-0	530	NR
10. Arizona	0-0	478	NR
11. Duke	0-0	477	7
12. Alabama	0-0	420	NR
13. Texas A&M	0-0	335	NR
14. Memphis	0-0	328	6
15. Boston College	0-0	284	11
16. Washington	0-0	240	12
17. Marquette	0-0	203	NR
18. Connecticut	0-0	200	4
19. Texas	0-0	172	9
20. Syracuse	0-0	138	NR
21. Georgia Tech	0-0	137	NR
22. Kentucky	0-0	119	NR
23. Creighton	0-0	113	NR
24. Tennessee	0-0	106	20
25. Nevada	0-0	101	NR

RECEIVING VOTES: Gonzaga 88, Wichita State 78, Louisville 77, Southern Illinois 70, Illinois 52, Xavier 44, Villanova 39, Air Force 26, San Diego State 24, Hofstra 20, Oklahoma State 19, Michigan 17, Michigan State 15, Maryland 12, DePaul 11, Florida State 9, George Mason 6, Indiana 5, Houston 3, Brigham Young 2, George Washington 2, Winthrop 2, Utah 1, Bucknell 1, New Mexico State 1, Saint Louis 1.

ASSOCIATED PRESS POLL

1. Florida (63)	0-0	1,788	11
2. North Carolina (9)	0-0	1,704	10
3. Kansas	0-0	1,636	12
4. Pittsburgh	0-0	1,407	16
5. LSU	0-0	1,399	19
6. UCLA	0-0	1,394	7
7. Ohio State	0-0	1,391	6
8. Georgetown	0-0	1,271	23
9. Wisconsin	0-0	1,197	NR
10. Arizona	0-0	1,157	NR
11. Alabama	0-0	1,106	NR
12. Duke	0-0	1,051	1
13. Texas A&M	0-0	868	NR
14. Memphis	0-0	811	4
15. Boston College	0-0	772	7
16. Marquette	0-0	554	NR
17. Washington	0-0	487	17
18. Connecticut	0-0	399	2
19. Creighton	0-0	384	NR
20. Syracuse	0-0	367	21
21. Texas	0-0	366	9
22. Kentucky	0-0	332	NR
23. Georgia Tech	0-0	262	NR
24. Nevada	0-0	212	20
25. Tennessee	0-0	203	18

RECEIVING VOTES: Wichita State 181, Southern Illinois 131, Gonzaga 129, Xavier 99, Florida State 65, Louisville 62, Villanova 37, Illinois 31, Hofstra 24, Arkansas 20, San Diego State 19, DePaul 16, Indiana 16, Oklahoma State 13, Virginia Tech 8, Michigan 6, Bucknell 6, Houston 5, USC 5, Kansas State 4, Missouri State 1, Oregon 1, George Mason 1, Akron 1, Brigham Young 1.

W&M PLAYERS IN THE PROS

Five former W&M players are currently playing professionally overseas, including three who graduated within the last three years. All five are playing in their country's top division of professional basketball.

TODD CAUTHORN

Sheffield Sharks (England - BBL)

Ranks among the league leaders in block shots (seventh at 0.86 per game), free throw shooting (fifth at 79.1 percent) and field goal percentage (53.4 percent) ... Averaging 10.1 points and 4.4 rebounds per game for the Sheffield Sharks ... Notched the second most points on the team over the last two contests with 16 against the Worcester Wolves and Nov. 3 and 15 against the Chester Jets on Nov. 5 ... In 2002-03, led the Chester Jets to the BBL Championship and was named the team's MVP ... Previously played for the Sharks from 1994-2000 and for the 2001-02 season ... Played for Abc Graz in Austria in 1993-94 and in Belgium with Bree in 2000-01 ... In total, has played 11 years in Europe.

ZEB COPE

Entente Orleans 45 (France - LNB)

Averaging 9.1 points and 5.7 rebounds for Orleans ... Had a double-double with 17 points and 10 rebounds on Oct. 14 against Hyeres Toulon Var ... Scored a team-high 18 points with six rebounds against Lyon Villeurbanne on Oct. 3 ... Helped Boncourt from the top division in Switzerland advanced to the finals of the LNA Championship in 2005-06, after the team claimed the Swiss regular season crown with an 18-4 record ... Ranked fifth in the LNA with 9.8 rebounds per game last season.

ADAM HESS

Artland Dragons of Quackenbrueck (Germany - BBL)

Scored a game-high 33 points, hitting on 11-of-18 from the floor and 5-of-8 from 3-point range against BG Karlsruhe in an 80-79 road victory ... Leads the German Bundesliga in scoring at 22.3 points per game ... Averaging a team-high 7.3 rebounds per game ... Played for the Phoenix Suns during the Toshiba Las Vegas Summer League, and averaged 18.2 minute, 8.8 points, 2.6 rebounds and one assist, while shooting 64 percent from the field ... Played two seasons with BK Nymburk in the NBL, the top division in the Czech Republic, helping the team to back-to-back league championships ... Named to the Czech league's All-Imports list as well as second-team all-league after ranking fourth in the NBL in the value index ratings in 2005-06.

JIM MORAN

Gran Canaria (Spain - ACB)

Averaging seven points per game shooting 47 percent from 3-point range for Gran Canaria ... Scored a game-high 25 points against KK Hemofarm in Uleb Cup game on Nov. 7 ... Helped Gran Canaria reach the ACB (top division) playoffs and finish the year fifth in the regular season with a 20-14 record in 2005-06 ... In his seventh season with the team, after starting 29 of the team's 34 regular season games in 2005-06, averaging 7.2 points and shooting 47 percent from 3-point range.

SHERMAN RIVERS

BK Sadska (Czech Republic - NBL)

Scored in double figures in six of eight games in 2006-07 with BK Sadska ... Averaging 13.1 points, 4.5 rebounds and 2.1 assists, all of which rank second on the team ... Had a season-high 20 points against BK Kondori Liberec on Oct. 18 ... Averaged 13.8 points and 2.8 rebounds per game in his first season (2005-06) with BK Sadska.

Updated as of Nov. 7.

LEAD-DEFICIT COMPARISON

OPPONENT	LARGEST LEAD	LARGEST DEFICIT	RESULT
at Kansas State			
Wagner			
at Holy Cross			
at Navy			
Jacksonville State			
Cornell or VMI			
Towson			
North Florida			
UMBC			
Hampton			
Richmond			
at George Mason			
Northeastern			
at Georgia State			
VCU			
at Delaware			
George Mason			
at Hofstra			
at Old Dominion			
Georgia State			
at VCU			
James Madison			
UNC Wilmington			
at James Madison			
at UNC Wilmington			
Drexel			
ESPN BracketBusters			
at Drexel			
Old Dominion			

STARTERS-BENCH COMPARISON

OPPONENT	TOTAL	POINTS	BENCH
	POINTS-REBOUNDS	STARTERS-BENCH	STARTERS-BENCH
at Kansas State			
Wagner			
at Holy Cross			
at Navy			
Jacksonville State			
Cornell or VMI			
Towson			
North Florida			
UMBC			
Hampton			
Richmond			
at George Mason			
Northeastern			
at Georgia State			
VCU			
at Delaware			
George Mason			
at Hofstra			
at Old Dominion			
Georgia State			
at VCU			
James Madison			
UNC Wilmington			
at James Madison			
at UNC Wilmington			
Drexel			
ESPN BracketBusters			
at Drexel			
Old Dominion			

CAA

	CAA		Overall	
	W-L	Pct.	W-L	Pct.
Delaware	0-0	.000	0-0	.000
Drexel	0-0	.000	0-0	.000
George Mason	0-0	.000	0-0	.000
Georgia State	0-0	.000	0-0	.000
Hofstra	0-0	.000	0-0	.000
James Madison	0-0	.000	0-0	.000
Northeastern	0-0	.000	0-0	.000
UNC Wilmington	0-0	.000	0-0	.000
Old Dominion	0-0	.000	0-0	.000
Towson	0-0	.000	0-0	.000
VCU	0-0	.000	0-0	.000
William and Mary	0-0	.000	0-0	.000

CAA SCHEDULE/RESULTS

Nov. 10

Monmouth at ODU¹ 6:30/9 pm

Nov. 11

JMU at Wake Forest 2 pm

Charleston at Georgia State 2 pm

George Mason at Cleveland St. 3 pm

Hofstra at Charlotte 4 pm

Arkansas State at ODU¹ 4/6:30 pm

W&M at Kansas State 2 pm

Nov. 12

Clemson at ODU 2/4:30 pm

Nov. 13

Hartford at Towson 7 pm

VCU at Longwood 7 pm

UNCW vs. Belmont² TBA

Nov. 14

Marist at Delaware 7 pm

JMU at Mount St. Mary's 7 pm

UNCW vs. Tennessee/Fordham² TBA

Nov. 15

Northeastern at Syracuse 7 pm

Florida Gulf Coast at Drexel 7:30 pm

Nov. 16

Samford at Towson 7 pm

Georgia State at Georgia Tech 8 pm

Nov. 17

VCU vs. Xavier³ 6 pm

Delaware at Albany 7 pm

Florida Atlantic at ODU 7 pm

Northeastern at Pittsburgh³ TBA

Nov. 18

Drexel at Vermont 2 pm

Hofstra at Manhattan 2 pm

Wichita St. at George Mason 4 pm

Northeastern vs. Oakland⁴ TBA

VCU at Paradise Jam TBA

Nov. 19


Winston-Salem St. at Georgia St. 2 pm

ODU at Georgetown 6 pm


Towson at Kansas⁵ 7 pm

Northeastern vs. Massachusetts⁴ TBA

1 - Cox Classic • 2 - Preseason NIT • 3 - Paradise Jam • 4 - Colonial Classic • 5 - Las Vegas Classic




STEVEN HESS
FR. • 6-10 • 230
CHARLOTTE, N.C.




DAVID SCHNEIDER
FR. • 6-3 • 175
PHOENIX, ARIZ.




ADAM TRUMBOWER
SR. • 6-3 • 190
ROANOKE, VA.




ALEX SMITH
SO. • 6-5 • 250
GREENVILLE, S.C.




NATHAN MANN
JR. • 6-2 • 190
OVERLAND PARK, KAN.




MARCUS BARNETT
JR. • 6-2 • 195
HAMPTON, VA.




LAIMISKISIELIUS
JR. • 6-8 • 210
VILNIUS, LITHUANIA




PETER STEIN
SO. • 6-9 • 220
BELLAIRE, TEXAS




KYLE CARRABINE
JR. • 6-7 • 205
NAPERVILLE, ILL.




DANNY SUMNER
FR. • 6-7 • 190
FAIRFAX, VA.




CHRIS DARNELL
SO. • 6-8 • 210
FREDERICKSBURG, VA.




ADAM PAYTON
SR. • 6-3 • 195
BURLINGTON, N.J.




CHRIS STRATTON
JR. • 6-6 • 205
BURKE, VA.



MATT MCFADDEN
FR. • 6-2 • 175
MEDFORD, N.J.



COREY COFIELD
SR. • 6-5 • 245
NEWTON, MASS.



TONY SHAVER
FOURTH SEASON AT W&M
31ST SEASON OVERALL

NUMERICAL ROSTER

No.	Name	Pos.	El./Cl.	Ht.	Wt.	Hometown/High School
00	Steven Hess	F/C	Fr./Fr.	6-10	225	Charlotte, N.C./Gaston Day School
2	David Schneider	G	Fr./Fr.	6-3	175	Phoenix, Ariz./Brophy Prep
3	Adam Trumbower	G	Sr./Sr.	6-3	190	Roanoke, Va./Cave Spring
4	Alex Smith	F	So./So.	6-5	250	Greenville, S.C./Oak Hill Academy (Va.)
11	Nathan Mann	G	Jr./Jr.	6-2	190	Overland Park, Kan./St. Thomas Aquinas
12	Marcus Barnett	G	Jr./Jr.	6-2	195	Hampton, Va./Phoebus
13	Laimis Kisielius	F	Jr./Jr.	6-8	210	Vilnius, Lithuania/Miller School (Va.)
15	Peter Stein	F	So./So.	6-9	225	Houston, Texas/Westbury Christian
20	Kyle Carrabine	G	Jr./Jr.	6-7	205	Naperville, Ill./Neuqua Valley
22	Danny Sumner	F	Fr./Fr.	6-7	190	Fairfax, Va./Paul VI
23	Chris Darnell	F	So./So.	6-8	210	Fredericksburg, Va./North Stafford
24	Adam Payton	G	5th/Sr.	6-3	195	Burlington, N.J./The Lawrenceville School
25	Chris Stratton	F	Jr./Jr.	6-6	205	Burke, Va./Lake Braddock
31	Matt McFadden	G	Fr./Fr.	6-2	175	Medford, N.J./Shawnee
45	Corey Cofield	F	Sr./Sr.	6-5	245	Newton, Mass./Roxbury Latin

ALPHABETICAL ROSTER

No.	Name	Pos.	El./Cl.	Ht.	Wt.	Hometown/High School
12	Marcus Barnett	G	Jr./Jr.	6-2	195	Hampton, Va./Phoebus
20	Kyle Carrabine	G	Jr./Jr.	6-7	205	Naperville, Ill./Neuqua Valley
45	Corey Cofield	F	Sr./Sr.	6-5	245	Newton, Mass./Roxbury Latin
23	Chris Darnell	F	So./So.	6-8	210	Fredericksburg, Va./North Stafford
00	Steven Hess	F/C	Fr./Fr.	6-10	225	Charlotte, N.C./Gaston Day School
13	Laimis Kisielius	F	Jr./Jr.	6-8	210	Vilnius, Lithuania/Miller School (Va.)
11	Nathan Mann	G	Jr./Jr.	6-2	190	Overland Park, Kan./St. Thomas Aquinas
31	Matt McFadden	G	Fr./Fr.	6-2	175	Medford, N.J./Shawnee
24	Adam Payton	G	5th/Sr.	6-3	195	Burlington, N.J./The Lawrenceville School
2	David Schneider	G	Fr./Fr.	6-3	175	Phoenix, Ariz./Brophy Prep
4	Alex Smith	F	So./So.	6-5	250	Greenville, S.C./Oak Hill Academy (Va.)
15	Peter Stein	F	So./So.	6-9	225	Houston, Texas/Westbury Christian
25	Chris Stratton	F	Jr./Jr.	6-6	205	Burke, Va./Lake Braddock
22	Danny Sumner	F	Fr./Fr.	6-7	190	Fairfax, Va./Paul VI
3	Adam Trumbower	G	Sr./Sr.	6-3	190	Roanoke, Va./Cave Spring

Head Coach

Tony Shaver (North Carolina, 1976), Fourth season

Assistant Coaches

Dee Vick (Hampden-Sydney, 1994), Fourth season

Antwon Jackson (Pikeville College, 1993), Second season

Ben Wilkins (N.C. State, 2001) First season

PRONUNCIATION GUIDE

Kyle Carrabine	CARE - uh - byne
Corey Cofield	CO - field
Laimis Kisielius	LIE-muss kiss-ILL-ee-us
Peter Stein	STYNE
Adam Trumbower	TRUM - bow - er

ROSTER BREAKDOWN

BY POSITION

Guard: Adam Payton, Kyle Carrabine, Nathan Mann, Adam Trumbower, Marcus Barnett, Matt McFadden, David Schneider
Forward: Corey Cofield, Laimis Kisielius, Chris Darnell, Alex Smith, Peter Stein, Christ Startton, Steven Hess, Danny Sumner
Center: Steven Hess

BY HEIGHT

6-10: Steven Hess
6-9: Peter Stein
6-8: Chris Darnell, Laimis Kisielius
6-7: Kyle Carrabine, Danny Sumner
6-6: Christ Stratton
6-5: Corey Cofield, Alex Smith
6-3: Adam Payton, Adam Trumbower, David Schneider
6-2: Nathan Mann, Marcus Barnett, Matt McFadden

BY CLASS

Seniors (3): Corey Cofield, Adam Payton, Adam Trumbower
Juniors (5): Marcus Barnett, Kyle Carrabine, Laimis Kisielius, Nathan Mann, Chris Stratton
Sophomores (3): Chris Darnell, Alex Smith, Peter Stein
Freshmen (4): Steven Hess, Matt McFadden, David Schneider, Danny Sumner

BY STATE

Arizona (1): David Schneider
Illinois (1): Kyle Carrabine
Kansas (1): Nathan Mann
Massachusetts (1): Corey Cofield
New Jersey (2): Matt McFadden, Adam Payton
North Carolina (1): Steven Hess
South Carolina (1): Alex Smith
Texas (1): Peter Stein
Virginia (5): Marcus Barnett, Chris Darnell, Chris Startton, Danny Sumner, Adam Trumbower

BY COUNTRY

Lithuania (1): Laimis Kisielius

TONY SHAVER

Head Coach • Fourth Season at W&M

William and Mary head coach Tony Shaver is in his fourth season at the helm of the Tribe men's basketball program and his 31st overall in coaching. Shaver has coached at the collegiate level for the last 19 years and was officially hired as the 31st head men's basketball coach in the history of the College on May 2, 2003.

The Green and Gold continue to make strides under the direction of Shaver. W&M started the 2005-06 season 4-1, marking the best start for a Tribe since opening the 1992-93 campaign with a 6-1 record. During that season, however, two of the team's first four wins were against non-Division I teams Virginia Wesleyan and Shenandoah, which means the 4-1 start for the 2005-06 squad was the first time in school history that the Tribe has opened a year with at least four wins in its first five games against current Division I opponents. Included in those four victories was a 70-60 win at Hampton, who went on to make the NCAA Tournament.

Prior to the start of the 2005-06 season, Shaver was inducted into the Episcopal High School Hall of Fame in a ceremony at the school on Nov. 11. He led EHS for 10 seasons from 1977-86. With his inception into the Episcopal Hall of Fame, Shaver has been inducted into the Hall of Fame at both of his head coaching stops prior to taking over the reigns at William and Mary. He was inducted into the Hampden-Sydney Hall of Fame in 2004.

In his second season at the helm, W&M immediately started the season on a high note, defeating Radford and Hartford to win the inaugural W&M Tip-Off Classic, the first regular season tournament title for the College since 1981. The Tribe defeated James Madison in the first round of the Colonial Athletic Association Tournament for W&M's first postseason win since 1997, and just the third in the last 20 years.

Shaver began his Tribe career with a 91-64 pounding of Liberty on Nov. 23, 2003. He also won his first ever Colonial Athletic Association contest, as the Tribe knocked off two-time defending league champion UNC Wilmington, 67-66, in overtime on Dec. 4, 2003. In the Tribe's first contest against a nationally ranked opponent under Shaver's direction, W&M performed well, leading No. 15 Pittsburgh by 10 points midway through the first half, before the Panthers, who attempted 28 more free throws than the Tribe, won 70-55.

There have been individual successes as well for the Green and Gold under Shaver's reign. 2004 graduate Adam Hess, currently playing professionally in Germany, became the first player in school history to lead the CAA in scoring. An outstanding student and athlete, Hess was named the CAA Male Scholar-Athlete of the Year (for all sports) and was a First-Team Academic All-American and all-conference selection as a senior. Current senior Corey Cofield was voted the 2004 CAA Rookie of the Year, leading all freshmen in the league in points, rebounds and field goal percentage. Cofield earned his second straight selection to the All-CAA third team in 2005, while current junior Iaimis Kisielius earned a spot on the CAA All-Rookie team in 2005.

Shaver came to W&M after coaching 17 seasons at Hampden-Sydney, compiling a record of 358-121 (.747). He turned the Tigers into a Division III national powerhouse, leading the men's basketball team to eight Old Dominion Athletic Conference titles, 12 20-win seasons and 11 NCAA Division III Tournament appearances. The winningest basketball coach in the program's history, he was named the ODAC and South Region Coach of the Year in 1995, 1999 and 2000, and was picked as the Virginia Sports Information Directors Division II-III Coach of the Year in



1997, 1999 and 2000.

In 2003, Shaver took the Tigers to the NCAA Division III Final Four, as his team finished with a record of 28-4, tied for the second-most wins in the program's history. In 1999, Shaver led H-SC to the national championship game, where the Tigers lost by one point in double-overtime to Wisconsin-Platteville. The team finished 29-3, setting a school record for most wins in a season.

Shaver also has a firm commitment to his players' success in the classroom. In 1999, one of his charges, Jack Jirak, was named the ODAC Scholar-Athlete of the Year and was also awarded the Gammon Cup as the top-student-athlete at the college. Two of Shaver's players, David Hobbs (1999) and Russell Turner (1992) earned Academic All-America honors. A number of his players have been named to the Academic All-ODAC squad, including six student-athletes in 1998.

Prior to taking over at Hampden-Sydney for the 1986-87 campaign, Shaver spent 10 years as the head boys' basketball coach at Episcopal High School in Alexandria, Virginia. He was named the Virginia State Private School Coach of the Year in 1986, and was twice picked as the Alexandria Coach of the Year, while winning 73 percent of his games.

A 1976 graduate of North Carolina, Shaver was a guard on the Tar Heel men's basketball team from 1972-75 under head coach Dean Smith. Originally a walk-on, he earned a scholarship his rookie season, when he was awarded the prestigious Butch Bennett Award, presented to the freshman who exemplifies determination, sportsmanship and sacrifice for the team. Shaver was voted the honoree by his teammates. During his four years in Chapel Hill, UNC went 95-26, including a pair of trips to the NCAA Tournament in 1975 and 1976. During the 1975 season, the Tarheels won the ACC Tournament and advanced to the Sweet 16. During the 1973 and 1974 season, North Carolina made the National Invitational Tournament.

A native of High Point, North Carolina, Shaver and his wife, Ann, are the parents of three sons: Christopher (25), a former standout pitcher on the Tribe's baseball team, who is currently pitching with the Chicago Cubs organization, Austin (22) and Jackson (15).

00

STEVEN HESS

Fr. - F/C - 6-10 - 225 (Charlotte, N.C./Gaston Day School)

- Saw action in the Tribe's exhibition victory over Barton College
- A three-year letterwinner at Gaston Day
- A McDonald's All-American nominee
- Garnered All-Southern Piedmont Athletic Association honors as a junior and senior
- Averaged 13.1 points and nine rebounds as a senior at Gaston Day
- Named Hardest Working Player during his senior season at Gaston Day
- As a junior at Gaston Day, helped his team reach the semifinals of the state tournament in North Carolina's largest independent-school classification

SINGLE-GAME HIGHS

POINTS

Season
Career

FIELD GOALS

Season
Career

FIELD GOAL ATTEMPTS

Season
Career

3-POINT FIELD GOALS

Season
Career

3-POINT FIELD GOAL ATTEMPTS

Season
Career

FREE THROWS

Season
Career

FREE THROW ATTEMPTS

Season
Career

REBOUNDS

Season
Career

ASSISTS

Season
Career

STEALS

Season
Career

BLOCKED SHOTS

Season
Career

MINUTES

Season
Career

HESS' 2006-07 GAME-BY-GAME STATISTICS

Date	Opp	Min	FG-A	Pct	3FG-A	Pct	FT-A	Pct	O-D	Tot	PF	A	TO	B	S	Pts
N11	at Kansas St.															
N20	Wagner															
N25	at Holy Cross															
N28	at Navy															
D1	Jacksonville St.															
D2	Cornell or VMI															
D5	Towson															
D8	North Florida															
D22	UMBC															
D28	Hampton															
D31	Richmond															
J3	at GMU															
J6	Northeastern															
J8	at Georgia St.															
J10	VCU															
J13	at Delaware															
J17	GMU															
J20	at Hofstra															
J24	at ODU															
J27	Georgia State															
J29	at VCU															
J31	JMU															
F3	UNCW															
F7	at JMU															
F10	at UNCW															
F14	Drexel															
F17	ESPN BracketBusters															
F21	at Drexel															
F24	ODU															

HESS' CAREER STATISTICS

Season	G-GS	Min-Avg	FG-A	Pct	3FG-A	Pct	FT-A	Pct	OR-DR	Reb-Avg	PF-FO	A	TO	Blk	St	Pts-Avg
2006-07	0-0	0-0.0	0-0	.000	0-0	.000	0-0	.000	0-0	0-0.0	0-0	0	0	0	0	0-0.0
Career	0-0	0-0.0	0-0	.000	0-0	.000	0-0	.000	0-0	0-0.0	0-0	0	0	0	0	0-0.0

HESS' CAA STATISTICS

Season	G-GS	Min-Avg	FG-A	Pct	3FG-A	Pct	FT-A	Pct	OR-DR	Reb-Avg	PF-FO	A	TO	Blk	St	Pts-Avg
2006-07	0-0	0-0.0	0-0	.000	0-0	.000	0-0	.000	0-0	0-0.0	0-0	0	0	0	0	0-0.0
Career	0-0	0-0.0	0-0	.000	0-0	.000	0-0	.000	0-0	0-0.0	0-0	0	0	0	0	0-0.0

SINGLE-GAME HIGHS

POINTS

Season
Career

FIELD GOALS

Season
Career

FIELD GOAL ATTEMPTS

Season
Career

3-POINT FIELD GOALS

Season
Career

3-POINT FIELD GOAL ATTEMPTS

Season
Career

FREE THROWS

Season
Career

FREE THROW ATTEMPTS

Season
Career

REBOUNDS

Season
Career

ASSISTS

Season
Career

STEALS

Season
Career

BLOCKED SHOTS

Season
Career

MINUTES

Season
Career

2

DAVID SCHNEIDER

Fr. - G - 6-3 - 175 (Phoenix, Ariz./Brophy Prep)

- Turned in an impressive performance in the Tribe's exhibition victory over Barton College with 14 points on 5-of-7 shooting to go along with team-highs in assists (7), rebounds (8) and steals (8)
- His eight steals would have established a Kaplan Arena and W&M school-record
- Earned honorable mention 5A All-State honors at Brophy College Prep
- Garnered first-team all-region accolades in 2005 and 2006
- As a senior at Brophy Prep, averaged 18 points, six rebounds, six assists and two steals
- Father, Jeff Schneider, played basketball at Virginia Tech and was drafted by the Houston Rockets in the fifth round of the 1982 NBA Draft

SCHNEIDER'S 2006-07 GAME-BY-GAME STATISTICS

Date	Opp	Min	FG-A	Pct	3FG-A	Pct	FT-A	Pct	O-D	Tot	PF	A	TO	B	S	Pts
N11	at Kansas St.															
N20	Wagner															
N25	at Holy Cross															
N28	at Navy															
D1	Jacksonville St.															
D2	Cornell or VMI															
D5	Towson															
D8	North Florida															
D22	UMBC															
D28	Hampton															
D31	Richmond															
J3	at GMU															
J6	Northeastern															
J8	at Georgia St.															
J10	VCU															
J13	at Delaware															
J17	GMU															
J20	at Hofstra															
J24	at ODU															
J27	Georgia State															
J29	at VCU															
J31	JMU															
F3	UNCW															
F7	at JMU															
F10	at UNCW															
F14	Drexel															
F17	ESPN BracketBusters															
F21	at Drexel															
F24	ODU															

• Games started

SCHNEIDER'S CAREER STATISTICS

Season	G-GS	Min-Avg	FG-A	Pct	3FG-A	Pct	FT-A	Pct	OR-DR	Reb-Avg	PF-FO	A	TO	Blk	St	Pts-Avg
2006-07	0-0	0-0.0	0-0	.000	0-0	.000	0-0	.000	0-0	0-0.0	0-0	0	0	0	0	0-0.0
Career	0-0	0-0.0	0-0	.000	0-0	.000	0-0	.000	0-0	0-0.0	0-0	0	0	0	0	0-0.0

SCHNEIDER'S CAA STATISTICS

Season	G-GS	Min-Avg	FG-A	Pct	3FG-A	Pct	FT-A	Pct	OR-DR	Reb-Avg	PF-FO	A	TO	Blk	St	Pts-Avg
2006-07	0-0	0-0.0	0-0	.000	0-0	.000	0-0	.000	0-0	0-0.0	0-0	0	0	0	0	0-0.0
Career	0-0	0-0.0	0-0	.000	0-0	.000	0-0	.000	0-0	0-0.0	0-0	0	0	0	0	0-0.0

3

ADAM TRUMBOWER

Sr. - G - 6-3 - 190 (Roanoke, Va./Cave Springs)

- Earned scholarship for his senior season after playing his first three years at W&M as a walk on
- Played in 21 contests as a junior in 2005-06
- Scored a season-high seven points against VCU (1/19/06), while logging a season-high 16 minutes
- Tallied four points in the Tribe's season-opening win over Maine (11/18/05)
- Registered steals against Delaware (2/15/06), Georgia State (2/4/06) and at VCU (1/19/06)
- Finished with five points and two assists against Hofstra (1/31/05)
- Had six points at UNC Greensboro (12/20/04)
- Played in 28 games, including two starts as a freshman in 2003-04
- Became the first walk on to start a game since 1996-97
- Tallied career-high eight points and seven rebounds off the bench at Radford (11/24/03)
- Set a career high with five assists in start at Delaware (1/21/04)
- Played 25 minutes with six points, three rebounds and two assists against Liberty (11/23/03) in his first career game.
- High school teammate of current Orlando Magic player and the ACC's all-time leading scorer J.J. Redick, who played collegiately at Duke

SINGLE-GAME HIGHS

POINTS
 Season
 Career 8, Campbell (12/30/03)
 8 at Radford (11/24/03)

FIELD GOALS
 Season
 Career 3, Campbell (12/30/03)
 3 at Radford (11/24/03)

FIELD GOAL ATTEMPTS
 Season
 Career 7, Campbell (12/30/03)
 7 at Radford (11/24/03)

3-POINT FIELD GOALS
 Season
 Career 2, three times, most recently
 at UNC Greensboro (12/20/04)

3-POINT FIELD GOAL ATTEMPTS
 Season
 Career 6 at Radford (11/24/03)

FREE THROWS
 Season
 Career 5 at Virginia Tech (12/23/03)

FREE THROW ATTEMPTS
 Season
 Career 6 at Virginia Tech (12/23/03)

REBOUNDS
 Season
 Career 7 at Radford (11/24/03)

ASSISTS
 Season
 Career 5 at Delaware (1/21/04)

STEALS
 Season
 Career 2 at Drexel (2/7/04)

BLOCKED SHOTS
 Season
 Career 1, Drexel (2/2/05)
 1 at Towson (1/14/04)

MINUTES
 Season
 Career 36 at Delaware (1/21/04)

TRUMBOWER'S 2006-07 GAME-BY-GAME STATISTICS

Date	Opp	Min	FG-A	Pct	3FG-A	Pct	FT-A	Pct	O-D	Tot	PF	A	TO	B	S	Pts
N11	at Kansas St.															
N20	Wagner															
N25	at Holy Cross															
N28	at Navy															
D1	Jacksonville St.															
D2	Cornell or VMI															
D5	Towson															
D8	North Florida															
D22	UMBC															
D28	Hampton															
D31	Richmond															
J3	at GMU															
J6	Northeastern															
J8	at Georgia St.															
J10	VCU															
J13	at Delaware															
J17	GMU															
J20	at Hofstra															
J24	at ODU															
J27	Georgia State															
J29	at VCU															
J31	JMU															
F3	UNCW															
F7	at JMU															
F10	at UNCW															
F14	Drexel															
F17	ESPN BracketBusters															
F21	at Drexel															
F24	ODU															

* Games started

TRUMBOWER'S CAREER STATISTICS

Season	G-GS	Min-Avg	FG-A	Pct	3FG-A	Pct	FT-A	Pct	OR-DR	Reb-Avg	PF-FO	A	TO	Blk	St	Pts-Avg
2003-04	28-2	482-17.2	19-74	.257	9-55	.164	16-24	.667	14-28	42-1.5	32-0	36	28	1	5	63-2.3
2004-05	15-1	90-6.0	6-18	.333	3-10	.300	11-11	1.000	4-10	14-0.9	5-0	6	7	1	3	26-1.7
2005-06	21-0	106-5.0	2-18	.111	1-9	.111	7-9	.778	2-5	7-0.3	13-0	5	8	0	3	12-0.6
2006-07	0-0	0-0.0	0-0	.000	0-0	.000	0-0	.000	0-0	0-0.0	0-0	0	0	0	0	0-0.0
Career	64-3	678-10.6	27-110	.245	13-74	.176	34-44	.773	20-43	63-1.0	50-0	47	43	2	11	101-1.6

TRUMBOWER'S CAA STATISTICS

Season	G-GS	Min-Avg	FG-A	Pct	3FG-A	Pct	FT-A	Pct	OR-DR	Reb-Avg	PF-FO	A	TO	Blk	St	Pts-Avg
2003-04	18-2	278-15.4	6-35	.171	3-26	.115	7-11	.636	7-8	15-0.8	22-0	22	16	1	3	22-1.2
2004-05	8-1	58-7.3	4-10	.400	1-4	.250	8-8	1.000	2-5	7-0.9	4-0	4	4	1	1	17-2.1
2005-06	15-0	87-5.8	1-12	.083	1-7	.143	5-7	.714	1-5	6-0.4	9-0	5	7	0	3	8-0.5
2006-07	0-0	0-0.0	0-0	.000	0-0	.000	0-0	.000	0-0	0-0.0	0-0	0	0	0	0	0-0.0
Career	41-3	423-10.3	11-57	.193	5-37	.135	20-26	.769	10-18	28-0.7	35-0	31	27	2	7	47-1.1

SINGLE-GAME HIGHS

POINTS

Season
Career 10, Maine (11/18/05)

FIELD GOALS

Season
Career 3, Georgia State (2/4/06)
3, Maine (11/18/05)

FIELD GOAL ATTEMPTS

Season
Career 8, Maine (11/18/05)

3-POINT FIELD GOALS

Season
Career None

3-POINT FIELD GOAL ATTEMPTS

Season
Career 1 at VCU (1/19/06)

FREE THROWS

Season
Career 4, Maine (11/18/05)

FREE THROW ATTEMPTS

Season
Career 6, Maine (11/18/05)

REBOUNDS

Season
Career 6 at Old Dominion (2/9/06)

ASSISTS

Season
Career 1, four times, most recently
Georgia State (2/4/06)

STEALS

Season
Career 2 at Towson (12/3/05)

BLOCKED SHOTS

Season
Career 3, Maine (11/18/05)

MINUTES

Season
Career 18, Maine (11/18/05)

4

ALEX SMITH

So. - F - 6-5 - 250 (Greenville, S.C./Oak Hill Academy (Va.))

- Started three contests, while appearing in 27 as a freshman in 2005-06
- Made his first career start against Campbell (11/26/05) before making starts in the following two contests at Longwood (11/28/05) and vs. UNC Wilmington (11/30/05)
- Scored a career-high 10 points in his first career game against Maine (11/18/05)
- Played a season-high 18 minutes against the Black Bears, adding five rebounds
- Pulled down a career-high and team-high six rebounds at Old Dominion (2/9/06)
- Played for national power Oak Hill Academy in 2004-05, which ended the season ranked No. 1 in the nation in the *USA Today* Super 25 Boys' Basketball Rankings and finished the season with a record of 34-2
- Attended J.L. Mann High School in Greenville, S.C., before attending Oak Hill, where he averaged 19 points and 14 rebounds a game and was a South Carolina first-team all-state selection

SMITH'S 2006-07 GAME-BY-GAME STATISTICS

Date	Opp	Min	FG-A	Pct	3FG-A	Pct	FT-A	Pct	O-D	Tot	PF	A	TO	B	S	Pts
N11	at Kansas St.															
N20	Wagner															
N25	at Holy Cross															
N28	at Navy															
D1	Jacksonville St.															
D2	Cornell or VMI															
D5	Towson															
D8	North Florida															
D22	UMBC															
D28	Hampton															
D31	Richmond															
J3	at GMU															
J6	Northeastern															
J8	at Georgia St.															
J10	VCU															
J13	at Delaware															
J17	GMU															
J20	at Hofstra															
J24	at ODU															
J27	Georgia State															
J29	at VCU															
J31	JMU															
F3	UNCW															
F7	at JMU															
F10	at UNCW															
F14	Drexel															
F17	ESPN BracketBusters															
F21	at Drexel															
F24	ODU															

* Games started

SMITH'S CAREER STATISTICS

Season	G-GS	Min-Avg	FG-A	Pct	3FG-A	Pct	FT-A	Pct	OR-DR	Reb-Avg	PF-FO	A	TO	Blk	St	Pts-Avg
2005-06	27-3	252-9.3	23-51	.451	0-1	.000	23-35	.657	16-40	56-2.1	25-1	4	21	6	5	69-2.6
2006-07	0-0	0-0.0	0-0	.000	0-0	.000	0-0	.000	0-0	0-0.0	0-0	0	0	0	0	0-0.0
Career	27-3	252-9.3	23-51	.451	0-1	.000	23-35	.657	16-40	56-2.1	25-1	4	21	6	5	69-2.6

SMITH'S CAA STATISTICS

Season	G-GS	Min-Avg	FG-A	Pct	3FG-A	Pct	FT-A	Pct	OR-DR	Reb-Avg	PF-FO	A	TO	Blk	St	Pts-Avg
2005-06	17-1	160-9.4	14-29	.483	0-1	.000	13-20	.650	10-27	37-2.2	17-1	2	11	2	3	41-2.4
2006-07	0-0	0-0.0	0-0	.000	0-0	.000	0-0	.000	0-0	0-0.0	0-0	0	0	0	0	0-0.0
Career	17-1	160-9.4	14-29	.483	0-1	.000	13-20	.650	10-27	37-2.2	17-1	2	11	2	3	41-2.4

11

NATHAN MANN

Jr. - G - 6-2 - 190 (Overland Park, Kan./St. Thomas Aquinas)

- Tallied 12 points, including a pair of 3-pointers against Barton College
- Tied for team-high honors with seven assists against the Bulldogs to go along with three rebounds
- Ranks ninth in school history in career 3-point field goal percentage (.359) and sixth in 3-point field goals per game (1.54)
- The Tribe's top 3-point threat, hitting on .411 (51-of-124) from downtown, in 2005-06
- Ranked third in the CAA (all games) in 3-point field-goal percentage and 12th in 3-point field-goals made
- His 3-point field-goal percentage for the season was the sixth-best mark in school history
- Notched his second career 20-plus point game with a season-high 21 at Georgia State (1/14/06), including five 3-point field goals
- Knocked down four, or more, 3-pointers on six occasions, including three contests of five trifectas
- Led team in assists as a freshman with 76, ranking 12th in the CAA at 2.62 per contest
- Scored career-high 25 points, shooting 10-of-19 from the floor and 5-of-11 from the 3-point line in 41 minutes in double-overtime game against George Mason (2/12/05)

SINGLE-GAME HIGHS

POINTS
Season
Career 25, George Mason (2/12/05)

FIELD GOALS
Season
Career 10, George Mason (2/12/05)

FIELD GOAL ATTEMPTS
Season
Career 19, George Mason (2/12/05)

3-POINT FIELD GOALS
Season
Career 5, four times, most recently at Georgia State (1/14/06)

3-POINT FIELD GOAL ATTEMPTS
Season
Career 11, George Mason (2/12/05)

FREE THROWS
Season
Career 4, four times, most recently at Drexel (2/23/06)

FREE THROW ATTEMPTS
Season
Career 6, Hampton (12/30/04)

REBOUNDS
Season
Career 6, three times, most recently at Richmond (12/31/05)

ASSISTS
Season
Career 6, Towson (1/26/05)

STEALS
Season
Career 5, Maine (11/18/05)
5, Longwood (12/1/04)

BLOCKED SHOTS
Season
Career 1, three times, most recently vs. James Madison (3/4/05)

MINUTES
Season
Career 41, George Mason (2/12/05)

MANN'S 2006-07 GAME-BY-GAME STATISTICS

Date	Opp	Min	FG-A	Pct	3FG-A	Pct	FT-A	Pct	O-D	Tot	PF	A	TO	B	S	Pts
N11	at Kansas St.															
N20	Wagner															
N25	at Holy Cross															
N28	at Navy															
D1	Jacksonville St.															
D2	Cornell or VMI															
D5	Towson															
D8	North Florida															
D22	UMBC															
D28	Hampton															
D31	Richmond															
J3	at GMU															
J6	Northeastern															
J8	at Georgia St.															
J10	VCU															
J13	at Delaware															
J17	GMU															
J20	at Hofstra															
J24	at ODU															
J27	Georgia State															
J29	at VCU															
J31	JMU															
F3	UNCW															
F7	at JMU															
F10	at UNCW															
F14	Drexel															
F17	ESPN BracketBusters															
F21	at Drexel															
F24	ODU															

* Games started

MANN'S CAREER STATISTICS

Season	G-GS	Min-Avg	FG-A	Pct	3FG-A	Pct	FT-A	Pct	OR-DR	Reb-Avg	PF-FO	A	TO	Blk	St	Pts-Avg
2004-05	29-18	696-24.0	82-226	.363	37-121	.306	25-36	.694	10-58	68-2.3	37-0	76	67	3	25	226-7.8
2005-06	28-7	611-21.8	72-196	.367	51-124	.411	23-30	.767	7-56	63-2.3	46-0	46	31	0	21	218-7.8
2006-07	0-0	0-0.0	0-0	.000	0-0	.000	0-0	.000	0-0	0-0.0	0-0	0	0	0	0	0-0.0
Career	57-25	1307-22.9	154-422	.360	88-245	.359	48-66	.727	10-58	131-2.3	83-0	122	98	3	46	444-7.8

MANN'S CAA STATISTICS

Season	G-GS	Min-Avg	FG-A	Pct	3FG-A	Pct	FT-A	Pct	OR-DR	Reb-Avg	PF-FO	A	TO	Blk	St	Pts-Avg
2004-05	18-11	460-25.6	54-150	.360	21-77	.273	16-22	.727	7-36	43-2.4	25-0	47	33	2	13	145-8.1
2005-06	18-3	365-20.3	45-124	.363	34-81	.420	16-22	.727	4-29	33-1.8	26-0	26	18	0	8	140-7.8
2006-07	0-0	0-0.0	0-0	.000	0-0	.000	0-0	.000	0-0	0-0.0	0-0	0	0	0	0	0-0.0
Career	36-14	825-22.9	99-274	.361	55-158	.348	32-44	.727	11-65	76-2.1	51-0	73	51	2	21	285-7.9

SINGLE-GAME HIGHS

POINTS

Season
Career

FIELD GOALS

Season
Career

FIELD GOAL ATTEMPTS

Season
Career

3-POINT FIELD GOALS

Season
Career

3-POINT FIELD GOAL ATTEMPTS

Season
Career

FREE THROWS

Season
Career

FREE THROW ATTEMPTS

Season
Career

REBOUNDS

Season
Career

ASSISTS

Season
Career

STEALS

Season
Career

BLOCKED SHOTS

Season
Career

MINUTES

Season
Career

12

MARCUS BARNETT

Jr. - G - 6-2 - 195 (Hampton, Va./Phoebus)

- Joined the Tribe as a walk-on prior to the 2006-07 season
- A three-year letterwinner as a point and shooting guard at Phoebus
- A 2004 Basketball Zooms Scholar-Athlete Award winner
- Was the Phoebus team captain in 2003-04
- Lived and grew up in Italy

BARNETT'S 2006-07 GAME-BY-GAME STATISTICS

Date	Opp	Min	FG-A	Pct	3FG-A	Pct	FT-A	Pct	O-D	Tot	PF	A	TO	B	S	Pts
N11	at Kansas St.															
N20	Wagner															
N25	at Holy Cross															
N28	at Navy															
D1	Jacksonville St.															
D2	Cornell or VMI															
D5	Towson															
D8	North Florida															
D22	UMBC															
D28	Hampton															
D31	Richmond															
J3	at GMU															
J6	Northeastern															
J8	at Georgia St.															
J10	VCU															
J13	at Delaware															
J17	GMU															
J20	at Hofstra															
J24	at ODU															
J27	Georgia State															
J29	at VCU															
J31	JMU															
F3	UNCW															
F7	at JMU															
F10	at UNCW															
F14	Drexel															
F17	ESPN BracketBusters															
F21	at Drexel															
F24	ODU															

• Games started

BARNETT'S CAREER STATISTICS

Season	G-GS	Min-Avg	FG-A	Pct	3FG-A	Pct	FT-A	Pct	OR-DR	Reb-Avg	PF-FO	A	TO	Blk	St	Pts-Avg
2006-07	0-0	0-0.0	0-0	.000	0-0	.000	0-0	.000	0-0	0-0.0	0-0	0	0	0	0	0-0.0
Career	0-0	0-0.0	0-0	.000	0-0	.000	0-0	.000	0-0	0-0.0	0-0	0	0	0	0	0-0.0

BARNETT'S CAA STATISTICS

Season	G-GS	Min-Avg	FG-A	Pct	3FG-A	Pct	FT-A	Pct	OR-DR	Reb-Avg	PF-FO	A	TO	Blk	St	Pts-Avg
2006-07	0-0	0-0.0	0-0	.000	0-0	.000	0-0	.000	0-0	0-0.0	0-0	0	0	0	0	0-0.0
Career	0-0	0-0.0	0-0	.000	0-0	.000	0-0	.000	0-0	0-0.0	0-0	0	0	0	0	0-0.0

13

LAIMISKISIELIUS

Jr. - F - 6-8 - 210 (Vilnius, Lithuania/Miller School (Va.))

- Scored 17 points on 6-of-8 shooting against Barton College
- Had six rebounds and two block shots against the Bulldogs in the victory
- Played for Lithuania in the Global Games over the summer and helped his squad to a silver medal in the tournament
- Led the Tribe in scoring on two occasions and rebounding on four occasions in 2005-06
- Notched double figures in scoring in nine games, including four straight from Nov. 22-30
- Poured in a season-high 19 points in an 88-75 win over Longwood (11/28/05)
- Had eight games of five or more rebounds, including a career-high nine at UMBC(12/17/05)
- CAA All-Rookie selection in 2004-05
- Earned CAA Rookie of the Week honors on Feb. 21, 2005
- Ranked ninth in the CAA with .767 free throw percentage as a freshman
- Tallied a career-high 23 points, along with five assists, at UNC Wilmington (2/9/04)

SINGLE-GAME HIGHS

POINTS
Season
Career 23 at UNC Wilmington (2/9/05)

FIELD GOALS
Season
Career 7 at UNC Wilmington (2/9/05)

FIELD GOAL ATTEMPTS
Season
Career 15 at UNC Wilmington (2/9/05)

3-POINT FIELD GOALS
Season
Career 3 at UNC Wilmington (2/9/05)
3 at UNC Greensboro (12/20/04)

3-POINT FIELD GOAL ATTEMPTS
Season
Career 8 at UNC Wilmington (2/9/05)

FREE THROWS
Season
Career 8, James Madison (2/16/05)

FREE THROW ATTEMPTS
Season
Career 11, James Madison (2/16/05)

REBOUNDS
Season
Career 9 at UMBC (12/17/05)

ASSISTS
Season
Career 5 at Northeastern (2/2)
5 at UNC Wilmington (2/9/05)

STEALS
Season
Career 2, eight times, most recently at Drexel (2/23)

BLOCKED SHOTS
Season
Career 2 at Delaware (2/5/05)

MINUTES
Season
Career 35, three times, most recently at Towson (2/26/05)

KISIELIUS' 2006-07 GAME-BY-GAME STATISTICS

Date	Opp	Min	FG-A	Pct	3FG-A	Pct	FT-A	Pct	O-D	Tot	PF	A	TO	B	S	Pts
N11	at Kansas St.															
N20	Wagner															
N25	at Holy Cross															
N28	at Navy															
D1	Jacksonville St.															
D2	Cornell or VMI															
D5	Towson															
D8	North Florida															
D22	UMBC															
D28	Hampton															
D31	Richmond															
J3	at GMU															
J6	Northeastern															
J8	at Georgia St.															
J10	VCU															
J13	at Delaware															
J17	GMU															
J20	at Hofstra															
J24	at ODU															
J27	Georgia State															
J29	at VCU															
J31	JMU															
F3	UNCW															
F7	at JMU															
F10	at UNCW															
F14	Drexel															
F17	ESPN BracketBusters															
F21	at Drexel															
F24	ODU															

* Games started

KISIELIUS' CAREER STATISTICS

Season	G-GS	Min-Avg	FG-A	Pct	3FG-A	Pct	FT-A	Pct	OR-DR	Reb-Avg	PF-FO	A	TO	Blk	St	Pts-Avg
2004-05	28-20	710-25.4	78-203	.384	19-63	.302	69-90	.767	22-65	87-3.1	55-3	53	60	4	14	244-8.7
2005-06	28-25	634-22.6	68-198	.343	12-60	.200	51-68	.750	30-67	97-3.5	53-2	41	64	1	14	199-7.1
2006-07	0-0	0-0.0	0-0	.000	0-0	.000	0-0	.000	0-0	0-0.0	0-0	0	0	0	0	0-0.0
Career	56-45	1344-24.0	146-401	.364	31-123	.252	120-158	.759	52-132	184-3.3	108-5	94	124	5	28	443-7.9

KISIELIUS' CAA STATISTICS

Season	G-GS	Min-Avg	FG-A	Pct	3FG-A	Pct	FT-A	Pct	OR-DR	Reb-Avg	PF-FO	A	TO	Blk	St	Pts-Avg
2004-05	18-14	504-28.0	57-145	.393	13-36	.361	54-69	.783	17-46	63-3.5	35-1	36	39	4	4	181-10.1
2005-06	18-15	390-21.7	40-125	.320	6-36	.167	31-40	.775	18-27	45-2.5	37-2	25	38	1	9	117-6.5
2006-07	0-0	0-0.0	0-0	.000	0-0	.000	0-0	.000	0-0	0-0.0	0-0	0	0	0	0	0-0.0
Career	36-29	894-24.8	97-270	.359	19-72	.264	85-109	.780	35-73	108-3.0	72-3	61	77	5	13	298-8.3

SINGLE-GAME HIGHS

POINTS

Season
Career 16, James Madison (1/28/06)

FIELD GOALS

Season
Career 6, Campbell (11/26/05)

FIELD GOAL ATTEMPTS

Season
Career 7, three times, most recently
at Drexel (2/23/06)

3-POINT FIELD GOALS

Season
Career None

3-POINT FIELD GOAL ATTEMPTS

Season
Career 1, six times, most recently
Virginia Commonwealth (2/25/06)

FREE THROWS

Season
Career 8, James Madison (1/28/06)

FREE THROW ATTEMPTS

Season
Career 11, James Madison (1/28/06)

REBOUNDS

Season
Career 6, Delaware (2/15/06)

ASSISTS

Season
Career 3, three times, most recently
Hofstra (2/20/06)

STEALS

Season
Career 2, Hofstra (2/20/06)
2, Campbell (11/26/05)

BLOCKED SHOTS

Season
Career 2 at Old Dominion (2/9/06)

MINUTES

Season
Career 24, Delaware (2/15/06)

15

PETERSTEIN

So. - F - 6-9 - 225 (Houton, Texas/Westbury Christian)

- Started the Tribe's exhibition opening victory over Barton College, scoring seven points and pulling down two rebounds
- Played in 25 contests, while making a trio of starts as a freshman
- Averaged 14.8 minutes per game, while shooting .577 (41-of-71) from the field
- Finished the season with averages of 4.0 points and 2.0 rebounds per game
- Scored in double figures on three occasions
- Had a career high 16 points on a perfect 4-of-4 from the field and 8-of-11 from the free throw line in an 86-68 victory over James Madison (1/28/06)
- Two-time all-state selection at Westbury Christian
- Helped team win three Texas Private School state championships
- McDonalds All-American nominee

STEIN'S 2006-07 GAME-BY-GAME STATISTICS

Date	Opp	Min	FG-A	Pct	3FG-A	Pct	FT-A	Pct	O-D	Tot	PF	A	TO	B	S	Pts
N11	at Kansas St.															
N20	Wagner															
N25	at Holy Cross															
N28	at Navy															
D1	Jacksonville St.															
D2	Cornell or VMI															
D5	Towson															
D8	North Florida															
D22	UMBC															
D28	Hampton															
D31	Richmond															
J3	at GMU															
J6	Northeastern															
J8	at Georgia St.															
J10	VCU															
J13	at Delaware															
J17	GMU															
J20	at Hofstra															
J24	at ODU															
J27	Georgia State															
J29	at VCU															
J31	JMU															
F3	UNCW															
F7	at JMU															
F10	at UNCW															
F14	Drexel															
F17	ESPN BracketBusters															
F21	at Drexel															
F24	ODU															
	• Games started															

STEIN'S CAREER STATISTICS

Season	G-GS	Min-Avg	FG-A	Pct	3FG-A	Pct	FT-A	Pct	OR-DR	Reb-Avg	PF-FO	A	TO	Blk	St	Pts-Avg
2005-06	25-3	371-14.8	41-71	.577	0-6	.000	19-32	.594	19-30	49-2.0	44-1	18	33	4	9	101-4.0
2006-07	0-0	0-0.0	0-0	.000	0-0	.000	0-0	.000	0-0	0-0.0	0-0	0	0	0	0	0-0.0
Career	25-3	371-14.8	41-71	.577	0-6	.000	19-32	.594	19-30	49-2.0	44-1	18	33	4	9	101-4.0

STEIN'S CAA STATISTICS

Season	G-GS	Min-Avg	FG-A	Pct	3FG-A	Pct	FT-A	Pct	OR-DR	Reb-Avg	PF-FO	A	TO	Blk	St	Pts-Avg
2005-06	17-1	270-15.9	28-51	.549	0-5	.000	18-30	.600	16-19	35-2.1	31-1	13	24	4	6	74-4.4
2006-07	0-0	0-0.0	0-0	.000	0-0	.000	0-0	.000	0-0	0-0.0	0-0	0	0	0	0	0-0.0
Career	17-1	270-15.9	28-51	.549	0-5	.000	18-30	.600	16-19	35-2.1	31-1	13	24	4	6	74-4.4

20

KYLE CARRABINE

Jr. - F - 6-7 - 205 (Naperville, Ill./Neuqua Valley)

- Played in eight games for the Tribe and averaged 1.1 points and 0.5 rebounds per contest as a sophomore
- Knocked down his lone 3-point field goal on the season on his way to scoring a career-high five points at Old Dominion (2/9/06)
- Pulled down a career-high three rebounds in the season-opening victory over Maine (11/18/05)
- Played a season-high 10 minutes at Towson (12/3/05)
- First career points came on a 3-pointer at No. 8 Kentucky (12/22/04)
- Played in 15 games with 15 points in 2004-05
- Scored four points in nine minutes at Hofstra (1/31/05)
- Tallied two points and an assist against Old Dominion in the CAA Tournament (3/5/05)

SINGLE-GAME HIGHS

POINTS
Season
Career 5 at Old Dominion (2/9/06)

FIELD GOALS
Season
Career 2 at Hofstra (1/31/05)

FIELD GOAL ATTEMPTS
Season
Career 5 at Towson (12/3/05)

3-POINT FIELD GOALS
Season
Career 1, three times, most recently at Old Dominion (2/9/06)

3-POINT FIELD GOAL ATTEMPTS
Season
Career 4 at Towson (12/3/05)

FREE THROWS
Season
Career 2 at Old Dominion (2/9/06)

FREE THROW ATTEMPTS
Season
Career 3 at Old Dominion (2/9/06)

REBOUNDS
Season
Career 3, Maine (11/18/05)

ASSISTS
Season
Career 1, three times, most recently vs. Old Dominion (3/5/05)

STEALS
Season
Career 1, three times, most recently at Virginia Commonwealth (2/23/05)

BLOCKED SHOTS
Season
Career None

MINUTES
Season
Career 11 at Drexel (1/15/05)

CARRABINE'S 2006-07 GAME-BY-GAME STATISTICS

Date	Opp	Min	FG-A	Pct	3FG-A	Pct	FT-A	Pct	O-D	Tot	PF	A	TO	B	S	Pts
N11	at Kansas St.															
N20	Wagner															
N25	at Holy Cross															
N28	at Navy															
D1	Jacksonville St.															
D2	Cornell or VMI															
D5	Towson															
D8	North Florida															
D22	UMBC															
D28	Hampton															
D31	Richmond															
J3	at GMU															
J6	Northeastern															
J8	at Georgia St.															
J10	VCU															
J13	at Delaware															
J17	GMU															
J20	at Hofstra															
J24	at ODU															
J27	Georgia State															
J29	at VCU															
J31	JMU															
F3	UNCW															
F7	at JMU															
F10	at UNCW															
F14	Drexel															
F17	ESPN BracketBusters															
F21	at Drexel															
F24	ODU															

* Games started

CARRABINE'S CAREER STATISTICS

Season	G-GS	Min-Avg	FG-A	Pct	3FG-A	Pct	FT-A	Pct	OR-DR	Reb-Avg	PF-FO	A	TO	Blk	St	Pts-Avg
2004-05	15-0	75-5.0	6-16	.375	2-10	.200	1-2	.500	2-4	6-0.4	5-0	3	1	0	3	15-1.0
2005-06	8-0	30-3.8	3-11	.273	1-6	.167	2-3	.667	0-4	4-0.5	0-0	0	2	0	0	9-1.1
2006-07	0-0	0-0.0	0-0	.000	0-0	.000	0-0	.000	0-0	0-0.0	0-0	0	0	0	0	0-0.0
Career	23-0	105-4.6	9-27	.333	3-16	.186	3-5	.600	2-8	10-0.4	5-0	3	3	0	3	24-1.0

CARRABINE'S CAA STATISTICS

Season	G-GS	Min-Avg	FG-A	Pct	3FG-A	Pct	FT-A	Pct	OR-DR	Reb-Avg	PF-FO	A	TO	Blk	St	Pts-Avg
2004-05	9-0	52-5.8	4-9	.444	1-5	.200	1-2	.500	2-4	6-0.7	4-0	0	1	0	1	10-1.1
2005-06	7-0	23-3.3	3-8	.375	1-5	.200	2-3	.667	0-1	1-0.1	0-0	0	0	0	0	9-1.3
2006-07	0-0	0-0.0	0-0	.000	0-0	.000	0-0	.000	0-0	0-0.0	0-0	0	0	0	0	0-0.0
Career	16-0	75-4.7	7-17	.412	2-10	.200	3-5	.600	2-5	7-0.4	4-0	0	1	0	1	19-1.2

SINGLE-GAME HIGHS

POINTS

Season
Career

FIELD GOALS

Season
Career

FIELD GOAL ATTEMPTS

Season
Career

3-POINT FIELD GOALS

Season
Career

3-POINT FIELD GOAL ATTEMPTS

Season
Career

FREE THROWS

Season
Career

FREE THROW ATTEMPTS

Season
Career

REBOUNDS

Season
Career

ASSISTS

Season
Career

STEALS

Season
Career

BLOCKED SHOTS

Season
Career

MINUTES

Season
Career

22

DANNY SUMNER

Fr. - F - 6-7 - 190 (Fairfax, Va./Paul VI)

- Played 12 minutes and finished with two points, three rebounds and a block against Barton College
- His two points against the Bulldogs came on a follow-up two-handed dunk
- Named to the *Washington Post* First-Team All-Metro squad as a senior
- Honored with the Ron Johnson Award as the Five Star Most Promising Guard Prospect
- A First-Team *D.C. Examiner* and WCACA All-Conference selection
- Named the Virginia Independent Schools State Player of the Year in 2006
- Averaged 19.3 points, 8.6 rebounds, 2.0 assists and 2.0 blocks per game as a senior at Paul VI Catholic
- Led team to the Virginia Independent Schools Division I State final in 2004 and 2005, while advancing to the semifinals in 2006
- A honorable mention *Washington Post* All-Metro pick as a junior
- First W&M player from Paul VI since David Cully, who graduated from W&M in 1996 as the College's all-time blocked shots leader (248)

SUMNER'S 2006-07 GAME-BY-GAME STATISTICS

Date	Opp	Min	FG-A	Pct	3FG-A	Pct	FT-A	Pct	O-D	Tot	PF	A	TO	B	S	Pts
N11	at Kansas St.															
N20	Wagner															
N25	at Holy Cross															
N28	at Navy															
D1	Jacksonville St.															
D2	Cornell or VMI															
D5	Towson															
D8	North Florida															
D22	UMBC															
D28	Hampton															
D31	Richmond															
J3	at GMU															
J6	Northeastern															
J8	at Georgia St.															
J10	VCU															
J13	at Delaware															
J17	GMU															
J20	at Hofstra															
J24	at ODU															
J27	Georgia State															
J29	at VCU															
J31	JMU															
F3	UNCW															
F7	at JMU															
F10	at UNCW															
F14	Drexel															
F17	ESPN BracketBusters															
F21	at Drexel															
F24	ODU															

• Games started

SUMNER'S CAREER STATISTICS

Season	G-GS	Min-Avg	FG-A	Pct	3FG-A	Pct	FT-A	Pct	OR-DR	Reb-Avg	PF-FO	A	TO	Blk	St	Pts-Avg
2006-07	0-0	0-0.0	0-0	.000	0-0	.000	0-0	.000	0-0	0-0.0	0-0	0	0	0	0	0-0.0
Career	0-0	0-0.0	0-0	.000	0-0	.000	0-0	.000	0-0	0-0.0	0-0	0	0	0	0	0-0.0

SUMNER'S CAA STATISTICS

Season	G-GS	Min-Avg	FG-A	Pct	3FG-A	Pct	FT-A	Pct	OR-DR	Reb-Avg	PF-FO	A	TO	Blk	St	Pts-Avg
2006-07	0-0	0-0.0	0-0	.000	0-0	.000	0-0	.000	0-0	0-0.0	0-0	0	0	0	0	0-0.0
Career	0-0	0-0.0	0-0	.000	0-0	.000	0-0	.000	0-0	0-0.0	0-0	0	0	0	0	0-0.0

23

CHRIS DARNELL

So. - F - 6-8 - 210 (Fredericksburg, Va./North Stafford)

- Came off the bench in Tribe's exhibition win over Barton College, finishing with three points, three rebounds and two assists in 14 minutes of action
- Earned his first career start against Hofstra (2/20/06)
- Averaged 2.6 points and 2.2 rebounds per game in 11.3 minutes per contest
- In his first career game against Maine (11/18/05), knocked down a pair of 3-point field goals on his way to six points, four rebounds and two assists in 15 minutes
- Tallied a season-high eight points on 3-of-5 from the field to go along with a career-best seven rebounds against Delaware (2/15/06)
- Led the team in rebounding on three occasions, including back-to-back games with seven boards against Delaware (2/15/06) and four vs. Hofstra (2/20/06)
- Selected to the Virginia Group AAA All-State Second-Team by the *Associated Press*
- *Free-Lance Star* and district player of the year as a senior
- Set North Stafford High School's career scoring record with 1,464 points
- Averaged 24 points and 10 rebounds a game as a senior
- Also holds school records in rebounds and blocks

SINGLE-GAME HIGHS	
POINTS	
Season	
Career	8, Delaware (2/15/06)
FIELD GOALS	
Season	
Career	3, three times, most recently Delaware (2/15/06)
FIELD GOAL ATTEMPTS	
Season	
Career	6, Georgia State (2/4/06) 6 at UNC Wilmington (1/7/06)
3-POINT FIELD GOALS	
Season	
Career	2, Maine (11/18/05)
3-POINT FIELD GOAL ATTEMPTS	
Season	
Career	3 at Towson (12/3/05)
FREE THROWS	
Season	
Career	2, Hofstra (2/20/06)
FREE THROW ATTEMPTS	
Season	
Career	2, three times, most recently Hofstra (2/20/06)
REBOUNDS	
Season	
Career	7, Delaware (2/15/06)
ASSISTS	
Season	
Career	3, Delaware (2/15/06)
STEALS	
Season	
Career	1, Delaware (2/15/06) 1, Georgia State (2/4/06)
BLOCKED SHOTS	
Season	
Career	1, three times, most recently Hofstra (2/20/06)
MINUTES	
Season	
Career	21, Delaware (2/15/06)

DARNELL'S 2006-07 GAME-BY-GAME STATISTICS

Date	Opp	Min	FG-A	Pct	3FG-A	Pct	FT-A	Pct	O-D	Tot	PF	A	TO	B	S	Pts
N11	at Kansas St.															
N20	Wagner															
N25	at Holy Cross															
N28	at Navy															
D1	Jacksonville St.															
D2	Cornell or VMI															
D5	Towson															
D8	North Florida															
D22	UMBC															
D28	Hampton															
D31	Richmond															
J3	at GMU															
J6	Northeastern															
J8	at Georgia St.															
J10	VCU															
J13	at Delaware															
J17	GMU															
J20	at Hofstra															
J24	at ODU															
J27	Georgia State															
J29	at VCU															
J31	JMU															
F3	UNCW															
F7	at JMU															
F10	at UNCW															
F14	Drexel															
F17	ESPN BracketBusters															
F21	at Drexel															
F24	ODU															

* Games started

DARNELL'S CAREER STATISTICS

Season	G-GS	Min-Avg	FG-A	Pct	3FG-A	Pct	FT-A	Pct	OR-DR	Reb-Avg	PF-FO	A	TO	Blk	St	Pts-Avg
2005-06	21-1	237-11.3	23-60	.383	4-18	.222	5-8	.625	14-32	46-2.2	5-0	13	13	3	3	55-2.6
2006-07	0-0	0-0.0	0-0	.000	0-0	.000	0-0	.000	0-0	0-0.0	0-0	0	0	0	0	0-0.0
Career	21-1	237-11.3	23-60	.383	4-18	.222	5-8	.625	14-32	46-2.2	5-0	13	13	3	3	55-2.6

DARNELL'S CAA STATISTICS

Season	G-GS	Min-Avg	FG-A	Pct	3FG-A	Pct	FT-A	Pct	OR-DR	Reb-Avg	PF-FO	A	TO	Blk	St	Pts-Avg
2005-06	15-1	174-11.6	16-47	.340	2-13	.154	5-8	.625	12-23	35-2.3	3-0	9	10	3	3	39-2.6
2006-07	0-0	0-0.0	0-0	.000	0-0	.000	0-0	.000	0-0	0-0.0	0-0	0	0	0	0	0-0.0
Career	15-1	174-11.6	16-47	.340	2-13	.154	5-8	.625	12-23	35-2.3	3-0	9	10	3	3	39-2.6

SINGLE-GAME HIGHS

POINTS

Season
Career 20 at Virginia Tech (12/27/05)

FIELD GOALS

Season
Career 7 at Virginia Tech (12/27/05)
7 at Longwood (11/28/05)

FIELD GOAL ATTEMPTS

Season
Career 9 at UNC Wilmington (1/7/05)
9 at Virginia Tech (12/27/05)

3-POINT FIELD GOALS

Season
Career 3 at Drexel (2/23/06)

3-POINT FIELD GOAL ATTEMPTS

Season
Career 4 at Drexel (2/23/06)

FREE THROWS

Season
Career 7 at Hampton (11/22/05)

FREE THROW ATTEMPTS

Season
Career 9 at Hampton (11/22/05)

REBOUNDS

Season
Career 7, Campbell (11/26/05)
7 at Hampton (11/22/05)

ASSISTS

Season
Career 8, Campbell (11/26/05)

STEALS

Season
Career 4 at James Madison (2/11/06)
4 at Longwood (11/28/05)

BLOCKED SHOTS

Season
Career 1, Holy Cross (11/19/05)
1, Tennessee State (12/10/03)

MINUTES

Season
Career 33, Drexel (1/5/06)

24

ADAMPAYTON

Sr. - G - 6-3 - 195 (Burlington, N.J./The Lawrenceville School)

- Led the Tribe in scoring with 20 points on 7-of-11 shooting in the exhibition victory over Division II No. 2 Barton College
- Started 26 of 28 games in 2005-06
- Topped W&M in steals in 2005-06, ranking eighth in the CAA
- Ranked third on the team in assists, while ranking fifth in points per game
- Had a career-high 20 points against Virginia Tech (12/27/05) on 7-of-9 shooting and a perfect 5-of-5 from the free throw line
- Turned in an impressive floor game against Campbell with 13 points, a career-high eight assists and seven rebounds
- The eight assists vs. Campbell were a W&M season-high in 2005-06
- Transferred to W&M from Vanderbilt prior to the 2004-05 season
- Played in 52 games over his two years at Vanderbilt, averaging 1.8 points, 0.5 rebounds and 0.7 assists per game

PAYTON'S 2006-07 GAME-BY-GAME STATISTICS

Date	Opp	Min	FG-A	Pct	3FG-A	Pct	FT-A	Pct	O-D	Tot	PF	A	TO	B	S	Pts
N11	at Kansas St.															
N20	Wagner															
N25	at Holy Cross															
N28	at Navy															
D1	Jacksonville St.															
D2	Cornell or VMI															
D5	Towson															
D8	North Florida															
D22	UMBC															
D28	Hampton															
D31	Richmond															
J3	at GMU															
J6	Northeastern															
J8	at Georgia St.															
J10	VCU															
J13	at Delaware															
J17	GMU															
J20	at Hofstra															
J24	at ODU															
J27	Georgia State															
J29	at VCU															
J31	JMU															
F3	UNCW															
F7	at JMU															
F10	at UNCW															
F14	Drexel															
F17	ESPN BracketBusters															
F21	at Drexel															
F24	ODU															

• Games started

PAYTON'S CAREER STATISTICS

Season	G-GS	Min-Avg	FG-A	Pct	3FG-A	Pct	FT-A	Pct	OR-DR	Reb-Avg	PF-FO	A	TO	Blk	St	Pts-Avg
2002-03†	23-0	179-7.8	10-28	.357	6-12	.500	3-12	.250	0-5	5-0.2	14-0	12	13	0	8	29-1.3
2003-04†	29-0	252-8.7	25-46	.543	5-12	.417	9-18	.500	0-21	21-0.7	14-0	22	25	1	8	64-2.2
2005-06	28-26	675-24.1	70-145	.483	14-30	.467	42-63	.667	23-48	71-2.5	41-1	50	53	1	45	196-7.0
2006-07	0-0	0-0.0	0-0	.000	0-0	.000	0-0	.000	0-0	0-0.0	0-0	0	0	0	0	0-0.0
Career	80-26	1106-13.8	105-219	.479	25-54	.463	54-93	.581	23-74	97-1.2	69-1	84	91	2	61	289-3.6

† at Vanderbilt

PAYTON'S CAA STATISTICS

Season	G-GS	Min-Avg	FG-A	Pct	3FG-A	Pct	FT-A	Pct	OR-DR	Reb-Avg	PF-FO	A	TO	Blk	St	Pts-Avg
2005-06	18-17	413-22.9	36-86	.419	8-20	.400	15-24	.625	14-26	40-2.2	28-1	28	33	0	24	95-5.3
2006-07	0-0	0-0.0	0-0	.000	0-0	.000	0-0	.000	0-0	0-0.0	0-0	0	0	0	0	0-0.0
Career	18-17	413-22.9	36-86	.419	8-20	.400	15-24	.625	14-26	40-2.2	28-1	28	33	0	24	95-5.3

25

CHRIS STRATTON

Jr. - F - 6-6 - 205 (Burke, Va./Lake Braddock)

- Walk on forward from Burke, Va.
- Appeared in nine games, averaging 0.3 points and 0.7 rebounds per game in 2005-06
- Notched a season-high two points in six minute of action at Towson (12/3/05)
- Pulled down a season-high three rebounds in the season-opening victory over Maine (11/18/05)
- Played in 14 games and earned first career start against Hofstra (1/31/05) as a freshman
- Scored a career-high four points against Longwood (12/1/04)
- Pulled down four rebounds, including three offensive, at UNC Greensboro (12/20/04)

SINGLE-GAME HIGHS	
POINTS	
Season	
Career	4, Longwood (12/1/04)
FIELD GOALS	
Season	
Career	1, five times, most recently vs. Old Dominion (3/5/05)
FIELD GOAL ATTEMPTS	
Season	
Career	3 at UNC Greensboro (12/20/04)
3-POINT FIELD GOALS	
Season	
Career	None
3-POINT FIELD GOAL ATTEMPTS	
Season	None
Career	1 at George Mason (1/29/05)
FREE THROWS	
Season	
Career	2, Longwood (12/1/04)
FREE THROW ATTEMPTS	
Season	
Career	2, Hofstra (2/20/06)
REBOUNDS	
Season	
Career	4 at UNC Greensboro (12/20/04)
ASSISTS	
Season	
Career	1, three times, most recently at Old Dominion (2/9/06)
STEALS	
Season	
Career	1, three times, most recently Hofstra (2/20/06)
BLOCKED SHOTS	
Season	
Career	1, Hofstra (2/20/06)
MINUTES	
Season	
Career	18 at Hofstra (1/31/05)

STRATTON'S 2006-07 GAME-BY-GAME STATISTICS

Date	Opp	Min	FG-A	Pct	3FG-A	Pct	FT-A	Pct	O-D	Tot	PF	A	TO	B	S	Pts
N11	at Kansas St.															
N20	Wagner															
N25	at Holy Cross															
N28	at Navy															
D1	Jacksonville St.															
D2	Cornell or VMI															
D5	Towson															
D8	North Florida															
D22	UMBC															
D28	Hampton															
D31	Richmond															
J3	at GMU															
J6	Northeastern															
J8	at Georgia St.															
J10	VCU															
J13	at Delaware															
J17	GMU															
J20	at Hofstra															
J24	at ODU															
J27	Georgia State															
J29	at VCU															
J31	JMU															
F3	UNCW															
F7	at JMU															
F10	at UNCW															
F14	Drexel															
F17	ESPN BracketBusters															
F21	at Drexel															
F24	ODU															

* Games started

STRATTON'S CAREER STATISTICS

Season	G-GS	Min-Avg	FG-A	Pct	3FG-A	Pct	FT-A	Pct	OR-DR	Reb-Avg	PF-FO	A	TO	Blk	St	Pts-Avg
2004-05	14-1	82-5.9	5-9	.556	0-1	.000	2-2	1.000	7-7	14-1.0	6-0	2	5	0	1	12-0.9
2005-06	9-0	24-2.7	1-3	.333	0-0	.000	1-2	.500	2-4	6-0.7	1-0	1	1	1	2	3-0.3
2006-07	0-0	0-0.0	0-0	.000	0-0	.000	0-0	.000	0-0	0-0.0	0-0	0	0	0	0	0-0.0
Career	23-1	106-4.6	6-12	.500	0-1	.000	3-4	.750	9-11	20-0.9	7-0	3	6	1	3	15-0.7

STRATTON'S CAA STATISTICS

Season	G-GS	Min-Avg	FG-A	Pct	3FG-A	Pct	FT-A	Pct	OR-DR	Reb-Avg	PF-FO	A	TO	Blk	St	Pts-Avg
2004-05	7-1	51-7.3	2-3	.667	0-1	.000	0-0	.000	2-3	5-0.7	6-0	0	2	0	1	4-0.6
2005-06	8-0	18-2.3	1-2	.500	0-0	.000	1-2	.500	0-3	3-0.4	1-0	1	1	1	2	3-0.4
2006-07	0-0	0-0.0	0-0	.000	0-0	.000	0-0	.000	0-0	0-0.0	0-0	0	0	0	0	0-0.0
Career	15-1	69-4.6	3-5	.600	0-1	.000	1-2	.500	2-6	8-0.5	7-0	1	3	1	3	7-0.5

SINGLE-GAME HIGHS

POINTS

Season
Career

FIELD GOALS

Season
Career

FIELD GOAL ATTEMPTS

Season
Career

3-POINT FIELD GOALS

Season
Career

3-POINT FIELD GOAL ATTEMPTS

Season
Career

FREE THROWS

Season
Career

FREE THROW ATTEMPTS

Season
Career

REBOUNDS

Season
Career

ASSISTS

Season
Career

STEALS

Season
Career

BLOCKED SHOTS

Season
Career

MINUTES

Season
Career

31

MATT McFADDEN

Fr. - G - 6-2 - 175 (Medford, N.J./Shawnee)

- Played 13 minutes and finished with three points and a rebound in W&M's exhibition win over Barton College
- A four-year letterwinner and a three-time team captain as a shooting and point guard at Shawnee
- Earned All-Olympic Conference honors as a junior and senior
- A Second-Team All-Group 4 selection
- Averaged 15.1 points, 4.4 assists and 2.3 rebounds as a senior after averaging 13 points, five assists, four rebounds and 2.5 steals per game as a junior
- Led Shawnee to the South Jersey Group 4 Championship and to the semifinals of the state tournament
- Father, John McFadden, played four years of basketball at Rutgers

McFADDEN'S 2006-07 GAME-BY-GAME STATISTICS

Date	Opp	Min	FG-A	Pct	3FG-A	Pct	FT-A	Pct	O-D	Tot	PF	A	TO	B	S	Pts
N11	at Kansas St.															
N20	Wagner															
N25	at Holy Cross															
N28	at Navy															
D1	Jacksonville St.															
D2	Cornell or VMI															
D5	Towson															
D8	North Florida															
D22	UMBC															
D28	Hampton															
D31	Richmond															
J3	at GMU															
J6	Northeastern															
J8	at Georgia St.															
J10	VCU															
J13	at Delaware															
J17	GMU															
J20	at Hofstra															
J24	at ODU															
J27	Georgia State															
J29	at VCU															
J31	JMU															
F3	UNCW															
F7	at JMU															
F10	at UNCW															
F14	Drexel															
F17	ESPN BracketBusters															
F21	at Drexel															
F24	ODU															

• Games started

McFADDEN'S CAREER STATISTICS

Season	G-GS	Min-Avg	FG-A	Pct	3FG-A	Pct	FT-A	Pct	OR-DR	Reb-Avg	PF-FO	A	TO	Blk	St	Pts-Avg
2006-07	0-0	0-0.0	0-0	.000	0-0	.000	0-0	.000	0-0	0-0.0	0-0	0	0	0	0	0-0.0
Career	0-0	0-0.0	0-0	.000	0-0	.000	0-0	.000	0-0	0-0.0	0-0	0	0	0	0	0-0.0

McFADDEN'S CAA STATISTICS

Season	G-GS	Min-Avg	FG-A	Pct	3FG-A	Pct	FT-A	Pct	OR-DR	Reb-Avg	PF-FO	A	TO	Blk	St	Pts-Avg
2006-07	0-0	0-0.0	0-0	.000	0-0	.000	0-0	.000	0-0	0-0.0	0-0	0	0	0	0	0-0.0
Career	0-0	0-0.0	0-0	.000	0-0	.000	0-0	.000	0-0	0-0.0	0-0	0	0	0	0	0-0.0

45

COREY COFIELD

Sr. - F - 6-5 - 245 (Newton, Mass./Roxbury Latin)

- Logged 21 minutes and finished with seven points, four rebounds and three assists against Barton College
- Topped W&M in rebounding and field-goal percentage for the second straight season in 2005-06 with 4.7 per contest and .554 (112-of-202), respectively
- His .554 field-goal percentage ranked sixth in school history, behind his .563 percentage of 2003-04
- Became the 14th player in W&M history to garner 1,000 points and 500 rebounds during his career
- Career field-goal percentage of .530 (357-of-674) ranks sixth in W&M history
- One of 28 players to score 1,000 points in his career, ranking 25th at 1,039 points
- Notched his 12th career double-double with 19 points and 11 rebounds at Northeastern (2/2/06)
- A Third-Team All-CAA selection in 2003-04 and in 2004-05
- 2004 CAA Rookie of the Year
- Named MVP of the W&M Tip-Off Classic in 2004, and garnered CAA Player of the Week honors following the performance
- His .804 free throw percentage in 2004-05 ranked as the 17th-best in school history, while his 144 free throws during his sophomore season was the 10th-best total

SINGLE-GAME HIGHS

POINTS
Season
Career 27 at VCU (2/23/05)

FIELD GOALS
Season
Career 10 at Hofstra (1/24/04)

FIELD GOAL ATTEMPTS
Season
Career 18 at Northeastern (2/2/06)

3-POINT FIELD GOALS
Season
Career None

3-POINT FIELD GOAL ATTEMPTS
Season
Career None

FREE THROWS
Season
Career 13 at VCU (2/23/05)

FREE THROW ATTEMPTS
Season
Career 17, Delaware (2/11/04)

REBOUNDS
Season
Career 13, three times, most recently at Towson (2/26/05)

ASSISTS
Season
Career 4, Towson (2/18/04)
4 at Virginia (1/5/04)

STEALS
Season
Career 3, three times, most recently James Madison (2/16/05)

BLOCKED SHOTS
Season
Career 3 at UNC Greensboro (12/20/04)

MINUTES
Season
Career 40, George Mason (2/12/05)

COFIELD'S 2006-07 GAME-BY-GAME STATISTICS

Date	Opp	Min	FG-A	Pct	3FG-A	Pct	FT-A	Pct	O-D	Tot	PF	A	TO	B	S	Pts
N11	at Kansas St.															
N20	Wagner															
N25	at Holy Cross															
N28	at Navy															
D1	Jacksonville St.															
D2	Cornell or VMI															
D5	Towson															
D8	North Florida															
D22	UMBC															
D28	Hampton															
D31	Richmond															
J3	at GMU															
J6	Northeastern															
J8	at Georgia St.															
J10	VCU															
J13	at Delaware															
J17	GMU															
J20	at Hofstra															
J24	at ODU															
J27	Georgia State															
J29	at VCU															
J31	JMU															
F3	UNCW															
F7	at JMU															
F10	at UNCW															
F14	Drexel															
F17	ESPN BracketBusters															
F21	at Drexel															
F24	ODU															

COFIELD'S CAREER STATISTICS

Season	G-GS	Min-Avg	FG-A	Pct	3FG-A	Pct	FT-A	Pct	OR-DR	Reb-Avg	PF-FO	A	TO	Blk	St	Pts-Avg
2003-04	28-21	782-27.9	126-224	.563	0-0	.000	118-186	.634	72-113	185-6.6	61-0	37	70	9	29	370-13.2
2004-05	29-27	833-28.7	119-248	.480	0-0	.000	144-179	.804	79-121	200-6.9	72-3	26	88	17	21	382-13.2
2005-06	28-15	625-22.3	112-202	.554	0-0	.000	63-92	.685	61-71	132-4.7	56-1	28	57	5	25	287-10.3
2006-07	0-0	0-0.0	0-0	.000	0-0	.000	0-0	.000	0-0	0-0.0	0-0	0	0	0	0	0-0.0
Career	85-63	2240-26.4	357-674	.530	0-0	.000	325-457	.711	212-305	517-6.1	189-4	91	215	31	75	1039-12.1

COFIELD'S CAA STATISTICS

Season	G-GS	Min-Avg	FG-A	Pct	3FG-A	Pct	FT-A	Pct	OR-DR	Reb-Avg	PF-FO	A	TO	Blk	St	Pts-Avg
2003-04	18-16	565-31.4	92-164	.561	0-0	.000	89-133	.669	49-86	135-7.5	40-0	24	54	7	20	273-15.2
2004-05	18-16	532-29.6	81-167	.485	0-0	.000	100-123	.813	55-74	129-7.2	44-1	18	61	9	17	262-14.6
2005-06	18-11	390-21.7	60-116	.517	0-0	.000	38-56	.679	36-39	75-4.2	29-0	19	30	3	20	158-8.8
2006-07	0-0	0-0.0	0-0	.000	0-0	.000	0-0	.000	0-0	0-0.0	0-0	0	0	0	0	0-0.0
Career	54-43	1487-27.5	233-447	.521	0-0	.000	227-312	.728	140-199	339-6.3	113-1	61	145	19	57	693-12.8

THE LAST TIME...

TEAM

Played AP No. 1 team: at #1 Duke, L - 97-61, 12/30/91
 Defeated team ranked 2-10 by AP: vs. #2 North Carolina, 78-75, 12/7/77
 Defeated A.P. top 25 on the road: at #8 West Virginia, 89-76, 3/3/61

W&M INDIVIDUALS

Had a double-double: Corey Cofield (19 pts., 11 rebs.) at Northeastern, 2/2/06
 Had 30-plus points and 10-plus rebounds: Jeff Cohen (49 pts., 31 rebs.) vs. Richmond, 2/25/61
 Four players in double figures: Calvin Baker (18), Corey Cofield (15), Laimis Kiselius (14) and Taylor Mokris (11) vs. Georgia State, 2/4/06
 Five players in double figures: Brian Hutt (13), Corey Cofield (12), Calvin Baker (11), Laimis Kiselius (10) and Taylor Mokris (10) at James Madison 2/11/06
 Scored 30-39 points: Adam Hess (36) at Drexel, 2/7/04
 Scored 40-49 points: Jeff Cohen (49) vs. Richmond, 2/25/61
 Two or more players score 20-29 points in the same game: Nick D'Antoni (25) and Nathan Mann (25) vs. George Mason, 2/12/05
 Perfect at FT line (10 att.): Adam Hess (12-12) vs. VCU, 1/18/03
 Had 15-19 Rebounds: Adam Hess (15) at VCU, 2/25/02
 Had 10 or more assists: Nick D'Antoni (11) at George Mason, 1/31/04
 Had 6 or more steals: Adam Hess (6) at George Mason, 1/31/04
 Had 5 or more blocked shots: David Cully (10) vs. George Mason, 2/26/96

OPPONENT INDIVIDUALS

Had a double-double: Harding Nana (12 pts., 11 rebs.), Delaware, 2/15/06)
 Four players in double figures: Loren Stokes (19 pts.), Antoine Aguido (16) Aurimas Kieza, Adrian Uter (14), Hofstra, 2/20/06
 Five players in double figures: Jose Juan Barea (17 pts.), Shawn James, Adrian Martinez (13), Bennett Davis, Aaron Davis (11), Northeastern, 2/2/06
 Scored 30-39 points: Nick George (36 pts.), VCU, 2/23/05
 Two or more players score 20-29 points in the same game: Jerrell Dinkins (22), John Zito (20), UMBC, 12/17/05
 Perfect at FT line (10 att.): Bill Mayew (14-14), UNC-Wilmington, 1/29/97
 Had 15-19 Rebounds: Rick Edwards and Eric Poole (15 Rebs.), Richmond, 2/8/97
 Had 10 or more assists: Torey Thomas (10), Holy Cross, 11/19/05
 Had 6 or more steals: John Goldsberry (6), UNC Wilmington, 1/7/06
 Had 5 or more blocked shots: Shawn James (8), Northeastern, 2/2/06

W&M FIELD GOAL SHOOTING

Shot 50 percent or better: .633 vs. Georgia State, 2/4/06
 Shot 60 percent or better: .633 vs. Georgia State, 2/4/06
 Made 30-39 field goals: 31 vs. Georgia State, 2/4/06
 Attempted 60-69 field goals: 63 at James Madison, 2/11/06
 Attempted 70-79 field goals: 72 at Northeastern, 2/2/06
 Attempted 80-89 field goals: 84 vs. George Mason, 2/12/05

OPPONENT FIELD GOAL SHOOTING

Shot 50 percent or better: .556, VCU, 2/25/06
 Shot 60 percent or better: .614, George Mason, 1/29/05
 Made 30-39 field goals: 32, Hofstra, 2/20/06
 Attempted 60-69 field goals: 62, Northeastern, 2/2/06
 Attempted 70-79 field goals: 71, Old Dominion, 2/9/06
 Attempted 80-89 field goals: 80, VCU, 1/18/03)

W&M THREE-POINT SHOOTING

Shot 50 percent or better: .500 vs. UNC-Greensboro, 12/21/05
 Shot 60 percent or better: .750 vs. Old Dominion, 2/16/01
 Shot 70-79 percent: .750 vs. Old Dominion, 2/17/01
 Made 10-14 3-point field goals: 13 vs. George Mason, 2/12/05
 Attempted 20-29 3-point field goals: 20 vs. Delaware, 2/15/06
 Attempted 30-39 3-point field goals: 34 at Radford, 11/24/03

OPPONENT THREE-POINT SHOOTING

Shot 50 percent or better: .500 at George Mason, 1/26/06
 Shot 60 percent or better: .692 vs. George Mason, 1/12/06
 Made 10-14 3-point field goals: 10 vs. James Madison, 1/28/06
 Made 15 or more 3-point field goals: 17 at VCU, 2/19/03
 Attempted 20-29 3-point field goals: 20 vs. VCU 2/25/06
 Attempted 30-39 3-point field goals: 35 vs. Campbell, 11/26/05

W&M FREE THROW SHOOTING

Shot 80 percent or better: .900 vs. Hofstra, 2/20/06
 Shot 90 percent or better: .900 vs. Hofstra, 2/20/06
 Shot 100 percent: 1.000 at Drexel, 2/7/04
 Made 20-29 free throws: 23 vs. James Madison, 1/28/06
 Made 30-39 free throws: 32 vs. Hartford, 11/19/04
 Attempted 10 or fewer free throws: 10 vs. Hofstra, 2/20/06
 Attempted 30-39 free throws: 37 vs. Old Dominion, 1/21/06
 Attempted 40-49 free throws: 41 vs. Hartford, 11/19/04

OPPONENT FREE THROW SHOOTING

Shot 80 percent or better: .889 vs. VCU, 3/3/06
 Shot 90 percent or better: .923 vs. Delaware, 2/15/06
 Shot 100 percent: 1.000 at George Mason, 1/26/06
 Made 20-29 free throws: 21 vs. VCU, 2/25/06
 Made 30-39 free throws: 32 at George Mason, 1/3/02
 Attempted 10 or fewer free throws: 8 at Old Dominion, 2/9/06
 Attempted 30-39 free throws: 33 vs. Georgia State, 2/4/06
 Attempted 40-49 free throws: 42 at George Mason, 1/3/02

THE LAST TIME...

W&M SCORING

Scored 80 or more points: 90 vs. Georgia State, 2/4/06
 Scored 90 or more points: 90 vs. Georgia State, 2/4/06
 Scored 100 or more points: 101 vs. Elon, 12/22/98

OPPONENT SCORING

Scored 80 or more points: 82 vs. Hofstra, 2/20/06
 Scored 90 or more points: 91 at VCU, 2/23/05
 Scored 100 or more points: 104 vs. George Mason, 2/12/05

W&M REBOUNDING

Had 40 or more rebounds: 40 at Drexel, 2/23/06
 Had 50 or more rebounds: 51 vs. Maine, 11/18/06

OPPONENT REBOUNDING

Had 40 or more rebounds: 40 at Old Dominion, 2/9/06
 Had 50 or more rebounds: 50 at Hawaii, 11/26/99

W&M ASSISTS

Had 20 or more assists: 25 vs. Georgia State, 2/4/06

OPPONENT ASSISTS

Had 20 or more assists: 20 vs. Hofstra, 2/20/06

W&M STEALS

Had 10 or more steals: 10 vs. UNC-Greensboro, 12/21/05
 Had 15 or more steals: 19 at Virginia Tech, 12/23/03

OPPONENT STEALS

Had 10 or more steals: 12 vs. VCU, 3/3/06
 Had 15 or more steals: 19 at Towson, 12/3/05

MISCELLANEOUS

TWO W&M PLAYERS HAD A DOUBLE-DOUBLE IN THE SAME GAME:
 Adam Hess (23 pts., 10 rebs.) and Zeb Cope (11 pts., 11 rebs.)
 vs. Towson, 3/5/04

W&M PLAYER LED THE TEAM IN POINTS, REBOUNDS AND ASSISTS IN THE SAME GAME:

Edwin Ofori Attah (21 points, 6 rebounds, 2 assists) at James Madison, 1/12/05

W&M PLAYED 2OT:

vs. George Mason, 2/12/05 (L, 104-99)

W&M PLAYED 3OT:

vs. Virginia Tech, 1/21/81 (W 48-46)

W&M PLAYED 4OT:

Never

W&M SHOT 60 PERCENT FROM THE FLOOR IN A HALF:

.600 (Overtime) vs. Delaware, 2/15/06

W&M SHOT 70 PERCENT FROM THE FLOOR IN A HALF:

.739 (2nd Half) vs. Georgia State, 2/4/06

W&M Shot less than 30 percent from the floor in a half:

.250 (1st Half) at Georgia State, 1/14/06

W&M OVERCAME A DEFICIT IN THE FINAL FIVE MINUTES TO WIN A GAME:

Overcame 66-59 deficit to win 72-70 at James Madison, 2/11/06