

2006-07

# Tribe

MEN'S BASKETBALL

MEN'S BASKETBALL CONTACT/ASSOCIATE DIRECTOR: KRIS SEARS - PHONE: 757-221-3368 - EMAIL: KASEAR@WM.EDU - FAX: 757-221-3412

**NORTHEASTERN HUSKIES (3-10, 1-1 CAA)**

VS.

**WILLIAM AND MARY TRIBE (8-4, 1-1 CAA)**

Jan. 6, 2007 • 12:00 PM • CN8/WSKY-TV  
Kaplan Arena (8,600)  
Williamsburg, Va.

### W&M LOOKS TO CONTINUE WINNING WAYS

The William and Mary men's basketball team will look to continue its five-game winning streak when it hosts the Northeastern Huskies on Jan. 6 at Kaplan Arena. The game will be televised live on the Comcast Network, CN8, and on Hampton Roads WSKY-TV Channel 4 with Scott Graham (play-by-play) and Rob Kennedy (color) on the call.

The Tribe is coming off an impressive road victory over 2006 NCAA Final Four participant George Mason, 67-63, on Jan. 3. Junior guard Nathan Mann led the way for the Tribe with 14 points, including 11 in the first half, while senior guard Adam Payton had 12 points and a career and game-high nine rebounds. The Tribe dominated the boards against the Patriots with a 36-24 advantage, including a 13-3 cushion on the offensive end. Northeastern dropped its first CAA game of the year, falling 73-67, to Old Dominion on Jan. 3. It was the Huskies fourth straight loss.

The game can be heard live over the Tribe Radio Network with Jay Colley, Bill McDonald and Charlie Woollum on the call. The contest also can be followed live over the Internet at [TribeAthletics.com](http://TribeAthletics.com).

### STORY LINES

- W&M will look to extend its winning streak to six, which would be the longest such streak since a pair of seven-game stretches during the 1997-98 season.

- The Tribe will attempt to continue its strong performance on the boards. Over the last two games, W&M has outrebounded its foes by an average of 13 rebounds.

### PROBABLE STARTING LINEUPS

#### WILLIAM AND MARY TRIBE

Pos.	No.	Name	Ht.	Wt.	Cl./El.	PPG	APG	RPG	Other
G	2	David Schneider	6-3	175	Fr./Fr.	10.4	3.3	2.9	1.6 SPG
G	11	Nathan Mann	6-2	190	Jr./Jr.	8.0	2.1	3.4	
G	24	Adam Payton	6-3	195	5th/Sr.	11.6	1.6	4.3	.829 FT%
F	13	Laimis Kisielius	6-8	210	Jr./Jr.	12.9	2.4	3.8	.485 3FG%
F	15	Peter Stein	6-9	225	So./So.	4.3	1.3	3.5	.677 FG%

#### NORTHEASTERN HUSKIES

Pos.	No.	Name	Ht.	Wt.	Cl./El.	PPG	APG	RPG	Other
F	14	Bennet Davis	6-9	220	Sr./Sr.	14.5	1.8	7.6	2.5 BPG
F	24	Eugene Spates	6-8	215	So./So.	7.5	0.5	3.3	
G	11	Adrian Martinez	6-2	185	5th/Sr.	10.8	2.9	2.0	.419 FG%
G	23	Matt Janning	6-4	165	Fr./Fr.	10.7	2.2	3.2	
G	22	Bobby Kelly	6-3	185	Sr./Sr.	9.0	2.3	3.5	1.5 SPG

### 2006-07 W&M MEN'S BASKETBALL SCHEDULE

Overall: 8-4 Home: 7-1 Away: 1-3 Conference: 1-1

#### NOVEMBER

1	BARTON COLLEGE (exh.)	W, 85-73
11	at Kansas State	L, 60-70
20	WAGNER	W, 77-53
25	at Holy Cross	L, 57-66
28	at Navy	L, 63-79

#### DECEMBER

#### 2006 W&M TIP-OFF CLASSIC (WILLIAMSBURG, VA.)

1	Cornell vs. VMI	Cornell, 99-94
1	JACKSONVILLE STATE	W, 59-56
2	Jacksonville State vs. VMI	Jacksonville State, 87-85
2	CORNELL	W, 73-68 (OT)
5	TOWSON * (TV - CSN-MA; CSN-P)	L, 60-73
8	NORTH FLORIDA	W, 61-44
22	UMBC	W, 70-58
28	HAMPTON	W, 72-67
31	RICHMOND	W, 61-53

#### JANUARY

3	at George Mason *	W, 67-63
6	NORTHEASTERN (TV - CN8) *	12 PM
8	at Georgia State *	6 PM
10	VIRGINIA COMMONWEALTH *	7 PM
13	at Delaware *	7 PM
16	GEORGE MASON (TV - ESPN Regional) *	7 PM
20	at Hofstra *	4 PM
24	at Old Dominion *	7 PM
27	GEORGIA STATE *	7 PM
29	at Virginia Commonwealth *	7:30 PM
31	JAMES MADISON *	7 PM

#### FEBRUARY

3	UNC WILMINGTON * (TV - UNCW-TV)	7 PM
7	at James Madison *	7 PM
10	at UNC Wilmington *	7 PM
14	DREXEL *	7 PM
17	ESPN BracketBusters (Away)	
21	at Drexel *	7:30 PM
24	OLD DOMINION *	2 PM

#### MARCH

2	CAA Tournament First Round (Richmond, Va.)
3	CAA Tournament Quarterfinals (Richmond, Va.)
4	CAA Tournament Semifinals (Richmond, Va.)
5	CAA Tournament Final (Richmond, Va.)

\* Colonial Athletic Association game

CSN-MA - Comcast SportsNet Mid-Atlantic

CSN-P - Comcast SportsNet Philadelphia

## MEDIA INFORMATION

### WILLIAM AND MARY SPORTS INFORMATION

Kris Sears, Assoc. Director (MBK Contact)  
 Office: (757) 221-3368  
 Cell: (765) 860-1205  
 E-mail: kasear@wm.edu  
 Fax: (757) 221-3412  
 Website: www.TribeAthletics.com

### CAA TELEPHONIC PRESS CONFERENCES

Members of the media are invited to participate in the CAA's weekly telephonic press conference series. The first call will occur on Jan. 2, continuing each Tuesday morning through Feb. 27. CAA coaches will be available to answer questions beginning at 10 AM. The weekly lineup is listed below. The phone number to take part in the call is **888-677-9010**. Members of the media should contact **Rob Washburn (804-754-1616)** at the CAA office for the password to access the call.

10:00	Tom Pecora (Hofstra)
10:10	Bill Coen (Northeastern)
10:20	Anthony Grant (VCU)
10:30	Blaine Taylor (Old Dominion)
10:40	<b>Tony Shaver (William and Mary)</b>
10:50	Brad Brownell (UNC Wilmington)
11:00	Dean Keener (James Madison)
11:10	Jim Larranaga (George Mason)
11:20	Pat Kennedy (Towson)
11:30	Monte Ross (Delaware)
11:40	Bruiser Flint (Drexel)
11:50	Michael Perry (Georgia State)

### WILLIAM AND MARY RADIO NETWORK

Teaming up once again to call all the action of Tribe basketball over the airwaves will be **Jay Colley, Charlie Woollum** and **Bill McDonald**.

The flagship stations for the radio network are WYTD, 92.3 FM, and WBACH, 107.9 FM. W&M games can be heard on all of the following stations:

WYTD (92.3 FM)	Williamsburg
WBACH (107.9 FM)	Williamsburg
WCLM (1450 AM)	Richmond
WBRG (1050 AM)	Lynchburg

Tribe basketball games can also be heard live via the Internet. Go to the W&M website: **www.TribeAthletics.com** and click on the "Live Audio" link for more information.

### ON THE INTERNET

For complete coverage of all 23 of William and Mary's teams on the Internet, go to **www.TribeAthletics.com**. The official site of Tribe athletics features the most recent press releases, statistics and schedule information, as well as the latest basketball game notes and season updates.

### VIA CELL PHONE

Fans can have final scores for all W&M sports sent as a text message to a cell phone. "eSCORES" is a free service available from Stretch Internet, the Tribe's Internet broadcast partner. To sign up for this service, go to the W&M web site: **www.TribeAthletics.com** and click on the "eSCORES" link at the top of the page.

## SCOUTING NORTHEASTERN

After finishing last season ranked No. 88 in the RPI with a 19-11 overall record, the Huskies have struggled in the early going to 2006-07. Northeastern is 3-10 on the year and 1-1 in the CAA, but have lost five of its last six. Seven of the Huskies' 10 losses have come on the road, where NU is winless.

The Huskies record can be a bit deceiving though as they have played the likes of nationally known programs such as Syracuse, Pittsburgh, UConn, Louisville and Boston College. NU owns victories over Boston University (73-54), UNC-Wilmington (58-51) and New Hampshire (51-41).

Bennett Davis leads the Huskies in scoring at 14.5 points per game. He also tops the team in rebounds per game at 7.6 to go along with 2.5 blocks per contest. Davis is hitting on 41.3 percent from the floor and 46.4 percent from 3-point range. Adrian Martinez and Matt Janning also average in double figures for the Huskies. Martinez is second on the team at 10.8 points per game, followed closely by Janning at 10.7. Martinez tops NU in assists at 2.9 per contest.

Northeastern has struggled offensively in 2006-07. The Huskies rank last in the CAA in points per game (58.7) and field goal percentage (37.8 percent). NU is under the direction of first-year head coach Bill Coen.

The Tribe and Huskies met for the first time last season. Northeastern defeated W&M, 84-69, in Boston. Corey Cofield led the way for the Tribe with a double-double on 19 points and 11 rebounds. Nathan Mann came off the bench to pour in 13, including a trio of 3-point field goals.

## RECAPPING GEORGE MASON

The Tribe opened up its conference road schedule with an upset of 2006 NCAA Final Four participant George Mason, 67-63, at the Patriot Center. W&M snapped the Patriot's 14-game home conference winning streak on the way to its fifth straight win. The victory was powered by the Tribe's work on the boards, as the College out rebounded the Patriots, 36-24, including 13-3 on the offensive end. William and Mary has now won five straight contests and seven of its last eight, overall.

Junior guard Nathan Mann broke out of a recent slump by leading the Tribe with 14 points, including four, 3-point field goals. Senior guard Adam Payton scored 12 points, including 10 in the second half, to go along with a team-high nine rebounds. Payton personally out rebounded George Mason on the offensive end with four compared to GMU's three.

Sophomore Alex Smith continued his tear off the bench with 11 points and four rebounds. Freshman point guard David Schneider had 10 points to go along with four assists. Junior forward Laimis Kisielius turned in a solid all-around game with nine points, eight rebounds and career-high five assists.

In the first half, following the first media timeout, the Patriots scored seven-straight points, including a trey from the left wing by Gabe Norwood to open an 11-4 lead. The spurt prompted a Tribe timeout and W&M responded with a 9-0 run to take its first lead of the contest at 13-11. All the points in the run came courtesy of three pointers, as Smith converted a conventional 3-point play in the post, before Schneider and junior guard Kyle Carrabine connected from opposite wings, giving W&M the lead.

It was the Nathan Mann show during the closing minutes of the first half, as he scored 11 of W&M's final 18 points in the opening half, including a trio of 3-point field goals. The Tribe used an 11-2 run to open its largest advantage of the first half at 31-26, following another 3-point play from Smith with 2:15 remaining. The Patriots closed the half on a seven-point run, including back-to-back buckets from John Vaughan, to head to the locker room with a 33-31 cushion.

Kisielius scored the first four points of the second half. The Tribe opened the half by running a perfect backdoor cut, as Schneider fed a cutting Kisielius. Following a pair of free throws from the junior forward, W&M led 35-33. The two teams traded baskets, before another conventional 3-point play on the block by Smith once again pushed the W&M lead to 41-36.

George Mason pulled to within two at 46-44, thanks in large part to 5-of-6 from the free throw line by Thomas. The College once again responded. Mann connected on a trey from the left corner, before an Adam Payton steal and transition bucket pushed the Tribe lead to seven, 51-44, and prompted a GMU timeout.

With W&M leading, 57-51, the Patriots scored six straight points to tie the contest. Dre Smith scored three straight, before Thomas capped the run with a 3-point play.

W&M countered was four-point streak of its own to retake the lead. Smith pulled down and offensive board, and Schneider hit a jumper with his foot on the line from the left wing, giving W&M a 59-57 lead. The cushion went up to four as Payton scored on a post up along the right block.

With under a minute remaining, Mann's 3-point attempt from the left wing, narrowly rimmed out on a shot that would have put the Tribe up six at 66-60 with 39 seconds left. The Patriots missed on their attempt to draw even as Campbell threw up a wild attempt from the right wing that hit off the shot clock. The Patriots were forced to foul and Payton stepped the free throw line and converted on both to put W&M back up five.

Campbell cut the lead back to two points as he converted a conventional 3-point play. Amidst the George Mason full court press, Mann broke free and found sophomore forward Peter Stein for an easy lay-up to provide the final margin, 67-63.

### KNOCKING FINAL FOUR FOES

The Tribe defeated 2006 NCAA Final Four participant George Mason, 67-63, on Jan. 3, marking the fifth time in school history that the College defeated a Final Four participant from the previous season. The Tribe also accomplished the feat with wins over N.C. State during the 1950-51 season, West Virginia during the 1959-60 season, North Carolina during the 1977-78 season and Virginia during the 1984-85 campaign. In total, W&M has played 17 contests against teams that advanced to the NCAA Final Four the previous season.

The victory for the 2006-07 version of the Tribe was the first to pull the trick on the road. The previous four wins all came in contests considered home games, while W&M downed the Patriots in Fairfax, Va. The win over George Mason was also the first over a Final Four participant since the NCAA Tournament field expanded to 64. The 1984 NCAA Tournament was the final event with a 48-team field. The Tribe's victories over N.C. State in 1951 and West Virginia in 1960 were both played in Norfolk, Va., but both were considered home games.

When George Mason travels to Williamsburg for its second game of 2007 against the Tribe, it will mark the fifth time Final Four participant from the previous season to play W&M in Williamsburg. The College is 2-2 all-time in those meetings.

#### 1950-51

W&M beat N.C. State, 88-78, in Norfolk, Va., on Feb. 3, 1951\*  
N.C. State went to the 1950 Final Four

#### 1959-60

W&M beat West Virginia, 94-86, in Norfolk, Va., on Jan. 30, 1960\*  
West Virginia went to the 1959 Final Four

#### 1977-78

W&M beat North Carolina, 78-75, in Williamsburg on Dec. 7, 1977  
North Carolina went to the 1977 Final Four

#### 1984-85

W&M beat Virginia, 54-53, in Williamsburg on Dec. 4, 1984  
Virginia went to the 1984 Final Four

#### 2006-07

W&M beat George Mason, 67-63, in Fairfax, Va. on Jan. 3, 2007  
George Mason went to the 2006 Final Four

\* - considered a home game despite being played in Norfolk, Va.

### ENDING STREAKS

The Tribe's victory at George Mason on Jan. 3 brought an end to a number of streaks. The win snapped an eight-game winning streak in the series for George Mason, and marked the first Tribe victory in Fairfax, Va., since the 1997-98 season. The Tribe also snapped George Mason's 14-game home conference winning streak that span nearly two years.

## TALE OF THE TAPE

**SERIES HISTORY**.....NU leads, 1-0  
**LAST MEETING** .....NU won, 84-69 (2/2/06)

<b>OVERALL STATS</b>	<b>W&amp;M</b>	<b>NU</b>
Points Per Game	65.0	58.7
Opp. Points Per Game	62.5	67.9
Scoring Differential	+2.5	-9.2
Field Goal Percentage	.433	.378
Opp. Field Goal Percentage	.415	.444
3-Point Percentage	.325	.325
Opp. 3-Point Percentage	.264	.340
Free Throw Percentage	.669	.639
Opp. Free Throw Percentage	.659	.707
Rebounds Per Game	33.8	29.5
Off. Rebounds Per Game	10.8	8.8
Def. Rebounds Per Game	23.0	20.7
Opp. Rebounds Per Game	33.3	40.6
Opp. Off. Reb. Per Game	11.3	13.0
Opp. Def. Reb. Per Game	22.0	27.6
Rebound Differential	+0.5	-11.2
Assists Per Game	13.6	11.8
Opp. Assists Per Game	12.5	14.4
Turnovers per game	15.5	13.2
Opp. Turnovers per game	14.6	14.2
Blocks Per Game	2.0	4.1
Opp. Blocks Per Game	2.6	2.7
Steals Per Game	5.8	5.3
Opp. Steals Per Game	7.3	6.2
<b>CONFERENCE STATS</b>	<b>W&amp;M</b>	<b>NU</b>
Points Per Game	63.5	62.5
Opp. Points Per Game	68.0	62.0
Scoring Differential	-4.5	+0.5
Field Goal Percentage	.391	.345
Opp. Field Goal Percentage	.495	.409
3-Point Percentage	.288	.319
Opp. 3-Point Percentage	.256	.182
Free Throw Percentage	.813	.667
Opp. Free Throw Percentage	.806	.824
Rebounds Per Game	31.0	28.5
Off. Rebounds Per Game	9.0	8.5
Def. Rebounds Per Game	22.0	20.0
Opp. Reb. Per Game	30.5	45.0
Opp. Off. Reb. Per Game	4.5	13.0
Opp. Def. Reb. Per Game	26.0	32.0
Rebound Differential	+0.5	-16.5
Assists Per Game	16.0	11.0
Opp. Assists Per Game	17.5	11.5
Turnovers per game	10.0	10.5
Opp. Turnovers per game	12.5	18.0
Block Shots Per Game	0.0	4.5
Opp. Block Shots Per Game	1.5	2.0
Steals Per Game	4.0	7.5
Opp. Steals Per Game	6.0	5.0

## TRIBE TRENDS

By MONTH...	06-07	SHAVER ERA
In November	1-3	9-9
In December	6-1	11-11
In January	1-0	5-25
In February	0-0	5-18
In March	0-0	1-3
<b>RECORD IN...</b>		
Decided by 5 pts or less	4-0	7-13
Decided by 5-10 pts	1-2	13-29
Decided by 11 or more pts	3-2	17-37
At night	7-2	26-44
During the day	1-2	4-19
Decided in OT	1-0	2-4
Televised	0-1	0-9
<b>SCORING...</b>		
Less than 60 points	1-1	2-29
60-69 points	3-3	6-23
70-79 points	4-0	7-11
80-89 points	0-0	11-2
90-99 points	0-0	5-1
100 or more points	0-0	0-0
<b>ALLOWING...</b>		
Less than 60 points	5-0	10-5
60-69 points	3-1	12-14
70-79 points	0-3	8-24
80-89 points	0-0	1-15
90-99 points	0-0	0-6
100 or more points	0-0	0-2
<b>RECORD WHEN...</b>		
Leading at the half	6-0	23-9
Trailing at the half	2-4	6-51
Tied at the half	0-0	1-3
Lead with 5 min. left	7-0	29-7
Trailing with 5 min. left	1-4	2-58
Tied with 5 min. left	0-0	0-1
Three in double digits	3-2	11-23
Four in double digits	2-0	10-6
Five in double digits	0-0	3-0
<b>SHOOTING FROM THE FIELD...</b>		
50 percent or better	3-0	13-0
between 40 and 50%	5-1	16-32
Less than 40%	0-3	2-34
Opp. shooting 50%	0-2	0-30
Opp. shoots 40-50%	5-0	19-27
Opp. shoots less than 40%	3-2	12-9
Better than opponent	6-2	27-8
Worse than opponent	2-2	3-54
Hits 8 or more 3-pt. FGs	2-2	9-10
More 3-pt. FG than opp.	4-2	12-14
Shoots 50% from 3-pt. FGs	0-0	6-4
<b>SHOOTING FROM THE FREE THROW LINE...</b>		
Makes More Than Opp.	6-0	27-25
Makes Less than Opp.	2-4	3-36
Shoots 70% or better	3-2	18-29
Opp. Shoots 70% or better	3-2	8-34
<b>REBOUNDING...</b>		
Outrebounding opp.	6-1	23-25
Outrebounded by opp.	2-3	6-35
Wins Offensive glass	4-1	14-38
Loses Offensive glass	4-3	16-26
Wins Defensive glass	7-0	28-22
Loses Defensive glass	1-3	3-36
<b>TURNOVERS...</b>		
Fewer Turnovers than opp.	4-1	14-16
More Turnovers than opp.	3-3	15-46
10 or fewer turnovers	1-1	2-4
more than 10 turnovers	7-3	29-62

## TRIBE STREAKING

The Tribe is off to its best start in nearly a decade at 8-4. The last time the College opened the season with a better record was during the 1997-98 season when it went 9-3 to start. During that campaign, W&M finished 20-7, including a first-place tie in the CAA at 13-3.

The 8-4 start to the year also marks the best start to a season in the College's four years under head coach Tony Shaver. The Tribe is currently riding a five-game winning streak, its longest since the 2002-03 season when W&M won five straight. The last time the Tribe had a streak longer than five games occurred during the 1997-98 season. During that campaign, the College won seven straight on a pair of occasions. The Tribe has also won seven of its last eight, the best stretch since 1997-98.

## 3-POINT DEFENSE

The Tribe has made it tough on opponents from beyond the 3-point arc. W&M has held its opponents to only 26.5 percent shooting from 3-point range. That number not only tops the CAA, but ranks among the national leaders. According to kenpom.com, the Tribe ranks fifth nationally in 3-point field goal defense.

### NATIONAL TOP 10 IN 3-POINT FIELD GOAL PERCENTAGE DEFENSE

1. Duke (ACC)	24.0
2. Mississippi St. (SEC)	24.3
3. Texas A&M (Big 12)	25.4
4. West Virginia (Big East)	26.3
<b>5. WILLIAM &amp; MARY (CAA)</b>	<b>26.4</b>
6. Fresno St. (WAC)	27.3
7. Oregon (Pac 10)	27.6
8. Alabama (SEC)	27.6
9. Wichita St. (Missouri Valley)	27.9
10. Tulsa (CUSA)	28.2

## SMITH ON A TEAR

Sophomore forward Alex Smith has been on a tear recently for the Tribe. Over W&M's last four games, all victories, Smith is averaging 10 points and four rebounds. He is also shooting 64 percent from the floor and 87.5 percent from the free throw line. The Greenville, S.C., native has been the Tribe's leading scorer off the bench in all four contests.

In the Tribe's 67-63 upset at George Mason, Smith turned in an outstanding 11-point, four-rebound effort in 14 minutes against a Preseason All-CAA player in Will Thomas. Included in that 11-point scoring effort were a trio of 3-point plays in helping the Tribe notch its first conference road win of the season.

On Dec. 31 versus Richmond, Smith came off the pine and tallied his best game in the Green and Gold. He finished with a career-high 12 points, including 10 in the second half. He played 20 minutes, connecting on 4-of-5 from the field and from the free throw line in the process. Smith also finished with four rebounds and a steal.

## REBOUNDING WITH AUTHORITY

In each of the Tribe's last two victories, W&M has dominated the glass, outrebounding its opponent by an average of 13 per game. This season, the Tribe has outrebounded its opponent on seven different occasions and is 6-1 in those contests.

Against George Mason on Jan. 3, the Tribe held a 36-24 advantage on the glass, including a 13-3 cushion on the offensive end. In fact, two W&M players, junior Laimis Kisielius and senior Adam Payton, single-handedly outrebounded the Patriots on the offensive end with four a piece. Payton finished with a career-high nine rebounds, while Kisielius had eight boards.

On Dec. 31 vs. Richmond, three different Tribe players pulled down eight rebounds as W&M owned a 40-26 advantage on the glass. Junior guard Nathan Mann, sophomore forward Peter Stein and Kisielius each had eight rebounds a piece in the victory.

On the year, W&M holds a positive rebounding advantage over its opponents at 0.5. While the 0.5 cushion may not seem like much, the number is a bit skewed. In W&M's season-opener, Kansas State outrebounded the Tribe, 59-37. Since that contest, W&M holds nearly a three-rebound advantage over its opponents, while limiting its foes to a measly 31 boards per game.

## MANN ON A MISSION

Junior guard Nathan Mann looked determined to break out of a recent slump against George Mason, and he succeeded in that mission. The Overland Park, Kan., native led the Tribe in scoring with 14 points, while connecting on 4-of-9 from 3-point range. Mann took the contest over in the first half, pushing the Tribe out to a five-point advantage. He scored 11 of the Tribe's final 18 points of the half and sparked an 11-2 W&M run. Mann continued his strong play against George Mason over his career. During his three season with the Tribe, Mann is averaging 12.6 points per game against GMU, including a career-high 25 during the 2004-05 season.

## KISIELIUS WITH THE HOT HAND

Junior Laimis Kisielius is not only having one of the best shooting seasons in the CAA, but one of the best in W&M school history. Kisielius has connected on 55.8 percent from the floor and 48.5 percent from beyond the 3-point arc. He ranks fourth in the CAA in field goal percentage. According to kenpom.com, Kisielius ranks 15th nationally in effective field goal percentage as of Dec. 31. The statistic is based on a formula similar to regular field goal percentage with players that attempt and connect on more 3-point field goals receiving more credit in the percentage for doing so.

At his current pace, the 55.8 percent from the floor would rank second in school history. Kisielius' 3-point field goal percent would also rank as the top percentage in school history at its current rate. The current mark is 44.1 percent from Greg Burzell during the 1988 season.

## W&M SINGLE-SEASON FIELD GOAL PERCENTAGE

(minimum 200 Attempts)

Player	Year	FGM-FGA	Pct.
1. Carl Parker	1996	164-274	.599
2. John Lowenhaupt	1978	195-337	.579
3. Gary Bland	1984	115-201	.572
4. Keith Cieplicki	1985	235-413	.569
5. Corey Cofield	2004	126-224	.563
6. <b>Laimis Kisielius</b>	<b>2007</b>	<b>48-86</b>	<b>.558</b>

## W&M SINGLE-SEASON 3-POINT FIELD GOAL PERCENTAGE

(minimum 75 Attempts)

Player	Year	3PM-3PA	Pct.
1. <b>Laimis Kisielius</b>	<b>2007</b>	<b>16-33</b>	<b>.485</b>
2. Greg Burzell	1988	75-170	.441
3. Brendan Connor	1992	34-78	.436
4. Bobby Fitzgibbons	1996	57-131	.435
5. <b>Kyle Carrabine</b>	<b>2007</b>	<b>14-33</b>	<b>.424</b>
5. Jim Moran	1999	44-106	.415
6. Matt Verkey	1993	50-121	.413
7. Nathan Mann	2006	51-124	.411

## TURNING UP THE DEFENSIVE EFFORT

One of the biggest reasons for the Tribe's early season success has been its play on the defensive end. That fact was more evident in W&M's performance against Richmond. The Spider's jumped out to a 12-8 led on the Tribe heading into the first media timeout. UR had connected on 6-of-7 from the field over the stretch. The College came out of the timeout with a renewed vigor and held Richmond without a field goal over the final 15 minutes of the first half. The Spiders could only muster a single free throw during the decisive stretch, while misfiring on all 12 of its attempts from the field and turning the ball over eight times.

W&M held Richmond to only 13 first-half points, in opening up a 14-point advantage. The 13 first-half points were the fewest allowed by the Tribe since Jan. 24, 2001, when James Madison only put up 11 points in the opening stanza.

Against North Florida, the Tribe held the Ospreys to 44 total points in a 17-point victory. The last time the College held an opponent to fewer than 44 points in a game was Jan. 31, 2001 when W&M held American to 42 points in a 51-42 victory.

The Tribe has limited five opponents to less than 60 points in a contest this season. When W&M has given up fewer than 70 points this season, it is 7-1. The College ranks

## SCORING BREAKDOWN

CLASS	Pts	Pct.
Freshmen	130	16.7
Sophomore	138	17.7
Junior	311	39.9
Senior	201	25.8

SCORING	Pts	Pct.
Starters	472	60.5
Bench	308	39.5

POINTS IN THE PAINT	Pts	APG
W&M	298	24.8
Opponents	304	25.3

POINTS OFF TURNOVERS	Pts	APG
W&M	193	16.1
Opponents	198	16.5

BENCH SCORING	Pts	APG
W&M	308	25.7
Opponents	162	13.5

FT% LAST 5 MINUTES + OT	FTM-A	Pct.
W&M	67-87	.770
Opponents	43-62	.694

FG% LAST 5 MINUTES + OT	FGM-A	Pct.
W&M	41-89	.461
Opponents	48-108	.444

3FG% LAST 5 MINUTES + OT	OT3FGM-A	Pct.
W&M	6-24	.250
Opponents	12-47	.255

### LEADING SCORERS

- 5 - Laimis Kisielius (18 vs. WC, 20 vs. JSU, 21 vs. CU, 19 vs. UMBC, 18 vs. HU)
- 3 - Adam Payton (15 at HC, 12 at Navy, 13 vs. UR)
- 2 - David Schneider (18 at KSU, 18 vs. TU), Nathan Mann (12 vs. UNF, 14 at GMU)
- 1 - Adam Trumbower (12 at Navy)

### LEADING REBOUNDERS

- 4 - Nathan Mann (6 at HC, 9 vs. UNF, 3 vs. HU, 8 vs. UR), Peter Stein (6 vs. JSU, 4 vs. TU, 3 vs. HU, 8 vs. UR)
- 3 - Adam Payton (9 vs. WC, 4 vs. TU, 9 at GMU), Laimis Kisielius (6 vs. JSU, 6 vs. CU, 8 vs. UR)
- 2 - Adam Trumbower (6 at Navy, 4 vs. TU), David Schneider (9 at KSU, 3 vs. HU), Alex Smith (5 vs. UMBC, 3 vs. HU)
- 1 - Corey Cofield (6 at HC)

### LEADING ASSISTS

- 4 - David Schneider (7 at KSU, 6 vs. WC, 5 vs. UNF, 3 vs. HU)
- 3 - Laimis Kisielius (4 vs. TU, 3 vs. HU, 5 at GMU)
- 2 - Peter Stein (4 vs. JSU, 4 vs. TU), Adam Trumbower (4 at Navy, 5 vs. CU), Nathan Mann (4 at HC, 8 vs. UR)
- 1 - Adam Payton (4 vs. UMBC)

## CAREER GAMES PLAYED/STARTED

	Games	Starts
Corey Cofield	93	65
Adam Payton †	92	36
Adam Trumbower	76	5
Nathan Mann	69	36
Laimis Kisielius	68	56
Alex Smith	39	5
Peter Stein	37	12
Kyle Carrabine	35	2
Chris Darnell	33	3
Chris Stratton	25	1
David Schneider	9	8
Steven Hess	9	0
Danny Sumner	8	1
Marcus Barnett	2	0

† includes 52 games and zero starts at Vanderbilt

## MISCELLANEOUS STATS

### W-L RECORDS OF STARTING LINEUPS

6-1 - Schneider, Mann, Payton, Kisielius, Stein - (W - vs. WC, vs. UNF, vs. UMBC, vs. HU, vs. UR, at GMU - L - at KSU)  
 1-0 - Stein, Sumner, Cofield, Trumbower, Payton (W - vs. CU)  
 1-0 - Mann, Kisielius, Carrabine, Smith, Darnell - (W - vs. JSU) -  
 0-1 - Schneider, Mann, Payton, Kisielius, Cofield - (L - at HC)  
 0-1 - Mann, Payton, Kisielius, Stein, Darnell - (L - at Navy)  
 0-1 - Trumbower, Mann, Carrabine, Kisielius, Smith - (L - vs. TU)

### TOTAL DUNKS

15 - A. Payton (6), A. Smith (3), S. Hess (2), L. Kisielius (2), C. Darnell (1), D. Sumner (1)

### TOTAL 3-POINT PLAYS

13 - A. Smith (6), A. Payton (3), C. Cofield (1), K. Carrabine (1), C. Darnell (1), L. Kisielius (1), A. Trumbower (1)

### TOTAL CHARGES TAKEN

14 - D. Schneider (5), A. Smith (4), P. Stein (2), A. Trumbower (1), C. Cofield (1), N. Mann (1)

## W&M STARTING LINEUPS

GAME	GUARD	GUARD	GUARD	FORWARD	FORWARD
at KSU (11/11)	Schneider	Mann	Payton	Kisielius	Stein
Wagner (11/20)	Schneider	Mann	Payton	Kisielius	Stein
at HC (11/25)	Schneider	Mann	Payton	Kisielius	Cofield
at Navy (11/28)	Mann	Payton	Kisielius	Darnell	Stein
JSU (12/1)	Mann	Carrabine	Kisielius	Darnell	Smith
Cornell (12/2)	Trumbower	Payton	Sumner	Cofield	Stein
Towson (12/5)	Trumbower	Mann	Carrabine	Kisielius	Smith
NFU (12/8)	Schneider	Mann	Payton	Kisielius	Stein
UMBC (12/22)	Schneider	Mann	Payton	Kisielius	Stein
Hampton (12/28)	Schneider	Mann	Payton	Kisielius	Stein
Richmond (12/31)	Schneider	Mann	Payton	Kisielius	Stein
at GMU (1/3)	Schneider	Mann	Payton	Kisielius	Stein
NU (1/6)					
at GSU (1/8)					
VCU (1/10)					
at Del. (1/13)					
GMU (1/7)					
at Hofstra (1/20)					
at ODU (1/24)					
GSU (1/27)					
at VCU (1/29)					
JMU (1/31)					
UNCW (2/3)					
at JMU (2/7)					
at UNCW (2/10)					
Drexel (2/14)					
TBA (2/17)					
at Drexel (2/21)					
ODU (2/24)					

second in the CAA in field goal percentage defense. W&M tops the conference and ranks fifth nationally in 3-point field goal percentage defense.

### PAYTON ENJOYING BEST COLLEGIATE SEASON

Fifth-year senior guard Adam Payton is enjoying his best collegiate season in 2006-07. He ranks second on the team in scoring at 11.6 points per game, while leading W&M in rebounds per game (4.3) and steals (17). In nine of the first 12 games, Payton has tallied double digits. He led W&M in scoring against Holy Cross, Navy and Richmond.

One of the most impressive stats for Payton this season is his free throw percentage. The Burlington, N.J., native ranks third in the CAA at 82.9 percent from the free throw line. The percentage is also a significant increase of his career average. Payton entered the season, shooting 58.1 percent (54-of-93) for his career.

Payton has made big plays for the Tribe throughout the season. In a 13-point come-from-behind win over Cornell at the W&M Tip-Off Classic, Payton scored 10 points in the final five minutes of regulation and overtime. He also made a steal with 15 seconds left that led to the game-tying free throw, which he sank. For his efforts he won the Tip-Off Classic MVP honor.

In the Tribe's 67-63 upset win at George Mason, Payton once again shined when it mattered most. In the second half, he scored 10 of his 12 points, including a clutch steal and fast-break lay up to give W&M its largest lead at 51-44. He also calmly stepped to the free throw line and sank the game clinching free throws with 20 seconds remaining.

### BENCH SCORING

W&M head coach Tony Shaver felt that his 2006-07 Tribe team would be the deepest he has had in his four seasons at the helm. The Tribe's play off the bench this season has echoed Shaver's sentiments.

This season, the College has averaged 25.7 points per game from its reserves, outscoring its opponents by an average of 12 points off the bench. The Tribe has outscored its opponents off the bench on 10 occasions and is 8-2 in those contests. Sophomore forward Alex Smith leads the way, topping the Tribe off the bench on five occasions.

On four occasions this season the Tribe bench has outscored the starters. In Tribe contests with Wagner, Cornell and Towson, the W&M bench scored over 40 points. In the 24-point win over the Seahawks, the bench held a 40-37 advantage over the starters,



while the reserves scored 50 points, led by the 21 from junior Laimis Kisielius against Cornell. The Tribe held a 42-18 scoring advantage over Towson on Dec. 5.

The 40-plus point efforts off the bench against Wagner, Cornell and Towson marked the third, fourth and fifth times under head coach Tony Shaver that W&M scored 40 or more points off the bench. In each of the last two seasons, the Tribe accomplished the feat. Last season, the College tallied 42 points off the bench in the season-opening victory over Maine. On Dec. 1, 2004, the W&M subs scored 42 points in a victory over Longwood. The 50 points off the bench against Cornell were the most under Shaver.

#### Leading W&M Bench Scorers

Date	Opponent	Leading Scorer	Total W&M Bench Scoring
11/11	at Kansas State	Cofield (4)	12
11/20	Wagner	Sumner (12)	40
11/25	at Holy Cross	Smith (3)	8
		Stein (3)	
11/28	at Navy	Trumbower (12)	36
12/1	JSU	Payton (18)	27
12/2	Cornell	Kisielius (21)	50
12/5	Towson	Schnedier (18)	42
12/8	North Florida	Carrabine (5)	13
12/22	UMBC	Smith (9)	24
12/28	Hampton	Smith (8)	17
12/31	Richmond	Smith (12)	21
1/3	at George Mason	Smith (11)	18

#### W&M OPPONENT RATINGS

TEAM	COLLEGE RPI.COM	SAGARIN RATINGS
William & Mary	192	185
Kansas State	44	67
Wagner	287	292
Holy Cross	98	123
Navy	158	179
Jacksonville State	329	320
Cornell	208	225
Towson	124	166
North Florida	328	335
UMBC	203	237
Hampton	256	264
Richmond	272	259
George Mason	109	108
Northeastern	243	236
Georgia State	220	241
VCU	97	63
Delaware	293	279
Hofstra	81	115
Old Dominion	87	85
James Madison	319	302
UNC Wilmington	250	218
Drexel	13	33

#### W&M VS. OPPONENTS

Below is a game-by-game breakdown of how W&M has fared against its opponents in the following categories: Free Throws, Bench Points, Points in the Paint, Second Chance Points and Fast Break Points. W&M stats shown first followed by opponents stats.

GAME	FT	BENCH	PAINT	OFF TO	2ND CHANCE	FB
at KSU (11/11)	10-16	12-13	20-28	9-19	11-28	7-15
Wagner (11/20)	6-11	40-23	40-10	27-10	11-5	9-2
at HC (11/25)	8-17	8-19	30-32	18-15	14-21	2-6
at Navy (11/28)	15-16	36-19	26-30	16-30	14-3	6-16
JSU (12/1)	17-3	27-6	20-36	16-27	12-10	2-8
Cornell (12/2)	16-9	50-9	24-28	17-10	11-4	0-4
Towson (12/5)	14-16	42-18	18-28	19-10	2-8	4-7
NFU (12/8)	16-3	13-6	28-20	14-6	3-4	4-2
UMBC (12/22)	21-13	24-20	20-22	18-8	5-6	6-4
Hampton (12/28)	21-19	17-9	22-18	25-32	10-15	2-2
Richmond (12/31)	14-5	21-13	20-26	7-14	18-16	0-4
at GMU (1/3)	12-13	18-7	30-26	7-17	16-2	4-2
NU (1/6)						
at GSU (1/8)						
VCU (1/10)						
at Del. (1/13)						
GMU (1/7)						
at Hofstra (1/20)						
at ODU (1/24)						
GSU (1/27)						
at VCU (1/29)						
JMU (1/31)						
UNCW (2/3)						
at JMU (2/7)						
at UNCW (2/10)						
Drexel (2/14)						
TBA (2/17)						
at Drexel (2/21)						
ODU (2/24)						
<b>Totals</b>	<b>170-141</b>	<b>308-162</b>	<b>298-304</b>	<b>193-198</b>	<b>127-122</b>	<b>46-72</b>

TEAM	POMERY RATING	REALTIME RPI POWER RATING
William & Mary	174	144
Kansas State	81	63
Wagner	283	287
Holy Cross	142	114
Navy	193	137
Jacksonville State	301	326
Cornell	216	215
Towson	147	122
North Florida	335	332
UMBC	244	225
Hampton	260	264
Richmond	226	242
George Mason	109	135
Northeastern	209	243
Georgia State	241	227
VCU	56	80
Delaware	261	305
Hofstra	133	107
Old Dominion	74	70
James Madison	281	289
UNC Wilmington	189	246
Drexel	57	32

\* - as of Jan. 5

## MID-MAJOR POLL

### CollegeInsider.com Mid-Major Top 25 Jan. 1, 2007

1. Butler (30)	13-1	774	1
2. Southern Illinois (1)	10-2	689	5
3. Winthrop	10-3	689	6
4. Wichita State	9-3	662	2
5. Northern Iowa	11-2	640	8
6. Gonzaga	9-5	626	4
7. Drexel	9-2	608	7
8. Missouri State	10-3	546	3
9. Davidson	12-3	456	9
10. Marist	10-3	424	10
11. Western Kentucky	11-4	407	12
12. Creighton	7-4	379	15
13. Akron	8-3	373	14
14. Old Dominion	8-4	372	11
15. Appalachian State	11-3	333	24
16. Loyola-Chicago	9-5	262	13
17. Hofstra	8-4	246	23
18. VCU	9-3	202	16
19. Santa Clara	10-5	173	17
20. North Texas	11-3	158	21
21. Cal State Fullerton	10-3	143	18
22. San Diego	9-5	126	19
23. Bradley	10-4	124	20
24. Ohio	9-3	94	NR
25. Army	10-4	77	NR

**Receiving Votes:** UC Santa Barbara 69, Evansville 66, North Dakota State 52, Southeastern Louisiana 51, Indiana State 46, Drake 35, Sam Houston State 21, Long Beach State 19, Robert Morris 13, Liberty 12, Southern Utah 12, Oral Roberts 11, Utah Valley State 11, Belmont 9, Texas A&M Corpus Christi 9, Illinois State 8, Lipscomb 8, Holy Cross 7, Kent State 7, Portland State 6, Princeton 6, George Mason 4, Buffalo 3, UNC Greensboro 3, Albany 2, Bucknell 2.

## W&M OPPONENT RECORDS

OPPONENT	06-07 RECORD	05-06 RECORD
Kansas State	10-4	15-13
Wagner	4-9	13-14
Holy Cross	9-6	20-12
Navy	10-5	10-18
Jacksonville State	3-11	16-13
Cornell	5-7	13-15
Towson	6-6	12-16
North Florida	2-12	6-22
UMBC	5-9	10-19
Hampton	3-9	16-16
Richmond	4-9	13-17
George Mason	6-6	28-7
Northeastern	3-10	19-11
Georgia State	4-8	7-22
VCU	10-3	19-10
Delaware	2-11	9-21
Hofstra	9-4	26-7
Old Dominion	9-4	24-10
James Madison	4-8	5-23
UNC Wilmington	3-8	25-8
Drexel	10-2	15-16
<b>Combined</b>	<b>121-150</b>	<b>372-310</b>

\* - Through Jan. 4

## CARRABINE MAKING HIS MARK

After playing sparingly in his first two seasons with the Tribe, junior guard Kyle Carrabine is making an impact in 2006-07. During his junior campaign, Carrabine has already eclipsed his scoring total from the previous two seasons and proven to be a threat from 3-point range for the Tribe. The Naperville, Ill., native tallied a career-high 10 points in the Tribe's CAA opener against Towson, connecting on 3-of-6 from beyond the arc.

For the season, Carrabine is averaging 4.8 points per contest, while shooting 42.4 percent from 3-point range. He is averaging 12.3 minutes per game off the bench for the Tribe. On four occasions this season, he has connected on two 3-point field goals. Carrabine also earned the first two starts of his Tribe career, garnering the nod against Jacksonville State on Dec. 1 and then again vs. Towson on Dec. 5.

At his current pace, Carrabine's 3-point field goal percent would rank as the fifth best in school history. This season, he is 14-of-33 from beyond the arc. He would need to attempt 75, 3-point field goals during the year to earn a spot in the single-season top 10.

## STEPPING UP THE FREE THROW PRODUCTION

The W&M coaching staff has emphasized the importance of getting to the free throw line in recent weeks, and from the looks of things, the Tribe has been listening. After averaging only eight free throws made on 14.7 attempts through the first three games of the season, W&M has nearly doubled those efforts recently. In the Tribe's last nine contests, the College connected on 146-of-210 from the charity stripe. In those affairs, W&M is averaging 16.2 free throws made on 22.3 attempts per game.

The Tribe has not only gotten to the charity stripe more often recently, but shot a better percentage as well. Over the first three games of the season, W&M connected on only 54.5 percent from the free throw line, but the College has improved that percentage to 69.5 percent over the last nine games.

When the Tribe gets to the free throw line 20 or more times, there is a good chance the contest will end in a victory. This season, W&M has had 20 or more attempts from the charity stripe on seven occasions and is 6-1 in those contests. Over the last three seasons, the College is 22-14 (.611) when attempting 20 or more from the free throw line.

## LEAD-DEFICIT COMPARISON

OPPONENT	LARGEST LEAD	LARGEST DEFICIT	RESULT
at Kansas State	11 - (1st - 11:13)	14 - (2nd - 1:41)	L, 60-70
Wagner	27 - (2nd - 3:21)	Never	W, 77-53
at Holy Cross	Never	13 (1st - 10:30)	L, 57-66
at Navy	Never	25 - (2nd - 3:43)	L, 63-79
Jacksonville State	10 - (2nd - 5:02)	3 - (2nd - 11:06)	W, 59-56
Cornell	5 - (OT - 0:01)	13 - (2nd - 5:00)	W, 73-68 (OT)
Towson	2 - (1st - 18:31)	17 - (2nd - 19:20)	L, 60-73
North Florida	20 - (2nd - 0:38)	1 - (2nd - 14:16)	W, 61-44
UMBC	19 - (1st - 1:23)	1 - (1st - 19:27)	W, 70-58
Hampton	15 - (2nd - 3:42)	3 - (1st - 2:15)	W, 72-67
Richmond	17 - (2nd - 6:34)	5 - (1st - 16:54)	W, 61-53
at George Mason	7 (2nd - 9:57)	7 - (1st - 14:06)	W, 67-63
Northeastern			
at Georgia State			
VCU			
at Delaware			
George Mason			
at Hofstra			
at Old Dominion			
Georgia State			
at VCU			
James Madison			
UNC Wilmington			
at James Madison			
at UNC Wilmington			
Drexel			
ESPN BracketBusters			
at Drexel			
Old Dominion			



## HOME SWEET HOME

Three of the Tribe's first four games during the 2006-07 season were on the road, but W&M made a triumphant return home. The College won six games during a seven-game December home stand, while also claiming the W&M Tip-Off Classic in the process. The seven-game home stand was the longest for the College since a similar seven-game stretch to end the 1980-81 regular season.

The Tribe is 7-1 at Kaplan Arena this season. During head coach Tony Shaver's four seasons at the helm, the Tribe is 16-3 against non-conference foes at Kaplan Arena. The College has a 23-24 overall record in Williamsburg during Shaver's tenure.

## DIFFERENCE AT THE CHARITY STRIPE

W&M has been productive from the free throw line in late game situations. While the Tribe is shooting 66.9 percent from the charity stripe on the year, the number jumps significantly late in the game. With five minutes or less remaining in a contest, the College has shot 77 percent from the line. Below is a player-by-player breakdown of how W&M has fared at the foul line with five minutes or less remaining in the game and in overtime:

Player	FT	FT%
Adam Trumbower	9-of-10	.900
Laimis Kisielius	18-of-21	.857
Nathan Mann	6-of-7	.857
Adam Payton	18-of-22	.818
Alex Smith	3-of-4	.750
David Schneider	9-of-13	.692
Kyle Carrabine	1-of-2	.500
Steven Hess	1-of-2	.500
Peter Stein	1-of-4	.250
Marcus Barnett	0-of-1	.000
Danny Sumner	0-of-1	.000
<b>Total</b>	<b>67-of-87</b>	<b>.770</b>

## STARTERS-BENCH COMPARISON

OPPONENT	TOTAL	POINTS	REBOUNDS
	POINTS-REBOUNDS	STARTERS-BENCH	STARTERS-BENCH
at Kansas State	60-37	48-12	21-10
Wagner	77-42	37-40	15-25
at Holy Cross	57-32	49-8	21-7
at Navy	63-30	27-36	13-14
Jacksonville State	59-47	32-27	21-21
Cornell	73-33	23-50	12-14
Towson	60-26	18-42	8-16
North Florida	61-35	48-13	21-6
UMBC	70-23	46-24	10-9
Hampton	72-25	55-17	12-8
Richmond	61-40	40-21	31-9
at George Mason	67-36	49-18	22-12
Northeastern			
at Georgia State			
VCU			
at Delaware			
George Mason			
at Hofstra			
at Old Dominion			
Georgia State			
at VCU			
James Madison			
UNC Wilmington			
at James Madison			
at UNC Wilmington			
Drexel			
ESPN BracketBusters			
at Drexel			
Old Dominion			

## TRIBE BY THE NUMBERS

- 4** Number of W&M TV games at home in 2006-07
- 5th** Tribe's rank nationally in 3-point field goal percentage defense according to kenpom.com
- 7** Number of non-conference wins the Tribe has in 2006-07, the most since it had eight in 1992-93
- 13** W&M overcame a 13-point deficit in the final five minutes against Cornell, before winning in overtime
- 15th** Rank of Laimis Kisielius nationally in effective field goal pct. according to kenpom.com as of Dec. 31
- 50** Points the W&M bench scored in an overtime victory over Cornell
- 59.0** Points per game opponents are averaging against the Tribe in Kaplan Arena this season
- 103** Number of career 3-pointers by junior guard Nathan Mann
- .264** 3-point field goal percentage Tribe opponents are shooting in 2006-07, which leads the CAA
- 538** Number of career rebounds for Corey Cofield which ranks 19th in school history
- .558** Laimis Kisielius' field goal percentage, which ranks third in the CAA
- .829** Free throw percentage of Adam Payton, the third-best mark in the CAA
- 1,040** Number of All-time victories at W&M
- 4,675** Number of miles from Vilnius, Lithuania (home of Laimis Kisielius) to Williamsburg, Va.

## CAA

	CAA	Overall
	W-L Pct.	W-L Pct.
Drexel	2-0 1.000	10-2 .833
VCU	2-0 1.000	10-3 .769
Old Dominion	2-0 1.000	9-4 .692
Hofstra	2-0 1.000	9-4 .692
<b>William and Mary</b>	<b>1-1 .000</b>	<b>8-4 .667</b>
Towson	1-1 1.000	6-6 .500
James Madison	1-1 .000	4-8 .333
Northeastern	1-1 1.000	3-10 .231
George Mason	0-2 .000	6-6 .500
Georgia State	0-2 .000	4-8 .333
UNC Wilmington	0-2 .000	3-8 .273
Delaware	0-2 .000	2-11 .154

### CAA SCHEDULE/RESULTS

#### Dec. 29

Delaware def. La Salle<sup>9</sup>, 58-56  
 Towson def. Winston-Salem State, 80-59  
 Hofstra def. St. John's<sup>10</sup>, 63-51  
 Texas-Pan American def. JMU<sup>11</sup>, 70-57  
 Winthrop def. ODU, 71-65

#### Dec. 30

N.C. State def. UNCW, 72-51  
 George Mason def. Mississippi St., 63-59  
 Holy Cross def. Delaware<sup>9</sup>, 49-47  
 Appalachian State def. VCU, 73-70  
 JMU def. NJIT<sup>11</sup>, 70-66

#### Dec. 31

Clemson def. Georgia State, 67-57  
 W&M def. Richmond, 61-53  
 Boston College def. Northeastern, 87-82

#### Jan. 3

\*Drexel def. Georgia State, 61-55  
 \*JMU def. Delaware, 62-47  
 \*W&M def. George Mason, 67-63  
 \*Hofstra def. UNCW, 80-69  
 \*ODU def. Northeastern, 73-67  
 \*VCU def. Towson, 84-80

#### Jan. 6

\*Towson at Georgia State 2:00 pm  
 \*Northeastern at W&M 2:00 pm  
 \*Delaware at Hofstra 4:00 pm  
 \*UNCW at Drexel 4:00 pm  
 \*George Mason at ODU 7:00 pm  
 \*VCU at JMU 7:00 pm

#### Jan. 8

\*W&M at Georgia State 6:00 pm  
 \*Towson at Delaware 7:00 pm  
 \*Drexel at JMU 7:00 pm  
 \*UNCW at George Mason 7:00 pm  
 \*ODU at Hofstra 7:00 pm  
 \*Northeastern at VCU 7:00 pm

#### Jan. 10

\*Delaware at ODU 7:00 pm  
 \*George Mason at Towson 7:00 pm  
 \*Georgia State at Northeastern 7:00 pm  
 \*JMU at UNCW 7:00 pm  
 \*VCU at W&M 7:00 pm  
 \*Hofstra at Drexel 7:30 pm

9 - La Salle Classic • 10 - Holiday Classic • 11 - UCF Classic • \* - CAA conference game

## TRIBE ON TELEVISION

The Tribe men's basketball program have four home televised games at Kaplan Arena as part of the largest broadcast schedule in Colonial Athletic Association history. Coming off the best season in the 22-year history of the CAA, the league will have a total of 75 games broadcast on TV, including 28 on the various ESPN platforms. As part of new multi-platform agreement with ESPN, the CAA will have three regular season contests as well as the CAA Championship on ESPN or ESPN2, six games on ESPNU and five games syndicated on ESPN Regional. The league will have its largest Comcast syndicated package featuring 30-plus games on Comcast SportsNets, SportsNet New York, CSS and CN8.

The Tribe dropped its first TV game against Towson on Dec. 5, but will also have home games against Northeastern (Jan. 6), George Mason (Jan. 16) and UNC Wilmington (Feb. 3) televised. The Northeastern affair on Jan. 6 is slated for a noon tip and will also be on the Comcast family of networks on CN8.

The College's home game with George Mason was originally scheduled for Jan. 17, but has been moved up to Tuesday, Jan. 16. The game will be part of the CAA's ESPN Platform agree and will be televised on ESPN Regional Television at 7 p.m. W&M will host its final television game of the season when UNC Wilmington heads to Williamsburg on Feb. 3. Tip-off is slated for 7 p.m. and the game will be televised on UNCW-TV.

## 50 PERCENT EQUALS VICTORIES

The Tribe has been flawless under head coach Tony Shaver when it hits on 50 percent or better from the floor. W&M has notched a pair of victories this season when shooting over 50 percent from the floor. Against Wagner (32-of-64) and UMBC (21-of-42), the Tribe shot 50 percent from the field on its way to a pair of wins. It marked the 11th and 12th times in Shaver's four years at the helm that W&M shot 50 percent or better from the field. In all 12 of those contests, W&M has walked away with a victory. Here is a look at the Tribe's 50 percent or better shooting from the field under Shaver:

Date	Team	Result	Percentage (FGM-FGA)
12/28/06	Hampton	W, 72-67	.512 (21-41)
12/22/06	UMBC	W, 70-58	.500 (21-42)
11/20/06	Wagner	W, 77-53	.500 (32-64)
2/4/06	Georgia State	W, 90-73	.633 (31-49)
1/28/06	James Madison	W, 86-68	.518 (29-56)
12/21/05	UNC Greensboro	W, 83-73	.536 (30-56)
11/26/05	Campbell	W, 93-79	.589 (33-56)
1/26/05	Towson	W, 83-65	.521 (25-48)
12/1/04	Longwood	W, 90-60	.500 (30-60)
1/28/04	at James Madison	W, 99-86	.600 (33-55)
1/26/04	Old Dominion	W, 86-77	.545 (30-55)
12/30/03	Campbell	W, 82-67	.500 (29-58)
11/23/03	Liberty	W, 91-64	.540 (34-63)

## BACK-TO-BACK 50 PERCENT SHOOTING EFFORTS

The Tribe connected on 51.2 percent (21-of-41) from the field in its victory over Hampton, including a sizzling 60 percent (12-of-20) in the second half. It marked the second-straight contest that W&M shot 50 percent or better from the floor. The College connected on 50 percent (21-of-42) from the floor in a victory over UMBC on Dec. 22.

The last time the Tribe had back-to-back games of 50 percent or better from the field was during Shaver's first season at the helm in 2003-04. The College connected on 54.5 percent from the field against Old Dominion on Jan. 26, 2004, before hitting on 60 percent of its attempts two days later versus James Madison.

The College narrowly missed making it three straight contests shooting 50 percent or better. W&M connected on 47.6 percent (20-of-42) in its New Years Eve victory over Richmond.

## STIFLING DEFENSE

The Tribe held each of its first three opponents below 37 percent shooting from the floor. The College held Kansas State to 30 percent (24-of-80) shooting. W&M followed that performance by holding Wagner to 32.7 percent (17-of-52) and Holy Cross to 36.7

percent (22-of-60). It marks the best defensive three-game stretch for the Tribe since the 1999-2000 season. The Tribe held The Citadel (32 percent (16-of-50) on Dec. 2), UNC Wilmington (35.5 percent (18-of-53) on Dec. 6) and American (31.8 percent (14-of-44) on Dec. 9) below the mark during the campaign.

W&M has also kept its opponents at bay from beyond the 3-point arc. Kansas State shot only 20.7 percent (6-of-29) from 3-point range, while Wagner was 8-of-31 from downtown for a 25.8 percent shooting clip. Holy Cross hit on only 5-of-25 attempts from 3-point range for a 20 percent average. It marked the first time W&M held three straight opponents to less than 26 percent shooting from 3-point range since the 2001-02 season. During that stretch, W&M held Towson (7.7 percent (1-of-13) on Feb. 2), James Madison (13.3 percent (2-of-15) on Feb. 4) and Hampton (18.8 percent (3-of-16) on Feb. 6) below 20 percent from 3-point range.

### TONY SHAVER - A HALL OF FAMER

In each of his previous two stops before taking over the Tribe program, head coach Tony Shaver has enjoyed great success and been inducted into the Hall of Fame at each school. In 2004, Shaver was inducted into the Hampden-Sydney College Hall of Fame after coaching the Tiger program to eight ODAC Championships, 11 NCAA Tournament appearances and two Final Fours. He had 358 career victories and a .747 winning percentage at Hampden-Sydney. On Nov. 11, 2005, Shaver was inducted into the Episcopal High School (Alexandria, Va.) Hall of Fame. He coached at the school for 10 seasons (1977-86), winning 73 percent of his games and two IAC championships. After the 1986 season, he was named the Virginia State Private School Coach of the Year and his team was ranked first in Northern Virginia by the *Alexandria Gazette*.

### SCHNEIDER NAMED CAA ROOKIE OF THE WEEK

Freshman guard David Schneider garnered the Colonial Athletic Association Rookie of the Week award, the conference office announced on Nov. 13. Schneider turned an impressive performance in his first game with the Tribe, topping the team in points, assists, rebounds, steals and minutes played in a 70-60 loss at Kansas State on Nov. 11.

In a game-high 38 minutes of action, Schneider scored 18 points, pulled down nine rebounds and dished out seven assists. He connected on a trio of 3-point field goals and had four steals in his collegiate debut against the Wildcats.

Schneider sparked an 18-3 run to give W&M an 11-point cushion with 11:13 remaining in the first half. The Phoenix, Ariz., native connected a 3-pointer to get the run started. He also had a steal and fast-break lay-up during the spurt, before finding juniors Nathan Mann and Laimis Kisielius for back-to-back treys to cap the run.

### SIZZLING FROM THE CHARITY STRIPE

The Tribe took advantage of its opportunities at the free throw line against UMBC, shooting a sizzling 95.5 percent. W&M connected on 21-of-22 from the charity stripe, including 14-of-15 in the second half and 9-of-10 in the final five minutes of play.

The 95.5 percent was nearly 20 percentage points better than W&M's season high from the line, which came against Towson (77.8 percent). The 21 free throws made also marked a season-best. The 95.5 percent was the best free throw percent for the College since going a perfect 13-of-13 against Drexel on Feb. 7, 2004.

### COMEBACK KIDS

The Tribe overcame a 13-point deficit with five minutes remaining to defeat Cornell in the championship game of the W&M Tip-Off Classic. It marked the first time the Tribe overcame a deficit when trailing at the five-minute mark of the second half since Feb. 11, 2006. In that contest, W&M trailed James Madison 66-58 before scoring 13 of the final 17 points of the game to tally the victory.

The contest against James Madison was also the last time W&M overcame a double-digit deficit to claim a victory. The Tribe trailed the Dukes, 61-50, with 9:07 left in the second half. In the final five minutes against Cornell, the Tribe outscored the Big Red, 16-3. W&M held its opponent to 0-of-2 from the floor and forced six turnovers.

W&M overcame its fourth double-digit deficit under head coach Tony Shaver. The Tribe also trailed Radford by 11, 25-14, in the first half of the 2004 W&M Tip-Off Classic, before storming back for an 81-76 win. In Shaver's first season, the College trailed UNC Wilmington by 13, 24-11, in the first half, before rallying for a 67-66 overtime victory.

## TRIBE IN THE CAA RANKINGS

as of Jan. 5

### TEAM (W&M TOP 6 ONLY)

Scoring Defense  
5. W&M..... 62.5

Scoring Margin  
4. W&M..... +2.5

Field Goal Pct. Defense  
2. W&M..... .415

3-Point Field Goal Pct. Defense  
1. W&M..... .264

Rebounding Defense  
T3. W&M..... 33.3

Rebounding Margin  
5. W&M..... +0.5

Assists  
5. W&M..... 13.58

Defensive Rebounds  
T5. W&M..... 23.08

3-Point Field Goals Made  
T6. W&M..... 6.50

### INDIVIDUAL

Points  
T17. Laimis Kisielius ..... 12.9

Field Goal Pct.  
4. Laimis Kisielius ..... .558

Assists  
10. David Schneider ..... 3.33

Free Throw Pct.  
3. Adam Payton ..... .829  
10. Laimis Kisielius ..... .741  
15. David Schneider ..... .714

Steals  
7. David Schneider ..... 1.56  
14. Adam Payton ..... 1.42

3-Point Field Goal Pct.  
9. David Schneider ..... .373

3-Point Field Goals Made  
8. David Schneider ..... 2.11

Assist/Turnover Ratio  
9. David Schneider ..... 1.43

## W&M INDIVIDUAL SUPERLATIVES

	06-07	CAREER
<b>DOUBLE-DIGIT SCORING GAMES</b>		
Corey Cofield	0	53
Laimis Kisielius	8	29
Nathan Mann	5	24
Adam Payton	9	14
David Schneider	5	5
Peter Stein	1	4
Alex Smith	2	3
Kyle Carrabine	1	1
Danny Sumner	1	1
Adam Trumbower	1	1
Marcus Barnett	0	0
Chris Darnell	0	0
Steven Hess	0	0
Chris Stratton	0	0

<b>20-POINT GAMES</b>		
Corey Cofield	0	12
Laimis Kisielius	2	3
Nathan Mann	0	2
Adam Payton	0	1

<b>10-REBOUND GAMES</b>		
Corey Cofield	0	13

<b>5-ASSIST GAMES</b>		
Nathan Mann	0	5
David Schneider	3	3
Laimis Kisielius	1	3
Adam Trumbower	1	2
Adam Payton	0	1

<b>DOUBLE-DOUBLES</b>		
Corey Cofield	0	12

### CAREER DOUBLE-DOUBLES

<b>COREY COFIELD (12)</b>	
21 pts, 11 reb. at Delaware (1/21/04)	
15 pts, 10 reb. vs. Old Dominion (1/26/04)	
25 pts, 10 reb. vs. JMU (2/4/04)	
18 pts, 13 reb. at Drexel (2/7/04)	
13 pts, 13 reb. vs. Hofstra (2/14/04)	
18 pts, 11 reb. vs. Towson (2/18/04)	
24 pts, 10 reb. vs. Radford (11/20/04)	
22 pts, 12 reb. vs. VCU (1/22/05)	
21 pts, 11 reb. at UNC Wilmington (2/9/05)	
11 pts, 13 reb. at Towson (2/26/05)	
15 pts, 11 reb. vs. JMU (CAA) (3/4/05)	
19 pts, 11 reb. at Northeastern (2/2/06)	

### BRING HOME THE TITLES

The Tribe won the W&M Tip-Off Classic for the second time in the three-year history of the event with its 73-68 overtime victory over Cornell. W&M claimed the inaugural Tip-Off Classic in 2004 with a win over Radford. The 2006 Tip-Off Classic title marked the sixth regular-season tournament title that W&M has won. Along with the pair of Tip-Off Classic crowns, the College also won the 1962 UR Invitational, the 1977 Cougar Classic, the 1977 Tangerine Bowl Classic and the 1981 Iron Duke Classic.

### BACK-TO-BACK 20-POINT EFFORTS

Junior forward Laimis Kisielius earned Tip-Off Classic All-Tournament honors after posting a pair of 20-point games. He scored 20 points, including a career-high 9-of-12 effort from the free throw line in the victory over Jacksonville State on Dec. 1. In the title game against Cornell, the Vilnius, Lithuania native posted a season-high 21 points on 7-of-12 from the field, including 3-of-6 from 3-point range. The trio of 3-point field goals tied a career-high. He has knocked down three field goals from long range on a quartet of occasions during his career.

In both contests, he posted season and team high rebound totals with six. Kisielius came up one assist shy of a career-high with four compared to only one turnover in the title tilt against the Big Red. The 20-point efforts were the second and third of his career and the first two for the Tribe this season. Kisielius scored a career-high 23 at UNC-Wilmington on Feb. 9, 2005.

### COFIELD SELECTED TO FANS' CHOICE PRESEASON ALL-CAA TEAM

Senior forward Corey Cofield was voted to the inaugural fan-selected preseason All-CAA men's basketball team on Nov. 9. Cofield was one of five men's players selected by the fans with nearly 3,000 ballots cast at CAASports.com. VCU senior guard B.A. Walker, Hofstra senior guard Loren Stokes, Georgia State sophomore forward Rashad Chase and VCU senior guard Jesse Pellet-Rosa joined Cofield on the fans selected team, released by the conference office. Cofield, a two-time Third-Team All-CAA selection, is one of 14 W&M players with over 1,000 points and 500 rebounds during his Tribe career.

### TRIBE IN 2007 ESPN BRACKETBUSTERS

All 12 CAA teams, including the Tribe, will take part in the 2007 ESPN BracketBusters, Feb. 16-17. A total of 102 teams from 16 conferences will take part in the fifth-year event. The two-day, 51-game event will have five games televised on the ESPN networks.

The Tribe will be on the road for the event, having already been designated as an away squad. The actual pairings will not take place until three weeks prior to the event (Monday, Jan. 29) and are based on regular-season performance. As part of the agreement, all home squads will play a "return" game at their opponent's facility next season.

Eight CAA teams participated in BracketBusters last year and the league posted a sparkling 6-2 record. The conference gained national attention by winning all three of its nationally-televised contests as VCU edged Albany, 70-67, Old Dominion rolled past Marist, 84-71 and George Mason shocked Wichita State, 70-67, in one of the premier match-ups in the event. The CAA is a perfect 4-0 in televised BracketBusters games with Drexel having posted a 74-70 win at Ball State in 2005.

### FORMER TRIBE STANDOUT NAMED TO START BUDESLIGA ALL-STAR GAME

Former William and Mary men's basketball standout Adam Hess was voted a starter for the North squad at the Budesliga All-Star game in Germany. Playing for the Artland Dragons of Quackenbrueck in Germany's top professional basketball league, Hess received the second most votes overall and the most on the North side. He received 29 percent of more than 40,000 votes cast. Robert Garrett of Brose Baskets Bamberg was the only player to receive a higher percentage at 37 percent as a shooting guard for the South squad. The Budesliga All-Star game is slated for Jan. 29 and will be broadcast live to a national television audience in Germany.

Hess is enjoying an impressive season for Artland, which sits in fourth place in the 18-team Budesliga at 10-5. The Gross Pointe, Mich., native leads the Budesliga in scoring at 20.7 points per game, while ranking fifth in efficiency rating (249) and sixth in efficiency rating per game (16.6). Hess has scored in double figures in 13 of 15 games for Artland, including 10 games of 20 or more points. He scored a season-high 33 on 11-of-18 from the floor, including five 3-point field goals against BG Karlsruhe on Nov. 4.

## W&M PLAYERS IN THE PROS

Five former W&M players are currently playing professionally overseas, including three who graduated within the last three years. All five are playing in their country's top division of professional basketball.

### TODD CAUTHORN

#### Sheffield Sharks (England - BBL)

Scored eight points and pulled down two rebounds in an 84-83 loss on Jan. 1 to the Guildford Heat ... Ranks among the league leaders in blocked shots (seventh at 0.77 per game), free throw shooting (seventh at 83.3 percent), 3-point field goal percentage (ninth at 40 percent) and field goal percentage (14th at 51.1 percent) ... Averaging 10.3 points and 4.2 rebounds per game for the Sheffield Sharks as of Dec. 19 ... In total, has played 11 years in Europe.

### ZEB COPE

#### Entente Orleans 45 (France - LNB)

Scored 10 points on 3-of-5 shooting to go along with five rebounds in a 67-61 win over Clermont on Dec. 16 ... Tallied a team and season-high 18 points in a 89-79 loss to Le Havre on Dec. 9 ... Orleans has won seven of its last eight games and is tied for fourth in the LNA with 24 points and a 9-6 record ... Averaging 9.3 points and 5.3 rebounds per game ... Helped Boncourt from the top division in Switzerland advance to the finals of the LNA Championship in 2005-06, after the team claimed the Swiss regular season crown with an 18-4 record ... Ranked fifth in the LNA with 9.8 rebounds per game last season.

### ADAM HESS

#### Artland Dragons of Quackenbrueck (Germany - BBL)

Voted the starter at forward for the North squad in the Bundesliga All-Star Game ... Leads the German Bundesliga in scoring as the only player averaging over 20 points per game at 20.7 ... Ranks fifth in league in overall efficiency at 249 and sixth in efficiency per game at 16.6 ... Averaging 5.3 rebounds per game, which ranks third on the team ... Artland is fourth in the 18-team Bundesliga at 10-5 ... Scored 20 points and pulled down six rebounds in a 76-70 victory over RheinEnergie Koln on Dec. 29 ... Played for the Phoenix Suns during the Toshiba Las Vegas Summer League, and averaged 18.2 minutes, 8.8 points, 2.6 rebounds and one assist, while shooting 64 percent from the field ... Played two seasons with BK Nymburk in the NBL, the top division in the Czech Republic, helping the team to back-to-back league titles ... Named to the Czech league's All-Imports list and second-team all-league after ranking fourth in the NBL in the value index ratings in 2005-06.

### JIM MORAN

#### Gran Canaria (Spain - ACB)

Averaging 8.9 points and 3.0 rebounds per game, while shooting 40 percent from 3-point range and 75 percent from the free throw line for Gran Canaria ... Gran Canaria is 8-7 in the ACB following a two-game winning streak ... Tallied eight points, including a pair of 3-pointers, to go along with three assists and two rebounds in an 86-73 victory over Bruesa GBC on Dec. 30 ... Scored nine points on 4-of-7 shooting in an 89-87 win over MMT Estudiantes on Dec. 22 ... Helped Gran Canaria reach the ACB (top division) playoffs and finish the year fifth in the regular season with a 20-14 record in 2005-06 ... In his seventh season with the team, after starting 29 of the team's 34 regular season games in 2005-06, averaging 7.2 points and shooting 47 percent from 3-point range ... Has played six years in Spain.

### SHERMAN RIVERS

#### BK Sadska (Czech Republic - NBL)

Averaging 12.6 points, 3.9 rebounds and 1.8 assists, all of which rank second on the team ... Finished with 13 points in a 110-92 loss to BK Synthesia Pardubice on Jan. 2 ... BK Sadska as it improved to 4-13 in the NBL ... Has a value index per game of 12.8 ... Averaged 13.8 points and 2.8 rebounds per game in his first season (2005-06) with BK Sadska.

Updated as of Jan. 5

## GENERAL INFORMATION

<b>NAME</b>	The College of William & Mary
<b>LOCATION</b>	Williamsburg, Va.
<b>FOUNDED</b>	1693 (2nd oldest college in U.S.)
<b>UNDERGRADUATE ENROLLMENT</b>	5,700
<b>NICKNAME</b>	Tribe
<b>COLORS</b>	Green, Gold and Silver
<b>ARENA (CAPACITY)</b>	Kaplan Arena at William and Mary Hall (8,600)
<b>AFFILIATION</b>	NCAA Division I
<b>CONFERENCE</b>	Colonial Athletic Association
<b>PRESIDENT</b>	Gene R. Nichol
<b>ALMA MATER</b>	Oklahoma State, 1973
<b>CHANCELLOR</b>	Sandra Day O'Connor
<b>ALMA MATER</b>	Stanford, 1950
<b>DIRECTOR OF ATHLETICS</b>	Terry Driscoll
<b>ALMA MATER</b>	Boston College, 1969
<b>SR. ASSOC. AD/SWA</b>	Barbara Blosser
<b>ALMA MATER</b>	Ohio State, 1975
<b>ATHLETICS DEPT. PHONE</b>	(757) 221-3400
<b>TICKET OFFICE PHONE</b>	(757) 221-3340

## MEN'S BASKETBALL INFORMATION

<b>HEAD COACH</b>	Tony Shaver
<b>ALMA MATER</b>	North Carolina, 1976
<b>RECORD AT W&amp;M</b>	31-66 (Fourth Season)
<b>CAREER RECORD</b>	389-188 (21st Season)
<b>ASSISTANT COACHES</b>	Dee Vick (Hamptden-Sydney, 1994) Antwon Jackson (Pikeville College, 1993) Ben Wilkins (North Carolina State, 2001)
<b>2005-06 RECORD</b>	8-20
<b>CONFERENCE RECORD/FINISH</b>	3-15/T10th
<b>CAA TOURNAMENT RECORD</b>	0-1 (.000)
<b>STARTERS RETURNING/LOST</b>	3/2
<b>LETTERWINNERS RETURNING/LOST</b>	10/5
<b>FIRST YEAR OF BASKETBALL</b>	1905-06
<b>ALL-TIME RECORD</b>	1040-1194 (.465)
<b>NCAA TOURNAMENT APPEARANCES</b>	None
<b>NIT APPEARANCES</b>	1 (1983)
<b>LAST POSTSEASON OPPONENT</b>	Virginia Tech (3/17/83), L 79-85

## TEAM BIRTHDAYS

Laimis Kisielius	1/24/85
Head Coach Tony Shaver	1/28/54
Adam Payton	2/10/84
Steven Hess	3/3/87
Assistant Coach Dee Vick	5/10/71
Assistant Coach Antwon Jackson	5/14/68
David Schneider	5/18/87
Marcus Barnett	5/21/86
Nathan Mann	7/17/85
Assistant Coach Ben Wilkens	9/26/78
Chris Stratton	9/29/85
Kyle Carrabine	10/10/85
Corey Cofield	10/17/84
Peter Stein	10/20/86
Alex Smith	11/24/86
Chris Darnell	12/3/86
Danny Sumner	12/6/87
Adam Trumbower	12/10/84

## NATIONAL POLLS

### ESPN/USA TODAY COACHES POLL (JAN. 1)

1. UCLA (31)	13-0	775	1
2. North Carolina	12-1	742	2
3. Florida	12-2	697	3
4. Wisconsin	14-1	650	4
5. Duke	12-1	627	5
6. Ohio State	11-2	599	6
7. Arizona	11-1	597	7
8. Alabama	12-1	553	8
9. Kansas	12-2	516	10
10. Pittsburgh	12-2	475	11
11. Texas A&M	11-2	436	12
12. Oklahoma State	13-1	394	14
13. Butler	13-1	378	15
14. Connecticut	11-1	308	9
15. Nevada	12-1	290	18
16. Air Force	13-1	289	17
17. Oregon	13-0	266	20
18. Clemson	14-0	205	20
19. LSU	10-3	203	19
20. Washington	10-3	176	13
21. Marquette	13-2	172	22
22. Notre Dame	12-1	148	24
23. Memphis	10-3	116	23
24. Michigan State	13-2	107	25
25. Tennessee	12-2	66	NR

**RECEIVING VOTES:** West Virginia 40, Maryland 39, Wichita State 31, UNLV 26, Texas 22, Washington State 16, Southern Illinois 16, Syracuse 14, Florida State 10, Drexel 7, Northern Iowa 7, Missouri State 6, Creighton 3, Georgetown 3, Illinois 1, Winthrop 1.

### ASSOCIATED PRESS POLL (JAN. 1)

1. UCLA (71)	13-0	1,799	1
2. North Carolina (1)	12-1	1,721	2
3. Florida	12-2	1,623	3
4. Wisconsin	14-1	1,576	4
5. Duke	12-1	1,446	5
6. Ohio State	11-2	1,387	6
7. Arizona	11-1	1,371	7
8. Alabama	12-1	1,303	8
9. Kansas	12-2	1,275	9
10. Pittsburgh	12-2	1,101	10
11. Texas A&M	11-2	1,069	11
12. Oklahoma State	13-1	988	13
13. Butler	13-1	833	15
14. LSU	10-3	695	17
15. Marquette	13-2	669	18
16. Oregon	13-0	657	20
17. Notre Dame	12-1	614	19
18. Connecticut	11-1	499	12
19. Tennessee	12-2	479	21
20. Air Force	13-1	385	23
21. Nevada	12-1	350	24
22. Memphis	10-3	317	22
23. Clemson	14-0	316	25
24. Washington	10-3	308	14
25. West Virginia	11-1	118	NR

**RECEIVING VOTES:** Wichita State 116, Michigan State 73, Florida State 58, Texas 53, Maryland 48, Washington State 38, Georgetown 25, Northern Iowa 22, Kentucky 21, Drexel 8, Syracuse 7, UNLV 7, Southern Illinois 6, Missouri State 5, Purdue 5, Gonzaga 4, Georgia Tech 3, Missouri 1, Xavier 1.

## TRIBE ADDS PAIR OF SIGNEES FOR 2007-08

The William and Mary men's basketball program and head coach Tony Shaver announced the signing of two players, 6-9, 240-pound power forward Marcus Kitts (Holly Springs, N.C.) and 6-4, 190-pound guard Valeriu 'Vali' Lazarescu (Brossard, Quebec, Canada), to National Letters of Intent on Nov. 9. The duo will begin competition for the Tribe during the 2007-08 season.

"It is a great day for the College of William and Mary basketball program," Shaver said. "We are adding two quality young men in Marcus Kitts and Valeriu Lazarescu to our basketball family. Our main objective with our fourth recruiting class was to be highly selective and sign difference makers. We are confident we accomplished both those goals by signing Marcus and Vali. Both players are home runs for our program. They come from great family backgrounds and have what it takes to be impact players for our ball club."

### MARCUS KITTS - F - 6-9 - 240 - HOLLY SPRINGS, N.C. (MIDDLE CREEK)

Kitts averaged 19 points and 12 rebounds as a junior. He scored 419 points in 2005-06, including a season-high 36 against Lee County on Jan. 3. Each of the last two seasons, Kitts earned All-Tri-Seven Conference honors. As a sophomore in 2004-05, he averaged 13.5 points, 7.0 rebounds and 2.2 blocks per game.

"Marcus was the easiest evaluation I have made in my 30 years of coaching," Shaver said. "The first time I saw Marcus, he scored more than 30 points and grabbed over 20 rebounds in a 4A basketball game in the Raleigh, N.C., area. I knew he was our guy, and we just had to find a way to sign him. Marcus is a very talented athlete who has yet to realize his potential. He has exceptional hands and a rare knack for rebounding the ball above the rim. The bigger the game and the better the competition, the better Marcus plays. He is fearless, and he welcomes challenges from opposing teams and players."

The power forward was a 2006 McDonald's All-American Nominee. He earned MVP honors at the 2006 North Carolina State Games Tournament. After receiving interest from UNC Wilmington, Iowa, West Virginia, Davidson and Tennessee, Kitts chose to play collegiate basketball for the Tribe. He spent the summer of 2006 adding muscle to his game, bulking up nearly 20 pounds. Kitts is known as an all-out player who will bang in the paint. He gets off the floor quickly and rebounds on the interior with a purpose.

### VALERIU LAZARESCU - G - 6-4 - 190 - BROSSARD, QUEBEC (CHAMPLAIN ST. LAMBERT)

Lazarescu is an athletic player and a flat-out scorer. He plays for head coach John Dangelas, regarded as one of the top coaches in Canada, at the College of Champlain St. Lambert in Montreal, Quebec, which is known for producing Division I talent. Lazarescu chose the Tribe over American, Princeton, Evansville, Toledo and Boston University.

"I am so thankful Coach John Dangelas allowed us to get involved with Vali at such a late date in the recruiting process," Shaver said. "Vali is a big guard with tremendous athleticism. He is the winner of multiple Canadian dunk contests. He can finish in transition above the rim, shoot from the perimeter and rebound from the guard position."

This season, Lazarescu led Champlain to the Hagen title with a perfect 5-0 mark. He earned tournament MVP honors and led Cavaliers to a 97-39 win over Algonquin in the title game with a team-high 22 points. He has enjoyed an exceptional final season at Champlain, also averaging 20 points per game at the Prep Canada Challenge against top teams from Toronto and Ottawa. At the 2005-06 Canadian Colleges Athletic Association (CCAA) Nationals, Lazarescu helped his Champlain team to a bronze medal.

## NUMERICAL ROSTER

No.	Name	Pos.	El./Cl.	Ht.	Wt.	Hometown/High School
00	Steven Hess	F/C	Fr./Fr.	6-10	225	Charlotte, N.C./Gaston Day School
2	David Schneider	G	Fr./Fr.	6-3	175	Phoenix, Ariz./Brophy Prep
3	Adam Trumbower	G	Sr./Sr.	6-3	190	Roanoke, Va./Cave Spring
4	Alex Smith	F	So./So.	6-5	250	Greenville, S.C./Oak Hill Academy (Va.)
11	Nathan Mann	G	Jr./Jr.	6-2	190	Overland Park, Kan./St. Thomas Aquinas
12	Marcus Barnett	G	Jr./Jr.	6-2	195	Hampton, Va./Phoebus
13	Laimis Kisielius	F	Jr./Jr.	6-8	210	Vilnius, Lithuania/Miller School (Va.)
15	Peter Stein	F	So./So.	6-9	225	Houston, Texas/Westbury Christian
20	Kyle Carrabine	G	Jr./Jr.	6-7	205	Naperville, Ill./Neuqua Valley
22	Danny Sumner	F	Fr./Fr.	6-7	190	Fairfax, Va./Paul VI
23	Chris Darnell	F	So./So.	6-8	210	Fredericksburg, Va./North Stafford
24	Adam Payton	G	5th/Sr.	6-3	195	Burlington, N.J./The Lawrenceville School
25	Chris Stratton	F	Jr./Jr.	6-6	205	Burke, Va./Lake Braddock
45	Corey Cofield	F	Sr./Sr.	6-5	245	Newton, Mass./Roxbury Latin

## ALPHABETICAL ROSTER

No.	Name	Pos.	El./Cl.	Ht.	Wt.	Hometown/High School
12	Marcus Barnett	G	Jr./Jr.	6-2	195	Hampton, Va./Phoebus
20	Kyle Carrabine	G	Jr./Jr.	6-7	205	Naperville, Ill./Neuqua Valley
45	Corey Cofield	F	Sr./Sr.	6-5	245	Newton, Mass./Roxbury Latin
23	Chris Darnell	F	So./So.	6-8	210	Fredericksburg, Va./North Stafford
00	Steven Hess	F/C	Fr./Fr.	6-10	225	Charlotte, N.C./Gaston Day School
13	Laimis Kisielius	F	Jr./Jr.	6-8	210	Vilnius, Lithuania/Miller School (Va.)
11	Nathan Mann	G	Jr./Jr.	6-2	190	Overland Park, Kan./St. Thomas Aquinas
24	Adam Payton	G	5th/Sr.	6-3	195	Burlington, N.J./The Lawrenceville School
2	David Schneider	G	Fr./Fr.	6-3	175	Phoenix, Ariz./Brophy Prep
4	Alex Smith	F	So./So.	6-5	250	Greenville, S.C./Oak Hill Academy (Va.)
15	Peter Stein	F	So./So.	6-9	225	Houston, Texas/Westbury Christian
25	Chris Stratton	F	Jr./Jr.	6-6	205	Burke, Va./Lake Braddock
22	Danny Sumner	F	Fr./Fr.	6-7	190	Fairfax, Va./Paul VI
3	Adam Trumbower	G	Sr./Sr.	6-3	190	Roanoke, Va./Cave Spring

### Head Coach

Tony Shaver (North Carolina, 1976), Fourth season

### Assistant Coaches

Dee Vick (Hampden-Sydney, 1994), Fourth season

Antwon Jackson (Pikeville College, 1993), Second season

Ben Wilkins (N.C. State, 2001) First season

### PRONUNCIATION GUIDE

Kyle Carrabine .....	CARE - uh - byne
Corey Cofield .....	CO - field
Laimis Kisielius .....	LIE-muss kiss-ILL-ee-us
Peter Stein .....	STYNE
Adam Trumbower .....	TRUM - bow - er

## ROSTER BREAKDOWN

### BY POSITION

**Guard:** Adam Payton, Kyle Carrabine, Nathan Mann, Adam Trumbower, Marcus Barnett, David Schneider

**Forward:** Corey Cofield, Laimis Kisielius, Chris Darnell, Alex Smith, Peter Stein, Christ Startton, Steven Hess, Danny Sumner

**Center:** Steven Hess

### BY HEIGHT

**6-10:** Steven Hess

**6-9:** Peter Stein

**6-8:** Chris Darnell, Laimis Kisielius

**6-7:** Kyle Carrabine, Danny Sumner

**6-6:** Chris Stratton

**6-5:** Corey Cofield, Alex Smith

**6-3:** Adam Payton, Adam Trumbower, David Schneider

**6-2:** Nathan Mann, Marcus Barnett

### BY CLASS

**Seniors (3):** Corey Cofield, Adam Payton, Adam Trumbower

**Juniors (5):** Marcus Barnett, Kyle Carrabine, Laimis Kisielius, Nathan Mann, Chris Stratton

**Sophomores (3):** Chris Darnell, Alex Smith, Peter Stein

**Freshmen (4):** Steven Hess, David Schneider, Danny Sumner

### BY STATE

**Arizona (1):** David Schneider

**Illinois (1):** Kyle Carrabine

**Kansas (1):** Nathan Mann

**Massachusetts (1):** Corey Cofield

**New Jersey (1):** Adam Payton

**North Carolina (1):** Steven Hess


**South Carolina (1):** Alex Smith

**Texas (1):** Peter Stein


**Virginia (5):** Marcus Barnett, Chris Darnell, Chris Statton, Danny Sumner, Adam Trumbower

### BY COUNTRY

**Lithuania (1):** Laimis Kisielius




## TELEVISION/RADIO SPOT CHART



**STEVEN HESS**

FR. • 6-10 • 230  
CHARLOTTE, N.C.




**DAVID SCHNEIDER**

FR. • 6-3 • 175  
PHOENIX, ARIZ.




**ADAM TRUMBOWER**

SR. • 6-3 • 190  
ROANOKE, VA.




**ALEX SMITH**

SO. • 6-5 • 250  
GREENVILLE, S.C.




**NATHAN MANN**

JR. • 6-2 • 190  
OVERLAND PARK, KAN.




**MARCUS BARNETT**

JR. • 6-2 • 195  
HAMPTON, VA.




**LAIMISKISIELIUS**

JR. • 6-8 • 210  
VILNIUS, LITHUANIA




**PETER STEIN**

SO. • 6-9 • 220  
BELLAIRE, TEXAS




**KYLE CARRABINE**

JR. • 6-7 • 205  
NAPERVILLE, ILL.




**DANNY SUMNER**

FR. • 6-7 • 190  
FAIRFAX, VA.




**CHRIS DARNELL**

SO. • 6-8 • 210  
FREDERICKSBURG, VA.




**ADAM PAYTON**

SR. • 6-3 • 195  
BURLINGTON, N.J.




**CHRIS STRATTON**

JR. • 6-6 • 205  
BURKE, VA.



**COREY COFIELD**

SR. • 6-5 • 245  
NEWTON, MASS.



**TONY SHAVER**

FOURTH SEASON AT W&M  
31ST SEASON OVERALL





## W&M CAREER RECORD BOOK UPDATE

### SCORING

PLAYER	YEARS	G	PTS
1. Chet Giermak	1947-50	111	2052
2. Jeff Cohen	1958-61	103	2003
3. J. Lowenhaupt	1975-78	112	1866
4. Keith Cieplicki	1982-85	113	1812
5. T. Roberts	1990-93	111	1765
6. Kurt Small	1992-95	108	1487
7. Bill Chambers	1951-53	82	1456
8. John Mahoney	1952-55	78	1446
9. R. Satterthwaite	1974-77	106	1394
10. Adam Hess	2002-04	75	1341
11. Ed McMillan	1948-51	120	1340
12. Scott Smith	1989-92	107	1339
13. Jim Moran	1998-01	107	1324
14. Randy Bracy	1996-99	92	1229
15. Matt Verkey	1993-96	106	1209
16. Roy Lange	1956-59	88	1192
17. Bev Vaughan	1958-61	88	1185
18. Ron Panneton	1966-68	73	1182
19. M. Courage	1973-75	77	1164
20. Carl Parker	1993-96	107	1150
21. K. Richardson	1982-85	113	1139
22. Ben Pomeroy	1965-67	74	1085
23. <b>Corey Cofield</b>	2004-	93	1067
24. Scott Whitley	1978-81	101	1061
25. Bob Sherwood	1968, 70	51	1051

### FIELD GOAL PERCENTAGE

Player	Years	G	Pct
1. Carl Parker	1993-96	107	.560
2. Mike Strayhorn	1980-83	103	.552
3. Ben Blocker	1989-92	105	.546
4. Keith Cieplicki	1982-85	113	.541
5. K. Richardson	1982-85	113	.532
6. Todd Cauthorn	1990-93	105	.527
7. <b>Corey Cofield</b>	2004-	93	.521
8. J. Lowenhaupt	1975-78	112	.517
9. Dave Daugherty	1967-69	75	.515
10. Bob Sherwood	1968-70	51	.515

### 3-POINT FIELD GOALS

Player	Years	G	3FG
1. Matt Verkey	1993-96	106	218
2. Randy Bracy	1996-99	92	171
3. Greg Burzell	1987-89	82	150
4. Adam Hess	2002-04	75	144
5. Jim Moran	1998-2001	107	141
6. David Cox	1992-95	109	137
7. Mike Johnson	2000-02	79	129
8. Jimmy Apple	1988-91	86	124
9. B. Fitzgibbons	1996-97	54	119
10. Nick D'Antoni	2002-05	107	104
11. <b>Nathan Mann</b>	2005-	69	103
11. B. Connor	1990-93	102	88
13. Kurt Small	1992-95	108	86
14. Mit Winter	1998-01	109	75
T. Roberts	1990-93	111	75
16. Scotty Scott	1997, 99-00	65	69
17. T. Jennings	1995-98	71	66
18. Sean Duff	1991-94	85	64
19. Sherman Rivers	2000-03	113	59
20. Taylor Mokris	2003-06	107	58

### 3-POINT ATTEMPTS

Player	Years	G3FGA	
1. Matt Verkey	1993-96	106	583
2. Randy Bracy	1996-99	92	495
3. Adam Hess	2002-04	75	447
4. David Cox	1992-95	109	395
5. Jim Moran	1998-2001	107	376
6. Mike Johnson	2000-02	79	373
7. Greg Burzell	1987-89	82	358
8. Jimmy Apple	1988-91	86	341
9. Nick D'Antoni	2002-05	107	331
10. <b>Nathan Mann</b>	2005-	69	307
11. B. Fitzgibbons	1996-97	54	288
12. Kurt Small	1992-95	108	271

### 3-POINT PERCENTAGE

Player	Years	G	Pct
1. Greg Burzell	1987-89	82	.419
2. B. Fitzgibbons	1996-97	54	.413
3. Jim Moran	1998-01	107	.375
4. Matt Verkey	1993-96	106	.374
5. Mit Winter	1998-01	75	.366
6. Brendan Connor	1990-93	102	.364
Jimmy Apple	1988-91	86	.364
8. David Cox	1992-95	139	.347
9. Mike Johnson	2000-02	79	.346
10. Randy Bracy	1996-99	92	.345
11. <b>Nathan Mann</b>	2005-	69	.336

### 3-POINTERS PER GAME

Player	Years	G	Avg
1. B. Fitzgibbons	1996-97	54	2.20
2. Matt Verkey	1993-96	106	2.06
3. Adam Hess	2002-04	75	1.92
4. Randy Bracy	1996-99	92	1.86
5. Greg Burzell	1987-89	82	1.83
6. Mike Johnson	2000-02	79	1.63
7. <b>Nathan Mann</b>	2005-	69	1.49
8. Jimmy Apple	1988-91	86	1.44
9. Jim Moran	1998-01	107	1.32
10. David Cox	1992-95	137	1.26
11. Scotty Scott	1997, 99-00	65	1.06

### FREE THROWS

Player	Years	G	FT
1. Jeff Cohen	1958-61	103	565
2. John Mahoney	1952-55	78	492
3. Kurt Small	1992-95	108	429
4. Ben Vaughan	1958-61	88	417
5. Thomas Roberts	1990-93	111	416
6. Roy Lange	1956-59	88	408
Bill Chambers	1951-53	82	408
8. John Lowenhaupt	1975-78	112	398
9. Ron Panneton	1966-68	73	370
10. Keith Cieplicki	1982-85	113	360
11. Chet Giermak	1947-50	111	358
12. Ron Satterthwaite	1974-77	106	350
13. Bill Barnes	1979-82	109	334
14. <b>Corey Cofield</b>	2004-	93	327

### FREE THROW ATTEMPTS

Player	Years	G	FTA
1. Jeff Cohen	1958-61	103	784
2. John Mahoney	1952-55	78	670
3. Thomas Roberts	1990-93	111	608
4. Kurt Small	1992-95	108	593
5. Ben Vaughan	1958-61	88	575
6. Bill Chambers	1951-53	82	574
7. Roy Lange	1956-59	88	528
8. Bill Barnes	1979-82	109	521
9. Chet Giermak	1947-50	111	517
10. John Lowenhaupt	1975-78	112	485
11. Ron Satterthwaite	1974-77	106	480
12. Ron Panneton	1966-68	73	466
13. <b>Corey Cofield</b>	2004-	93	462

### OFFENSIVE REBOUNDS

Player	Years	G	Reb
1. David Cully	1993-96	93	252
2. Carl Parker	1993-96	107	239
3. <b>Corey Cofield</b>	2004-	93	217
Thomas Roberts	1990-93	111	217
5. Tom Strohbehm	1999-02	112	213
6. Ben Blocker	1989-92	105	208

### DEFENSIVE REBOUNDS

Player	Years	G	Reb
1. David Cully	1993-96	93	531
2. Thomas Roberts	1990-93	111	438
3. Ben Blocker	1989-92	105	418
4. Carl Parker	1993-96	107	406
5. Mike Johnson	2000-02	79	385
6. Tom Strohbehm	1999-02	112	367
7. Jim Moran	1998-01	107	346
8. Randy Bracy	1996-99	92	335
9. <b>Corey Cofield</b>	2004-	93	321
10. Adam Duggins	2000-03	100	312
Todd Cauthorn	1990-93	105	312

### CAREER REBOUNDS

Player	Years	G	Reb
1. Jeff Cohen	1958-61	103	1679
2. Bill Chambers	1951-53	82	1270
3. Ben Pomeroy	1965-67	74	886
4. John Mahoney	1952-55	78	869
5. David Cully	1993-96	93	783
6. Chuck Sanders	1957-60	94	717
7. Matt Courage	1973-75	110	714
8. Kirk Gooding	1961-63	58	710
9. John Lowenhaupt	1975-78	112	669
10. Thomas Roberts	1990-93	111	655
11. Carl Parker	1993-96	107	645
12. Bev Vaughan	1958-61	88	642
13. Martin Morris	1963-65	67	629
14. Ben Blocker	1989-92	105	626
15. Kevin Richardson	1982-85	113	605
16. Tim Trout	1985-88	100	595
17. Dave Daugherty	1967-69	75	584
18. Tom Strohbehm	1999-02	112	580
19. <b>Corey Cofield</b>	2004-	93	538
20. Mike Johnson	2000-02	79	537

### ASSIST AVERAGE

Player	Years	G	Avg
1. Randy Bracy	1996-99	92	3.82
2. Scott Coval	1983-86	110	3.72
3. Brendan Connor	1990-93	102	3.51
4. John Lowenhaupt	1975-78	112	3.29
5. Nick D'Antoni	2002-05	107	3.17
6. Bill Barnes	1979-82	109	3.13
7. Mike Enoch	1975-78	110	3.13
8. Ron Satterthwaite	1974-77	106	3.12
9. David Cox	1992-95	109	3.08
10. Curtis Pride	1987-90	94	3.05
11. Matt O'Reilly	1987-90	106	2.80
12. George Spack	1972-73	52	2.77
14. Keith Cieplicki	1982-85	113	2.51
13. Scotty Scott	1997, 99-00	65	2.42
15. Sherman Rivers	2000-03	113	2.41
16. Adam Hess	2002-04	75	2.24
17. David Grabuloff	1996-98	76	2.17
18. Steve Seward	1972-73	53	2.17
19. <b>Nathan Mann</b>	2005-	69	2.13
20. Mike Arizin	1973-74	54	2.13
21. Jim Moran	1998-01	107	2.09

### BLOCKED SHOTS

Player	Years	G	Blk
1. David Cully	1993-96	93	248
2. Adam Duggins	2000-03	100	139
3. T. Roberts	1990-93	111	107
4. Carl Parker	1993-96	107	95
5. Todd Cauthorn	1990-93	105	93
6. Jim Moran	1998-01	107	88
7. Brant Weidner	1980-83	111	76
8. Ben Blocker	1989-92	105	60
9. J. Harmon	1996-99	79	56
10. Randy Bracy	1996-99	92	54
11. D. Grabuloff	1996-98	76	51
12. Brian Hutt	2004-06	76	50
13. Nate Loehrke	2003-06	81	40
14. Shaka Arnold	1994-97	101	36
15. Mark Boddy	1984-87	84	35
16. Bill Davis	1999-02	77	33

17. Kurt Small	1992-95	108	32
Dennis Vail	1976	27	32
19. <b>Corey Cofield</b>	2004-	93	32
20. Mit Winter	1998-01	109	31

### BLOCKED SHOTS PER GAME

Player	Years	G	Avg
1. David Cully	1993-96	93	2.67
2. Adam Duggins	2000-03	100	1.39
3. Thomas Roberts	1990-93	111	0.96
4. Carl Parker	1993-96	107	0.89
5. Todd Cauthorn	1990-93	105	0.89
6. Jim Moran	1998-01	107	0.82
7. J. Harmon	1996-99	79	0.71
8. Brant Weidner	1980-83	111	0.68
9. David Grabuloff	1996-98	51	0.67
10. Brian Hutt	2004-06	76	0.66
11. Randy Bracy	1996-99	92	0.59
12. Ben Blocker	1989-92	105	0.57
13. Jim McDonough	1976-77	55	0.53
14. Nate Loehrke	2003-06	81	0.49
15. Ted O'Gorman	1977-78	55	0.44
16. Bill Davis	1999-02	77	0.43
17. Mark Boddy	1984-87	84	0.42
18. J. Lowenhaupt	1976-78	84	0.36
19. Shaka Arnold	1994-97	101	0.36
20. <b>Corey Cofield</b>	2004-	93	0.34

### STEAL AVERAGE

Player	Years	G	Avg
1. Jim McDonough	1976-77	55	2.27
2. John Lowenhaupt	1976-78	84	1.90
3. Randy Bracy	1996-99	92	1.90
4. Bill Barnes	1979-82	109	1.90
5. <b>Adam Payton</b>	2006-	40*	1.55
6. Curtis Pride	1987-90	94	1.45
7. Mike Enoch	1976-78	83	1.45
8. Mike Strayhorn	1980-83	103	1.44
9. Jim Moran	1998-01	107	1.36
10. Kurt Small	1992-95	108	1.33
11. Scott Whitley	1978-81	101	1.27
12. Brendan Connor	1990-93	102	1.25
13. Adam Hess	2002-04	75	1.11
14. Rich Veres	1980-81	53	1.09
15. Sherman Rivers	2000-03	113	1.04
16. Matt Verkey	1993-96	106	1.00
17. Keith Cieplicki	1982-85	113	0.96
18. Ron Satterthwaite	1976-77	51	0.92
19. Todd Cauthorn	1990-93	105	0.88
20. Kevin Richardson	1982-85	113	0.88
21. <b>Corey Cofield</b>	2004-	93	0.85
22. Scott Trimble	1984-87	96	0.84
<b>Nathan Mann</b>	2005		

## TONY SHAVER

Head Coach • Fourth Season at W&M

William and Mary head coach Tony Shaver is in his fourth season at the helm of the Tribe men's basketball program and his 31st overall in coaching. Shaver has coached at the collegiate level for the last 19 years and was officially hired as the 31st head men's basketball coach in the history of the College on May 2, 2003.

The Green and Gold continue to make strides under the direction of Shaver. W&M started the 2005-06 season 4-1, marking the best start for a Tribe since opening the 1992-93 campaign with a 6-1 record. During that season, however, two of the team's first four wins were against non-Division I teams Virginia Wesleyan and Shenandoah, which means the 4-1 start for the 2005-06 squad was the first time in school history that the Tribe has opened a year with at least four wins in its first five games against current Division I opponents. Included in those four victories was a 70-60 win at Hampton, who went on to make the NCAA Tournament.

Prior to the start of the 2005-06 season, Shaver was inducted into the Episcopal High School Hall of Fame in a ceremony at the school on Nov. 11. He led EHS for 10 seasons from 1977-86. With his inception into the Episcopal Hall of Fame, Shaver has been inducted into the Hall of Fame at both of his head coaching stops prior to taking over the reigns at William and Mary. He was inducted into the Hampden-Sydney Hall of Fame in 2004.

In his second season at the helm, W&M immediately started the season on a high note, defeating Radford and Hartford to win the inaugural W&M Tip-Off Classic, the first regular season tournament title for the College since 1981. The Tribe defeated James Madison in the first round of the Colonial Athletic Association Tournament for W&M's first postseason win since 1997, and just the third in the last 20 years.

Shaver began his Tribe career with a 91-64 pounding of Liberty on Nov. 23, 2003. He also won his first ever Colonial Athletic Association contest, as the Tribe knocked off two-time defending league champion UNC Wilmington, 67-66, in overtime on Dec. 4, 2003. In the Tribe's first contest against a nationally ranked opponent under Shaver's direction, W&M performed well, leading No. 15 Pittsburgh by 10 points midway through the first half, before the Panthers, who attempted 28 more free throws than the Tribe, won 70-55.

There have been individual successes as well for the Green and Gold under Shaver's reign. 2004 graduate Adam Hess, currently playing professionally in Germany, became the first player in school history to lead the CAA in scoring. An outstanding student and athlete, Hess was named the CAA Male Scholar-Athlete of the Year (for all sports) and was a First-Team Academic All-American and all-conference selection as a senior. Current senior Corey Cofield was voted the 2004 CAA Rookie of the Year, leading all freshmen in the league in points, rebounds and field goal percentage. Cofield earned his second straight selection to the All-CAA third team in 2005, while current junior Iaimis Kisielius earned a spot on the CAA All-Rookie team in 2005.

Shaver came to W&M after coaching 17 seasons at Hampden-Sydney, compiling a record of 358-121 (.747). He turned the Tigers into a Division III national powerhouse, leading the men's basketball team to eight Old Dominion Athletic Conference titles, 12 20-win seasons and 11 NCAA Division III Tournament appearances. The winningest basketball coach in the program's history, he was named the ODAC and South Region Coach of the Year in 1995, 1999 and 2000, and was picked as the Virginia Sports Information Directors Division II-III Coach of the Year in



1997, 1999 and 2000.

In 2003, Shaver took the Tigers to the NCAA Division III Final Four, as his team finished with a record of 28-4, tied for the second-most wins in the program's history. In 1999, Shaver led H-SC to the national championship game, where the Tigers lost by one point in double-overtime to Wisconsin-Platteville. The team finished 29-3, setting a school record for most wins in a season.

Shaver also has a firm commitment to his players' success in the classroom. In 1999, one of his charges, Jack Jirak, was named the ODAC Scholar-Athlete of the Year and was also awarded the Gammon Cup as the top-student-athlete at the college. Two of Shaver's players, David Hobbs (1999) and Russell Turner (1992) earned Academic All-America honors. A number of his players have been named to the Academic All-ODAC squad, including six student-athletes in 1998.

Prior to taking over at Hampden-Sydney for the 1986-87 campaign, Shaver spent 10 years as the head boys' basketball coach at Episcopal High School in Alexandria, Virginia. He was named the Virginia State Private School Coach of the Year in 1986, and was twice picked as the Alexandria Coach of the Year, while winning 73 percent of his games.

A 1976 graduate of North Carolina, Shaver was a guard on the Tar Heel men's basketball team from 1972-75 under head coach Dean Smith. Originally a walk-on, he earned a scholarship his rookie season, when he was awarded the prestigious Butch Bennett Award, presented to the freshman who exemplifies determination, sportsmanship and sacrifice for the team. Shaver was voted the honoree by his teammates. During his four years in Chapel Hill, UNC went 95-26, including a pair of trips to the NCAA Tournament in 1975 and 1976. During the 1975 season, the Tarheels won the ACC Tournament and advanced to the Sweet 16. During the 1973 and 1974 season, North Carolina made the National Invitational Tournament.

A native of High Point, North Carolina, Shaver and his wife, Ann, are the parents of three sons: Christopher (25), a former standout pitcher on the Tribe's baseball team, who is currently pitching with the Chicago Cubs organization, Austin (22) and Jackson (15).

# 00

## STEVEN HESS

Fr. - F/C - 6-10 - 225 (Charlotte, N.C./Gaston Day School)

- Registered his first career assist and tallied a career-best four points vs. UMBC (12/22/06)
- Equalled a career high in minutes played (11) while adding three points vs. North Florida (12/8/06)
- After missing most of the week prior to the Kansas State game due to illness, came off the bench to score three points, pull down three rebounds and block a shot in 11 minutes of action
- Saw action in the Tribe's exhibition victory over Barton College
- A three-year letterwinner at Gaston Day
- A McDonald's All-American nominee
- Garnered All-Southern Piedmont Athletic Association honors as a junior and senior
- Averaged 13.1 points and nine rebounds as a senior at Gaston Day
- Named Hardest Working Player during his senior season at Gaston Day
- As a junior at Gaston Day, helped his team reach the semifinals of the state tournament in North Carolina's largest independent-school classification

### SINGLE-GAME HIGHS

<b>POINTS</b>	
Season	4 vs. UMBC (12/22/06)
Career	4 vs. UMBC (12/22/06)
<b>FIELD GOALS</b>	
Season	1, five times, most recently vs. UMBC (12/22/06)
Career	1, five times, most recently vs. UMBC (12/22/06)
<b>FIELD GOAL ATTEMPTS</b>	
Season	3 at Kansas State (11/11/06) 3 vs. Wagner (11/20/06)
Career	3 at Kansas State (11/11/06) 3 vs. Wagner (11/20/06)
<b>3-POINT FIELD GOALS</b>	
Season	None
Career	None
<b>3-POINT FIELD GOAL ATTEMPTS</b>	
Season	None
Career	None
<b>FREE THROWS</b>	
Season	2 vs. Hampton (12/28/06) 2 vs. UMBC (12/22/06)
Career	2 vs. Hampton (12/28/06) 2 vs. UMBC (12/22/06)
<b>FREE THROW ATTEMPTS</b>	
Season	4 vs. North Florida (12/8/06) 4 at Kansas State (11/11/06)
Career	4 vs. North Florida (12/8/06) 4 at Kansas State (11/11/06)
<b>REBOUNDS</b>	
Season	3 at Kansas State (11/11/06) 3 vs. Wagner (11/20/06)
Career	3 at Kansas State (11/11/06) 3 vs. Wagner (11/20/06)
<b>ASSISTS</b>	
Season	1 vs. UMBC (12/22/06)
Career	1 vs. UMBC (12/22/06)
<b>STEALS</b>	
Season	None
Career	None
<b>BLOCKED SHOTS</b>	
Season	1 at Kansas State (11/11/06) 1 vs. Wagner (11/20/06)
Career	1 at Kansas State (11/11/06) 1 vs. Wagner (11/20/06)
<b>MINUTES</b>	
Season	11 vs. North Florida (12/8/06) 11 at Kansas State (11/11/06)
Career	11 vs. North Florida (12/8/06) 11 at Kansas State (11/11/06)

### HESS' 2006-07 GAME-BY-GAME STATISTICS

Date	Opp	Min	FG-A	Pct	3FG-A	Pct	FT-A	Pct	O-D	Tot	PF	A	TO	B	S	Pts
N11	at Kansas St.	11	1-3	.333	0-0	.000	1-4	.250	1-2	3	3	0	1	1	0	3
N20	Wagner	8	1-3	.333	0-0	.000	0-0	.000	0-3	3	2	0	1	1	0	2
N25	at Holy Cross															DNP
N28	at Navy	6	1-1	1.000	0-0	.000	0-0	.000	0-0	0	1	0	0	0	0	2
D1	Jacksonville St.	6	0-1	.000	0-0	.000	0-1	.000	0-1	1	1	0	0	0	0	0
D2	Cornell	3	0-0	.000	0-0	.000	0-0	.000	0-0	0	0	0	0	0	0	0
D5	Towson	6	0-0	.000	0-0	.000	0-0	.000	0-1	1	1	0	0	0	0	0
D8	North Florida	11	1-2	.500	0-0	.000	1-4	.250	1-0	1	0	0	0	0	0	3
D22	UMBC	6	1-1	1.000	0-0	.000	2-2	1.000	0-0	0	2	1	0	0	0	4
D28	Hampton	7	0-0	.000	0-0	.000	2-2	1.000	1-1	2	1	0	2	0	0	2
D31	Richmond															DNP
J3	at GMU															DNP
J6	Northeastern															
J8	at Georgia St.															
J10	VCU															
J13	at Delaware															
J17	GMU															
J20	at Hofstra															
J24	at ODU															
J27	Georgia State															
J29	at VCU															
J31	JMU															
F3	UNCW															
F7	at JMU															
F10	at UNCW															
F14	Drexel															
F17	ESPN BracketBusters															
F21	at Drexel															
F24	ODU															

### HESS' CAREER STATISTICS

Season	G-GS	Min-Avg	FG-A	Pct	3FG-A	Pct	FT-A	Pct	OR-DR	Reb-Avg	PF-FO	A	TO	Blk	St	Pts-Avg
2006-07	9-0	64-7.1	5-11	.455	0-0	.000	6-13	.462	3-8	11-1.2	11-0	1	4	2	0	16-1.8
<b>Career</b>	<b>9-0</b>	<b>64-7.1</b>	<b>5-11</b>	<b>.455</b>	<b>0-0</b>	<b>.000</b>	<b>6-13</b>	<b>.462</b>	<b>3-8</b>	<b>11-1.2</b>	<b>11-0</b>	<b>1</b>	<b>4</b>	<b>2</b>	<b>0</b>	<b>16-1.8</b>

### HESS' CAA STATISTICS

Season	G-GS	Min-Avg	FG-A	Pct	3FG-A	Pct	FT-A	Pct	OR-DR	Reb-Avg	PF-FO	A	TO	Blk	St	Pts-Avg
2006-07	1-0	6-6.0	0-0	.000	0-0	.000	0-0	.000	0-1	1-1.0	1-0	0	0	0	0	0-0.0
<b>Career</b>	<b>1-0</b>	<b>6-6.0</b>	<b>0-0</b>	<b>.000</b>	<b>0-0</b>	<b>.000</b>	<b>0-0</b>	<b>.000</b>	<b>0-1</b>	<b>1-1.0</b>	<b>1-0</b>	<b>0</b>	<b>0</b>	<b>0</b>	<b>0</b>	<b>0-0.0</b>

## 2

# DAVID SCHNEIDER

Fr. - G - 6-3 - 175 (Phoenix, Ariz./Brophy Prep)

### SINGLE-GAME HIGHS

#### POINTS

Season 18 vs. Towson (12/5/06)  
18 at Kansas State (11/11/06)  
Career 18 vs. Towson (12/5/06)  
18 at Kansas State (11/11/06)

#### FIELD GOALS

Season 5 vs. Towson (12/5/06)  
5 at Kansas State (11/11/06)  
Career 5 vs. Towson (12/5/06)  
5 at Kansas State (11/11/06)

#### FIELD GOAL ATTEMPTS

Season 14 at Kansas State (11/11/06)  
Career 14 at Kansas State (11/11/06)

#### 3-POINT FIELD GOALS

Season 4 vs. Towson (12/5/06)  
Career 4 vs. Towson (12/5/06)

#### 3-POINT FIELD GOAL ATTEMPTS

Season 9 at Kansas State (11/11/06)  
Career 9 at Kansas State (11/11/06)

#### FREE THROWS

Season 5 at Kansas State (11/11/06)  
Career 5 at Kansas State (11/11/06)

#### FREE THROW ATTEMPTS

Season 7 at Kansas State (11/11/06)  
Career 7 at Kansas State (11/11/06)

#### REBOUNDS

Season 9 at Kansas State (11/11/06)  
Career 9 at Kansas State (11/11/06)

#### ASSISTS

Season 7 at Kansas State (11/11/06)  
Career 7 at Kansas State (11/11/06)

#### STEALS

Season 4 at Kansas State (11/11/06)  
Career 4 at Kansas State (11/11/06)

#### BLOCKED SHOTS

Season None  
Career None

#### MINUTES

Season 38 at Kansas State (11/11/06)  
Career 38 at Kansas State (11/11/06)

- Tallied his fifth double-digit scoring performance with 10 points to go along with four assists in his first career CAA road game at George Mason (1/3/07)
- After missing three games with an injury returned to the floor, coming off the bench to lead W&M with 18 points, including four 3-point field goals against Towson (12/5/06)
- Dished out six assists compared to only one turnover against Wagner (11/20/06)
- Named CAA Rookie of the Week on Nov. 13 following his performance at Kansas State
- Led the Tribe in points (18), rebounds (9), assists (7), steals (4) and minutes played (38) against the Wildcats
- Turned in an impressive performance in the Tribe's exhibition victory over Barton College with 14 points on 5-of-7 shooting to go along with team-highs in assists (7), rebounds (8) and steals (8)
- His eight steals would have established a Kaplan Arena and W&M school-record
- Earned honorable mention 5A All-State honors at Brophy College Prep
- Garnered first-team all-region accolades in 2005 and 2006
- As a senior at Brophy Prep, averaged 18 points, six rebounds, six assists and two steals
- Father, Jeff Schneider, played basketball at Virginia Tech and was drafted by the Houston Rockets in the fifth round of the 1982 NBA Draft

### SCHNEIDER'S 2006-07 GAME-BY-GAME STATISTICS

Date	Opp	Min	FG-A	Pct	3FG-A	Pct	FT-A	Pct	O-D	Tot	PF	A	TO	B	S	Pts
N11	at Kansas St.	38	5-14	.357	3-9	.333	5-7	.714	1-8	9	4	7	5	0	4	18
N20	Wagner	25	2-3	.667	1-2	.500	3-4	.750	0-2	2	3	6	1	0	1	8
N25	at Holy Cross	29	1-7	.143	0-2	.000	2-4	.500	0-1	1	4	1	1	0	3	4
N28	at Navy															
D1	Jacksonville St.															
D2	Cornell															
D5	Towson	28	5-9	.556	4-8	.500	2-3	.667	0-2	2	3	2	1	0	1	18
D8	North Florida	31	2-5	.400	2-4	.500	4-4	1.000	1-2	3	1	5	2	0	2	10
D22	UMBC	34	3-8	.375	3-6	.500	2-2	1.000	0-1	1	1	2	1	0	0	11
D28	Hampton	29	1-5	.200	1-5	.200	3-6	.500	0-3	3	4	3	3	0	0	6
D31	Richmond	32	3-7	.429	3-7	.429	0-1	.000	0-3	3	2	0	4	0	2	9
J3	at GMU	36	3-8	.375	2-6	.333	2-2	1.000	1-1	2	3	4	3	0	1	10
J6	Northeastern															
J8	at Georgia St.															
J10	VCU															
J13	at Delaware															
J17	GMU															
J20	at Hofstra															
J24	at ODU															
J27	Georgia State															
J29	at VCU															
J31	JMU															
F3	UNCW															
F7	at JMU															
F10	at UNCW															
F14	Drexel															
F17	ESPN BracketBusters															
F21	at Drexel															
F24	ODU															

\* Games started

### SCHNEIDER'S CAREER STATISTICS

Season	G-GS	Min-Avg	FG-A	Pct	3FG-A	Pct	FT-A	Pct	OR-DR	Reb-Avg	PF-FO	A	TO	Blk	St	Pts-Avg
2006-07	9-8	282-31.3	25-66	.379	19-51	.373	25-35	.714	3-23	26-2.9	25-0	30	21	0	14	94-10.4
Career	9-8	282-31.3	25-66	.379	19-51	.373	25-35	.714	3-23	26-2.9	25-0	30	21	0	14	94-10.4

### SCHNEIDER'S CAA STATISTICS

Season	G-GS	Min-Avg	FG-A	Pct	3FG-A	Pct	FT-A	Pct	OR-DR	Reb-Avg	PF-FO	A	TO	Blk	St	Pts-Avg
2006-07	2-1	64-32.0	8-17	.471	6-14	.429	4-5	.800	1-3	4-2.0	6-0	6	4	0	2	28-14.0
Career	2-1	64-32.0	8-17	.471	6-14	.429	4-5	.800	1-3	4-2.0	6-0	6	4	0	2	28-14.0

# 3

## ADAM TRUMBOWER

Sr. - G - 6-3 - 190 (Roanoke, Va./Cave Spring)

- In first start of the season vs. Cornell (12/2/06), had seven points and a career-high tying five assists
- Led the Tribe in points with a career-high 12 against Navy (11/28/06)
- Finished 8-of-9 from the free throw line, while also leading the Tribe in rebounds (6) and assists (4) against the Midshipmen
- Team Co-Captain with senior Adam Payton
- Earned scholarship for his senior season after playing his first three years at W&M as a walk on
- Scored a season-high seven points against VCU (1/19/06), while logging 16 minutes
- Tallied four points in the Tribe's season-opening win over Maine (11/18/05)
- Registered steals against Delaware (2/15/06), Georgia State (2/4/06) and at VCU (1/19/06)
- Became the first walk on to start a game since 1996-97
- Tallied a then career-high eight points and seven rebounds off the bench at Radford (11/24/03)
- Set a career high with five assists in start at Delaware (1/21/04)
- Played 25 minutes with six points, three rebounds and two assists against Liberty (11/23/03) in his first career game.

Date	Opp	Min	FG-A	Pct	3FG-A	Pct	FT-A	Pct	O-D	Tot	PF	A	TO	B	S	Pts
N11	at Kansas St.	2	0-0	.000	0-0	.000	0-0	.000	0-1	1	0	0	1	0	0	0
N20	Wagner	16	1-2	.500	0-1	.000	0-0	.000	0-1	1	2	1	1	0	0	2
N25	at Holy Cross	4	0-0	.000	0-0	.000	0-0	.000	0-1	1	1	1	0	0	0	0
N28	at Navy	25	2-4	.500	0-2	.000	8-9	.889	2-4	6	3	4	1	0	0	12
D1	Jacksonville St.	20	0-2	.000	0-1	.000	2-2	1.000	1-4	5	2	1	1	0	1	2
D2	Cornell	27	2-4	.500	1-3	.333	2-2	1.000	0-2	2	3	5	1	0	0	7
D5	Towson	20	0-2	.000	0-1	.000	2-2	1.000	1-3	4	2	3	1	0	0	2
D8	North Florida	15	1-3	.333	0-1	.000	0-0	.000	1-2	3	2	2	1	0	3	2
D22	UMBC	9	2-2	1.000	0-0	.000	2-2	1.000	0-0	0	0	0	1	0	0	6
D28	Hampton	11	0-1	.000	0-1	.000	1-2	.500	1-1	2	2	1	4	0	0	1
D31	Richmond	8	0-0	.000	0-0	.000	0-0	.000	0-0	0	1	1	1	0	0	0
J3	at GMU	4	0-0	.000	0-0	.000	0-0	.000	0-0	0	1	0	0	0	0	0
J6	Northeastern															
J8	at Georgia St.															
J10	VCU															
J13	at Delaware															
J17	GMU															
J20	at Hofstra															
J24	at ODU															
J27	Georgia State															
J29	at VCU															
J31	JMU															
F3	UNCW															
F7	at JMU															
F10	at UNCW															
F14	Drexel															
F17	ESPN BracketBusters															
F21	at Drexel															
F24	ODU															

\* Games started

### TRUMBOWER'S CAREER STATISTICS

Season	G-GS	Min-Avg	FG-A	Pct	3FG-A	Pct	FT-A	Pct	OR-DR	Reb-Avg	PF-FO	A	TO	Blk	St	Pts-Avg
2003-04	28-2	482-17.2	19-74	.257	9-55	.164	16-24	.667	14-28	42-1.5	32-0	36	28	1	5	63-2.3
2004-05	15-1	90-6.0	6-18	.333	3-10	.300	11-11	1.000	4-10	14-0.9	5-0	6	7	1	3	26-1.7
2005-06	21-0	106-5.0	2-18	.111	1-9	.111	7-9	.778	2-5	7-0.3	13-0	5	8	0	3	12-0.6
2006-07	12-2	161-13.4	8-20	.400	1-10	.100	17-19	.895	6-19	25-2.1	19-0	19	13	0	4	32-2.7
<b>Career</b>	<b>76-5</b>	<b>844-11.1</b>	<b>35-128</b>	<b>.273</b>	<b>14-84</b>	<b>.167</b>	<b>51-63</b>	<b>.810</b>	<b>26-62</b>	<b>88-1.2</b>	<b>69-0</b>	<b>66</b>	<b>56</b>	<b>2</b>	<b>15</b>	<b>133-1.8</b>

### TRUMBOWER'S CAA STATISTICS

Season	G-GS	Min-Avg	FG-A	Pct	3FG-A	Pct	FT-A	Pct	OR-DR	Reb-Avg	PF-FO	A	TO	Blk	St	Pts-Avg
2003-04	18-2	278-15.4	6-35	.171	3-26	.115	7-11	.636	7-8	15-0.8	22-0	22	16	1	3	22-1.2
2004-05	8-1	58-7.3	4-10	.400	1-4	.250	8-8	1.000	2-5	7-0.9	4-0	4	4	1	1	17-2.1
2005-06	15-0	87-5.8	1-12	.083	1-7	.143	5-7	.714	1-5	6-0.4	9-0	5	7	0	3	8-0.5
2006-07	2-1	24-12.0	0-2	.000	0-1	.000	2-2	1.000	1-3	4-2.0	3-0	3	1	0	0	2-1.0
<b>Career</b>	<b>43-4</b>	<b>447-10.4</b>	<b>11-59</b>	<b>.186</b>	<b>5-38</b>	<b>.132</b>	<b>22-28</b>	<b>.786</b>	<b>11-21</b>	<b>32-0.7</b>	<b>36-0</b>	<b>34</b>	<b>28</b>	<b>2</b>	<b>7</b>	<b>49-1.1</b>

### SINGLE-GAME HIGHS

<b>POINTS</b>	
Season	12 at Navy (11/28/06)
Career	12 at Navy (11/28/06)
<b>FIELD GOALS</b>	
Season	2, three times, most recently vs. UMBC (12/22/06)
Career	3 vs. Campbell (12/30/03) 3 at Radford (11/24/03)
<b>FIELD GOAL ATTEMPTS</b>	
Season	4 vs. Cornell (12/2/06) 4 at Navy (11/28/06)
Career	7 vs. Campbell (12/30/03) 7 at Radford (11/24/03)
<b>3-POINT FIELD GOALS</b>	
Season	1 vs. Cornell (12/2/06)
Career	2, three times, most recently at UNC Greensboro (12/20/04)
<b>3-POINT FIELD GOAL ATTEMPTS</b>	
Season	3 vs. Cornell (12/2/06)
Career	6 at Radford (11/24/03)
<b>FREE THROWS</b>	
Season	8 at Navy (11/28/06)
Career	8 at Navy (11/28/06)
<b>FREE THROW ATTEMPTS</b>	
Season	9 at Navy (11/28/06)
Career	9 at Navy (11/28/06)
<b>REBOUNDS</b>	
Season	6 at Navy (11/28/06)
Career	7 at Radford (11/24/03)
<b>ASSISTS</b>	
Season	5 vs. Cornell (12/2/06)
Career	5 vs. Cornell (12/2/06) 5 at Delaware (1/21/04)
<b>STEALS</b>	
Season	3 vs. North Florida (12/8/06)
Career	3 vs. North Florida (12/8/06)
<b>BLOCKED SHOTS</b>	
Season	None
Career	1 vs. Drexel (2/2/05) 1 at Towson (1/14/04)
<b>MINUTES</b>	
Season	27 vs. Cornell (12/2/06)
Career	36 at Delaware (1/21/04)

## 4

## ALEX SMITH

So. - F - 6-5 - 250 (Greenville, S.C./Oak Hill Academy (Va.))

### SINGLE-GAME HIGHS

**POINTS**  
 Season 12 vs. Richmond (12/31/06)  
 Career 12 vs. Richmond (12/31/06)

**FIELD GOALS**  
 Season 4, five times, most recently at George Mason (1/3/07)  
 Career 4, five times, most recently at George Mason (1/3/07)

**FIELD GOAL ATTEMPTS**  
 Season 8 vs. UMBC (12/22/06)  
 Career 8 vs. UMBC (12/22/06)  
 8 vs. Maine (11/18/05)

**3-POINT FIELD GOALS**  
 Season None  
 Career None

**3-POINT FIELD GOAL ATTEMPTS**  
 Season 1 at Navy (11/28/06)  
 Career 1 at Navy (11/28/06)  
 1 at VCU (1/19/06)

**FREE THROWS**  
 Season 4 vs. Richmond (12/31/06)  
 Career 4 vs. Richmond (12/31/06)  
 4 vs. Maine (11/18/05)

**FREE THROW ATTEMPTS**  
 Season 5 vs. Richmond (12/31/06)  
 Career 6 vs. Maine (11/18/05)

**REBOUNDS**  
 Season 5 vs. UMBC (12/22/06)  
 5 vs. Wagner (11/20/06)  
 Career 6 at Old Dominion (2/9/06)

**ASSISTS**  
 Season 1, three times, most recently at George Mason (1/3/07)  
 Career 1, seven times, most recently at George Mason (1/3/07)

**STEALS**  
 Season 2 at Navy (11/28/06)  
 Career 2 at Navy (11/28/06)  
 2 at Towson (12/3/05)

**BLOCKED SHOTS**  
 Season 2 vs. Hampton (12/28/06)  
 Career 3 vs. Maine (11/18/05)

**MINUTES**  
 Season 21 vs. Hampton (12/28/06)  
 Career 21 vs. Hampton (12/28/06)

- Averaging 10 points and four rebounds on 64 percent shooting from the field in 17.5 minutes per game over the last four contests
- Came off the bench and scored 11 points on 4-of-5 shooting from the field to go along with four rebounds in the Tribe's win at George Mason (1/3/07)
- Had a trio of 3-point plays on the block vs. the Patriots
- Led the Tribe in scoring off the bench each of the last three games, including a career-high 12 points on 4-of-5 from the field and free throw line vs. Richmond (12/31/06)
- Played a career-high 21 minutes against Hampton (12/28/06) and led the W&M bench in scoring for the third time with eight points, while pulling down a team-high three rebounds
- Started his first game of the season vs. Jacksonville State (12/1/06)
- Made his first career start against Campbell (11/26/05) before making starts in the following two contests at Longwood (11/28/05) and vs. UNC Wilmington (11/30/05)
- Scored a then career-high 10 points in his first career game against Maine (11/18/05)
- Pulled down a career-high and team-high six rebounds at Old Dominion (2/9/06)
- Played for national power Oak Hill Academy in 2004-05, which ended the season ranked No. 1 in the nation in the *USA Today* Super 25 Boys' Basketball Rankings and finished the season with a record of 34-2

### SMITH'S 2006-07 GAME-BY-GAME STATISTICS

Date	Opp	Min	FG-A	Pct	3FG-A	Pct	FT-A	Pct	O-D	Tot	PF	A	TO	B	S	Pts
N11	at Kansas St.	13	1-4	.250	0-0	.000	0-0	.000	1-2	3	2	0	0	0	0	2
N20	Wagner	12	1-4	.250	0-0	.000	0-1	.000	1-4	5	3	0	0	1	0	2
N25	at Holy Cross	11	1-2	.500	0-0	.000	1-1	1.000	0-2	2	5	0	1	1	0	3
N28	at Navy	19	4-6	.667	0-1	.000	1-4	.250	2-2	4	2	1	2	0	2	9
D1	Jacksonville St.	17	1-3	.333	0-0	.000	0-0	.000	2-1	3	0	0	2	0	0	2
D2	Cornell	16	3-6	.500	0-0	.000	0-2	.000	1-1	2	1	0	2	0	1	6
D5	Towson	10	0-1	.000	0-0	.000	0-0	.000	0-2	2	0	0	0	0	0	0
D8	North Florida	9	1-2	.500	0-0	.000	1-2	.500	1-0	1	1	0	0	0	0	3
D22	UMBC	15	4-8	.500	0-0	.000	1-1	1.000	1-4	5	2	0	2	0	0	9
D28	Hampton	21	4-7	.571	0-1	.000	0-0	.000	1-2	3	3	1	1	2	0	8
D31	Richmond	20	4-5	.800	0-0	.000	4-5	.800	2-2	4	3	0	2	0	1	12
J3	at GMU	14	4-5	.800	0-0	.000	3-3	1.000	1-3	4	1	1	1	0	0	11
J6	Northeastern															
J8	at Georgia St.															
J10	VCU															
J13	at Delaware															
J17	GMU															
J20	at Hofstra															
J24	at ODU															
J27	Georgia State															
J29	at VCU															
J31	JMU															
F3	UNCW															
F7	at JMU															
F10	at UNCW															
F14	Drexel															
F17	ESPN BracketBusters															
F21	at Drexel															
F24	ODU															

\* Games started

### SMITH'S CAREER STATISTICS

Season	G-GS	Min-Avg	FG-A	Pct	3FG-A	Pct	FT-A	Pct	OR-DR	Reb-Avg	PF-FO	A	TO	Blk	St	Pts-Avg
2005-06	27-3	252-9.3	23-51	.451	0-1	.000	23-35	.657	16-40	56-2.1	25-1	4	21	6	5	69-2.6
2006-07	12-2	177-14.8	28-53	.528	0-2	.000	11-19	.579	13-25	38-3.2	23-1	3	11	4	4	67-5.6
<b>Career</b>	<b>39-5</b>	<b>429-11.0</b>	<b>51-104</b>	<b>.490</b>	<b>0-3</b>	<b>.000</b>	<b>34-54</b>	<b>.630</b>	<b>29-65</b>	<b>94-2.4</b>	<b>48-2</b>	<b>7</b>	<b>32</b>	<b>10</b>	<b>9</b>	<b>136-3.5</b>

### SMITH'S CAA STATISTICS

Season	G-GS	Min-Avg	FG-A	Pct	3FG-A	Pct	FT-A	Pct	OR-DR	Reb-Avg	PF-FO	A	TO	Blk	St	Pts-Avg
2005-06	17-1	160-9.4	14-29	.483	0-1	.000	13-20	.650	10-27	37-2.2	17-1	2	11	2	3	41-2.4
2006-07	2-1	24-12.0	4-6	.667	0-0	.000	3-3	1.000	1-5	6-3.0	1-0	1	1	0	0	11-5.5
<b>Career</b>	<b>19-2</b>	<b>184-9.7</b>	<b>18-35</b>	<b>.514</b>	<b>0-1</b>	<b>.000</b>	<b>16-23</b>	<b>.696</b>	<b>11-32</b>	<b>43-2.3</b>	<b>18-1</b>	<b>3</b>	<b>12</b>	<b>2</b>	<b>3</b>	<b>52-2.7</b>

# 11

## NATHAN MANN

Jr. - G - 6-2 - 190 (Overland Park, Kan./St. Thomas Aquinas)

- Scored 11 of his team-high 14 points in the first half of the Tribe's win at George Mason (1/3/07), hitting on four 3-pointers for the second time this season
- Led W&M with 13 points and a career-high nine rebounds in the victory over North Florida (12/8/06)
- Connected on four 3-point field goals, finishing with a season-high 15 points against Cornell (12/2/06)
- Finished with 12 points on 5-of-9 from the floor, including a pair of 3-point field goals, to go along with team highs in rebounds (6) and assists (4) against Holy Cross (11/25/06)
- Knocked down four, or more, 3-pointers on seven occasions, including three contests of five trifectas
- Ranks 11th in school history in career 3-point field goal percentage (.336) and eighth in 3-point field goals per game (1.49)
- Ranked third in the CAA (all games) in 3-point field-goal percentage and 12th in 3-point field-goals made
- Notched his second career 20-plus point game with a season-high 21 at Georgia State (1/14/06), including five 3-point field goals
- Led team in assists as a freshman with 76, ranking 12th in the CAA at 2.62 per contest
- Scored career-high 25 points, shooting 10-of-19 from the floor and 5-of-11 from the 3-point line in 41 minutes in double-overtime game against George Mason (2/12/05)

### SINGLE-GAME HIGHS

**POINTS**  
 Season 15 vs. Cornell (12/2/06)  
 Career 25 vs. George Mason (2/12/05)

**FIELD GOALS**  
 Season 5, three times, most recently at George Mason (1/3/07)  
 Career 10 vs. George Mason (2/12/05)

**FIELD GOAL ATTEMPTS**  
 Season 13 vs. Cornell (12/2/06)  
 Career 19 vs. George Mason (2/12/05)

**3-POINT FIELD GOALS**  
 Season 4 at George Mason (1/3/07)  
 4 vs. Cornell (12/2/06)  
 Career 5, four times, most recently at Georgia State (1/14/06)

**3-POINT FIELD GOAL ATTEMPTS**  
 Season 10 vs. Cornell (12/2/06)  
 Career 11 vs. George Mason (2/12/05)

**FREE THROWS**  
 Season 4 vs. North Florida (12/8/06)  
 4 vs. Towson (12/5/06)  
 Career 4, six times, most recently vs. North Florida (12/8/06)

**FREE THROW ATTEMPTS**  
 Season 4 vs. North Florida (12/8/06)  
 4 vs. Towson (12/5/06)  
 Career 6 vs. Hampton (12/30/04)

**REBOUNDS**  
 Season 9 vs. North Florida (12/8/06)  
 Career 9 vs. North Florida (12/8/06)

**ASSISTS**  
 Season 4 vs. Richmond (12/31/06)  
 4 at Holy Cross (11/25/06)  
 Career 6 vs. Towson (1/26/05)

**STEALS**  
 Season 2 vs. Towson (12/5/06)  
 Career 5 vs. Maine (11/18/05)  
 5 vs. Longwood (12/1/04)

**BLOCKED SHOTS**  
 Season 1 vs. Wagner (11/20/06)  
 Career 1, four times, most recently vs. Wagner (11/20/06)

**MINUTES**  
 Season 32 at George Mason (1/3/07)  
 Career 41 vs. George Mason (2/12/05)

### MANN'S 2006-07 GAME-BY-GAME STATISTICS

Date	Opp	Min	FG-A	Pct	3FG-A	Pct	FT-A	Pct	O-D	Tot	PF	A	TO	B	S	Pts
N11	at Kansas St.	20	2-6	.333	1-5	.200	0-0	.000	1-0	1	5	1	1	0	1	5
N20	Wagner	23	0-6	.000	0-3	.000	0-0	.000	0-3	3	0	1	0	1	1	0
N25	at Holy Cross	27	5-9	.556	2-5	.400	0-1	.000	0-6	6	3	4	0	0	0	12
N28	at Navy	26	1-6	.167	1-6	.167	0-0	.000	0-2	2	2	3	2	0	0	3
D1	Jacksonville St.	28	4-8	.500	0-3	.000	0-0	.000	0-5	5	2	2	4	0	1	8
D2	Cornell	29	5-13	.385	4-10	.400	1-2	.500	0-4	4	2	1	0	0	0	15
D5	Towson	24	1-8	.125	0-6	.000	4-4	1.000	0-0	0	1	2	0	0	2	6
D8	North Florida	29	4-11	.364	1-6	.167	4-4	1.000	1-8	9	2	3	1	0	0	13
D22	UMBC	26	1-4	.250	0-2	.000	3-3	1.000	0-0	0	1	2	2	0	0	5
D28	Hampton	30	4-8	.500	2-5	.400	2-2	1.000	2-1	3	2	1	3	0	1	12
D31	Richmond	32	1-8	.125	0-2	.000	1-2	.500	1-7	8	1	4	1	0	0	3
J3	at GMU	32	5-11	.455	4-9	.444	0-1	.000	0-0	0	1	1	1	0	0	14
J6	Northeastern															
J8	at Georgia St.															
J10	VCU															
J13	at Delaware															
J17	GMU															
J20	at Hofstra															
J24	at ODU															
J27	Georgia State															
J29	at VCU															
J31	JMU															
F3	UNCW															
F7	at JMU															
F10	at UNCW															
F14	Drexel															
F17	ESPN BracketBusters															
F21	at Drexel															
F24	ODU															

### MANN'S CAREER STATISTICS

Season	G-GS	Min-Avg	FG-A	Pct	3FG-A	Pct	FT-A	Pct	OR-DR	Reb-Avg	PF-FO	A	TO	Blk	St	Pts-Avg
2004-05	29-18	696-24.0	82-226	.363	37-121	.306	25-36	.694	10-58	68-2.3	37-0	76	67	3	25	226-7.8
2005-06	28-7	611-21.8	72-196	.367	51-124	.411	23-30	.767	7-56	63-2.3	46-0	46	31	0	21	218-7.8
2006-07	12-11	326-27.2	33-98	.337	15-62	.242	15-19	.789	4-37	41-3.4	22-1	25	15	1	6	96-8.0
<b>Career</b>	<b>69-36</b>	<b>1633-23.7</b>	<b>187-522</b>	<b>.358</b>	<b>103-307</b>	<b>.336</b>	<b>63-85</b>	<b>.741</b>	<b>21-151</b>	<b>172-2.5</b>	<b>106-1</b>	<b>147</b>	<b>112</b>	<b>4</b>	<b>52</b>	<b>540-7.8</b>

### MANN'S CAA STATISTICS

Season	G-GS	Min-Avg	FG-A	Pct	3FG-A	Pct	FT-A	Pct	OR-DR	Reb-Avg	PF-FO	A	TO	Blk	St	Pts-Avg
2004-05	18-11	460-25.6	54-150	.360	21-77	.273	16-22	.727	7-36	43-2.4	25-0	47	33	2	13	145-8.1
2005-06	18-3	365-20.3	45-124	.363	34-81	.420	16-22	.727	4-29	33-1.8	26-0	26	18	0	8	140-7.8
2006-07	2-2	56-28.0	6-19	.316	4-15	.267	4-5	.800	0-0	0-0.0	2-0	3	1	0	2	20-10.0
<b>Career</b>	<b>38-16</b>	<b>881-23.2</b>	<b>105-293</b>	<b>.358</b>	<b>59-173</b>	<b>.341</b>	<b>36-49</b>	<b>.735</b>	<b>11-65</b>	<b>76-2.0</b>	<b>52-0</b>	<b>76</b>	<b>52</b>	<b>2</b>	<b>23</b>	<b>305-8.0</b>

# 12

## MARCUS BARNETT

Jr. - G - 6-2 - 195 (Hampton, Va./Phoebus)

### SINGLE-GAME HIGHS

<b>POINTS</b>	
Season	None
Career	None
<b>FIELD GOALS</b>	
Season	None
Career	None
<b>FIELD GOAL ATTEMPTS</b>	
Season	None
Career	None
<b>3-POINT FIELD GOALS</b>	
Season	None
Career	None
<b>3-POINT FIELD GOAL ATTEMPTS</b>	
Season	None
Career	None
<b>FREE THROWS</b>	
Season	None
Career	None

<b>FREE THROW ATTEMPTS</b>	
Season	1 vs. Wagner (11/20/06)
Career	1 vs. Wagner (11/20/06)

<b>REBOUNDS</b>	
Season	1 vs. Wagner (11/20/06)
Career	1 vs. Wagner (11/20/06)

<b>ASSISTS</b>	
Season	None
Career	None

<b>STEALS</b>	
Season	None
Career	None

<b>BLOCKED SHOTS</b>	
Season	1 vs. Wagner (11/20/06)
Career	1 vs. Wagner (11/20/06)

<b>MINUTES</b>	
Season	2 vs. Wagner (11/20/06)
Career	2 vs. Wagner (11/20/06)

- Saw the first action of his W&M career against Wagner (11/20/06) and finished with a rebound and a blocked shot
- Joined the Tribe as a walk-on prior to the 2006-07 season
- A three-year letterwinner as a point and shooting guard at Phoebus
- A 2004 Basketball Zooms Scholar-Athlete Award winner
- Was the Phoebus team captain in 2003-04
- Lived and grew up in Italy

### BARNETT'S 2006-07 GAME-BY-GAME STATISTICS

Date	Opp	Min	FG-A	Pct	3FG-A	Pct	FT-A	Pct	O-D	Tot	PF	A	TO	B	S	Pts
N11	at Kansas St.						DNP									
N20	Wagner	2	0-0	.000	0-0	.000	0-1	.000	0-1	1	1	0	0	1	0	0
N25	at Holy Cross						DNP									
N28	at Navy						DNP									
D1	Jacksonville St.						DNP									
D2	Cornell						DNP									
D5	Towson						DNP									
D8	North Florida	1	0-0	.000	0-0	.000	0-0	.000	0	0	0	0	0	0	0	0
D22	UMBC						DNP									
D28	Hampton						DNP									
D31	Richmond						DNP									
J3	at GMU						DNP									
J6	Northeastern						DNP									
J8	at Georgia St.						DNP									
J10	VCU						DNP									
J13	at Delaware						DNP									
J17	GMU						DNP									
J20	at Hofstra						DNP									
J24	at ODU						DNP									
J27	Georgia State						DNP									
J29	at VCU						DNP									
J31	JMU						DNP									
F3	UNCW						DNP									
F7	at JMU						DNP									
F10	at UNCW						DNP									
F14	Drexel						DNP									
F17	ESPN BracketBusters						DNP									
F21	at Drexel						DNP									
F24	ODU						DNP									

\* Games started

### BARNETT'S CAREER STATISTICS

Season	G-GS	Min-Avg	FG-A	Pct	3FG-A	Pct	FT-A	Pct	OR-DR	Reb-Avg	PF-FO	A	TO	Blk	St	Pts-Avg
2006-07	2-0	3-1.5	0-0	.000	0-0	.000	0-1	.000	0-1	1-0.5	1-0	0	0	1	0	0-0.0
<b>Career</b>	<b>2-0</b>	<b>3-1.5</b>	<b>0-0</b>	<b>.000</b>	<b>0-0</b>	<b>.000</b>	<b>0-1</b>	<b>.000</b>	<b>0-1</b>	<b>1-0.5</b>	<b>1-0</b>	<b>0</b>	<b>0</b>	<b>1</b>	<b>0</b>	<b>0-0.0</b>

### BARNETT'S CAA STATISTICS

Season	G-GS	Min-Avg	FG-A	Pct	3FG-A	Pct	FT-A	Pct	OR-DR	Reb-Avg	PF-FO	A	TO	Blk	St	Pts-Avg
2006-07	0-0	0-0.0	0-0	.000	0-0	.000	0-0	.000	0-0	0-0.0	0-0	0	0	0	0	0-0.0
<b>Career</b>	<b>0-0</b>	<b>0-0.0</b>	<b>0-0</b>	<b>.000</b>	<b>0-0</b>	<b>.000</b>	<b>0-0</b>	<b>.000</b>	<b>0-0</b>	<b>0-0.0</b>	<b>0-0</b>	<b>0</b>	<b>0</b>	<b>0</b>	<b>0</b>	<b>0-0.0</b>



# 13

## LAIMISKISIELIUS

Jr. - F - 6-8 - 210 (Vilnius, Lithuania/Miller School (Va.))

- Ranks four in the CAA in field goal percentage at 55.8 percent
- Has led W&M in scoring on five occasions and ranks 17th in the CAA at 12.9 points per game
- Had an all-around game at George Mason (1/3/07), equalling a season-high with eight rebounds and tying a career-high with five assists
- Tallied 11 points with a season-high eight rebounds vs. Richmond (12/31/06)
- Led W&M for the fourth time on the year with 19 points, including a career-high tying two block shots in a win over UMBC (12/22/06)
- Posted back-to-back 20-point games vs. Cornell (12/2/06) and Jacksonville State (12/1/06) on his way to earning W&M Tip-Off Classic All-Tournament team honors
- Established career highs with eight field goals and three steals vs. Wagner
- Hit his first five 3-point attempts on the season
- Hit on 5-of-7 from the floor, including a perfect 3-of-3 from 3-point range against Kansas State for 16 points
- Played for Lithuania in the Global Games over the summer and helped his squad to a silver medal in the tournament
- Had eight games of five or more rebounds, including a career-high nine at UMBC (12/17/05)
- CAA All-Rookie selection in 2004-05
- Tallied a career-high 23 points, along with five assists, at UNC Wilmington (2/9/04)

### SINGLE-GAME HIGHS

**POINTS**  
 Season 21 vs. Cornell (12/2/06)  
 Career 23 at UNC Wilmington (2/9/05)

**FIELD GOALS**  
 Season 8 vs. Wagner (11/20/06)  
 Career 8 vs. Wagner (11/20/06)

**FIELD GOAL ATTEMPTS**  
 Season 12 vs. Cornell (12/2/06)  
 12 vs. Wagner (11/20/06)  
 Career 15 at UNC Wilmington (2/9/05)

**3-POINT FIELD GOALS**  
 Season 3 vs. Cornell (12/2/06)  
 3 at Kansas State (11/11/06)  
 Career 3, four times, most recently vs. Cornell (12/2/06)

**3-POINT FIELD GOAL ATTEMPTS**  
 Season 6 vs. Cornell (12/2/06)  
 Career 8 at UNC Wilmington (2/9/05)

**FREE THROWS**  
 Season 9 vs. Jacksonville State (12/1/06)  
 Career 9 vs. Jacksonville State (12/1/06)

**FREE THROW ATTEMPTS**  
 Season 12 vs. Hampton (12/28/06)  
 12 vs. Jacksonville State (12/1/06)  
 Career 12 vs. Hampton (12/28/06)  
 12 vs. Jacksonville State (12/1/06)

**REBOUNDS**  
 Season 8 at George Mason (1/3/07)  
 8 vs. Richmond (12/31/06)  
 Career 9 at UMBC (12/17/05)

**ASSISTS**  
 Season 5 at George Mason (1/3/07)  
 Career 5, three times, most recently at George Mason (1/3/07)

**STEALS**  
 Season 3 vs. Wagner (11/20/06)  
 Career 3 vs. Wagner (11/20/06)

**BLOCKED SHOTS**  
 Season 2, three times, most recently vs. Richmond (12/31/06)  
 Career 2, four times, most recently vs. Richmond (12/31/06)

**MINUTES**  
 Season 35 vs. Cornell (12/2/06)  
 35 at Kansas State (11/11/06)  
 Career 35, five times, most recently vs. Cornell (12/2/06)

### KISIELIUS' 2006-07 GAME-BY-GAME STATISTICS

Date	Opp	Min	FG-A	Pct	3FG-A	Pct	FT-A	Pct	O-D	Tot	PF	A	TO	B	S	Pts
N11	at Kansas St.	35	5-7	.714	3-3	1.000	3-4	.750	1-1	2	3	2	3	0	1	16
N20	Wagner	28	8-12	.667	2-4	.500	0-1	.000	0-2	2	4	1	3	0	3	18
N25	at Holy Cross	30	4-10	.400	2-4	.500	0-0	.000	1-2	3	1	1	5	1	0	10
N28	at Navy	26	2-3	.667	0-0	.000	4-5	.800	0-4	4	1	0	3	0	1	8
D1	Jacksonville St.	31	5-6	.833	1-2	.500	9-12	.750	3-3	6	0	1	6	0	1	20
D2	Cornell	35	7-12	.583	3-6	.500	4-4	1.000	3-3	6	2	4	1	0	1	21
D5	Towson	29	0-6	.000	0-3	.000	0-0	.000	0-0	0	0	4	1	0	0	0
D8	North Florida	30	2-5	.400	0-2	.000	1-2	.500	2-0	2	1	3	1	2	1	5
D22	UMBC	34	5-7	.714	2-3	.667	7-8	.875	2-1	3	1	2	2	2	1	19
D28	Hampton	31	4-5	.800	2-2	1.000	8-12	.667	0-1	1	3	3	3	0	1	18
D31	Richmond	30	4-6	.667	1-3	.333	2-4	.500	3-5	8	1	3	2	2	0	11
J3	at GMU	29	2-7	.286	0-1	.000	5-6	.833	4-4	8	2	5	4	0	1	9
J6	Northeastern															
J8	at Georgia St.															
J10	VCU															
J13	at Delaware															
J17	GMU															
J20	at Hofstra															
J24	at ODU															
J27	Georgia State															
J29	at VCU															
J31	JMU															
F3	UNCW															
F7	at JMU															
F10	at UNCW															
F14	Drexel															
F17	ESPN BracketBusters															
F21	at Drexel															
F24	ODU															

\* Games started

### KISIELIUS' CAREER STATISTICS

Season	G-GS	Min-Avg	FG-A	Pct	3FG-A	Pct	FT-A	Pct	OR-DR	Reb-Avg	PF-FO	A	TO	Blk	St	Pts-Avg
2004-05	28-20	710-25.4	78-203	.384	19-63	.302	69-90	.767	22-65	87-3.1	55-3	53	60	4	14	244-8.7
2005-06	28-25	634-22.6	68-198	.343	12-60	.200	51-68	.750	30-67	97-3.5	53-2	41	64	1	14	199-7.1
2006-07	12-11	368-30.7	48-86	.558	16-33	.485	43-58	.741	19-26	45-3.8	21-0	34	38	7	10	155-12.9
<b>Career</b>	<b>68-56</b>	<b>1712-25.2</b>	<b>194-487</b>	<b>.398</b>	<b>46-156</b>	<b>.295</b>	<b>163-216</b>	<b>.755</b>	<b>71-158</b>	<b>229-3.4</b>	<b>129-5</b>	<b>128</b>	<b>162</b>	<b>12</b>	<b>38</b>	<b>598-8.8</b>

### KISIELIUS' CAA STATISTICS

Season	G-GS	Min-Avg	FG-A	Pct	3FG-A	Pct	FT-A	Pct	OR-DR	Reb-Avg	PF-FO	A	TO	Blk	St	Pts-Avg
2004-05	18-14	504-28.0	57-145	.393	13-36	.361	54-69	.783	17-46	63-3.5	35-1	36	39	4	4	181-10.1
2005-06	18-15	390-21.7	40-125	.320	6-36	.167	31-40	.775	18-27	45-2.5	37-2	25	38	1	9	117-6.5
2006-07	2-2	58-29.0	2-13	.154	0-4	.000	5-6	.833	4-4	8-4.0	2-0	9	5	0	0	9-4.5
<b>Career</b>	<b>38-32</b>	<b>954-25.1</b>	<b>99-283</b>	<b>.350</b>	<b>19-76</b>	<b>.250</b>	<b>90-115</b>	<b>.783</b>	<b>39-77</b>	<b>116-3.1</b>	<b>74-3</b>	<b>70</b>	<b>82</b>	<b>5</b>	<b>13</b>	<b>307-8.1</b>

## SINGLE-GAME HIGHS

### POINTS

Season 10 vs. North Florida (12/8/06)  
 Career 16 vs. James Madison (1/28/06)

### FIELD GOALS

Season 3 vs. North Florida (12/8/06)  
 3 vs. Towson (12/5/06)  
 Career 6 vs. Campbell (11/26/05)

### FIELD GOAL ATTEMPTS

Season 4, three times, most recently  
 vs. North Florida (12/8/06)  
 Career 7, three times, most recently  
 at Drexel (2/23/06)

### 3-POINT FIELD GOALS

Season None  
 Career None

### 3-POINT FIELD GOAL ATTEMPTS

Season 1 vs. Richmond (12/31/06)  
 1 vs. North Florida  
 Career 1, eight times, most recently  
 vs. Richmond (12/31/06)

### FREE THROWS

Season 4 vs. North Florida (12/8/06)  
 Career 8 vs. James Madison (1/28/06)

### FREE THROW ATTEMPTS

Season 8 vs. North Florida (12/8/06)  
 Career 11 vs. James Madison (1/28/06)

### REBOUNDS

Season 8 vs. Richmond (12/31/06)  
 Career 8 vs. Richmond (12/31/06)

### ASSISTS

Season 4 vs. Towson (12/5/06)  
 4 vs. Jacksonville State (12/1/06)  
 Career 4 vs. Towson (12/5/06)  
 4 vs. Jacksonville State (12/1/06)

### STEALS

Season 2 vs. North Florida (12/8/06)  
 Career 2, three times, most recently  
 vs. North Florida (12/8/06)

### BLOCKED SHOTS

Season 2 vs. North Florida (12/8/06)  
 Career 2 vs. North Florida (12/8/06)  
 2 at Old Dominion (2/9/06)

### MINUTES

Season 30 vs. Cornell (12/2/06)  
 Career 30 vs. Cornell (12/2/06)

# 15

# PETERSTEIN

So. - F - 6-9 - 225 (Houton, Texas/Westbury Christian)

- Led the Tribe with a career-high eight rebounds in the College's victory over Richmond (12/31/06)
- Tallied a season-high and his fourth career double-digit performance with 10 points against North Florida to go along with a career-high two blocked shots
- Played 28 minutes off the bench in the CAA opener against Towson and contributed a season-high six points, a team-high four rebounds and tied his career-high with four assists, while shooting 3-of-4 from the field
- Led the Tribe with six rebounds and four assists against Jacksonville State (12/1/06), both totals were career highs
- Started the Tribe's exhibition opening victory over Barton College, scoring seven points and pulling down two rebounds
- Played in 25 contests, while making a trio of starts as a freshman
- Averaged 14.8 minutes per game, while shooting .577 (41-of-71) from the field
- Finished the season with averages of 4.0 points and 2.0 rebounds per game
- Scored in double figures on three occasions
- Had a career high 16 points on a perfect 4-of-4 from the field and 8-of-11 from the free throw line in an 86-68 victory over James Madison (1/28/06)
- Two-time all-state selection at Westbury Christian
- Helped team win three Texas Private School state championships
- McDonald's All-American nominee

### STEIN'S 2006-07 GAME-BY-GAME STATISTICS

Date	Opp	Min	FG-A	Pct	3FG-A	Pct	FT-A	Pct	O-D	Tot	PF	A	TO	B	S	Pts
N11	at Kansas St.	20	2-4	.500	0-0	.000	0-0	.000	3-3	6	4	2	2	0	0	4
N20	Wagner	7	1-1	1.000	0-0	.000	0-0	.000	0-0	0	4	1	1	0	0	2
N25	at Holy Cross	18	1-1	1.000	0-0	.000	1-2	.500	0-0	0	2	0	4	0	0	3
N28	at Navy	13	2-2	1.000	0-0	.000	0-0	.000	1-1	2	0	0	1	0	0	4
D1	Jacksonville St.	20	1-1	1.000	0-0	.000	0-2	.000	2-4	6	1	4	3	0	0	2
D2	Cornell	30	1-1	1.000	0-0	.000	0-3	.000	3-1	4	2	2	2	1	0	2
D5	Towson	28	3-4	.750	0-0	.000	0-1	.000	1-3	4	3	4	2	0	0	6
D8	North Florida	23	3-4	.750	0-1	.000	4-8	.500	0-4	4	3	0	1	2	2	10
D22	UMBC	19	2-5	.400	0-0	.000	0-0	.000	0-2	2	3	0	0	0	1	4
D28	Hampton	20	2-3	.667	0-0	.000	3-3	1.000	2-1	3	4	1	3	0	0	7
D31	Richmond	20	1-2	.500	0-1	.000	2-3	.667	4-4	8	2	1	1	0	0	4
J3	at GMU	26	2-3	.667	0-0	.000	0-0	.000	1-2	3	4	1	0	0	0	4
J6	Northeastern															
J8	at Georgia St.															
J10	VCU															
J13	at Delaware															
J17	GMU															
J20	at Hofstra															
J24	at ODU															
J27	Georgia State															
J29	at VCU															
J31	JMU															
F3	UNCW															
F7	at JMU															
F10	at UNCW															
F14	Drexel															
F17	ESPN BracketBusters															
F21	at Drexel															
F24	ODU															

\* Games started

### STEIN'S CAREER STATISTICS

Season	G-GS	Min-Avg	FG-A	Pct	3FG-A	Pct	FT-A	Pct	OR-DR	Reb-Avg	PF-FO	A	TO	Blk	St	Pts-Avg
2005-06	25-3	371-14.8	41-71	.577	0-6	.000	19-32	.594	19-30	49-2.0	44-1	18	33	4	9	101-4.0
2006-07	12-9	244-20.3	21-31	.677	0-2	.000	10-22	.455	17-25	42-3.5	32-0	16	20	3	3	52-4.3
<b>Career</b>	<b>37-12</b>	<b>615-16.6</b>	<b>62-102</b>	<b>.608</b>	<b>0-8</b>	<b>.000</b>	<b>29-54</b>	<b>.537</b>	<b>36-55</b>	<b>91-2.5</b>	<b>76-1</b>	<b>34</b>	<b>53</b>	<b>7</b>	<b>12</b>	<b>153-4.1</b>

### STEIN'S CAA STATISTICS

Season	G-GS	Min-Avg	FG-A	Pct	3FG-A	Pct	FT-A	Pct	OR-DR	Reb-Avg	PF-FO	A	TO	Blk	St	Pts-Avg
2005-06	17-1	270-15.9	28-51	.549	0-5	.000	18-30	.600	16-19	35-2.1	31-1	13	24	4	6	74-4.4
2006-07	2-1	54-27.0	5-7	.714	0-0	.000	0-1	.000	2-5	7-3.5	4-0	5	2	0	0	10-5.0
<b>Career</b>	<b>19-2</b>	<b>324-17.1</b>	<b>33-58</b>	<b>.569</b>	<b>0-5</b>	<b>.000</b>	<b>18-31</b>	<b>.580</b>	<b>18-24</b>	<b>42-2.2</b>	<b>35-1</b>	<b>18</b>	<b>26</b>	<b>4</b>	<b>6</b>	<b>84-4.4</b>

# 20

## KYLE CARRABINE

Jr. - F - 6-7 - 205 (Naperville, Ill./Neuqua Valley)

- One of the Tribe's best threats from 3-point range, connecting on 42.4 percent in 12.3 minutes a game off the bench
- Gave W&M its first lead at George Mason (1/3/07) with a 3-pointer from the right wing midway through the first half
- Connected on a pair of 3-pointers during a two-minute span late in the first half to give the Tribe a halftime lead against Hampton (12/28/06)
- Came off the bench to tally career highs in rebounds (4) and steals (1) to go along with five points against UMBC (12/22/06)
- In his second career start vs. Towson (12/5/06), scored a career-high 10 points, while connecting on 3-of-6 from 3-point range
- Started his first career game against Jacksonville State (12/1/06) and finished with two points, two rebounds and an assist
- Notched career highs in minutes (18), points (9) and 3-point field goals made (3) against Navy (11/28/06)
- All three of his treys against Navy came in the first half to keep the Tribe within striking distance
- Played 12 minutes against Wagner (11/20) and finished with four points and a rebound
- Knocked down his lone 3-point field goal on the season on his way to scoring a then career-high five points at Old Dominion (2/9/06)
- First career points came on a 3-pointer at No. 8 Kentucky (12/22/04)
- Scored four points in nine minutes at Hofstra (1/31/05)

SINGLE-GAME HIGHS	
<b>POINTS</b>	
Season	10 vs. Towson (12/5/06)
Career	10 vs. Towson (12/5/06)
<b>FIELD GOALS</b>	
Season	3 vs. Towson (12/5/06) 3 at Navy (11/28/06)
Career	3 vs. Towson (12/5/06) 3 at Navy (11/28/06)
<b>FIELD GOAL ATTEMPTS</b>	
Season	7 at Navy (11/28/06)
Career	7 at Navy (11/28/06)
<b>3-POINT FIELD GOALS</b>	
Season	3 vs. Towson (12/5/06) 3 at Navy (11/28/06)
Career	3 vs. Towson (12/5/06) 3 at Navy (11/28/06)
<b>3-POINT FIELD GOAL ATTEMPTS</b>	
Season	7 at Navy (11/28/06)
Career	7 at Navy (11/28/06)
<b>FREE THROWS</b>	
Season	2 vs. Wagner (11/20/06)
Career	2 vs. Wagner (11/20/06) 2 at Old Dominion (2/9/06)
<b>FREE THROW ATTEMPTS</b>	
Season	3 vs. Wagner (11/20/06)
Career	3 vs. Wagner (11/20/06) 3 at Old Dominion (2/9/06)
<b>REBOUNDS</b>	
Season	4 at George Mason (1/3/07) 4 vs. UMBC (12/22/06)
Career	4 at George Mason (1/3/07) 4 vs. UMBC (12/22/06)
<b>ASSISTS</b>	
Season	1, three times, most recently at George Mason (1/3/07)
Career	1, six times, most recently at George Mason (1/3/07)
<b>STEALS</b>	
Season	1 at George Mason (1/3/07) 1 vs. UMBC (12/22/06)
Career	1, five times, most recently at George Mason (1/3/07)
<b>BLOCKED SHOTS</b>	
Season	None
Career	None
<b>MINUTES</b>	
Season	18 at Navy (11/28/06)
Career	18 at Navy (11/28/06)

### CARRABINE'S 2006-07 GAME-BY-GAME STATISTICS

Date	Opp	Min	FG-A	Pct	3FG-A	Pct	FT-A	Pct	O-D	Tot	PF	A	TO	B	S	Pts
N11	at Kansas St.	3	0-0	.000	0-0	.000	0-0	.000	0-0	0	0	0	0	0	0	0
N20	Wagner	12	1-1	1.000	0-0	.000	2-3	.667	0-1	1	0	0	0	0	0	4
N25	at Holy Cross	2	0-0	.000	0-0	.000	0-0	.000	0-0	0	0	0	0	0	0	0
N28	at Navy	18	3-7	.429	3-7	.429	0-0	.000	0-0	0	0	0	1	0	0	9
D1	Jacksonville St.	14	1-5	.200	0-3	.000	0-0	.000	0-2	2	0	1	0	0	0	2
D2	Cornell	13	2-3	.667	1-2	.500	0-0	.000	1-0	1	1	0	0	0	0	5
D5	Towson	16	3-6	.500	3-6	.500	1-2	.500	0-2	2	2	0	0	0	0	10
D8	North Florida	10	2-3	.667	1-2	.500	0-0	.000	0-1	1	0	0	1	0	0	5
D22	UMBC	13	2-5	.400	1-3	.333	0-0	.000	0-4	4	1	0	0	0	1	5
D28	Hampton	15	2-4	.500	2-4	.500	0-0	.000	1-0	1	0	1	1	0	0	6
D31	Richmond	15	2-4	.500	2-4	.500	1-2	.500	1-1	2	1	0	1	0	0	7
J3	at GMU	17	2-3	.667	1-2	.500	0-0	.000	1-3	4	0	1	1	0	1	5
J6	Northeastern															
J8	at Georgia St.															
J10	VCU															
J13	at Delaware															
J17	GMU															
J20	at Hofstra															
J24	at ODU															
J27	Georgia State															
J29	at VCU															
J31	JMU															
F3	UNCW															
F7	at JMU															
F10	at UNCW															
F14	Drexel															
F17	ESPN BracketBusters															
F21	at Drexel															
F24	ODU															

### CARRABINE'S CAREER STATISTICS

Season	G-GS	Min-Avg	FG-A	Pct	3FG-A	Pct	FT-A	Pct	OR-DR	Reb-Avg	PF-FO	A	TO	Blk	St	Pts-Avg
2004-05	15-0	75-5.0	6-16	.375	2-10	.200	1-2	.500	2-4	6-0.4	5-0	3	1	0	3	15-1.0
2005-06	8-0	30-3.8	3-11	.273	1-6	.167	2-3	.667	0-4	4-0.5	0-0	0	2	0	0	9-1.1
2006-07	12-2	149-12.4	20-41	.488	14-33	.424	4-7	.571	5-13	18-1.5	6-0	3	5	0	2	58-4.8
<b>Career</b>	<b>35-2</b>	<b>253-7.2</b>	<b>29-68</b>	<b>.426</b>	<b>17-49</b>	<b>.347</b>	<b>7-12</b>	<b>.583</b>	<b>7-21</b>	<b>28-0.8</b>	<b>11-0</b>	<b>6</b>	<b>8</b>	<b>0</b>	<b>5</b>	<b>82-2.3</b>

### CARRABINE'S CAA STATISTICS

Season	G-GS	Min-Avg	FG-A	Pct	3FG-A	Pct	FT-A	Pct	OR-DR	Reb-Avg	PF-FO	A	TO	Blk	St	Pts-Avg
2004-05	9-0	52-5.8	4-9	.444	1-5	.200	1-2	.500	2-4	6-0.7	4-0	0	1	0	1	10-1.1
2005-06	7-0	23-3.3	3-8	.375	1-5	.200	2-3	.667	0-1	1-0.1	0-0	0	0	0	0	9-1.3
2006-07	2-1	33-16.5	5-9	.556	4-8	.500	1-2	.500	1-5	6-3.0	2-0	1	1	0	1	15-7.5
<b>Career</b>	<b>19-1</b>	<b>108-5.7</b>	<b>12-26</b>	<b>.462</b>	<b>6-18</b>	<b>.333</b>	<b>4-7</b>	<b>.571</b>	<b>3-10</b>	<b>13-0.7</b>	<b>6-0</b>	<b>1</b>	<b>2</b>	<b>0</b>	<b>2</b>	<b>34-1.8</b>

# 22

# DANNY SUMNER

Fr. - F - 6-7 - 190 (Fairfax, Va./Paul VI)

## SINGLE-GAME HIGHS

### POINTS

Season 12 vs. Wagner (11/20/06)  
 Career 12 vs. Wagner (11/20/06)

### FIELD GOALS

Season 5 vs. Wagner (11/20/06)  
 Career 5 vs. Wagner (11/20/06)

### FIELD GOAL ATTEMPTS

Season 10 vs. Wagner (11/20/06)  
 Career 10 vs. Wagner (11/20/06)

### 3-POINT FIELD GOALS

Season 2 vs. Wagner (11/20/06)  
 Career 2 vs. Wagner (11/20/06)

### 3-POINT FIELD GOAL ATTEMPTS

Season 5 vs. Wagner (11/20/06)  
 Career 5 vs. Wagner (11/20/06)

### FREE THROWS

Season None  
 Career None

### FREE THROW ATTEMPTS

Season 6 vs. Jacksonville State (12/1/06)  
 Career 6 vs. Jacksonville State (12/1/06)

### REBOUNDS

Season 4 at Holy Cross (11/25/06)  
 Career 4 at Holy Cross (11/25/06)

### ASSISTS

Season 1, four times, most recently  
 vs. Towson (12/5/06)  
 Career 1, four times, most recently  
 vs. Towson (12/5/06)

### STEALS

Season 1, three times, most recently  
 vs. Jacksonville State (12/1/06)  
 Career 1, three times, most recently  
 vs. Jacksonville State (12/1/06)

### BLOCKED SHOTS

Season 1 vs. Jacksonville State (12/1/06)  
 Career 1 vs. Jacksonville State (12/1/06)

### MINUTES

Season 19 at Navy (11/28/06)  
 Career 19 at Navy (11/28/06)

- Made first career start against Cornell (12/2/06)
- Scored his first collegiate points with 12 on 5-of-10 from the field against Wagner (11/20/06)
- Pulled down three rebounds, all offensive, against the Seahawks
- Played 12 minutes and finished with two points, three rebounds and a block against Barton College
- His two points against the Bulldogs came on a follow-up two-handed dunk
- Named to the *Washington Post* First-Team All-Metro squad as a senior
- Honored with the Ron Johnson Award as the Five Star Most Promising Guard Prospect
- A First-Team *D.C. Examiner* and WCACA All-Conference selection
- Named the Virginia Independent Schools State Player of the Year in 2006
- Averaged 19.3 points, 8.6 rebounds, 2.0 assists and 2.0 blocks per game as a senior at Paul VI Catholic
- Led team to the Virginia Independent Schools Division I State final in 2004 and 2005, while advancing to the semifinals in 2006
- A honorable mention *Washington Post* All-Metro pick as a junior
- First W&M player from Paul VI since David Cully, who graduated from W&M in 1996 as the College's all-time blocked shots leader (248)

## SUMNER'S 2006-07 GAME-BY-GAME STATISTICS

Date	Opp	Min	FG-A	Pct	3FG-A	Pct	FT-A	Pct	O-D	Tot	PF	A	TO	B	S	Pts
N11	at Kansas St.	6	0-1	.000	0-1	.000	0-0	.000	0-0	0	1	1	1	0	0	0
N20	Wagner	16	5-10	.500	2-5	.400	0-0	.000	3-0	3	0	1	0	0	1	12
N25	at Holy Cross	14	1-4	.250	0-0	.000	0-1	.000	2-2	4	0	0	2	0	0	2
N28	at Navy	19	2-8	.250	0-3	.000	0-0	.000	1-0	1	0	1	1	0	1	4
D1	Jacksonville St.	10	0-4	.000	0-0	.000	0-6	.000	2-0	2	0	0	0	1	1	0
D2	Cornell	10	1-4	.250	0-2	.000	0-0	.000	0-0	0	0	0	1	0	0	2
D5	Towson	3	0-2	.000	0-1	.000	0-0	.000	0-1	1	0	1	0	0	0	0
D8	North Florida	1	0-1	.000	0-1	.000	0-0	.000	0-0	0	0	0	0	0	0	0
D22	UMBC															DNP
D28	Hampton															DNP
D31	Richmond															DNP
J3	at GMU															DNP
J6	Northeastern															DNP
J8	at Georgia St.															DNP
J10	VCU															DNP
J13	at Delaware															DNP
J17	GMU															DNP
J20	at Hofstra															DNP
J24	at ODU															DNP
J27	Georgia State															DNP
J29	at VCU															DNP
J31	JMU															DNP
F3	UNCW															DNP
F7	at JMU															DNP
F10	at UNCW															DNP
F14	Drexel															DNP
F17	ESPN BracketBusters															DNP
F21	at Drexel															DNP
F24	ODU															DNP

\* Games started

## SUMNER'S CAREER STATISTICS

Season	G-GS	Min-Avg	FG-A	Pct	3FG-A	Pct	FT-A	Pct	OR-DR	Reb-Avg	PF-FO	A	TO	Blk	St	Pts-Avg
2006-07	8-1	79-9.9	9-34	.265	2-13	.154	0-7	.000	8-3	11-1.4	1-0	4	5	1	3	20-2.5
<b>Career</b>	<b>8-1</b>	<b>79-9.9</b>	<b>9-34</b>	<b>.265</b>	<b>2-13</b>	<b>.154</b>	<b>0-7</b>	<b>.000</b>	<b>8-3</b>	<b>11-1.4</b>	<b>1-0</b>	<b>4</b>	<b>5</b>	<b>1</b>	<b>3</b>	<b>20-2.5</b>

## SUMNER'S CAA STATISTICS

Season	G-GS	Min-Avg	FG-A	Pct	3FG-A	Pct	FT-A	Pct	OR-DR	Reb-Avg	PF-FO	A	TO	Blk	St	Pts-Avg
2006-07	1-0	3-3.0	0-2	.000	0-1	.000	0-0	.000	0-1	1-1.0	0-0	1	0	0	0	0-0.0
<b>Career</b>	<b>1-0</b>	<b>3-3.0</b>	<b>0-2</b>	<b>.000</b>	<b>0-1</b>	<b>.000</b>	<b>0-0</b>	<b>.000</b>	<b>0-1</b>	<b>1-1.0</b>	<b>0-0</b>	<b>1</b>	<b>0</b>	<b>0</b>	<b>0</b>	<b>0-0.0</b>

# 23

## CHRIS DARNELL

So. - F - 6-8 - 210 (Fredericksburg, Va./North Stafford)

- Finished with two points and four rebounds in W&M's victory at George Mason (1/3/07)
- Had a career-high two blocked shots vs. Cornell (12/2/06)
- Started his first game of the season and second of his career at Navy (11/28/06)
- Turned in an all-around solid performance against Wagner (11/20/06) with seven points, five rebounds and a career-high three assists in 15 minutes off the bench
- Came off the bench in Tribe's exhibition win over Barton College, finishing with three points, three rebounds and two assists in 14 minutes of action
- Earned his first career start against Hofstra (2/20/06)
- In his first career game against Maine (11/18/05), knocked down a pair of 3-point field goals on his way to six points, four rebounds and two assists in 15 minutes
- Tallied a season-high eight points on 3-of-5 from the field to go along with a career-best seven rebounds against Delaware (2/15/06)
- Led the team in rebounding on three occasions, including back-to-back games with seven boards against Delaware (2/15/06) and four vs. Hofstra (2/20/06)
- Selected to the Virginia Group AAA All-State Second-Team by the *Associated Press*
- *Free-Lance Star* and district player of the year as a senior
- Set North Stafford High School's career scoring record with 1,464 points
- Averaged 24 points and 10 rebounds a game as a senior

### DARNELL'S 2006-07 GAME-BY-GAME STATISTICS

Date	Opp	Min	FG-A	Pct	3FG-A	Pct	FT-A	Pct	O-D	Tot	PF	A	TO	B	S	Pts
N11	at Kansas St.	9	1-2	.500	1-1	1.000	0-0	.000	0-3	3	1	1	1	0	0	3
N20	Wagner	15	3-5	.600	1-1	1.000	0-0	.000	3-2	5	1	3	1	0	0	7
N25	at Holy Cross	3	0-1	.000	0-0	.000	0-0	.000	0-0	0	0	0	0	0	0	0
N28	at Navy	10	0-1	.000	0-0	.000	0-0	.000	0-2	2	1	1	2	1	0	0
D1	Jacksonville St.	16	0-3	.000	0-0	.000	0-2	.000	0-5	5	2	1	3	0	0	0
D2	Cornell	17	1-2	.500	0-0	.000	1-1	1.000	0-1	1	2	3	2	2	1	3
D5	Towson	4	0-0	.000	0-0	.000	2-2	1.000	1-2	3	2	0	2	0	0	2
D8	North Florida	9	0-0	.000	0-0	.000	0-0	.000	0-0	0	1	0	1	0	1	0
D22	UMBC	12	0-0	.000	0-0	.000	0-0	.000	0-0	0	1	0	0	0	0	0
D28	Hampton	3	0-1	.000	0-0	.000	0-0	.000	0-0	0	0	0	0	0	0	0
D31	Richmond	10	1-3	.333	0-1	.000	0-2	.000	1-2	3	2	1	1	0	0	2
J3	at GMU	11	1-5	.200	0-3	.000	0-0	.000	1-3	4	2	1	0	0	0	2
J6	Northeastern															
J8	at Georgia St.															
J10	VCU															
J13	at Delaware															
J17	GMU															
J20	at Hofstra															
J24	at ODU															
J27	Georgia State															
J29	at VCU															
J31	JMU															
F3	UNCW															
F7	at JMU															
F10	at UNCW															
F14	Drexel															
F17	ESPN BracketBusters															
F21	at Drexel															
F24	ODU															

\* Games started

### SINGLE-GAME HIGHS

<b>POINTS</b>	
Season	7 vs. Wagner (11/20/06)
Career	8 vs. Delaware (2/15/06)
<b>FIELD GOALS</b>	
Season	3 vs. Wagner (11/20/06)
Career	3, four times, most recently vs. Wagner (11/20/06)
<b>FIELD GOAL ATTEMPTS</b>	
Season	5 at George Mason (1/3/07)
	5 vs. Wagner (11/20/06)
Career	6 vs. Georgia State (2/4/06)
	6 at UNC Wilmington (1/7/06)
<b>3-POINT FIELD GOALS</b>	
Season	1 vs. Wagner (11/20/06)
	1 at Kansas State (11/11/06)
Career	2 vs. Maine (11/18/05)
<b>3-POINT FIELD GOAL ATTEMPTS</b>	
Season	3 at George Mason (1/3/07)
Career	3 at George Mason (1/3/07)
	3 at Towson (12/3/05)
<b>FREE THROWS</b>	
Season	2 vs. Towson (12/5/06)
Career	2 vs. Hofstra (2/20/06)
<b>FREE THROW ATTEMPTS</b>	
Season	2, three times, most recently vs. Richmond (12/31/06)
Career	2, six times, most recently vs. Richmond (12/31/06)
<b>REBOUNDS</b>	
Season	5 vs. Wagner (11/20/06)
Career	7 vs. Delaware (2/15/06)
<b>ASSISTS</b>	
Season	3 vs. Cornell
	3 vs. Wagner (11/20/06)
Career	3, four times, most recently vs. Cornell (12/2/06)
<b>STEALS</b>	
Season	1 vs. North Florida (12/8/06)
	1 vs. Cornell (12/2/06)
Career	1, five times, most recently vs. North Florida (12/8/06)
<b>BLOCKED SHOTS</b>	
Season	2 vs. Cornell (12/2/06)
Career	2 vs. Cornell (12/2/06)
<b>MINUTES</b>	
Season	17 vs. Cornell (12/2/06)
Career	21 vs. Delaware (2/15/06)

### DARNELL'S CAREER STATISTICS

Season	G-GS	Min-Avg	FG-A	Pct	3FG-A	Pct	FT-A	Pct	OR-DR	Reb-Avg	PF-FO	A	TO	Blk	St	Pts-Avg
2005-06	21-1	237-11.3	23-60	.383	4-18	.222	5-8	.625	14-32	46-2.2	5-0	13	13	3	3	55-2.6
2006-07	12-2	119-9.9	7-23	.304	2-6	.333	3-7	.429	6-20	26-2.2	15-0	11	13	3	2	19-1.6
<b>Career</b>	<b>33-3</b>	<b>356-10.8</b>	<b>30-82</b>	<b>.366</b>	<b>6-24</b>	<b>.250</b>	<b>8-15</b>	<b>.533</b>	<b>20-52</b>	<b>72-2.2</b>	<b>20-0</b>	<b>24</b>	<b>26</b>	<b>6</b>	<b>5</b>	<b>74-2.2</b>

### DARNELL'S CAA STATISTICS

Season	G-GS	Min-Avg	FG-A	Pct	3FG-A	Pct	FT-A	Pct	OR-DR	Reb-Avg	PF-FO	A	TO	Blk	St	Pts-Avg
2005-06	15-1	174-11.6	16-47	.340	2-13	.154	5-8	.625	12-23	35-2.3	3-0	9	10	3	3	39-2.6
2006-07	2-0	15-7.5	1-5	.000	0-3	.000	2-2	1.000	2-5	7-3.5	4-0	1	2	0	0	4-2.0
<b>Career</b>	<b>17-1</b>	<b>189-11.1</b>	<b>17-52</b>	<b>.327</b>	<b>2-16</b>	<b>.125</b>	<b>7-10</b>	<b>.700</b>	<b>14-28</b>	<b>42-2.5</b>	<b>7-0</b>	<b>10</b>	<b>12</b>	<b>3</b>	<b>3</b>	<b>43-2.5</b>

## SINGLE-GAME HIGHS

### POINTS

Season 18 vs. Jacksonville State (12/1/06)  
 Career 20 at Virginia Tech (12/27/05)

### FIELD GOALS

Season 7 vs. Towson (12/5/06)  
 Career 7, three times, most recently vs. Towson (12/5/06)

### FIELD GOAL ATTEMPTS

Season 16 vs. Towson (12/5/06)  
 16 at Navy (11/28/06)  
 Career 16 vs. Towson (12/5/06)  
 16 at Navy (11/28/06)

### 3-POINT FIELD GOALS

Season 2 vs. Hampton (12/28/06)  
 Career 3 at Drexel (2/23/06)

### 3-POINT FIELD GOAL ATTEMPTS

Season 4 vs. Towson (12/5/06)  
 4 at Holy Cross (11/25/06)  
 Career 4 vs. Towson (12/5/06)  
 4 at Drexel (2/23/06)

### FREE THROWS

Season 8 vs. Cornell (12/2/06)  
 Career 8 vs. Cornell (12/2/06)

### FREE THROW ATTEMPTS

Season 10 vs. Cornell (12/2/06)  
 Career 10 vs. Cornell (12/2/06)

### REBOUNDS

Season 9 at George Mason (1/3/07)  
 Career 9 at George Mason (1/3/07)

### ASSISTS

Season 4 vs. UMBC (12/22/06)  
 Career 8 vs. Campbell (11/26/05)

### STEALS

Season 3 vs. North Florida (12/8/06)  
 3 vs. Cornell (12/2/06)  
 Career 4 at James Madison (2/11/06)  
 4 at Longwood (11/28/05)

### BLOCKED SHOTS

Season 1 at Navy (11/28/06)  
 Career 1, three times, most recently at Navy (11/28/06)

### MINUTES

Season 36 at Holy Cross (11/25/06)  
 Career 36 at Holy Cross (11/25/06)

# 24

# ADAMPAYTON

Sr. - G - 6-3 - 195 (Burlington, N.J./The Lawrenceville School)

- Has scored in double figures on nine occasions this season
- Tallied 10 of his 12 points in the second half at George Mason (1/3/07), including the game clinching free throws
- Pulled down a career-high nine rebounds, including four offensive at GMU
- Chipped in 16 points off the bench, including a trio of dunks vs. Towson (12/5/06)
- Earned W&M Tip-Off MVP honors with an exceptional performance over the final five minutes against Cornell (12/2/06) to lead the Tribe back from a 13-point deficit
- Led W&M in scoring at Navy (11/28/06) with 12 points and at Holy Cross (11/25/06) with 15 points
- Also had nine points, two assists and two steals vs. the Seahawks
- Team Co-Captain with senior Adam Trumbower
- Topped W&M in steals in 2005-06, ranking eighth in the CAA
- Ranked third on the team in assists, while ranking fifth in points per game
- Had a career-high 20 points against Virginia Tech (12/27/05) on 7-of-9 shooting and a perfect 5-of-5 from the free throw line
- Turned in an impressive floor game against Campbell (11/26/05) with 13 points, a career-high eight assists and seven rebounds
- The eight assists vs. Campbell were a W&M season-high in 2005-06
- Transferred to W&M from Vanderbilt prior to the 2004-05 season

### PAYTON'S 2006-07 GAME-BY-GAME STATISTICS

Date	Opp	Min	FG-A	Pct	3FG-A	Pct	FT-A	Pct	O-D	Tot	PF	A	TO	B	S	Pts
N11	at Kansas St.	29	2-8	.250	0-2	.000	1-1	1.000	1-2	3	1	2	3	0	0	5
N20	Wagner	21	4-6	.667	1-3	.333	0-0	.000	1-7	8	1	2	1	0	2	9
N25	at Holy Cross	36	5-14	.357	1-4	.250	4-5	.800	2-3	5	3	3	1	0	1	15
N28	at Navy	28	5-16	.313	0-2	.000	2-2	1.000	3-0	3	3	1	2	1	2	12
D1	Jacksonville St.	26	6-10	.600	1-2	.500	5-6	.833	2-3	5	1	0	4	0	2	18
D2	Cornell	34	1-5	.200	0-1	.000	8-10	.800	1-1	2	0	1	3	0	3	10
D5	Towson	28	7-16	.438	1-4	.250	1-2	.500	0-4	4	5	0	1	0	1	16
D8	North Florida	26	4-10	.400	1-3	.333	1-1	1.000	1-2	3	1	0	3	0	3	10
D22	UMBC	32	1-2	.500	1-1	1.000	4-4	1.000	0-4	4	1	4	1	0	0	7
D28	Hampton	33	4-7	.571	2-2	1.000	2-2	1.000	1-1	2	2	2	4	0	1	12
D31	Richmond	33	4-7	.571	1-2	.500	4-6	.667	1-3	4	1	2	3	0	1	13
J3	at GMU	31	5-14	.357	0-2	.000	2-2	1.000	4-5	9	2	2	2	0	1	12
J6	Northeastern															
J8	at Georgia St.															
J10	VCU															
J13	at Delaware															
J17	GMU															
J20	at Hofstra															
J24	at ODU															
J27	Georgia State															
J29	at VCU															
J31	JMU															
F3	UNCW															
F7	at JMU															
F10	at UNCW															
F14	Drexel															
F17	ESPN BracketBusters															
F21	at Drexel															
F24	ODU															

\* Games started

### PAYTON'S CAREER STATISTICS

Season	G-GS	Min-Avg	FG-A	Pct	3FG-A	Pct	FT-A	Pct	OR-DR	Reb-Avg	PF-FO	A	TO	Blk	St	Pts-Avg
2002-03†	23-0	179-7.8	10-28	.357	6-12	.500	3-12	.250	0-5	5-0.2	14-0	12	13	0	8	29-1.3
2003-04†	29-0	252-8.7	25-46	.543	5-12	.417	9-18	.500	0-21	21-0.7	14-0	22	25	1	8	64-2.2
2005-06	28-26	675-24.1	70-145	.483	14-30	.467	42-63	.667	23-48	71-2.5	41-1	50	53	1	45	196-7.0
2006-07	12-10	357-29.8	48-115	.417	9-28	.321	34-41	.829	17-35	52-4.3	21-1	19	28	1	17	139-11.6
<b>Career</b>	<b>92-36</b>	<b>1463-15.9</b>	<b>153-334</b>	<b>.458</b>	<b>34-82</b>	<b>.415</b>	<b>88-134</b>	<b>.657</b>	<b>40-109</b>	<b>149-1.6</b>	<b>90-2</b>	<b>103</b>	<b>113</b>	<b>3</b>	<b>78</b>	<b>428-4.7</b>

† at Vanderbilt

### PAYTON'S CAA STATISTICS

Season	G-GS	Min-Avg	FG-A	Pct	3FG-A	Pct	FT-A	Pct	OR-DR	Reb-Avg	PF-FO	A	TO	Blk	St	Pts-Avg
2005-06	18-17	413-22.9	36-86	.419	8-20	.400	15-24	.625	14-26	40-2.2	28-1	28	33	0	24	95-5.3
2006-07	2-1	59-29.5	12-30	.400	1-6	.167	3-4	.750	4-9	13-6.5	2-0	2	3	0	2	28-14.0
<b>Career</b>	<b>20-18</b>	<b>472-23.6</b>	<b>48-116</b>	<b>.414</b>	<b>9-26</b>	<b>.346</b>	<b>18-28</b>	<b>.643</b>	<b>18-35</b>	<b>53-2.7</b>	<b>30-1</b>	<b>30</b>	<b>36</b>	<b>0</b>	<b>26</b>	<b>123-6.2</b>

# 25

## CHRIS STRATTON

Jr. - F - 6-6 - 205 (Burke, Va./Lake Braddock)

- Saw first action of the 2006-07 season against Wagner (11/20/06) and scored two points
- Walk on forward from Burke, Va.
- Appeared in nine games, averaging 0.3 points and 0.7 rebounds per game in 2005-06
- Notched a season-high two points in six minutes of action at Towson (12/3/05)
- Pulled down a season-high three rebounds in the season-opening victory over Maine (11/18/05)
- Played in 14 games and earned first career start against Hofstra (1/31/05) as a freshman
- Scored a career-high four points against Longwood (12/1/04)
- Pulled down four rebounds, including three offensive, at UNC Greensboro (12/20/04)

### SINGLE-GAME HIGHS

**POINTS**  
 Season 2 vs. Wagner (11/20/06)  
 Career 4 vs. Longwood (12/1/04)

**FIELD GOALS**  
 Season 1 vs. Wagner (11/20/06)  
 Career 1, six times, most recently vs. Wagner (11/20/06)

**FIELD GOAL ATTEMPTS**  
 Season 1 vs. Wagner (11/20/06)  
 Career 3 at UNC Greensboro (12/20/04)

**3-POINT FIELD GOALS**  
 Season None  
 Career None

**3-POINT FIELD GOAL ATTEMPTS**  
 Season None  
 Career 1 at George Mason (1/29/05)

**FREE THROWS**  
 Season None  
 Career 2 vs. Longwood (12/1/04)

**FREE THROW ATTEMPTS**  
 Season 1 vs. Wagner (11/20/06)  
 Career 2 vs. Hofstra (2/20/06)

**REBOUNDS**  
 Season None  
 Career 4 at UNC Greensboro (12/20/04)

**ASSISTS**  
 Season None  
 Career 1, three times, most recently at Old Dominion (2/9/06)

**STEALS**  
 Season None  
 Career 1, three times, most recently vs. Hofstra (2/20/06)

**BLOCKED SHOTS**  
 Season None  
 Career 1 vs. Hofstra (2/20/06)

**MINUTES**  
 Season 2 vs. Wagner (11/20/06)  
 Career 18 at Hofstra (1/31/05)

### STRATTON'S 2006-07 GAME-BY-GAME STATISTICS

Date	Opp	Min	FG-A	Pct	3FG-A	Pct	FT-A	Pct	O-D	Tot	PF	A	TO	B	S	Pts
N11	at Kansas St.						DNP									
N20	Wagner	2	1-1	1.000	0-0	.000	0-0	.000	1-0	1	0	0	0	0	0	2
N25	at Holy Cross						DNP									
N28	at Navy						DNP									
D1	Jacksonville St.						DNP									
D2	Cornell						DNP									
D5	Towson						DNP									
D8	North Florida	1	0-0	.000	0-0	.000	0-0	.000	0-0	0	0	0	0	0	0	0
D22	UMBC						DNP									
D28	Hampton						DNP									
D31	Richmond						DNP									
J3	at GMU						DNP									
J6	Northeastern															
J8	at Georgia St.															
J10	VCU															
J13	at Delaware															
J17	GMU															
J20	at Hofstra															
J24	at ODU															
J27	Georgia State															
J29	at VCU															
J31	JMU															
F3	UNCW															
F7	at JMU															
F10	at UNCW															
F14	Drexel															
F17	ESPN BracketBusters															
F21	at Drexel															
F24	ODU															

\* Games started

### STRATTON'S CAREER STATISTICS

Season	G-GS	Min-Avg	FG-A	Pct	3FG-A	Pct	FT-A	Pct	OR-DR	Reb-Avg	PF-FO	A	TO	Blk	St	Pts-Avg
2004-05	14-1	82-5.9	5-9	.556	0-1	.000	2-2	1.000	7-7	14-1.0	6-0	2	5	0	1	12-0.9
2005-06	9-0	24-2.7	1-3	.333	0-0	.000	1-2	.500	2-4	6-0.7	1-0	1	1	1	2	3-0.3
2006-07	2-0	3-1.5	1-1	1.000	0-0	.000	0-0	.000	1-0	1-0.5	0-0	0	0	0	0	2-1.0
<b>Career</b>	<b>25-1</b>	<b>109-4.4</b>	<b>7-13</b>	<b>.538</b>	<b>0-1</b>	<b>.000</b>	<b>3-4</b>	<b>.750</b>	<b>10-11</b>	<b>21-0.8</b>	<b>7-0</b>	<b>3</b>	<b>6</b>	<b>1</b>	<b>3</b>	<b>17-0.7</b>

### STRATTON'S CAA STATISTICS

Season	G-GS	Min-Avg	FG-A	Pct	3FG-A	Pct	FT-A	Pct	OR-DR	Reb-Avg	PF-FO	A	TO	Blk	St	Pts-Avg
2004-05	7-1	51-7.3	2-3	.667	0-1	.000	0-0	.000	2-3	5-0.7	6-0	0	2	0	1	4-0.6
2005-06	8-0	18-2.3	1-2	.500	0-0	.000	1-2	.500	0-3	3-0.4	1-0	1	1	1	2	3-0.4
2006-07	0-0	0-0.0	0-0	.000	0-0	.000	0-0	.000	0-0	0-0.0	0-0	0	0	0	0	0-0.0
<b>Career</b>	<b>15-1</b>	<b>69-4.6</b>	<b>3-5</b>	<b>.600</b>	<b>0-1</b>	<b>.000</b>	<b>1-2</b>	<b>.500</b>	<b>2-6</b>	<b>8-0.5</b>	<b>7-0</b>	<b>1</b>	<b>3</b>	<b>1</b>	<b>3</b>	<b>7-0.5</b>

## SINGLE-GAME HIGHS

**POINTS**  
 Season 9 vs. Wagner (11/20/06)  
 Career 27 at VCU(2/23/05)

**FIELD GOALS**  
 Season 4 at Holy Cross (11/25/06)  
 Career 4 vs. Wagner (11/20/06)  
 Career 10 at Hofstra (1/24/04)

**FIELD GOAL ATTEMPTS**  
 Season 10 vs. Wagner (11/20/06)  
 Career 18 at Northeastern (2/2/06)

**3-POINT FIELD GOALS**  
 Season None  
 Career None

**3-POINT FIELD GOAL ATTEMPTS**  
 Season None  
 Career None

**FREE THROWS**  
 Season 1 vs. Jacksonville State (12/1/06)  
 Career 1 vs. Wagner (11/20/06)  
 Career 13 at VCU (2/23/05)

**FREE THROW ATTEMPTS**  
 Season 2, three times, most recently  
 Career vs. Jacksonville State (12/1/06)  
 Career 17, Delaware (2/11/04)

**REBOUNDS**  
 Season 6 at Holy Cross (11/25/06)  
 Career 13, three times, most recently  
 Career at Towson (2/26/05)

**ASSISTS**  
 Season 1, four times, most recently  
 Career vs. North Florida (12/8/06)  
 Career 4 vs. Towson (2/18/04)  
 Career 4 at Virginia (1/5/04)

**STEALS**  
 Season 3 vs. Jacksonville State (12/1/06)  
 Career 3, four times, most recently  
 Career vs. Jacksonville State (12/1/06)

**BLOCKED SHOTS**  
 Season 1 vs. Jacksonville State (12/1/06)  
 Career 3 at UNC Greensboro (12/20/04)

**MINUTES**  
 Season 26 at Holy Cross (11/25/06)  
 Career 40 vs. George Mason (2/12/05)

# 45

# COREY COFIELD

Sr. - F - 6-5 - 245 (Newton, Mass./Roxbury Latin)

- Moved into 23rd on the W&M career scoring list against Jacksonville State (12/1/06)
- Moved into 19th on the W&M career rebounds list with four against Cornell (12/2/06)
- Started his first game of the season against the Crusaders
- Topped W&M in rebounding and field-goal percentage for the second straight season in 2005-06 with 4.7 per contest and .554 (112-of-202), respectively
- His .554 field-goal percentage ranked sixth in school history, behind his .563 percentage of 2003-04
- Became the 14th player in W&M history to garner 1,000 points and 500 rebounds during his career
- Career field-goal percentage of .530 (357-of-674) ranks sixth in W&M history
- Notched his 12th career double-double with 19 points and 11 rebounds at Northeastern (2/2/06)
- A Third-Team All-CAA selection in 2003-04 and in 2004-05
- 2004 CAA Rookie of the Year
- Named MVP of the W&M Tip-Off Classic in 2004, and garnered CAA Player of the Week honors following the performance
- His .804 free throw percentage in 2004-05 ranked as the 17th-best in school history, while his 144 free throws during his sophomore season was the 10th-best total

### COFIELD'S 2006-07 GAME-BY-GAME STATISTICS

Date	Opp	Min	FG-A	Pct	3FG-A	Pct	FT-A	Pct	O-D	Tot	PF	A	TO	B	S	Pts
N11	at Kansas St.	14	2-4	.500	0-0	.000	0-2	.000	0-0	0	0	1	1	0	0	4
N20	Wagner	13	4-10	.400	0-0	.000	1-2	.500	0-5	5	4	0	4	0	0	9
N25	at Holy Cross	16	4-8	.500	0-0	.000	0-0	.000	2-4	6	1	1	1	0	0	8
N28	at Navy	10	0-1	.000	0-0	.000	0-0	.000	1-2	3	0	0	3	0	0	0
D1	Jacksonville St.	12	2-6	.333	0-0	.000	1-2	.500	1-1	2	2	1	5	1	3	5
D2	Cornell	11	1-6	.167	0-0	.000	0-0	.000	1-3	4	2	0	1	0	1	2
D5	Towson	4	0-0	.000	0-0	.000	0-0	.000	1-0	1	0	0	0	0	0	0
D8	North Florida	4	0-1	.000	0-0	.000	0-0	.000	0-0	0	0	1	0	0	0	0
D22	UMBC															DNP
D28	Hampton															DNP
D31	Richmond															DNP
J3	at GMU															DNP
J6	Northeastern															DNP
J8	at Georgia St.															DNP
J10	VCU															DNP
J13	at Delaware															DNP
J17	GMU															DNP
J20	at Hofstra															DNP
J24	at ODU															DNP
J27	Georgia State															DNP
J29	at VCU															DNP
J31	JMU															DNP
F3	UNCW															DNP
F7	at JMU															DNP
F10	at UNCW															DNP
F14	Drexel															DNP
F17	ESPN BracketBusters															DNP
F21	at Drexel															DNP
F24	ODU															DNP

\* Games started

### COFIELD'S CAREER STATISTICS

Season	G-GS	Min-Avg	FG-A	Pct	3FG-A	Pct	FT-A	Pct	OR-DR	Reb-Avg	PF-FO	A	TO	Blk	St	Pts-Avg
2003-04	28-21	782-27.9	126-224	.563	0-0	.000	118-186	.634	72-113	185-6.6	61-0	37	70	9	29	370-13.2
2004-05	29-27	833-28.7	119-248	.480	0-0	.000	144-179	.804	79-121	200-6.9	72-3	26	88	17	21	382-13.2
2005-06	28-15	625-22.3	112-202	.554	0-0	.000	63-92	.685	61-71	132-4.7	56-1	28	57	5	25	287-10.3
2006-07	8-2	94-11.8	13-36	.361	0-0	.000	2-6	.333	5-16	21-2.6	9-0	4	15	1	4	28-3.5
<b>Career</b>	<b>93-65</b>	<b>2334-25.1</b>	<b>370-710</b>	<b>.521</b>	<b>0-0</b>	<b>.000</b>	<b>327-463</b>	<b>.706</b>	<b>216-318</b>	<b>538-5.8</b>	<b>197-4</b>	<b>95</b>	<b>230</b>	<b>32</b>	<b>79</b>	<b>1067-11.5</b>

### COFIELD'S CAA STATISTICS

Season	G-GS	Min-Avg	FG-A	Pct	3FG-A	Pct	FT-A	Pct	OR-DR	Reb-Avg	PF-FO	A	TO	Blk	St	Pts-Avg
2003-04	18-16	565-31.4	92-164	.561	0-0	.000	89-133	.669	49-86	135-7.5	40-0	24	54	7	20	273-15.2
2004-05	18-16	532-29.6	81-167	.485	0-0	.000	100-123	.813	55-74	129-7.2	44-1	18	61	9	17	262-14.6
2005-06	18-11	390-21.7	60-116	.517	0-0	.000	38-56	.679	36-39	75-4.2	29-0	19	30	3	20	158-8.8
2006-07	1-0	4-4.0	0-0	.000	0-0	.000	0-0	.000	1-0	1-1.0	0-0	0	0	0	0	0-0.0
<b>Career</b>	<b>55-43</b>	<b>1491-27.1</b>	<b>233-447</b>	<b>.521</b>	<b>0-0</b>	<b>.000</b>	<b>227-312</b>	<b>.728</b>	<b>141-199</b>	<b>340-6.2</b>	<b>113-1</b>	<b>61</b>	<b>145</b>	<b>19</b>	<b>57</b>	<b>693-12.6</b>



## THE LAST TIME...

### TEAM

Played AP No. 1 team: at #1 Duke, L - 97-61, 12/30/91  
 Defeated team ranked 2-10 by AP: vs. #2 North Carolina, 78-75, 12/7/77  
 Defeated A.P. top 25 on the road: at #8 West Virginia, 89-76, 3/3/61

### W&M INDIVIDUALS

Had a triple-double: not since 1986-87  
 Had a double-double: Corey Cofield (19 pts., 11 rebs.) at Northeastern, 2/2/06  
 Had 30-plus points and 10-plus rebounds: Jeff Cohen (49 pts., 31 rebs.) vs. Richmond, 2/25/61  
 Four players in double figures: Nathan Mann (14), Adam Payton (12), Alex Smith (11) and David Schneider (10) at George Mason, 1/3/07  
 Five players in double figures: Brian Hutt (13), Corey Cofield (12), Calvin Baker (11), Laimis Kiselius (10) and Taylor Mokris (10) at James Madison 2/11/06  
 Six players in double figures: Todd Cauthorn (17 pts.), Thomas Roberts (14), Brendan Connor, Matt Verkey (13 each), Sean Duff (12), and David Cully (11) vs. Shenandoah, 12/22/92  
 Scored 30-39 points: Adam Hess (36) at Drexel, 2/7/04  
 Scored 40-49 points: Jeff Cohen (49) vs. Richmond, 2/25/61  
 Two or more players score 20-29 points in the same game: Nick D'Antoni (25) and Nathan Mann (25) vs. George Mason, 2/12/05  
 Perfect at FT line (10 att.): Adam Hess (12-12) vs. VCU, 1/18/03  
 Perfect beyond 3-point line (5 att.): Never  
 Had 15-19 Rebounds: Adam Hess (15) at VCU, 2/25/02  
 Had 10 or more assists: Nick D'Antoni (11) at George Mason, 1/31/04  
 Had 6 or more steals: Adam Hess (6) at George Mason, 1/31/04  
 Had 5 or more blocked shots: David Cully (10) vs. George Mason, 2/26/96

### OPPONENT INDIVIDUALS

Had a triple-double: Michael Anderson (10 pts., 11 rebs., 10 assts.), Drexel, 11/30/85  
 Had a double-double: Akeem Wright (10 pts, 13 reb.), Kansas State, 11/11/06  
 Four players in double figures: Keith Simmons (18 pts.), Tim Clifford (13) Torey Thomas (10), Pat Dorghety (10), Holy Cross, 11/25/06  
 Five players in double figures: Jose Juan Barea (17 pts.), Shawn James, Adrian Martinez (13), Bennett Davis, Aaron Davis (11), Northeastern, 2/2/06  
 Six players in double figures: Vic Hamilton (24), Jonathan Kerner (16), Deron Rippey (14), Tim Basham (11), Othello Meadows (11), and Tony Parham (11), East Carolina, 2/14/96  
 Scored 30-39 points: Nick George (36 pts.), VCU, 2/23/05  
 Scored 40-49 points: Anton Gill (40 pts.), East Carolina, 1/19/94  
 Two or more players score 20-29 points in the same game: Jerrell Dinkins (22), John Zito (20), UMBC, 12/17/05

Perfect at FT line (10 att.): Bill Mayew (14-14), UNCW, 1/29/97  
 Had 15-19 Rebounds: Rick Edwards and Eric Poole (15 Rebs.), Richmond, 2/8/97  
 Had 10 or more assists: Torey Thomas (10), Holy Cross, 11/19/05  
 Had 6 or more steals: Keith Simmons (7), Holy Cross, 11/25/06  
 Had 5 or more blocked shots: Shawn James (8), Northeastern, 2/2/06

### W&M FIELD GOAL SHOOTING

Shot 50 percent or better: .512 vs. Hampton, 12/28/06  
 Shot 60 percent or better: .633 vs. Georgia State, 2/4/06  
 Shot 70 percent or better: .746 vs. Virginia Wesleyan, 2/1/84  
 Made 30-39 field goals: 32 vs. Wagner, 11/20/06  
 Made 40-49 field goals: 43 vs. George Mason, 2/27/95  
 Made 50 or more field goals: not since 1986-87  
 Attempted 60-69 field goals: 64 vs. Wagner, 11/20/06  
 Attempted 70-79 field goals: 72 at Northeastern, 2/2/06  
 Attempted 80-89 field goals: 84 vs. George Mason, 2/12/05  
 Attempted 90 or more field goals: not since 1986-87

### OPPONENT FIELD GOAL SHOOTING

Shot 50 percent or better: .531, Towson, 12/5/06  
 Shot 60 percent or better: .614, Navy, 11/28/06  
 Shot 70 percent or better: .705, Navy, 3/8/85  
 Made 30-39 field goals: 32, Hofstra, 2/20/06  
 Made 40-49 field goals: 40, George Mason, 2/27/95  
 Made 50 or more field goals: not since 1986-87  
 Attempted 60-69 field goals: 62, Jacksonville State, 12/1/06  
 Attempted 70-79 field goals: 71, Old Dominion, 2/9/06  
 Attempted 80-89 field goals: 80, Kansas State, 11/11/06  
 Attempted 90 or more field goals: 94, George Mason, 2/27/95

### W&M THREE-POINT SHOOTING

Shot 50 percent or better: .500 vs. UNC-Greensboro, 12/21/05  
 Shot 60 percent or better: .750 vs. Old Dominion, 2/16/01  
 Shot 70-79 percent: .750 vs. Old Dominion, 2/17/01  
 Made 10-14 3-point field goals: 13 vs. George Mason, 2/12/05  
 Made 15 or more 3-pt. field goals: 16 vs. George Mason, 1/24/96  
 Attempted 20-29 3-point field goals: 23 at George Mason, 1/3/07  
 Attempted 30-39 3-point field goals: 34 at Radford, 11/24/03

### OPPONENT THREE-POINT SHOOTING

Shot 50 percent or better: .643 at Navy, 11/28/06  
 Shot 60 percent or better: .643 at Navy, 11/28/06  
 Shot 70-79 percent: .750 vs. Richmond, 11/30/88  
 Shot 80 percent or better: .800 vs. Wake Forest, 2/4/91  
 Made 10-14 3-point field goals: 10 vs. James Madison, 1/28/06  
 Made 15 or more 3-point field goals: 17 at VCU, 2/19/03  
 Attempted 20-29 3-point field goals: 23 at George Mason, 1/3/07  
 Attempted 30-39 3-point field goals: 30 vs. Richmond, 12/31/06

## THE LAST TIME...

### W&M FREE THROW SHOOTING

Shot 80 percent or better: .857 (12-14) at George Mason, 1/3/07  
 Shot 90 percent or better: .955 (21-22) vs. UMBC, 12/22/06  
 Shot 100 percent: 1.000 (13-13) at Drexel, 2/7/04  
 Made 20-29 free throws: 21 vs. Hampton, 12/28/06  
 Made 30-39 free throws: 32 vs. Hartford, 11/19/04  
 Made 40 or more free throws: not since 1964  
 Attempted 10 or fewer free throws: 10 vs. Hofstra, 2/20/06  
 Attempted 30-39 free throws: 33 vs. Jacksonville State, 12/1/06  
 Attempted 40-49 free throws: 41 vs. Hartford, 11/19/04  
 Attempted 50-59 free throws: not since 1986-87  
 Attempted 60 or more free throws: not since 1964

### OPPONENT FREE THROW SHOOTING

Shot 80 percent or better: .813(13-16) at George Mason, 1/3/07  
 Shot 90 percent or better: .923 vs. Delaware, 2/15/06  
 Shot 100 percent: 1.000 at George Mason, 1/26/06  
 Made 20-29 free throws: 21 vs. VCU, 2/25/06  
 Made 30-39 free throws: 32 at George Mason, 1/3/02  
 Made 40 or more free throws: not since 1964  
 Attempted 10 or fewer free throws: 8 vs. North Florida, 12/8/06  
 Attempted 30-39 free throws: 31 vs. Hampton, 12/28/06  
 Attempted 40-49 free throws: 42 at George Mason, 1/3/02  
 Attempted 50-59 free throws: not since 1986-87  
 Attempted 60 or more free throws: not since 1964

### W&M SCORING

Scored 80 or more points: 90 vs. Georgia State, 2/4/06  
 Scored 90 or more points: 90 vs. Georgia State, 2/4/06  
 Scored 100 or more points: 101 vs. Elon, 12/22/98  
 Scored 110 or more points: 116 vs. George Mason, 2/27/94

### OPPONENT SCORING

Scored 80 or more points: 82 vs. Hofstra, 2/20/06  
 Scored 90 or more points: 91 at VCU, 2/23/05  
 Scored 100 or more points: 104 vs. George Mason, 2/12/05  
 Scored 110 or more points: 127 at Virginia Tech, 1/29/73

### W&M REBOUNDING

Had 40 or more rebounds: 40 vs. Richmond, 12/31/06  
 Had 50 or more rebounds: 51 vs. Maine, 11/18/06  
 Had 60 or more rebounds: 67 vs. Marymount, 11/29/95

### OPPONENT REBOUNDING

Had 40 or more rebounds: 40 at Old Dominion, 2/9/06  
 Had 50 or more rebounds: 59 at Kansas State, 11/11/06  
 Had 60 or more rebounds: 60 at VMI, 2/10/65

### W&M ASSISTS

Had 20 or more assists: 25 vs. Georgia State, 2/4/06  
 Had 30 or more assists: 33 vs. George Mason, 2/27/95

### OPPONENT ASSISTS

Had 20 or more assists: 20 at Navy, 11/28/06  
 Had 30 or more assists: not since 1964

### W&M BLOCKED SHOTS

Had 10 or more blocked shots: 17 vs. George Mason, 2/26/96

### OPPONENT BLOCKED SHOTS

Had 10 or more blocked shots: 13 vs. Drexel, 1/5/06

### W&M STEALS

Had 10 or more steals: 12 vs. North Florida, 12/8/06  
 Had 15 or more steals: 19 at Virginia Tech, 12/23/03

### OPPONENT STEALS

Had 10 or more steals: 11 vs. Hampton, 12/28/06  
 Had 15 or more steals: 19 at Towson, 12/3/05

### MISCELLANEOUS

#### Two W&M PLAYERS HAD A DOUBLE-DOUBLE IN THE SAME GAME:

Adam Hess (23 pts., 10 rebs.) and Zeb Cope (11 pts., 11 rebs.) vs. Towson, 3/5/04

#### W&M PLAYER LED THE TEAM IN POINTS, REBOUNDS AND ASSISTS IN THE SAME GAME:

Adam Trumbower (12 points, 6 rebounds, 4 assists) at Navy, 11/28/06

#### W&M PLAYED 2OT:

vs. George Mason, 2/12/05 (L, 104-99)

#### W&M PLAYED 3OT:

vs. Virginia Tech, 1/21/81 (W 48-46)

#### W&M PLAYED 4OT:

Never

#### W&M SHOT 70 PERCENT FROM THE FLOOR IN A HALF:

.739 (2nd Half) vs. Georgia State, 2/4/06

#### W&M SHOT 60 PERCENT FROM THE FLOOR IN A HALF:

.600 (12-of-20) (2nd half) vs. Hampton, 12/28/06

#### W&M Shot less than 30 percent from the floor in a half:

.250 (1st Half) at Georgia State, 1/14/06

#### W&M OVERCAME A DEFICIT IN THE FINAL FIVE MINUTES TO WIN A GAME:

Overcame 59-46 deficit to win 73-68 in OT vs. Cornell, 12/2/06

#### W&M OVERCAME A HALFTIME DEFICIT IN TWO CONSECUTIVE GAMES:

Overcame 27-28 deficit to win 59-58 (Davidson, A, 11/27/90)  
 Overcame 33-34 deficit to win 73-71 (Army, H, 11/29/90)



GAME 1
KANSAS STATE 70, W&M 60
NOVEMBER 11, 2006

Table with columns for W&M players (W&M, tot-fg, 3-pt, rebounds, etc.) and summary statistics (TOTAL FG%, 3-Pt. FG%, F Throw %).

GAME 3
HOLY CROSS 66, W&M 57
NOVEMBER 25, 2006

Table with columns for W&M players (W&M, tot-fg, 3-pt, rebounds, etc.) and summary statistics (TOTAL FG%, 3-Pt. FG%, F Throw %).

Table with columns for Kansas State players (Kansas State, tot-fg, 3-pt, rebounds, etc.) and summary statistics (TOTAL FG%, 3-Pt. FG%, F Throw %).

Officials: Steve Olson, Brad Ferrie, John Moore
Technical fouls: William & Mary-None. Kansas State-None.
Attendance: 11390

Score by Periods table for Game 1 showing 1st, 2nd, and Total periods.

Table with columns for Holy Cross players (Holy Cross, tot-fg, 3-pt, rebounds, etc.) and summary statistics (TOTAL FG%, 3-Pt. FG%, F Throw %).

Officials: Don McEvoy, Kevin Hart, Joe Pescitelli
Technical fouls: William & Mary-None. Holy Cross-None.
Attendance: 2103

Score by Periods table for Game 3 showing 1st, 2nd, and Total periods.

GAME 2
W&M 77, WAGNER 53
NOVEMBER 20, 2006

Table with columns for Wagner players (Wagner, tot-fg, 3-pt, rebounds, etc.) and summary statistics (TOTAL FG%, 3-Pt. FG%, F Throw %).

Table with columns for W&M players (W&M, tot-fg, 3-pt, rebounds, etc.) and summary statistics (TOTAL FG%, 3-Pt. FG%, F Throw %).

Officials: Harold Harris, Jr., George Harry, Ray Perone
Technical fouls: Wagner-Ulrich, James, William and Mary-None.
Attendance: 3197

Score by Periods table for Game 2 showing 1st, 2nd, and Total periods.

GAME 4
NAVY 79, W&M 63
NOVEMBER 28, 2006

Table with columns for Navy players (Navy, tot-fg, 3-pt, rebounds, etc.) and summary statistics (TOTAL FG%, 3-Pt. FG%, F Throw %).

Table with columns for W&M players (W&M, tot-fg, 3-pt, rebounds, etc.) and summary statistics (TOTAL FG%, 3-Pt. FG%, F Throw %).

Officials: Jeff Janosik, Andrew Marotta, Kevin Quirk
Technical fouls: William & Mary-None. Navy-None.
Attendance: 1285

Score by Periods table for Game 4 showing 1st, 2nd, and Total periods.





**2006-07 William and Mary Basketball**  
**William and Mary Season Schedule/Results & Leaders (as of Jan 03, 2007)**  
**All games**

<b>RECORD:</b>	<b>OVERALL</b>	<b>HOME</b>	<b>AWAY</b>	<b>NEUTRAL</b>
<b>ALL GAMES.....</b>	<b>(8-4)</b>	<b>(7-1)</b>	<b>(1-3)</b>	<b>(0-0)</b>
<b>CONFERENCE.....</b>	<b>(1-1)</b>	<b>(0-1)</b>	<b>(1-0)</b>	<b>(0-0)</b>
<b>NON-CONFERENCE.....</b>	<b>(7-3)</b>	<b>(7-0)</b>	<b>(0-3)</b>	<b>(0-0)</b>

DATE	TIME	OPPONENT	SCORE	ATTEND	HIGH POINTS	HIGH REBOUNDS
11/11/06	1:00 PM	at Kansas State	60-70 L	11390	(18)Schneider, David	(9)Schneider, David
11/20/06	7:00 PM	WAGNER	W 77-53	3197	(18)Kisielius, Laimis	(8)Payton, Adam
11/25/06	2:00 PM	at Holy Cross	57-66 L	2103	(15)Payton, Adam	(6)Mann, Nathan (6)Cofield, Corey
11/28/06	7:00 pm	at Navy	63-79 L	1285	(12)Trumbower, Adam (12)Payton, Adam	(6)Trumbower, Adam
12/01/06	8:30 PM	JACKSONVILLE STATE	W 59-56	2684	(20)Kisielius, Laimis	(6)Kisielius, Laimis (6)Stein, Peter
12/02/06	8:30 PM	CORNELL	WOT 73-68	2118	(21)Kisielius, Laimis	(6)Kisielius, Laimis
12/05/06	8:07 PM	* TOWSON	60-73 L	2073	(18)Schneider, David	(4)Trumbower, Adam (4)Stein, Peter (4)Payton, Adam
12/08/06	7:00 PM	NORTH FLORIDA	W 61-44	2135	(13)Mann, Nathan	(9)Mann, Nathan
12/22/06	7:00 PM	UMBC	W 70-58	1421	(19)Kisielius, Laimis	(5)Smith, Alex
12/28/06	7:00 PM	HAMPTON	W 72-67	2107	(18)Kisielius, Laimis	(3)Smith, Alex (3)Schneider, David (3)Mann, Nathan
12/31/06	2:00 PM	RICHMOND	W 61-53	1922	(13)Payton, Adam	(8)Mann, Nathan (8)Stein, Peter (8)Kisielius, Laimis
1/3/07	7 p.m.	* at George Mason	W 67-63	4409	(14)Mann, Nathan	(9)Payton, Adam

\* = Conference game

<b>ATTENDANCE SUMMARY</b>	<b>GAMES</b>	<b>TOTALS</b>	<b>AVG/GAME</b>
<b>HOME.....</b>	<b>8</b>	<b>17657</b>	<b>2207</b>
<b>AWAY.....</b>	<b>4</b>	<b>19187</b>	<b>4797</b>
<b>NEUTRAL.....</b>	<b>0</b>	<b>0</b>	<b>0</b>
<b>TOTAL.....</b>	<b>12</b>	<b>36844</b>	<b>3070</b>

**2006-07 William and Mary Basketball**  
**William and Mary Combined Team Statistics (as of Jan 03, 2007)**  
**All games**

<b>RECORD:</b>	<b>OVERALL</b>	<b>HOME</b>	<b>AWAY</b>	<b>NEUTRAL</b>
<b>ALL GAMES.....</b>	<b>(8-4)</b>	<b>(7-1)</b>	<b>(1-3)</b>	<b>(0-0)</b>
<b>CONFERENCE.....</b>	<b>(1-1)</b>	<b>(0-1)</b>	<b>(1-0)</b>	<b>(0-0)</b>
<b>NON-CONFERENCE.....</b>	<b>(7-3)</b>	<b>(7-0)</b>	<b>(0-3)</b>	<b>(0-0)</b>

## Player	GP-GS	Min--Avg	---TOTAL---			---3-PTS---			---REBOUNDS---				PF	FO	A	TO	Blk	Stl	Pts	Avg
			FG-FGA	Pct	3FG-FGA	Pct	FT-FTA	Pct	Off	Def	Tot	Avg								
13 Kisielius, Laimis..	12-11	368 30.7	48-86	.558	16-33	.485	43-58	.741	19	26	45	3.8	19	0	29	34	7	11	155	12.9
24 Payton, Adam.....	12-10	357 29.8	48-115	.417	9-28	.321	34-41	.829	17	35	52	4.3	21	1	19	28	1	17	139	11.6
02 Schneider, David...	9-8	282 31.3	25-66	.379	19-51	.373	25-35	.714	3	23	26	2.9	25	0	30	21	0	14	94	10.4
11 Mann, Nathan.....	12-11	326 27.2	33-98	.337	15-62	.242	15-19	.789	5	36	41	3.4	22	1	25	15	1	6	96	8.0
04 Smith, Alex.....	12-2	177 14.8	28-53	.528	0-2	.000	11-19	.579	13	25	38	3.2	23	1	3	13	4	4	67	5.6
20 Kyle Carrabine.....	12-2	148 12.3	20-41	.488	14-33	.424	4-7	.571	4	14	18	1.5	5	0	3	5	0	2	58	4.8
15 Stein, Peter.....	12-9	244 20.3	21-31	.677	0-2	.000	10-22	.455	17	25	42	3.5	32	0	16	20	3	3	52	4.3
45 Cofield, Corey.....	8-2	94 11.8	13-36	.361	0-0	.000	2-6	.333	6	15	21	2.6	9	0	4	15	1	4	28	3.5
03 Trumbower, Adam....	12-2	161 13.4	8-20	.400	1-10	.100	17-19	.895	6	19	25	2.1	19	0	19	13	0	4	34	2.8
22 Sumner, Danny.....	8-1	79 9.9	9-34	.265	2-13	.154	0-7	.000	8	3	11	1.4	1	0	3	5	1	3	20	2.5
00 Hess, Steven.....	9-0	64 7.1	5-11	.455	0-0	.000	6-13	.462	3	8	11	1.2	11	0	1	4	2	0	16	1.8
23 Darnell, Chris.....	12-2	119 9.9	7-23	.304	2-6	.333	3-7	.429	6	20	26	2.2	15	0	11	13	3	2	19	1.6
25 Stratton, Chris....	2-0	3 1.5	1-1	1.000	0-0	.000	0-0	.000	1	0	1	0.5	0	0	0	0	0	0	2	1.0
12 Barnett, Marcus....	2-0	3 1.5	0-0	.000	0-0	.000	0-1	.000	0	1	1	0.5	1	0	0	0	1	0	0	0.0
Team.....									21	27	48	4.0	0		0					

Total.....	12	2425	266-615	.433	78-240	.325	170-254	.669	129	277	406	33.8	203	3	163	186	24	70	780	65.0
Opponents.....	12	2425	270-651	.415	69-261	.264	141-214	.659	135	265	400	33.3	227	7	150	175	31	87	750	62.5

TEAM STATISTICS	W&M	OPP	DATE	OPPONENT	W/L	SCORE	ATTEND
SCORING.....	780	750	11/11/06	at Kansas State	L	60-70	11390
Points per game.....	65.0	62.5	11/20/06	WAGNER	W	77-53	3197
Scoring margin.....	+2.5	-	11/25/06	at HoLy Cross	L	57-66	2103
FIELD GOALS-ATT.....	266-615	270-651	11/28/06	at Navy	L	63-79	1285
Field goal pct.....	.433	.415	12/01/06	JACKSONVILLE STATE	W	59-56	2684
3 POINT FG-ATT.....	78-240	69-261	12/02/06	CORNELL	W OT	73-68	2118
3-point FG pct.....	.325	.264	*12/05/06	TOWSON	L	60-73	2073
3-pt FG made per game..	6.5	5.8	12/08/06	NORTH FLORIDA	W	61-44	2135
FREE THROWS-ATT.....	170-254	141-214	12/22/06	UMBC	W	70-58	1421
Free throw pct.....	.669	.659	12/28/06	HAMPTON	W	72-67	2107
REBOUNDS.....	406	400	12/31/06	RICHMOND	W	61-53	1922
Rebounds per game.....	33.8	33.3	*1/3/07	at George Mason	W	67-63	4409
Rebounding margin.....	+0.5	-	* = Conference game				
ASSISTS.....	163	150					
Assists per game.....	13.6	12.5					
TURNOVERS.....	186	175					
Turnovers per game....	15.5	14.6					
Turnover margin.....	-0.9	-					
Assist/turnover ratio..	0.9	0.9					
STEALS.....	70	87					
Steals per game.....	5.8	7.3					
BLOCKS.....	24	31					
Blocks per game.....	2.0	2.6					
WINNING STREAK.....	5	-					
Home win streak.....	4	-					
ATTENDANCE.....	17657	19187					
Home games-Avg/Game....	8-2207	4-4797					
Neutral site-Avg/Game..	-	0-0					

SCORE BY PERIODS:	1st	2nd	OT	Total
William and Mary.....	340	429	11	780
Opponents.....	334	410	6	750

2006-07 WILLIAM and MARY Basketball  
 WILLIAM and MARY Team Game-by-Game Comparison (as of Jan 03, 2007)  
 ALL Games

Opponent	1st	2nd	Score	Mar	Total FG	FG Pct	3-Pointers	3FG Pct	Free Throws	FT Pct	Rebounds	Assist	TOver	Block	Steal	Fouls
Kansas State.....	27/34	33/36	60-70	(10)	21-53/24-80	.396/.300	8-21/ 6-29	.381/.207	10-18/16-27	.556/.593	37/59 (22)	16/16	19/9	1/8	6/8	24/18
WAGNER.....	31/20	46/33	77-53	+24	32-64/17-52	.500/.327	7-19/ 8-31	.368/.258	6-12/11-23	.500/.478	42/38 +4	16/10	13/19	4/1	8/3	25/17
Holy Cross.....	26/34	31/32	57-66	(9)	22-56/22-60	.393/.367	5-17/ 5-25	.294/.200	8-14/17-23	.571/.739	32/43 (11)	11/14	15/13	2/5	4/12	20/18
Navy.....	28/38	35/41	63-79	(16)	22-55/27-44	.400/.614	4-21/ 9-14	.190/.643	15-20/16-23	.750/.696	30/28 +2	11/20	18/17	2/1	6/11	13/19
JACKSONVILLE STATE.....	27/20	32/36	59-56	+3	20-49/25-62	.408/.403	2-11/ 3-19	.182/.158	17-33/ 3-8	.515/.375	47/30 +17	11/12	28/19	2/4	9/14	11/25
CORNELL.....	25/30	37/32	73-68	+5	24-56/26-53	.429/.491	9-24/ 7-19	.375/.368	16-24/ 9-11	.667/.818	33/29 +4	16/17	13/16	3/4	7/5	15/24
TOWSON.....	25/42	35/31	60-73	(13)	19-54/26-49	.352/.531	8-29/ 5-20	.276/.250	14-18/16-20	.778/.800	26/37 (11)	16/17	8/13	0/1	4/7	19/14
NORTH FLORIDA.....	21/18	40/26	61-44	+17	20-47/18-54	.426/.333	5-20/ 5-17	.250/.294	16-25/ 3-8	.640/.375	35/33 +2	14/7	11/15	4/4	12/0	12/16
UMBC.....	42/25	28/33	70-58	+12	21-42/21-45	.500/.467	7-15/ 3-14	.467/.214	21-22/13-15	.955/.867	23/24 (1)	11/6	9/12	2/0	3/5	13/15
HAMPTON.....	30/27	42/40	72-67	+5	21-41/21-47	.512/.447	9-20/ 6-20	.450/.300	21-29/19-31	.724/.613	25/29 (4)	13/4	24/21	2/0	3/11	21/24
RICHMOND.....	27/13	34/40	61-53	+8	20-42/21-57	.476/.368	7-20/ 6-30	.350/.200	14-25/ 5-9	.560/.556	40/26 +14	12/9	16/9	2/1	4/6	14/22
George Mason.....	31/33	36/30	67-63	+4	24-56/22-48	.429/.458	7-23/ 6-23	.304/.261	12-14/13-16	.857/.813	36/24 +12	16/18	12/12	0/2	4/5	16/15

Note: Game totals are displayed in the format TEAM/OPPONENT for each category



**2006-07 William and Mary Basketball**  
**William and Mary Season Schedule/Results & Leaders (as of Jan 03, 2007)**  
**Conference games**

<b>RECORD:</b>	<b>OVERALL</b>	<b>HOME</b>	<b>AWAY</b>	<b>NEUTRAL</b>
ALL GAMES.....	(1-1)	(0-1)	(1-0)	(0-0)
CONFERENCE.....	(1-1)	(0-1)	(1-0)	(0-0)
NON-CONFERENCE.....	(0-0)	(0-0)	(0-0)	(0-0)

DATE	TIME	OPPONENT	SCORE	ATTEND	HIGH POINTS	HIGH REBOUNDS
12/05/06	8:07 PM	* TOWSON	60-73 L	2073	(18)Schneider, David	(4)Trumbower, Adam (4)Stein, Peter (4)Payton, Adam
1/3/07	7 p.m.	* at George Mason	W 67-63	4409	(14)Mann, Nathan	(9)Payton, Adam

\* = Conference game

ATTENDANCE SUMMARY	GAMES	TOTALS	AVG/GAME
HOME.....	1	2073	2073
AWAY.....	1	4409	4409
NEUTRAL.....	0	0	0
TOTAL.....	2	6482	3241

**2006-07 William and Mary Basketball**  
**William and Mary Combined Team Statistics (as of Jan 03, 2007)**  
**Conference games**

<b>RECORD:</b>	<b>OVERALL</b>	<b>HOME</b>	<b>AWAY</b>	<b>NEUTRAL</b>
<b>ALL GAMES.....</b>	<b>(1-1)</b>	<b>(0-1)</b>	<b>(1-0)</b>	<b>(0-0)</b>
<b>CONFERENCE.....</b>	<b>(1-1)</b>	<b>(0-1)</b>	<b>(1-0)</b>	<b>(0-0)</b>
<b>NON-CONFERENCE.....</b>	<b>(0-0)</b>	<b>(0-0)</b>	<b>(0-0)</b>	<b>(0-0)</b>

## Player	GP-GS	Min--Avg	---TOTAL---			---3-PTS---			---REBOUNDS---				PF	FO	A	TO	Blk	Stl	Pts	Avg	
			FG-FGA	Pct	3FG-FGA	Pct	FT-FTA	Pct	Off	Def	Tot	Avg									
02 Schneider, David...	2-1	64	32.0	8-17	.471	6-14	.429	6-7	.857	1	3	4	2.0	6	0	6	4	0	2	28	14.0
24 Payton, Adam.....	2-1	59	29.5	12-30	.400	1-6	.167	3-4	.750	4	9	13	6.5	7	1	2	3	0	2	28	14.0
11 Mann, Nathan.....	2-2	56	28.0	6-19	.316	4-15	.267	4-5	.800	0	0	0	0.0	2	0	3	1	0	2	20	10.0
20 Carrabine, Kyle....	2-1	33	16.5	5-9	.556	4-8	.500	1-2	.500	1	5	6	3.0	2	0	1	1	0	1	15	7.5
04 Smith, Alex.....	2-1	24	12.0	4-6	.667	0-0	.000	3-3	1.000	1	5	6	3.0	1	0	1	1	0	0	11	5.5
15 Stein, Peter.....	2-1	54	27.0	5-7	.714	0-0	.000	0-1	.000	2	5	7	3.5	7	0	5	2	0	0	10	5.0
13 Kisielius, Laimis..	2-2	58	29.0	2-13	.154	0-4	.000	5-6	.833	4	4	8	4.0	2	0	9	5	0	1	9	4.5
23 Darnell, Chris.....	2-0	15	7.5	1-5	.200	0-3	.000	2-2	1.000	2	5	7	3.5	4	0	1	2	0	0	4	2.0
03 Trumbower, Adam....	2-1	24	12.0	0-2	.000	0-1	.000	2-2	1.000	1	3	4	2.0	3	0	3	1	0	0	2	1.0
45 Cofield, Corey.....	1-0	4	4.0	0-0	.000	0-0	.000	0-0	.000	1	0	1	1.0	0	0	0	0	0	0	0	0.0
22 Sumner, Danny.....	1-0	3	3.0	0-2	.000	0-1	.000	0-0	.000	0	1	1	1.0	0	0	1	0	0	0	0	0.0
00 Hess, Steven.....	1-0	6	6.0	0-0	.000	0-0	.000	0-0	.000	0	1	1	1.0	1	0	0	0	0	0	0	0.0
Team.....										1	3	4	2.0	0		0					

Total.....	2	400	43-110	.391	15-52	.288	26-32	.813	18	44	62	31.0	35	1	32	20	0	8	127	63.5
Opponents.....	2	400	48-97	.495	11-43	.256	29-36	.806	9	52	61	30.5	29	0	35	25	3	12	136	68.0

TEAM STATISTICS	W&M	OPP	DATE	OPPONENT	W/L	SCORE	ATTEND
SCORING.....	127	136	*12/05/06	TOWSON	L	60-73	2073
Points per game.....	63.5	68.0	*1/3/07	at George Mason	W	67-63	4409
Scoring margin.....	-4.5	-	* = Conference game				
FIELD GOALS-ATT.....	43-110	48-97					
Field goal pct.....	.391	.495					
3 POINT FG-ATT.....	15-52	11-43					
3-point FG pct.....	.288	.256					
3-pt FG made per game..	7.5	5.5					
FREE THROWS-ATT.....	26-32	29-36					
Free throw pct.....	.813	.806					
REBOUNDS.....	62	61					
Rebounds per game.....	31.0	30.5					
Rebounding margin.....	+0.5	-					
ASSISTS.....	32	35					
Assists per game.....	16.0	17.5					
TURNOVERS.....	20	25					
Turnovers per game.....	10.0	12.5					
Turnover margin.....	+2.5	-					
Assist/turnover ratio..	1.6	1.4					
STEALS.....	8	12					
Steals per game.....	4.0	6.0					
BLOCKS.....	0	3					
Blocks per game.....	0.0	1.5					
WINNING STREAK.....	1	-					
Home win streak.....	0	-					
ATTENDANCE.....	2073	4409					
Home games-Avg/Game....	1-2073	1-4409					
Neutral site-Avg/Game..	-	0-0					

SCORE BY PERIODS:	1st	2nd	Total
William and Mary.....	56	71	- 127
Opponents.....	75	61	- 136

2006-07 William and Mary Basketball  
 William and Mary Team Game-by-Game Comparison (as of Jan 03, 2007)  
 Conference games

Opponent	1st	2nd	Score	Mar	Total FG	FG Pct	3-Pointers	3FG Pct	Free Throws	FT Pct	Rebounds	Assist	TOver	Block	Steal	Fouls	
TOWSON.....	25/42	35/31	60-73	(13)	19-54/26-49	.352/.531	8-29/5-20	.276/.250	14-18/16-20	.778/.800	26/37	(11)	16/17	8/13	0/1	4/7	19/14
George Mason.....	31/33	36/30	67-63	+4	24-56/22-48	.429/.458	7-23/6-23	.304/.261	12-14/13-16	.857/.813	36/24	+12	16/18	12/12	0/2	4/5	16/15

Note: Game totals are displayed in the format TEAM/OPPONENT for each category

**2006-07 William and Mary Basketball**  
**William and Mary Team Game-by-Game (as of Jan 03, 2007)**  
**All games**

TEAM STATISTICS

Opponent	Date	Score	W/L	---TOTAL---			--3-PTRS--			----REBOUNDS----							Pts---Avg			
				FG-FGA	Pct	3FG-FGA	Pct	FT-FTA	Pct	Off	Def	Tot	Avg	PF	A	TO	Blk	Stl	Pts	Avg
at Kansas State	11/11/06	60-70	L	21-53	.396	8-21	.381	10-18	.556	10	27	37	37.0	24	16	19	1	6	60	60.0
WAGNER	11/20/06	77-53	W	32-64	.500	7-19	.368	6-12	.500	10	32	42	39.5	25	16	13	4	8	77	68.5
at Holy Cross	11/25/06	57-66	L	22-56	.393	5-17	.294	8-14	.571	10	22	32	37.0	20	11	15	2	4	57	64.7
at Navy	11/28/06	63-79	L	22-55	.400	4-21	.190	15-20	.750	12	18	30	35.2	13	11	18	2	6	63	64.2
JACKSONVILLE STATE	12/01/06	59-56	W	20-49	.408	2-11	.182	17-33	.515	17	30	47	37.6	11	11	28	2	9	59	63.2
CORNELL	12/02/06	73-68	Wot	24-56	.429	9-24	.375	16-24	.667	14	19	33	36.8	15	16	13	3	7	73	64.8
TOWSON	12/05/06	60-73	L	19-54	.352	8-29	.276	14-18	.778	5	21	26	35.3	19	16	8	0	4	60	64.1
NORTH FLORIDA	12/08/06	61-44	W	20-47	.426	5-20	.250	16-25	.640	9	26	35	35.2	12	14	11	4	12	61	63.8
UMBC	12/22/06	70-58	W	21-42	.500	7-15	.467	21-22	.955	5	18	23	33.9	13	11	9	2	3	70	64.4
HAMPTON	12/28/06	72-67	W	21-41	.512	9-20	.450	21-29	.724	11	14	25	33.0	21	13	24	2	3	72	65.2
RICHMOND	12/31/06	61-53	W	20-42	.476	7-20	.350	14-25	.560	13	27	40	33.6	14	12	16	2	4	61	64.8
at George Mason	1/3/07	67-63	W	24-56	.429	7-23	.304	12-14	.857	13	23	36	33.8	16	16	12	0	4	67	65.0
William and Mary		780		266-615	.433	78-240	.325	170-254	.669	129	277	406	33.8	203	163	186	24	70	780	65.0
Opponents		750		270-651	.415	69-261	.264	141-214	.659	135	265	400	33.3	227	150	175	31	87	750	62.5

Games played: 12  
Points/game: 65.0  
FG Pct: 43.3  
3FG Pct: 32.5  
FT Pct: 66.9

Rebounds/game: 33.8  
Assists/game: 13.6  
Turnovers/game: 15.5  
Assist/turnover ratio: 0.9  
Steals/game: 5.8  
Blocks/game: 2.0

**2006-07 William and Mary Basketball**  
**William and Mary Game-by-Game Points-Rebounds-Assists (as of Jan 03, 2007)**  
**All games**

Opponent	Date	Score	WL	00	02	03	04	11	12	13	15	20
				HESS,STEV	SCHNEIDER	TRUMBOWER	SMITH,ALE	MANN,NATH	BARNETT,M	KISIELIUS	STEIN,PET	CARRABINE
at Kansas State	11/11/06	60-70	L	3- 3- 0	18- 9- 7	0- 1- 0	2- 3- 0	5- 1- 1	DNP	16- 2- 2	4- 6- 2	0- 0- 0
WAGNER	11/20/06	77-53	W	2- 3- 0	8- 2- 6	2- 1- 1	2- 5- 0	0- 3- 1	0- 1- 0	18- 2- 1	2- 0- 1	4- 1- 0
at Holy Cross	11/25/06	57-66	L	DNP	4- 1- 1	0- 1- 1	3- 2- 0	12- 6- 4	DNP	10- 3- 1	3- 0- 0	0- 0- 0
at Navy	11/28/06	63-79	L	2- 0- 0	DNP	12- 6- 4	9- 4- 1	3- 2- 3	DNP	8- 4- 0	4- 2- 0	9- 0- 0
JACKSONVILLE STATE	12/01/06	59-56	W	0- 1- 0	DNP	2- 5- 1	2- 3- 0	8- 5- 2	DNP	20- 6- 1	2- 6- 4	2- 2- 1
CORNELL	12/02/06	73-68	WO	0- 0- 0	DNP	7- 2- 5	6- 2- 0	15- 4- 1	DNP	21- 6- 4	2- 4- 2	5- 1- 0
TOWSON	12/05/06	60-73	L	0- 1- 0	18- 2- 2	2- 4- 3	0- 2- 0	6- 0- 2	DNP	0- 0- 4	6- 4- 4	10- 2- 0
NORTH FLORIDA	12/08/06	61-44	W	3- 1- 0	10- 3- 5	2- 3- 2	3- 1- 0	13- 9- 3	0- 0- 0	5- 2- 3	10- 4- 0	5- 1- 0
UMBC	12/22/06	70-58	W	4- 0- 1	11- 1- 2	6- 0- 0	9- 5- 0	5- 0- 2	DNP	19- 3- 2	4- 2- 0	5- 4- 0
HAMPTON	12/28/06	72-67	W	2- 2- 0	6- 3- 3	1- 2- 1	8- 3- 1	12- 3- 1	DNP	18- 1- 3	7- 3- 1	6- 1- 1
RICHMOND	12/31/06	61-53	W	DNP	9- 3- 0	0- 0- 1	12- 4- 0	3- 8- 4	DNP	11- 8- 3	4- 8- 1	7- 2- 0
at George Mason	1/3/07	67-63	W	DNP	10- 2- 4	0- 0- 0	11- 4- 1	14- 0- 1	DNP	9- 8- 5	4- 3- 1	5- 4- 1

Opponent	Date	Score	WL	22	23	24	25	45
				SUMNER,DA	DARNELL,C	PAYTON,AD	STRATTON,	COFIELD,C
at Kansas State	11/11/06	60-70	L	0- 0- 0	3- 3- 1	5- 3- 2	DNP	4- 0- 1
WAGNER	11/20/06	77-53	W	12- 3- 1	7- 5- 3	9- 8- 2	2- 1- 0	9- 5- 0
at Holy Cross	11/25/06	57-66	L	2- 4- 0	0- 0- 0	15- 5- 3	DNP	8- 6- 1
at Navy	11/28/06	63-79	L	4- 1- 1	0- 2- 1	12- 3- 1	DNP	0- 3- 0
JACKSONVILLE STATE	12/01/06	59-56	W	0- 2- 0	0- 5- 1	18- 5- 0	DNP	5- 2- 1
CORNELL	12/02/06	73-68	WO	2- 0- 0	3- 1- 3	10- 2- 1	DNP	2- 4- 0
TOWSON	12/05/06	60-73	L	0- 1- 1	2- 3- 0	16- 4- 0	DNP	0- 1- 0
NORTH FLORIDA	12/08/06	61-44	W	0- 0- 0	0- 0- 0	10- 3- 0	0- 0- 0	0- 0- 1
UMBC	12/22/06	70-58	W	DNP	0- 0- 0	7- 4- 4	DNP	DNP
HAMPTON	12/28/06	72-67	W	DNP	0- 0- 0	12- 2- 2	DNP	DNP
RICHMOND	12/31/06	61-53	W	DNP	2- 3- 1	13- 4- 2	DNP	DNP
at George Mason	1/3/07	67-63	W	DNP	2- 4- 1	12- 9- 2	DNP	DNP

2006-07 William and Mary Basketball  
 William and Mary Season Box - Average per 40 Minutes (as of Jan 03, 2007)  
 All games

# Player	Win	FGM	FGA	Pct	3FGM	3FGA	Pct	FTM	FTA	Pct	OREB	DREB	TREB	PF	A	T0	A/T0	BLK	Stl	Pts
12 Barrett, Marcus.....	40	0.0	0.0	.000	0.0	0.0	.000	0.0	13.3	.000	0.0	13.3	13.3	0.0	0.0	0.0	0.00	13.3	0.0	0.0
20 Kyle Carrabine.....	40	5.4	11.1	.488	3.8	8.9	.424	1.1	1.9	.571	1.1	3.8	4.9	1.4	0.8	1.4	0.60	0.0	0.5	15.7
45 Coffield, Corey.....	40	5.5	15.3	.361	0.0	0.0	.000	0.9	2.6	.333	2.6	6.4	8.9	3.8	1.7	6.4	0.27	0.4	1.7	11.9
23 Darrell, Chris.....	40	2.4	7.7	.304	0.7	2.0	.333	1.0	2.4	.429	2.0	6.7	8.7	5.0	3.7	4.4	0.85	1.0	0.7	6.4
00 Hess, Steven.....	40	3.1	6.9	.455	0.0	0.0	.000	3.8	8.1	.462	1.9	5.0	6.9	6.9	0.6	2.5	0.25	1.2	0.0	10.0
13 Kistelius, Laimis...	40	5.2	9.3	.558	1.7	3.6	.485	4.7	6.3	.741	2.1	2.8	4.9	2.1	3.2	3.7	0.85	0.8	1.2	16.8
11 Mann, Nathan.....	40	4.0	12.0	.337	1.8	7.6	.242	1.8	2.3	.789	0.6	4.4	5.0	2.7	3.1	1.8	1.67	0.1	0.7	11.8
24 Payton, Adam.....	40	5.4	12.9	.417	1.0	3.1	.321	3.8	4.6	.829	1.9	3.9	5.8	2.4	2.1	3.1	0.68	0.1	1.9	15.6
02 Schneider, David....	40	3.5	9.4	.379	2.7	7.2	.373	3.5	5.0	.714	0.4	3.3	3.7	3.5	3.0	1.43	0.0	2.0	13.3	
04 Smith, Alex.....	40	6.3	12.0	.528	0.0	0.5	.000	2.5	4.3	.579	2.9	5.6	8.6	5.2	0.7	2.9	0.23	0.9	0.9	15.1
15 Stein, Peter.....	40	3.4	5.1	.677	0.0	0.3	.000	1.6	3.6	.455	2.8	4.1	6.9	5.2	2.6	3.3	0.80	0.5	0.5	8.5
25 Stratton, Chris.....	40	13.3	13.3	1.000	0.0	0.0	.000	0.0	0.0	.000	13.3	0.0	13.3	0.0	0.0	0.0	0.00	0.0	0.0	26.7
22 Summer, Danny.....	40	4.6	17.2	.265	1.0	6.6	.154	0.0	3.5	.000	4.1	1.5	5.6	0.5	1.5	2.5	0.60	0.5	1.5	10.1
03 Trumbower, Adam.....	40	2.0	5.0	.400	0.2	2.5	.100	4.2	4.7	.895	1.5	4.7	6.2	4.7	4.7	3.2	1.46	0.0	1.0	8.4
Total.....	40	21.9	50.7	.433	6.4	19.8	.325	14.0	20.9	.669	10.6	22.8	33.5	16.7	13.4	15.3	0.88	2.0	5.8	64.3
Opponents.....	40	22.3	53.7	.415	5.7	21.5	.264	11.6	17.6	.659	11.1	21.9	33.0	18.7	12.4	14.4	0.86	2.6	7.2	61.9

Note: All statistics are pro-rated based on an average per 40-minute game.

**2006-07 William and Mary Basketball**  
**William and Mary Combined Team Statistics (as of Dec 31, 2006)**  
**Home games**

<b>RECORD:</b>	<b>OVERALL</b>	<b>HOME</b>	<b>AWAY</b>	<b>NEUTRAL</b>
<b>ALL GAMES.....</b>	<b>(7-1)</b>	<b>(7-1)</b>	<b>(0-0)</b>	<b>(0-0)</b>
<b>CONFERENCE.....</b>	<b>(0-1)</b>	<b>(0-1)</b>	<b>(0-0)</b>	<b>(0-0)</b>
<b>NON-CONFERENCE.....</b>	<b>(7-0)</b>	<b>(7-0)</b>	<b>(0-0)</b>	<b>(0-0)</b>

## Player	GP-GS	---TOTAL---		---3-PTS---		---REBOUNDS---						PF	FO	A	TO	Blk	Stl	Pts	Avg		
		Min--Avg	FG-FGA	Pct	3FG-FGA	Pct	FT-FTA	Pct	Off	Def	Tot									Avg	
13 Kisielius, Laimis..	8-7	248	31.0	35-59	.593	11-25	.440	31-43	.721	13	15	28	3.5	12	0	21	19	6	8	112	14.0
24 Payton, Adam.....	8-6	233	29.1	31-63	.492	8-18	.444	25-31	.806	7	25	32	4.0	12	1	11	20	0	13	95	11.9
02 Schneider, David...	6-5	179	29.8	16-37	.432	14-32	.438	16-22	.727	1	13	14	2.3	14	0	18	12	0	6	62	10.3
11 Mann, Nathan.....	8-7	221	27.6	20-66	.303	7-37	.189	15-17	.882	4	28	32	4.0	11	0	16	11	1	5	62	7.8
20 Carrabine, Kyle....	8-2	108	13.5	15-31	.484	10-24	.417	4-7	.571	3	11	14	1.8	5	0	2	3	0	1	44	5.5
04 Smith, Alex.....	8-2	120	15.0	18-36	.500	0-1	.000	6-11	.545	9	16	25	3.1	13	0	1	9	3	2	42	5.3
15 Stein, Peter.....	8-6	167	20.9	14-21	.667	0-2	.000	9-20	.450	12	19	31	3.9	22	0	13	13	3	3	37	4.6
45 Cofield, Corey....	5-1	44	8.8	7-23	.304	0-0	.000	2-4	.500	3	9	12	2.4	8	0	2	10	1	4	16	3.2
22 Sumner, Danny.....	5-1	40	8.0	6-21	.286	2-9	.222	0-6	.000	5	1	6	1.2	0	0	2	1	1	2	14	2.8
03 Trumbower, Adam....	8-2	126	15.8	6-16	.375	1-8	.125	9-10	.900	4	13	17	2.1	14	0	14	11	0	4	22	2.8
23 Darnell, Chris.....	8-1	86	10.8	5-14	.357	1-2	.500	3-7	.429	5	12	17	2.1	11	0	8	10	2	2	14	1.8
00 Hess, Steven.....	7-0	47	6.7	3-7	.429	0-0	.000	5-9	.556	2	6	8	1.1	7	0	1	3	1	0	11	1.6
25 Stratton, Chris....	2-0	3	1.5	1-1	1.000	0-0	.000	0-0	.000	1	0	1	0.5	0	0	0	0	0	0	2	1.0
12 Barnett, Marcus....	2-0	3	1.5	0-0	.000	0-0	.000	0-1	.000	0	1	1	0.5	1	0	0	0	1	0	0	0.0
Team.....										15	18	33	4.1	0		0					

Total.....	8	1625	177-395	.448	54-158	.342	125-188	.665	84	187	271	33.9	130	1	109	122	19	50	533	66.6
Opponents.....	8	1625	175-419	.418	43-170	.253	79-125	.632	79	167	246	30.8	157	7	82	124	15	51	472	59.0

TEAM STATISTICS	W&M	OPP	DATE	OPPONENT	W/L	SCORE	ATTEND
SCORING.....	533	472	11/20/06	WAGNER	W	77-53	3197
Points per game.....	66.6	59.0	12/01/06	JACKSONVILLE STATE	W	59-56	2684
Scoring margin.....	+7.6	-	12/02/06	CORNELL	W OT	73-68	2118
FIELD GOALS-ATT.....	177-395	175-419	*12/05/06	TOWSON	L	60-73	2073
Field goal pct.....	.448	.418	12/08/06	NORTH FLORIDA	W	61-44	2135
3 POINT FG-ATT.....	54-158	43-170	12/22/06	UMBC	W	70-58	1421
3-point FG pct.....	.342	.253	12/28/06	HAMPTON	W	72-67	2107
3-pt FG made per game..	6.8	5.4	12/31/06	RICHMOND	W	61-53	1922
FREE THROWS-ATT.....	125-188	79-125	* = Conference game				
Free throw pct.....	.665	.632					
REBOUNDS.....	271	246					
Rebounds per game.....	33.9	30.8					
Rebounding margin.....	+3.1	-					
ASSISTS.....	109	82					
Assists per game.....	13.6	10.3					
TURNOVERS.....	122	124					
Turnovers per game.....	15.3	15.5					
Turnover margin.....	+0.3	-					
Assist/turnover ratio..	0.9	0.7					
STEALS.....	50	51					
Steals per game.....	6.3	6.4					
BLOCKS.....	19	15					
Blocks per game.....	2.4	1.9					
WINNING STREAK.....	4	-					
Home win streak.....	4	-					
ATTENDANCE.....	17657	0					
Home games-Avg/Game....	8-2207	0-0					
Neutral site-Avg/Game..	-	0-0					

SCORE BY PERIODS:	1st	2nd	OT	Total
William and Mary.....	228	294	11	533
Opponents.....	195	271	6	472

**2006-07 William and Mary Basketball**  
**William and Mary Combined Team Statistics (as of Jan 03, 2007)**  
**Away games**

<b>RECORD:</b>	<b>OVERALL</b>	<b>HOME</b>	<b>AWAY</b>	<b>NEUTRAL</b>
<b>ALL GAMES.....</b>	<b>(1-3)</b>	<b>(0-0)</b>	<b>(1-3)</b>	<b>(0-0)</b>
<b>CONFERENCE.....</b>	<b>(1-0)</b>	<b>(0-0)</b>	<b>(1-0)</b>	<b>(0-0)</b>
<b>NON-CONFERENCE.....</b>	<b>(0-3)</b>	<b>(0-0)</b>	<b>(0-3)</b>	<b>(0-0)</b>

## Player	GP-GS	Min--Avg	---TOTAL---			---3-PTS---			---REBOUNDS---				PF	FO	A	TO	Blk	Stl	Pts	Avg
			FG-FGA	Pct	3FG-FGA	Pct	FT-FTA	Pct	Off	Def	Tot	Avg								
24 Payton, Adam.....	4-4	124 31.0	17-52	.327	1-10	.100	9-10	.900	10	10	20	5.0	9	0	8	8	1	4	44	11.0
13 Kisielius, Laimis..	4-4	120 30.0	13-27	.481	5-8	.625	12-15	.800	6	11	17	4.3	7	0	8	15	1	3	43	10.8
02 Schneider, David...	3-3	103 34.3	9-29	.310	5-19	.263	9-13	.692	2	10	12	4.0	11	0	12	9	0	8	32	10.7
11 Mann, Nathan.....	4-4	105 26.3	13-32	.406	8-25	.320	0-2	.000	1	8	9	2.3	11	1	9	4	0	1	34	8.5
04 Smith, Alex.....	4-0	57 14.3	10-17	.588	0-1	.000	5-8	.625	4	9	13	3.3	10	1	2	4	1	2	25	6.3
45 Cofield, Corey.....	3-1	50 16.7	6-13	.462	0-0	.000	0-2	.000	3	6	9	3.0	1	0	2	5	0	0	12	4.0
15 Stein, Peter.....	4-3	77 19.3	7-10	.700	0-0	.000	1-2	.500	5	6	11	2.8	10	0	3	7	0	0	15	3.8
20 Kyle Carrabine.....	4-0	40 10.0	5-10	.500	4-9	.444	0-0	.000	1	3	4	1.0	0	0	1	2	0	1	14	3.5
03 Trumbower, Adam....	4-0	35 8.8	2-4	.500	0-2	.000	8-9	.889	2	6	8	2.0	5	0	5	2	0	0	12	3.0
00 Hess, Steven.....	2-0	17 8.5	2-4	.500	0-0	.000	1-4	.250	1	2	3	1.5	4	0	0	1	1	0	5	2.5
22 Sumner, Danny.....	3-0	39 13.0	3-13	.231	0-4	.000	0-1	.000	3	2	5	1.7	1	0	1	4	0	1	6	2.0
23 Darnell, Chris.....	4-1	33 8.3	2-9	.222	1-4	.250	0-0	.000	1	8	9	2.3	4	0	3	3	1	0	5	1.3
Team.....									6	9	15	3.8	0		0					

Total.....	4	800	89-220	.405	24-82	.293	45-66	.682	45	90	135	33.8	73	2	54	64	5	20	247	61.8
Opponents.....	4	800	95-232	.409	26-91	.286	62-89	.697	56	98	154	38.5	70	0	68	51	16	36	278	69.5

TEAM STATISTICS	W&M	OPP	DATE	OPPONENT	W/L	SCORE	ATTEND
SCORING.....	247	278	11/11/06	at Kansas State	L	60-70	11390
Points per game.....	61.8	69.5	11/25/06	at Holy Cross	L	57-66	2103
Scoring margin.....	-7.7	-	11/28/06	at Navy	L	63-79	1285
FIELD GOALS-ATT.....	89-220	95-232	*1/3/07	at George Mason	W	67-63	4409
Field goal pct.....	.405	.409	* = Conference game				
3 POINT FG-ATT.....	24-82	26-91					
3-point FG pct.....	.293	.286					
3-pt FG made per game..	6.0	6.5					
FREE THROWS-ATT.....	45-66	62-89					
Free throw pct.....	.682	.697					
REBOUNDS.....	135	154					
Rebounds per game.....	33.8	38.5					
Rebounding margin.....	-4.7	-					
ASSISTS.....	54	68					
Assists per game.....	13.5	17.0					
TURNOVERS.....	64	51					
Turnovers per game.....	16.0	12.8					
Turnover margin.....	-3.2	-					
Assist/turnover ratio..	0.8	1.3					
STEALS.....	20	36					
Steals per game.....	5.0	9.0					
BLOCKS.....	5	16					
Blocks per game.....	1.3	4.0					
WINNING STREAK.....	1	-					
Home win streak.....	0	-					
ATTENDANCE.....	0	19187					
Home games-Avg/Game....	0-0	4-4797					
Neutral site-Avg/Game..	-	0-0					

SCORE BY PERIODS:	1st	2nd	Total	
William and Mary.....	112	135	-	247
Opponents.....	139	139	-	278



**2006-07 William and Mary Basketball**  
**William and Mary Combined Team Statistics (as of Jan 03, 2007)**  
**Games won**

<b>RECORD:</b>	<b>OVERALL</b>	<b>HOME</b>	<b>AWAY</b>	<b>NEUTRAL</b>
<b>ALL GAMES.....</b>	<b>(8-0)</b>	<b>(7-0)</b>	<b>(1-0)</b>	<b>(0-0)</b>
<b>CONFERENCE.....</b>	<b>(1-0)</b>	<b>(0-0)</b>	<b>(1-0)</b>	<b>(0-0)</b>
<b>NON-CONFERENCE.....</b>	<b>(7-0)</b>	<b>(7-0)</b>	<b>(0-0)</b>	<b>(0-0)</b>

## Player	GP-GS	Min--Avg		---TOTAL---		---3-PTS---		FT-FTA		---REBOUNDS---				PF FO		A TO Blk Stl		Pts	Avg		
		FG-FGA	Pct	3FG-FGA	Pct	Pct	Off	Def	Tot	Avg	PF	FO	A	TO	Blk	Stl					
13 Kisielius, Laimis..	8-7	248	31.0	37-60	.617	11-23	.478	36-49	.735	17	19	36	4.5	14	0	22	22	6	9	121	15.1
24 Payton, Adam.....	8-7	236	29.5	29-61	.475	7-16	.438	26-31	.839	11	26	37	4.6	9	0	13	21	0	13	91	11.4
02 Schneider, David...	6-6	187	31.2	14-36	.389	12-30	.400	14-19	.737	2	12	14	2.3	14	0	20	14	0	6	54	9.0
11 Mann, Nathan.....	8-7	229	28.6	24-69	.348	11-40	.275	11-14	.786	4	28	32	4.0	11	0	15	12	1	3	70	8.8
04 Smith, Alex.....	8-1	124	15.5	22-40	.550	0-1	.000	9-14	.643	10	17	27	3.4	14	0	2	10	3	2	53	6.6
20 Carrabine, Kyle....	8-1	109	13.6	14-28	.500	8-20	.400	3-5	.600	4	12	16	2.0	3	0	3	4	0	2	39	4.9
15 Stein, Peter.....	8-7	165	20.6	13-20	.650	0-2	.000	9-19	.474	12	18	30	3.8	23	0	10	11	3	3	35	4.4
45 Cofield, Corey.....	4-1	40	10.0	7-23	.304	0-0	.000	2-4	.500	2	9	11	2.8	8	0	2	10	1	4	16	4.0
22 Sumner, Danny.....	4-1	37	9.3	6-19	.316	2-8	.250	0-6	.000	5	0	5	1.3	0	0	1	1	1	2	14	3.5
03 Trumbower, Adam....	8-1	110	13.8	6-14	.429	1-7	.143	7-8	.875	3	10	13	1.6	13	0	11	10	0	4	20	2.5
00 Hess, Steven.....	6-0	41	6.8	3-7	.429	0-0	.000	5-9	.556	2	5	7	1.2	6	0	1	3	1	0	11	1.8
23 Darnell, Chris.....	8-1	93	11.6	6-19	.316	1-5	.200	1-5	.200	5	13	18	2.3	11	0	9	8	2	2	14	1.8
25 Stratton, Chris....	2-0	3	1.5	1-1	1.000	0-0	.000	0-0	.000	1	0	1	0.5	0	0	0	0	0	0	2	1.0
12 Barnett, Marcus....	2-0	3	1.5	0-0	.000	0-0	.000	0-1	.000	0	1	1	0.5	1	0	0	0	1	0	0	0.0
Team.....										14	19	33	4.1	0		0					

Total.....	8	1625	182-397	.458	53-152	.349	123-184	.668	92	189	281	35.1	127	0	109	126	19	50	540	67.5
Opponents.....	8	1625	171-418	.409	44-173	.254	76-121	.628	76	157	233	29.1	158	7	83	123	16	49	462	57.8

TEAM STATISTICS	W&M	OPP	DATE	OPPONENT	W/L	SCORE	ATTEND
SCORING.....	540	462	11/20/06	WAGNER	W	77-53	3197
Points per game.....	67.5	57.8	12/01/06	JACKSONVILLE STATE	W	59-56	2684
Scoring margin.....	+9.8	-	12/02/06	CORNELL	W OT	73-68	2118
FIELD GOALS-ATT.....	182-397	171-418	12/08/06	NORTH FLORIDA	W	61-44	2135
Field goal pct.....	.458	.409	12/22/06	UMBC	W	70-58	1421
3 POINT FG-ATT.....	53-152	44-173	12/28/06	HAMPTON	W	72-67	2107
3-point FG pct.....	.349	.254	12/31/06	RICHMOND	W	61-53	1922
3-pt FG made per game..	6.6	5.5	*1/3/07	at George Mason	W	67-63	4409
FREE THROWS-ATT.....	123-184	76-121	* = Conference game				
Free throw pct.....	.668	.628					
REBOUNDS.....	281	233					
Rebounds per game.....	35.1	29.1					
Rebounding margin.....	+6.0	-					
ASSISTS.....	109	83					
Assists per game.....	13.6	10.4					
TURNOVERS.....	126	123					
Turnovers per game.....	15.8	15.4					
Turnover margin.....	-0.4	-					
Assist/turnover ratio..	0.9	0.7					
STEALS.....	50	49					
Steals per game.....	6.3	6.1					
BLOCKS.....	19	16					
Blocks per game.....	2.4	2.0					
WINNING STREAK.....	8	-					
Home win streak.....	7	-					
ATTENDANCE.....	15584	4409					
Home games-Avg/Game....	7-2226	1-4409					
Neutral site-Avg/Game..	-	0-0					

SCORE BY PERIODS:	1st	2nd	OT	Total
William and Mary.....	234	295	11	540
Opponents.....	186	270	6	462

**2006-07 William and Mary Basketball**  
**William and Mary Combined Team Statistics (as of Dec 22, 2006)**  
**Games lost**

<b>RECORD:</b>	<b>OVERALL</b>	<b>HOME</b>	<b>AWAY</b>	<b>NEUTRAL</b>
<b>ALL GAMES.....</b>	<b>(0-4)</b>	<b>(0-1)</b>	<b>(0-3)</b>	<b>(0-0)</b>
<b>CONFERENCE.....</b>	<b>(0-1)</b>	<b>(0-1)</b>	<b>(0-0)</b>	<b>(0-0)</b>
<b>NON-CONFERENCE.....</b>	<b>(0-3)</b>	<b>(0-0)</b>	<b>(0-3)</b>	<b>(0-0)</b>

## Player	GP-GS	Min--Avg	---TOTAL---			---3-PTS---			---REBOUNDS---				PF	FO	A	TO	Blk	Stl	Pts	Avg
			FG-FGA	Pct	3FG-FGA	Pct	FT-FTA	Pct	Off	Def	Tot	Avg								
02 Schneider, David...	3-2	95 31.7	11-30	.367	7-21	.333	11-16	.688	1	11	12	4.0	11	0	10	7	0	8	40	13.3
24 Payton, Adam.....	4-3	121 30.3	19-54	.352	2-12	.167	8-10	.800	6	9	15	3.8	12	1	6	7	1	4	48	12.0
13 Kisielius, Laimis..	4-4	120 30.0	11-26	.423	5-10	.500	7-9	.778	2	7	9	2.3	5	0	7	12	1	2	34	8.5
11 Mann, Nathan.....	4-4	97 24.3	9-29	.310	4-22	.182	4-5	.800	1	8	9	2.3	11	1	10	3	0	3	26	6.5
20 Kyle Carrabine.....	4-1	39 9.8	6-13	.462	6-13	.462	1-2	.500	0	2	2	0.5	2	0	0	1	0	0	19	4.8
15 Stein, Peter.....	4-2	79 19.8	8-11	.727	0-0	.000	1-3	.333	5	7	12	3.0	9	0	6	9	0	0	17	4.3
03 Trumbower, Adam....	4-1	51 12.8	2-6	.333	0-3	.000	10-11	.909	3	9	12	3.0	6	0	8	3	0	0	14	3.5
04 Smith, Alex.....	4-1	53 13.3	6-13	.462	0-1	.000	2-5	.400	3	8	11	2.8	9	1	1	3	1	2	14	3.5
45 Cofield, Corey.....	4-1	54 13.5	6-13	.462	0-0	.000	0-2	.000	4	6	10	2.5	1	0	2	5	0	0	12	3.0
00 Hess, Steven.....	3-0	23 7.7	2-4	.500	0-0	.000	1-4	.250	1	3	4	1.3	5	0	0	1	1	0	5	1.7
22 Sumner, Danny.....	4-0	42 10.5	3-15	.200	0-5	.000	0-1	.000	3	3	6	1.5	1	0	2	4	0	1	6	1.5
23 Darnell, Chris.....	4-1	26 6.5	1-4	.250	1-1	1.000	2-2	1.000	1	7	8	2.0	4	0	2	5	1	0	5	1.3
Team.....									7	8	15	3.8	0			0				

Total.....	4	800	84-218	.385	25-88	.284	47-70	.671	37	88	125	31.3	76	3	54	60	5	20	240	60.0
Opponents.....	4	800	99-233	.425	25-88	.284	65-93	.699	59	108	167	41.8	69	0	67	52	15	38	288	72.0

TEAM STATISTICS	W&M	OPP	DATE	OPPONENT	W/L	SCORE	ATTEND
SCORING.....	240	288	11/11/06	at Kansas State	L	60-70	11390
Points per game.....	60.0	72.0	11/25/06	at Holy Cross	L	57-66	2103
Scoring margin.....	-12.0	-	11/28/06	at Navy	L	63-79	1285
FIELD GOALS-ATT.....	84-218	99-233	*12/05/06	TOWSON	L	60-73	2073
Field goal pct.....	.385	.425	* = Conference game				
3 POINT FG-ATT.....	25-88	25-88					
3-point FG pct.....	.284	.284					
3-pt FG made per game..	6.3	6.3					
FREE THROWS-ATT.....	47-70	65-93					
Free throw pct.....	.671	.699					
REBOUNDS.....	125	167					
Rebounds per game.....	31.3	41.8					
Rebounding margin.....	-10.5	-					
ASSISTS.....	54	67					
Assists per game.....	13.5	16.8					
TURNOVERS.....	60	52					
Turnovers per game.....	15.0	13.0					
Turnover margin.....	-2.0	-					
Assist/turnover ratio..	0.9	1.3					
STEALS.....	20	38					
Steals per game.....	5.0	9.5					
BLOCKS.....	5	15					
Blocks per game.....	1.3	3.8					
WINNING STREAK.....	0	-					
Home win streak.....	0	-					
ATTENDANCE.....	2073	14778					
Home games-Avg/Game....	1-2073	3-4926					
Neutral site-Avg/Game..	-	0-0					

SCORE BY PERIODS:	1st	2nd	Total	
William and Mary.....	106	134	-	240
Opponents.....	148	140	-	288

**2006-07 William and Mary Basketball**  
**William and Mary Combined Team Statistics (as of Jan 03, 2007)**  
**Last Three Games**

<b>RECORD:</b>	<b>OVERALL</b>	<b>HOME</b>	<b>AWAY</b>	<b>NEUTRAL</b>
<b>ALL GAMES.....</b>	<b>(3-0)</b>	<b>(2-0)</b>	<b>(1-0)</b>	<b>(0-0)</b>
<b>CONFERENCE.....</b>	<b>(1-0)</b>	<b>(0-0)</b>	<b>(1-0)</b>	<b>(0-0)</b>
<b>NON-CONFERENCE.....</b>	<b>(2-0)</b>	<b>(2-0)</b>	<b>(0-0)</b>	<b>(0-0)</b>

## Player	GP-GS	Min--Avg	---TOTAL---			---3-PTS---			---REBOUNDS---				PF	FO	A	TO	Blk	Stl	Pts	Avg
			FG-FGA	Pct	3FG-FGA	Pct	FT-FTA	Pct	Off	Def	Tot	Avg								
13 Kisielius, Laimis..	3-3	90 30.0	10-18	.556	3-6	.500	15-22	.682	7	10	17	5.7	6	0	11	9	2	2	38	12.7
24 Payton, Adam.....	3-3	97 32.3	13-28	.464	3-6	.500	8-10	.800	6	9	15	5.0	5	0	6	9	0	3	37	12.3
04 Smith, Alex.....	3-0	55 18.3	12-17	.706	0-1	.000	7-8	.875	4	7	11	3.7	7	0	2	4	2	1	31	10.3
11 Mann, Nathan.....	3-3	94 31.3	10-27	.370	6-16	.375	3-5	.600	3	8	11	3.7	4	0	6	5	0	1	29	9.7
02 Schneider, David...	3-3	97 32.3	7-20	.350	6-18	.333	5-9	.556	1	7	8	2.7	9	0	7	10	0	3	25	8.3
20 Carrabine, Kyle....	3-0	47 15.7	6-11	.545	5-10	.500	1-2	.500	3	4	7	2.3	1	0	2	3	0	1	18	6.0
15 Stein, Peter.....	3-3	66 22.0	5-8	.625	0-1	.000	5-6	.833	7	7	14	4.7	10	0	3	4	0	0	15	5.0
00 Hess, Steven.....	1-0	7 7.0	0-0	.000	0-0	.000	2-2	1.000	1	1	2	2.0	1	0	0	2	0	0	2	2.0
23 Darnell, Chris.....	3-0	24 8.0	2-9	.222	0-4	.000	0-2	.000	2	5	7	2.3	4	0	2	1	0	0	4	1.3
03 Trumbower, Adam....	3-0	23 7.7	0-1	.000	0-1	.000	1-2	.500	1	1	2	0.7	4	0	2	5	0	0	1	0.3
Team.....									2	5	7	2.3	0		0					
Total.....	3	600	65-139	.468	23-63	.365	47-68	.691	37	64	101	33.7	51	0	41	52	4	11	200	66.7
Opponents.....	3	600	64-152	.421	18-73	.247	37-56	.661	30	49	79	26.3	61	1	31	42	3	22	183	61.0

TEAM STATISTICS	W&M	OPP	DATE	OPPONENT	W/L	SCORE	ATTEND
SCORING.....	200	183	12/28/06	HAMPTON	W	72-67	2107
Points per game.....	66.7	61.0	12/31/06	RICHMOND	W	61-53	1922
Scoring margin.....	+5.7	-	*1/3/07	at George Mason	W	67-63	4409
FIELD GOALS-ATT.....	65-139	64-152	* = Conference game				
Field goal pct.....	.468	.421					
3 POINT FG-ATT.....	23-63	18-73					
3-point FG pct.....	.365	.247					
3-pt FG made per game..	7.7	6.0					
FREE THROWS-ATT.....	47-68	37-56					
Free throw pct.....	.691	.661					
REBOUNDS.....	101	79					
Rebounds per game.....	33.7	26.3					
Rebounding margin.....	+7.3	-					
ASSISTS.....	41	31					
Assists per game.....	13.7	10.3					
TURNOVERS.....	52	42					
Turnovers per game.....	17.3	14.0					
Turnover margin.....	-3.3	-					
Assist/turnover ratio..	0.8	0.7					
STEALS.....	11	22					
Steals per game.....	3.7	7.3					
BLOCKS.....	4	3					
Blocks per game.....	1.3	1.0					
WINNING STREAK.....	3	-					
Home win streak.....	2	-					
ATTENDANCE.....	4029	4409					
Home games-Avg/Game....	2-2014	1-4409					
Neutral site-Avg/Game..	-	0-0					

SCORE BY PERIODS:	1st	2nd	Total
William and Mary.....	88	112	-
Opponents.....	73	110	-

**2006-07 William and Mary Basketball**  
**William and Mary Combined Team Statistics (as of Jan 03, 2007)**  
**Last Six Games**

<b>RECORD:</b>	<b>OVERALL</b>	<b>HOME</b>	<b>AWAY</b>	<b>NEUTRAL</b>
<b>ALL GAMES.....</b>	<b>(5-1)</b>	<b>(4-1)</b>	<b>(1-0)</b>	<b>(0-0)</b>
<b>CONFERENCE.....</b>	<b>(1-1)</b>	<b>(0-1)</b>	<b>(1-0)</b>	<b>(0-0)</b>
<b>NON-CONFERENCE.....</b>	<b>(4-0)</b>	<b>(4-0)</b>	<b>(0-0)</b>	<b>(0-0)</b>

## Player	GP-GS	Min--Avg	---TOTAL---			---3-PTS---			---REBOUNDS---								Pts	Avg		
			FG-FGA	Pct	3FG-FGA	Pct	FT-FTA	Pct	Off	Def	Tot	Avg	PF	FO	A	TO			Blk	Stl
24 Payton, Adam.....	6-5	183 30.5	25-56	.446	6-14	.429	14-17	.824	7	19	26	4.3	12	1	10	14	0	7	70	11.7
02 Schneider, David...	6-5	190 31.7	17-42	.405	15-36	.417	15-20	.750	2	12	14	2.3	14	0	16	14	0	6	64	10.7
13 Kisielius, Laimis..	6-6	183 30.5	17-36	.472	5-14	.357	23-32	.719	11	11	22	3.7	8	0	20	13	6	4	62	10.3
11 Mann, Nathan.....	6-6	173 28.8	16-50	.320	7-30	.233	14-16	.875	4	16	20	3.3	8	0	13	8	0	3	53	8.8
04 Smith, Alex.....	6-1	89 14.8	17-28	.607	0-1	.000	9-11	.818	6	13	19	3.2	10	0	2	6	2	1	43	7.2
20 Carrabine, Kyle....	6-1	86 14.3	13-25	.520	10-21	.476	2-4	.500	3	11	14	2.3	4	0	2	4	0	2	38	6.3
15 Stein, Peter.....	6-5	136 22.7	13-21	.619	0-2	.000	9-15	.600	8	16	24	4.0	19	0	7	7	2	3	35	5.8
00 Hess, Steven.....	4-0	30 7.5	2-3	.667	0-0	.000	5-8	.625	2	2	4	1.0	4	0	1	2	0	0	9	2.3
03 Trumbower, Adam....	6-1	67 11.2	3-8	.375	0-3	.000	5-6	.833	3	6	9	1.5	8	0	7	8	0	3	11	1.8
23 Darnell, Chris....	6-0	49 8.2	2-9	.222	0-4	.000	2-4	.500	3	7	10	1.7	8	0	2	4	0	1	6	1.0
25 Stratton, Chris....	1-0	1 1.0	0-0	.000	0-0	.000	0-0	.000	0	0	0	0.0	0	0	0	0	0	0	0	0.0
12 Barnett, Marcus....	1-0	1 1.0	0-0	.000	0-0	.000	0-0	.000	0	0	0	0.0	0	0	0	0	0	0	0	0.0
45 Cofield, Corey.....	2-0	8 4.0	0-1	.000	0-0	.000	0-0	.000	1	0	1	0.5	0	0	1	0	0	0	0	0.0
22 Sumner, Danny.....	2-0	4 2.0	0-3	.000	0-2	.000	0-0	.000	0	1	1	0.5	0	0	1	0	0	0	0	0.0
Team.....									6	15	21	3.5	0		0					

Total.....	6	1200	125-282	.443	43-127	.339	98-133	.737	56	129	185	30.8	95	1	82	80	10	30	391	65.2
Opponents.....	6	1200	129-300	.430	31-124	.250	69-99	.697	55	118	173	28.8	106	2	61	82	8	34	358	59.7

TEAM STATISTICS	W&M	OPP	DATE	OPPONENT	W/L	SCORE	ATTEND
SCORING.....	391	358	*12/05/06	TOWSON	L	60-73	2073
Points per game.....	65.2	59.7	12/08/06	NORTH FLORIDA	W	61-44	2135
Scoring margin.....	+5.5	-	12/22/06	UMBC	W	70-58	1421
FIELD GOALS-ATT.....	125-282	129-300	12/28/06	HAMPTON	W	72-67	2107
Field goal pct.....	.443	.430	12/31/06	RICHMOND	W	61-53	1922
3 POINT FG-ATT.....	43-127	31-124	*1/3/07	at George Mason	W	67-63	4409
3-point FG pct.....	.339	.250	* = Conference game				
3-pt FG made per game..	7.2	5.2					
FREE THROWS-ATT.....	98-133	69-99					
Free throw pct.....	.737	.697					
REBOUNDS.....	185	173					
Rebounds per game.....	30.8	28.8					
Rebounding margin.....	+2.0	-					
ASSISTS.....	82	61					
Assists per game.....	13.7	10.2					
TURNOVERS.....	80	82					
Turnovers per game.....	13.3	13.7					
Turnover margin.....	+0.3	-					
Assist/turnover ratio..	1.0	0.7					
STEALS.....	30	34					
Steals per game.....	5.0	5.7					
BLOCKS.....	10	8					
Blocks per game.....	1.7	1.3					
WINNING STREAK.....	5	-					
Home win streak.....	4	-					
ATTENDANCE.....	9658	4409					
Home games-Avg/Game....	5-1932	1-4409					
Neutral site-Avg/Game..	-	0-0					

SCORE BY PERIODS:	1st	2nd	Total
William and Mary.....	176	215	- 391
Opponents.....	158	200	- 358

**2006-07 William and Mary Basketball**  
**William and Mary Combined Team Statistics (as of Jan 03, 2007)**  
**Last Nine Games**

<b>RECORD:</b>	<b>OVERALL</b>	<b>HOME</b>	<b>AWAY</b>	<b>NEUTRAL</b>
<b>ALL GAMES.....</b>	<b>(7-2)</b>	<b>(6-1)</b>	<b>(1-1)</b>	<b>(0-0)</b>
<b>CONFERENCE.....</b>	<b>(1-1)</b>	<b>(0-1)</b>	<b>(1-0)</b>	<b>(0-0)</b>
<b>NON-CONFERENCE.....</b>	<b>(6-1)</b>	<b>(6-0)</b>	<b>(0-1)</b>	<b>(0-0)</b>

## Player	GP-GS	---TOTAL---		---3-PTS---		---REBOUNDS---								PF	FO	A	TO	Blk	Stl	Pts	Avg
		Min--Avg	FG-FGA	Pct	3FG-FGA	Pct	FT-FTA	Pct	Off	Def	Tot	Avg									
13 Kisielius, Laimis..	9-8	275 30.6	31-57	.544	9-22	.409	40-53	.755	17	21	38	4.2	11	0	25	23	6	7	111	12.3	
24 Payton, Adam.....	9-7	271 30.1	37-87	.425	7-19	.368	29-35	.829	13	23	36	4.0	16	1	12	23	1	14	110	12.2	
02 Schneider, David...	6-5	190 31.7	17-42	.405	15-36	.417	15-20	.750	2	12	14	2.3	14	0	16	14	0	6	64	10.7	
11 Mann, Nathan.....	9-8	256 28.4	26-77	.338	12-49	.245	15-18	.833	4	27	31	3.4	14	0	19	14	0	4	79	8.8	
04 Smith, Alex.....	9-2	141 15.7	25-43	.581	0-2	.000	10-17	.588	11	17	28	3.1	13	0	3	12	2	4	60	6.7	
20 Carrabine, Kyle....	9-2	131 14.6	19-40	.475	14-33	.424	2-4	.500	4	13	17	1.9	5	0	3	5	0	2	54	6.0	
15 Stein, Peter.....	9-7	199 22.1	17-25	.680	0-2	.000	9-20	.450	14	22	36	4.0	22	0	13	13	3	3	43	4.8	
03 Trumbower, Adam....	9-2	139 15.4	7-18	.389	1-9	.111	17-19	.895	6	16	22	2.4	16	0	17	11	0	4	32	3.6	
00 Hess, Steven.....	7-0	45 6.4	3-5	.600	0-0	.000	5-9	.556	2	3	5	0.7	6	0	1	2	0	0	11	1.6	
45 Cofield, Corey....	5-1	41 8.2	3-14	.214	0-0	.000	1-2	.500	4	6	10	2.0	4	0	2	9	1	4	7	1.4	
22 Sumner, Danny.....	5-1	43 8.6	3-19	.158	0-7	.000	0-6	.000	3	1	4	0.8	0	0	2	2	1	2	6	1.2	
23 Darnell, Chris.....	9-2	92 10.2	3-15	.200	0-4	.000	3-7	.429	3	15	18	2.0	13	0	7	11	3	2	9	1.0	
12 Barnett, Marcus....	1-0	1 1.0	0-0	.000	0-0	.000	0-0	.000	0	0	0	0.0	0	0	0	0	0	0	0	0.0	
25 Stratton, Chris....	1-0	1 1.0	0-0	.000	0-0	.000	0-0	.000	0	0	0	0.0	0	0	0	0	0	0	0	0.0	
Team.....									16	20	36	4.0	0			0					

Total.....	9	1825	191-442	.432	58-183	.317	146-210	.695	99	196	295	32.8	134	1	120	139	17	52	586	65.1
Opponents.....	9	1825	207-459	.451	50-176	.284	97-141	.688	75	185	260	28.9	174	6	110	134	17	64	561	62.3

TEAM STATISTICS	W&M	OPP	DATE	OPPONENT	W/L	SCORE	ATTEND
SCORING.....	586	561	11/28/06	at Navy	L	63-79	1285
Points per game.....	65.1	62.3	12/01/06	JACKSONVILLE STATE	W	59-56	2684
Scoring margin.....	+2.8	-	12/02/06	CORNELL	W OT	73-68	2118
FIELD GOALS-ATT.....	191-442	207-459	*12/05/06	TOWSON	L	60-73	2073
Field goal pct.....	.432	.451	12/08/06	NORTH FLORIDA	W	61-44	2135
3 POINT FG-ATT.....	58-183	50-176	12/22/06	UMBC	W	70-58	1421
3-point FG pct.....	.317	.284	12/28/06	HAMPTON	W	72-67	2107
3-pt FG made per game..	6.4	5.6	12/31/06	RICHMOND	W	61-53	1922
FREE THROWS-ATT.....	146-210	97-141	*1/3/07	at George Mason	W	67-63	4409
Free throw pct.....	.695	.688	* = Conference game				
REBOUNDS.....	295	260					
Rebounds per game.....	32.8	28.9					
Rebounding margin.....	+3.9	-					
ASSISTS.....	120	110					
Assists per game.....	13.3	12.2					
TURNOVERS.....	139	134					
Turnovers per game.....	15.4	14.9					
Turnover margin.....	-0.6	-					
Assist/turnover ratio..	0.9	0.8					
STEALS.....	52	64					
Steals per game.....	5.8	7.1					
BLOCKS.....	17	17					
Blocks per game.....	1.9	1.9					
WINNING STREAK.....	5	-					
Home win streak.....	4	-					
ATTENDANCE.....	14460	5694					
Home games-Avg/Game....	7-2066	2-2847					
Neutral site-Avg/Game..	-	0-0					

SCORE BY PERIODS:	1st	2nd	OT	Total
William and Mary.....	256	319	11	586
Opponents.....	246	309	6	561

2006-07 William and Mary Basketball  
 William and Mary High/Low Analysis (as of Jan 03, 2007)  
 All games

William and Mary - TEAM GAME HIGHS

POINTS.....	77	vs Wagner (11/20/06)
	73	vs Cornell (12/02/06)
	72	vs Hampton (12/28/06)
	70	vs UMBC (12/22/06)
	67	at George Mason (1/3/07)
FIELD GOALS MADE.....	32	vs Wagner (11/20/06)
	24	at George Mason (1/3/07)
	24	vs Cornell (12/02/06)
FIELD GOAL ATTEMPTS.....	64	vs Wagner (11/20/06)
	56	at George Mason (1/3/07)
	56	vs Cornell (12/02/06)
	56	at Holy Cross (11/25/06)
FIELD GOAL PERCENTAGE.....	.512 (21-41)	vs Hampton (12/28/06)
	.500 (32-64)	vs Wagner (11/20/06)
	.500 (21-42)	vs UMBC (12/22/06)
3 PT FIELD GOALS MADE.....	9	vs Hampton (12/28/06)
	9	vs Cornell (12/02/06)
3 PT FG ATTEMPTS.....	29	vs Towson (12/05/06)
	24	vs Cornell (12/02/06)
3 PT FG PERCENTAGE.....	.467 ( 7-15)	vs UMBC (12/22/06)
	.450 ( 9-20)	vs Hampton (12/28/06)
FREE THROWS MADE.....	21	vs Hampton (12/28/06)
	21	vs UMBC (12/22/06)
FREE THROW ATTEMPTS.....	33	vs Jacksonville State (12/01/06)
	29	vs Hampton (12/28/06)
FREE THROW PERCENTAGE.....	.955 (21-22)	vs UMBC (12/22/06)
	.857 (12-14)	at George Mason (1/3/07)
REBOUNDS.....	47	vs Jacksonville State (12/01/06)
	42	vs Wagner (11/20/06)
ASSISTS.....	16	at George Mason (1/3/07)
	16	vs Towson (12/05/06)
	16	vs Cornell (12/02/06)
	16	vs Wagner (11/20/06)
	16	at Kansas State (11/11/06)
STEALS.....	12	vs North Florida (12/08/06)
	9	vs Jacksonville State (12/01/06)
BLOCKED SHOTS.....	4	vs North Florida (12/08/06)
	4	vs Wagner (11/20/06)
TURNOVERS.....	28	vs Jacksonville State (12/01/06)
	24	vs Hampton (12/28/06)
FOULS.....	25	vs Wagner (11/20/06)
	24	at Kansas State (11/11/06)

2006-07 William and Mary Basketball  
 William and Mary High/Low Analysis (as of Jan 03, 2007)  
 All games

Opponent - GAME HIGHS

POINTS.....	79	at Navy (11/28/06)
	73	vs Towson (12/05/06)
	70	at Kansas State (11/11/06)
	68	vs Cornell (12/02/06)
	67	vs Hampton (12/28/06)
FIELD GOALS MADE.....	27	at Navy (11/28/06)
	26	vs Towson (12/05/06)
	26	vs Cornell (12/02/06)
FIELD GOAL ATTEMPTS.....	80	at Kansas State (11/11/06)
	62	vs Jacksonville State (12/01/06)
FIELD GOAL PERCENTAGE.....	.614 (27-44)	at Navy (11/28/06)
	.531 (26-49)	vs Towson (12/05/06)
3 PT FIELD GOALS MADE.....	9	at Navy (11/28/06)
	8	vs Wagner (11/20/06)
3 PT FG ATTEMPTS.....	31	vs Wagner (11/20/06)
	30	vs Richmond (12/31/06)
3 PT FG PERCENTAGE.....	.643 ( 9-14)	at Navy (11/28/06)
	.368 ( 7-19)	vs Cornell (12/02/06)
FREE THROWS MADE.....	19	vs Hampton (12/28/06)
	17	at Holy Cross (11/25/06)
FREE THROW ATTEMPTS.....	31	vs Hampton (12/28/06)
	27	at Kansas State (11/11/06)
FREE THROW PERCENTAGE.....	.867 (13-15)	vs UMBC (12/22/06)
	.818 ( 9-11)	vs Cornell (12/02/06)
REBOUNDS.....	59	at Kansas State (11/11/06)
	43	at Holy Cross (11/25/06)
ASSISTS.....	20	at Navy (11/28/06)
	18	at George Mason (1/3/07)
STEALS.....	14	vs Jacksonville State (12/01/06)
	12	at Holy Cross (11/25/06)
BLOCKED SHOTS.....	8	at Kansas State (11/11/06)
	5	at Holy Cross (11/25/06)
TURNOVERS.....	21	vs Hampton (12/28/06)
	19	vs Jacksonville State (12/01/06)
	19	vs Wagner (11/20/06)
FOULS.....	25	vs Jacksonville State (12/01/06)
	24	vs Hampton (12/28/06)
	24	vs Cornell (12/02/06)

2006-07 William and Mary Basketball  
 William and Mary High/Low Analysis (as of Jan 03, 2007)  
 All games

William and Mary - GAME LOWS

POINTS.....	57	at Holy Cross (11/25/06)
	59	vs Jacksonville State (12/01/06)
	60	at Kansas State (11/11/06)
	60	vs Towson (12/05/06)
	61	vs North Florida (12/08/06)
	61	vs Richmond (12/31/06)
FIELD GOALS MADE.....	19	vs Towson (12/05/06)
	20	vs Jacksonville State (12/01/06)
	20	vs North Florida (12/08/06)
	20	vs Richmond (12/31/06)
FIELD GOAL ATTEMPTS.....	41	vs Hampton (12/28/06)
	42	vs UMBC (12/22/06)
	42	vs Richmond (12/31/06)
FIELD GOAL PERCENTAGE.....	.352 (19-54)	vs Towson (12/05/06)
	.393 (22-56)	at Holy Cross (11/25/06)
3 PT FIELD GOALS MADE.....	2	vs Jacksonville State (12/01/06)
	4	at Navy (11/28/06)
3 PT FG ATTEMPTS.....	11	vs Jacksonville State (12/01/06)
	15	vs UMBC (12/22/06)
3 PT FG PERCENTAGE.....	.182 ( 2-11)	vs Jacksonville State (12/01/06)
	.190 ( 4-21)	at Navy (11/28/06)
FREE THROWS MADE.....	6	vs Wagner (11/20/06)
	8	at Holy Cross (11/25/06)
FREE THROW ATTEMPTS.....	12	vs Wagner (11/20/06)
	14	at Holy Cross (11/25/06)
	14	at George Mason (1/3/07)
FREE THROW PERCENTAGE.....	.500 ( 6-12)	vs Wagner (11/20/06)
	.515 (17-33)	vs Jacksonville State (12/01/06)
REBOUNDS.....	23	vs UMBC (12/22/06)
	25	vs Hampton (12/28/06)
ASSISTS.....	11	at Holy Cross (11/25/06)
	11	at Navy (11/28/06)
	11	vs Jacksonville State (12/01/06)
	11	vs UMBC (12/22/06)
STEALS.....	3	vs UMBC (12/22/06)
	3	vs Hampton (12/28/06)
BLOCKED SHOTS.....	0	vs Towson (12/05/06)
	0	at George Mason (1/3/07)
TURNOVERS.....	8	vs Towson (12/05/06)
	9	vs UMBC (12/22/06)
FOULS.....	11	vs Jacksonville State (12/01/06)
	12	vs North Florida (12/08/06)



2006-07 William and Mary Basketball  
 William and Mary High/Low Analysis (as of Jan 03, 2007)  
 All games

Opponent - GAME LOWS

POINTS.....	44	vs North Florida (12/08/06)
	53	vs Wagner (11/20/06)
	53	vs Richmond (12/31/06)
	56	vs Jacksonville State (12/01/06)
	58	vs UMBC (12/22/06)
FIELD GOALS MADE.....	17	vs Wagner (11/20/06)
	18	vs North Florida (12/08/06)
FIELD GOAL ATTEMPTS.....	44	at Navy (11/28/06)
	45	vs UMBC (12/22/06)
FIELD GOAL PERCENTAGE.....	.300 (24-80)	at Kansas State (11/11/06)
	.327 (17-52)	vs Wagner (11/20/06)
3 PT FIELD GOALS MADE.....	3	vs Jacksonville State (12/01/06)
	3	vs UMBC (12/22/06)
3 PT FG ATTEMPTS.....	14	at Navy (11/28/06)
	14	vs UMBC (12/22/06)
3 PT FG PERCENTAGE.....	.158 ( 3-19)	vs Jacksonville State (12/01/06)
	.200 ( 5-25)	at Holy Cross (11/25/06)
	.200 ( 6-30)	vs Richmond (12/31/06)
FREE THROWS MADE.....	3	vs Jacksonville State (12/01/06)
	3	vs North Florida (12/08/06)
FREE THROW ATTEMPTS.....	8	vs Jacksonville State (12/01/06)
	8	vs North Florida (12/08/06)
FREE THROW PERCENTAGE.....	.375 ( 3-8 )	vs Jacksonville State (12/01/06)
	.375 ( 3-8 )	vs North Florida (12/08/06)
REBOUNDS.....	24	vs UMBC (12/22/06)
	24	at George Mason (1/3/07)
ASSISTS.....	4	vs Hampton (12/28/06)
	6	vs UMBC (12/22/06)
STEALS.....	0	vs North Florida (12/08/06)
	3	vs Wagner (11/20/06)
BLOCKED SHOTS.....	0	vs UMBC (12/22/06)
	0	vs Hampton (12/28/06)
TURNOVERS.....	9	at Kansas State (11/11/06)
	9	vs Richmond (12/31/06)
FOULS.....	14	vs Towson (12/05/06)
	15	vs UMBC (12/22/06)
	15	at George Mason (1/3/07)

2006-07 William and Mary Basketball  
 William and Mary High/Low Analysis (as of Jan 03, 2007)  
 All games

William and Mary - INDIVIDUAL GAME HIGHS

POINTS.....	21	Kisielius, Laimis vs Cornell (12/02/06)	
	20	Kisielius, Laimis vs Jacksonville State (12/01/06)	
	19	Kisielius, Laimis vs UMBC (12/22/06)	
	18	Kisielius, Laimis vs Hampton (12/28/06)	
	18	Schneider, David vs Towson (12/05/06)	
	18	Payton, Adam vs Jacksonville State (12/01/06)	
	18	Kisielius, Laimis vs Wagner (11/20/06)	
	18	Schneider, David at Kansas State (11/11/06)	
	FIELD GOALS MADE.....	8	Kisielius, Laimis vs Wagner (11/20/06)
		7	Payton, Adam vs Towson (12/05/06)
		7	Kisielius, Laimis vs Cornell (12/02/06)
	FIELD GOAL ATT.....	16	Payton, Adam vs Towson (12/05/06)
		16	Payton, Adam at Navy (11/28/06)
		FG PCT (min 5 made).....	.833 ( 5-6 )
	.714 ( 5-7 )		Kisielius, Laimis vs UMBC (12/22/06)
	.714 ( 5-7 )		Kisielius, Laimis at Kansas State (11/11/06)
	3 PT FG MADE.....	4	Mann, Nathan at George Mason (1/3/07)
		4	Schneider, David vs Towson (12/05/06)
4		Mann, Nathan vs Cornell (12/02/06)	
3 PT FG ATTEMPTS.....	10	Mann, Nathan vs Cornell (12/02/06)	
	9	Mann, Nathan at George Mason (1/3/07)	
	9	Schneider, David at Kansas State (11/11/06)	
3-PT FG PCT (min 2 made).....	1.000 ( 3-3 )	Kisielius, Laimis at Kansas State (11/11/06)	
	1.000 ( 2-2 )	Kisielius, Laimis vs Hampton (12/28/06)	
	1.000 ( 2-2 )	Payton, Adam vs Hampton (12/28/06)	
FREE THROWS MADE.....	9	Kisielius, Laimis vs Jacksonville State (12/01/06)	
	8	Kisielius, Laimis vs Hampton (12/28/06)	
	8	Payton, Adam vs Cornell (12/02/06)	
	8	Trumbower, Adam at Navy (11/28/06)	
FREE THROW ATT.....	12	Kisielius, Laimis vs Hampton (12/28/06)	
	12	Kisielius, Laimis vs Jacksonville State (12/01/06)	
	FT PCT (min 3 made).....	1.000 ( 4-4 )	Payton, Adam vs UMBC (12/22/06)
1.000 ( 4-4 )		Mann, Nathan vs North Florida (12/08/06)	
1.000 ( 4-4 )		Schneider, David vs North Florida (12/08/06)	
1.000 ( 4-4 )		Mann, Nathan vs Towson (12/05/06)	
1.000 ( 4-4 )		Kisielius, Laimis vs Cornell (12/02/06)	
1.000 ( 3-3 )		Smith, Alex at George Mason (1/3/07)	
1.000 ( 3-3 )		Stein, Peter vs Hampton (12/28/06)	
1.000 ( 3-3 )		Mann, Nathan vs UMBC (12/22/06)	
REBOUNDS.....	9	Payton, Adam at George Mason (1/3/07)	
	9	Mann, Nathan vs North Florida (12/08/06)	
	9	Schneider, David at Kansas State (11/11/06)	
ASSISTS.....	7	Schneider, David at Kansas State (11/11/06)	
	6	Schneider, David vs Wagner (11/20/06)	
STEALS.....	4	Schneider, David at Kansas State (11/11/06)	
	3	Payton, Adam vs North Florida (12/08/06)	
	3	Trumbower, Adam vs North Florida (12/08/06)	
	3	Payton, Adam vs Cornell (12/02/06)	
	3	Cofield, Corey vs Jacksonville State (12/01/06)	
	3	Schneider, David at Holy Cross (11/25/06)	
BLOCKED SHOTS.....	3	Kisielius, Laimis vs Wagner (11/20/06)	
	2	Kisielius, Laimis vs Richmond (12/31/06)	
	2	Smith, Alex vs Hampton (12/28/06)	

	2	Kisielius, Laimis vs UMBC (12/22/06)
	2	Kisielius, Laimis vs North Florida (12/08/06)
	2	Stein, Peter vs North Florida (12/08/06)
	2	Darnell, Chris vs Cornell (12/02/06)
TURNOVERS.....	6	Kisielius, Laimis vs Jacksonville State (12/01/06)
	5	Cofield, Corey vs Jacksonville State (12/01/06)
	5	Kisielius, Laimis at Holy Cross (11/25/06)
	5	Schneider, David at Kansas State (11/11/06)
FOULS.....	5	Payton, Adam vs Towson (12/05/06)
	5	Smith, Alex at Holy Cross (11/25/06)
	5	Mann, Nathan at Kansas State (11/11/06)