

2006-07

Tribe

MEN'S BASKETBALL

MEN'S BASKETBALL CONTACT/ASSOCIATE DIRECTOR: KRIS SEARS - PHONE: 757-221-3368 - EMAIL: KASEAR@WM.EDU - FAX: 757-221-3412

OLD DOMINION MONARCHS (22-7, 14-3 CAA)

AT

WILLIAM AND MARY TRIBE (15-13, 8-9 CAA)

Feb. 24, 2007 • 2:00 PM
Kaplan Arena (8,600)
Williamsburg, Va.

TRIBE HOSTS RIVAL ODU ON SENIOR DAY

The William and Mary men's basketball team hosts rival Old Dominion on Senior Day at Kaplan Arena on Feb. 24. W&M will recognize the contributions of senior co-captains Adam Payton and Adam Trumbower prior to the contest. The pair has led the Tribe to one of the best seasons in the 102-year history of W&M basketball. Tip-off for the contest is slated for 2 p.m.

The Tribe fell at Drexel, 64-57, on Feb. 21. W&M shot 51.9 percent in the second half, but could not overcome the Dragons in Philadelphia. Senior guard Adam Payton led the way with 20 points and a career-high tying four steals. Sophomore forward Alex Smith added nine points and six rebounds, while freshman Danny Sumner came off the bench with five points and a career-high three assists. Old Dominion improved to 22-7 with its 10th straight victory on Feb. 21. The Monarchs disposed of Towson, 79-65.

The game can be heard live over the Tribe Radio Network with Jay Colley, Bill McDonald and Charlie Woollum on the call. The contest also can be followed live over the Internet at TribeAthletics.com.

STORY LINES

- With two more 3-point field goal attempts and four more 3-point field goals made, the Tribe will eclipse the school record in both categories.

- W&M will attempt to become only one of only three teams in school history with 16 or more Division I victories in a season.

- The Tribe could become one of only two teams in school history to register nine or more CAA victories in a season.

PROBABLE STARTING LINEUPS

WILLIAM AND MARY TRIBE

Pos.	No.	Name	Ht.	Wt.	Cl./El.	PPG	APG	RPG	Other
G	2	David Schneider	6-3	175	Fr./Fr.	8.3	2.7	3.5	
G	11	Nathan Mann	6-2	190	Jr./Jr.	9.0	2.1	3.5	
G	24	Adam Payton	6-3	195	5th/Sr.	13.9	1.7	4.0	.857 FT%
F	13	Laimis Kisielius	6-8	210	Jr./Jr.	11.3	2.4	3.8	.415 3FG%
F	15	Peter Stein	6-9	225	So./So.	5.8	1.2	3.2	.580 FG%

OLD DOMINION MONARCHS

Pos.	No.	Name	Ht.	Wt.	Cl./El.	PPG	APG	RPG	Other
F	31	Arnaud Dahi	6-7	235	Sr./Sr.	9.9	1.0	6.4	
F	42	Valdas Vasylius	6-7	210	Sr./Sr.	16.0	0.9	6.2	.512 FG%
G	4	Brandon Johnson	6-1	180	Jr./Jr.	8.5	3.8	4.7	2.1 SPG
G	10	Drew Williams	6-0	185	Sr./Sr.	11.2	4.7	3.7	2.2 SPG
G	20	Brian Henderson	6-4	200	Sr./Jr.	9.3	1.7	2.9	.375 3FG%

2006-07 W&M MEN'S BASKETBALL SCHEDULE

Overall: 15-13 Home: 11-4 Away: 4-9 Conference: 8-9

NOVEMBER

1	BARTON COLLEGE (exh.)	W, 85-73
11	at Kansas State	L, 60-70
20	WAGNER	W, 77-53
25	at Holy Cross	L, 57-66
28	at Navy	L, 63-79

DECEMBER

2006 W&M TIP-OFF CLASSIC (WILLIAMSBURG, VA.)

1	Cornell vs. VMI	Cornell, 99-94
1	JACKSONVILLE STATE	W, 59-56
2	Jacksonville State vs. VMI	Jacksonville State, 87-85
2	CORNELL	W, 73-68 (OT)
5	TOWSON * (TV - CSN-MA; CSN-P)	L, 60-73
8	NORTH FLORIDA	W, 61-44
22	UMBC	W, 70-58
28	HAMPTON	W, 72-67
31	RICHMOND	W, 61-53

JANUARY

3	at George Mason *	W, 67-63
6	NORTHEASTERN (TV - CN8) *	W, 60-57
8	at Georgia State *	W, 57-43
10	VIRGINIA COMMONWEALTH *	L, 77-88
13	at Delaware *	L, 62-77
16	GEORGE MASON (TV - ESPN Regional) * L, 63-76	
20	at Hofstra *	L, 69-77
24	at Old Dominion *	L, 44-59
27	GEORGIA STATE *	W, 81-65
29	at Virginia Commonwealth *	L, 68-90
31	JAMES MADISON *	W, 65-62

FEBRUARY

3	UNC WILMINGTON * (TV - WSKY)	L, 61-67
7	at James Madison *	W, 71-56
10	at UNC Wilmington *	W, 61-55
14	DREXEL *	W, 60-47
17	at Fairfield ^	L, 45-61
21	at Drexel *	L, 57-64
24	OLD DOMINION *	2 PM

MARCH

2	CAA Tournament First Round (Richmond, Va.)
3	CAA Tournament Quarterfinals (Richmond, Va.)
4	CAA Tournament Semifinals (Richmond, Va.)
5	CAA Tournament Final (Richmond, Va.)

* Colonial Athletic Association game

^ - O'Reilly ESPNU BracketBusters

CSN-MA - Comcast SportsNet Mid-Atlantic

CSN-P - Comcast SportsNet Philadelphia



MEDIA INFORMATION

WILLIAM AND MARY SPORTS INFORMATION
 Kris Sears, Assoc. Director (MBK Contact)
 Office: (757) 221-3368
 Cell: (765) 860-1205
 E-mail: kasear@wm.edu
 Fax: (757) 221-3412
 Website: www.TribeAthletics.com

CAA TELEPHONIC PRESS CONFERENCES

Members of the media are invited to participate in the CAA's weekly telephonic press conference series. The first call will occur on Jan. 2, continuing each Tuesday morning through Feb. 27. CAA coaches will be available to answer questions beginning at 10 AM. The weekly lineup is listed below. The phone number to take part in the call is **888-889-5244**. Members of the media should contact **Rob Washburn (804-754-1616)** at the CAA office for the password to access the call.

10:00 Tom Pecora (Hofstra)
 10:10 Bill Coen (Northeastern)
 10:20 Anthony Grant (VCU)
 10:30 Blaine Taylor (Old Dominion)
 10:40 **Tony Shaver (William and Mary)**
 10:50 Benny Moss (UNC Wilmington)
 11:00 Dean Keener (James Madison)
 11:10 Jim Larranaga (George Mason)
 11:20 Pat Kennedy (Towson)
 11:30 Monte Ross (Delaware)
 11:40 Bruiser Flint (Drexel)
 11:50 Michael Perry (Georgia State)

WILLIAM AND MARY RADIO NETWORK

Teaming up once again to call all the action of Tribe basketball over the airwaves will be **Jay Colley, Charlie Woollum and Bill McDonald**.

The flagship stations for the radio network are WYTD, 92.3 FM, and WBACH, 107.9 FM. W&M games can be heard on all of the following stations:

WYTD (92.3 FM) Williamsburg
 WBACH (107.9 FM) Williamsburg
 WCLM (1450 AM) Richmond
 WBRG (1050 AM) Lynchburg

Tribe basketball games can also be heard live via the Internet. Go to the W&M website: **www.TribeAthletics.com** and click on the "Live Audio" link for more information.

ON THE INTERNET

For complete coverage of all 23 of William and Mary's teams on the Internet, go to **www.TribeAthletics.com**. The official site of Tribe athletics features the most recent press releases, statistics and schedule information, as well as the latest basketball game notes and season updates.

VIA CELL PHONE

Fans can have final scores for all W&M sports sent as a text message to a cell phone. "eSCORES" is a free service available from Stretch Internet, the Tribe's Internet broadcast partner. To sign up for this service, go to the W&M web site: **www.TribeAthletics.com** and click on the "eSCORES" link at the top of the page.

TRIBE PLAYERS CAREER VS. OLD DOMINION

Player		Date	Starts	Min	FG-A	Pct	3FG-A	Pct	FT-A	Pct	O-D	Tot	PF	A	TO	B	S	Pts
Kyle Carrabine		3/5/05	8	1-3	.333	0-1	.000	0-0	.000	0-0	0	1	1	0	0	0	0	2
		2/9/06	3	1-1	1.000	1-1	1.000	2-3	.667	0-0	0	0	0	0	0	0	0	5
		1/24/07	19	1-7	.143	1-5	.200	1-2	.500	0-0	0	1	0	0	0	0	1	4
Totals		3/0	30-10.0	3-11	.273	2-7	.286	3-5	.600	0-0	0-0.0	2	1	0	0	0	1	11-3.7
Chris Darnell		2/9/06	14	1-3	.333	1-1	1.000	0-0	.000	1-2	3	1	0	1	0	0	0	3
		1/24/07	26	0-3	.000	0-1	.000	1-4	.250	0-4	4	0	1	0	1	0	1	1
Totals		2/0	40-20.0	1-6	.167	1-2	.500	1-4	.250	1-6	7-3.5	1	1	1	1	0	0	4-2.0
Steven Hess		1/24/07	15	1-2	.500	0-0	.000	0-0	.000	0-3	3	5	0	3	1	2	2	2
Totals		1/0	15-15.0	1-2	.500	0-0	.000	0-0	.000	0-3	3-3.0	5	0	3	1	2	2	2-2.0
Laimis Kisielius		12/4/04	17	1-5	.200	0-0	.000	3-3	1.000	2-5	7	4	1	2	0	0	0	5
		2/19/05	*	34	5-11	.455	2-6	.333	4-6	.667	0-2	2	3	2	1	0	0	16
		1/21/06	*	21	5-10	.500	1-3	.333	5-6	.833	0-3	3	5	1	2	0	0	16
		2/9/06	*	17	1-2	.500	0-1	.000	2-2	1.000	0-1	1	1	0	2	0	0	4
		1/24/07	*	17	1-4	.250	1-3	.333	1-2	.500	0-1	1	3	3	4	0	0	4
Totals		5/4	106-21.2	13-32	.406	4-13	.308	15-19	.789	2-12	14-2.8	16	7	11	0	0	0	45-9.0
Nathan Mann		12/4/04	*	20	2-7	.286	0-3	.000	0-0	.000	0-3	3	0	1	3	0	0	4
		2/19/05	*	16	1-10	.100	0-5	.000	0-0	.000	0-0	0	1	3	3	0	1	2
		3/5/05	*	24	4-9	.444	1-3	.333	0-0	.000	0-1	1	1	3	4	0	1	9
		1/21/06	*	20	4-10	.400	4-9	.444	2-2	1.000	0-2	2	4	1	0	0	0	14
		2/9/06	*	19	3-13	.231	2-8	.250	0-0	.000	2-0	2	2	2	2	0	1	8
		1/24/07	*	23	0-5	.000	0-2	.000	0-0	.000	0-3	3	0	3	1	0	0	0
Totals		6/4	122-20.3	14-54	.259	7-30	.233	2-2	1.000	2-9	11-1.8	8	13	13	0	3	3	37-6.2
Adam Payton		1/21/06	*	25	2-5	.400	0-1	.000	1-2	.500	0-0	0	1	2	0	0	0	5
		2/9/06	*	25	2-4	.500	1-2	.500	2-2	1.000	0-2	2	0	1	1	0	1	7
		1/24/07	*	34	5-9	.556	0-2	.000	5-5	1.000	2-4	6	3	0	2	0	2	15
Totals		3/3	84-28.0	9-18	.500	1-5	.200	8-9	.889	2-6	8-2.7	4	3	3	0	3	0	27-9.0
David Schneider		1/24/07	*	27	3-7	.429	3-7	.429	0-0	.000	0-2	2	3	1	1	0	0	9
Totals		1/1	27-27.0	3-7	.429	3-7	.429	0-0	.000	0-2	2-2.0	3	1	1	0	0	0	9-9.0
Alex Smith		1/21/06	*	8	1-2	.500	0-0	.000	0-0	.000	0-2	2	5	0	2	0	0	2
		2/9/06	*	17	0-1	.000	0-0	.000	2-2	1.000	1-5	6	2	0	3	1	0	2
		1/24/07	*	11	0-1	.000	0-0	.000	1-2	.500	0-3	3	0	0	1	0	0	1
Totals		3/0	36-12.0	1-4	.250	0-0	.000	3-4	.750	1-10	11-3.7	7	0	6	1	0	0	5-1.7
Peter Stein		1/21/06	*	18	3-4	.750	0-0	.000	2-4	.500	2-1	3	2	1	1	0	0	8
		2/9/06	*	16	1-2	.500	0-0	.000	0-0	.000	0-1	1	1	0	1	2	0	2
		1/24/07	*	14	1-3	.333	0-0	.000	0-0	.000	1-0	1	4	1	1	1	0	2
Totals		3/1	48-16.0	5-9	.556	0-0	.000	2-4	.500	3-2	5-1.7	7	2	3	3	0	0	12-4.0
Chris Stratton		3/5/05	2	1-1	1.000	0-0	.000	0-0	.000	1-0	1	0	0	0	0	0	0	2
		2/9/06	3	0-0	.000	0-0	.000	0-0	.000	0-1	1	0	1	0	0	0	0	0
Totals		2/0	5-2.5	1-1	1.000	0-0	.000	0-0	.000	1-1	2-1.0	0	1	0	0	0	0	2-1.0
Adam Trumbower		1/26/04	10	1-2	.500	1-2	.500	0-0	.000	1-1	2	1	1	1	0	0	0	3
		2/25/04	7	0-1	.000	0-1	.000	0-0	.000	0-0	0	0	0	0	1	0	0	0
		3/5/05	3	0-1	.000	0-0	.000	0-0	.000	0-1	1	0	0	1	0	1	0	0
		1/21/06	4	0-0	.000	0-0	.000	0-0	.000	0-0	0	2	0	0	0	0	0	0
		2/9/06	6	0-0	.000	0-0	.000	0-0	.000	0-0	0	0	1	1	0	0	0	0
		1/24/07	14	2-3	.667	2-3	.667	0-0	.000	1-0	1	0	0	1	0	0	0	6
Totals		6/0	44-7.3	3-7	.429	3-6	.500	0-0	.000	2-2	4-0.7	3	2	5	0	1	0	9-1.5

SCOUTING OLD DOMINION

Old Dominion is currently riding a 10-game winning streak, which started with a 58-44 victory over the Tribe on Jan. 24. The 10 consecutive victories is the fifth longest streak in Division I and the longest for ODU since the 1979-80 season. The Monarchs defeated Towson, 79-65, on Feb. 21 to push its overall season mark to 22-7 and its conference ledger to 14-3. ODU is currently second in the CAA, trailing only VCU by a single game. The 2006-07 season marks the third straight campaign that ODU has posted 20-plus victories.

ODU is led in scoring and rebounding by senior forward Valdas Vasylius. He averages 16 points and 6.2 rebounds per game, while shooting 51.2 percent from the floor. Vasylius also averages seven trips to the free throw line per game and connects on 73.7

percent of those attempts. Senior guard Drew Williamson ranks second on the Monarchs in scoring at 11.2 points per game, while leading the team in assists (4.7) and steals (2.2). Williamson ranks 34th nationally in steals per game. Arnaud Dahi and Brian Henderson average 9.9 and 9.3 points per game, respectively, in starting roles for ODU. Brandon Johnson give the Monarchs one of the quickest backcourts in the CAA. Johnson averages 8.5 points, 3.8 assists and 2.1 steals per game.

The last time ODU and W&M met the Monarchs overcame a 13-point halftime deficit to tally a 59-44 victory in Norfolk. Senior guard Adam Payton led W&M with 15 points, while freshman guard David Schneider had nine. The College held ODU to 19.4 percent shooting in the opening half, but the Monarch exploded for 57.7 percent from the floor in the second stanza to register the victory. ODU owns a 53-16 advantage in the all-time series with W&M. The Tribe will look to snap a seven-game losing streak in the series dating back to the 2003-04 campaign.

RECAPING DREXEL

The Tribe turned an impressive second half, but it was not enough as the College fell at Drexel, 64-57, on Feb. 21. W&M shot 51.7 percent in the second 20 minutes, but could not overcome the first-half shooting of Drexel. The Tribe fell to 15-13 overall and 8-9 in the CAA, while Drexel bumped its season mark to 21-7 on the year and 11-5 in league play.

Senior guard Adam Payton led all scorers with 20 points on 9-of-15 shooting from the floor. He also had a career-high tying four steals. Sophomore forward Alex Smith finished with nine points off the bench to go along with a team-high six rebounds. Junior guard Nathan Mann had eight points and team-highs in rebounds (6) and assists (3). Freshman Danny Sumner added a career-high three assists as well with five points off the bench.

After the Tribe opened the scoring on a jumper from Payton, Drexel took the lead with a pair of deep 3-pointers from Scott Rodgers and Bashir Mason. The teams traded 3-pointers midway through the opening 20 minutes. The trifecta on the Tribe end from Mann cut the Drexel deficit to 16-11 with 8:27 remaining.

The Dragons took advantage over the remainder of the first half, scoring 24 of the final 30 points of the opening stanza. A dunk from Chaz Crawford, steal and lay up from Rogers and a pair of free throws from Mejia started the run, pushing the Drexel lead over double digits.

After junior Laimis Kisielius drilled a jumper in the lane, Drexel scored nine straight points to build its lead. Smith ended the half on a high note for the Tribe pulling down an offensive board and hammering a dunk before the final horn.

The Tribe did not give up as Payton led a furious second-half comeback. Midway through the second half, W&M went on a 15-4 run to draw to within 14 points with 6:08 remaining. Sumner and junior Kyle Carrabine nailed back-to-back treys during the run. After Payton knocked down a jumper, Kisielius connected on a 3-pointer from the right wing to make it 57-43.

Tramayne Hawthorne answered with a three for the Dragons, before an Elegar dunk pushed the Drexel led back to 62-43 with 5:01 remaining. The College continued to battle, scoring 14 of the final 16 points of the contest.

Sumner started things off for the Tribe with an offensive putback, before feeding sophomore Peter Stein for a jumper. A Mann dish ahead to Stein on the break resulted in a lay up to make it 62-49 with 2:51 remaining. Payton tallied a conventional 3-point play following a steal on the defensive end. Another Payton steal and fast-break bucket cut the Drexel lead to 64-54. Carrabine provided the final margin with a trey from the right wing.

In the second half, W&M shot 51.7 percent (15-of-29) from the field, including five 3-point field goals. For the game, the College shot 42.9 percent (23-of-54) from the floor. The Tribe finished with 15 assists and seven steals.

CAA TOURNAMENT POSSIBILITIES

With the Old Dominion game being the final regular season game, the Tribe has the possibility of finishing as high as No. 5 in the CAA and as low as No. 8. Here is a look at the possible scenarios to where the Tribe can finish:

A Tribe victory coupled with ...

- a Northeastern victory over George Mason (at Northeastern) and a Drexel win at Towson, would give W&M the No. 5 seed (Best Case Scenario).

- a Towson win over Drexel (at Towson), would give W&M the No. 7 seed.

TALE OF THE TAPE

SERIES HISTORY.....ODU lead, 56-13
LAST MEETINGODU won, 59-44 (1/24/07)

OVERALL STATS	W&M	ODU
Points Per Game	63.6	71.1
Opp. Points Per Game	64.1	62.0
Scoring Differential	-0.5	+9.1

Field Goal Percentage	.436	.441
Opp. Field Goal Percentage	.432	.406
3-Point Percentage	.319	.353
Opp. 3-Point Percentage	.307	.328

Free Throw Percentage	.694	.715
Opp. Free Throw Percentage	.684	.663

Rebounds Per Game	32.0	37.1
Off. Rebounds Per Game	9.8	12.2
Def. Rebounds Per Game	22.2	24.9
Opp. Rebounds Per Game	32.1	32.5
Opp. Off. Reb. Per Game	10.6	10.6
Opp. Def. Reb. Per Game	21.5	21.9
Rebound Differential	-0.1	+4.7

Assists Per Game	12.8	15.4
Opp. Assists Per Game	12.8	11.8

Turnovers per game	14.3	12.6
Opp. Turnovers per game	12.8	14.7

Blocks Per Game	1.9	3.6
Opp. Blocks Per Game	2.6	3.0

Steals Per Game	5.4	7.7
Opp. Steals Per Game	7.1	5.3

CONFERENCE STATS	W&M	ODU
Points Per Game	63.7	74.1
Opp. Points Per Game	65.8	62.2
Scoring Differential	-2.1	+11.9

Field Goal Percentage	.434	.447
Opp. Field Goal Percentage	.452	.389
3-Point Percentage	.319	.345
Opp. 3-Point Percentage	.336	.333

Free Throw Percentage	.730	.745
Opp. Free Throw Percentage	.710	.667

Rebounds Per Game	30.5	37.9
Off. Rebounds Per Game	9.2	12.1
Def. Rebounds Per Game	21.3	25.8
Opp. Reb. Per Game	31.2	33.9
Opp. Off. Reb. Per Game	9.5	11.5
Opp. Def. Reb. Per Game	21.7	22.4
Rebound Differential	-0.7	+4.0

Assists Per Game	13.0	15.7
Opp. Assists Per Game	13.4	11.1

Turnovers per game	12.8	11.8
Opp. Turnovers per game	11.9	14.8

Block Shots Per Game	1.6	4.4
Opp. Block Shots Per Game	2.4	2.4

Steals Per Game	5.1	8.0
Opp. Steals Per Game	6.8	5.1

TRIBE TRENDS

By MONTH...	06-07	SHAVER ERA
In November	1-3	9-9
In December	6-1	11-11
In January	5-6	10-31
In February	3-3	8-21
In March	0-0	1-3
RECORD IN...		
Decided by 5 pts or less	6-0	9-13
Decided by 5-10 pts	2-5	14-32
Decided by 11 or more pts	7-8	21-43
At night (After 6 p.m.)	13-9	32-51
During the day	2-4	5-21
Decided in OT	1-0	2-4
Televised	1-3	1-11
SCORING...		
Less than 60 points	2-4	3-32
60-69 points	7-8	10-28
70-79 points	5-1	8-12
80-89 points	1-0	12-2
90-99 points	0-0	5-1
100 or more points	0-0	0-0
ALLOWING...		
Less than 60 points	10-1	15-6
60-69 points	5-4	14-17
70-79 points	0-6	8-27
80-89 points	0-1	1-16
90-99 points	0-1	0-7
100 or more points	0-0	0-2
RECORD WHEN...		
Leading at the half	11-1	28-10
Trailing at the half	4-12	8-61
Tied at the half	0-0	1-3
Lead with 5 min. left	13-0	35-7
Trailing with 5 min. left	1-13	2-67
Tied with 5 min. left	1-0	1-1
Three in double digits	6-3	14-24
Four in double digits	3-1	11-7
Five in double digits	0-0	3-0
SHOOTING FROM THE FIELD...		
50 percent or better	5-0	15-0
between 40 and 50%	8-7	19-38
Less than 40%	2-6	4-37
Opp. shooting 50%	1-7	1-35
Opp. shoots 40-50%	6-3	20-30
Opp. shoots less than 40%	8-3	17-10
Better than opponent	13-2	34-8
Worse than opponent	2-11	3-63
Hits 8 or more 3-pt. FGs	7-4	14-12
More 3-pt. FG than opp.	9-6	17-18
Shoots 50% from 3-pt. FGs	0-0	6-4
SHOOTING FROM THE FREE THROW LINE...		
Makes More Than Opp.	11-2	32-27
Makes Less than Opp.	4-11	5-43
Shoots 70% or better	6-8	21-35
Opp. Shoots 70% or better	6-7	11-39
REBOUNDING...		
Outrebounding opp.	10-5	27-29
Outrebounded by opp.	4-8	8-40
Wins Offensive glass	6-5	16-43
Loses Offensive glass	8-7	20-30
Wins Defensive glass	14-2	35-24
Loses Defensive glass	1-10	3-43
TURNOVERS...		
Fewer Turnovers than opp.	7-4	17-19
More Turnovers than opp.	6-8	18-51
10 or fewer turnovers	2-2	3-5
more than 10 turnovers	13-11	35-70

- a George Mason victory at Northeastern and a Drexel win at Towson, would give W&M the No. 6 seed.

A Tribe loss coupled with ...

- a Northeastern victory over George Mason (at Northeastern) would give W&M the No. 8 seed (Worst Case Scenario).

- a George Mason victory at Northeastern would give W&M the No. 7 seed.

REACHING NEW HEIGHTS

The 2006-07 version of William and Mary basketball has joined some elite company in the school's annals. With its 60-47 win over Drexel on Feb. 14, the Tribe became only the fifth team in the 102-year history of W&M men's basketball to win 15 games against Division I opponents. The 2006-07 squad joined the 1950-51, 1982-83, 1984-85 and 1997-98 teams in winning 15 Division I games. Only the 1997-98 team (20) and the 1982-83 team (16) have posted more than 15 wins over Division I opponents in a season.

The 15 wins also marks only the second time in the last 20 years that the College has collected 15 victories in a season. The Tribe is one of only 21 teams in school history to win 15 games in a season (both Division I and other opponents).

The victory over Drexel was monumental in another way as well. The Dragons entered the game ranked No. 53 in the RPI according to CollegeRPI.com. It marked the highest rated opponent the Tribe had defeated since downing Richmond in 2001 when the Spiders were No. 43 in the RPI.

CAA WINNING

With its victory over Drexel, W&M moved to 8-8 in the CAA. It marked the latest in a season that the Tribe had been at the .500-mark in conference play since the 1997-98 campaign. The 2006-07 Tribe became the third team in the College's 22-year history in the league to win eight games in the conference slate. The 1997-98 team tied for the regular season crown with a 13-3 mark, while the 1996-97 squad won eight conference games. This season, the Tribe is 4-5 in the league on the road. The ledger gives an indication of the strides the program has made after it went 3-24 on the road in the previous three seasons in CAA play.

LOCK DOWN DEFENSE

The Tribe locked down Drexel in its 60-47 victory on Feb. 14, holding the Dragons to their lowest point total in over four years. The last time Drexel scored fewer than 47 came during the 2002-03 campaign in a 50-37 loss to St. Joseph's. With 11:47 remaining in the opening half and Drexel leading 11-6, W&M put the clamps on the Dragons, holding them scoreless for the next 10 minutes. In the process, the Tribe scored 14 straight points, building a nine-point cushion, a lead that it would never relinquish.

The College held Drexel to 33.3 percent shooting from the floor, including a 1-of-11 shooting effort from 3-point range. The 9.1 percent from 3-point range was a season-low for the Dragons, and the lowest percentage the Tribe had held a team to this season. The Tribe outrebounded Drexel by nine, 43-34, and held an important 12-6 advantage on second-chance points.

W&M has really stepped up its defensive performance recently. Over the last five games, the College has limited its opponents to only 56.6 points per game.

MANN-HANDLING THE COMPETITION

After struggling through the early part of the season, junior guard Nathan Mann has found his rhythm, scoring in double digits in each of the Tribe's last seven games. Over that stretch, Mann is averaging 13.9 points per game, including a pair of 20-plus points efforts. He is connecting on 43.4 percent (23-of-53) from 3-point range over the College's last eight contests and averaging nearly three treys per game.

In the Tribe's victory at UNC Wilmington, Mann scored a career-high tying 25 points, including 18 in the second half. He was 9-of-14 from the field and 4-of-8 from 3-point range. With just over two minutes remaining, Mann drilled a jumper for what proved to be the eventual game-winner against the Seahawks.

On Jan. 31 against state-rival James Madison, the Overland Park, Kan., native connected on a career-high tying five 3-point field goals in tallying his first 20-point game of the season in a 65-62 win over James Madison. Mann knocked down 8-of-11 from the floor, including a 5-of-6 effort from 3-point range to finish with a game-high 21 points.

It marked the fifth time in his W&M career that Mann has connected on five or more 3-point field goals in a game. On 12 occasions during his tenure in the green and gold, Mann has connected on four or more 3-pointers in a game.

Mann has had a resurgence of late with his accuracy from beyond the 3-point line.

After going 0-of-6 from downtown in a loss at Delaware on Jan. 17, the junior guard was shooting 21 percent from 3-point range. Over the College's last 11 contests, Mann is connecting on 41.7 percent (30-of-72) of his 3-point attempts. The hot streak has increased his 3-point accuracy by over 10 percentage points to place him at 32 percent. In CAA games, Mann ranks 13th in the league at 37 percent from 3-point range, while knocking down 2.18 per contest. The 3-point field goals made per game in league play ranked fifth in the CAA.

SHOOTING OUT THE LIGHTS

The Tribe has put up some impressive shooting numbers from the floor during the 2006-07 season, but none more eye-popping than the 76.2 percent (16-of-21) the College shot in the second half against James Madison. The Tribe expanded a six-point half-time lead to as many as 18 on five different occasions in the second half. After missing its first two attempts from the floor, the Tribe hit 13 of its next 14 shots, including a stretch of 10 straight over an eight-minute period.

The second-half effort against JMU marked the second time W&M has shot 70 percent or better in a half under head coach Tony Shaver. The Tribe accomplished the feat on Feb. 4, 2006, when it connected on 73.9 percent in the second half against Georgia State. The 76.2 percent against JMU in the second 20 minutes was the highest field goal percentage for a W&M team in a half since the 1989-90 season. W&M shot 81 percent (17-of-21) in the first half against James Madison on March 3, 1990. Amazingly enough, the Tribe trailed at the half, 49-41, and dropped the CAA Tournament affair to the Dukes, 93-83.

On Jan. 27, W&M shot a season-high 60.9 percent (28-of-46) from the floor in the victory over Georgia State. The 60-plus percent shooting performance was the third for the Tribe under head coach Tony Shaver. After connecting on 59.1 percent in the opening half of play, the Tribe hit on 62.5 percent in the second half. W&M connected on 12 of its first 15 shots in the second stanza.

SHOOTING THE 3-BALL

The Tribe has been one of the top 3-point shooting teams in the CAA this season, averaging 6.57 treys per contest. W&M has been shooting and connecting from deep at a significant pace, and at its current rate would shatter the College's records for 3-point field goals made and attempted in a single season. The Tribe is also closing in on the school-record mark for average 3-point field goals per game.

Currently, 10 different W&M players have hit a 3-pointer and seven have hit five or more during the 2006-07 season. In 11 games this season, the Tribe has hit eight or more 3-point field goals, including a season-high 12 against Georgia State on Jan. 27.

The Tribe is averaging 20.6 3-point attempts per game. W&M has attempted 577 3-point field goals on the year, which ranks second all-time behind the mark of 579 set by the 2002 team. The College's 184 3-point field goals made ranks fourth in the school annals and trails the record standard of the 2000 team by only four treys. The Tribe's 6.57 3-pointers per game is only .36 off of the school mark of 6.93 set in 1998.

MAKING SOME HISTORY

The 2006-07 season has provided some memorable moments for the W&M men's basketball program. The Tribe has provided some historical moments and in the process etched its name in the W&M annals. Here is a look at some of the winning accomplishments for the Tribe to date:

- The College tallied its most victories in a season since the 1997-98 campaign when it won its 15th game of the year vs. Drexel on Feb. 14.
- W&M's 60-47 victory over Drexel on Feb. 14 marked the first time that the Tribe has defeated the Dragons since Drexel joined the CAA in 2001-02.
- On Feb. 10, W&M recorded its first win in Trask Coliseum since the 1993-94 season, defeating UNCW, 61-55.
- The Tribe is one of only 21 teams in school history to win 15 or more games (Division I or other) in a season and one of only five teams to win 15 or more Division I games.
- W&M jumped out to a 10-4 start to the season, the best start for the College since going 11-3 during the 1997-98 season.

SCORING BREAKDOWN

CLASS	Pts	Pct.
Freshmen	270	15.2
Sophomore	363	20.4
Junior	662	37.2
Senior	486	27.3

SCORING	Pts	Pct.
Starters	1240	69.6
Bench	541	30.4

POINTS IN THE PAINT	Pts	APG
W&M	703	25.1
Opponents	720	25.7

POINTS OFF TURNOVERS	Pts	APG
W&M	390	13.9
Opponents	437	15.6

BENCH SCORING	Pts	APG
W&M	541	19.3
Opponents	419	15.0

FT% LAST 5 MINUTES + OT	FTM-A	Pct.
W&M	123-169	.728
Opponents	102-151	.675

FG% LAST 5 MINUTES + OT	FGM-A	Pct.
W&M	88-194	.454
Opponents	97-205	.473

3FG% LAST 5 MINUTES + OT	OT3FGM-A	Pct.
W&M	18-61	.295
Opponents	23-74	.311

LEADING SCORERS

13 - **Adam Payton** (15 at HC, 12 at Navy, 13 vs. UR, 15 vs. NU, 26 vs. VCU, 19 at UD, 23 at HOF, 15 at ODU, 17 vs. GSU, 24 vs. UNCW, 18 at JMU, 16 at FU, 20 at DU)
 10 - **Laimis Kisielius** (18 vs. WC, 20 vs. JSU, 21 vs. CU, 19 vs. UMBC, 18 vs. HU, 12 at GSU, 17 vs. GMU, 17 vs. GSU, 22 at VCU, 17 vs. Drexel)
 4 - **Nathan Mann** (12 vs. UNF, 14 at GMU, 21 vs. JMU, 25 at UNCW)
 2 - **David Schneider** (18 at KSU, 18 vs. TU)
 1 - **Adam Trumbower** (12 at Navy)

LEADING REBOUNDERS

9 - **Adam Payton** (9 vs. WC, 4 vs. TU, 9 at GMU, 5 vs. VCU, 6 at ODU, 5 vs. UNCW, 6 at JMU, 7 at UNCW, 4 at FU)
 8 - **Nathan Mann** (6 at HC, 9 vs. UNF, 3 vs. HU, 8 vs. UR, 5 vs. VCU, 6 at JMU, 4 at FU, 6 at DU)
 7 - **Laimis Kisielius** (6 vs. JSU, 6 vs. CU, 8 vs. UR, 6 at HOF, 4 at VCU, 8 vs. Drexel, 4 at FU), **Alex Smith** (5 vs. UMBC, 3 vs. HU, 5 vs. VCU, 9 at UD, 6 at HOF, 6 vs. JMU, 6 at DU)
 6 - **Peter Stein** (6 vs. JSU, 4 vs. TU, 3 vs. HU, 8 vs. UR, 7 at GSU, 4 vs. GSU)
 5 - **David Schneider** (9 at KSU, 3 vs. HU, 8 vs. NU, 7 vs. GMU, 4 vs. GSU)
 2 - **Adam Trumbower** (6 at Navy, 4 vs. TU)
 1 - **Kyle Carrabine** (4 at FU)

LEADING ASSISTS

11 - **David Schneider** (7 at KSU, 6 vs. WC, 5 vs. UNF, 3 vs. HU, 2 vs. NU, 4 at GSU, 3 vs. VCU, 4 at HOF, 5 vs. GSU, 6 vs. JMU, 3 at UNCW)
 8 - **Laimis Kisielius** (4 vs. TU, 3 vs. HU, 5 at GMU, 2 vs. NU, 3 at UD, 3 at ODU, 5 vs. GSU, 3 at VCU)
 7 - **Nathan Mann** (4 at HC, 8 vs. UR, 4 at GSU, 3 at ODU, 3 at JMU, 3 at DU)
 4 - **Peter Stein** (4 vs. JSU, 4 vs. TU, 4 at GSU, 3 vs. UNCW), **Adam Trumbower** (4 at Navy, 5 vs. CU, 3 at JMU, 3 at FU)
 3 - **Adam Payton** (4 vs. UMBC, 5 vs. GMU, 4 vs. Drexel)
 1 - **Kyle Carrabine** (2 vs. NU), **Danny Sumner** (3 at DU)

CAREER GAMES PLAYED/STARTED

	Games	Starts
Adam Payton †	108	52
Adam Trumbower	92	8
Nathan Mann	85	50
Laimis Kisielius	83	71
Alex Smith	55	6
Peter Stein	53	28
Kyle Carrabine	51	2
Chris Darnell	47	3
Chris Stratton	32	1
David Schneider	24	23
Steven Hess	21	0
Danny Sumner	19	1
Marcus Barnett	5	0

† includes 52 games and zero starts at Vanderbilt

MISCELLANEOUS STATS

W-L RECORDS OF STARTING LINEUPS

12-7 - Schneider, Mann, Payton, Kisielius, Stein - (W - vs. WC, vs. UNF, vs. UMBC, vs. HU, vs. UR, at GMU, vs. NU, at GSU, vs. JMU, at JMU, at UNCW - L - at KSU, vs. VCU, at UD, vs. GMU, at HOF, at ODU, at FU)

1-1 - Schneider, Trumbower, Payton, Kisielius, Stein - (W - vs. GSU - L - at VCU)

1-0 - Stein, Sumner, Cofield, Trumbower, Payton (W - vs. CU)

1-0 - Mann, Kisielius, Carrabine, Smith, Darnell - (W - vs. JSU)

0-1 - Schneider, Mann, Payton, Kisielius, Cofield - (L - at HC)

0-1 - Mann, Payton, Kisielius, Stein, Darnell - (L - at Navy)

0-1 - Trumbower, Mann, Carrabine, Kisielius, Smith - (L - vs. TU)

0-1 - Schneider, Mann, Payton, Stein, Smith (L - vs. UNCW)

0-1 - Trumbower, Mann, Payton, Kisielius, Stein - (L - at DU)

TOTAL DUNKS

33 - A. Payton (10), A. Smith (6), P. Stein (4), L. Kisielius (3), S. Hess (3), C. Darnell (3), D. Sumner (2), C. Cofield (1), C. Stratton (1)

TOTAL 3-POINT PLAYS

34 - A. Payton (16), A. Smith (11), C. Darnell (2), C. Cofield (2), K. Carrabine (1), L. Kisielius (1), A. Trumbower (1), N. Mann (1)

TOTAL 4-POINT PLAYS

1 - D. Schneider (1)

TOTAL CHARGES TAKEN

28 - D. Schneider (8), A. Smith (6), P. Stein (5), A. Trumbower (3), A. Payton (2), N. Mann (2), C. Cofield (1), K. Carrabine (1)

W&M STARTING LINEUPS

GAME	GUARD	GUARD	GUARD	FORWARD	FORWARD
at KSU (11/11)	Schneider	Mann	Payton	Kisielius	Stein
Wagner (11/20)	Schneider	Mann	Payton	Kisielius	Stein
at HC (11/25)	Schneider	Mann	Payton	Kisielius	Cofield
at Navy (11/28)	Mann	Payton	Kisielius	Darnell	Stein
JSU (12/1)	Mann	Carrabine	Kisielius	Darnell	Smith
Cornell (12/2)	Trumbower	Payton	Sumner	Cofield	Stein
Towson (12/5)	Trumbower	Mann	Carrabine	Kisielius	Smith
NFU (12/8)	Schneider	Mann	Payton	Kisielius	Stein
UMBC (12/22)	Schneider	Mann	Payton	Kisielius	Stein
Hampton (12/28)	Schneider	Mann	Payton	Kisielius	Stein
Richmond (12/31)	Schneider	Mann	Payton	Kisielius	Stein
at GMU (1/3)	Schneider	Mann	Payton	Kisielius	Stein
NU (1/6)	Schneider	Mann	Payton	Kisielius	Stein
at GSU (1/8)	Schneider	Mann	Payton	Kisielius	Stein
VCU (1/10)	Schneider	Mann	Payton	Kisielius	Stein
at Del. (1/13)	Schneider	Mann	Payton	Kisielius	Stein
GMU (1/16)	Schneider	Mann	Payton	Kisielius	Stein
at Hofstra (1/20)	Schneider	Mann	Payton	Kisielius	Stein
at ODU (1/24)	Schneider	Mann	Payton	Kisielius	Stein
GSU (1/27)	Schneider	Trumbower	Payton	Kisielius	Stein
at VCU (1/29)	Schneider	Trumbower	Payton	Kisielius	Stein
JMU (1/31)	Schneider	Mann	Payton	Kisielius	Stein
UNCW (2/3)	Schneider	Mann	Payton	Smith	Stein
at JMU (2/7)	Schneider	Mann	Payton	Kisielius	Stein
at UNCW (2/10)	Schneider	Mann	Payton	Kisielius	Stein
Drexel (2/14)	Schneider	Mann	Payton	Kisielius	Stein
at Fairfield (2/17)	Schneider	Mann	Payton	Kisielius	Stein
at Drexel (2/21)	Trumbower	Mann	Payton	Kisielius	Stein
ODU (2/24)					

- It marks the 12th occasion in the 102-year history of W&M basketball that the Tribe has started the season 10-4 or better. The 2006-07 team is only the fifth team since 1950 to start the season 10-4 or better.

- The College won seven straight contests from Dec. 8-Jan. 8. It marked only the 17th winning streak of seven or more games in W&M history. The streak also was only the sixth of seven or more games since the 1950-51 campaign.

- The 2006-07 team became only the fourth team to win seven or more in a row as the 1982-83 and 1997-98 team both did it twice.

- On Jan. 3, the Tribe tallied its first win in Fairfax, Va., over George Mason, 67-63, since the 1997-98 season. The Tribe also snapped George Mason's 14-game home conference winning streak that span nearly two years.

- W&M jumped out to only its fourth 3-1 start in the school's 22 years in the CAA. Only the 1994-95 (4-1) and 1997-98 (4-1) teams jumped out to better records in CAA play.

- The College currently has eight CAA victories making it one of only three teams in W&M's 22-years as part of the CAA to win eight or more games.

MR. EVERYTHING

Senior guard Adam Payton has made his presence felt both on the court and in the locker room during his final season of college basketball. Payton leads the Tribe in points (13.9), rebounds (4.0), steals (1.6) and free throw percentage (85.7 percent). He ranks third in the CAA in free throw shooting, 12th in scoring, 11th in field goal percent (45.8 percent) and fifth in steals. Payton also ranks 41st nationally in free throw percentage according to the NCAA rankings released on Feb. 19.

In the Tribe's 88-77 loss to VCU, it would be hard to argue that Payton was not the best player on the court. The Burlington, N.J., native kept the Tribe in the game with the Rams, scoring a career-high 26 points. He was 7-of-13 from the floor and 10-of-11 from the free throw line.

It is not the first time Payton has stepped to the forefront for the College, in fact it is becoming a common theme throughout the season. When the Tribe has needed a play down the stretch, it has needed to look no further than its 6-3 co-captain. Payton has come through in the clutch on numerous occasions this, helping W&M to its best season

in nearly a decade. Here is a look at what Payton has done with the game on the line:

- In a 13-point come-from-behind win over Cornell at the W&M Tip-Off Classic, Payton scored 10 points in the final five minutes of regulation and overtime. He also made a steal with 15 seconds left that led to the game-tying free throw, which he sank to send the game to extra time. On three consecutive possessions late in the game, Payton made two steals and pulled down an offensive rebound to spearhead the Tribe comeback. For his efforts, he won the Tip-Off Classic MVP honor.

- In the Tribe's 67-63 upset win at George Mason, Payton once again shined when it mattered most. In the second half, he scored 10 of his 12 points, including a clutch steal and fast-break lay up to give W&M its largest lead at 51-44. He also calmly stepped to the free throw line and sank the game clinching free throws with 20 seconds remaining.

- With W&M trailing 57-51 with 2:42 remaining against Northeastern, Payton helped lead the Tribe to a come-from-behind victory. The Tribe scored the game's final nine points with Payton adding the final four on free throws, including the game-winner with 22 seconds remaining.

- Payton scored 16 of his 23 points in the second half at Hofstra on Jan. 20, helping the Tribe overcome a 15-point first-half deficit to draw even with two minutes remaining.

- Despite being held below his season average, he came up with a huge play in the waning moment of the Tribe's victory over UNC Wilmington. With 18 seconds remaining and the Tribe up two, 56-54, Payton made a steal on the defensive end, was fouled and drilled both free throws to ice the College's first win in Trask Coliseum in 14 years.

BOMBS AWAY

The Tribe connected on a season-high 12 3-point field goals in the victory over Georgia State. It marked the eighth time during head coach Tony Shaver's four-year tenure that W&M has connected on double-digit 3-pointers. W&M is 5-3 in those contests.

W&M VS. OPPONENTS

Below is a game-by-game breakdown of how W&M has fared against its opponents in the following categories: Free Throws, Bench Points, Points in the Paint, Second Chance Points and Fast Break Points. W&M stats shown first followed by opponents stats.

GAME	FT	BENCH	PAINT	OFF TO	2ND CHANCE	FB
at KSU (11/11)	10-16	12-13	20-28	9-19	11-28	7-15
Wagner (11/20)	6-11	40-23	40-10	27-10	11-5	9-2
at HC (11/25)	8-17	8-19	30-32	18-15	14-21	2-6
at Navy (11/28)	15-16	36-19	26-30	16-30	14-3	6-16
JSU (12/1)	17-3	27-6	20-36	16-27	12-10	2-8
Cornell (12/2)	16-9	50-9	24-28	17-10	11-4	0-4
Towson (12/5)	14-16	42-18	18-28	19-10	2-8	4-7
NFU (12/8)	16-3	13-6	28-20	14-6	3-4	4-2
UMBC (12/22)	21-13	24-20	20-22	18-8	5-6	6-4
Hampton (12/28)	21-19	17-9	22-18	25-32	10-15	2-2
Richmond (12/31)	14-5	21-13	20-26	7-14	18-16	0-4
at GMU (1/3)	12-13	18-7	30-26	7-17	16-2	4-2
NU (1/6)	14-11	12-10	14-16	9-12	3-6	0-0
at GSU (1/8)	3-7	19-9	24-22	14-7	10-7	0-4
VCU (1/10)	27-31	20-27	26-32	18-28	15-16	6-4
at Del. (1/13)	16-19	27-5	34-14	10-14	16-7	6-4
GMU (1/16)	8-9	10-14	24-32	6-16	5-2	5-4
at Hofstra (1/20)	15-19	10-11	36-40	20-14	11-21	4-2
at ODU (1/24)	9-13	14-9	17-26	3-18	3-9	3-2
GSU (1/27)	13-11	18-13	28-30	30-17	10-12	2-0
at VCU (1/29)	12-10	23-30	34-34	2-21	14-22	0-4
JMU (1/31)	11-8	6-15	20-24	16-14	7-8	4-0
UNCW (2/3)	14-13	13-33	20-22	13-10	10-2	2-0
at JMU (2/7)	9-17	9-14	28-20	15-11	2-11	2-2
at UNCW (2/10)	12-7	13-20	24-28	9-12	8-14	6-6
Drexel (2/14)	20-6	7-2	22-26	4-9	12-6	4-6
at Fairfield (2/17)	7-12	12-12	24-26	3-20	5-4	8-2
at Drexel (2/21)	5-10	20-33	30-22	25-16	6-13	8-10
ODU (2/24)						
Totals	365-344	541-419	703-720	390-437	264-295	106-122

W&M OPPONENT RATINGS

TEAM	COLLEGE RPI.COM	SAGARIN RATINGS
William & Mary	181	187
Kansas State	57	49
Wagner	301	297
Holy Cross	71	97
Navy	216	236
Jacksonville State	313	300
Cornell	152	190
Towson	153	164
North Florida	333	335
UMBC	217	245
Hampton	203	237
Richmond	289	277
George Mason	132	116
Northeastern	192	196
Georgia State	242	253
VCU	63	59
Delaware	294	302
Hofstra	70	99
Old Dominion	36	63
James Madison	296	294
UNC Wilmington	255	243
Drexel	48	79
Fairfield	199	224

TEAM	POMERY RATING	REALTIME RPI POWER RATING
William & Mary	176	162
Kansas State	49	64
Wagner	292	292
Holy Cross	106	71
Navy	259	207
Jacksonville State	297	311
Cornell	187	147
Towson	156	158
North Florida	332	334
UMBC	265	225
Hampton	244	202
Richmond	267	294
George Mason	87	134
Northeastern	200	212
Georgia State	239	244
VCU	69	42
Delaware	278	307
Hofstra	119	73
Old Dominion	60	34
James Madison	263	299
UNC Wilmington	215	281
Drexel	86	46
Fairfield	184	206

* - as of Feb. 23

W&M INDIVIDUAL SUPERLATIVES

	06-07	CAREER
DOUBLE-DIGIT SCORING GAMES		
Laimis Kisielius	15	36
Nathan Mann	12	31
Adam Payton	22	27
David Schneider	9	9
Peter Stein	4	7
Alex Smith	4	5
Kyle Carrabine	1	1
Danny Sumner	1	1
Adam Trumbower	1	1
Marcus Barnett	0	0
Chris Darnell	0	0
Steven Hess	0	0
Chris Stratton	0	0
20-POINT GAMES		
Adam Payton	4	5
Laimis Kisielius	3	4
Nathan Mann	2	4
10-REBOUND GAMES		
None		
5-ASSIST GAMES		
David Schneider	5	5
Nathan Mann	0	5
Laimis Kisielius	2	4
Adam Trumbower	1	2
Adam Payton	1	2
DOUBLE-DOUBLES		
None		

W&M OPPONENT RECORDS

OPPONENT	06-07 RECORD	05-06 RECORD
Kansas State	19-9	15-13
Wagner	10-17	13-14
Holy Cross	21-8	20-12
Navy	14-14	10-18
Jacksonville State	8-21	16-13
Cornell	14-10	13-15
Towson	14-15	12-16
North Florida	3-25	6-22
UMBC	11-17	10-19
Hampton	13-13	16-16
Richmond	6-20	13-17
George Mason	15-13	28-7
Northeastern	11-18	19-11
Georgia State	10-18	7-22
VCU	23-6	19-10
Delaware	5-24	9-21
Hofstra	21-8	26-7
Old Dominion	22-7	24-10
James Madison	7-21	5-23
UNC Wilmington	6-21	25-8
Drexel	21-7	15-16
Faifield	12-18	9-19
Combined	286-328	381-329

* - Through Feb. 22

In the game against Georgia State, all five W&M starters connected on two 3-point field goals. Seniors Adam Payton and Adam Trumbower along with sophomore Peter Stein were a perfect 2-of-2 from long range against the Panthers.

W&M 10+ 3-POINT FIELD GOAL EFFORTS UNDER HEAD COACH TONY SHAVER

Date	Opponent	3-Pointers	Score
11/23/03	vs. Liberty	14-of-25	W, 91-64
11/24/03	vs. Radford	11-of-34	L, 89-86
1/3/04	at Pittsburgh	10-of-20	L, 70-55
1/28/04	at James Madison	12-of-23	W, 99-86
1/26/05	vs. Towson	10-of-22	W, 83-65
2/12/05	vs. George Mason	13-of-29	L, 104-99 (OT)
11/18/05	vs. Maine	10-of-18	W, 89-55
1/27/07	vs. Georgia State	12-of-25	W, 81-65

KNOCKING FINAL FOUR FOES

The Tribe defeated 2006 NCAA Final Four participant George Mason, 67-63, on Jan. 3, marking the fifth time in school history that the College defeated a Final Four participant from the previous season. The Tribe also accomplished the feat with wins over N.C. State during the 1950-51 season, West Virginia during the 1959-60 season, North Carolina during the 1977-78 season and Virginia during the 1984-85 campaign. In total, W&M has played 17 contests against teams that advanced to the Final Four the previous season.

The victory for the 2006-07 version of the Tribe was the first to pull the trick on the road. The previous four wins all came in contests considered home games, while W&M downed the Patriots in Fairfax, Va. The win over George Mason was also the first over a Final Four participant since the NCAA Tournament field expanded to 64. The 1984 NCAA Tournament was the final event with a 48-team field. The Tribe's victories over N.C. State in 1951 and West Virginia in 1960 were both played in Norfolk, Va., but both were considered home games.

1950-51

W&M beat N.C. State, 88-78, in Norfolk, Va., on Feb. 3, 1951*
N.C. State went to the 1950 Final Four

LEAD-DEFICIT COMPARISON

OPPONENT	LARGEST LEAD	LARGEST DEFICIT	RESULT
at Kansas State	11 - (1st - 11:13)	14 - (2nd - 1:41)	L, 60-70
Wagner	27 - (2nd - 3:21)	None	W, 77-53
at Holy Cross	None	13 (1st - 10:30)	L, 57-66
at Navy	None	25 - (2nd - 3:43)	L, 63-79
Jacksonville State	10 - (2nd - 5:02)	3 - (2nd - 11:06)	W, 59-56
Cornell	5 - (OT - 0:01)	13 - (2nd - 5:00)	W, 73-68 (OT)
Towson	2 - (1st - 18:31)	17 - (2nd - 19:20)	L, 60-73
North Florida	20 - (2nd - 0:38)	1 - (2nd - 14:16)	W, 61-44
UMBC	19 - (1st - 1:23)	1 - (1st - 19:27)	W, 70-58
Hampton	15 - (2nd - 3:42)	3 - (1st - 2:15)	W, 72-67
Richmond	17 - (2nd - 6:34)	5 - (1st - 16:54)	W, 61-53
at George Mason	7 - (2nd - 9:57)	7 - (1st - 14:06)	W, 67-63
Northeastern	7 - (2nd - 18:25)	7 - (1st - 16:10)	W, 60-57
at Georgia State	19 - (2nd - 1:34)	3 - (1st - 18:55)	W, 57-43
VCU	6 - (1st - 15:50)	14 - (2nd - 19:23)	L, 77-88
at Delaware	1 - (1st - 17:36)	22 - (2nd - 6:45)	L, 62-77
George Mason	None	17 (2nd - 4:17)	L, 63-76
at Hofstra	4 - (1st - 17:25)	15 - (1st - 2:57)	L, 69-77
at Old Dominion	17 - (1st - 4:44)	15 - (2nd - 0:54)	L, 44-59
Georgia State	24 - (2nd - 3:40)	6 - (1st - 16:46)	W, 81-65
at VCU	5 - (1st - 18:04)	27 - (2nd - 4:37)	L, 68-90
James Madison	15 - (1st - 3:16)	None	W, 65-62
UNC Wilmington	2 - (1st - 14:52)	13 - (2nd - 7:40)	L, 61-67
at James Madison	18 - (2nd - 0:46)	4 - (1st - 16:38)	W, 71-56
at UNC Wilmington	8 - (1st - 9:47)	8 - (1st - 2:11)	W, 61-55
Drexel	15 - (2nd - 13:24)	5 - (1st - 11:47)	W, 60-47
at Fairfield	2 - (1st - 16:46)	17 - (2nd - 1:01)	L, 45-61
at Drexel	2 - (1st - 19:05)	25 - (1st - 0:58)	L, 57-64
Old Dominion			

1959-60

W&M beat West Virginia, 94-86, in Norfolk, Va., on Jan. 30, 1960*
West Virginia went to the 1959 Final Four

1977-78

W&M beat North Carolina, 78-75, in Williamsburg on Dec. 7, 1977
North Carolina went to the 1977 Final Four

1984-85

W&M beat Virginia, 54-53, in Williamsburg on Dec. 4, 1984
Virginia went to the 1984 Final Four

2006-07

W&M beat George Mason, 67-63, in Fairfax, Va. on Jan. 3, 2007
George Mason went to the 2006 Final Four

* - considered a home game despite being played in Norfolk, Va.

SCHNEIDER EARNS SECOND CAA ROOKIE OF THE WEEK HONOR

Freshman guard David Schneider continued his stellar rookie campaign, earning his second CAA Rookie of the Week honor on Jan. 8. Schneider garnered the accolade after averaging 11.5 points, 5.0 rebounds and 3.0 assists in the Tribe's victories over George Mason (Jan. 3) and Northeastern (Jan. 6). During the two-game stretch, he also connected on 42.9 percent (6-of-14) from 3-point range. Schneider garnered the award earlier this season following his collegiate debut at Kansas State.

In the Tribe's 67-63 win at George Mason, Schneider scored 10 points to go along with two rebounds and four assists. He made a huge play with 3:38 left in the game. After the Patriots' had pulled even at 57, Schneider pulled down an offensive rebound and connected on a jumper from the left wing to give W&M a 59-57 lead, an advantage it would never relinquish. It marked the fifth time in school history that W&M defeated a team that went to the Final Four the previous season. It was the first such victory on the road.

The Phoenix, Ariz., native finished with 13 points and pulled down a team-high eight rebounds in W&M's come-from-behind victory over Northeastern. He equaled a career-high connecting on four 3-point field goals in the victory. He scored four of the Tribe's final nine points in the comeback.

STARTERS-BENCH COMPARISON

OPPONENT	TOTAL	POINTS	REBOUNDS
	POINTS-REBOUNDS	STARTERS-BENCH	STARTERS-BENCH
at Kansas State	60-37	48-12	21-10
Wagner	77-42	37-40	15-25
at Holy Cross	57-32	49-8	21-7
at Navy	63-30	27-36	13-14
Jacksonville State	59-47	32-27	21-21
Cornell	73-33	23-50	12-14
Towson	60-26	18-42	8-16
North Florida	61-35	48-13	21-6
UMBC	70-23	46-24	10-9
Hampton	72-25	55-17	12-8
Richmond	61-40	40-21	31-9
at George Mason	67-36	49-18	22-12
Northeastern	60-35	48-12	20-9
at Georgia State	57-34	38-19	26-4
VCU	77-27	57-20	17-7
at Delaware	62-32	35-27	17-11
George Mason	63-29	53-10	22-6
at Hofstra	69-29	59-10	14-11
at Old Dominion	44-28	30-14	13-11
Georgia State	81-24	63-18	14-9
at VCU	68-25	45-23	15-10
James Madison	65-30	59-6	15-9
UNC Wilmington	61-27	48-13	17-6
at James Madison	71-33	62-9	20-9
at UNC Wilmington	61-35	48-13	25-10
Drexel	60-43	53-7	27-12
at Fairfield	45-32	33-12	14-9
at Drexel	57-27	37-14	20-11
Old Dominion			

TRIBE BY THE NUMBERS

- 2** Number of CAA Rookie of the Week awards won by freshman guard David Schneider
- 4** Number of W&M TV games at home in 2006-07
- 7** Number of non-conference wins the Tribe has in 2006-07, the most since it had eight in 1992-93
- 7.0** Number of 3-pointers the Tribe is averaging per game in league play
- 15** Division I wins by the 2006-07 Tribe, making them only the fifth team in school history to win 15 or more DI games
- 47** Number of points W&M held Drexel to in a victory on Feb. 14, which was the lowest total for the Dragons since 2002-03
- 56.6** Points per game the Tribe is holding opponents to over the last five games
- 76.2** Percent the Tribe shot in the second half at James Madison on Feb. 7, the best for W&M since 1990
- 137** Number of career 3-pointers by junior guard Nathan Mann
- .307** 3-point field goal percentage Tribe opponents are shooting in 2006-07, which leads the CAA
- 396** Career coaching victories for W&M head coach Tony Shaver
- .857** Free throw percentage of Adam Payton, the best mark in the CAA
- 1,047** Number of All-time victories at W&M
- 4,675** Miles from Vilnius, Lithuania (home of Laimis Kisielius) to Williamsburg, Va.

CAA

	CAA		Overall	
	W-L	Pct.	W-L	Pct.
VCU	15-2	.882	23-6	.793
Old Dominion	14-3	.824	22-7	.759
Hofstra	13-4	.765	21-8	.724
Drexel	12-5	.706	21-7	.750
George Mason	9-8	.529	15-13	.536
William and Mary 8-9	.471	15-13	.536	
Towson	8-9	.471	14-15	.483
Northeastern	8-9	.471	11-18	.379
Georgia State	5-12	.294	10-18	.357
James Madison	4-14	.222	7-21	.250
UNC Wilmington	3-14	.176	6-21	.222
Delaware	3-14	.176	5-24	.172

CAA SCHEDULE/RESULTS

Feb. 7

- *Delaware def. UNCW, 78-69
- *ODU def. Georgia State, 68-55
- *W&M def. JMU, 71-56
- *Northeastern def. Towson, 65-55

Feb. 8

- *Drexel def. Hofstra, 95-87 (OT)
- *VCU def. George Mason, 63-49

Feb. 10

- *ODU def. VCU, 79-63
- *Towson def. Georgia State, 92-65
- *Hofstra def. George Mason, 68-60
- *Drexel def. Delaware, 77-62
- *Northeastern def. JMU, 67-64
- *W&M def. UNCW, 61-55

Feb. 13

- *ODU def. Hofstra, 96-82

Feb. 14

- *George Mason def. Delaware, 66-46
- *W&M def. Drexel, 60-47
- *Georgia State def. Northeastern, 71-65
- *Towson def. JMU, 76-62
- *VCU def. UNCW, 78-68

Feb. 17

- Northeastern def. Maine, 71-61
- Bucknell def. Towson, 73-63
- Georgia State def. Elon, 63-53
- Hofstra def. Holy Cross, 65-64
- Fairfield def. W&M, 61-46
- Kent State def. George Mason, 68-62
- ODU def. Toledo, 73-70
- Iona def. Delaware, 52-50
- Siena def. JMU, 77-66
- UNCG def. UNCW, 73-66
- Bradley def. VCU, 73-64
- Drexel def. Creighton, 64-58

Feb. 20

- *George Mason def. Georgia State, 60-54

Feb. 21

- *Northeastern def. Delaware, 70-61
- *ODU def. Towson, 79-65
- *Drexel def. W&M, 64-57
- *VCU def. JMU, 83-72

Feb. 22

- *Hofstra def. UNCW, 68-65

Feb. 24

- *Drexel at Towson 12:00 pm
- *George Mason at Northeastern 1:00 pm
- *VCU at Georgia State 2:00 pm
- *Delaware at UNCW 2:00 pm
- *ODU at W&M 2:00 pm
- *Hofstra at JMU 7:00 pm

DEFENSIVE INTENSITY

One of the biggest reasons for the Tribe's success has been its play on the defensive end. The Tribe has limited seven opponents to less than 60 points this season, and is 10-1 in those contests. In fact when W&M holds its opponents to fewer than 70 points, it is 15-4. The College leads the conference in 3-point field goal percentage defense (30.7 percent), which also ranks 22nd nationally according to kenpom.com.

Here are some examples of the Tribe's defensive success in 2006-07:

- The Tribe held Drexel to 47 points in a victory on Feb. 14. It was the Dragon's lowest point total since the 2002-03 season when it had 37 against St. Joseph's.

- In the opening 20 minutes, W&M held James Madison to 25 percent (6-of-24) from the floor. The Dukes did not connect on a field goal over the final 10:16 of the first half.

- W&M limited ODU to 19.4 percent (6-of-31) from the field, including a 0-of-14 effort from 3-point range in the first half on Jan. 24. The Monarchs could only muster 14 first-half points against the Tribe and sat at seven points until the 3:29 mark of the first half.

- The Tribe held the CAA's top 3-point shooting team, Hofstra, well below its season averages. W&M limited the Pride to 4-of-18 (.222) shooting from 3-point range on Jan. 20. Hofstra entered the game leading the CAA at 39.9 percent, while hitting eight per game.

- The College held Richmond without a field goal for the final 15 minutes of the first half in a New Years Eve victory. The Spiders jumped out to a 12-8 led on the Tribe heading into the first media timeout. UR had connected on 6-of-7 from the field over the stretch. The College came out of the timeout with a renewed vigor and held Richmond without a field goal over the final 15 minutes of the first half. The Spiders could only muster a single free throw during the decisive stretch, while misfiring on all 12 of its attempts from the field and turning the ball over eight times.

- W&M held Richmond to only 13 first-half points, in opening up a 14-point advantage. The 13 first-half points were the fewest allowed by the Tribe since Jan. 24, 2001, when James Madison only put up 11 points in the opening stanza.

- On two occasions this season W&M has held its opponent below 45 points. The College held Georgia State nearly 25 points below its season scoring average in a 57-43 victory on Jan. 8. It marked the second time this season W&M held an opponent to less than 45 points. The Tribe held North Florida to 44 total points in a 17-point victory on Dec. 8. The last time W&M held two foes below 45 points in a single season was during the 1983-84 season when W&M held James Madison to 44 points and East Carolina to 32 points.

- The 43 points scored by Georgia State against W&M was the lowest point total for a Tribe opponent during the Tony Shaver Era. The last time the College held an opponent to fewer than 43 points in a game was Jan. 31, 2001 when W&M held American to 42 points in a 51-42 victory.

BENCH SCORING

W&M head coach Tony Shaver felt that his 2006-07 Tribe team would be the deepest he has had in his four seasons at the helm. The Tribe's play off the bench this season has echoed Shaver's sentiments. This season, the College has averaged nearly 20 points per game from its reserves, outscoring its opponents by nearly five points off the bench. The Tribe has outscored its opponents off the bench on 16 occasions and is 12-4 in those contests. Sophomore forward Alex Smith leads the way, topping the Tribe off the bench on 12 occasions.

On four occasions this season the Tribe bench has outscored the starters. In Tribe contests with Wagner, Cornell and Towson, the W&M bench scored over 40 points. In the 24-point win over the Seahawks, the bench held a 40-37 advantage over the starters, while the reserves scored 50 points, led by the 21 from junior Laimis Kisielius against Cornell. The Tribe held a 42-18 scoring advantage over Towson on Dec. 5.

The 40-plus point efforts off the bench against Wagner, Cornell and Towson marked the third, fourth and fifth times under head coach Tony Shaver that W&M scored 40 or more points off the bench. In each of the last two seasons, the Tribe accomplished the feat. Last season, the College tallied 42 points off the bench in the season-opening victory over Maine. On Dec. 1, 2004, the W&M subs scored 42 points in a victory over Longwood. The 50 points off the bench against Cornell were the most under Shaver.

Leading W&M Bench Scorers

Date	Opponent	Leading Scorer	Total W&M Bench Scoring
11/11	at Kansas State	Cofield (4)	12
11/20	Wagner	Sumner (12)	40
11/25	at Holy Cross	Smith (3)	8
		Stein (3)	
11/28	at Navy	Trumbower (12)	36
12/1	JSU	Payton (18)	27
12/2	Cornell	Kisielius (21)	50
12/5	Towson	Schneider (18)	42
12/8	North Florida	Carrabine (5)	13
12/22	UMBC	Smith (9)	24
12/28	Hampton	Smith (8)	17
12/31	Richmond	Smith (12)	21
1/3	at George Mason	Smith (11)	18
1/6	Northeastern	Carrabine (6)	12
1/8	at Georgia State	Smith (7)	19
1/10	VCU	Smith (12)	20
1/13	at Delaware	Smith (16)	27
1/16	George Mason	Cofield (7)	10
1/20	at Hofstra	Smith (8)	10
1/24	at Old Dominion	Trumbower (6)	14
1/27	vs. Georgia State	Darnell (8)	18
1/29	at VCU	Sumner (7)	23
1/31	vs. James Madison	Smith (2)	6
		Trumbower (2)	
		Hess (2)	
2/3	vs. UNCW	Stratton (4)	13
2/7	at James Madison	Hess (4)	9
2/10	at UNCW	Smith (7)	13
2/14	vs. Drexel	Carrabine (4)	7
2/17	at Fairfield	Sumner (4)	12
		Darnell (4)	
2/21	at Drexel	Smith (9)	20

DIFFERENCE AT THE CHARITY STRIPE

W&M has been productive from the free throw line in late game situations. While the Tribe is shooting 69.4 percent from the charity stripe, the number jumps significantly late in the game. With five minutes or less remaining in a contest, the College has shot 72.8 percent from the line. Below is a player-by-player breakdown of how W&M has fared at the foul line with five minutes or less remaining in the game and in overtime:

Player	FT	FT%
Corey Cofield	2-2	1.000
Adam Payton	41-of-47	.872
Alex Smith	5-of-6	.833
Laimis Kisielius	25-of-32	.781
Nathan Mann	10-of-13	.769
Adam Trumbower	9-of-12	.750
Danny Sumner	2-of-5	.400
David Schneider	18-of-31	.581
Peter Stein	8-of-15	.533
Kyle Carrabine	1-of-2	.500
Steven Hess	1-of-2	.500
Marcus Barnett	0-of-1	.000
Chris Stratton	0-of-1	.000
Total	123-of-169	.728

GUARDS CRASHING THE BOARDS

The W&M guards have been a significant reason for the Tribe's success in the rebounding department this season. The College has outrebounded 15 opponents. On 24 occasions and in 19 of the Tribe's 28 games this season, a W&M guard has led the Tribe in rebounding. In fact, all three of the College's starting guards average over 3.5 rebounds per contest, led by senior Adam Payton, who tops the College at 4.0 boards per contest. In total, the Tribe receives over 15 rebounds a game from the guard position.

Payton has led W&M in rebounding a team-high nine. Junior Nathan Mann has topped the Tribe in rebounding on eight occasions, while freshman David Schneider has accom-

TRIBE IN THE CAA RANKINGS

as of Feb. 23
All Games

TEAM (W&M TOP 6 ONLY)

Scoring Defense
4. W&M..... 64.1

Field Goal Pct. Defense
4. W&M..... .432

3-Point Field Goal Pct. Defense
1. W&M..... .307

Rebounding Defense
4. W&M..... 32.1

3-Point Field Goals Made
6. W&M..... 6.57

INDIVIDUAL

Points
12. Adam Payton 13.9

Field Goal Pct.
12. Adam Payton468

Free Throw Pct.
3. Adam Payton857
12. Laimis Kisielius730

Steals
T5. Adam Payton 1.57

3-Point Field Goals Made
10. Nathan Mann 1.75

Assist/Turnover Ratio
11. David Schneider 1.44

TRIBE IN THE CAA RANKINGS

as of Feb. 23
CAA Games Only

TEAM (W&M TOP 6 ONLY)

Scoring Defense

4. W&M..... 65.8

Free Throw Pct.

4. W&M..... .730

Field Goal Pct.

6. W&M..... .434

3-Point Field Goal Pct. Defense

6. W&M..... .336

Rebounding Defense

4. W&M..... 31.2

3-Point Field Goals Made

T3. W&M..... 7.00

INDIVIDUAL

Points

9. Adam Payton 15.4

Field Goal Pct.

9. Adam Payton486

Free Throw Pct.

2. Adam Payton881

Steals

5. Adam Payton 1.71

3-Point Field Goal Pct.

13. Nathan Mann370

3-Point Field Goals Made

5. Nathan Mann 2.18

Assist/Turnover Ratio

12. David Schneider 1.52

Offensive Rebounds

T13. Alex Smith 1.94

plished the feat five times. Three of W&M's top single-game rebounding efforts this season have come from the guard position. Mann posted a season high nine boards against North Florida, while Schneider did the same against Kansas State and Payton pulled the trick at George Mason.

50 PERCENT EQUALS VICTORIES

The Tribe has been flawless under head coach Tony Shaver when it hits on 50 percent or better from the floor. W&M has notched five victories this season when shooting over 50 percent from the floor. It marked the 11th, 12th, 13th, 14th and 15th times in Shaver's four years at the helm that W&M shot 50 percent or better from the field. In all 14 of those contests, W&M has walked away with a victory. Here is a look at the Tribe's 50 percent or better shooting from the field under Shaver:

Date	Team	Result	Percentage (FGM-FGA)
2/7/07	James Madison	W, 71-56	.540 (27-50)
1/27/07	Georgia State	W, 81-65	.609 (28-46)
12/28/06	Hampton	W, 72-67	.512 (21-41)
12/22/06	UMBC	W, 70-58	.500 (21-42)
11/20/06	Wagner	W, 77-53	.500 (32-64)
2/4/06	Georgia State	W, 90-73	.633 (31-49)
1/28/06	James Madison	W, 86-68	.518 (29-56)
12/21/05	UNC Greensboro	W, 83-73	.536 (30-56)
11/26/05	Campbell	W, 93-79	.589 (33-56)
1/26/05	Towson	W, 83-65	.521 (25-48)
12/1/04	Longwood	W, 90-60	.500 (30-60)
1/28/04	at James Madison	W, 99-86	.600 (33-55)
1/26/04	Old Dominion	W, 86-77	.545 (30-55)
12/30/03	Campbell	W, 82-67	.500 (29-58)
11/23/03	Liberty	W, 91-64	.540 (34-63)

GETTING TO THE FREE THROW LINE

When the Tribe gets to the free throw line 20 or more times, there is a good chance the contest will end in a victory. This season, W&M has had 20 or more attempts from the charity stripe on 11 occasions and is 7-4 in those contests. Over the last three seasons, the College is 23-17 (.575) when attempting 20 or more from the free throw line.

STIFLING DEFENSE

The Tribe held each of its first three opponents below 37 percent shooting from the floor. The College held Kansas State to 30 percent (24-of-80) shooting. W&M followed that performance by holding Wagner to 32.7 percent (17-of-52) and Holy Cross to 36.7 percent (22-of-60). It marks the best defensive three-game stretch for the Tribe since the 1999-2000 season. The Tribe held The Citadel (32 percent (16-of-50) on Dec. 2), UNC Wilmington (35.5 percent (18-of-53) on Dec. 6) and American (31.8 percent (14-of-44) on Dec. 9) below the mark during the campaign.

W&M has also kept its opponents at bay from beyond the 3-point arc. Kansas State shot only 20.7 percent (6-of-29) from 3-point range, while Wagner was 8-of-31 from downtown for a 25.8 percent shooting clip. Holy Cross hit on only 5-of-25 attempts from 3-point range for a 20 percent average. It marked the first time W&M held three straight opponents to less than 26 percent shooting from 3-point range since the 2001-02 season. During that stretch, W&M held Towson (7.7 percent (1-of-13) on Feb. 2), James Madison (13.3 percent (2-of-15) on Feb. 4) and Hampton (18.8 percent (3-of-16) on Feb. 6) below 20 percent from 3-point range.

TONY SHAVER - A HALL OF FAMER

In each of his previous two stops before taking over the Tribe program, head coach Tony Shaver has enjoyed great success and been inducted into the Hall of Fame at each school. In 2004, Shaver was inducted into the Hampden-Sydney College Hall of Fame after coaching the Tiger program to eight ODAC Championships, 11 NCAA Tournament appearances and two Final Fours. He had 358 career victories and a .747 winning percentage at Hampden-Sydney. On Nov. 11, 2005, Shaver was inducted into the Episcopal High School (Alexandria, Va.) Hall of Fame. He coached at the school for 10 seasons (1977-86), winning 73 percent of his games and two IAC championships. After the 1986 season, he was named the Virginia State Private School Coach of the Year and his team was ranked first in Northern Virginia by the *Alexandria Gazette*.

W&M PLAYERS IN THE PROS

Five former W&M players are currently playing professionally overseas, including three who graduated within the last three years. All five are playing in their country's top division of professional basketball.

TODD CAUTHORN

Sheffield Sharks (England - BBL)

Was the Shark's third-leading scorer with 14 points in a 91-70 win over the Worcester Wolves on Feb. 2 ... Connected on a trio of 3-point field goals on his way to 10 points and three rebounds in a 98-86 win over Poujoulat Heat Guildford on Feb. 4 ... The victory over Guildford moved the Sharks into the top spot in the BBL ... Ranks among the league leaders in blocked shots (sixth at 0.85 per game) and free throw shooting (third at 83.3 percent) ... Sharks are tied for second at 13-6 in the BBL Championship table ... Averaging 7.9 points and 3.7 rebounds per game for the Sheffield Sharks as of Jan. 30 ... In total, has played 11 years in Europe.

ZEB COPE

Entente Orleans 45 (France - LNB)

Scored in double figures in each of his last seven games, averaging 15 points per game over that stretch ... Finished with 12 points and two rebounds in a 69-68 win over Le Mans on Feb. 4 ... Orleans is tied for fourth in the LNA with 32 points and a 12-8 record ... Averaging 10.8 points and 5.1 rebounds per game, while shooting 44.5 percent from the field and 84 percent from the free throw line ... Helped Boncourt from the top division in Switzerland advance to the finals of the LNA Championship in 2005-06, after the team claimed the Swiss regular season crown with an 18-4 record ... Ranked fifth in the LNA with 9.8 rebounds per game last season.

ADAM HESS

Artland Dragons of Quackenbrueck (Germany - BBL)

Notched 18 points, including four 3-pointers, to go along with seven rebounds in a 101-76 win over sellbytel Baskets Nurnberg ... Voted the starter at forward for the North squad in the Bundesliga All-Star Game, but was forced to miss the game with an injury ... Leads the German Bundesliga in scoring at 19.2 points per game ... Shooting 48 percent from the field and 80 percent from the free throw line, while averaging 5.2 rebounds per game ... Ranks seventh in league in overall efficiency at 285 and ninth in efficiency per game at 15.0 ... Artland is fourth in the 18-team Bundesliga at 12-7 ... Played for the Phoenix Suns during the Toshiba Las Vegas Summer League, and averaged 18.2 minutes, 8.8 points, 2.6 rebounds and one assist, while shooting 64 percent from the field ... Played two seasons with BK Nymburk in the NBL, the top division in the Czech Republic, helping the team to back-to-back league titles ... Named to the Czech league's All-Imports list and second-team all-league after ranking fourth in the NBL in the value index ratings in 2005-06.

JIM MORAN

Gran Canaria (Spain - ACB)

Averaging 8.6 points and 3.0 rebounds per game, while shooting 42 percent from 3-point range and 79 percent from the free throw line for Gran Canaria ... Gran Canaria has won its last two games and is tied for fourth in the 18-team ACB at 11-9 ... Scored five points and pulled down five rebounds in a 80-70 win over Winterthur F.C. Barcelona on Feb. 4 ... Helped Gran Canaria reach the ACB (top division) playoffs and finish the year fifth in the regular season with a 20-14 record in 2005-06 ... In his seventh season with the team, after starting 29 of the team's 34 regular season games in 2005-06, averaging 7.2 points and shooting 47 percent from 3-point range ... Has played six years in Spain.

SHERMAN RIVERS

BK Sadska (Czech Republic - NBL)

Averaging 12.4 points, 3.9 rebounds and 1.7 assists, all of which rank second on the team ... Tallied 13 points and four rebounds in a 91-74 loss to NH Ostrava on Feb. 3 ... Has a value index per game of 12.0 ... BK Sadska is 5-17 in the NBL ... Averaged 13.8 points and 2.8 rebounds per game in his first season (2005-06) with BK Sadska.

Updated as of Feb. 6.

GENERAL INFORMATION

NAME	The College of William & Mary
LOCATION	Williamsburg, Va.
FOUNDED	1693 (2nd oldest college in U.S.)
UNDERGRADUATE ENROLLMENT	5,700
NICKNAME	Tribe
COLORS	Green, Gold and Silver
ARENA (CAPACITY)	Kaplan Arena at William and Mary Hall (8,600)
AFFILIATION	NCAA Division I
CONFERENCE	Colonial Athletic Association
PRESIDENT	Gene R. Nichol
ALMA MATER	Oklahoma State, 1973
CHANCELLOR	Sandra Day O'Connor
ALMA MATER	Stanford, 1950
DIRECTOR OF ATHLETICS	Terry Driscoll
ALMA MATER	Boston College, 1969
SR. ASSOC. AD/SWA	Barbara Blosser
ALMA MATER	Ohio State, 1975
ATHLETICS DEPT. PHONE	(757) 221-3400
TICKET OFFICE PHONE	(757) 221-3340

MEN'S BASKETBALL INFORMATION

HEAD COACH	Tony Shaver
ALMA MATER	North Carolina, 1976
RECORD AT W&M	38-75 (Fourth Season)
CAREER RECORD	396-196 (21st Season)
ASSISTANT COACHES	Dee Vick (Hampden-Sydney, 1994) Antwon Jackson (Pikeville College, 1993) Ben Wilkins (North Carolina State, 2001)
2005-06 RECORD	8-20
CONFERENCE RECORD/FINISH	3-15/T10th
CAA TOURNAMENT RECORD	0-1 (.000)
STARTERS RETURNING/LOST	3/2
LETTERWINNERS RETURNING/LOST	10/5
FIRST YEAR OF BASKETBALL	1905-06
ALL-TIME RECORD	1047-1202 (.465)
NCAA TOURNAMENT APPEARANCES	None
NIT APPEARANCES	1 (1983)
LAST POSTSEASON OPPONENT	Virginia Tech (3/17/83), L 79-85

TEAM BIRTHDAYS

Laimis Kisielius	1/24/85
Head Coach Tony Shaver	1/28/54
Adam Payton	2/10/84
Steven Hess	3/3/87
Assistant Coach Dee Vick	5/10/71
Assistant Coach Antwon Jackson	5/14/68
David Schneider	5/18/87
Marcus Barnett	5/21/86
Nathan Mann	7/17/85
Assistant Coach Ben Wilkens	9/26/78
Chris Stratton	9/29/85
Kyle Carrabine	10/10/85
Peter Stein	10/20/86
Alex Smith	11/24/86
Chris Darnell	12/3/86
Danny Sumner	12/6/87
Adam Trumbower	12/10/84

NATIONAL POLLS

ESPN/USA TODAY COACHES POLL (FEB. 19)

1. Ohio State (17)	24-3	757	2
2. Wisconsin (10)	26-2	741	3
3. Florida (1)	24-3	710	1
4. UCLA (2)	23-3	682	7
5. North Carolina (1)	23-4	625	4
6. Kansas	23-4	604	8
7. Memphis	23-3	570	9
8. Pittsburgh	23-4	560	5
9. Texas A&M	22-4	542	6
10. Nevada	24-2	516	10
11. Washington State	22-4	483	11
12. Georgetown	20-5	409	16
13. Air Force	23-4	395	14
14. Southern Illinois	23-5	390	15
15. Butler	24-4	323	12
16. Marquette	21-7	184	13
17. Duke	20-7	157	NR
18. West Virginia	20-6	152	22
19. Virginia	18-7	141	NR
20. Texas	19-7	122	NR
21. Vanderbilt	18-8	118	NR
22. Brigham Young	20-6	97	NR
23. Notre Dame	20-6	96	NR
24. Oregon	20-7	89	17
25. Alabama	19-7	75	NR

RECEIVING VOTES: Louisville 74, Virginia Tech 72, USC 65, Winthrop 61, Boston College 33, Davidson 31, Indiana 31, Kentucky 31, UNLV 29, Arizona 19, Akron 15, Stanford 14, Oklahoma State 12, Maryland 10, New Mexico State 10, Vermont 8, Appalachian State 8, Creighton 3, Virginia Commonwealth 3, Xavier 3, Wright State 2, Kansas State 2, Texas Tech 1.

ASSOCIATED PRESS POLL (FEB. 19)

1. Wisconsin (35)	26-2	1,747	3
2. Ohio State (31)	24-3	1,728	2
3. Florida (4)	24-3	1,647	1
4. UCLA (2)	23-3	1,611	5
5. North Carolina	23-4	1,474	4
6. Kansas	23-4	1,403	9
7. Memphis	23-3	1,378	8
8. Texas A&M	22-4	1,283	6
9. Washington State	22-4	1,172	10
10. Pittsburgh	23-4	1,161	7
11. Nevada	24-2	1,146	11
12. Georgetown	20-5	1,009	14
13. Southern Illinois	23-5	962	16
14. Air Force	23-4	831	17
15. Butler	24-4	695	13
16. Marquette	21-7	510	12
17. Vanderbilt	18-8	413	NR
18. Duke	20-7	410	NR
19. Texas	19-7	332	NR
20. Louisville	19-8	286	NR
21. Brigham Young	20-6	264	NR
22. West Virginia	20-6	240	23
23. Oregon	20-7	218	15
24. Virginia	18-7	185	NR
25. Alabama	19-7	177	25

RECEIVING VOTES: USC 170, Virginia Tech 126, Oklahoma State 123, Kentucky 110, Stanford 88, Winthrop 75, Boston College 74, Arizona 59, Maryland 48, Notre Dame 39, UNLV 35, Kansas State 34, Xavier 28, Indiana 21, Akron 19, Creighton 16, Old Dominion 15, Davidson 8, Virginia Commonwealth 7, Santa Clara 6, Massachusetts 4, Drexel 4, New Mexico State 3, Texas Tech 3, Tennessee 2, Vermont 1.

TRIBE ADDS PAIR OF SIGNEES FOR 2007-08

The William and Mary men's basketball program and head coach Tony Shaver announced the signing of two players, 6-9, 240-pound power forward Marcus Kitts (Holly Springs, N.C.) and 6-4, 190-pound guard Valeriu 'Vali' Lazarescu (Brossard, Quebec, Canada), to National Letters of Intent on Nov. 9. The duo will begin competition for the Tribe during the 2007-08 season.

"It is a great day for the College of William and Mary basketball program," Shaver said. "We are adding two quality young men in Marcus Kitts and Valeriu Lazarescu to our basketball family. Our main objective with our fourth recruiting class was to be highly selective and sign difference makers. We are confident we accomplished both those goals by signing Marcus and Vali. Both players are home runs for our program. They come from great family backgrounds and have what it takes to be impact players for our ball club."

MARCUS KITTS - F - 6-9 - 240 - HOLLY SPRINGS, N.C. (MIDDLE CREEK)

Kitts averaged 19 points and 12 rebounds as a junior. He scored 419 points in 2005-06, including a season-high 36 against Lee County on Jan. 3. Each of the last two seasons, Kitts earned All-Tri-Seven Conference honors. As a sophomore in 2004-05, he averaged 13.5 points, 7.0 rebounds and 2.2 blocks per game.

"Marcus was the easiest evaluation I have made in my 30 years of coaching," Shaver said. "The first time I saw Marcus, he scored more than 30 points and grabbed over 20 rebounds in a 4A basketball game in the Raleigh, N.C., area. I knew he was our guy, and we just had to find a way to sign him. Marcus is a very talented athlete who has yet to realize his potential. He has exceptional hands and a rare knack for rebounding the ball above the rim. The bigger the game and the better the competition, the better Marcus plays. He is fearless, and he welcomes challenges from opposing teams and players."

The power forward was a 2006 McDonald's All-American Nominee. He earned MVP honors at the 2006 North Carolina State Games Tournament. After receiving interest from UNC Wilmington, Iowa, West Virginia, Davidson and Tennessee, Kitts chose to play collegiate basketball for the Tribe. He spent the summer of 2006 adding muscle to his game, bulking up nearly 20 pounds. Kitts is known as an all-out player who will bang in the paint. He gets off the floor quickly and rebounds on the interior with a purpose.

VALERIU LAZARESCU - G - 6-4 - 190 - BROSSARD, QUEBEC (CHAMPLAIN ST. LAMBERT)

Lazarescu is an athletic player and a flat-out scorer. He plays for head coach John Dangelas, regarded as one of the top coaches in Canada, at the College of Champlain St. Lambert in Montreal, Quebec, which is known for producing Division I talent. Lazarescu chose the Tribe over American, Princeton, Evansville, Toledo and Boston University.

"I am so thankful Coach John Dangelas allowed us to get involved with Vali at such a late date in the recruiting process," Shaver said. "Vali is a big guard with tremendous athleticism. He is the winner of multiple Canadian dunk contests. He can finish in transition above the rim, shoot from the perimeter and rebound from the guard position."

This season, Lazarescu led Champlain to the Hagen title with a perfect 5-0 mark. He earned tournament MVP honors and led Cavaliers to a 97-39 win over Algonquin in the title game with a team-high 22 points. He has enjoyed an exceptional final season at Champlain, also averaging 20 points per game at the Prep Canada Challenge against top teams from Toronto and Ottawa. At the 2005-06 Canadian Colleges Athletic Association (CCAA) Nationals, Lazarescu helped his Champlain team to a bronze medal.

NUMERICAL ROSTER

No.	Name	Pos.	El./Cl.	Ht.	Wt.	Hometown/High School
00	Steven Hess	F/C	Fr./Fr.	6-10	225	Charlotte, N.C./Gaston Day School
2	David Schneider	G	Fr./Fr.	6-3	175	Phoenix, Ariz./Brophy Prep
3	Adam Trumbower	G	Sr./Sr.	6-3	190	Roanoke, Va./Cave Spring
4	Alex Smith	F	So./So.	6-5	250	Greenville, S.C./Oak Hill Academy (Va.)
11	Nathan Mann	G	Jr./Jr.	6-2	190	Overland Park, Kan./St. Thomas Aquinas
12	Marcus Barnett	G	Jr./Jr.	6-2	195	Hampton, Va./Phoebus
13	Laimis Kisielius	F	Jr./Jr.	6-8	210	Vilnius, Lithuania/Miller School (Va.)
15	Peter Stein	F	So./So.	6-9	225	Houston, Texas/Westbury Christian
20	Kyle Carrabine	G	Jr./Jr.	6-7	205	Naperville, Ill./Neuqua Valley
22	Danny Sumner	F	Fr./Fr.	6-7	190	Fairfax, Va./Paul VI
23	Chris Darnell	F	So./So.	6-8	210	Fredericksburg, Va./North Stafford
24	Adam Payton	G	5th/Sr.	6-3	195	Burlington, N.J./The Lawrenceville School
25	Chris Stratton	F	Jr./Jr.	6-6	205	Burke, Va./Lake Braddock
31	Matt McFadden	G	Fr./Fr.	6-2	175	Medford, N.J./Shawnee

ALPHABETICAL ROSTER

No.	Name	Pos.	El./Cl.	Ht.	Wt.	Hometown/High School
12	Marcus Barnett	G	Jr./Jr.	6-2	195	Hampton, Va./Phoebus
20	Kyle Carrabine	G	Jr./Jr.	6-7	205	Naperville, Ill./Neuqua Valley
23	Chris Darnell	F	So./So.	6-8	210	Fredericksburg, Va./North Stafford
00	Steven Hess	F/C	Fr./Fr.	6-10	225	Charlotte, N.C./Gaston Day School
13	Laimis Kisielius	F	Jr./Jr.	6-8	210	Vilnius, Lithuania/Miller School (Va.)
11	Nathan Mann	G	Jr./Jr.	6-2	190	Overland Park, Kan./St. Thomas Aquinas
31	Matt McFadden	G	Fr./Fr.	6-2	175	Medford, N.J./Shawnee
24	Adam Payton	G	5th/Sr.	6-3	195	Burlington, N.J./The Lawrenceville School
2	David Schneider	G	Fr./Fr.	6-3	175	Phoenix, Ariz./Brophy Prep
4	Alex Smith	F	So./So.	6-5	250	Greenville, S.C./Oak Hill Academy (Va.)
15	Peter Stein	F	So./So.	6-9	225	Houston, Texas/Westbury Christian
25	Chris Stratton	F	Jr./Jr.	6-6	205	Burke, Va./Lake Braddock
22	Danny Sumner	F	Fr./Fr.	6-7	190	Fairfax, Va./Paul VI
3	Adam Trumbower	G	Sr./Sr.	6-3	190	Roanoke, Va./Cave Spring

Head Coach

Tony Shaver (North Carolina, 1976), Fourth season

Assistant Coaches

Dee Vick (Hampden-Sydney, 1994), Fourth season

Antwon Jackson (Pikeville College, 1993), Second season

Ben Wilkins (N.C. State, 2001) First season

PRONUNCIATION GUIDE

Kyle Carrabine	CARE - uh - byne
Laimis Kisielius	LIE-muss kiss-ILL-ee-us
Peter Stein	STYNE
Adam Trumbower	TRUM - bow - er

ROSTER BREAKDOWN

BY POSITION

Guard: Marcus Barnett, Kyle Carrabine, Nathan Mann, Matt McFadden, Adam Payton, David Schneider, Adam Trumbower

Forward: Laimis Kisielius, Chris Darnell, Alex Smith, Peter Stein, Christ Stratton, Steven Hess, Danny Sumner

Center: Steven Hess

BY HEIGHT

6-10: Steven Hess

6-9: Peter Stein

6-8: Chris Darnell, Laimis Kisielius

6-7: Kyle Carrabine, Danny Sumner

6-6: Chris Stratton

6-5: Alex Smith

6-3: Adam Payton, Adam Trumbower, David Schneider

6-2: Marcus Barnett, Nathan Mann, Matt McFadden

BY CLASS

Seniors (2): Adam Payton, Adam Trumbower

Juniors (5): Marcus Barnett, Kyle Carrabine, Laimis Kisielius, Nathan Mann, Chris Stratton

Sophomores (3): Chris Darnell, Alex Smith, Peter Stein

Freshmen (4): Steven Hess, Matt McFadden, David Schneider, Danny Sumner

BY STATE

Arizona (1): David Schneider

Illinois (1): Kyle Carrabine

Kansas (1): Nathan Mann

New Jersey (2): Matt McFadden, Adam Payton

North Carolina (1): Steven Hess


South Carolina (1): Alex Smith

Texas (1): Peter Stein


Virginia (5): Marcus Barnett, Chris Darnell, Chris Stratton, Danny Sumner, Adam Trumbower

BY COUNTRY

Lithuania (1): Laimis Kisielius




TELEVISION/RADIO SPOT CHART



STEVEN HESS

FR. • 6-10 • 230
CHARLOTTE, N.C.




DAVID SCHNEIDER

FR. • 6-3 • 175
PHOENIX, ARIZ.




ADAM TRUMBOWER

SR. • 6-3 • 190
ROANOKE, VA.




ALEX SMITH

SO. • 6-5 • 250
GREENVILLE, S.C.




NATHAN MANN

JR. • 6-2 • 190
OVERLAND PARK, KAN.




MARCUS BARNETT

JR. • 6-2 • 195
HAMPTON, VA.




LAIMISKISIELIUS

JR. • 6-8 • 210
VILNIUS, LITHUANIA




PETER STEIN

SO. • 6-9 • 220
BELLAIRE, TEXAS




KYLE CARRABINE

JR. • 6-7 • 205
NAPERVILLE, ILL.




DANNY SUMNER

FR. • 6-7 • 190
FAIRFAX, VA.




CHRIS DARNELL

SO. • 6-8 • 210
FREDERICKSBURG, VA.




ADAM PAYTON

SR. • 6-3 • 195
BURLINGTON, N.J.




CHRIS STRATTON

JR. • 6-6 • 205
BURKE, VA.



MATT MCFADDEN

FR. • 6-2 • 175
MEDFORD, N.J.



TONY SHAVER

FOURTH SEASON AT W&M
31ST SEASON OVERALL

CAREER RECORD BOOK UPDATE

3-POINT FIELD GOALS

Player	Years	G	3FG
1. Matt Verkey	1993-96	106	218
2. Randy Bracy	1996-99	92	171
3. Greg Burzell	1987-89	82	150
4. Adam Hess	2002-04	75	144
5. Jim Moran	1998-2001	107	141
6. David Cox	1992-95	109	137
7. Nathan Mann	2005-	85	137
8. Mike Johnson	2000-02	79	129
9. Jimmy Apple	1988-91	86	124
10. B. Fitzgibbons	1996-97	54	119
11. Nick D'Antoni	2002-05	107	104
12. B. Connor	1990-93	102	88
13. Kurt Small	1992-95	108	86
14. Mit Winter	1998-01	109	75
T. Roberts	1990-93	111	75
16. Scotty Scott	1997, 99-00	65	69
17. T. Jennings	1995-98	71	66
18. Sean Duff	1991-94	85	64
19. Sherman Rivers	2000-03	113	59
20. Taylor Mokris	2003-06	107	58

3-POINT ATTEMPTS

Player	Years	G	3FGA
1. Matt Verkey	1993-96	106	583
2. Randy Bracy	1996-99	92	495
3. Adam Hess	2002-04	75	447
4. Nathan Mann	2005-	85	398
5. David Cox	1992-95	109	395
6. Jim Moran	1998-2001	107	376
7. Mike Johnson	2000-02	79	373
8. Greg Burzell	1987-89	82	358
9. Jimmy Apple	1988-91	86	341
10. Nick D'Antoni	2002-05	107	331
11. B. Fitzgibbons	1996-97	54	288
12. Kurt Small	1992-95	108	271

3-POINT PERCENTAGE

Player	Years	G	Pct
1. Greg Burzell	1987-89	82	.419
2. B. Fitzgibbons	1996-97	54	.413
3. Jim Moran	1998-01	107	.375
4. Matt Verkey	1993-96	106	.374
5. Mit Winter	1998-01	75	.366
6. Brendan Connor	1990-93	102	.364
Jimmy Apple	1988-91	86	.364
8. David Cox	1992-95	109	.347
9. Mike Johnson	2000-02	79	.346
10. Randy Bracy	1996-99	92	.345
11. Nathan Mann	2005-	84	.344

3-POINTERS PER GAME

(minimum 50 games)

Player	Years	G	Avg
1. B. Fitzgibbons	1996-97	54	2.20
2. Matt Verkey	1993-96	106	2.06
3. Adam Hess	2002-04	75	1.92
4. Randy Bracy	1996-99	92	1.86
5. Greg Burzell	1987-89	82	1.83
6. Mike Johnson	2000-02	79	1.63
7. Nathan Mann	2005-	85	1.61
8. Jimmy Apple	1988-91	86	1.44
9. Jim Moran	1998-01	107	1.32
10. David Cox	1992-95	109	1.26
11. Scotty Scott	1997, 99-00	65	1.06

ASSIST AVERAGE

(minimum 50 games)

Player	Years	G	Avg
1. Randy Bracy	1996-99	92	3.82
2. Scott Coval	1983-86	110	3.72
3. Brendan Connor	1990-93	102	3.51
4. John Lowenhaupt	1975-78	112	3.29
5. Nick D'Antoni	2002-05	107	3.17
6. Bill Barnes	1979-82	109	3.13
7. Mike Enoch	1975-78	110	3.13
8. Ron Satterthwaite	1974-77	106	3.12
9. David Cox	1992-95	109	3.08
10. Curtis Pride	1987-90	94	3.05
11. Matt O'Reilly	1987-90	106	2.80
12. George Spack	1972-73	52	2.77
13. Keith Cieplicki	1982-85	113	2.51
14. Scotty Scott	1997, 99-00	65	2.42
15. Sherman Rivers	2000-03	113	2.41
16. Adam Hess	2002-04	75	2.24
17. David Grabuloff	1996-98	76	2.17
18. Steve Seward	1972-73	53	2.17
19. Nathan Mann	2005-	85	2.13
20. Mike Arizin	1973-74	54	2.13
21. Jim Moran	1998-01	107	2.09

STEAL AVERAGE

(minimum 50 games)

Player	Years	G	Avg
1. Jim McDonough	1976-77	55	2.27
2. John Lowenhaupt	1976-78	84	1.90
3. Randy Bracy	1996-99	92	1.90
4. Bill Barnes	1979-82	109	1.90
5. Adam Payton	2006-	56	1.59
6. Curtis Pride	1987-90	94	1.45
7. Mike Enoch	1976-78	83	1.45
8. Mike Strayhorn	1980-83	103	1.44
9. Jim Moran	1998-01	107	1.36
10. Kurt Small	1992-95	108	1.33
11. Scott Whitley	1978-81	101	1.27
12. Brendan Connor	1990-93	102	1.25
13. Adam Hess	2002-04	75	1.11
14. Rich Veres	1980-81	53	1.09
15. Sherman Rivers	2000-03	113	1.04
16. Matt Verkey	1993-96	106	1.00
17. Keith Cieplicki	1982-85	113	0.96
18. Ron Satterthwaite	1976-77	51	0.92
19. Todd Cauthorn	1990-93	105	0.88
20. Kevin Richardson	1982-85	113	0.88
Nathan Mann	2005-	83	0.76

ASSIST-TO-TURNOVER RATIO

Player	Years	G	A/T
1. John Lowenhaupt	1976-78	84	1.93
2. Scott Coval	1983-86	110	1.87
3. Keith Cieplicki	1982-85	113	1.43
4. Nick D'Antoni	2002-05	107	1.42
5. David Cox	1992-95	109	1.38
6. Mike Strayhorn	1980-83	103	1.35
7. Matt O'Reilly	1987-90	106	1.33
8. Nathan Mann	2005-	85	1.29
9. Cody Carbaugh	1999-02	97	1.28
10. Derrick Peters	1990-93	109	1.22
11. Tom Pfingst	1973-74	37	1.21

SINGLE SEASON RECORD BOOK UPDATE

FREE THROW PERCENTAGE

PLAYER	SEASON	FTM-FTA	Pct
1. Scott Coval	1986	111-121	.917
2. Dave Daugherty	1967	77-88	.875
3. Tony Traver	1983	111-127	.874
4. John Lowenhaupt	1978	114-132	.864
5. Tom Farrington	1960	75-87	.862
6. Adam Payton	2007	108-126	.857
7. Keith Cieplicki	1983	131-153	.866
8. Ron Panneton	1968	112-132	.848
9. Adam Hess	2003	114-135	.844
10. George Spack	1972	86-103	.835

SINGLE-SEASON 3-POINT FG PCT.

PLAYER	SEASONS	3PM-3PA	Pct.
1. Greg Burzell	1988	75-170	.441
2. Brendan Connor	1992	34-78	.436
3. Bobby Fitzgibbons	1996	57-131	.435
4. Lamis Kisielius	2007	34-82	.415
5. Jim Moran	1999	44-106	.415
6. Matt Verkey	1993	50-121	.413
7. Nathan Mann	2006	51-124	.411
8. Bobby Fitzgibbons	1997	62-157	.395
9. Matt Verkey	1994	63-164	.384
10. Jimmy Apple	1988	51-134	.381

TEAM SINGLE-SEASON 3-POINT FG MADE

YEAR	G	3PM
1. 2000	28	188
2. 1998	27	187
3. 2002	29	185
4. 2007	28	184
5. 1994	27	183

TEAM SINGLE-SEASON 3-POINT FG ATTEMPTS

YEAR	G	3PA
1. 2002	29	579
2. 2007	27	577
3. 2004	28	556
4. 1999	27	548
5. 2003	28	539

TEAM SINGLE-SEASON 3-POINT FG MADE PER GAME

YEAR	G	3PM	Avg
1. 1998	27	187	6.93
2. 1994	27	183	6.78
4. 2000	28	188	6.71
5. 1999	27	180	6.67
6. 1996	26	173	6.65
2007	28	184	6.57

TONY SHAVER

Head Coach • Fourth Season at W&M

William and Mary head coach Tony Shaver is in his fourth season at the helm of the Tribe men's basketball program and his 31st overall in coaching. Shaver has coached at the collegiate level for the last 19 years and was officially hired as the 31st head men's basketball coach in the history of the College on May 2, 2003.

The Green and Gold continue to make strides under the direction of Shaver. W&M started the 2005-06 season 4-1, marking the best start for a Tribe since opening the 1992-93 campaign with a 6-1 record. During that season, however, two of the team's first four wins were against non-Division I teams Virginia Wesleyan and Shenandoah, which means the 4-1 start for the 2005-06 squad was the first time in school history that the Tribe has opened a year with at least four wins in its first five games against current Division I opponents. Included in those four victories was a 70-60 win at Hampton, who went on to make the NCAA Tournament.

Prior to the start of the 2005-06 season, Shaver was inducted into the Episcopal High School Hall of Fame in a ceremony at the school on Nov. 11. He led EHS for 10 seasons from 1977-86. With his inception into the Episcopal Hall of Fame, Shaver has been inducted into the Hall of Fame at both of his head coaching stops prior to taking over the reigns at William and Mary. He was inducted into the Hampden-Sydney Hall of Fame in 2004.

In his second season at the helm, W&M immediately started the season on a high note, defeating Radford and Hartford to win the inaugural W&M Tip-Off Classic, the first regular season tournament title for the College since 1981. The Tribe defeated James Madison in the first round of the Colonial Athletic Association Tournament for W&M's first postseason win since 1997, and just the third in the last 20 years.

Shaver began his Tribe career with a 91-64 pounding of Liberty on Nov. 23, 2003. He also won his first ever Colonial Athletic Association contest, as the Tribe knocked off two-time defending league champion UNC Wilmington, 67-66, in overtime on Dec. 4, 2003. In the Tribe's first contest against a nationally ranked opponent under Shaver's direction, W&M performed well, leading No. 15 Pittsburgh by 10 points midway through the first half, before the Panthers, who attempted 28 more free throws than the Tribe, won 70-55.

There have been individual successes as well for the Green and Gold under Shaver's reign. 2004 graduate Adam Hess, currently playing professionally in Germany, became the first player in school history to lead the CAA in scoring. An outstanding student and athlete, Hess was named the CAA Male Scholar-Athlete of the Year (for all sports) and was a First-Team Academic All-American and all-conference selection as a senior. Current senior Corey Cofield was voted the 2004 CAA Rookie of the Year, leading all freshmen in the league in points, rebounds and field goal percentage. Cofield earned his second straight selection to the All-CAA third team in 2005, while current junior Iaimis Kisielius earned a spot on the CAA All-Rookie team in 2005.

Shaver came to W&M after coaching 17 seasons at Hampden-Sydney, compiling a record of 358-121 (.747). He turned the Tigers into a Division III national powerhouse, leading the men's basketball team to eight Old Dominion Athletic Conference titles, 12 20-win seasons and 11 NCAA Division III Tournament appearances. The winningest basketball coach in the program's history, he was named the ODAC and South Region Coach of the Year in 1995, 1999 and 2000, and was picked as the Virginia Sports Information Directors Division II-III Coach of the Year in



1997, 1999 and 2000.

In 2003, Shaver took the Tigers to the NCAA Division III Final Four, as his team finished with a record of 28-4, tied for the second-most wins in the program's history. In 1999, Shaver led H-SC to the national championship game, where the Tigers lost by one point in double-overtime to Wisconsin-Platteville. The team finished 29-3, setting a school record for most wins in a season.

Shaver also has a firm commitment to his players' success in the classroom. In 1999, one of his charges, Jack Jirak, was named the ODAC Scholar-Athlete of the Year and was also awarded the Gammon Cup as the top-student-athlete at the college. Two of Shaver's players, David Hobbs (1999) and Russell Turner (1992) earned Academic All-America honors. A number of his players have been named to the Academic All-ODAC squad, including six student-athletes in 1998.

Prior to taking over at Hampden-Sydney for the 1986-87 campaign, Shaver spent 10 years as the head boys' basketball coach at Episcopal High School in Alexandria, Virginia. He was named the Virginia State Private School Coach of the Year in 1986, and was twice picked as the Alexandria Coach of the Year, while winning 73 percent of his games.

A 1976 graduate of North Carolina, Shaver was a guard on the Tar Heel men's basketball team from 1972-75 under head coach Dean Smith. Originally a walk-on, he earned a scholarship his rookie season, when he was awarded the prestigious Butch Bennett Award, presented to the freshman who exemplifies determination, sportsmanship and sacrifice for the team. Shaver was voted the honoree by his teammates. During his four years in Chapel Hill, UNC went 95-26, including a pair of trips to the NCAA Tournament in 1975 and 1976. During the 1975 season, the Tarheels won the ACC Tournament and advanced to the Sweet 16. During the 1973 and 1974 season, North Carolina made the National Invitational Tournament.

A native of High Point, North Carolina, Shaver and his wife, Ann, are the parents of three sons: Christopher (25), a former standout pitcher on the Tribe's baseball team, who is currently pitching with the Chicago Cubs organization, Austin (22) and Jackson (15).

00

STEVEN HESS

Fr. - F/C - 6-10 - 225 (Charlotte, N.C./Gaston Day School)

- With the frontline in foul trouble, came off the bench and contributed a career-high tying four points to go along with a rebound and a block in 14 minutes at James Madison (2/7/07)
- Had a two-handed dunk in the second-half against James Madison (1/31/07)
- Played a career-high 15 minutes off the bench at Old Dominion (1/24/07) and finished with two points, three rebounds, a blocked shot and two steals
- Registered his first career assist and tallied a career-best four points vs. UMBC (12/22/06)
- Equalled a career high in minutes played (11) while adding three points vs. North Florida (12/8/06)
- After missing most of the week prior to the Kansas State game due to illness, came off the bench to score three points, pull down three rebounds and block a shot in 11 minutes of action
- Saw action in the Tribe's exhibition victory over Barton College
- A three-year letterwinner at Gaston Day
- A McDonald's All-American nominee
- Garnered All-Southern Piedmont Athletic Association honors as a junior and senior
- Averaged 13.1 points and nine rebounds as a senior at Gaston Day
- Named Hardest Working Player during his senior season at Gaston Day
- As a junior at Gaston Day, helped his team reach the semifinals of the state tournament in North Carolina's largest independent-school classification

SINGLE-GAME HIGHS

POINTS
 Season 4 at James Madison (2/7/07)
 4 vs. UMBC (12/22/06)
 Career 4 at James Madison (2/7/07)
 4 vs. UMBC (12/22/06)

FIELD GOALS
 Season 2 at James Madison (2/7/07)
 Career 2 at James Madison (2/7/07)

FIELD GOAL ATTEMPTS
 Season 3 at Kansas State (11/11/06)
 3 vs. Wagner (11/20/06)
 Career 3 at Kansas State (11/11/06)
 3 vs. Wagner (11/20/06)

3-POINT FIELD GOALS
 Season None
 Career None

3-POINT FIELD GOAL ATTEMPTS
 Season None
 Career None

FREE THROWS
 Season 2 vs. Hampton (12/28/06)
 2 vs. UMBC (12/22/06)
 Career 2 vs. Hampton (12/28/06)
 2 vs. UMBC (12/22/06)

FREE THROW ATTEMPTS
 Season 4 vs. North Florida (12/8/06)
 4 at Kansas State (11/11/06)
 Career 4 vs. North Florida (12/8/06)
 4 at Kansas State (11/11/06)

REBOUNDS
 Season 3, four times, most recently
 vs. Drexel (2/14/07)
 Career 3, four times, most recently
 vs. Drexel (2/14/07)

ASSISTS
 Season 1, five times, most recently
 vs. Drexel (2/14/07)
 Career 1, five times, most recently
 vs. Drexel (2/14/07)

STEALS
 Season 2 at Old Dominion (1/24/07)
 Career 2 at Old Dominion (1/24/07)

BLOCKED SHOTS
 Season 1, six times, most recently
 vs. Drexel (2/14/07)
 Career 1, six times, most recently
 vs. Drexel (2/14/07)

MINUTES
 Season 15 at Old Dominion (1/24/07)
 Career 15 at Old Dominion (1/24/07)

HESS' 2006-07 GAME-BY-GAME STATISTICS

Date	Opp	Min	FG-A	Pct	3FG-A	Pct	FT-A	Pct	O-D	Tot	PF	A	TO	B	S	Pts
N11	at Kansas St.	11	1-3	.333	0-0	.000	1-4	.250	1-2	3	3	0	1	1	0	3
N20	Wagner	8	1-3	.333	0-0	.000	0-0	.000	0-3	3	2	0	1	1	0	2
N25	at Holy Cross															
N28	at Navy	6	1-1	1.000	0-0	.000	0-0	.000	0-0	0	1	0	0	0	0	2
D1	Jacksonville St.	6	0-1	.000	0-0	.000	0-1	.000	0-1	1	1	0	0	0	0	0
D2	Cornell	3	0-0	.000	0-0	.000	0-0	.000	0-0	0	0	0	0	0	0	0
D5	Towson	6	0-0	.000	0-0	.000	0-0	.000	0-1	1	1	0	0	0	0	0
D8	North Florida	11	1-2	.500	0-0	.000	1-4	.250	1-0	1	0	0	0	0	0	3
D22	UMBC	6	1-1	1.000	0-0	.000	2-2	1.000	0-0	0	2	1	0	0	0	4
D28	Hampton	7	0-0	.000	0-0	.000	2-2	1.000	1-1	2	1	0	2	0	0	2
D31	Richmond															
J3	at GMU															
J6	Northeastern															
J8	at Georgia St.	0+	0-0	.000	0-0	.000	0-0	.000	0-0	0	0	0	0	0	0	0
J10	VCU	1	0-0	.000	0-0	.000	0-0	.000	0-0	0	0	0	1	0	0	0
J13	at Delaware															
J17	at GMU															
J20	at Hofstra	4	0-0	.000	0-0	.000	0-0	.000	0-0	0	0	0	0	0	0	0
J24	at ODU	15	1-2	.500	0-0	.000	0-0	.000	0-3	3	5	0	3	1	2	2
J27	Georgia State	3	0-0	.000	0-0	.000	0-0	.000	0-1	1	2	1	0	1	0	0
J29	at VCU															
J31	JMU	3	1-1	1.000	0-0	.000	0-0	.000	0-0	0	0	0	1	0	0	2
F3	UNCW	6	0-0	.000	0-0	.000	0-0	.000	0-0	0	2	0	0	0	0	0
F7	at JMU	14	2-2	1.000	0-0	.000	0-0	.000	1-0	1	3	1	0	1	0	4
F10	at UNCW	2	0-0	.000	0-0	.000	0-0	.000	0-0	0	1	1	1	0	0	0
F14	Drexel	10	0-0	.000	0-0	.000	0-0	.000	0-3	3	1	1	0	1	0	0
F17	at Fairfield	6	0-1	.000	0-0	.000	0-0	.000	0-0	0	0	0	1	0	0	0
F21	at Drexel	3	0-0	.000	0-0	.000	0-0	.000	0-0	0	0	0	0	0	0	0
F24	ODU															

* Games started

HESS' CAREER STATISTICS

Season	G-GS	Min-Avg	FG-A	Pct	3FG-A	Pct	FT-A	Pct	OR-DR	Reb-Avg	PF-FO	A	TO	Blk	St	Pts-Avg
2006-07	21-0	130-6.2	9-17	.539	0-0	.000	6-13	.462	4-15	19-0.9	25-1	5	11	6	2	24-1.1
Career	21-0	130-6.2	9-17	.529	0-0	.000	6-13	.462	4-15	19-0.9	25-1	5	11	6	2	24-1.1

HESS' CAA STATISTICS

Season	G-GS	Min-Avg	FG-A	Pct	3FG-A	Pct	FT-A	Pct	OR-DR	Reb-Avg	PF-FO	A	TO	Blk	St	Pts-Avg
2006-07	12-0	67-5.6	4-5	.800	0-0	.000	0-0	.000	1-8	9-0.8	15-1	4	6	4	2	8-0.7
Career	12-0	67-5.6	4-5	.800	0-0	.000	0-0	.000	1-8	9-0.8	15-1	4	6	4	2	8-0.7

SINGLE-GAME HIGHS

POINTS	
Season	18 vs. Towson (12/5/06)
	18 at Kansas State (11/11/06)
Career	18 vs. Towson (12/5/06)
	18 at Kansas State (11/11/06)

FIELD GOALS	
Season	5 vs. Towson (12/5/06)
	5 at Kansas State (11/11/06)
Career	5 vs. Towson (12/5/06)
	5 at Kansas State (11/11/06)

FIELD GOAL ATTEMPTS	
Season	14 at Kansas State (11/11/06)
Career	14 at Kansas State (11/11/06)

3-POINT FIELD GOALS	
Season	4 vs. Northeastern (1/6/07)
	4 vs. Towson (12/5/06)
Career	4 vs. Northeastern (1/6/07)
	4 vs. Towson (12/5/06)

3-POINT FIELD GOAL ATTEMPTS	
Season	9 at Kansas State (11/11/06)
Career	9 at Kansas State (11/11/06)

FREE THROWS	
Season	6 at Hofstra (1/20/07)
Career	6 at Hofstra (1/20/07)

FREE THROW ATTEMPTS	
Season	7 at Hofstra (1/20/07)
	7 at Kansas State (11/11/06)
Career	7 at Hofstra (1/20/07)
	7 at Kansas State (11/11/06)

REBOUNDS	
Season	9 at Kansas State (11/11/06)
Career	9 at Kansas State (11/11/06)

ASSISTS	
Season	7 at Kansas State (11/11/06)
Career	7 at Kansas State (11/11/06)

STEALS	
Season	4 at Kansas State (11/11/06)
Career	4 at Kansas State (11/11/06)

BLOCKED SHOTS	
Season	None
Career	None

MINUTES	
Season	38 at Kansas State (11/11/06)
Career	38 at Kansas State (11/11/06)

2

DAVID SCHNEIDER

Fr. - G - 6-3 - 175 (Phoenix, Ariz./Brophy Prep)

- Broke out of a slump with 11 points, including back-to-back 3-pointers in the second half to extend the Tribe's lead to double digits at Jame Madison (2/7/07)
- Has dished out five or more assists in a game on five occasions
- Named CAA Rookie of the Week on two occasions (Nov. 13 and Jan. 8)
- Connected on a career-high tying four 3-point field goals, scoring 13 points and pulling down a team-high eight rebounds vs. Northeastern (1/6/07)
- Tallied 10 points to go along with four assists in his first career CAA road game at George Mason (1/3/07)
- After missing three games with an injury returned to the floor, coming off the bench to lead W&M with 18 points, including four 3-point field goals against Towson (12/5/06)
- Led the Tribe in points (18), rebounds (9), assists (7), steals (4) and minutes played (38) at Kansas State (11/11/06)
- Turned in an impressive performance in the Tribe's exhibition victory over Barton College with 14 points on 5-of-7 shooting to go along with team-highs in assists (7), rebounds (8) and steals (8)
- His eight steals would have established a Kaplan Arena and W&M school-record
- Father, Jeff Schneider, played basketball at Virginia Tech and was drafted by the Houston Rockets in the fifth round of the 1982 NBA Draft

SCHNEIDER'S 2006-07 GAME-BY-GAME STATISTICS

Date	Opp	Min	FG-A	Pct	3FG-A	Pct	FT-A	Pct	O-D	Tot	PF	A	TO	B	S	Pts
N11	• at Kansas St.	38	5-14	.357	3-9	.333	5-7	.714	1-8	9	4	7	5	0	4	18
N20	• Wagner	25	2-3	.667	1-2	.500	3-4	.750	0-2	2	3	6	1	0	1	8
N25	• at Holy Cross	29	1-7	.143	0-2	.000	2-4	.500	0-1	1	4	1	1	0	3	4
N28	at Navy															DNP
D1	Jacksonville St.															DNP
D2	Cornell															DNP
D5	Towson	28	5-9	.556	4-8	.500	2-3	.667	0-2	2	3	2	1	0	1	18
D8	• North Florida	31	2-5	.400	2-4	.500	4-4	1.000	1-2	3	1	5	2	0	2	10
D22	• UMBC	34	3-8	.375	3-6	.500	2-2	1.000	0-1	1	1	2	1	0	0	11
D28	• Hampton	29	1-5	.200	1-5	.200	3-6	.500	0-3	3	4	3	3	0	0	6
D31	• Richmond	32	3-7	.429	3-7	.429	0-1	.000	0-3	3	2	0	4	0	2	9
J3	• at GMU	36	3-8	.375	2-6	.333	2-2	1.000	1-1	2	3	4	3	0	1	10
J6	• Northeastern	31	4-9	.444	4-8	.500	1-2	.500	3-5	8	2	2	0	0	1	13
J8	• at Georgia St.	33	3-9	.333	1-6	.167	0-2	.000	1-5	6	2	4	2	0	2	7
J10	• VCU	35	3-7	.429	2-6	.333	2-5	.400	2-2	4	4	3	3	0	0	10
J13	• at Delaware	33	2-8	.250	1-5	.200	2-2	1.000	2-0	2	4	1	2	0	0	7
J17	• GMU	35	3-7	.429	2-5	.400	3-3	1.000	1-6	7	2	2	2	0	0	11
J20	• at Hofstra	32	0-7	.000	0-5	.000	6-7	.857	1-3	4	3	4	2	0	0	6
J24	• at ODU	27	3-7	.429	3-7	.429	0-0	.000	0-2	2	3	1	1	0	0	9
J27	• Georgia State	32	3-10	.300	2-8	.250	1-2	.500	0-4	4	0	5	1	0	1	9
J29	• at VCU	27	2-7	.286	1-4	.250	0-0	.000	2-0	2	3	1	3	0	2	5
J31	• JMU	30	1-6	.143	0-5	.000	0-0	.000	0-2	2	0	6	1	0	2	2
F3	• UNCW	26	0-7	.000	0-6	.000	1-2	.500	1-1	2	2	1	0	0	0	1
F7	• at JMU	32	3-6	.500	2-5	.400	3-7	.429	0-4	4	3	2	2	0	1	11
F10	• at UNCW	33	3-9	.333	1-5	.200	0-0	.000	1-4	5	1	3	1	0	0	7
F14	• Drexel	30	1-5	.200	0-2	.000	5-6	.833	1-4	5	2	0	3	0	1	7
F17	• at Fairfield	15	0-2	.000	0-2	.000	0-0	.000	0-1	1	3	0	1	0	0	0
F21	at Drexel															DNP
F24	ODU															DNP

• Games started

SCHNEIDER'S CAREER STATISTICS

Season	G-GS	Min-Avg	FG-A	Pct	3FG-A	Pct	FT-A	Pct	OR-DR	Reb-Avg	PF-FO	A	TO	Blk	St	Pts-Avg
2006-07	24-23	733-30.5	56-172	.326	38-130	.292	49-73	.672	18-66	84-3.5	59-0	65	45	0	24	199-8.3
Career	24-23	733-30.5	56-172	.326	38-130	.292	49-73	.671	18-66	84-3.5	59-0	65	45	0	24	199-8.3

SCHNEIDER'S CAA STATISTICS

Season	G-GS	Min-Avg	FG-A	Pct	3FG-A	Pct	FT-A	Pct	OR-DR	Reb-Avg	PF-FO	A	TO	Blk	St	Pts-Avg
2006-07	16-15	500-31.3	39-121	.322	25-91	.275	29-43	.674	16-45	61-3.8	37-0	41	27	0	12	133-8.3
Career	16-15	500-31.3	39-121	.322	25-91	.275	29-43	.674	16-45	61-3.8	37-0	41	27	0	12	133-8.3

3

ADAM TRUMBOWER

Sr. - G - 6-3 - 190 (Roanoke, Va./Cave Spring)

- Led the Tribe for the third time with three assists at JMU (2/7/07)
- Started his third game of the year and finished with eight points, three rebounds, two assists and three steals against Georgia State (1/27/07)
- Knocked down a career-high two 3-point field goals against Georgia State and at Old Dominion (1/24/07)
- In first start of the season vs. Cornell (12/2/06), had seven points and a career-high tying five assists
- Led the Tribe in points with a career-high 12 against Navy (11/28/06)
- Finished 8-of-9 from the free throw line, while also leading the Tribe in rebounds (6) and assists (4) against the Midshipmen
- Team Co-Captain with senior Adam Payton
- Earned scholarship for his senior season after playing his first three years at W&M as a walk on
- Tallied four points in the Tribe's season-opening win over Maine (11/18/05)
- Registered steals against Delaware (2/15/06), Georgia State (2/4/06) and at VCU (1/19/06)
- Became the first walk on to start a game since 1996-97
- Tallied a then career-high eight points and seven rebounds off the bench at Radford (11/24/03)
- Set a career high with five assists in start at Delaware (1/21/04)
- Played 25 minutes with six points, three rebounds and two assists against Liberty (11/23/03) in his first career game.

SINGLE-GAME HIGHS

POINTS
Season 12 at Navy (11/28/06)
Career 12 at Navy (11/28/06)

FIELD GOALS
Season 2, five times, most recently vs. Georgia State (1/27/07)
Career 3 vs. Campbell (12/30/03)
3 at Radford (11/24/03)

FIELD GOAL ATTEMPTS
Season 4 vs. Cornell (12/2/06)
4 at Navy (11/28/06)
Career 7 vs. Campbell (12/30/03)
7 at Radford (11/24/03)

3-POINT FIELD GOALS
Season 2 vs. Georgia State (1/27/07)
2 at Old Dominion (1/24/07)
Career 2, five times, most recently vs. Georgia State (1/27/07)

3-POINT FIELD GOAL ATTEMPTS
Season 3 at Old Dominion (1/24/07)
3 vs. Cornell (12/2/06)
Career 6 at Radford (11/24/03)

FREE THROWS
Season 8 at Navy (11/28/06)
Career 8 at Navy (11/28/06)

FREE THROW ATTEMPTS
Season 9 at Navy (11/28/06)
Career 9 at Navy (11/28/06)

REBOUNDS
Season 6 at Navy (11/28/06)
Career 7 at Radford (11/24/03)

ASSISTS
Season 5 vs. Cornell (12/2/06)
5 vs. Cornell (12/2/06)
5 at Delaware (1/21/04)

STEALS
Season 3 vs. Georgia State (1/27/07)
3 vs. North Florida (12/8/06)
Career 3 vs. Georgia State (1/27/07)
3 vs. North Florida (12/8/06)

BLOCKED SHOTS
Season None
Career 1 vs. Drexel (2/2/05)
1 at Towson (1/14/04)

MINUTES
Season 27 vs. Cornell (12/2/06)
Career 36 at Delaware (1/21/04)

TRUMBOWER'S 2006-07 GAME-BY-GAME STATISTICS

Date	Opp	Min	FG-A	Pct	3FG-A	Pct	FT-A	Pct	O-D	Tot	PF	A	TO	B	S	Pts
N11	at Kansas St.	2	0-0	.000	0-0	.000	0-0	.000	0-1	1	0	0	1	0	0	0
N20	Wagner	16	1-2	.500	0-1	.000	0-0	.000	0-1	1	2	1	1	0	0	2
N25	at Holy Cross	4	0-0	.000	0-0	.000	0-0	.000	0-1	1	1	1	0	0	0	0
N28	at Navy	25	2-4	.500	0-2	.000	8-9	.889	2-4	6	3	4	1	0	0	12
D1	Jacksonville St.	20	0-2	.000	0-1	.000	2-2	1.000	1-4	5	2	1	1	0	1	2
D2	* Cornell	27	2-4	.500	1-3	.333	2-2	1.000	0-2	2	3	5	1	0	0	7
D5	* Towson	20	0-2	.000	0-1	.000	2-2	1.000	1-3	4	2	3	1	0	0	2
D8	North Florida	15	1-3	.333	0-1	.000	0-0	.000	1-2	3	2	2	1	0	3	2
D22	UMBC	9	2-2	1.000	0-0	.000	2-2	1.000	0-0	0	0	0	1	0	0	6
D28	Hampton	11	0-1	.000	0-1	.000	1-2	.500	1-1	2	2	1	4	0	0	1
D31	Richmond	8	0-0	.000	0-0	.000	0-0	.000	0-0	0	1	1	1	0	0	0
J3	at GMU	4	0-0	.000	0-0	.000	0-0	.000	0-0	0	1	0	0	0	0	0
J6	Northeastern	9	0-1	.000	0-0	.000	0-0	.000	0-1	1	1	1	0	0	0	0
J8	at Georgia St.	9	0-1	.000	0-1	.000	0-0	.000	0-1	1	0	0	0	0	0	0
J10	VCU	1	0-0	.000	0-0	.000	0-0	.000	0-0	0	0	0	1	0	0	0
J13	at Delaware	12	0-1	.000	0-1	.000	0-0	.000	0-0	1	0	0	0	0	0	0
J17	GMU	7	0-0	.000	0-0	.000	0-0	.000	0-1	1	0	1	0	0	0	0
J20	at Hofstra	7	0-1	.000	0-0	.000	0-0	.000	0-1	1	1	0	0	0	0	0
J24	at ODU	14	2-3	.667	2-3	.667	0-0	.000	1-0	1	0	0	1	0	0	6
J27	* Georgia State	19	2-2	1.000	2-2	1.000	2-2	1.000	1-2	3	1	2	0	0	3	8
J29	* at VCU	13	0-3	.000	0-1	.000	0-0	.000	1-2	3	1	0	0	0	0	0
J31	JMU	12	1-2	.500	0-1	.000	0-0	.000	0-0	0	0	2	0	0	0	2
F3	UNCW	9	0-1	.000	0-1	.000	0-0	.000	0-0	0	2	1	0	0	1	0
F7	at JMU	11	1-2	.500	1-1	1.000	0-2	.000	1-2	3	2	3	2	0	0	3
F10	at UNCW	8	0-0	.000	0-0	.000	2-2	1.000	1-1	2	0	0	0	0	0	2
F14	Drexel	13	0-0	.000	0-0	.000	0-0	.000	1-0	1	0	0	0	0	0	0
F17	at Fairfield	21	1-2	.500	0-1	.000	0-0	.000	0-2	2	2	3	1	0	0	2
F21	* at Drexel	22	0-3	.000	0-3	.000	0-0	.000	0-2	2	2	2	2	0	1	0
F24	ODU															

* Games started

TRUMBOWER'S CAREER STATISTICS

Season	G-GS	Min-Avg	FG-A	Pct	3FG-A	Pct	FT-A	Pct	OR-DR	Reb-Avg	PF-FO	A	TO	Blk	St	Pts-Avg
2003-04	28-2	482-17.2	19-74	.257	9-55	.164	16-24	.667	14-28	42-1.5	32-0	36	28	1	5	63-2.3
2004-05	15-1	90-6.0	6-18	.333	3-10	.300	11-11	1.000	4-10	14-0.9	5-0	6	7	1	3	26-1.7
2005-06	21-0	106-5.0	2-18	.111	1-9	.111	7-9	.778	2-5	7-0.3	13-0	5	8	0	3	12-0.6
2006-07	28-5	348-12.4	15-42	.357	6-24	.250	21-25	.840	12-34	45-1.6	32-0	34	19	0	9	55-2.0
Career	92-8	1026-11.2	42-150	.280	19-98	.194	55-69	.797	32-77	108-1.2	81-0	81	62	2	20	156-1.7

TRUMBOWER'S CAA STATISTICS

Season	G-GS	Min-Avg	FG-A	Pct	3FG-A	Pct	FT-A	Pct	OR-DR	Reb-Avg	PF-FO	A	TO	Blk	St	Pts-Avg
2003-04	18-2	278-15.4	6-35	.171	3-26	.115	7-11	.636	7-8	15-0.8	22-0	22	16	1	3	22-1.2
2004-05	8-1	58-7.3	4-10	.400	1-4	.250	8-8	1.000	2-5	7-0.9	4-0	4	4	1	1	17-2.1
2005-06	15-0	87-5.8	1-12	.083	1-7	.143	5-7	.714	1-5	6-0.4	9-0	5	7	0	3	8-0.5
2006-07	17-4	190-11.2	6-22	.273	5-14	.357	6-8	.750	1-16	22-1.3	14-0	15	6	0	5	23-1.4
Career	58-7	613-10.6	17-79	.215	10-51	.196	26-34	.765	17-34	50-0.9	47-0	46	34	2	12	61-1.1

SINGLE-GAME HIGHS

POINTS
 Season 16 at Delaware (1/13/07)
 Career 16 at Delaware (1/13/07)

FIELD GOALS
 Season 5 at Delaware (1/13/07)
 Career 5 at Delaware (1/13/07)

FIELD GOAL ATTEMPTS
 Season 9 at Delaware (1/13/07)
 Career 9 at Delaware (1/13/07)

3-POINT FIELD GOALS
 Season 1 at Hofstra (1/20/07)
 1 at Georgia State (1/8/07)
 Career 1 at Hofstra (1/20/07)
 1 at Georgia State (1/8/07)

3-POINT FIELD GOAL ATTEMPTS
 Season 2 at Hofstra (1/20/07)
 Career 2 at Hofstra (1/20/07)

FREE THROWS
 Season 6 at Delaware (1/13/07)
 Career 6 at Delaware (1/13/07)

FREE THROW ATTEMPTS
 Season 6, two times, most recently vs. Drexel (2/14/07)
 Career 6, three times, most recently vs. Drexel (2/14/07)

REBOUNDS
 Season 9 at Delaware (1/13/07)
 Career 9 at Delaware (1/13/07)

ASSISTS
 Season 1, nine times, most recently at Drexel (2/21/07)
 Career 1, 13 times, most recently at Drexel (2/21/07)

STEALS
 Season 2 at Navy (11/28/06)
 Career 2 at Navy (11/28/06)
 2 at Towson (12/3/05)

BLOCKED SHOTS
 Season 3 vs. Drexel (2/14/07)
 Career 3, two times, most recently vs. Drexel (2/14/07)

MINUTES
 Season 24 at Delaware (1/13/07)
 Career 24 at Delaware (1/13/07)

4

ALEX SMITH

So. - F - 6-5 - 250 (Greenville, S.C./Oak Hill Academy (Va.))

- Scored seven or more points off the Tribe bench in 11 games
- Led the Tribe bench in scoring on 12 occasions and is the leading scorer off the bench averaging 5.4 points per game
- Despite only starting two game, has led the Tribe in rebounding on a team-high seven different occasions
- Scored nine points and pulled down a team-high six rebounds at Drexel (2/21/07)
- Pulled down five rebounds and notched a career-high three block shots against Drexel (2/14/07)
- Hit his second 3-pointer of the season at Hofstra on his way to eight points and a team-high six rebounds
- Turned a career effort at Delaware (1/13/07) with 16 points on 5-of-9 from the field and 6-of-6 from the free throw line, including a team-high nine rebounds
- Scored 12 points and pulled down a team high five rebounds in 23 minutes vs. VCU (1/10/07)
- Connected on first career 3-pointer at Georgia State (1/8/07)
- Came off the bench and scored 11 points on 4-of-5 shooting from the field to go along with four rebounds in the Tribe's win at George Mason (1/3/07)
- Had a trio of 3-point plays on the block vs. the Patriots
- Played for national power Oak Hill Academy in 2004-05, which ended the season ranked No. 1 in the nation in the *USA Today* Super 25 Boys' Basketball Rankings and finished the season with a record of 34-2

SMITH'S 2006-07 GAME-BY-GAME STATISTICS

Date	Opp	Min	FG-A	Pct	3FG-A	Pct	FT-A	Pct	O-D	Tot	PF	A	TO	B	S	Pts
N11	at Kansas St.	13	1-4	.250	0-0	.000	0-0	.000	1-2	3	2	0	0	0	0	2
N20	Wagner	12	1-4	.250	0-0	.000	0-1	.000	1-4	5	3	0	0	1	0	2
N25	at Holy Cross	11	1-2	.500	0-0	.000	1-1	1.000	0-2	2	5	0	1	1	0	3
N28	at Navy	19	4-6	.667	0-1	.000	1-4	.250	2-2	4	2	1	2	0	2	9
D1	* Jacksonville St.	17	1-3	.333	0-0	.000	0-0	.000	2-1	3	0	0	2	0	0	2
D2	Cornell	16	3-6	.500	0-0	.000	0-2	.000	1-1	2	1	0	2	0	1	6
D5	* Towson	10	0-1	.000	0-0	.000	0-0	.000	0-2	2	0	0	0	0	0	0
D8	North Florida	9	1-2	.500	0-0	.000	1-2	.500	1-0	1	1	0	0	0	0	3
D22	UMBC	15	4-8	.500	0-0	.000	1-1	1.000	1-4	5	2	0	2	0	0	9
D28	Hampton	21	4-7	.571	0-1	.000	0-0	.000	1-2	3	3	1	1	2	0	8
D31	Richmond	20	4-5	.800	0-0	.000	4-5	.800	2-2	4	3	0	2	0	1	12
J3	at GMU	14	4-5	.800	0-0	.000	3-3	1.000	1-3	4	1	1	1	0	0	11
J6	Northwestern	15	1-2	.500	0-0	.000	2-2	1.000	0-1	1	3	1	1	0	0	4
J8	at Georgia St.	11	3-3	1.000	1-1	1.000	0-0	.000	0-1	1	4	0	2	0	0	7
J10	VCU	23	4-5	.800	0-0	.000	4-5	.800	3-2	5	3	0	2	0	0	12
J13	at Delaware	24	5-9	.556	0-1	.000	6-6	1.000	7-2	9	3	0	1	0	0	16
J17	GMU	2	0-0	.000	0-0	.000	0-0	.000	0-0	0	2	0	1	0	0	0
J20	at Hofstra	17	3-6	.500	1-2	.500	1-1	1.000	3-3	6	1	1	3	0	0	8
J24	at ODU	11	0-1	.000	0-0	.000	1-2	.500	0-3	3	0	0	1	0	0	1
J27	Georgia State	12	1-1	1.000	0-0	.000	1-2	.500	2-1	3	1	1	1	0	0	3
J29	at VCU	11	3-6	.500	0-0	.000	0-0	.000	2-1	3	0	0	0	0	0	6
J31	JMU	19	0-3	.000	0-0	.000	2-4	.500	4-2	6	2	1	0	0	1	2
F3	* UNCW	19	1-2	.500	0-0	.000	0-0	.000	3-1	4	3	0	0	0	1	2
F7	at JMU	7	1-2	.500	0-1	.000	0-0	.000	1-0	1	3	0	2	0	0	2
F10	at UNCW	15	3-4	.750	0-0	.000	1-1	1.000	1-2	3	3	0	3	0	0	7
F14	Drexel	15	0-2	.000	0-0	.000	3-6	.500	3-2	5	2	1	2	3	1	3
F17	at Fairfield	13	1-2	.500	0-0	.000	0-0	.000	0-2	2	4	0	2	1	0	2
F21	at Drexel	21	3-8	.375	0-1	.000	3-3	1.000	3-3	6	1	1	0	0	0	9
F24	ODU															

* Games started

SMITH'S CAREER STATISTICS

Season	G-GS	Min-Avg	FG-A	Pct	3FG-A	Pct	FT-A	Pct	OR-DR	Reb-Avg	PF-FO	A	TO	Blk	St	Pts-Avg
2005-06	27-3	252-9.3	23-51	.451	0-1	.000	23-35	.657	16-40	56-2.1	25-1	4	21	6	5	69-2.6
2006-07	28-3	412-14.7	57-109	.523	2-8	.250	35-51	.686	45-51	96-3.4	58-1	9	32	8	7	151-5.4
Career	55-6	664-12.1	80-160	.500	2-9	.222	58-86	.674	61-91	152-2.7	83-2	13	53	14	12	220-4.0

SMITH'S CAA STATISTICS

Season	G-GS	Min-Avg	FG-A	Pct	3FG-A	Pct	FT-A	Pct	OR-DR	Reb-Avg	PF-FO	A	TO	Blk	St	Pts-Avg
2005-06	17-1	160-9.4	14-29	.483	0-1	.000	13-20	.650	10-27	37-2.2	17-1	2	11	2	3	41-2.4
2006-07	17-2	246-14.5	32-60	.533	2-6	.333	27-35	.771	33-29	62-3.6	32-0	7	20	3	3	93-5.5
Career	34-3	406-11.9	46-89	.517	2-7	.286	40-55	.727	43-56	99-2.9	49-1	9	31	5	6	134-3.9

11

NATHAN MANN

Jr. - G - 6-2 - 190 (Overland Park, Kan./St. Thomas Aquinas)

- Over his last 11 games is shooting 41.7 percent (30-of-72) from 3-point range
- Averaging 13.9 points over the Tribe's last seven games
- Scored 12 points, including three 3-point field goals against Drexel (2/14/07)
- Equaled his career high with 25 points on 9-of-14 shooting at UNCW (2/10/07), including 18 second-half points
- Knocked down the eventual game-winning jumper with 2:08 at UNCW
- Led W&M in scoring with a season-high 21 points on 8-of-11 shooting, including 5-of-6 from 3-point range against James Madison (1/31/07)
- The five 3-point field goals tied a career-high, marking the fifth time in his career he has connected on five treys in a game
- Has knocked down four, or more, 3-pointers on 12 occasions
- Shooting 51.9 percent (14-of-27) from 3-point range over the last six games
- Scored 11 of his team-high 14 points in the first half of the Tribe's win at George Mason (1/3/07), hitting on four 3-pointers for the second time this season
- Led W&M with 13 points and a career-high nine rebounds in the victory over North Florida (12/8/06)
- Notched his second career 20-plus point game with a season-high 21 at Georgia State (1/14/06), including five 3-point field goals
- Scored career-high 25 points, shooting 10-of-19 from the floor and 5-of-11 from the 3-point line in 41 minutes in double-overtime game against George Mason (2/12/05)

SINGLE-GAME HIGHS

POINTS
 Season 25 at UNC Wilmington (2/10/07)
 Career 25 at UNC Wilmington (2/10/07)
 25 vs. George Mason (2/12/05)

FIELD GOALS
 Season 9 at UNC Wilmington (2/10/07)
 Career 10 vs. George Mason (2/12/05)

FIELD GOAL ATTEMPTS
 Season 14 at UNC Wilmington (2/10/07)
 Career 19 vs. George Mason (2/12/05)

3-POINT FIELD GOALS
 Season 5 vs. James Madison (1/31/07)
 Career 5, five times, most recently
 vs. James Madison (1/31/07)

3-POINT FIELD GOAL ATTEMPTS
 Season 11 vs. UNC Wilmington (2/3/07)
 Career 11 vs. UNC Wilmington (2/3/07)
 11 vs. George Mason (2/12/05)

FREE THROWS
 Season 4 vs. North Florida (12/8/06)
 4 vs. Towson (12/5/06)
 Career 4, six times, most recently
 vs. North Florida (12/8/06)

FREE THROW ATTEMPTS
 Season 4 vs. North Florida (12/8/06)
 4 vs. Towson (12/5/06)
 Career 6 vs. Hampton (12/30/04)

REBOUNDS
 Season 9 vs. North Florida (12/8/06)
 Career 9 vs. North Florida (12/8/06)

ASSISTS
 Season 4, four times, most recently
 at Hofstra (1/20/07)
 Career 6 vs. Towson (1/26/05)

STEALS
 Season 2, four times, most recently
 at Fairfield (2/17/07)
 Career 5 vs. Maine (11/18/05)
 5 vs. Longwood (12/1/04)

BLOCKED SHOTS
 Season 1 vs. Northeastern (1/6/07)
 1 vs. Wagner (11/20/06)
 Career 1, five times, most recently
 vs. Northeastern (1/6/07)

MINUTES
 Season 33 vs. James Madison (1/31/07)
 33 vs. VCU (1/10/07)
 Career 41 vs. George Mason (2/12/05)

MANN'S 2006-07 GAME-BY-GAME STATISTICS

Date	Opp	Min	FG-A	Pct	3FG-A	Pct	FT-A	Pct	O-D	Tot	PF	A	TO	B	S	Pts
N11	• at Kansas St.	20	2-6	.333	1-5	.200	0-0	.000	1-0	1	5	1	1	0	1	5
N20	• Wagner	23	0-6	.000	0-3	.000	0-0	.000	0-3	3	0	1	0	1	1	0
N25	• at Holy Cross	27	5-9	.556	2-5	.400	0-1	.000	0-6	6	3	4	0	0	0	12
N28	• at Navy	26	1-6	.167	1-6	.167	0-0	.000	0-2	2	2	3	2	0	0	3
D1	• Jacksonville St.	28	4-8	.500	0-3	.000	0-0	.000	0-5	5	2	2	4	0	1	8
D2	Cornell	29	5-13	.385	4-10	.400	1-2	.500	0-4	4	2	1	0	0	0	15
D5	• Towson	24	1-8	.125	0-6	.000	4-4	1.000	0-0	0	1	2	0	0	0	6
D8	• North Florida	29	4-11	.364	1-6	.167	4-4	1.000	1-8	9	2	3	1	0	0	13
D22	• UMBC	26	1-4	.250	0-2	.000	3-3	1.000	0-0	0	1	2	2	0	0	5
D28	• Hampton	30	4-8	.500	2-5	.400	2-2	1.000	2-1	3	2	1	3	0	1	12
D31	• Richmond	32	1-8	.125	0-2	.000	1-2	.500	1-7	8	1	4	1	0	0	3
J3	• at GMU	32	5-11	.455	4-9	.444	0-1	.000	0-0	0	1	1	1	0	0	14
J6	• Northeastern	29	1-6	.167	0-3	.000	0-0	.000	1-4	5	0	1	4	1	2	2
J8	• at Georgia St.	29	3-9	.333	1-6	.167	0-0	.000	1-5	6	0	4	1	0	1	7
J10	• VCU	33	4-7	.571	3-4	.750	3-3	1.000	1-4	5	4	2	2	0	1	14
J13	• at Delaware	25	1-8	.125	0-6	.000	0-0	.000	0-3	3	2	2	1	0	1	2
J17	• CMU	32	5-7	.714	3-5	.600	0-0	.000	0-4	4	2	1	0	0	1	13
J20	• at Hofstra	28	3-10	.300	3-8	.375	0-0	.000	0-0	0	5	4	2	0	0	9
J24	• at ODU	23	0-5	.000	0-2	.000	0-0	.000	0-3	3	0	3	1	0	0	0
J27	Georgia State	21	2-5	.400	1-4	.250	0-0	.000	1-0	1	2	1	1	0	1	5
J29	at VCU	27	2-2	1.000	2-2	1.000	0-0	.000	0-1	1	2	2	4	0	0	6
J31	• JMU	33	8-11	.727	5-6	.833	0-0	.000	0-2	2	1	2	2	0	0	21
F3	• UNCW	29	3-11	.273	3-11	.273	3-3	1.000	0-2	2	4	2	0	0	1	12
F7	• at JMU	31	5-11	.455	3-8	.375	1-2	.500	1-5	6	0	3	1	0	2	14
F10	• at UNCW	31	9-14	.643	4-8	.500	3-3	1.000	0-4	4	1	2	3	0	1	25
F14	• Drexel	29	4-7	.571	3-5	.600	1-2	.500	0-4	4	1	0	2	0	0	12
F17	• at Fairfield	23	2-8	.250	1-6	.167	0-0	.000	1-3	4	2	2	1	0	2	5
F21	• at Drexel	30	3-9	.333	2-7	.286	0-1	.000	0-6	6	1	3	2	0	0	8
F24	ODU															

* Games started

MANN'S CAREER STATISTICS

Season	G-GS	Min-Avg	FG-A	Pct	3FG-A	Pct	FT-A	Pct	OR-DR	Reb-Avg	PF-FO	A	TO	Blk	St	Pts-Avg
2004-05	29-18	696-24.0	82-226	.363	37-121	.306	25-36	.694	10-58	68-2.3	37-0	76	67	3	25	226-7.8
2005-06	28-7	611-21.8	72-196	.367	51-124	.411	23-30	.767	7-56	63-2.3	46-0	46	31	0	21	218-7.8
2006-07	28-25	781-27.9	88-228	.386	49-153	.320	26-33	.788	10-87	97-3.5	49-2	59	42	2	19	251-9.0
Career	85-60	2086-24.5	242-650	.372	137-398	.344	74-99	.747	27-201	228-2.7	133-2	181	140	5	65	695-8.2

MANN'S CAA STATISTICS

Season	G-GS	Min-Avg	FG-A	Pct	3FG-A	Pct	FT-A	Pct	OR-DR	Reb-Avg	PF-FO	A	TO	Blk	St	Pts-Avg
2004-05	18-11	460-25.6	54-150	.360	21-77	.273	16-22	.727	7-36	43-2.4	25-0	47	33	2	13	145-8.1
2005-06	18-3	365-20.3	45-124	.363	34-81	.420	16-22	.727	4-29	33-1.8	26-0	26	18	0	8	140-7.8
2006-07	17-15	486-28.6	59-141	.418	37-100	.370	15-19	.789	5-47	52-3.1	27-1	35	27	1	13	170-10.0
Career	53-29	1290-24.3	158-415	.381	92-258	.357	47-63	.746	16-112	128-2.4	78-1	109	78	3	34	455-8.6

12

MARCUS BARNETT

Jr. - G - 6-2 - 195 (Hampton, Va./Phoebus)

SINGLE-GAME HIGHS

POINTS

Season	None
Career	None

FIELD GOALS

Season	None
Career	None

FIELD GOAL ATTEMPTS

Season	1 at James Madison (2/7/07)
Career	1 at James Madison (2/7/07)

3-POINT FIELD GOALS

Season	None
Career	None

3-POINT FIELD GOAL ATTEMPTS

Season	None
Career	None

FREE THROWS

Season	None
Career	None

FREE THROW ATTEMPTS

Season	1 vs. Wagner (11/20/06)
Career	1 vs. Wagner (11/20/06)

REBOUNDS

Season	1 vs. Wagner (11/20/06)
Career	1 vs. Wagner (11/20/06)

ASSISTS

Season	None
Career	None

STEALS

Season	None
Career	None

BLOCKED SHOTS

Season	1 vs. Wagner (11/20/06)
Career	1 vs. Wagner (11/20/06)

MINUTES

Season	2 vs. Wagner (11/20/06)
Career	2 vs. Wagner (11/20/06)

- Saw the first action of his W&M career against Wagner (11/20/06) and finished with a rebound and a blocked shot
- Joined the Tribe as a walk-on prior to the 2006-07 season
- A three-year letterwinner as a point and shooting guard at Phoebus
- A 2004 Basketball Zooms Scholar-Athlete Award winner
- Was the Phoebus team captain in 2003-04
- Lived and grew up in Italy

BARNETT'S 2006-07 GAME-BY-GAME STATISTICS

Date	Opp	Min	FG-A	Pct	3FG-A	Pct	FT-A	Pct	O-D	Tot	PF	A	TO	B	S	Pts
N11	at Kansas St.						DNP									
N20	Wagner	2	0-0	.000	0-0	.000	0-1	.000	0-1	1	1	0	0	1	0	0
N25	at Holy Cross						DNP									
N28	at Navy						DNP									
D1	Jacksonville St.						DNP									
D2	Cornell						DNP									
D5	Towson						DNP									
D8	North Florida	1	0-0	.000	0-0	.000	0-0	.000	0-0	0	0	0	0	0	0	0
D22	UMBC						DNP									
D28	Hampton						DNP									
D31	Richmond						DNP									
J3	at GMU						DNP									
J6	Northeastern						DNP									
J8	at Georgia St.	0+	0-0	.000	0-0	.000	0-0	.000	0-0	0	0	0	1	0	0	0
J10	VCU						DNP									
J13	at Delaware						DNP									
J17	GMU						DNP									
J20	at Hofstra						DNP									
J24	at ODU						DNP									
J27	Georgia State	1	0-0	.000	0-0	.000	0-0	.000	0-0	0	0	0	1	0	0	0
J29	at VCU						DNP									
J31	JMU						DNP									
F3	UNCW						DNP									
F7	at JMU	1	0-1	.000	0-0	.000	0-0	.000	0-0	0	0	0	0	0	0	0
F10	at UNCW						DNP									
F14	Drexel						DNP									
F17	at Fairfield						DNP									
F21	at Drexel						DNP									
F24	ODU						DNP									

• Games started

BARNETT'S CAREER STATISTICS

Season	G-GS	Min-Avg	FG-A	Pct	3FG-A	Pct	FT-A	Pct	OR-DR	Reb-Avg	PF-FO	A	TO	Blk	St	Pts-Avg
2006-07	5-0	5-1.0	0-1	.000	0-0	.000	0-1	.000	0-1	1-0.2	1-0	0	2	1	0	0-0.0
Career	5-0	5-1.0	0-1	.000	0-0	.000	0-1	.000	0-1	1-0.2	1-0	0	2	1	0	0-0.0

BARNETT'S CAA STATISTICS

Season	G-GS	Min-Avg	FG-A	Pct	3FG-A	Pct	FT-A	Pct	OR-DR	Reb-Avg	PF-FO	A	TO	Blk	St	Pts-Avg
2006-07	3-0	2-0.7	0-1	.000	0-0	.000	0-0	.000	0-0	0-0.0	0-0	0	2	0	0	0-0.0
Career	3-0	2-0.7	0-1	.000	0-0	.000	0-0	.000	0-0	0-0.0	0-0	0	2	0	0	0-0.0

13

LAIMISKISIELIUS

Jr. - F - 6-8 - 210 (Vilnius, Lithuania/Miller School (Va.))

- His 41.5 percent (34-of-82) from 3-point range ranks fifth in W&M history
- Has led W&M in scoring on 10 occasions, in rebounding on seven occasions and in assists on eight occasions
- Led the Tribe to a 60-47 win over Drexel with team-highs in 17 points and eight rebounds
- Missed Tribe's game against UNC Wilmington (2/3/07) because of injury, but returned to the starting line up at James Madison (2/7/07)
- Scored a season-high 22 points on 8-of-17 from the field at VCU (1/29/07)
- Equalled a career-high with five assists to go along with a team-high 17 points vs. Georgia State (1/27/07)
- Tallied a team-high 17 points on 7-of-11 shooting against George Mason (1/16/07)
- Had an all-around game at George Mason (1/3/07), equalling a season-high with eight rebounds and tying a career-high with five assists
- Led W&M for the fourth time on the year with 19 points, including a career-high tying two block shots in a win over UMBC (12/22/06)
- Posted back-to-back 20-point games vs. Cornell (12/2/06) and Jacksonville State (12/1/06) to earn W&M Tip-Off Classic All-Tournament team honors
- Played for Lithuania in the Global Games over the summer and helped his squad to a silver medal in the tournament
- CAA All-Rookie selection in 2004-05
- Tallied a career-high 23 points, along with five assists, at UNCW (2/9/04)

KISIELIUS' 2006-07 GAME-BY-GAME STATISTICS

Date	Opp	Min	FG-A	Pct	3FG-A	Pct	FT-A	Pct	O-D	Tot	PF	A	TO	B	S	Pts
N11	at Kansas St.	35	5-7	.714	3-3	1.000	3-4	.750	1-1	2	3	2	3	0	1	16
N20	• Wagner	28	8-12	.667	2-4	.500	0-1	.000	0-2	2	4	1	3	0	3	18
N25	• at Holy Cross	30	4-10	.400	2-4	.500	0-0	.000	1-2	3	1	1	5	1	0	10
N28	• at Navy	26	2-3	.667	0-0	.000	4-5	.800	0-4	4	1	0	3	0	1	8
D1	• Jacksonville St.	31	5-6	.833	1-2	.500	9-12	.750	3-3	6	0	1	6	0	1	20
D2	Cornell	35	7-12	.583	3-6	.500	4-4	1.000	3-3	6	2	4	1	0	1	21
D5	• Towson	29	0-6	.000	0-3	.000	0-0	.000	0-0	0	0	4	1	0	0	0
D8	• North Florida	30	2-5	.400	0-2	.000	1-2	.500	2-0	2	1	3	1	2	1	5
D22	• UMBC	34	5-7	.714	2-3	.667	7-8	.875	2-1	3	1	2	2	2	1	19
D28	• Hampton	31	4-5	.800	2-2	1.000	8-12	.667	0-1	1	3	3	3	0	1	18
D31	• Richmond	30	4-6	.667	1-3	.333	2-4	.500	3-5	8	1	3	2	2	0	11
J3	• at GMU	29	2-7	.286	0-1	.000	5-6	.833	4-4	8	2	5	4	0	1	9
J6	• Northeastern	28	3-9	.333	1-5	.200	2-4	.500	1-1	2	2	2	2	1	1	9
J8	• at Georgia St.	26	4-9	.444	3-4	.750	1-2	.500	1-2	3	3	1	2	0	1	12
J10	• VCU	27	1-10	.100	1-6	.167	4-4	1.000	0-2	2	4	2	1	0	0	7
J13	• at Delaware	23	0-4	.000	0-1	.000	2-2	1.000	2-5	7	3	3	3	0	0	2
J17	• GMU	35	7-11	.636	3-5	.600	0-0	.000	2-4	6	5	4	1	0	0	17
J20	• at Hofstra	32	7-13	.538	1-2	.500	0-1	.000	1-5	6	4	2	1	0	1	15
J24	• at ODU	17	1-4	.250	1-3	.333	1-2	.500	0-1	1	3	3	4	0	0	4
J27	• Georgia State	31	7-11	.636	2-5	.400	1-2	.500	1-1	2	0	5	2	1	0	17
J29	• at VCU	31	8-17	.471	2-5	.400	4-4	1.000	1-3	4	2	3	4	0	0	22
J31	• JMU	30	4-10	.400	2-4	.500	3-5	.600	2-2	4	2	2	2	1	1	13
F3	UNCW						DNP									
F7	• at JMU	20	1-4	.250	0-1	.000	0-0	.000	0-1	1	4	2	0	0	0	2
F10	• at UNCW	30	3-11	.273	0-3	.000	0-0	.000	1-3	4	3	1	0	0	0	6
F14	• Drexel	29	6-10	.600	1-1	1.000	4-4	1.000	2-6	8	4	2	3	0	0	17
F17	at Fairfield	24	1-5	.200	0-1	.000	0-1	.000	1-3	4	1	2	2	0	0	2
F21	at Drexel	27	2-5	.4000	1-3	.333	0-0	.000	0-3	3	1	2	4	1	0	5
F24	ODU															

* Games started

KISIELIUS' CAREER STATISTICS

Season	G-GS	Min-Avg	FG-A	Pct	3FG-A	Pct	FT-A	Pct	OR-DR	Reb-Avg	PF-FO	A	TO	Blk	St	Pts-Avg
2004-05	28-20	710-25.4	78-203	.384	19-63	.302	69-90	.767	22-65	87-3.1	55-3	53	60	4	14	244-8.7
2005-06	28-25	634-22.6	68-198	.343	12-60	.200	51-68	.750	30-67	97-3.5	53-2	41	64	1	14	199-7.1
2006-07	27-26	778-28.8	103-219	.470	34-82	.415	65-89	.730	34-68	102-3.8	60-1	65	65	11	15	305-11.3
Career	83-71	2122-25.6	249-620	.402	65-205	.317	185-247	.749	86-200	286-3.4	168-6	159	189	16	43	748-9.0

KISIELIUS' CAA STATISTICS

Season	G-GS	Min-Avg	FG-A	Pct	3FG-A	Pct	FT-A	Pct	OR-DR	Reb-Avg	PF-FO	A	TO	Blk	St	Pts-Avg
2004-05	18-14	504-28.0	57-145	.393	13-36	.361	54-69	.783	17-46	63-3.5	35-1	36	39	4	4	181-10.1
2005-06	18-15	390-21.7	40-125	.320	6-36	.167	31-40	.775	18-27	45-2.5	37-2	25	38	1	9	117-6.5
2006-07	16-16	444-27.8	56-141	.397	18-52	.346	27-36	.750	18-43	61-3.8	42-1	43	34	4	5	157-9.8
Career	52-45	1340-25.8	153-411	.372	37-124	.298	112-145	.772	53-116	169-3.3	114-4	104	111	9	18	455-8.8

SINGLE-GAME HIGHS

POINTS
 Season 22 at VCU (1/29/07)
 Career 23 at UNC Wilmington (2/9/05)

FIELD GOALS
 Season 8 at VCU (1/29/07)
 Career 8 vs. Wagner (11/20/06)
 Career 8 at VCU (1/29/07)
 Career 8 vs. Wagner (11/20/06)

FIELD GOAL ATTEMPTS
 Season 13 at Hofstra (1/20/07)
 Career 15 at UNC Wilmington (2/9/05)

3-POINT FIELD GOALS
 Season 3, four times, most recently vs. George Mason (1/16/07)
 Career 3, six times, most recently vs. George Mason (1/16/07)

3-POINT FIELD GOAL ATTEMPTS
 Season 6 vs. Cornell (12/2/06)
 Career 8 at UNC Wilmington (2/9/05)

FREE THROWS
 Season 9 vs. Jacksonville State (12/1/06)
 Career 9 vs. Jacksonville State (12/1/06)

FREE THROW ATTEMPTS
 Season 12 vs. Hampton (12/28/06)
 Career 12 vs. Jacksonville State (12/1/06)
 Career 12 vs. Hampton (12/28/06)
 Career 12 vs. Jacksonville State (12/1/06)

REBOUNDS
 Season 8, three times, most recently vs. Drexel (2/14/07)
 Career 9 at UMBC (12/17/05)

ASSISTS
 Season 5 vs. Georgia State (1/27/07)
 Career 5 at George Mason (1/3/07)
 Career 5, four times, most recently vs. Georgia State (1/27/07)

STEALS
 Season 3 vs. Wagner (11/20/06)
 Career 3 vs. Wagner (11/20/06)

BLOCKED SHOTS
 Season 2, three times, most recently vs. Richmond (12/31/06)
 Career 2, four times, most recently vs. Richmond (12/31/06)

MINUTES
 Season 35, three times, most recently vs. George Mason (1/16/07)
 Career 35, six times, most recently vs. George Mason (1/16/07)

15

PETERSTEIN

So. - F - 6-9 - 225 (Houton, Texas/Westbury Christian)

SINGLE-GAME HIGHS

POINTS

Season 17 at James Madison (2/7/07)
 Career 17 at James Madison (2/7/07)

FIELD GOALS

Season 7 at James Madison (2/7/07)
 Career 7 at James Madison (2/7/07)

FIELD GOAL ATTEMPTS

Season 10 at James Madison (2/7/07)
 Career 10 at James Madison (2/7/07)

3-POINT FIELD GOALS

Season 2 vs. Georgia State (1/27/07)
 Career 2 vs. Georgia State (1/27/07)

3-POINT FIELD GOAL ATTEMPTS

Season 2, six times, most recently vs. Drexel (2/14/07)
 Career 2, six times, most recently vs. Drexel (2/14/07)

FREE THROWS

Season 4 at Fairfield (2/17/07)
 4 vs. North Florida (12/8/06)
 Career 8 vs. James Madison (1/28/06)

FREE THROW ATTEMPTS

Season 8 vs. North Florida (12/8/06)
 Career 11 vs. James Madison (1/28/06)

REBOUNDS

Season 8 vs. Richmond (12/31/06)
 Career 8 vs. Richmond (12/31/06)

ASSISTS

Season 4, three times, most recently at Georgia State (1/8/07)
 Career 4, three times, most recently at Georgia State (1/8/07)

STEALS

Season 2, two times, most recently vs. Drexel (2/14/07)
 Career 2, four times, most recently vs. Drexel (2/14/07)

BLOCKED SHOTS

Season 2, three times, most recently vs. Drexel (2/14/07)
 Career 2, four times, most recently vs. Drexel (2/14/07)

MINUTES

Season 30 vs. Cornell (12/2/06)
 Career 30 vs. Cornell (12/2/06)

- Turned in an impressive all-around effort with four points, seven rebounds and two blocks, but provided solid post defense against Drexel (2/14/07)
- Had a career-high at James Madison (2/7/07) with 17 points on 7-of-10 shooting, including a pair of dunks in the closing minutes
- Scored a 12 points, while connecting on two 3-point field goals against Georgia State (1/27/07)
- Connected on 3-pointer for the second straight game at Georgia State (1/8/07) finishing with five points and team-highs in rebounds (7) and assists (4)
- Tallied nine points, including his first career 3-point field goal vs. Northeastern (1/6/07)
- Led the Tribe with a career-high eight rebounds in the College's victory over Richmond (12/31/06)
- Tallied his fourth career double-digit performance with 10 points against North Florida to go along with a career-high two blocked shots
- Led the Tribe with six rebounds and four assists against Jacksonville State (12/1/06), both totals were career highs
- Started the Tribe's exhibition opening victory over Barton College, scoring seven points and pulling down two rebounds
- Had a career high 16 points on a perfect 4-of-4 from the field and 8-of-11 from the free throw line in an 86-68 victory over James Madison (1/28/06)
- Helped team win three Texas Private School state championships

STEIN'S 2006-07 GAME-BY-GAME STATISTICS

Date	Opp	Min	FG-A	Pct	3FG-A	Pct	FT-A	Pct	O-D	Tot	PF	A	TO	B	S	Pts
N11	• at Kansas St.	20	2-4	.500	0-0	.000	0-0	.000	3-3	6	4	2	2	0	0	4
N20	• Wagner	7	1-1	1.000	0-0	.000	0-0	.000	0-0	0	4	1	1	0	0	2
N25	• at Holy Cross	18	1-1	1.000	0-0	.000	1-2	.500	0-0	0	2	0	4	0	0	3
N28	• at Navy	13	2-2	1.000	0-0	.000	0-0	.000	1-1	2	0	0	1	0	0	4
D1	• Jacksonville St.	20	1-1	1.000	0-0	.000	0-2	.000	2-4	6	1	4	3	0	0	2
D2	• Cornell	30	1-1	1.000	0-0	.000	0-3	.000	3-1	4	2	2	2	1	0	2
D5	• Towson	28	3-4	.750	0-0	.000	0-1	.000	1-3	4	3	4	2	0	0	6
D8	• North Florida	23	3-4	.750	0-1	.000	4-8	.500	0-4	4	3	0	1	2	2	10
D22	• UMBC	19	2-5	.400	0-0	.000	0-0	.000	0-2	2	3	0	0	0	1	4
D28	• Hampton	20	2-3	.667	0-0	.000	3-3	1.000	2-1	3	4	1	3	0	0	7
D31	• Richmond	20	1-2	.500	0-1	.000	2-3	.667	4-4	8	2	1	1	0	0	4
J3	• at GMU	26	2-3	.667	0-0	.000	0-0	.000	1-2	3	4	1	0	0	0	4
J6	• Northeastern	24	4-7	.571	1-1	1.000	0-0	.000	0-3	3	1	0	2	0	1	9
J8	• at Georgia St.	26	2-2	1.000	1-1	1.000	0-0	.000	1-6	7	2	4	2	0	0	5
J10	• VCU	13	0-2	.000	0-1	.000	0-0	.000	0-1	1	5	0	1	0	1	0
J13	• at Delaware	13	2-4	.600	0-0	.000	1-2	.500	0-2	2	2	0	1	0	1	5
J17	• GMU	28	4-8	.500	0-1	.000	0-0	.000	1-1	2	1	0	2	0	0	8
J20	• at Hofstra	20	3-5	.600	0-1	.000	0-0	.000	1-0	1	5	1	2	1	0	6
J24	• at ODU	14	1-3	.333	0-0	.000	0-0	.000	1-0	1	4	1	1	1	0	2
J27	• Georgia State	24	4-5	.800	2-2	1.000	2-2	1.000	1-3	4	3	0	0	1	1	12
J29	• at VCU	24	1-3	.333	1-2	.500	3-4	.750	1-2	3	2	2	1	0	0	6
J31	• JMU	22	3-4	.750	1-1	1.000	0-0	.000	0-2	2	3	1	1	2	0	7
F3	• UNCW	24	4-6	.667	1-2	.500	0-0	.000	1-3	4	3	3	3	1	0	9
F7	• at JMU	24	7-10	.700	1-2	.500	2-2	1.000	0-3	3	3	2	2	0	1	17
F10	• at UNCW	29	2-4	.500	0-2	.000	2-4	.500	1-4	5	2	0	4	1	0	6
F14	• Drexel	23	2-9	.222	0-2	.000	0-2	.000	1-6	7	3	1	2	2	2	4
F17	• at Fairfield	21	3-5	.600	0-1	.000	4-5	.800	0-1	1	4	0	1	1	0	10
F21	• at Drexel	22	2-4	.500	0-2	.000	0-0	.000	2-0	2	4	2	0	0	1	4
F24	• ODU															

* Games started

STEIN'S CAREER STATISTICS

Season	G-GS	Min-Avg	FG-A	Pct	3FG-A	Pct	FT-A	Pct	OR-DR	Reb-Avg	PF-FO	A	TO	Blk	St	Pts-Avg
2005-06	25-3	371-14.8	41-71	.577	0-6	.000	19-32	.594	19-30	49-2.0	44-1	18	33	4	9	101-4.0
2006-07	28-25	595-21.3	65-112	.580	8-23	.348	24-43	.558	28-62	90-3.2	79-2	33	45	13	11	162-5.8
Career	53-28	966-18.2	106-183	.579	8-29	.276	43-75	.573	47-92	139-2.6	123-3	51	78	17	20	263-5.0

STEIN'S CAA STATISTICS

Season	G-GS	Min-Avg	FG-A	Pct	3FG-A	Pct	FT-A	Pct	OR-DR	Reb-Avg	PF-FO	A	TO	Blk	St	Pts-Avg
2005-06	17-1	270-15.9	28-51	.549	0-5	.000	18-30	.600	16-19	35-2.1	31-1	13	24	4	6	74-4.4
2006-07	17-16	374-22.0	46-83	.554	8-20	.400	10-17	.588	13-41	54-3.2	47-2	22	26	8	8	104-6.1
Career	34-17	644-18.9	74-134	.552	8-25	.320	28-47	.596	29-60	89-2.6	78-3	35	50	12	14	178-5.2

20

KYLE CARRABINE

Jr. - F - 6-7 - 205 (Naperville, Ill./Neuqua Valley)

- A key reserve for the Tribe averaging 13.2 minutes and 3.5 points per game off the bench, shooting 32.3 percent from 3-point range
- Had a pair of backdoor lay ups for four points to go along with three rebounds, two assists and a steal against Drexel (2/14/07)
- Pulled down a career-high five rebounds at UNCW (2/10/07)
- Played 19 minutes at Georgia State (1/8/07) and scored five straight points to answer a Panther run, including an NBA 3-pointer as the shot clock expired
- Gave W&M its first lead at George Mason (1/3/07) with a 3-pointer from the right wing midway through the first half
- Connected on a pair of 3-pointers during a two-minute span late in the first half to give the Tribe a halftime lead against Hampton (12/28/06)
- In his second career start vs. Towson (12/5/06), scored a career-high 10 points, while connecting on 3-of-6 from 3-point range
- Started his first career game against Jacksonville State (12/1/06) and finished with two points, two rebounds and an assist
- Notched then-career highs in minutes (18), points (9) and 3-point field goals made (3) against Navy (11/28/06)
- All three of his treys against Navy came in the first half to keep the Tribe within striking distance
- Knocked down his lone 3-point field goal on the season on his way to scoring a then career-high five points at Old Dominion (2/9/06)
- First career points came on a 3-pointer at No. 8 Kentucky (12/22/04)

SINGLE-GAME HIGHS

POINTS	
Season	10 vs. Towson (12/5/06)
Career	10 vs. Towson (12/5/06)
FIELD GOALS	
Season	3 vs. Towson (12/5/06) 3 at Navy (11/28/06)
Career	3 vs. Towson (12/5/06) 3 at Navy (11/28/06)
FIELD GOAL ATTEMPTS	
Season	7 at Old Dominion (1/24/07) 7 at Navy (11/28/06)
Career	7 at Old Dominion (1/24/07) 7 at Navy (11/28/06)
3-POINT FIELD GOALS	
Season	3 vs. Towson (12/5/06) 3 at Navy (11/28/06)
Career	3 vs. Towson (12/5/06) 3 at Navy (11/28/06)
3-POINT FIELD GOAL ATTEMPTS	
Season	7 at Navy (11/28/06)
Career	7 at Navy (11/28/06)
FREE THROWS	
Season	2 vs. Wagner (11/20/06)
Career	2 vs. Wagner (11/20/06) 2 at Old Dominion (2/9/06)
FREE THROW ATTEMPTS	
Season	3 vs. Wagner (11/20/06)
Career	3 vs. Wagner (11/20/06) 3 at Old Dominion (2/9/06)
REBOUNDS	
Season	5 at UNCW (2/10/07)
Career	5 at UNCW (2/10/07)
ASSISTS	
Season	2 vs. Drexel (2/14/07) 2 vs. Northeastern (1/6/07)
Career	2 vs. Drexel (2/14/07) 2 vs. Northeastern (1/6/07)
STEALS	
Season	1, five times, most recently vs. Drexel (2/14/07)
Career	1, eight times, most recently vs. Drexel (2/14/07)
BLOCKED SHOTS	
Season	1 vs. Northeastern (1/6/07)
Career	1 vs. Northeastern (1/6/07)
MINUTES	
Season	21 at Delaware (1/13/07)
Career	21 at Delaware (1/13/07)

CARRABINE'S 2006-07 GAME-BY-GAME STATISTICS

Date	Opp	Min	FG-A	Pct	3FG-A	Pct	FT-A	Pct	O-D	Tot	PF	A	TO	B	S	Pts
N11	at Kansas St.	3	0-0	.000	0-0	.000	0-0	.000	0-0	0	0	0	0	0	0	0
N20	Wagner	12	1-1	1.000	0-0	.000	2-3	.667	0-1	1	0	0	0	0	0	4
N25	at Holy Cross	2	0-0	.000	0-0	.000	0-0	.000	0-0	0	0	0	0	0	0	0
N28	at Navy	18	3-7	.429	3-7	.429	0-0	.000	0-0	0	0	0	1	0	0	9
D1	* Jacksonville St.	14	1-5	.200	0-3	.000	0-0	.000	0-2	2	0	1	0	0	0	2
D2	Cornell	13	2-3	.667	1-2	.500	0-0	.000	1-0	1	1	0	0	0	0	5
D5	* Towson	16	3-6	.500	3-6	.500	1-2	.500	0-2	2	2	0	0	0	0	10
D8	North Florida	10	2-3	.667	1-2	.500	0-0	.000	0-1	1	0	0	1	0	0	5
D22	UMBC	13	2-5	.400	1-3	.333	0-0	.000	0-4	4	1	0	0	0	1	5
D28	Hampton	15	2-4	.500	2-4	.500	0-0	.000	1-0	1	0	1	1	0	0	6
D31	Richmond	15	2-4	.500	2-4	.500	1-2	.500	1-1	2	1	0	1	0	0	7
J3	at GMU	17	2-3	.667	1-2	.500	0-0	.000	1-3	4	0	1	1	0	1	5
J6	Northeastern	18	2-3	.667	1-2	.500	1-2	.500	0-3	3	1	2	0	1	0	6
J8	at Georgia St.	19	2-4	.500	1-2	.500	0-0	.000	0-1	1	1	0	1	0	1	5
J10	VCU	12	0-1	.000	0-1	.000	0-0	.000	0-0	0	0	0	0	0	0	0
J13	at Delaware	21	2-6	.333	0-3	.000	1-2	.500	0-1	1	0	1	1	0	0	5
J17	GMU	15	1-6	.167	1-5	.200	0-1	.000	0-1	1	0	0	1	0	0	3
J20	at Hofstra	16	0-3	.000	0-2	.000	0-0	.000	1-2	3	2	1	1	0	0	0
J24	at ODU	19	1-7	.143	1-5	.200	1-2	.500	0-0	0	1	0	0	0	1	4
J27	Georgia State	7	0-1	.000	0-1	.000	0-0	.000	1-1	2	1	0	1	0	0	0
J29	at VCU	5	0-0	.000	0-0	.000	0-0	.000	0-1	1	0	1	1	0	0	0
J31	JMU	9	0-1	.000	0-1	.000	0-0	.000	0-2	2	0	0	0	0	0	0
F3	UNCW	16	1-3	.333	0-2	.000	1-2	.500	0-2	2	0	0	0	0	0	3
F7	at JMU	5	0-0	.000	0-0	.000	0-0	.000	0-0	0	0	1	0	0	0	0
F10	at UNCW	16	1-2	.500	0-0	.000	1-2	.500	1-4	5	0	0	0	0	0	3
F14	Drexel	15	2-3	.667	0-0	.000	0-1	.000	1-2	3	1	2	0	0	1	4
F17	at Fairfield	15	0-1	.000	0-1	.000	0-0	.000	0-4	4	1	0	0	0	0	0
F21	at Drexel	13	2-5	.400	2-4	.500	0-0	.000	1-0	1	0	0	0	0	0	6
F24	ODU															

* Games started

CARRABINE'S CAREER STATISTICS

Season	G-GS	Min-Avg	FG-A	Pct	3FG-A	Pct	FT-A	Pct	OR-DR	Reb-Avg	PF-FO	A	TO	Blk	St	Pts-Avg
2004-05	15-0	75-5.0	6-16	.375	2-10	.200	1-2	.500	2-4	6-0.4	5-0	3	1	0	3	15-1.0
2005-06	8-0	30-3.8	3-11	.273	1-6	.167	2-3	.667	0-4	4-0.5	0-0	0	2	0	0	9-1.1
2006-07	28-2	370-13.2	34-87	.391	20-62	.323	9-19	.474	10-37	47-1.7	13-0	11	11	1	5	97-3.5
Career	51-2	474-9.3	43-114	.377	23-78	.295	12-24	.500	12-45	57-1.1	18-0	14	14	1	8	121-2.4

CARRABINE'S CAA STATISTICS

Season	G-GS	Min-Avg	FG-A	Pct	3FG-A	Pct	FT-A	Pct	OR-DR	Reb-Avg	PF-FO	A	TO	Blk	St	Pts-Avg
2004-05	9-0	52-5.8	4-9	.444	1-5	.200	1-2	.500	2-4	6-0.7	4-0	0	1	0	1	10-1.1
2005-06	7-0	23-3.3	3-8	.375	1-5	.200	2-3	.667	0-1	1-0.1	0-0	0	0	0	0	9-1.3
2006-07	17-1	239-14.1	19-54	.352	10-36	.278	6-14	.423	6-25	31-1.8	8-0	9	7	1	4	54-3.2
Career	33-1	314-9.5	26-71	.366	12-46	.261	10-19	.526	8-30	38-1.2	12-0	9	8	1	5	73-2.2

22

DANNY SUMNER

Fr. - F - 6-7 - 190 (Fairfax, Va./Paul VI)

SINGLE-GAME HIGHS

POINTS

Season 12 vs. Wagner (11/20/06)
 Career 12 vs. Wagner (11/20/06)

FIELD GOALS

Season 5 vs. Wagner (11/20/06)
 Career 5 vs. Wagner (11/20/06)

FIELD GOAL ATTEMPTS

Season 10 vs. Wagner (11/20/06)
 Career 10 vs. Wagner (11/20/06)

3-POINT FIELD GOALS

Season 2 vs. Wagner (11/20/06)
 Career 2 vs. Wagner (11/20/06)

3-POINT FIELD GOAL ATTEMPTS

Season 5 vs. Wagner (11/20/06)
 Career 5 vs. Wagner (11/20/06)

FREE THROWS

Season 2 at Delaware (1/13/07)
 Career 2 at Delaware (1/13/07)

FREE THROW ATTEMPTS

Season 6 vs. Jacksonville State (12/1/06)
 Career 6 vs. Jacksonville State (12/1/06)

REBOUNDS

Season 4 at Holy Cross (11/25/06)
 Career 4 at Holy Cross (11/25/06)

ASSISTS

Season 3 at Drexel (2/21/07)
 Career 3 at Drexel (2/21/07)

STEALS

Season 2 at VCU (1/29/07)
 Career 2 at VCU (1/29/07)

BLOCKED SHOTS

Season 1, three times, most recently
 at Drexel (2/21/07)
 Career 1, three times, most recently
 at Drexel (2/21/07)

MINUTES

Season 19 at Navy (11/28/06)
 Career 19 at Navy (11/28/06)

- Averaging 4.5 points off the bench in 12.5 minutes over the last two games
- Tallied five points, including a 3-pointer, to go along with a career and team-high three assists at Drexel (2/21/07)
- Came off the bench and scored four points with a blocked shot at Fairfield (2/17/07)
- Led the W&M bench in scoring with seven points on 3-of-4 shooting from the field to go along with a career-high two steals at VCU (1/29/07)
- Highlight reel two-handed dunk after driving the left baseline in the first half at Georgia State (1/8/07)
- Made first career start against Cornell (12/2/06)
- Scored his first collegiate points with 12 on 5-of-10 from the field against Wagner (11/20/06)
- Pulled down three rebounds, all offensive, against the Seahawks
- Played 12 minutes and finished with two points, three rebounds and a block against Barton College
- Named to the *Washington Post* First-Team All-Metro squad as a senior
- A First-Team *D.C. Examiner* and WCAC All-Conference selection
- Named the Virginia Independent Schools State Player of the Year in 2006
- Averaged 19.3 points, 8.6 rebounds, 2.0 assists and 2.0 blocks per game as a senior at Paul VI Catholic
- First W&M player from PVI since David Cully, who graduated from W&M in 1996 as the College's all-time blocked shots leader (248)

SUMNER'S 2006-07 GAME-BY-GAME STATISTICS

Date	Opp	Min	FG-A	Pct	3FG-A	Pct	FT-A	Pct	O-D	Tot	PF	A	TO	B	S	Pts
N11	at Kansas St.	6	0-1	.000	0-1	.000	0-0	.000	0-0	0	1	1	1	0	0	0
N20	Wagner	16	5-10	.500	2-5	.400	0-0	.000	3-0	3	0	1	0	0	1	12
N25	at Holy Cross	14	1-4	.250	0-0	.000	0-1	.000	2-2	4	0	0	2	0	0	2
N28	at Navy	19	2-8	.250	0-3	.000	0-0	.000	1-0	1	0	1	1	0	1	4
D1	Jacksonville St.	10	0-4	.000	0-0	.000	0-6	.000	2-0	2	0	0	0	1	1	0
D2	*Cornell	10	1-4	.250	0-2	.000	0-0	.000	0-0	0	0	0	1	0	0	2
D5	Towson	3	0-2	.000	0-1	.000	0-0	.000	0-1	1	0	1	0	0	0	0
D8	North Florida	1	0-1	.000	0-1	.000	0-0	.000	0-0	0	0	0	0	0	0	0
D22	UMBC															DNP
D28	Hampton															DNP
D31	Richmond															DNP
J3	at GMU															DNP
J6	Northeastern															DNP
J8	at Georgia St.	3	1-1	1.000	0-0	.000	0-0	.000	0-0	0	0	0	0	0	0	2
J10	VCU	3	1-2	.500	0-1	.000	0-0	.000	0-0	0	0	0	0	0	0	2
J13	at Delaware	8	1-2	.500	0-0	.000	2-2	.500	0-0	0	2	0	2	0	0	4
J17	GMU															DNP
J20	at Hofstra	0+	0-0	.000	0-0	.000	0-0	.000	0-0	0	0	0	0	0	0	0
J24	at ODU															DNP
J27	Georgia State	8	0-1	.000	0-0	.000	0-0	.000	1-1	2	0	0	1	0	0	0
J29	at VCU	13	3-4	.750	0-1	.000	1-2	.500	1-1	2	1	0	0	0	2	7
J31	JMU	4	0-0	.000	0-0	.000	0-0	.000	0-0	0	0	0	0	0	0	0
F3	UNCW	6	1-4	.250	0-0	.000	1-2	.500	1-1	2	0	0	2	0	1	3
F7	at JMU	1	0-0	.000	0-0	.000	0-0	.000	0-0	0	0	0	0	0	0	0
F10	at UNCW															DNP
F14	Drexel															DNP
F17	at Fairfield	10	2-3	.667	0-0	.000	0-0	.000	0-0	0	0	0	0	1	0	4
F21	at Drexel	15	2-3	.667	1-2	.500	0-4	.000	1-1	2	0	3	4	1	0	5
F24	ODU															

* Games started

SUMNER'S CAREER STATISTICS

Season	G-GS	Min-Avg	FG-A	Pct	3FG-A	Pct	FT-A	Pct	OR-DR	Reb-Avg	PF-FO	A	TO	Blk	St	Pts-Avg
2006-07	19-1	150-7.9	20-54	.370	3-17	.176	4-17	.235	12-7	19-1.0	4-0	7	14	3	6	47-2.5
Career	19-1	150-7.9	20-54	.370	3-17	.176	4-17	.235	12-7	19-1.0	4-0	7	14	3	6	47-2.5

SUMNER'S CAA STATISTICS

Season	G-GS	Min-Avg	FG-A	Pct	3FG-A	Pct	FT-A	Pct	OR-DR	Reb-Avg	PF-FO	A	TO	Blk	St	Pts-Avg
2006-07	11-0	64-5.8	9-19	.474	1-5	.200	4-10	.400	4-5	9-0.8	2-0	4	9	0	4	23-2.1
Career	11-0	64-5.8	9-19	.474	1-5	.200	4-10	.400	4-5	9-0.8	2-0	4	9	0	4	23-2.1

23

CHRIS DARNELL

So. - F - 6-8 - 210 (Fredericksburg, Va./North Stafford)

- Equalled his career high with eight points against Georgia State (1/27/07), including a thunderous baseline dunk
- Played a career-high 26 minutes and pulled down four rebounds at Old Dominion (1/24/07)
- Had a career-high two blocked shots vs. Cornell (12/2/06)
- Started his first game of the season and second of his career at Navy (11/28/06)
- Turned in an all-around solid performance against Wagner (11/20/06) with seven points, five rebounds and a career-high three assists in 15 minutes off the bench
- Came off the bench in Tribe's exhibition win over Barton College, finishing with three points, three rebounds and two assists in 14 minutes of action
- Earned his first career start against Hofstra (2/20/06)
- In his first career game against Maine (11/18/05), knocked down a pair of 3-point field goals on his way to six points, four rebounds and two assists in 15 minutes
- Tallied a season-high eight points on 3-of-5 from the field to go along with a career-best seven rebounds against Delaware (2/15/06)
- Led the team in rebounding on three occasions, including back-to-back games with seven boards against Delaware (2/15/06) and four vs. Hofstra (2/20/06)
- Selected to the Virginia Group AAA All-State Second-Team by the *Associated Press*
- Set North Stafford High School's career scoring record with 1,464 points

SINGLE-GAME HIGHS

POINTS
 Season 8 vs. Georgia State (1/27/07)
 Career 8 vs. Georgia State (1/27/07)
 8 vs. Delaware (2/15/06)

FIELD GOALS
 Season 3 vs. Georgia State (1/27/07)
 3 vs. Wagner (11/20/06)
 Career 3, five times, most recently vs. Georgia State (1/27/07)

FIELD GOAL ATTEMPTS
 Season 5 at George Mason (1/3/07)
 5 vs. Wagner (11/20/06)
 Career 6 vs. Georgia State (2/4/06)
 6 at UNC Wilmington (1/7/06)

3-POINT FIELD GOALS
 Season 1, three times, most recently vs. Georgia State (1/27/07)
 Career 2 vs. Maine (11/18/05)

3-POINT FIELD GOAL ATTEMPTS
 Season 3 at George Mason (1/3/07)
 Career 3 at George Mason (1/3/07)
 3 at Towson (12/3/05)

FREE THROWS
 Season 2 at VCU (1/29/07)
 2 vs. Towson (12/5/06)
 Career 2, three times, most recently at VCU (1/29/07)

FREE THROW ATTEMPTS
 Season 2, six times, most recently at VCU (1/29/07)
 Career 2, nine times, most recently at VCU (1/29/07)

REBOUNDS
 Season 5 vs. Wagner (11/20/06)
 Career 7 vs. Delaware (2/15/06)

ASSISTS
 Season 3 vs. Cornell
 Career 3 vs. Wagner (11/20/06)
 3, four times, most recently vs. Cornell (12/2/06)

STEALS
 Season 1, four times, most recently at Drexel (2/21/07)
 Career 1, seven times, most recently at Drexel (2/21/07)

BLOCKED SHOTS
 Season 2 vs. Cornell (12/2/06)
 Career 2 vs. Cornell (12/2/06)

MINUTES
 Season 26 at Old Dominion (1/24/07)
 Career 26 at Old Dominion (1/24/07)

DARNELL'S 2006-07 GAME-BY-GAME STATISTICS

Date	Opp	Min	FG-A	Pct	3FG-A	Pct	FT-A	Pct	O-D	Tot	PF	A	TO	B	S	Pts
N11	at Kansas St.	9	1-2	.500	1-1	1.000	0-0	.000	0-3	3	1	1	1	0	0	3
N20	Wagner	15	3-5	.600	1-1	1.000	0-0	.000	3-2	5	1	3	1	0	0	7
N25	at Holy Cross	3	0-1	.000	0-0	.000	0-0	.000	0-0	0	0	0	0	0	0	0
N28	* at Navy	10	0-1	.000	0-0	.000	0-0	.000	0-2	2	1	1	2	1	0	0
D1	* Jacksonville St.	16	0-3	.000	0-0	.000	0-2	.000	0-5	5	2	1	3	0	0	0
D2	Cornell	17	1-2	.500	0-0	.000	1-1	1.000	0-1	1	2	3	2	2	1	3
D5	Towson	4	0-0	.000	0-0	.000	2-2	1.000	1-2	3	2	0	2	0	0	2
D8	North Florida	9	0-0	.000	0-0	.000	0-0	.000	0-0	0	1	0	1	0	1	0
D22	UMBC	12	0-0	.000	0-0	.000	0-0	.000	0-0	0	1	0	0	0	0	0
D28	Hampton	3	0-1	.000	0-0	.000	0-0	.000	0-0	0	0	0	0	0	0	0
D31	Richmond	10	1-3	.333	0-1	.000	0-2	.000	1-2	3	2	1	1	0	0	2
J3	at GMU	11	1-5	.200	0-3	.000	0-0	.000	1-3	4	2	1	0	0	0	2
J6	Northeastern	10	1-3	.333	0-1	.000	0-0	.000	2-1	3	0	0	1	0	0	2
J8	at Georgia St.	14	2-2	1.000	0-0	.000	1-2	.500	0-1	1	2	0	0	1	0	5
J10	VCU	9	0-1	.000	0-0	.000	0-0	.000	0-1	1	1	1	1	0	1	0
J13	at Delaware	8	1-2	.500	0-1	.000	0-0	.000	0-1	1	3	0	0	1	0	2
J17	GMU	1	0-0	.000	0-0	.000	0-0	.000	0-0	0	0	0	0	0	0	0
J20	at Hofstra	8	1-1	1.000	0-0	.000	0-0	.000	0-1	1	1	0	0	0	0	2
J24	at ODU	26	0-3	.000	0-1	.000	1-4	.250	0-4	4	0	1	0	1	0	1
J27	Georgia State	8	3-3	1.000	1-1	1.000	1-1	1.000	0-0	0	2	2	0	0	0	8
J29	at VCU	18	1-2	.500	0-1	.000	2-2	1.000	2-1	3	2	0	0	0	0	4
J31	JMU	6	0-0	.000	0-0	.000	0-0	.000	1-0	1	2	0	1	0	0	0
F3	UNCW	19	1-5	.200	1-2	.500	0-2	.000	0-2	2	1	2	1	0	0	3
F7	at JMU	1	0-0	.000	0-0	.000	0-0	.000	0-0	0	0	0	0	0	0	0
F10	at UNCW															
F14	Drexel															
F17	at Fairfield	12	2-2	1.000	0-0	.000	0-0	.000	0-1	1	0	0	2	0	0	4
F21	at Drexel	17	0-2	.000	0-0	.000	0-0	.000	0-2	2	1	1	0	0	1	0
F24	ODU															

DARNELL'S CAREER STATISTICS

Season	G-GS	Min-Avg	FG-A	Pct	3FG-A	Pct	FT-A	Pct	OR-DR	Reb-Avg	PF-FO	A	TO	Blk	St	Pts-Avg
2005-06	21-1	237-11.3	23-60	.383	4-18	.222	5-8	.625	14-32	46-2.2	5-0	13	13	3	3	55-2.6
2006-07	26-2	276-10.4	19-49	.388	4-13	.308	8-18	.444	9-34	43-1.7	28-0	18	19	6	4	50-1.9
Career	47-3	513-10.9	42-109	.385	8-31	.258	13-26	.500	23-66	89-1.9	33-0	31	32	9	7	105-2.2

DARNELL'S CAA STATISTICS

Season	G-GS	Min-Avg	FG-A	Pct	3FG-A	Pct	FT-A	Pct	OR-DR	Reb-Avg	PF-FO	A	TO	Blk	St	Pts-Avg
2005-06	15-1	174-11.6	16-47	.340	2-13	.154	5-8	.625	12-23	35-2.3	3-0	9	10	3	3	39-2.6
2006-07	15-0	160-10.7	11-29	.379	2-10	.200	7-14	.500	7-19	26-1.7	17-0	8	6	3	2	31-2.1
Career	30-1	337-11.2	27-76	.355	4-23	.174	12-22	.545	19-42	61-2.0	20-0	17	16	6	5	70-2.3

SINGLE-GAME HIGHS

POINTS
 Season 26 vs. VCU (1/10/07)
 Career 26 vs. VCU (1/10/07)

FIELD GOALS
 Season 7, five times, most recently at James Madison (2/7/07)
 Career 7, seven times, most recently at James Madison (2/7/07)

FIELD GOAL ATTEMPTS
 Season 16 vs. Towson (12/5/06)
 16 at Navy (11/28/06)
 Career 16 vs. Towson (12/5/06)
 16 at Navy (11/28/06)

3-POINT FIELD GOALS
 Season 2, four times, most recently vs. UNC-Wilmington (2/3/07)
 Career 3 at Drexel (2/23/06)

3-POINT FIELD GOAL ATTEMPTS
 Season 4, six times, most recently at Fairfield (2/17/07)
 Career 4, seven times, most recently at Fairfield (2/17/07)

FREE THROWS
 Season 10 vs. VCU (1/10/07)
 Career 10 vs. VCU (1/10/07)

FREE THROW ATTEMPTS
 Season 11 vs. VCU (1/10/07)
 Career 11 vs. VCU (1/10/07)

REBOUNDS
 Season 9 at George Mason (1/3/07)
 Career 9 at George Mason (1/3/07)

ASSISTS
 Season 5 vs. George Mason (1/16/07)
 Career 8 vs. Campbell (11/26/05)

STEALS
 Season 4 at Hofstra (1/20/07)
 4 vs. VCU (1/10/07)
 Career 4, four times, most recently at Hofstra (1/20/07)

BLOCKED SHOTS
 Season 1, two times, most recently vs. Drexel (2/14/07)
 Career 1, four times, most recently vs. Drexel (2/14/07)

MINUTES
 Season 36, three times, most recently at Fairfield (2/17/07)
 Career 36, three times, most recently at Fairfield (2/17/07)

24

ADAMPAYTON

Sr. - G - 6-3 - 195 (Burlington, N.J./The Lawrenceville School)

- Leads W&M and ranks 12th in the CAA in scoring at 13.9 per game
- Scored in double digits 22 times and led W&M in scoring on 13 occasions
- Averaging 15.5 points per game in CAA games, which ranks ninth in the league
- Ranks 41st in the NCAA in free throw percentage at 85.7 percent
- All four of his 20-plus point performances have come against CAA foes this season
- Equalled his career high for steals with four on three occasions this season, all in CAA play against VCU, Hofstra and Drexel
- Scored 20 points and finished with career highs in field goals (9) and steals (4) at Drexel (2/21/07)
- Scored 16 of his 23 points in the second half at Hofstra and tied his career-high for the second time in four games with four steals
- Turned in a career game vs. VCU (1/10/07), leading all scorers with 26 points to go along with a career-high tying four steals
- Scored the final four points, all free throws, leading W&M to a 60-57 win over Northeastern with 15 points, including 8-of-9 from the free throw line
- Pulled down a career-high nine rebounds, including four offensive at GMU
- Earned W&M Tip-Off MVP honors with an exceptional performance over the final five minutes against Cornell (12/2/06) to lead the Tribe back from a 13-point deficit
- Team Co-Captain with senior Adam Trumbower

PAYTON'S 2006-07 GAME-BY-GAME STATISTICS

Date	Opp	Min	FG-A	Pct	3FG-A	Pct	FT-A	Pct	O-D	Tot	PF	A	TO	B	S	Pts
N11	• at Kansas St.	29	2-8	.250	0-2	.000	1-1	1.000	1-2	3	1	2	3	0	0	5
N20	• Wagner	21	4-6	.667	1-3	.333	0-0	.000	1-7	8	1	2	1	0	2	9
N25	• at Holy Cross	36	5-14	.357	1-4	.250	4-5	.800	2-3	5	3	3	1	0	1	15
N28	• at Navy	28	5-16	.313	0-2	.000	2-2	1.000	3-0	3	3	1	2	1	2	12
D1	Jacksonville St.	26	6-10	.600	1-2	.500	5-6	.833	2-3	5	1	0	4	0	2	18
D2	• Cornell	34	1-5	.200	0-1	.000	8-10	.800	1-1	2	0	1	3	0	3	10
D5	Towson	28	7-16	.438	1-4	.250	1-2	.500	0-4	4	5	0	1	0	1	16
D8	• North Florida	26	4-10	.400	1-3	.333	1-1	1.000	1-2	3	1	0	3	0	3	10
D22	• UMBC	32	1-2	.500	1-1	1.000	4-4	1.000	0-4	4	1	4	1	0	0	7
D28	• Hampton	33	4-7	.571	2-2	1.000	2-2	1.000	1-1	2	2	2	4	0	1	12
D31	• Richmond	33	4-7	.571	1-2	.500	4-6	.667	1-3	4	1	2	3	0	1	13
J3	• at GMU	31	5-14	.357	0-2	.000	2-2	1.000	4-5	9	2	2	2	0	1	12
J6	• Northeastern	33	3-9	.333	1-2	.500	8-9	.889	0-2	2	1	2	1	0	2	15
J8	• at Georgia St.	28	3-8	.375	0-2	.000	1-1	1.000	2-2	4	0	1	4	0	1	7
J10	• VCU	35	7-13	.538	2-2	1.000	10-11	.909	3-2	5	2	2	5	0	4	26
J13	• at Delaware	33	8-14	.571	1-4	.250	2-4	.500	1-3	4	2	2	1	0	3	19
J17	• GMU	30	1-6	.167	0-4	.000	2-3	.667	1-2	3	2	5	3	0	0	4
J20	• at Hofstra	36	7-12	.583	1-4	.250	8-8	1.000	1-2	3	2	2	1	0	4	23
J24	• at ODU	34	5-9	.556	0-2	.000	5-5	1.000	2-4	6	3	0	2	0	2	15
J27	• Georgia State	32	5-6	.833	2-2	1.000	5-6	.833	1-0	1	1	1	3	0	1	17
J29	• at VCU	32	5-8	.625	0-1	.000	2-2	1.000	2-1	3	1	2	2	0	0	12
J31	• JMU	32	5-11	.455	0-1	.000	6-7	.857	3-2	5	2	2	2	0	1	16
F3	• UNCW	35	7-13	.538	2-3	.667	8-9	.889	3-2	5	1	2	1	0	3	24
F7	• at JMU	35	7-11	.636	1-1	1.000	3-3	1.000	2-4	6	2	1	4	0	1	18
F10	• at UNCW	29	1-4	.250	0-0	.000	2-2	1.000	1-6	7	0	2	3	0	1	4
F14	• Drexel	33	3-12	.250	0-1	.000	7-8	.875	1-2	3	1	4	2	1	0	13
F17	• at Fairfield	36	6-12	.500	1-4	.250	3-5	.600	2-2	4	1	0	3	0	0	16
F21	at Drexel															
F24	ODU															

• Games started

PAYTON'S CAREER STATISTICS

Season	G-GS	Min-Avg	FG-A	Pct	3FG-A	Pct	FT-A	Pct	OR-DR	Reb-Avg	PF-FO	A	TO	Blk	St	Pts-Avg
2002-03†	23-0	179-7.8	10-28	.357	6-12	.500	3-12	.250	0-5	5-0.2	14-0	12	13	0	8	29-1.3
2003-04†	29-0	252-8.7	25-46	.543	5-12	.417	9-18	.500	0-21	21-0.7	14-0	22	25	1	8	64-2.2
2005-06	28-26	675-24.1	70-145	.483	14-30	.467	42-63	.667	23-48	71-2.5	41-1	50	53	1	45	196-7.0
2006-07	28-26	880-31.4	130-278	.468	20-64	.313	108-126	.857	43-70	113-4.0	45-1	48	68	2	44	388-13.9
Career	108-52	1986-18.4	235-497	.473	45-118	.381	162-219	.740	66-144	210-1.9	114-2	132	159	4	105	677-6.3

† at Vanderbilt

PAYTON'S CAA STATISTICS

Season	G-GS	Min-Avg	FG-A	Pct	3FG-A	Pct	FT-A	Pct	OR-DR	Reb-Avg	PF-FO	A	TO	Blk	St	Pts-Avg
2005-06	18-17	413-22.9	36-86	.419	8-20	.400	15-24	.625	14-26	40-2.2	28-1	28	33	0	24	95-5.3
2006-07	17-16	533-31.4	88-181	.486	11-38	.289	74-84	.881	28-42	70-4.1	30-1	31	40	1	29	261-15.4
Career	35-33	946-27.0	124-267	.464	19-58	.328	89-108	.824	42-68	110-3.1	58-2	59	73	1	53	356-10.2

25

CHRIS STRATTON

Jr. - F - 6-6 - 205 (Burke, Va./Lake Braddock)

- Equalled a career-high playing 18 minutes off the bench at James Madison and pulled down a season-high three rebounds
- Came off the bench and provided a spark in 11 minutes of action against UNC Wilmington (2/3/07)
- Equalled his career high against the Seahawks for four points on 2-of-2 shooting to go along with a blocked shot
- Capped the Tribe's 81-65 win over Georgia State (1/27/07) with a two-handed dunk
- Saw first action of the 2006-07 season against Wagner (11/20/06) and scored two points
- Walk on forward from Burke, Va.
- Appeared in nine games, averaging 0.3 points and 0.7 rebounds per game in 2005-06
- Notched a season-high two points in six minutes of action at Towson (12/3/05)
- Pulled down a season-high three rebounds in the season-opening victory over Maine (11/18/05)
- Played in 14 games and earned first career start against Hofstra (1/31/05) as a freshman
- Scored a career-high four points against Longwood (12/1/04)
- Pulled down four rebounds, including three offensive, at UNC Greensboro (12/20/04)

SINGLE-GAME HIGHS

POINTS
 Season 4 vs. UNC Wilmington (2/3/07)
 Career 4 vs. UNC Wilmington (2/3/07)
 4 vs. Longwood (12/1/04)

FIELD GOALS
 Season 2 vs. UNC Wilmington (2/3/07)
 Career 2 vs. UNC Wilmington (2/3/07)

FIELD GOAL ATTEMPTS
 Season 2 vs. UNC Wilmington (2/3/07)
 Career 3 at UNC Greensboro (12/20/04)

3-POINT FIELD GOALS
 Season None
 Career None

3-POINT FIELD GOAL ATTEMPTS
 Season None
 Career 1 at George Mason (1/29/05)

FREE THROWS
 Season 1 at UNC Wilmington (2/10/07)
 Career 2 vs. Longwood (12/1/04)

FREE THROW ATTEMPTS
 Season 2 at UNC Wilmington (2/10/07)
 Career 2 at UNC Wilmington (2/10/07)
 2 vs. Hofstra (2/20/06)

REBOUNDS
 Season 3 at James Madison (2/7/07)
 Career 4 at UNC Greensboro (12/20/04)

ASSISTS
 Season 1 at UNC Wilmington (2/10/07)
 Career 1, four times, most recently at UNC Wilmington (2/10/07)

STEALS
 Season 1 at James Madison (2/7/07)
 Career 1, four times, most recently at James Madison (2/7/07)

BLOCKED SHOTS
 Season 1 vs. UNC Wilmington (2/3/07)
 Career 1 vs. UNC Wilmington (2/3/07)
 1 vs. Hofstra (2/20/06)

MINUTES
 Season 18 at James Madison (2/7/07)
 Career 18 at James Madison (2/7/07)
 18 at Hofstra (1/31/05)

STRATTON'S 2006-07 GAME-BY-GAME STATISTICS

Date	Opp	Min	FG-A	Pct	3FG-A	Pct	FT-A	Pct	O-D	Tot	PF	A	TO	B	S	Pts
N11	at Kansas St.						DNP									
N20	Wagner	2	1-1	1.000	0-0	.000	0-0	.000	1-0	1	0	0	0	0	0	2
N25	at Holy Cross						DNP									
N28	at Navy						DNP									
D1	Jacksonville St.						DNP									
D2	Cornell						DNP									
D5	Towson						DNP									
D8	North Florida	1	0-0	.000	0-0	.000	0-0	.000	0-0	0	0	0	0	0	0	0
D22	UMBC						DNP									
D28	Hampton						DNP									
D31	Richmond						DNP									
J3	at GMU						DNP									
J6	Northeastern						DNP									
J8	at Georgia St.	0+	0-0	.000	0-0	.000	0-0	.000	0-0	0	0	0	0	0	0	0
J10	VCU						DNP									
J13	at Delaware						DNP									
J17	GMU						DNP									
J20	at Hofstra						DNP									
J24	at ODU						DNP									
J27	Georgia State	2	1-1	1.000	0-0	.000	0-0	.000	0-0	0	0	0	1	0	0	2
J29	at VCU						DNP									
J31	JMU						DNP									
F3	UNCW	11	2-2	1.000	0-0	.000	0-0	.000	0-0	0	1	0	0	1	0	4
F7	at JMU	18	0-1	.000	0-0	.000	0-1	.000	0-3	3	4	0	1	0	1	0
F10	at UNCW	7	0-0	.000	0-0	.000	1-2	.500	0-0	0	2	1	0	0	0	1
F14	Drexel	3	0-0	.000	0-0	.000	0-0	.000	0-0	0	0	0	0	0	0	0
F17	at Fairfield	4	0-0	.000	0-0	.000	0-0	.000	0-0	0	0	0	1	0	0	0
F21	at Drexel						DNP									
F24	ODU															

STRATTON'S CAREER STATISTICS

Season	G-GS	Min-Avg	FG-A	Pct	3FG-A	Pct	FT-A	Pct	OR-DR	Reb-Avg	PF-FO	A	TO	Blk	St	Pts-Avg
2004-05	14-1	82-5.9	5-9	.556	0-1	.000	2-2	1.000	7-7	14-1.0	6-0	2	5	0	1	12-0.9
2005-06	9-0	24-2.7	1-3	.333	0-0	.000	1-2	.500	2-4	6-0.7	1-0	1	1	1	2	3-0.3
2006-07	9-0	48-5.3	4-5	.800	0-0	.000	1-3	.333	1-3	4-0.4	5-0	1	3	1	1	9-1.0
Career	32-1	154-4.8	10-17	.588	0-1	.000	4-6	.667	10-14	24-0.8	14-0	4	9	2	4	24-0.8

STRATTON'S CAA STATISTICS

Season	G-GS	Min-Avg	FG-A	Pct	3FG-A	Pct	FT-A	Pct	OR-DR	Reb-Avg	PF-FO	A	TO	Blk	St	Pts-Avg
2004-05	7-1	51-7.3	2-3	.667	0-1	.000	0-0	.000	2-3	5-0.7	6-0	0	2	0	1	4-0.6
2005-06	8-0	18-2.3	1-2	.500	0-0	.000	1-2	.500	0-3	3-0.4	1-0	1	1	1	2	3-0.4
2006-07	6-0	41-6.8	3-4	.750	0-0	.000	1-3	.333	0-3	3-0.8	5-0	1	2	1	1	7-1.4
Career	21-1	110-5.2	6-9	.667	0-1	.000	2-5	.400	2-9	11-0.6	14-0	2	5	2	4	14-0.7

THE LAST TIME...

TEAM

Played AP No. 1 team: at #1 Duke, L - 97-61, 12/30/91
 Defeated team ranked 2-10 by AP: vs. #2 North Carolina, 78-75, 12/7/77
 Defeated team ranked in the AP Top 25: vs. #2 North Carolina, 78-75, 12/7/77
 Defeated A.P. top 25 on the road: at #8 West Virginia, 89-76, 3/3/61

W&M INDIVIDUALS

Had a triple-double: not since 1986-87
 Had a double-double: Corey Cofield (19 pts., 11 rebs.) at Northeastern, 2/2/06
 Had 30-plus points and 10-plus rebounds: Jeff Cohen (49 pts., 31 rebs.) vs. Richmond, 2/25/61
 Four players in double figures: Adam Payton (18), Peter Stein (17), Nathan Mann (14) and David Schneider (11) at James Madison, 2/7/07
 Five players in double figures: Brian Hutt (13), Corey Cofield (12), Calvin Baker (11), Laimis Kiselius (10) and Taylor Mokris (10) at James Madison 2/11/06
 Six players in double figures: Todd Cauthorn (17 pts.), Thomas Roberts (14), Brendan Connor, Matt Verkey (13 each), Sean Duff (12), and David Cully (11) vs. Shenandoah, 12/22/92
 Scored 30-39 points: Adam Hess (36) at Drexel, 2/7/04
 Scored 40-49 points: Jeff Cohen (49) vs. Richmond, 2/25/61
 Two or more players score 20-29 points in the same game: Nick D'Antoni (25) and Nathan Mann (25) vs. George Mason, 2/12/05
 Perfect at FT line (10 att.): Adam Hess (12-12) vs. VCU, 1/18/03
 Perfect beyond 3-point line (5 att.): Never
 Had 15-19 Rebounds: Adam Hess (15) at VCU, 2/25/02
 Had 10 or more assists: Nick D'Antoni (11) at George Mason, 1/31/04
 Had 6 or more steals: Adam Hess (6) at George Mason, 1/31/04
 Had 5 or more blocked shots: David Cully (10) vs. George Mason, 2/26/96

OPPONENT INDIVIDUALS

Had a triple-double: Michael Anderson (10 pts., 11 rebs., 10 assts.), Drexel, 11/30/85
 Had a double-double: Loren Stokes (30 pts, 15 reb.), Hofstra, 1/20/07
 Four players in double figures: Juwann James (13 pts.), Terrance Carter (12), Kyle Swanston (11) and JaQuan Bray (10), JMU, 1/31/07
 Five players in double figures: Jose Juan Barea (17 pts.), Shawn James, Adrian Martinez (13), Bennett Davis, Aaron Davis (11), Northeastern, 2/2/06
 Six players in double figures: Vic Hamilton (24), Jonathan Kerner (16), Deron Rippey (14), Tim Basham (11), Othello Meadows (11), and Tony Parham (11), East Carolina, 2/14/96
 Scored 30-39 points: Loren Stokes (30 pts.), Hofstra, 1/20/07
 Scored 40-49 points: Anton Gill (40 pts.), East Carolina, 1/19/94

Two or more players score 20-29 points in the same game: Jamal Schuler (24) and B.A. Walker (20), VCU, 1/29/07
 Perfect at FT line (10 att.): Bill Mayew (14-14), UNCW, 1/29/97
 Had 15-19 Rebounds: Loren Stokes (15 Rebs.), Hofstra, 1/20/07
 Had 10 or more assists: Brian Johnson (10), Delaware, 1/13/07
 Had 6 or more steals: Keith Simmons (7), Holy Cross, 11/25/06
 Had 5 or more blocked shots: Shawn James (8), Northeastern, 2/2/06

W&M FIELD GOAL SHOOTING

Shot 50 percent or better: .540 at James Madison, 2/7/07
 Shot 60 percent or better: .609 vs. Georgia State, 1/27/07
 Shot 70 percent or better: .746 vs. Virginia Wesleyan, 2/1/84
 Made 30-39 field goals: 32 vs. Wagner, 11/20/06
 Made 40-49 field goals: 43 vs. George Mason, 2/27/95
 Made 50 or more field goals: not since 1986-87
 Attempted 60-69 field goals: 64 vs. Wagner, 11/20/06
 Attempted 70-79 field goals: 72 at Northeastern, 2/2/06
 Attempted 80-89 field goals: 84 vs. George Mason, 2/12/05
 Attempted 90 or more field goals: not since 1986-87

OPPONENT FIELD GOAL SHOOTING

Shot 50 percent or better: .571, UNCW, 2/3/07
 Shot 60 percent or better: .614, Navy, 11/28/06
 Shot 70 percent or better: .705, Navy, 3/8/85
 Made 30-39 field goals: 34, VCU, 1/29/07
 Made 40-49 field goals: 40, George Mason, 2/27/95
 Made 50 or more field goals: not since 1986-87
 Attempted 60-69 field goals: 60, Drexel, 2/14/07
 Attempted 70-79 field goals: 71, Old Dominion, 2/9/06
 Attempted 80-89 field goals: 80, Kansas State, 11/11/06
 Attempted 90 or more field goals: 94, George Mason, 2/27/95

W&M THREE-POINT SHOOTING

Shot 50 percent or better: .500 vs. UNC-Greensboro, 12/21/05
 Shot 60 percent or better: .750 vs. Old Dominion, 2/16/01
 Shot 70-79 percent: .750 vs. Old Dominion, 2/17/01
 Made 10-14 3-point field goals: 12 vs. Georgia State, 1/27/07
 Made 15 or more 3-pt. field goals: 16 vs. George Mason, 1/24/96
 Attempted 20-29 3-point field goals: 25 at Drexel, 2/21/07
 Attempted 30-39 3-point field goals: 34 at Radford, 11/24/03

OPPONENT THREE-POINT SHOOTING

Shot 50 percent or better: .500 at VCU, 1/29/07
 Shot 60 percent or better: .643 at Navy, 11/28/06
 Shot 70-79 percent: .750 vs. Richmond, 11/30/88
 Shot 80 percent or better: .800 vs. Wake Forest, 2/4/91
 Made 10-14 3-point field goals: 12 at VCU, 1/29/07
 Made 15 or more 3-point field goals: 17 at VCU, 2/19/03
 Attempted 20-29 3-point field goals: 24, at Fairfield, 2/17/07
 Attempted 30-39 3-point field goals: 30 vs. Richmond, 12/31/06



THE LAST TIME...

W&M FREE THROW SHOOTING

Shot 80 percent or better: .857 (12-14) at VCU, 1/29/07
Shot 90 percent or better: .955 (21-22) vs. UMBC, 12/22/06
Shot 100 percent: 1.000 (13-13) at Drexel, 2/7/04
Made 20-29 free throws: 20 vs. Drexel, 2/14/07
Made 30-39 free throws: 32 vs. Hartford, 11/19/04
Made 40 or more free throws: not since 1964
Attempted 10 or fewer free throws: 10 at Drexel, 2/21/07
Attempted 30-39 free throws: 34 vs. VCU, 1/10/07
Attempted 40-49 free throws: 41 vs. Hartford, 11/19/04
Attempted 50-59 free throws: not since 1986-87
Attempted 60 or more free throws: not since 1964

OPPONENT FREE THROW SHOOTING

Shot 80 percent or better: .800 (12-15) at Fairfield, 2/17/07
Shot 90 percent or better: .917 (11-12) vs. Northeastern, 1/6/07
Shot 100 percent: 1.000 at George Mason, 1/26/06
Made 20-29 free throws: 31 vs. VCU, 1/10/07
Made 30-39 free throws: 31 vs. VCU, 1/10/07
Made 40 or more free throws: not since 1964
Attempted 10 or fewer free throws: 8 vs. North Florida, 12/8/06
Attempted 30-39 free throws: 37 vs. VCU, 1/10/07
Attempted 40-49 free throws: 42 at George Mason, 1/3/02
Attempted 50-59 free throws: not since 1986-87
Attempted 60 or more free throws: not since 1964

W&M SCORING

Scored 80 or more points: 81 vs. Georgia State, 1/27/07
Scored 90 or more points: 90 vs. Georgia State, 2/4/06
Scored 100 or more points: 101 vs. Elon, 12/22/98
Scored 110 or more points: 116 vs. George Mason, 2/27/94

OPPONENT SCORING

Scored 80 or more points: 88 vs. VCU, 1/10/07
Scored 90 or more points: 90 at VCU, 1/29/07
Scored 100 or more points: 104 vs. George Mason, 2/12/05
Scored 110 or more points: 127 at Virginia Tech, 1/29/73

W&M REBOUNDING

Had 40 or more rebounds: 40 vs. Richmond, 12/31/06
Had 50 or more rebounds: 51 vs. Maine, 11/18/06
Had 60 or more rebounds: 67 vs. Marymount, 11/29/95

OPPONENT REBOUNDING

Had 40 or more rebounds: 40 at Old Dominion, 1/24/07
Had 50 or more rebounds: 59 at Kansas State, 11/11/06
Had 60 or more rebounds: 60 at VMI, 2/10/65

W&M ASSISTS

Had 20 or more assists: 25 vs. Georgia State, 2/4/06
Had 30 or more assists: 33 vs. George Mason, 2/27/95

OPPONENT ASSISTS

Had 20 or more assists: 20 at Navy, 11/28/06
Had 30 or more assists: not since 1964

W&M BLOCKED SHOTS

Had 10 or more blocked shots: 17 vs. George Mason, 2/26/96

OPPONENT BLOCKED SHOTS

Had 10 or more blocked shots: 13 vs. Drexel, 1/5/06

W&M STEALS

Had 10 or more steals: 12 vs. North Florida, 12/8/06
Had 15 or more steals: 19 at Virginia Tech, 12/23/03

OPPONENT STEALS

Had 10 or more steals: 12 at Drexel, 2/21/07
Had 15 or more steals: 19 at Towson, 12/3/05

MISCELLANEOUS

TWO W&M PLAYERS HAD A DOUBLE-DOUBLE IN THE SAME GAME:

Adam Hess (23 pts., 10 rebs.) and Zeb Cope (11 pts., 11 rebs.) vs. Towson, 3/5/04

W&M PLAYER LED THE TEAM IN POINTS, REBOUNDS AND ASSISTS IN THE SAME GAME:

Laimis Kisielius (22 points, 4 rebounds, 3 assists) at VCU, 1/29/07

W&M PLAYED 2OT:

vs. George Mason, 2/12/05 (L, 104-99)

W&M PLAYED 3OT:

vs. Virginia Tech, 1/21/81 (W 48-46)

W&M PLAYED 4OT:

Never

W&M SHOT 70 PERCENT FROM THE FLOOR IN A HALF:

.762 (2nd Half) at James Madison, 2/7/07

W&M SHOT 60 PERCENT FROM THE FLOOR IN A HALF:

.625 (15-of-24) (2nd half) vs. Georgia State, 1/27/07

W&M SHOT LESS THAN 30 PERCENT FROM THE FLOOR IN A HALF:

.231 (6-of-26) (2nd Half) at Old Dominion, 1/24/07

W&M HELD AN OPPONENT BELOW 10 PERCENT SHOOTING IN A HALF:

.091 (2-of-22) (1st Half) James Madison, 1/24/01

W&M OVERCAME A DEFICIT IN THE FINAL FIVE MINUTES TO WIN A GAME:

Overcame 59-46 deficit to win 73-68 in OT vs. Cornell, 12/2/06

W&M OVERCAME A HALFTIME DEFICIT IN TWO CONSECUTIVE GAMES:

Overcame 33-31 deficit to win 67-63 (George Mason, A, 1/3/07)
Overcame 27-26 deficit to win 60-57 (Northeastern, H, 1/6/07)



GAME 5
W&M 59, JACKSONVILLE STATE 56
DECEMBER 1, 2006

JSU basketball stats table with columns for player name, fg, fga, 3-pt fg, 3-pt fga, ft, fta, of, de, tot, pf, tp, a, to, blk, s, min.

W&M basketball stats table with columns for player name, fg, fga, 3-pt fg, 3-pt fga, ft, fta, of, de, tot, pf, tp, a, to, blk, s, min.

Officials: Alvin Scott, Scott Smith, Shawn Carpenter
Technical fouls: Jacksonville State-None. William and Mary-None.
Attendance: 2684

Score by Periods table for Game 5 showing 1st, 2nd, and Total scores for Jacksonville State and William and Mary.

GAME 7
TOWSON 73, W&M 60
DECEMBER 5, 2006

Towson basketball stats table with columns for player name, fg, fga, 3-pt fg, 3-pt fga, ft, fta, of, de, tot, pf, tp, a, to, blk, s, min.

W&M basketball stats table with columns for player name, fg, fga, 3-pt fg, 3-pt fga, ft, fta, of, de, tot, pf, tp, a, to, blk, s, min.

Officials: Steve Gordon, Sean Casady, Raymond Styons
Technical fouls: Towson-None. William and Mary-None.
Attendance: 2073

Score by Periods table for Game 7 showing 1st, 2nd, and Total scores for Towson and William and Mary.

GAME 6
W&M 73, CORNELL 68
DECEMBER 2, 2006

Cornell basketball stats table with columns for player name, fg, fga, 3-pt fg, 3-pt fga, ft, fta, of, de, tot, pf, tp, a, to, blk, s, min.

W&M basketball stats table with columns for player name, fg, fga, 3-pt fg, 3-pt fga, ft, fta, of, de, tot, pf, tp, a, to, blk, s, min.

Officials: Alvin Cox, Scott Smith, Shawn Carpenter
Technical fouls: Cornell-None. William and Mary-None.
Attendance: 2118

Score by Periods table for Game 6 showing 1st, 2nd, and OT scores for Cornell and William and Mary.

GAME 8
W&M 61, NORTH FLORIDA 44
DECEMBER 8, 2006

North Florida basketball stats table with columns for player name, fg, fga, 3-pt fg, 3-pt fga, ft, fta, of, de, tot, pf, tp, a, to, blk, s, min.

W&M basketball stats table with columns for player name, fg, fga, 3-pt fg, 3-pt fga, ft, fta, of, de, tot, pf, tp, a, to, blk, s, min.

Officials: Bryan Kersey, Kyle Neve, Scott Smith
Technical fouls: North Florida-None. William and Mary-None.
Attendance: 2135

Score by Periods table for Game 8 showing 1st, 2nd, and Total scores for North Florida and William and Mary.



**GAME 17
GEORGE MASON 76, W&M 63
JANUARY 16, 2007**

George Mason player stats table with columns: tot-fg, 3-pt, ft, rebounds, pf, tp, a, to, blk, s, min.

TOTAL FG% 1st Half: 16-29 55.2% 2nd Half: 12-23 52.2% Game: 53.8%
3-Pt. FG% 1st Half: 5-15 33.3% 2nd Half: 6-8 75.0% Game: 47.8%
F Throw % 1st Half: 2-2 100% 2nd Half: 7-14 50.0% Game: 56.3%

W&M player stats table with columns: tot-fg, 3-pt, ft, rebounds, pf, tp, a, to, blk, s, min.

TOTAL FG% 1st Half: 11-19 57.9% 2nd Half: 12-28 42.9% Game: 48.9%
3-Pt. FG% 1st Half: 4-11 36.4% 2nd Half: 5-14 35.7% Game: 36.0%
F Throw % 1st Half: 6-7 85.7% 2nd Half: 2-3 66.7% Game: 80.0%

Officials: Jeff Clark, Bryan Kersey, Bernard Clinton
Technical fouls: George Mason-None. William and Mary-Team.
Attendance: 2729

Score by Periods table with columns: 1st, 2nd, Total.

**GAME 19
OLD DOMINION 59, W&M 44
JANUARY 24, 2007**

W&M player stats table with columns: tot-fg, 3-pt, ft, rebounds, pf, tp, a, to, blk, s, min.

TOTAL FG% 1st Half: 8-18 44.4% 2nd Half: 6-26 23.1% Game: 31.8%
3-Pt. FG% 1st Half: 5-11 45.5% 2nd Half: 2-12 16.7% Game: 21.1%
F Throw % 1st Half: 6-10 60.0% 2nd Half: 3-5 60.0% Game: 60.0%

ODU player stats table with columns: tot-fg, 3-pt, ft, rebounds, pf, tp, a, to, blk, s, min.

TOTAL FG% 1st Half: 6-31 19.4% 2nd Half: 15-26 57.7% Game: 36.8%
3-Pt. FG% 1st Half: 0-14 0.0% 2nd Half: 4-5 80.0% Game: 21.1%
F Throw % 1st Half: 2-3 66.7% 2nd Half: 11-12 91.7% Game: 86.7%

Officials: Ray Natili, Bob Testa, Tim Kelly
Technical fouls: William & Mary-None. Old Dominion-None.
Attendance: 6572

Score by Periods table with columns: 1st, 2nd, Total.

**GAME 18
HOFSTRA 77, W&M 69
JANUARY 20, 2007**

W&M player stats table with columns: tot-fg, 3-pt, ft, rebounds, pf, tp, a, to, blk, s, min.

TOTAL FG% 1st Half: 13-31 41.9% 2nd Half: 11-27 40.7% Game: 41.4%
3-Pt. FG% 1st Half: 3-16 18.8% 2nd Half: 3-8 37.5% Game: 25.0%
F Throw % 1st Half: 6-7 85.7% 2nd Half: 9-10 90.0% Game: 88.2%

Hofstra player stats table with columns: tot-fg, 3-pt, ft, rebounds, pf, tp, a, to, blk, s, min.

TOTAL FG% 1st Half: 15-29 51.7% 2nd Half: 12-28 42.9% Game: 47.4%
3-Pt. FG% 1st Half: 2-11 18.2% 2nd Half: 2-7 28.6% Game: 22.2%
F Throw % 1st Half: 12-16 75.0% 2nd Half: 7-11 63.6% Game: 70.4%

Officials: Sean Casady, Eric Britto, Tim Comer
Technical fouls: William & Mary-None. Hofstra-TEAM.
Attendance: 3721

Score by Periods table with columns: 1st, 2nd, Total.

**GAME 20
W&M 81, GEORGIA STATE 65
JANUARY 27, 2007**

GSU player stats table with columns: tot-fg, 3-pt, ft, rebounds, pf, tp, a, to, blk, s, min.

TOTAL FG% 1st Half: 13-26 50.0% 2nd Half: 11-21 52.4% Game: 51.1%
3-Pt. FG% 1st Half: 2-8 25.0% 2nd Half: 4-11 36.4% Game: 31.6%
F Throw % 1st Half: 0-0 0.0% 2nd Half: 11-14 78.6% Game: 78.6%

W&M player stats table with columns: tot-fg, 3-pt, ft, rebounds, pf, tp, a, to, blk, s, min.

TOTAL FG% 1st Half: 13-22 59.1% 2nd Half: 15-24 62.5% Game: 60.9%
3-Pt. FG% 1st Half: 4-9 44.4% 2nd Half: 8-16 50.0% Game: 48.0%
F Throw % 1st Half: 4-6 66.7% 2nd Half: 9-11 81.8% Game: 76.5%

Officials: Dan Stryfeler, Mark Schnur, Darrius Stone
Technical fouls: Georgia State-None. William and Mary-None.
Attendance: 3156

Score by Periods table with columns: 1st, 2nd, Total.

2006-07 William and Mary Basketball
William and Mary Season Schedule/Results & Leaders (as of Feb 22, 2007)
All games

RECORD:	OVERALL	HOME	AWAY	NEUTRAL
ALL GAMES.....	(15-13)	(11-4)	(4-9)	(0-0)
CONFERENCE.....	(8-9)	(4-4)	(4-5)	(0-0)
NON-CONFERENCE.....	(7-4)	(7-0)	(0-4)	(0-0)

DATE	TIME	OPPONENT	SCORE	ATTEND	HIGH POINTS	HIGH REBOUNDS
11/11/06	1:00 PM	at Kansas State	60-70 L	11390	(18)Schneider, David	(9)Schneider, David
11/20/06	7:00 PM	WAGNER	W 77-53	3197	(18)Kisielius, Laimis	(8)Payton, Adam
11/25/06	2:00 PM	at Holy Cross	57-66 L	2103	(15)Payton, Adam	(6)Mann, Nathan (6)Cofield, Corey
11/28/06	7:00 pm	at Navy	63-79 L	1285	(12)Trumbower, Adam (12)Payton, Adam	(6)Trumbower, Adam
12/01/06	8:30 PM	JACKSONVILLE STATE	W 59-56	2684	(20)Kisielius, Laimis	(6)Kisielius, Laimis (6)Stein, Peter
12/02/06	8:30 PM	CORNELL	WOT 73-68	2118	(21)Kisielius, Laimis	(6)Kisielius, Laimis
12/05/06	8:07 PM	* TOWSON	60-73 L	2073	(18)Schneider, David	(4)Trumbower, Adam (4)Stein, Peter (4)Payton, Adam
12/08/06	7:00 PM	NORTH FLORIDA	W 61-44	2135	(13)Mann, Nathan	(9)Mann, Nathan
12/22/06	7:00 PM	UMBC	W 70-58	1421	(19)Kisielius, Laimis	(5)Smith, Alex
12/28/06	7:00 PM	HAMPTON	W 72-67	2107	(18)Kisielius, Laimis	(3)Smith, Alex (3)Schneider, David (3)Mann, Nathan
12/31/06	2:00 PM	RICHMOND	W 61-53	1922	(13)Payton, Adam	(8)Mann, Nathan (8)Stein, Peter (8)Kisielius, Laimis
1/3/07	7:00 PM	* at George Mason	W 67-63	4409	(14)Mann, Nathan	(9)Payton, Adam
1/6/07	12:06 PM	* NORTHEASTERN	W 60-57	1764	(15)Payton, Adam	(8)Schneider, David
1/8/07	6:00 PM	* at Georgia State	W 57-43	717	(12)Kisielius, Laimis	(7)Stein, Peter
1/10/07	7:00 PM	* VCU	77-88 L	2412	(26)Payton, Adam	(5)Payton, Adam (5)Mann, Nathan (5)Smith, Alex
1/13/07	7:00 p.m.	* at Delaware	62-77 L	2906	(19)Payton, Adam	(9)Smith, Alex
1/16/07	7:04 PM	* GEORGE MASON	63-76 L	2729	(17)Kisielius, Laimis	(7)Schneider, David
1/20/07	4:00 PM	* at Hofstra	69-77 L	3721	(23)Payton, Adam	(6)Kisielius, Laimis (6)Smith, Alex
1/24/07	7:00 PM	* at Old Dominion University	44-59 L	6572	(15)Payton, Adam	(6)Payton, Adam
1/27/07	7:00 PM	* GEORGIA STATE	W 81-65	3156	(17)Payton, Adam (17)Kisielius, Laimis	(4)Stein, Peter (4)Schneider, David
1/29/07	7:30 PM	* at VCU	68-90 L	6228	(22)Kisielius, Laimis	(4)Kisielius, Laimis
1/31/07	7:00 PM	* JAMES MADISON	W 65-62	2534	(21)Mann, Nathan	(6)Smith, Alex
2/3/07	7 PM	* UNC WILMINGTON	61-67 L	2820	(24)Payton, Adam	(5)Payton, Adam
2/7/07	7:00 PM	* at James Madison	W 71-56	3213	(18)Payton, Adam	(6)Payton, Adam (6)Mann, Nathan
2/10/07	7:00 PM	* at UNC Wilmington	W 61-55	5664	(25)Mann, Nathan	(7)Payton, Adam
2/14/07	7:00 PM	* DREXEL	W 60-47	2011	(17)Kisielius, Laimis	(8)Kisielius, Laimis
02/17/07	4:00pm	at Fairfield	45-61 L	2893	(16)Payton, Adam	(4)Mann, Nathan (4)Payton, Adam (4)Kisielius, Laimis
2/21/07	7:30 PM	* at Drexel	57-64 L	2063	(20)Payton, Adam	(6)Smith, Alex (6)Mann, Nathan

* = Conference game

ATTENDANCE SUMMARY	GAMES	TOTALS	AVG/GAME
HOME.....	15	35083	2339
AWAY.....	13	53164	4090
NEUTRAL.....	0	0	0
TOTAL.....	28	88247	3152

2006-07 William and Mary Basketball
William and Mary Combined Team Statistics (as of Feb 22, 2007)
All games

RECORD:	OVERALL	HOME	AWAY	NEUTRAL
ALL GAMES.....	(15-13)	(11-4)	(4-9)	(0-0)
CONFERENCE.....	(8-9)	(4-4)	(4-5)	(0-0)
NON-CONFERENCE.....	(7-4)	(7-0)	(0-4)	(0-0)

## Player	GP-GS	---TOTAL---		---3-PTS---		---REBOUNDS---								PF	FO	A	TO	Blk	Stl	Pts	Avg
		Min--Avg	FG-FGA	Pct	3FG-FGA	Pct	FT-FTA	Pct	Off	Def	Tot	Avg									
24 Payton, Adam.....	28-26	880	31.4	130-278	.468	20-64	.313	108-126	.857	43	70	113	4.0	45	1	48	68	2	44	388	13.9
13 Kisielius, Laimis..	27-26	778	28.8	103-219	.470	34-82	.415	65-89	.730	34	68	102	3.8	60	1	65	65	11	15	305	11.3
11 Mann, Nathan.....	28-25	779	27.8	88-228	.386	49-153	.320	26-33	.788	11	86	97	3.5	49	2	59	42	2	19	251	9.0
02 Schneider, David...	24-23	733	30.5	56-172	.326	38-130	.292	49-73	.671	18	66	84	3.5	59	0	65	45	0	24	199	8.3
15 Stein, Peter.....	28-25	595	21.3	65-112	.580	8-23	.348	24-43	.558	28	62	90	3.2	79	2	33	45	13	11	162	5.8
04 Smith, Alex.....	28-3	412	14.7	57-109	.523	2-8	.250	35-51	.686	45	51	96	3.4	58	1	9	34	8	7	151	5.4
20 Kyle Carrabine.....	28-2	369	13.2	34-87	.391	20-62	.323	9-19	.474	9	38	47	1.7	13	0	11	11	1	5	97	3.5
45 Cofield, Corey.....	12-2	122	10.2	16-39	.410	0-0	.000	9-15	.600	8	19	27	2.3	13	0	5	17	1	4	41	3.4
22 Sumner, Danny.....	19-1	150	7.9	20-54	.370	3-17	.176	4-17	.235	12	7	19	1.0	4	0	6	14	3	6	47	2.5
03 Trumbower, Adam....	28-5	348	12.4	15-42	.357	6-25	.240	21-25	.840	12	34	46	1.6	32	0	34	20	0	9	57	2.0
23 Darnell, Chris.....	26-2	276	10.6	19-49	.388	4-13	.308	8-18	.444	11	35	46	1.8	30	0	18	19	5	4	50	1.9
00 Hess, Steven.....	21-0	131	6.2	9-17	.529	0-0	.000	6-13	.462	4	15	19	0.9	25	1	5	10	6	2	24	1.1
25 Stratton, Chris....	9-0	48	5.3	4-5	.800	0-0	.000	1-3	.333	1	3	4	0.4	7	0	1	3	1	1	9	1.0
12 Barnett, Marcus....	5-0	5	1.0	0-1	.000	0-0	.000	0-1	.000	0	1	1	0.2	1	0	0	2	1	0	0	0.0
Team.....										39	65	104	3.7	0		4					

Total.....	28	5626	616-1412	.436	184-577	.319	365-526	.694	275	620	895	32.0	475	8	359	399	54	151	1781	63.6
Opponents.....	28	5626	638-1478	.432	174-566	.307	344-503	.684	296	602	898	32.1	498	10	359	359	73	200	1794	64.1

TEAM STATISTICS	W&M	OPP	DATE	OPPONENT	W/L	SCORE	ATTEND
SCORING.....	1781	1794	11/11/06	at Kansas State	L	60-70	11390
Points per game.....	63.6	64.1	11/20/06	WAGNER	W	77-53	3197
Scoring margin.....	-0.5	-	11/25/06	at Holy Cross	L	57-66	2103
FIELD GOALS-ATT.....	616-1412	638-1478	11/28/06	at Navy	L	63-79	1285
Field goal pct.....	.436	.432	12/01/06	JACKSONVILLE STATE	W	59-56	2684
3 POINT FG-ATT.....	184-577	174-566	12/02/06	CORNELL	W OT	73-68	2118
3-point FG pct.....	.319	.307	*12/05/06	TOWSON	L	60-73	2073
3-pt FG made per game..	6.6	6.2	12/08/06	NORTH FLORIDA	W	61-44	2135
FREE THROWS-ATT.....	365-526	344-503	12/22/06	UMBC	W	70-58	1421
Free throw pct.....	.694	.684	12/28/06	HAMPTON	W	72-67	2107
REBOUNDS.....	895	898	12/31/06	RICHMOND	W	61-53	1922
Rebounds per game.....	32.0	32.1	*1/3/07	at George Mason	W	67-63	4409
Rebounding margin.....	-0.1	-	*1/6/07	NORTHEASTERN	W	60-57	1764
ASSISTS.....	359	359	*1/8/07	at Georgia State	W	57-43	717
Assists per game.....	12.8	12.8	*1/10/07	VCU	L	77-88	2412
TURNOVERS.....	399	359	*1/13/07	at Delaware	L	62-77	2906
Turnovers per game.....	14.3	12.8	*1/16/07	GEORGE MASON	L	63-76	2729
Turnover margin.....	-1.4	-	*1/20/07	at Hofstra	L	69-77	3721
Assist/turnover ratio..	0.9	1.0	*1/24/07	at Old Dominion University	L	44-59	6572
STEALS.....	151	200	*1/27/07	GEORGIA STATE	W	81-65	3156
Steals per game.....	5.4	7.1	*1/29/07	at VCU	L	68-90	6228
BLOCKS.....	54	73	*1/31/07	JAMES MADISON	W	65-62	2534
Blocks per game.....	1.9	2.6	*2/3/07	UNC WILMINGTON	L	61-67	2820
WINNING STREAK.....	0	-	*2/7/07	at James Madison	W	71-56	3213
Home win streak.....	1	-	*2/10/07	at UNC Wilmington	W	61-55	5664
ATTENDANCE.....	35083	53164	*2/14/07	DREXEL	W	60-47	2011
Home games-Avg/Game....	15-2339	13-4090	02/17/07	at Fairfield	L	45-61	2893
Neutral site-Avg/Game..	-	0-0	*2/21/07	at Drexel	L	57-64	2063

* = Conference game

SCORE BY PERIODS:	1st	2nd	OT	Total
William and Mary.....	773	997	11	1781
Opponents.....	820	968	6	1794

**2006-07 WILLIAM and MARY Basketball
WILLIAM and MARY Team Game-by-Game Comparison (as of Feb 22, 2007)
All games**

Opponent	1st	2nd	Score	Mar	Total FG	FG Pct	3-Pointers	3FG Pct	Free Throws	FT Pct	Rebounds	Assist	Tower	Block	Steal	Fouls	
Kansas State.....	27/34	33/36	60-70	(10)	21-53/24-80	.396/.300	8-21/ 6-29	.381/.207	10-18/16-27	.556/.593	37/59	(22)	16/16	19/9	1/8	6/8	24/18
MAGNER.....	31/20	46/33	77-53	+24	32-64/17-52	.500/.327	7-19/ 8-31	.368/.258	6-12/11-23	.500/.478	42/38	+4	16/10	13/19	4/1	8/3	25/17
Holy Cross.....	26/34	31/32	57-66	(9)	22-56/22-60	.393/.367	5-17/ 5-25	.294/.200	8-14/17-23	.571/.739	32/43	(11)	11/14	15/13	2/5	4/12	20/18
Navy.....	28/38	35/41	63-79	(16)	22-55/27-44	.400/.614	4-21/ 9-14	.190/.643	15-20/16-23	.750/.696	30/28	+2	11/20	18/17	2/1	6/11	13/19
JACKSONVILLE STATE.....	27/20	32/36	59-56	+3	20-49/25-62	.408/.403	2-11/ 3-19	.182/.158	17-33/ 3-8	.515/.375	47/30	+17	11/12	28/19	2/4	9/14	11/25
CORNELL.....	25/30	37/32	73-68	+5	24-56/26-53	.429/.491	9-24/ 7-19	.375/.368	16-24/ 9-11	.667/.818	33/29	+4	16/17	13/16	3/4	7/5	15/24
TOWSON.....	25/42	35/31	60-73	(13)	19-54/26-49	.352/.531	8-29/ 5-20	.276/.250	14-18/16-20	.778/.800	26/37	(11)	16/17	8/13	0/1	4/7	19/14
NORTH FLORIDA.....	21/18	40/26	61-44	+17	20-47/18-54	.426/.333	5-20/ 5-17	.250/.294	16-25/ 3-8	.640/.375	35/33	+2	14/7	11/15	4/4	12/0	12/16
UMBC.....	42/25	28/33	70-58	+12	21-42/21-45	.500/.467	7-15/ 3-14	.467/.214	21-22/13-15	.955/.867	23/24	(1)	11/6	9/12	2/0	3/5	13/15
HAMPTON.....	30/27	42/40	72-67	+5	21-41/21-47	.512/.447	9-20/ 6-20	.450/.300	21-29/19-31	.724/.613	25/29	(4)	13/4	24/21	2/0	3/11	21/24
RICHMOND.....	27/13	34/40	61-53	+8	20-42/21-57	.476/.368	7-20/ 6-30	.350/.200	14-25/ 5-9	.560/.556	40/26	+14	12/9	16/9	2/1	4/6	14/22
George Mason.....	31/33	36/30	67-63	+4	24-56/22-48	.429/.458	7-23/ 6-23	.304/.261	12-14/13-16	.857/.813	36/24	+12	16/18	12/12	0/2	4/5	16/15
NORTHEASTERN.....	26/27	34/30	60-57	+3	19-49/19-51	.388/.373	8-22/ 8-24	.364/.333	14-19/11-12	.737/.917	35/28	+7	11/11	11/11	3/2	7/4	11/14
Georgia State.....	22/18	35/25	57-43	+14	23-48/16-49	.479/.327	8-23/ 4-15	.348/.267	3-7/ 7-11	.429/.636	34/26	+8	14/12	15/12	1/2	6/7	15/13
VCU.....	29/39	48/49	77-88	(11)	21-49/25-42	.429/.595	8-21/ 7-14	.381/.500	27-34/31-37	.794/.838	27/26	+1	10/12	16/13	0/1	7/9	24/25
Delaware.....	25/38	37/39	62-77	(15)	22-58/23-42	.379/.548	2-22/12-25	.091/.480	16-20/19-25	.800/.760	32/27	+5	9/15	12/13	0/3	5/4	22/17
GEORGE MASON.....	32/39	31/37	63-76	(13)	23-47/28-52	.489/.538	9-25/11-23	.360/.478	8-10/ 9-16	.800/.563	29/24	+5	14/16	12/4	0/0	1/7	16/16
Hofstra.....	35/44	34/33	69-77	(8)	24-58/27-57	.414/.474	6-24/ 4-18	.250/.222	15-17/19-27	.882/.704	29/41	(12)	15/10	12/12	1/3	5/6	24/18
Old Dominion University.....	27/14	17/45	44-59	(15)	14-44/21-57	.318/.368	7-23/ 4-19	.304/.211	9-15/13-15	.600/.867	28/40	(12)	9/15	16/8	3/4	5/6	19/17
GEORGIA STATE.....	34/28	47/37	81-65	+16	28-46/24-47	.609/.511	12-25/ 6-19	.480/.316	13-17/11-14	.765/.786	24/21	+3	18/13	12/16	3/3	7/5	13/15
VCU.....	35/47	33/43	68-90	(22)	25-52/34-61	.481/.557	6-17/12-24	.353/.500	12-14/10-15	.857/.667	25/31	(6)	11/19	16/9	0/4	4/9	14/17
JAMES MADISON.....	32/26	33/36	65-62	+3	23-49/24-55	.469/.436	8-19/ 6-19	.421/.316	11-16/ 8-11	.688/.727	30/32	(2)	16/10	10/12	3/1	5/7	12/15
UNC WILMINGTON.....	29/37	32/30	61-67	(6)	20-54/24-42	.370/.571	7-27/ 6-13	.259/.462	14-20/13-21	.700/.619	27/32	(5)	11/16	7/15	2/4	7/3	19/16
James Madison.....	28/22	43/34	71-56	+15	27-50/18-50	.540/.360	8-19/ 3-15	.421/.200	9-17/17-28	.529/.607	32/34	(2)	15/8	14/16	1/2	6/9	24/23
UNC Wilmington.....	27/29	34/26	61-55	+6	22-48/21-61	.458/.344	5-18/ 6-23	.278/.261	12-16/ 7-15	.750/.467	35/37	(2)	10/11	15/9	1/1	2/8	13/16
DREXEL.....	22/17	38/30	60-47	+13	18-48/20-60	.375/.333	4-11/ 1-11	.364/.091	20-29/ 6-12	.690/.500	43/34	+9	11/8	14/10	7/4	5/7	15/20
Fairfield.....	13/21	32/40	45-61	(16)	18-43/21-50	.419/.420	2-16/ 7-24	.125/.292	7-11/12-15	.636/.800	32/28	+4	7/16	16/7	3/4	2/10	18/18
Drexel.....	17/40	40/24	57-64	(7)	23-54/23-51	.426/.451	6-25/ 8-19	.240/.421	5-10/10-15	.500/.667	27/37	(10)	15/17	15/17	2/4	7/12	13/11

Note: Game totals are displayed in the format TEAM/OPPONENT for each category

2006-07 William and Mary Basketball
William and Mary Season Schedule/Results & Leaders (as of Feb 22, 2007)
Conference games

RECORD:	OVERALL	HOME	AWAY	NEUTRAL
ALL GAMES.....	(8-9)	(4-4)	(4-5)	(0-0)
CONFERENCE.....	(8-9)	(4-4)	(4-5)	(0-0)
NON-CONFERENCE.....	(0-0)	(0-0)	(0-0)	(0-0)

DATE	TIME	OPPONENT	SCORE	ATTEND	HIGH POINTS	HIGH REBOUNDS
12/05/06	8:07 PM	* TOWSON	60-73 L	2073	(18)Schneider, David	(4)Trumbower, Adam (4)Stein, Peter (4)Payton, Adam
1/3/07	7:00 PM	* at George Mason	W 67-63	4409	(14)Mann, Nathan	(9)Payton, Adam
1/6/07	12:06 PM	* NORTHEASTERN	W 60-57	1764	(15)Payton, Adam	(8)Schneider, David
1/8/07	6:00 PM	* at Georgia State	W 57-43	717	(12)Kisielius, Laimis	(7)Stein, Peter
1/10/07	7:00 PM	* VCU	77-88 L	2412	(26)Payton, Adam	(5)Payton, Adam (5)Mann, Nathan (5)Smith, Alex
1/13/07	7:00 p.m.	* at Delaware	62-77 L	2906	(19)Payton, Adam	(9)Smith, Alex
1/16/07	7:04 PM	* GEORGE MASON	63-76 L	2729	(17)Kisielius, Laimis	(7)Schneider, David
1/20/07	4:00 PM	* at Hofstra	69-77 L	3721	(23)Payton, Adam	(6)Kisielius, Laimis (6)Smith, Alex
1/24/07	7:00 PM	* at Old Dominion University	44-59 L	6572	(15)Payton, Adam	(6)Payton, Adam
1/27/07	7:00 PM	* GEORGIA STATE	W 81-65	3156	(17)Payton, Adam (17)Kisielius, Laimis	(4)Stein, Peter (4)Schneider, David
1/29/07	7:30 PM	* at VCU	68-90 L	6228	(22)Kisielius, Laimis	(4)Kisielius, Laimis
1/31/07	7:00 PM	* JAMES MADISON	W 65-62	2534	(21)Mann, Nathan	(6)Smith, Alex
2/3/07	7 PM	* UNC WILMINGTON	61-67 L	2820	(24)Payton, Adam	(5)Payton, Adam
2/7/07	7:00 PM	* at James Madison	W 71-56	3213	(18)Payton, Adam	(6)Payton, Adam (6)Mann, Nathan
2/10/07	7:00 PM	* at UNC Wilmington	W 61-55	5664	(25)Mann, Nathan	(7)Payton, Adam
2/14/07	7:00 PM	* DREXEL	W 60-47	2011	(17)Kisielius, Laimis	(8)Kisielius, Laimis
2/21/07	7:30 PM	* at Drexel	57-64 L	2063	(20)Payton, Adam	(6)Smith, Alex (6)Mann, Nathan

* = Conference game

ATTENDANCE SUMMARY	GAMES	TOTALS	AVG/GAME
HOME.....	8	19499	2437
AWAY.....	9	35493	3944
NEUTRAL.....	0	0	0
TOTAL.....	17	54992	3235

2006-07 William and Mary Basketball
William and Mary Combined Team Statistics (as of Feb 22, 2007)
Conference games

RECORD:	OVERALL	HOME	AWAY	NEUTRAL
ALL GAMES.....	(8-9)	(4-4)	(4-5)	(0-0)
CONFERENCE.....	(8-9)	(4-4)	(4-5)	(0-0)
NON-CONFERENCE.....	(0-0)	(0-0)	(0-0)	(0-0)

## Player	GP-GS	---TOTAL---		---3-PTS---		---REBOUNDS---								PF	FO	A	TO	Blk	Stl	Pts	Avg
		Min--Avg	FG-FGA	Pct	3FG-FGA	Pct	FT-FTA	Pct	Off	Def	Tot	Avg									
24 Payton, Adam.....	17-16	546	32.1	88-181	.486	11-38	.289	74-84	.881	28	42	70	4.1	30	1	31	40	1	29	261	15.4
11 Mann, Nathan.....	17-15	486	28.6	59-141	.418	37-100	.370	15-19	.789	5	47	52	3.1	27	1	35	27	1	13	170	10.0
13 Kisielius, Laimis..	16-16	444	27.8	56-141	.397	18-52	.346	27-36	.750	18	43	61	3.8	42	1	43	34	4	5	157	9.8
02 Schneider, David...	16-15	500	31.3	39-121	.322	25-91	.275	30-45	.667	16	45	61	3.8	37	0	41	27	0	12	133	8.3
15 Stein, Peter.....	17-16	384	22.6	46-83	.554	8-20	.400	10-17	.588	13	41	54	3.2	50	2	22	26	9	8	110	6.5
04 Smith, Alex.....	17-2	246	14.5	32-60	.533	2-6	.333	27-35	.771	33	29	62	3.6	32	0	7	20	3	3	93	5.5
20 Carrabine, Kyle....	17-1	239	14.1	19-54	.352	10-36	.278	6-14	.429	6	25	31	1.8	9	0	9	7	1	4	54	3.2
45 Cofield, Corey.....	5-0	32	6.4	3-3	1.000	0-0	.000	7-9	.778	3	4	7	1.4	4	0	1	2	0	0	13	2.6
22 Sumner, Danny.....	11-0	64	5.8	9-19	.474	1-5	.200	4-10	.400	4	5	9	0.8	3	0	4	9	1	3	23	2.1
23 Darnell, Chris.....	15-0	160	10.7	11-29	.379	2-10	.200	7-13	.538	7	19	26	1.7	19	0	8	6	2	2	31	2.1
03 Trumbower, Adam....	17-4	190	11.2	6-22	.273	5-15	.333	6-8	.750	7	16	23	1.4	14	0	15	7	0	5	23	1.4
25 Stratton, Chris....	6-0	41	6.8	3-4	.750	0-0	.000	1-3	.333	0	3	3	0.5	7	0	1	2	1	1	7	1.2
00 Hess, Steven.....	12-0	67	5.6	4-5	.800	0-0	.000	0-0	.000	1	8	9	0.8	15	1	4	5	4	2	8	0.7
12 Barnett, Marcus....	3-0	2	0.7	0-1	.000	0-0	.000	0-0	.000	0	0	0	0.0	0	0	0	2	0	0	0	0.0
Team.....										15	36	51	3.0	0		3					

Total.....	17	3401	375-864	.434	119-373	.319	214-293	.730	156	363	519	30.5	289	6	221	217	27	87	1083	63.7
Opponents.....	17	3401	395-874	.452	109-324	.336	220-310	.710	162	369	531	31.2	282	3	228	202	41	115	1119	65.8

TEAM STATISTICS	W&M	OPP	DATE	OPPONENT	W/L	SCORE	ATTEND
SCORING.....	1083	1119	*12/05/06	TOWSON	L	60-73	2073
Points per game.....	63.7	65.8	*1/3/07	at George Mason	W	67-63	4409
Scoring margin.....	-2.1	-	*1/6/07	NORTHEASTERN	W	60-57	1764
FIELD GOALS-ATT.....	375-864	395-874	*1/8/07	at Georgia State	W	57-43	717
Field goal pct.....	.434	.452	*1/10/07	VCU	L	77-88	2412
3 POINT FG-ATT.....	119-373	109-324	*1/13/07	at Delaware	L	62-77	2906
3-point FG pct.....	.319	.336	*1/16/07	GEORGE MASON	L	63-76	2729
3-pt FG made per game..	7.0	6.4	*1/20/07	at Hofstra	L	69-77	3721
FREE THROWS-ATT.....	214-293	220-310	*1/24/07	at Old Dominion University	L	44-59	6572
Free throw pct.....	.730	.710	*1/27/07	GEORGIA STATE	W	81-65	3156
REBOUNDS.....	519	531	*1/29/07	at VCU	L	68-90	6228
Rebounds per game.....	30.5	31.2	*1/31/07	JAMES MADISON	W	65-62	2534
Rebounding margin.....	-0.7	-	*2/3/07	UNC WILMINGTON	L	61-67	2820
ASSISTS.....	221	228	*2/7/07	at James Madison	W	71-56	3213
Assists per game.....	13.0	13.4	*2/10/07	at UNC Wilmington	W	61-55	5664
TURNOVERS.....	217	202	*2/14/07	DREXEL	W	60-47	2011
Turnovers per game....	12.8	11.9	*2/21/07	at Drexel	L	57-64	2063
Turnover margin.....	-0.9	-	* = Conference game				
Assist/turnover ratio..	1.0	1.1					
STEALS.....	87	115					
Steals per game.....	5.1	6.8					
BLOCKS.....	27	41					
Blocks per game.....	1.6	2.4					
WINNING STREAK.....	0	-					
Home win streak.....	1	-					
ATTENDANCE.....	19499	35493					
Home games-Avg/Game....	8-2437	9-3944					
Neutral site-Avg/Game..	-	0-0					

SCORE BY PERIODS:	1st	2nd	Total
William and Mary.....	476	607	- 1083
Opponents.....	540	579	- 1119

**2006-07 William and Mary Basketball
 William and Mary Team Game-by-Game Comparison (as of Feb 22, 2007)
 Conference games**

Opponent	1st	2nd	Score	Mar	Total FG	FG Pct	3-Pointers	3FG Pct	Free Throws	FT Pct	Rebounds	Assist	TOver	Block	Steal	Fouls	
TOWSON.....	25/42	35/31	60-73	(13)	19-54/26-49	.352/.531	8-29/5-20	.276/.250	14-18/16-20	.778/.800	26/37	(11)	16/17	8/13	0/1	4/7	19/14
George Mason.....	31/33	36/30	67-63	+4	24-56/22-48	.429/.458	7-23/6-23	.304/.261	12-14/13-16	.857/.813	36/24	+12	16/18	12/12	0/2	4/5	16/15
NORTHEASTERN.....	26/27	34/30	60-57	+3	19-49/19-51	.388/.373	8-22/8-24	.364/.333	14-19/11-12	.737/.917	35/28	+7	11/11	11/11	3/2	7/4	11/14
Georgia State.....	22/18	35/25	57-43	+14	23-48/16-49	.479/.327	8-23/4-15	.348/.267	3-7/7-11	.429/.636	34/26	+8	14/12	15/12	1/2	6/7	15/13
VCU.....	29/39	48/49	77-88	(11)	21-49/25-42	.429/.595	8-21/7-14	.381/.500	27-34/31-37	.794/.838	27/26	+1	10/12	16/13	0/1	7/9	24/25
Delaware.....	25/38	37/39	62-77	(15)	22-58/23-42	.379/.548	2-22/12-25	.091/.480	16-20/19-25	.800/.760	32/27	+5	9/15	12/13	0/3	5/4	22/17
GEORGE MASON.....	32/39	31/37	63-76	(13)	23-47/28-52	.489/.538	9-25/11-23	.360/.478	8-10/9-16	.800/.563	29/24	+5	14/16	12/4	0/0	1/7	16/16
Hofstra.....	35/44	34/33	69-77	(8)	24-58/27-57	.414/.474	6-24/4-18	.250/.222	15-17/19-27	.882/.704	29/41	(12)	15/10	12/12	1/3	5/6	24/18
Old Dominion University.....	27/14	17/45	44-59	(15)	14-44/21-57	.318/.368	7-23/4-19	.304/.211	9-15/13-15	.600/.867	28/40	(12)	9/15	16/8	3/4	5/6	19/17
GEORGIA STATE.....	34/28	47/37	81-65	+16	28-46/24-47	.609/.511	12-25/6-19	.480/.316	13-17/11-14	.765/.786	24/21	+3	18/13	12/16	3/3	7/5	13/15
VCU.....	35/47	33/43	68-90	(22)	25-52/34-61	.481/.557	6-17/12-24	.353/.500	12-14/10-15	.857/.667	25/31	(6)	11/19	16/9	0/4	4/9	14/17
JAMES MADISON.....	32/26	33/36	65-62	+3	23-49/24-55	.469/.436	8-19/6-19	.421/.316	11-16/8-11	.688/.727	30/32	(2)	16/10	10/12	3/1	5/7	12/15
UNC WILMINGTON.....	29/37	32/30	61-67	(6)	20-54/24-42	.370/.571	7-27/6-13	.259/.462	14-20/13-21	.700/.619	27/32	(5)	11/16	7/15	2/4	7/3	19/16
James Madison.....	28/22	43/34	71-56	+15	27-50/18-50	.540/.360	8-19/3-15	.421/.200	9-17/17-28	.529/.607	32/34	(2)	15/8	14/16	1/2	6/9	24/23
UNC Wilmington.....	27/29	34/26	61-55	+6	22-48/21-61	.458/.344	5-18/6-23	.278/.261	12-16/7-15	.750/.467	35/37	(2)	10/11	15/9	1/1	2/8	13/16
DREXEL.....	22/17	38/30	60-47	+13	18-48/20-60	.375/.333	4-11/1-11	.364/.091	20-29/6-12	.690/.500	43/34	+9	11/8	14/10	7/4	5/7	15/20
Drexel.....	17/40	40/24	57-64	(7)	23-54/23-51	.426/.451	6-25/8-19	.240/.421	5-10/10-15	.500/.667	27/37	(10)	15/17	15/17	2/4	7/12	13/11

Note: Game totals are displayed in the format TEAM/OPPONENT for each category

2006-07 William and Mary Basketball
William and Mary Team Game-by-Game (as of Feb 22, 2007)
All games

TEAM STATISTICS

Opponent	Date	Score	W/L	---TOTAL---			--3-PTRS--			----REBOUNDS----								Pts---Avg		
				FG-FGA	Pct	3FG-FGA	Pct	FT-FTA	Pct	Off	Def	Tot	Avg	PF	A	TO	Blk	Stl	Pts	Avg
at Kansas State	11/11/06	60-70	L	21-53	.396	8-21	.381	10-18	.556	10	27	37	37.0	24	16	19	1	6	60	60.0
WAGNER	11/20/06	77-53	W	32-64	.500	7-19	.368	6-12	.500	10	32	42	39.5	25	16	13	4	8	77	68.5
at Holy Cross	11/25/06	57-66	L	22-56	.393	5-17	.294	8-14	.571	10	22	32	37.0	20	11	15	2	4	57	64.7
at Navy	11/28/06	63-79	L	22-55	.400	4-21	.190	15-20	.750	12	18	30	35.2	13	11	18	2	6	63	64.2
JACKSONVILLE STATE	12/01/06	59-56	W	20-49	.408	2-11	.182	17-33	.515	17	30	47	37.6	11	11	28	2	9	59	63.2
CORNELL	12/02/06	73-68	Wot	24-56	.429	9-24	.375	16-24	.667	14	19	33	36.8	15	16	13	3	7	73	64.8
TOWSON	12/05/06	60-73	L	19-54	.352	8-29	.276	14-18	.778	5	21	26	35.3	19	16	8	0	4	60	64.1
NORTH FLORIDA	12/08/06	61-44	W	20-47	.426	5-20	.250	16-25	.640	9	26	35	35.2	12	14	11	4	12	61	63.8
UMBC	12/22/06	70-58	W	21-42	.500	7-15	.467	21-22	.955	5	18	23	33.9	13	11	9	2	3	70	64.4
HAMPTON	12/28/06	72-67	W	21-41	.512	9-20	.450	21-29	.724	11	14	25	33.0	21	13	24	2	3	72	65.2
RICHMOND	12/31/06	61-53	W	20-42	.476	7-20	.350	14-25	.560	13	27	40	33.6	14	12	16	2	4	61	64.8
at George Mason	1/3/07	67-63	W	24-56	.429	7-23	.304	12-14	.857	13	23	36	33.8	16	16	12	0	4	67	65.0
NORTHEASTERN	1/6/07	60-57	W	19-49	.388	8-22	.364	14-19	.737	9	26	35	33.9	11	11	11	3	7	60	64.6
at Georgia State	1/8/07	57-43	W	23-48	.479	8-23	.348	3-7	.429	8	26	34	33.9	15	14	15	1	6	57	64.1
VCU	1/10/07	77-88	L	21-49	.429	8-21	.381	27-34	.794	11	16	27	33.5	24	10	16	0	7	77	64.9
at Delaware	1/13/07	62-77	L	22-58	.379	2-22	.091	16-20	.800	15	17	32	33.4	22	9	12	0	5	62	64.8
GEORGE MASON	1/16/07	63-76	L	23-47	.489	9-25	.360	8-10	.800	6	23	29	33.1	16	14	12	0	1	63	64.6
at Hofstra	1/20/07	69-77	L	24-58	.414	6-24	.250	15-17	.882	10	19	29	32.9	24	15	12	1	5	69	64.9
at Old Dominion Unive	1/24/07	44-59	L	14-44	.318	7-23	.304	9-15	.600	4	24	28	32.6	19	9	16	3	5	44	63.8
GEORGIA STATE	1/27/07	81-65	W	28-46	.609	12-25	.480	13-17	.765	9	15	24	32.2	13	18	12	3	7	81	64.7
at VCU	1/29/07	68-90	L	25-52	.481	6-17	.353	12-14	.857	12	13	25	31.9	14	11	16	0	4	68	64.8
JAMES MADISON	1/31/07	65-62	W	23-49	.469	8-19	.421	11-16	.688	10	20	30	31.8	12	16	10	3	5	65	64.8
UNC WILMINGTON	2/3/07	61-67	L	20-54	.370	7-27	.259	14-20	.700	9	18	27	31.6	19	11	7	2	7	61	64.7
at James Madison	2/7/07	71-56	W	27-50	.540	8-19	.421	9-17	.529	8	24	32	31.6	24	15	14	1	6	71	64.9
at UNC Wilmington	2/10/07	61-55	W	22-48	.458	5-18	.278	12-16	.750	7	28	35	31.7	13	10	15	1	2	61	64.8
DREXEL	2/14/07	60-47	W	18-48	.375	4-11	.364	20-29	.690	11	32	43	32.2	15	11	14	7	5	60	64.6
at Fairfield	02/17/07	45-61	L	18-43	.419	2-16	.125	7-11	.636	8	24	32	32.1	18	7	16	3	2	45	63.9
at Drexel	2/21/07	57-64	L	23-54	.426	6-25	.240	5-10	.500	9	18	27	32.0	13	15	15	2	7	57	63.6
William and Mary		1781		616-1412	.436	184-577	.319	365-526	.694	275	620	895	32.0	475	359	399	54	151	1781	63.6
Opponents		1794		638-1478	.432	174-566	.307	344-503	.684	296	602	898	32.1	498	359	359	73	200	1794	64.1

Games played: 28
Points/game: 63.6
FG Pct: 43.6
3FG Pct: 31.9
FT Pct: 69.4

Rebounds/game: 32.0
Assists/game: 12.8
Turnovers/game: 14.3
Assist/turnover ratio: 0.9
Steals/game: 5.4
Blocks/game: 1.9

2006-07 William and Mary Basketball
William and Mary Game-by-Game Points-Rebounds-Assists (as of Feb 22, 2007)
All games

Opponent	Date	Score	WL	00	02	03	04	11	12	13	15	20
				HESS,STEV	SCHNEIDER	TRUMBOWER	SMITH,ALE	MANN,NATH	BARNETT,M	KISIELIUS	STEIN,PET	CARRABINE
at Kansas State	11/11/06	60-70	L	3- 3- 0	18- 9- 7	0- 1- 0	2- 3- 0	5- 1- 1	DNP	16- 2- 2	4- 6- 2	0- 0- 0
WAGNER	11/20/06	77-53	W	2- 3- 0	8- 2- 6	2- 1- 1	2- 5- 0	0- 3- 1	0- 1- 0	18- 2- 1	2- 0- 1	4- 1- 0
at Holy Cross	11/25/06	57-66	L	DNP	4- 1- 1	0- 1- 1	3- 2- 0	12- 6- 4	DNP	10- 3- 1	3- 0- 0	0- 0- 0
at Navy	11/28/06	63-79	L	2- 0- 0	DNP	12- 6- 4	9- 4- 1	3- 2- 3	DNP	8- 4- 0	4- 2- 0	9- 0- 0
JACKSONVILLE STATE	12/01/06	59-56	W	0- 1- 0	DNP	2- 5- 1	2- 3- 0	8- 5- 2	DNP	20- 6- 1	2- 6- 4	2- 2- 1
CORNELL	12/02/06	73-68	WO	0- 0- 0	DNP	7- 2- 5	6- 2- 0	15- 4- 1	DNP	21- 6- 4	2- 4- 2	5- 1- 0
TOWSON	12/05/06	60-73	L	0- 1- 0	18- 2- 2	2- 4- 3	0- 2- 0	6- 0- 2	DNP	0- 0- 4	6- 4- 4	10- 2- 0
NORTH FLORIDA	12/08/06	61-44	W	3- 1- 0	10- 3- 5	2- 3- 2	3- 1- 0	13- 9- 3	0- 0- 0	5- 2- 3	10- 4- 0	5- 1- 0
UMBC	12/22/06	70-58	W	4- 0- 1	11- 1- 2	6- 0- 0	9- 5- 0	5- 0- 2	DNP	19- 3- 2	4- 2- 0	5- 4- 0
HAMPTON	12/28/06	72-67	W	2- 2- 0	6- 4- 3	1- 2- 1	8- 3- 1	12- 3- 1	DNP	18- 1- 3	7- 3- 1	6- 1- 1
RICHMOND	12/31/06	61-53	W	DNP	9- 3- 0	0- 0- 1	12- 4- 0	3- 8- 4	DNP	11- 8- 3	4- 8- 1	7- 2- 0
at George Mason	1/3/07	67-63	W	DNP	10- 2- 4	0- 0- 0	11- 4- 1	14- 0- 1	DNP	9- 8- 5	4- 3- 1	5- 4- 1
NORTHEASTERN	1/6/07	60-57	W	DNP	13- 8- 2	0- 1- 1	4- 1- 1	2- 5- 1	DNP	9- 2- 2	9- 3- 0	6- 3- 2
at Georgia State	1/8/07	57-43	W	0- 0- 0	7- 6- 4	0- 1- 0	7- 1- 0	7- 6- 4	0- 0- 0	12- 3- 1	5- 7- 4	5- 1- 0
VCU	1/10/07	77-88	L	0- 0- 0	10- 4- 3	0- 0- 0	12- 5- 0	14- 5- 2	DNP	7- 2- 2	0- 1- 0	0- 0- 0
at Delaware	1/13/07	62-77	L	DNP	7- 2- 1	0- 0- 0	16- 9- 0	2- 3- 2	DNP	2- 7- 3	5- 2- 0	5- 1- 1
GEORGE MASON	1/16/07	63-76	L	DNP	11- 7- 2	0- 1- 1	0- 0- 0	13- 4- 1	DNP	17- 6- 4	8- 2- 0	3- 1- 0
at Hofstra	1/20/07	69-77	L	0- 0- 0	6- 4- 4	0- 1- 0	8- 6- 1	9- 0- 4	DNP	15- 6- 2	6- 1- 1	0- 3- 1
at Old Dominion Univers	1/24/07	44-59	L	2- 3- 0	9- 2- 1	6- 1- 0	1- 3- 0	0- 3- 3	DNP	4- 1- 3	2- 1- 1	4- 0- 0
GEORGIA STATE	1/27/07	81-65	W	0- 1- 1	9- 4- 5	8- 3- 2	3- 3- 1	5- 1- 1	0- 0- 0	17- 2- 5	12- 4- 0	0- 2- 0
at VCU	1/29/07	68-90	L	DNP	5- 2- 1	0- 3- 0	6- 3- 0	6- 1- 2	DNP	22- 4- 3	6- 3- 2	0- 1- 1
JAMES MADISON	1/31/07	65-62	W	2- 0- 0	2- 2- 6	2- 0- 2	2- 6- 1	21- 2- 2	DNP	13- 4- 2	7- 2- 1	0- 2- 0
UNC WILMINGTON	2/3/07	61-67	L	0- 0- 0	1- 2- 1	0- 0- 1	2- 4- 0	12- 2- 2	DNP	DNP	9- 4- 3	3- 2- 0
at James Madison	2/7/07	71-56	W	4- 1- 1	11- 4- 2	3- 3- 3	2- 1- 0	14- 6- 3	0- 0- 0	2- 1- 2	17- 3- 2	0- 0- 1
at UNC Wilmington	2/10/07	61-55	W	0- 0- 1	7- 5- 3	2- 2- 0	7- 3- 0	25- 4- 2	DNP	6- 4- 1	6- 5- 0	3- 5- 0
DREXEL	2/14/07	60-47	W	0- 3- 1	7- 5- 0	0- 1- 0	3- 5- 1	12- 4- 0	DNP	17- 8- 2	4- 7- 1	4- 3- 2
at Fairfield	02/17/07	45-61	L	0- 0- 0	0- 1- 0	2- 2- 3	2- 2- 0	5- 4- 2	DNP	2- 4- 2	10- 1- 0	0- 4- 0
at Drexel	2/21/07	57-64	L	0- 0- 0	DNP	0- 2- 2	9- 6- 1	8- 6- 3	DNP	5- 3- 2	4- 2- 2	6- 1- 0

Opponent	Date	Score	WL	22	23	24	25	45
				SUMNER,DA	DARNELL,C	PAYTON,AD	STRATTON,	COFIELD,C
at Kansas State	11/11/06	60-70	L	0- 0- 0	3- 3- 1	5- 3- 2	DNP	4- 0- 1
WAGNER	11/20/06	77-53	W	12- 3- 1	7- 5- 3	9- 8- 2	2- 1- 0	9- 5- 0
at Holy Cross	11/25/06	57-66	L	2- 4- 0	0- 0- 0	15- 5- 3	DNP	8- 6- 1
at Navy	11/28/06	63-79	L	4- 1- 1	0- 2- 1	12- 3- 1	DNP	0- 3- 0
JACKSONVILLE STATE	12/01/06	59-56	W	0- 2- 0	0- 5- 1	18- 5- 0	DNP	5- 2- 1
CORNELL	12/02/06	73-68	WO	2- 0- 0	3- 1- 3	10- 2- 1	DNP	2- 4- 0
TOWSON	12/05/06	60-73	L	0- 1- 1	2- 3- 0	16- 4- 0	DNP	0- 1- 0
NORTH FLORIDA	12/08/06	61-44	W	0- 0- 0	0- 0- 0	10- 3- 0	0- 0- 0	0- 0- 1
UMBC	12/22/06	70-58	W	DNP	0- 0- 0	7- 4- 4	DNP	DNP
HAMPTON	12/28/06	72-67	W	DNP	0- 0- 0	12- 2- 2	DNP	DNP
RICHMOND	12/31/06	61-53	W	DNP	2- 3- 1	13- 4- 2	DNP	DNP
at George Mason	1/3/07	67-63	W	DNP	2- 4- 1	12- 9- 2	DNP	DNP
NORTHEASTERN	1/6/07	60-57	W	DNP	2- 3- 0	15- 2- 2	DNP	0- 1- 0
at Georgia State	1/8/07	57-43	W	2- 0- 0	5- 1- 0	7- 4- 1	0- 0- 0	0- 0- 0
VCU	1/10/07	77-88	L	2- 0- 0	0- 1- 1	26- 5- 2	DNP	6- 1- 0
at Delaware	1/13/07	62-77	L	4- 0- 0	2- 1- 0	19- 3- 2	DNP	DNP
GEORGE MASON	1/16/07	63-76	L	DNP	0- 0- 0	4- 3- 5	DNP	7- 4- 1
at Hofstra	1/20/07	69-77	L	0- 0- 0	2- 1- 0	23- 3- 2	DNP	DNP
at Old Dominion Univers	1/24/07	44-59	L	DNP	1- 4- 1	15- 6- 0	DNP	DNP
GEORGIA STATE	1/27/07	81-65	W	0- 2- 0	8- 0- 2	17- 1- 1	2- 0- 0	DNP
at VCU	1/29/07	68-90	L	7- 2- 0	4- 3- 0	12- 3- 2	DNP	DNP
JAMES MADISON	1/31/07	65-62	W	0- 0- 0	0- 1- 0	16- 5- 2	DNP	DNP
UNC WILMINGTON	2/3/07	61-67	L	3- 2- 0	3- 2- 2	24- 5- 2	4- 0- 0	DNP
at James Madison	2/7/07	71-56	W	0- 0- 0	0- 0- 0	18- 6- 1	0- 3- 0	DNP
at UNC Wilmington	2/10/07	61-55	W	DNP	DNP	4- 7- 2	1- 0- 1	DNP
DREXEL	2/14/07	60-47	W	DNP	DNP	13- 3- 4	0- 0- 0	DNP
at Fairfield	02/17/07	45-61	L	4- 0- 0	4- 1- 0	16- 4- 0	0- 0- 0	DNP
at Drexel	2/21/07	57-64	L	5- 2- 3	0- 2- 1	20- 1- 1	DNP	DNP

2006-07 William and Mary Basketball
 William and Mary Season Box - Average per 40 Minutes (as of Feb 22, 2007)
 All games

# Player	Win	FGM	FGA	Pct	3FGM	3FGA	Pct	FTM	FTA	Pct	Oreb	Dreb	TReb	PF	A	T0	A/T0	Blk	Stl	Pts
12 Barrett, Marcus.....	40	0.0	8.0	.000	0.0	0.0	.000	0.0	8.0	.000	0.0	8.0	8.0	8.0	0.0	16.0	0.00	8.0	0.0	0.0
20 Kyle Carrabine.....	40	3.7	9.4	.391	2.2	6.7	.323	1.0	2.1	.474	1.0	4.1	5.1	1.4	1.2	1.2	1.00	0.1	0.5	10.5
45 Coffield, Corey.....	40	5.2	12.8	.410	0.0	0.0	.000	3.0	4.9	.600	2.6	6.2	8.9	4.3	1.6	5.6	0.29	0.3	1.3	13.4
23 Darrell, Chris.....	40	2.8	7.1	.388	0.6	1.9	.308	1.2	2.6	.444	1.6	5.1	6.7	4.3	2.6	2.8	0.95	0.7	0.6	7.2
00 Hess, Steven.....	40	2.7	5.2	.529	0.0	0.0	.000	1.8	4.0	.462	1.2	4.6	5.8	7.6	1.5	3.1	0.50	1.8	0.6	7.3
13 Kistelius, Laimis...	40	5.3	11.3	.470	1.7	4.2	.415	3.3	4.6	.730	1.7	3.5	5.2	3.1	3.3	3.3	1.00	0.6	0.8	15.7
11 Mann, Nathan.....	40	4.5	11.7	.386	2.5	7.9	.320	1.3	1.7	.788	0.6	4.4	5.0	2.5	3.0	2.2	1.40	0.1	1.0	12.9
24 Payton, Adam.....	40	5.9	12.6	.468	0.9	2.9	.313	4.9	5.7	.857	2.0	3.2	5.1	2.0	2.2	3.1	0.71	0.1	2.0	17.6
02 Schneider, David....	40	3.1	9.4	.326	2.1	7.1	.292	2.7	4.0	.671	1.0	3.6	4.6	3.2	3.5	2.5	1.44	0.0	1.3	10.9
04 Smith, Alex.....	40	5.5	10.6	.523	0.2	0.8	.250	3.4	5.0	.686	4.4	5.0	9.3	5.6	0.9	3.3	0.26	0.8	0.7	14.7
15 Stein, Peter.....	40	4.4	7.5	.580	0.5	1.5	.348	1.6	2.9	.558	1.9	4.2	6.1	5.3	2.2	3.0	0.73	0.9	0.7	10.9
25 Stratton, Chris.....	40	3.3	4.2	.800	0.0	0.0	.000	0.8	2.5	.333	0.8	2.5	3.3	5.8	0.8	2.5	0.33	0.8	0.8	7.5
22 Summer, Danny.....	40	5.3	14.4	.370	0.8	4.5	.176	1.1	4.5	.235	3.2	1.9	5.1	1.1	1.6	3.7	0.43	0.8	1.6	12.5
03 Trumbower, Adam.....	40	1.7	4.8	.357	0.7	2.9	.240	2.4	2.9	.840	1.4	3.9	5.3	3.7	3.9	2.3	1.70	0.0	1.0	6.6
Total.....	40	21.9	50.2	.436	6.5	20.5	.319	13.0	18.7	.694	9.8	22.0	31.8	16.9	12.8	14.2	0.90	1.9	5.4	63.3
Opponents.....	40	22.7	52.5	.432	6.2	20.1	.307	12.2	17.9	.684	10.5	21.4	31.9	17.7	12.8	12.8	1.00	2.6	7.1	63.8

Note: All statistics are pro-rated based on an average per 40-minute game.

2006-07 William and Mary Basketball
William and Mary Combined Team Statistics (as of Feb 22, 2007)
Home games

RECORD:	OVERALL	HOME	AWAY	NEUTRAL
ALL GAMES.....	(11-4)	(11-4)	(0-0)	(0-0)
CONFERENCE.....	(4-4)	(4-4)	(0-0)	(0-0)
NON-CONFERENCE.....	(7-0)	(7-0)	(0-0)	(0-0)

## Player	GP-GS	Min--Avg	---TOTAL---			---3-PTS---			----REBOUNDS----								Pts	Avg		
			FG-FGA	Pct	3FG-FGA	Pct	FT-FTA	Pct	Off	Def	Tot	Avg	PF	FO	A	TO			Blk	Stl
24 Payton, Adam.....	15-13	463 30.9	62-133	.466	15-33	.455	71-84	.845	19	37	56	3.7	22	1	29	37	1	24	210	14.0
13 Kisielius, Laimis..	14-13	428 30.6	63-120	.525	21-51	.412	45-62	.726	21	31	52	3.7	29	1	38	30	9	10	192	13.7
11 Mann, Nathan.....	15-13	427 28.5	47-120	.392	25-75	.333	22-25	.880	7	48	55	3.7	25	0	25	22	2	11	141	9.4
02 Schneider, David...	13-12	398 30.6	31-88	.352	24-72	.333	29-42	.690	9	37	46	3.5	26	0	37	22	0	11	115	8.8
15 Stein, Peter.....	15-13	325 21.7	35-62	.565	5-12	.417	11-24	.458	16	38	54	3.6	41	1	18	24	9	8	86	5.7
04 Smith, Alex.....	15-3	225 15.0	25-51	.490	0-1	.000	18-30	.600	24	25	49	3.3	29	0	5	16	6	5	68	4.5
20 Carrabine, Kyle....	15-2	200 13.3	21-49	.429	12-36	.333	6-13	.462	5	22	27	1.8	8	0	6	5	1	2	60	4.0
45 Cofield, Corey.....	8-1	70 8.8	10-26	.385	0-0	.000	9-13	.692	5	13	18	2.3	11	0	3	12	1	4	29	3.6
03 Trumbower, Adam....	15-3	196 13.1	9-22	.409	3-12	.250	11-12	.917	6	17	23	1.5	18	0	21	12	0	8	32	2.1
22 Sumner, Danny.....	9-1	61 6.8	8-28	.286	2-10	.200	1-8	.125	7	3	10	1.1	0	0	2	4	1	3	19	2.1
23 Darnell, Chris.....	14-1	139 9.9	10-26	.385	3-6	.500	4-10	.400	8	16	24	1.7	17	0	13	14	2	3	27	1.9
25 Stratton, Chris....	5-0	19 3.8	4-4	1.000	0-0	.000	0-0	.000	1	0	1	0.2	1	0	0	1	1	0	8	1.6
00 Hess, Steven.....	12-0	70 5.8	4-8	.500	0-0	.000	5-9	.556	2	10	12	1.0	12	0	3	4	3	0	13	1.1
12 Barnett, Marcus....	3-0	4 1.3	0-0	.000	0-0	.000	0-1	.000	0	1	1	0.3	1	0	0	1	1	0	0	0.0
Team.....									19	39	58	3.9	0		0					
Total.....	15	3025	329-737	.446	110-308	.357	232-333	.697	149	337	486	32.4	240	3	200	204	37	89	1000	66.7
Opponents.....	15	3025	339-768	.441	88-293	.300	168-248	.677	135	308	443	29.5	278	8	168	205	30	93	934	62.3

TEAM STATISTICS	W&M	OPP	DATE	OPPONENT	W/L	SCORE	ATTEND
SCORING.....	1000	934	11/20/06	WAGNER	W	77-53	3197
Points per game.....	66.7	62.3	12/01/06	JACKSONVILLE STATE	W	59-56	2684
Scoring margin.....	+4.4	-	12/02/06	CORNELL	W OT	73-68	2118
FIELD GOALS-ATT.....	329-737	339-768	*12/05/06	TOWSON	L	60-73	2073
Field goal pct.....	.446	.441	12/08/06	NORTH FLORIDA	W	61-44	2135
3 POINT FG-ATT.....	110-308	88-293	12/22/06	UMBC	W	70-58	1421
3-point FG pct.....	.357	.300	12/28/06	HAMPTON	W	72-67	2107
3-pt FG made per game..	7.3	5.9	12/31/06	RICHMOND	W	61-53	1922
FREE THROWS-ATT.....	232-333	168-248	*1/6/07	NORTHEASTERN	W	60-57	1764
Free throw pct.....	.697	.677	*1/10/07	VCU	L	77-88	2412
REBOUNDS.....	486	443	*1/16/07	GEORGE MASON	L	63-76	2729
Rebounds per game.....	32.4	29.5	*1/27/07	GEORGIA STATE	W	81-65	3156
Rebounding margin.....	+2.9	-	*1/31/07	JAMES MADISON	W	65-62	2534
ASSISTS.....	200	168	*2/3/07	UNC WILMINGTON	L	61-67	2820
Assists per game.....	13.3	11.2	*2/14/07	DREXEL	W	60-47	2011
TURNOVERS.....	204	205	* = Conference game				
Turnovers per game....	13.6	13.7					
Turnover margin.....	+0.1	-					
Assist/turnover ratio..	1.0	0.8					
STEALS.....	89	93					
Steals per game.....	5.9	6.2					
BLOCKS.....	37	30					
Blocks per game.....	2.5	2.0					
WINNING STREAK.....	1	-					
Home win streak.....	1	-					
ATTENDANCE.....	35083	0					
Home games-Avg/Game....	15-2339	0-0					
Neutral site-Avg/Game..	-	0-0					

SCORE BY PERIODS:	1st	2nd	OT	Total
William and Mary.....	432	557	11	1000
Opponents.....	408	520	6	934

2006-07 William and Mary Basketball
William and Mary Combined Team Statistics (as of Feb 22, 2007)
Away games

RECORD:	OVERALL	HOME	AWAY	NEUTRAL
ALL GAMES.....	(4-9)	(0-0)	(4-9)	(0-0)
CONFERENCE.....	(4-5)	(0-0)	(4-5)	(0-0)
NON-CONFERENCE.....	(0-4)	(0-0)	(0-4)	(0-0)

## Player	GP-GS	---TOTAL---		---3-PTS---		---REBOUNDS---								PF	FO	A	TO	Blk	Stl	Pts	Avg
		Min--Avg	FG-FGA	Pct	3FG-FGA	Pct	FT-FTA	Pct	Off	Def	Tot	Avg									
24 Payton, Adam.....	13-13	417	32.1	68-145	.469	5-31	.161	37-42	.881	24	33	57	4.4	23	0	19	31	1	20	178	13.7
13 Kisielius, Laimis..	13-13	350	26.9	40-99	.404	13-31	.419	20-27	.741	13	37	50	3.8	31	0	27	35	2	5	113	8.7
11 Mann, Nathan.....	13-12	352	27.1	41-108	.380	24-78	.308	4-8	.500	4	38	42	3.2	24	2	34	20	0	8	110	8.5
02 Schneider, David...	11-11	335	30.5	25-84	.298	14-58	.241	20-31	.645	9	29	38	3.5	33	0	28	23	0	13	84	7.6
04 Smith, Alex.....	13-0	187	14.4	32-58	.552	2-7	.286	17-21	.810	21	26	47	3.6	29	1	4	18	2	3	83	6.4
15 Stein, Peter.....	13-12	270	20.8	30-50	.600	3-11	.273	13-19	.684	12	24	36	2.8	38	1	15	21	4	3	76	5.8
45 Cofield, Corey.....	4-1	52	13.0	6-13	.462	0-0	.000	0-2	.000	3	6	9	2.3	2	0	2	5	0	0	12	3.0
20 Kyle Carrabine.....	13-0	169	13.0	13-38	.342	8-26	.308	3-6	.500	4	16	20	1.5	5	0	5	6	0	3	37	2.8
22 Sumner, Danny.....	10-0	89	8.9	12-26	.462	1-7	.143	3-9	.333	5	4	9	0.9	4	0	4	10	2	3	28	2.8
03 Trumbower, Adam....	13-2	152	11.7	6-20	.300	3-13	.231	10-13	.769	6	17	23	1.8	14	0	13	8	0	1	25	1.9
23 Darnell, Chris.....	12-1	137	11.4	9-23	.391	1-7	.143	4-8	.500	3	19	22	1.8	13	0	5	5	3	1	23	1.9
00 Hess, Steven.....	9-0	61	6.8	5-9	.556	0-0	.000	1-4	.250	2	5	7	0.8	13	1	2	6	3	2	11	1.2
25 Stratton, Chris....	4-0	29	7.3	0-1	.000	0-0	.000	1-3	.333	0	3	3	0.8	6	0	1	2	0	1	1	0.3
12 Barnett, Marcus....	2-0	1	0.5	0-1	.000	0-0	.000	0-0	.000	0	0	0	0.0	0	0	0	1	0	0	0	0.0
Team.....										20	26	46	3.5	0		4					

Total.....	13	2601	287-675	.425	74-269	.275	133-193	.689	126	283	409	31.5	235	5	159	195	17	62	781	60.1
Opponents.....	13	2601	299-710	.421	86-273	.315	176-255	.690	161	294	455	35.0	220	2	191	154	43	107	860	66.2

TEAM STATISTICS	W&M	OPP	DATE	OPPONENT	W/L	SCORE	ATTEND
SCORING.....	781	860	11/11/06	at Kansas State	L	60-70	11390
Points per game.....	60.1	66.2	11/25/06	at Holy Cross	L	57-66	2103
Scoring margin.....	-6.1	-	11/28/06	at Navy	L	63-79	1285
FIELD GOALS-ATT.....	287-675	299-710	*1/3/07	at George Mason	W	67-63	4409
Field goal pct.....	.425	.421	*1/8/07	at Georgia State	W	57-43	717
3 POINT FG-ATT.....	74-269	86-273	*1/13/07	at Delaware	L	62-77	2906
3-point FG pct.....	.275	.315	*1/20/07	at Hofstra	L	69-77	3721
3-pt FG made per game..	5.7	6.6	*1/24/07	at Old Dominion University	L	44-59	6572
FREE THROWS-ATT.....	133-193	176-255	*1/29/07	at VCU	L	68-90	6228
Free throw pct.....	.689	.690	*2/7/07	at James Madison	W	71-56	3213
REBOUNDS.....	409	455	*2/10/07	at UNC Wilmington	W	61-55	5664
Rebounds per game.....	31.5	35.0	02/17/07	at Fairfield	L	45-61	2893
Rebounding margin.....	-3.5	-	*2/21/07	at Drexel	L	57-64	2063
ASSISTS.....	159	191	* = Conference game				
Assists per game.....	12.2	14.7					
TURNOVERS.....	195	154					
Turnovers per game....	15.0	11.8					
Turnover margin.....	-3.2	-					
Assist/turnover ratio..	0.8	1.2					
STEALS.....	62	107					
Steals per game.....	4.8	8.2					
BLOCKS.....	17	43					
Blocks per game.....	1.3	3.3					
WINNING STREAK.....	0	-					
Home win streak.....	0	-					
ATTENDANCE.....	0	53164					
Home games-Avg/Game....	0-0	13-4090					
Neutral site-Avg/Game..	-	0-0					

SCORE BY PERIODS:	1st	2nd	Total
William and Mary.....	341	440	- 781
Opponents.....	412	448	- 860

2006-07 William and Mary Basketball
William and Mary Combined Team Statistics (as of Feb 22, 2007)
Games won

RECORD:	OVERALL	HOME	AWAY	NEUTRAL
ALL GAMES.....	(15-0)	(11-0)	(4-0)	(0-0)
CONFERENCE.....	(8-0)	(4-0)	(4-0)	(0-0)
NON-CONFERENCE.....	(7-0)	(7-0)	(0-0)	(0-0)

## Player	GP-GS	Min--Avg	---TOTAL---			---3-PTS---		----REBOUNDS----								Pts	Avg			
			FG-FGA	Pct	3FG-FGA	Pct	FT-FTA	Pct	Off	Def	Tot	Avg	PF	FO	A			TO	Blk	Stl
13 Kisielius, Laimis..	15-14	442 29.5	65-124	.524	20-46	.435	47-66	.712	25	35	60	4.0	32	0	37	33	9	12	197	13.1
24 Payton, Adam.....	15-14	458 30.5	56-122	.459	11-25	.440	58-67	.866	21	44	65	4.3	16	0	26	40	1	20	181	12.1
11 Mann, Nathan.....	15-13	432 28.8	56-132	.424	28-80	.350	16-21	.762	8	52	60	4.0	16	0	28	26	2	10	156	10.4
02 Schneider, David...	13-13	408 31.4	32-90	.356	22-69	.319	24-38	.632	8	40	48	3.7	24	0	42	24	0	14	110	8.5
15 Stein, Peter.....	15-14	337 22.5	37-61	.607	6-13	.462	15-29	.517	16	45	61	4.1	40	0	18	24	9	8	95	6.3
04 Smith, Alex.....	15-1	218 14.5	31-57	.544	1-3	.333	18-29	.621	21	26	47	3.1	32	0	6	21	6	4	81	5.4
20 Carrabine, Kyle....	15-1	198 13.2	21-42	.500	10-26	.385	5-10	.500	7	25	32	2.1	7	0	8	6	1	4	57	3.8
45 Cofield, Corey.....	6-1	45 7.5	7-23	.304	0-0	.000	2-4	.500	2	10	12	2.0	9	0	2	10	1	4	16	2.7
03 Trumbower, Adam....	15-2	191 12.7	10-22	.455	4-12	.333	11-14	.786	7	17	24	1.6	17	0	19	12	0	7	35	2.3
23 Darnell, Chris.....	13-1	132 10.2	12-27	.444	2-7	.286	3-8	.375	8	15	23	1.8	17	0	11	10	3	2	29	2.2
22 Sumner, Danny.....	8-1	53 6.6	7-21	.333	2-8	.250	0-6	.000	6	1	7	0.9	0	0	1	2	1	2	16	2.0
00 Hess, Steven.....	12-0	73 6.1	6-10	.600	0-0	.000	5-9	.556	3	9	12	1.0	13	0	5	5	4	0	17	1.4
25 Stratton, Chris....	7-0	33 4.7	2-3	.667	0-0	.000	1-3	.333	1	3	4	0.6	6	0	1	2	0	1	5	0.7
12 Barnett, Marcus....	5-0	5 1.0	0-1	.000	0-0	.000	0-1	.000	0	1	1	0.2	1	0	0	2	1	0	0	0.0
Team.....									21	37	58	3.9	0		0					

Total.....	15	3025	342-735	.465	106-289	.367	205-305	.672	154	360	514	34.3	230	0	204	217	38	88	995	66.3
Opponents.....	15	3025	313-791	.396	78-299	.261	143-224	.638	155	290	445	29.7	274	9	156	209	31	96	847	56.5

TEAM STATISTICS	W&M	OPP	DATE	OPPONENT	W/L	SCORE	ATTEND
SCORING.....	995	847	11/20/06	WAGNER	W	77-53	3197
Points per game.....	66.3	56.5	12/01/06	JACKSONVILLE STATE	W	59-56	2684
Scoring margin.....	+9.9	-	12/02/06	CORNELL	W OT	73-68	2118
FIELD GOALS-ATT.....	342-735	313-791	12/08/06	NORTH FLORIDA	W	61-44	2135
Field goal pct.....	.465	.396	12/22/06	UMBC	W	70-58	1421
3 POINT FG-ATT.....	106-289	78-299	12/28/06	HAMPTON	W	72-67	2107
3-point FG pct.....	.367	.261	12/31/06	RICHMOND	W	61-53	1922
3-pt FG made per game..	7.1	5.2	*1/3/07	at George Mason	W	67-63	4409
FREE THROWS-ATT.....	205-305	143-224	*1/6/07	NORTHEASTERN	W	60-57	1764
Free throw pct.....	.672	.638	*1/8/07	at Georgia State	W	57-43	717
REBOUNDS.....	514	445	*1/27/07	GEORGIA STATE	W	81-65	3156
Rebounds per game.....	34.3	29.7	*1/31/07	JAMES MADISON	W	65-62	2534
Rebounding margin.....	+4.6	-	*2/7/07	at James Madison	W	71-56	3213
ASSISTS.....	204	156	*2/10/07	at UNC Wilmington	W	61-55	5664
Assists per game.....	13.6	10.4	*2/14/07	DREXEL	W	60-47	2011
TURNOVERS.....	217	209	* = Conference game				
Turnovers per game....	14.5	13.9					
Turnover margin.....	-0.5	-					
Assist/turnover ratio..	0.9	0.7					
STEALS.....	88	96					
Steals per game.....	5.9	6.4					
BLOCKS.....	38	31					
Blocks per game.....	2.5	2.1					
WINNING STREAK.....	15	-					
Home win streak.....	11	-					
ATTENDANCE.....	25049	14003					
Home games-Avg/Game....	11-2277	4-3501					
Neutral site-Avg/Game..	-	0-0					

SCORE BY PERIODS:	1st	2nd	OT	Total
William and Mary.....	425	559	11	995
Opponents.....	353	488	6	847

2006-07 William and Mary Basketball
William and Mary Combined Team Statistics (as of Feb 22, 2007)
Games lost

RECORD:	OVERALL	HOME	AWAY	NEUTRAL
ALL GAMES.....	(0-13)	(0-4)	(0-9)	(0-0)
CONFERENCE.....	(0-9)	(0-4)	(0-5)	(0-0)
NON-CONFERENCE.....	(0-4)	(0-0)	(0-4)	(0-0)

## Player	GP-GS	Min--Avg	---TOTAL---			---3-PTS---		---REBOUNDS---				PF	FO	A	TO	Blk	Stl	Pts	Avg	
			FG-FGA	Pct	3FG-FGA	Pct	FT-FTA	Pct	Off	Def	Tot									Avg
24 Payton, Adam.....	13-12	422 32.5	74-156	.474	9-39	.231	50-59	.847	22	26	48	3.7	29	1	22	28	1	24	207	15.9
13 Kisielius, Laimis..	12-12	336 28.0	38-95	.400	14-36	.389	18-23	.783	9	33	42	3.5	28	1	28	32	2	3	108	9.0
02 Schneider, David...	11-10	325 29.5	24-82	.293	16-61	.262	25-35	.714	10	26	36	3.3	35	0	23	21	0	10	89	8.1
11 Mann, Nathan.....	13-12	347 26.7	32-96	.333	21-73	.288	10-12	.833	3	34	37	2.8	33	2	31	16	0	9	95	7.3
04 Smith, Alex.....	13-2	194 14.9	26-52	.500	1-5	.200	17-22	.773	24	25	49	3.8	26	1	3	13	2	3	70	5.4
15 Stein, Peter.....	13-11	258 19.8	28-51	.549	2-10	.200	9-14	.643	12	17	29	2.2	39	2	15	21	4	3	67	5.2
45 Cofield, Corey.....	6-1	77 12.8	9-16	.563	0-0	.000	7-11	.636	6	9	15	2.5	4	0	3	7	0	0	25	4.2
20 Kyle Carrabine.....	13-1	171 13.2	13-45	.289	10-36	.278	4-9	.444	2	13	15	1.2	6	0	3	5	0	1	40	3.1
22 Sumner, Danny.....	11-0	97 8.8	13-33	.394	1-5	.111	4-11	.364	6	6	12	1.1	4	0	5	12	2	4	31	2.8
25 Stratton, Chris....	2-0	15 7.5	2-2	1.000	0-0	.000	0-0	.000	0	0	0	0.0	1	0	0	1	1	0	4	2.0
03 Trumbower, Adam....	13-3	157 12.1	5-20	.250	2-13	.154	10-11	.909	5	17	22	1.7	15	0	15	8	0	2	22	1.7
23 Darnell, Chris.....	13-1	144 11.1	7-22	.318	2-6	.333	5-10	.500	3	20	23	1.8	13	0	7	9	2	2	21	1.6
00 Hess, Steven.....	9-0	58 6.4	3-7	.429	0-0	.000	1-4	.250	1	6	7	0.8	12	1	0	5	2	2	7	0.8
Team.....									18	28	46	3.5	0		4					

Total.....	13	2601	274-677	.405	78-288	.271	160-221	.724	121	260	381	29.3	245	8	155	182	16	63	786	60.5
Opponents.....	13	2601	325-687	.473	96-267	.360	201-279	.720	141	312	453	34.8	224	1	203	150	42	104	947	72.8

TEAM STATISTICS	W&M	OPP	DATE	OPPONENT	W/L	SCORE	ATTEND

SCORING.....	786	947	11/11/06	at Kansas State	L	60-70	11390
Points per game.....	60.5	72.8	11/25/06	at Holy Cross	L	57-66	2103
Scoring margin.....	-12.4	-	11/28/06	at Navy	L	63-79	1285
FIELD GOALS-ATT.....	274-677	325-687	*12/05/06	TOWSON	L	60-73	2073
Field goal pct.....	.405	.473	*1/10/07	VCU	L	77-88	2412
3 POINT FG-ATT.....	78-288	96-267	*1/13/07	at Delaware	L	62-77	2906
3-point FG pct.....	.271	.360	*1/16/07	GEORGE MASON	L	63-76	2729
3-pt FG made per game..	6.0	7.4	*1/20/07	at Hofstra	L	69-77	3721
FREE THROWS-ATT.....	160-221	201-279	*1/24/07	at Old Dominion University	L	44-59	6572
Free throw pct.....	.724	.720	*1/29/07	at VCU	L	68-90	6228
REBOUNDS.....	381	453	*2/3/07	UNC WILMINGTON	L	61-67	2820
Rebounds per game.....	29.3	34.8	02/17/07	at Fairfield	L	45-61	2893
Rebounding margin.....	-5.5	-	*2/21/07	at Drexel	L	57-64	2063
ASSISTS.....	155	203	* = Conference game				
Assists per game.....	11.9	15.6					
TURNOVERS.....	182	150					
Turnovers per game.....	14.0	11.5					
Turnover margin.....	-2.5	-					
Assist/turnover ratio..	0.9	1.4					
STEALS.....	63	104					
Steals per game.....	4.8	8.0					
BLOCKS.....	16	42					
Blocks per game.....	1.2	3.2					
WINNING STREAK.....	0	-					
Home win streak.....	0	-					
ATTENDANCE.....	10034	39161					
Home games-Avg/Game...	4-2508	9-4351					
Neutral site-Avg/Game..	-	0-0					

SCORE BY PERIODS:	1st	2nd	Total

William and Mary.....	348	438	- 786
Opponents.....	467	480	- 947

2006-07 William and Mary Basketball
William and Mary Combined Team Statistics (as of Feb 22, 2007)
Last Three Games

RECORD:	OVERALL	HOME	AWAY	NEUTRAL
ALL GAMES.....	(1-2)	(1-0)	(0-2)	(0-0)
CONFERENCE.....	(1-1)	(1-0)	(0-1)	(0-0)
NON-CONFERENCE.....	(0-1)	(0-0)	(0-1)	(0-0)

## Player	GP-GS	Min--Avg	---TOTAL---			---3-PTS---			----REBOUNDS----								Pts	Avg		
			FG-FGA	Pct	3FG-FGA	Pct	FT-FTA	Pct	Off	Def	Tot	Avg	PF	FO	A	TO			Blk	Stl
24 Payton, Adam.....	3-3	99 33.0	18-39	.462	1-8	.125	12-15	.800	4	4	8	2.7	5	0	5	8	1	4	49	16.3
11 Mann, Nathan.....	3-3	82 27.3	9-24	.375	6-18	.333	1-3	.333	1	13	14	4.7	4	0	5	5	0	2	25	8.3
13 Kisielius, Laimis..	3-3	80 26.7	9-20	.450	2-5	.400	4-5	.800	3	12	15	5.0	6	0	6	9	1	0	24	8.0
15 Stein, Peter.....	3-3	66 22.0	7-18	.389	0-5	.000	4-7	.571	3	7	10	3.3	11	0	3	3	3	3	18	6.0
04 Smith, Alex.....	3-0	49 16.3	4-12	.333	0-1	.000	6-9	.667	6	7	13	4.3	7	0	2	4	4	1	14	4.7
22 Sumner, Danny.....	2-0	25 12.5	4-6	.667	1-2	.500	0-4	.000	1	1	2	1.0	0	0	3	4	2	0	9	4.5
02 Schneider, David...	2-2	45 22.5	1-7	.143	0-4	.000	5-6	.833	1	5	6	3.0	5	0	0	4	0	1	7	3.5
20 Carrabine, Kyle....	3-0	43 14.3	4-9	.444	2-5	.400	0-1	.000	2	6	8	2.7	2	0	2	0	0	1	10	3.3
23 Darnell, Chris.....	2-0	29 14.5	2-4	.500	0-0	.000	0-0	.000	0	3	3	1.5	1	0	1	2	0	1	4	2.0
03 Trumbower, Adam....	3-1	56 18.7	1-5	.200	0-4	.000	0-0	.000	1	4	5	1.7	4	0	5	3	0	1	2	0.7
00 Hess, Steven.....	3-0	19 6.3	0-1	.000	0-0	.000	0-0	.000	0	3	3	1.0	1	0	1	1	1	0	0	0.0
25 Stratton, Chris....	2-0	7 3.5	0-0	.000	0-0	.000	0-0	.000	0	0	0	0.0	0	0	0	1	0	0	0	0.0
Team.....									6	9	15	5.0	0			1				

Total.....	3	600	59-145	.407	12-52	.231	32-50	.640	28	74	102	34.0	46	0	33	45	12	14	162	54.0
Opponents.....	3	600	64-161	.398	16-54	.296	28-42	.667	31	68	99	33.0	49	1	41	34	12	29	172	57.3

TEAM STATISTICS	W&M	OPP	DATE	OPPONENT	W/L	SCORE	ATTEND
SCORING.....	162	172	*2/14/07	DREXEL	W	60-47	2011
Points per game.....	54.0	57.3	02/17/07	at Fairfield	L	45-61	2893
Scoring margin.....	-3.3	-	*2/21/07	at Drexel	L	57-64	2063
FIELD GOALS-ATT.....	59-145	64-161	* = Conference game				
Field goal pct.....	.407	.398					
3 POINT FG-ATT.....	12-52	16-54					
3-point FG pct.....	.231	.296					
3-pt FG made per game..	4.0	5.3					
FREE THROWS-ATT.....	32-50	28-42					
Free throw pct.....	.640	.667					
REBOUNDS.....	102	99					
Rebounds per game.....	34.0	33.0					
Rebounding margin.....	+1.0	-					
ASSISTS.....	33	41					
Assists per game.....	11.0	13.7					
TURNOVERS.....	45	34					
Turnovers per game.....	15.0	11.3					
Turnover margin.....	-3.7	-					
Assist/turnover ratio..	0.7	1.2					
STEALS.....	14	29					
Steals per game.....	4.7	9.7					
BLOCKS.....	12	12					
Blocks per game.....	4.0	4.0					
WINNING STREAK.....	0	-					
Home win streak.....	1	-					
ATTENDANCE.....	2011	4956					
Home games-Avg/Game....	1-2011	2-2478					
Neutral site-Avg/Game..	-	0-0					

SCORE BY PERIODS:	1st	2nd	Total
William and Mary.....	52	110	- 162
Opponents.....	78	94	- 172

2006-07 William and Mary Basketball
William and Mary Combined Team Statistics (as of Feb 22, 2007)
Last Six Games

RECORD:	OVERALL	HOME	AWAY	NEUTRAL
ALL GAMES.....	(3-3)	(1-1)	(2-2)	(0-0)
CONFERENCE.....	(3-2)	(1-1)	(2-1)	(0-0)
NON-CONFERENCE.....	(0-1)	(0-0)	(0-1)	(0-0)

## Player	GP-GS	---TOTAL---		---3-PTS---		---REBOUNDS---				PF		FO		A		TO		Blk	Stl	Pts	Avg
		Min--Avg	FG-FGA	Pct	3FG-FGA	Pct	FT-FTA	Pct	Off	Def	Tot	Avg									
24 Payton, Adam.....	6-6	198 33.0	33-67	.493	4-12	.333	25-29	.862	10	16	26	4.3	8	0	10	16	1	9	95	15.8	
11 Mann, Nathan.....	6-6	173 28.8	26-60	.433	16-45	.356	8-11	.727	2	24	26	4.3	9	0	12	9	0	6	76	12.7	
15 Stein, Peter.....	6-6	143 23.8	20-38	.526	2-11	.182	8-13	.615	5	17	22	3.7	19	0	8	12	5	4	50	8.3	
13 Kisielius, Laimis..	5-5	130 26.0	13-35	.371	2-9	.222	4-5	.800	4	16	20	4.0	13	0	9	9	1	0	32	6.4	
02 Schneider, David...	5-5	136 27.2	7-29	.241	3-20	.150	9-15	.600	3	14	17	3.4	11	0	6	7	0	2	26	5.2	
04 Smith, Alex.....	6-1	90 15.0	9-20	.450	0-2	.000	7-10	.700	11	10	21	3.5	16	0	2	9	4	2	25	4.2	
22 Sumner, Danny.....	4-0	32 8.0	5-10	.500	1-2	.500	1-6	.167	2	2	4	1.0	0	0	3	6	2	1	12	3.0	
20 Carrabine, Kyle....	6-0	80 13.3	6-14	.429	2-7	.286	2-5	.400	3	12	15	2.5	2	0	3	0	0	1	16	2.7	
23 Darnell, Chris.....	4-0	49 12.3	3-9	.333	1-2	.500	0-2	.000	0	5	5	1.3	2	0	3	3	0	1	7	1.8	
03 Trumbower, Adam....	6-1	84 14.0	2-8	.250	1-6	.167	2-4	.500	3	7	10	1.7	8	0	9	5	0	2	7	1.2	
25 Stratton, Chris....	5-0	43 8.6	2-3	.667	0-0	.000	1-3	.333	0	3	3	0.6	7	0	1	2	1	1	5	1.0	
00 Hess, Steven.....	6-0	41 6.8	2-3	.667	0-0	.000	0-0	.000	1	3	4	0.7	7	0	3	2	2	0	4	0.7	
12 Barnett, Marcus....	1-0	1 1.0	0-1	.000	0-0	.000	0-0	.000	0	0	0	0.0	0	0	0	0	0	0	0	0.0	
Team.....									8	15	23	3.8	0		1						
Total.....	6	1200	128-297	.431	32-116	.276	67-103	.650	52	144	196	32.7	102	0	69	81	16	29	355	59.2	
Opponents.....	6	1200	127-314	.404	31-105	.295	65-106	.613	64	138	202	33.7	104	2	76	74	19	49	350	58.3	

TEAM STATISTICS	W&M	OPP	DATE	OPPONENT	W/L	SCORE	ATTEND
SCORING.....	355	350	*2/3/07	UNC WILMINGTON	L	61-67	2820
Points per game.....	59.2	58.3	*2/7/07	at James Madison	W	71-56	3213
Scoring margin.....	+0.8	-	*2/10/07	at UNC Wilmington	W	61-55	5664
FIELD GOALS-ATT.....	128-297	127-314	*2/14/07	DREXEL	W	60-47	2011
Field goal pct.....	.431	.404	02/17/07	at Fairfield	L	45-61	2893
3 POINT FG-ATT.....	32-116	31-105	*2/21/07	at Drexel	L	57-64	2063
3-point FG pct.....	.276	.295	* = Conference game				
3-pt FG made per game..	5.3	5.2					
FREE THROWS-ATT.....	67-103	65-106					
Free throw pct.....	.650	.613					
REBOUNDS.....	196	202					
Rebounds per game.....	32.7	33.7					
Rebounding margin.....	-1.0	-					
ASSISTS.....	69	76					
Assists per game.....	11.5	12.7					
TURNOVERS.....	81	74					
Turnovers per game.....	13.5	12.3					
Turnover margin.....	-1.2	-					
Assist/turnover ratio..	0.9	1.0					
STEALS.....	29	49					
Steals per game.....	4.8	8.2					
BLOCKS.....	16	19					
Blocks per game.....	2.7	3.2					
WINNING STREAK.....	0	-					
Home win streak.....	1	-					
ATTENDANCE.....	4831	13833					
Home games-Avg/Game...	2-2416	4-3458					
Neutral site-Avg/Game..	-	0-0					

SCORE BY PERIODS:	1st	2nd	Total
William and Mary.....	136	219	- 355
Opponents.....	166	184	- 350

2006-07 William and Mary Basketball
William and Mary Combined Team Statistics (as of Feb 22, 2007)
Last Nine Games

RECORD:	OVERALL	HOME	AWAY	NEUTRAL
ALL GAMES.....	(5-4)	(3-1)	(2-3)	(0-0)
CONFERENCE.....	(5-3)	(3-1)	(2-2)	(0-0)
NON-CONFERENCE.....	(0-1)	(0-0)	(0-1)	(0-0)

## Player	GP-GS	Min--Avg		---TOTAL---		---3-PTS---		FT-FTA		Pct		----REBOUNDS----				PF	FO	A	TO	Blk	Stl	Pts	Avg
		FG-FGA	Pct	3FG-FGA	Pct	Off	Def	Tot	Avg														
24 Payton, Adam.....	9-9	294	32.7	48-92	.522	6-16	.375	38-44	.864	16	19	35	3.9	12	0	15	23	1	11	140	15.6		
11 Mann, Nathan.....	9-7	254	28.2	38-78	.487	24-57	.421	8-11	.727	3	27	30	3.3	14	0	17	16	0	7	108	12.0		
13 Kisielius, Laimis..	8-8	222	27.8	32-73	.438	8-23	.348	12-16	.750	8	22	30	3.8	17	0	19	17	3	1	84	10.5		
15 Stein, Peter.....	9-9	213	23.7	28-50	.560	6-16	.375	13-19	.684	7	24	31	3.4	27	0	11	14	8	5	75	8.3		
02 Schneider, David...	8-8	225	28.1	13-52	.250	6-37	.162	10-17	.588	5	20	25	3.1	14	0	18	12	0	7	42	5.3		
04 Smith, Alex.....	9-1	132	14.7	13-30	.433	0-2	.000	10-16	.625	19	14	33	3.7	19	0	4	10	4	3	36	4.0		
22 Sumner, Danny.....	7-0	57	8.1	8-15	.533	1-3	.333	2-8	.250	4	4	8	1.1	1	0	3	7	2	3	19	2.7		
23 Darnell, Chris.....	7-0	81	11.6	7-14	.500	2-4	.500	3-5	.600	3	6	9	1.3	8	0	5	4	0	1	19	2.7		
03 Trumbower, Adam...	9-3	128	14.2	5-15	.333	3-10	.300	4-6	.667	5	11	16	1.8	10	0	13	5	0	5	17	1.9		
20 Carrabine, Kyle....	9-0	101	11.2	6-16	.375	2-9	.222	2-5	.400	4	16	20	2.2	3	0	4	2	0	1	16	1.8		
25 Stratton, Chris....	6-0	45	7.5	3-4	.750	0-0	.000	1-3	.333	0	3	3	0.5	7	0	1	3	1	1	7	1.2		
00 Hess, Steven.....	8-0	47	5.9	3-4	.750	0-0	.000	0-0	.000	1	4	5	0.6	9	0	4	3	3	0	6	0.8		
12 Barnett, Marcus....	2-0	2	1.0	0-1	.000	0-0	.000	0-0	.000	0	0	0	0.0	0	0	1	0	0	0	0	0.0		
Team.....										8	22	30	3.3	0		2							
Total.....	9	1801		204-444	.459	58-177	.328	103-150	.687	83	192	275	30.6	141	0	114	119	22	45	569	63.2		
Opponents.....	9	1801		209-477	.438	55-167	.329	94-146	.644	104	182	286	31.8	151	2	118	111	27	70	567	63.0		

TEAM STATISTICS	W&M	OPP	DATE	OPPONENT	W/L	SCORE	ATTEND
SCORING.....	569	567	*1/27/07	GEORGIA STATE	W	81-65	3156
Points per game.....	63.2	63.0	*1/29/07	at VCU	L	68-90	6228
Scoring margin.....	+0.2	-	*1/31/07	JAMES MADISON	W	65-62	2534
FIELD GOALS-ATT.....	204-444	209-477	*2/3/07	UNC WILMINGTON	L	61-67	2820
Field goal pct.....	.459	.438	*2/7/07	at James Madison	W	71-56	3213
3 POINT FG-ATT.....	58-177	55-167	*2/10/07	at UNC Wilmington	W	61-55	5664
3-point FG pct.....	.328	.329	*2/14/07	DREXEL	W	60-47	2011
3-pt FG made per game..	6.4	6.1	02/17/07	at Fairfield	L	45-61	2893
FREE THROWS-ATT.....	103-150	94-146	*2/21/07	at Drexel	L	57-64	2063
Free throw pct.....	.687	.644	* = Conference game				
REBOUNDS.....	275	286					
Rebounds per game.....	30.6	31.8					
Rebounding margin.....	-1.2	-					
ASSISTS.....	114	118					
Assists per game.....	12.7	13.1					
TURNOVERS.....	119	111					
Turnovers per game....	13.2	12.3					
Turnover margin.....	-0.9	-					
Assist/turnover ratio..	1.0	1.1					
STEALS.....	45	70					
Steals per game.....	5.0	7.8					
BLOCKS.....	22	27					
Blocks per game.....	2.4	3.0					
WINNING STREAK.....	0	-					
Home win streak.....	1	-					
ATTENDANCE.....	10521	20061					
Home games-Avg/Game...	4-2630	5-4012					
Neutral site-Avg/Game..	-	0-0					

SCORE BY PERIODS:	1st	2nd	Total
William and Mary.....	237	332	- 569
Opponents.....	267	300	- 567

2006-07 William and Mary Basketball
 William and Mary High/Low Analysis (as of Feb 22, 2007)
 All games

William and Mary - TEAM GAME HIGHS

POINTS.....	81	vs Georgia State (1/27/07)
	77	vs VCU (1/10/07)
	77	vs Wagner (11/20/06)
	73	vs Cornell (12/02/06)
	72	vs Hampton (12/28/06)
FIELD GOALS MADE.....	32	vs Wagner (11/20/06)
	28	vs Georgia State (1/27/07)
FIELD GOAL ATTEMPTS.....	64	vs Wagner (11/20/06)
	58	at Hofstra (1/20/07)
	58	at Delaware (1/13/07)
FIELD GOAL PERCENTAGE.....	.609 (28-46)	vs Georgia State (1/27/07)
	.540 (27-50)	at James Madison (2/7/07)
3 PT FIELD GOALS MADE.....	12	vs Georgia State (1/27/07)
	9	vs George Mason (1/16/07)
	9	vs Hampton (12/28/06)
	9	vs Cornell (12/02/06)
3 PT FG ATTEMPTS.....	29	vs Towson (12/05/06)
	27	vs UNC Wilmington (2/3/07)
3 PT FG PERCENTAGE.....	.480 (12-25)	vs Georgia State (1/27/07)
	.467 (7-15)	vs UMBC (12/22/06)
FREE THROWS MADE.....	27	vs VCU (1/10/07)
	21	vs Hampton (12/28/06)
	21	vs UMBC (12/22/06)
FREE THROW ATTEMPTS.....	34	vs VCU (1/10/07)
	33	vs Jacksonville State (12/01/06)
FREE THROW PERCENTAGE.....	.955 (21-22)	vs UMBC (12/22/06)
	.882 (15-17)	at Hofstra (1/20/07)
REBOUNDS.....	47	vs Jacksonville State (12/01/06)
	43	vs Drexel (2/14/07)
ASSISTS.....	18	vs Georgia State (1/27/07)
	16	vs James Madison (1/31/07)
	16	at George Mason (1/3/07)
	16	vs Towson (12/05/06)
	16	vs Cornell (12/02/06)
	16	vs Wagner (11/20/06)
	16	at Kansas State (11/11/06)
STEALS.....	12	vs North Florida (12/08/06)
	9	vs Jacksonville State (12/01/06)
BLOCKED SHOTS.....	7	vs Drexel (2/14/07)
	4	vs North Florida (12/08/06)
	4	vs Wagner (11/20/06)
TURNOVERS.....	28	vs Jacksonville State (12/01/06)
	24	vs Hampton (12/28/06)
FOULS.....	25	vs Wagner (11/20/06)
	24	at James Madison (2/7/07)
	24	at Hofstra (1/20/07)
	24	vs VCU (1/10/07)
	24	at Kansas State (11/11/06)

2006-07 William and Mary Basketball
 William and Mary High/Low Analysis (as of Feb 22, 2007)
 All games

Opponent - GAME HIGHS

POINTS.....	90	at VCU (1/29/07)
	88	vs VCU (1/10/07)
	79	at Navy (11/28/06)
	77	at Hofstra (1/20/07)
	77	at Delaware (1/13/07)
FIELD GOALS MADE.....	34	at VCU (1/29/07)
	28	vs George Mason (1/16/07)
FIELD GOAL ATTEMPTS.....	80	at Kansas State (11/11/06)
	62	vs Jacksonville State (12/01/06)
FIELD GOAL PERCENTAGE.....	.614 (27-44)	at Navy (11/28/06)
	.595 (25-42)	vs VCU (1/10/07)
3 PT FIELD GOALS MADE.....	12	at VCU (1/29/07)
	12	at Delaware (1/13/07)
3 PT FG ATTEMPTS.....	31	vs Wagner (11/20/06)
	30	vs Richmond (12/31/06)
3 PT FG PERCENTAGE.....	.643 (9-14)	at Navy (11/28/06)
	.500 (12-24)	at VCU (1/29/07)
	.500 (7-14)	vs VCU (1/10/07)
FREE THROWS MADE.....	31	vs VCU (1/10/07)
	19	at Hofstra (1/20/07)
	19	at Delaware (1/13/07)
	19	vs Hampton (12/28/06)
FREE THROW ATTEMPTS.....	37	vs VCU (1/10/07)
	31	vs Hampton (12/28/06)
FREE THROW PERCENTAGE.....	.917 (11-12)	vs Northeastern (1/6/07)
	.867 (13-15)	at Old Dominion University (1/24/07)
	.867 (13-15)	vs UMBC (12/22/06)
REBOUNDS.....	59	at Kansas State (11/11/06)
	43	at Holy Cross (11/25/06)
ASSISTS.....	20	at Navy (11/28/06)
	19	at VCU (1/29/07)
STEALS.....	14	vs Jacksonville State (12/01/06)
	12	at Drexel (2/21/07)
	12	at Holy Cross (11/25/06)
BLOCKED SHOTS.....	8	at Kansas State (11/11/06)
	5	at Holy Cross (11/25/06)
TURNOVERS.....	21	vs Hampton (12/28/06)
	19	vs Jacksonville State (12/01/06)
	19	vs Wagner (11/20/06)
FOULS.....	25	vs VCU (1/10/07)
	25	vs Jacksonville State (12/01/06)

2006-07 William and Mary Basketball
 William and Mary High/Low Analysis (as of Feb 22, 2007)
 All games

William and Mary - GAME LOWS

POINTS.....	44	at Old Dominion University (1/24/07)
	45	at Fairfield (02/17/07)
	57	at Holy Cross (11/25/06)
	57	at Georgia State (1/8/07)
	57	at Drexel (2/21/07)
FIELD GOALS MADE.....	14	at Old Dominion University (1/24/07)
	18	vs Drexel (2/14/07)
	18	at Fairfield (02/17/07)
FIELD GOAL ATTEMPTS.....	41	vs Hampton (12/28/06)
	42	vs UMBC (12/22/06)
	42	vs Richmond (12/31/06)
FIELD GOAL PERCENTAGE.....	.318 (14-44)	at Old Dominion University (1/24/07)
	.352 (19-54)	vs Towson (12/05/06)
3 PT FIELD GOALS MADE.....	2	vs Jacksonville State (12/01/06)
	2	at Delaware (1/13/07)
	2	at Fairfield (02/17/07)
3 PT FG ATTEMPTS.....	11	vs Jacksonville State (12/01/06)
	11	vs Drexel (2/14/07)
3 PT FG PERCENTAGE.....	.091 (2-22)	at Delaware (1/13/07)
	.125 (2-16)	at Fairfield (02/17/07)
FREE THROWS MADE.....	3	at Georgia State (1/8/07)
	5	at Drexel (2/21/07)
FREE THROW ATTEMPTS.....	7	at Georgia State (1/8/07)
	10	vs George Mason (1/16/07)
	10	at Drexel (2/21/07)
FREE THROW PERCENTAGE.....	.429 (3-7)	at Georgia State (1/8/07)
	.500 (5-10)	at Drexel (2/21/07)
	.500 (6-12)	vs Wagner (11/20/06)
REBOUNDS.....	23	vs UMBC (12/22/06)
	24	vs Georgia State (1/27/07)
ASSISTS.....	7	at Fairfield (02/17/07)
	9	at Delaware (1/13/07)
	9	at Old Dominion University (1/24/07)
STEALS.....	1	vs George Mason (1/16/07)
	2	at UNC Wilmington (2/10/07)
	2	at Fairfield (02/17/07)
BLOCKED SHOTS.....	0	vs Towson (12/05/06)
	0	at George Mason (1/3/07)
	0	vs VCU (1/10/07)
	0	at Delaware (1/13/07)
	0	vs George Mason (1/16/07)
	0	at VCU (1/29/07)
TURNOVERS.....	7	vs UNC Wilmington (2/3/07)
	8	vs Towson (12/05/06)
FOULS.....	11	vs Jacksonville State (12/01/06)
	11	vs Northeastern (1/6/07)

2006-07 William and Mary Basketball
 William and Mary High/Low Analysis (as of Feb 22, 2007)
 All games

Opponent - GAME LOWS

POINTS.....	43	at Georgia State (1/8/07)
	44	vs North Florida (12/08/06)
	47	vs Drexel (2/14/07)
	53	vs Wagner (11/20/06)
	53	vs Richmond (12/31/06)
FIELD GOALS MADE.....	16	at Georgia State (1/8/07)
	17	vs Wagner (11/20/06)
FIELD GOAL ATTEMPTS.....	42	vs VCU (1/10/07)
	42	at Delaware (1/13/07)
	42	vs UNC Wilmington (2/3/07)
FIELD GOAL PERCENTAGE.....	.300 (24-80)	at Kansas State (11/11/06)
	.327 (16-49)	at Georgia State (1/8/07)
3 PT FIELD GOALS MADE.....	1	vs Drexel (2/14/07)
	3	vs Jacksonville State (12/01/06)
	3	vs UMBC (12/22/06)
	3	at James Madison (2/7/07)
3 PT FG ATTEMPTS.....	11	vs Drexel (2/14/07)
	13	vs UNC Wilmington (2/3/07)
3 PT FG PERCENTAGE.....	.091 (1-11)	vs Drexel (2/14/07)
	.158 (3-19)	vs Jacksonville State (12/01/06)
FREE THROWS MADE.....	3	vs Jacksonville State (12/01/06)
	3	vs North Florida (12/08/06)
FREE THROW ATTEMPTS.....	8	vs Jacksonville State (12/01/06)
	8	vs North Florida (12/08/06)
FREE THROW PERCENTAGE.....	.375 (3-8)	vs Jacksonville State (12/01/06)
	.375 (3-8)	vs North Florida (12/08/06)
REBOUNDS.....	21	vs Georgia State (1/27/07)
	24	vs UMBC (12/22/06)
	24	at George Mason (1/3/07)
	24	vs George Mason (1/16/07)
ASSISTS.....	4	vs Hampton (12/28/06)
	6	vs UMBC (12/22/06)
STEALS.....	0	vs North Florida (12/08/06)
	3	vs Wagner (11/20/06)
	3	vs UNC Wilmington (2/3/07)
BLOCKED SHOTS.....	0	vs UMBC (12/22/06)
	0	vs Hampton (12/28/06)
	0	vs George Mason (1/16/07)
TURNOVERS.....	4	vs George Mason (1/16/07)
	7	at Fairfield (02/17/07)
FOULS.....	11	at Drexel (2/21/07)
	13	at Georgia State (1/8/07)

2006-07 William and Mary Basketball
 William and Mary High/Low Analysis (as of Feb 22, 2007)
 All games

William and Mary - INDIVIDUAL GAME HIGHS

POINTS.....	26	Payton, Adam vs VCU (1/10/07)
	25	Mann, Nathan at UNC Wilmington (2/10/07)
	24	Payton, Adam vs UNC Wilmington (2/3/07)
	23	Payton, Adam at Hofstra (1/20/07)
	22	Kisielius, Laimis at VCU (1/29/07)
FIELD GOALS MADE.....	9	Payton, Adam at Drexel (2/21/07)
	9	Mann, Nathan at UNC Wilmington (2/10/07)
FIELD GOAL ATT.....	17	Kisielius, Laimis at VCU (1/29/07)
	16	Payton, Adam vs Towson (12/05/06)
	16	Payton, Adam at Navy (11/28/06)
FG PCT (min 5 made).....	.833 (5-6)	Payton, Adam vs Georgia State (1/27/07)
	.833 (5-6)	Kisielius, Laimis vs Jacksonville State (12/01/06)
3 PT FG MADE.....	5	Mann, Nathan vs James Madison (1/31/07)
	4	Mann, Nathan at UNC Wilmington (2/10/07)
	4	Schneider, David vs Northeastern (1/6/07)
	4	Mann, Nathan at George Mason (1/3/07)
	4	Schneider, David vs Towson (12/05/06)
	4	Mann, Nathan vs Cornell (12/02/06)
3 PT FG ATTEMPTS.....	11	Mann, Nathan vs UNC Wilmington (2/3/07)
	10	Mann, Nathan vs Cornell (12/02/06)
3-PT FG PCT (min 2 made).....	1.000 (3-3)	Kisielius, Laimis at Kansas State (11/11/06)
	1.000 (2-2)	Mann, Nathan at VCU (1/29/07)
	1.000 (2-2)	Payton, Adam vs Georgia State (1/27/07)
	1.000 (2-2)	Trumbower, Adam vs Georgia State (1/27/07)
	1.000 (2-2)	Stein, Peter vs Georgia State (1/27/07)
	1.000 (2-2)	Payton, Adam vs VCU (1/10/07)
	1.000 (2-2)	Payton, Adam vs Hampton (12/28/06)
	1.000 (2-2)	Kisielius, Laimis vs Hampton (12/28/06)
FREE THROWS MADE.....	10	Payton, Adam vs VCU (1/10/07)
	9	Kisielius, Laimis vs Jacksonville State (12/01/06)
FREE THROW ATT.....	12	Kisielius, Laimis vs Hampton (12/28/06)
	12	Kisielius, Laimis vs Jacksonville State (12/01/06)
FT PCT (min 3 made).....	1.000 (8-8)	Payton, Adam at Hofstra (1/20/07)
	1.000 (6-6)	Smith, Alex at Delaware (1/13/07)
	1.000 (5-5)	Payton, Adam at Old Dominion University (1/24/07)
	1.000 (4-4)	Kisielius, Laimis vs Drexel (2/14/07)
	1.000 (4-4)	Kisielius, Laimis at VCU (1/29/07)
	1.000 (4-4)	Kisielius, Laimis vs VCU (1/10/07)
	1.000 (4-4)	Payton, Adam vs UMBC (12/22/06)
	1.000 (4-4)	Mann, Nathan vs North Florida (12/08/06)
	1.000 (4-4)	Schneider, David vs North Florida (12/08/06)
	1.000 (4-4)	Mann, Nathan vs Towson (12/05/06)
	1.000 (4-4)	Kisielius, Laimis vs Cornell (12/02/06)
	1.000 (3-3)	Smith, Alex at Drexel (2/21/07)
	1.000 (3-3)	Mann, Nathan at UNC Wilmington (2/10/07)
	1.000 (3-3)	Payton, Adam at James Madison (2/7/07)
	1.000 (3-3)	Mann, Nathan vs UNC Wilmington (2/3/07)
	1.000 (3-3)	Cofield, Corey vs George Mason (1/16/07)
	1.000 (3-3)	Schneider, David vs George Mason (1/16/07)
	1.000 (3-3)	Mann, Nathan vs VCU (1/10/07)
	1.000 (3-3)	Smith, Alex at George Mason (1/3/07)
	1.000 (3-3)	Stein, Peter vs Hampton (12/28/06)
	1.000 (3-3)	Mann, Nathan vs UMBC (12/22/06)

REBOUNDS.....	9	Smith, Alex at Delaware (1/13/07)
	9	Payton, Adam at George Mason (1/3/07)
	9	Mann, Nathan vs North Florida (12/08/06)
	9	Schneider, David at Kansas State (11/11/06)
ASSISTS.....	7	Schneider, David at Kansas State (11/11/06)
	6	Schneider, David vs James Madison (1/31/07)
	6	Schneider, David vs Wagner (11/20/06)
STEALS.....	4	Payton, Adam at Drexel (2/21/07)
	4	Payton, Adam at Hofstra (1/20/07)
	4	Payton, Adam vs VCU (1/10/07)
	4	Schneider, David at Kansas State (11/11/06)
BLOCKED SHOTS.....	3	Smith, Alex vs Drexel (2/14/07)
	2	Stein, Peter vs Drexel (2/14/07)
	2	Stein, Peter vs James Madison (1/31/07)
	2	Kisielius, Laimis vs Richmond (12/31/06)
	2	Smith, Alex vs Hampton (12/28/06)
	2	Kisielius, Laimis vs UMBC (12/22/06)
	2	Kisielius, Laimis vs North Florida (12/08/06)
	2	Stein, Peter vs North Florida (12/08/06)
	2	Darnell, Chris vs Cornell (12/02/06)
TURNOVERS.....	6	Kisielius, Laimis vs Jacksonville State (12/01/06)
	5	Payton, Adam vs VCU (1/10/07)
	5	Cofield, Corey vs Jacksonville State (12/01/06)
	5	Kisielius, Laimis at Holy Cross (11/25/06)
	5	Schneider, David at Kansas State (11/11/06)
FOULS.....	5	Hess, Steven at Old Dominion University (1/24/07)
	5	Mann, Nathan at Hofstra (1/20/07)
	5	Stein, Peter at Hofstra (1/20/07)
	5	Kisielius, Laimis vs George Mason (1/16/07)
	5	Stein, Peter vs VCU (1/10/07)
	5	Payton, Adam vs Towson (12/05/06)
	5	Smith, Alex at Holy Cross (11/25/06)
	5	Mann, Nathan at Kansas State (11/11/06)