

2006-07

Tribe

MEN'S BASKETBALL

MEN'S BASKETBALL CONTACT/ASSOCIATE DIRECTOR: KRIS SEARS - PHONE: 757-221-3368 - EMAIL: KASEAR@WM.EDU - FAX: 757-221-3412

RICHMOND SPIDERS (4-7, 0-0 ATLANTIC-10)

AT

WILLIAM AND MARY TRIBE (6-4, 0-1 CAA)
Dec. 31, 2006 • 2:00 PM
**Kaplan Arena at William and Mary Hall (8,600)
Williamsburg, Va.**
W&M SET FOR NEW YEARS EVE CLASH WITH RICHMOND

The William and Mary men's basketball team will look to close out the year on a hot streak as it hosts long-time nemesis Richmond on New Years Eve at 2 p.m. W&M is on a three-game winning streak and have won five of its last six on the way to the College's best start in nearly 10 years. The contest will be the 103rd meeting between the state-rivals.

W&M upped its season mark to 6-4 with a 72-67 victory over Hampton on Dec. 28. Junior Laimis Kisielius paced three Tribe players in double figures with 18 points, while junior Nathan Mann and senior Adam Payton each had 12. Richmond enters the contest having lost seven of its last eight affairs. On Dec. 28, the Spiders fell at home to Tulane, 75-63.

The game can be heard live over the Tribe Radio Network with Jay Colley, Bill McDonald and Charlie Woollum on the call. The contest also can be followed live over the Internet at TribeAthletics.com.

STORY LINES

- W&M will attempt to extend its non-conference home winning streak to nine. The Tribe is 15-3 under head coach Tony Shaver against non-conference foes at Kaplan Arena.

- The contest could come down to UR's offense vs. W&M's defense. The Spiders enter the contest second in the Atlantic 10 in field goal percentage (.475) and third in 3-point field goal percentage (.390). W&M on the other hand tops the CAA in 3-point field goal percentage defense (.274), while ranking second in field goal percentage defense (.416). W&M also ranks ninth nationally in 3-point field goal percentage defense.

PROBABLE STARTING LINEUPS
WILLIAM AND MARY TRIBE

Pos.	No.	Name	Ht.	Wt.	Cl./El.	PPG	APG	RPG	Other
G	2	David Schneider	6-3	175	Fr./Fr.	10.7	3.7	3.0	1.6 SPG
G	11	Nathan Mann	6-2	190	Jr./Jr.	7.9	2.6	3.0	
G	24	Adam Payton	6-3	195	5th/Sr.	11.4	1.5	3.9	.848 FT%
F	13	Laimis Kisielius	6-8	210	Jr./Jr.	13.5	2.1	2.9	.517 3FG%
F	15	Peter Stein	6-9	225	So./So.	4.4	1.4	3.1	.692 FG%

RICHMOND SPIDERS

Pos.	No.	Name	Ht.	Wt.	Cl./El.	PPG	APG	RPG	Other
G	5	Brian Morris	6-6	180	Fr./Fr.	6.4	3.2	2.5	
G	44	Ryan Butler	6-6	185	So./Fr.	7.7	1.9	2.7	.733 FT%
F	13	Peter Thomas	6-5	210	Sr./Sr.	10.3	1.2	3.1	.577 FG%
F	4	Jarhon Giddings	6-9	240	So./So.	5.0	1.5	2.5	
C	40	Dan Geriot	6-9	225	Fr./Fr.	13.6	1.6	3.7	

2006-07 W&M MEN'S BASKETBALL SCHEDULE
Overall: 6-4 Home: 6-1 Away: 0-3 Conference: 0-1
NOVEMBER

1	BARTON COLLEGE (exh.)	W, 85-73
11	at Kansas State	L, 60-70
20	WAGNER	W, 77-53
25	at Holy Cross	L, 57-66
28	at Navy	L, 63-79

DECEMBER
2006 W&M TIP-OFF CLASSIC (WILLIAMSBURG, VA.)

1	Cornell vs. VMI	Cornell, 99-94
1	JACKSONVILLE STATE	W, 59-56
2	Jacksonville State vs. VMI	Jacksonville State, 87-85
2	CORNELL	W, 73-68 (OT)
5	TOWSON * (TV - CSN-MA; CSN-P)	L, 60-73
8	NORTH FLORIDA	W, 61-44
22	UMBC	W, 70-58
28	HAMPTON	W, 72-67
31	RICHMOND	2 PM

JANUARY

3	at George Mason *	7 PM
6	NORTHEASTERN (TV - CN8) *	12 PM
8	at Georgia State *	6 PM
10	VIRGINIA COMMONWEALTH *	7 PM
13	at Delaware *	7 PM
16	GEORGE MASON (TV - ESPN Regional) *	7 PM
20	at Hofstra *	4 PM
24	at Old Dominion *	7 PM
27	GEORGIA STATE *	7 PM
29	at Virginia Commonwealth *	7:30 PM
31	JAMES MADISON *	7 PM

FEBRUARY

3	UNC WILMINGTON * (TV - UNCW-TV)	7 PM
7	at James Madison *	7 PM
10	at UNC Wilmington *	7 PM
14	DREXEL *	7 PM
17	ESPN BracketBusters (Away)	
21	at Drexel *	7:30 PM
24	OLD DOMINION *	2 PM

MARCH

2	CAA Tournament First Round (Richmond, Va.)
3	CAA Tournament Quarterfinals (Richmond, Va.)
4	CAA Tournament Semifinals (Richmond, Va.)
5	CAA Tournament Final (Richmond, Va.)

* Colonial Athletic Association game

CSN-MA - Comcast SportsNet Mid-Atlantic

CSN-P - Comcast SportsNet Philadelphia

MEDIA INFORMATION

WILLIAM AND MARY SPORTS INFORMATION

Kris Sears, Assoc. Director (MBK Contact)
 Office: (757) 221-3368
 Cell: (765) 860-1205
 E-mail: kasear@wm.edu
 Fax: (757) 221-3412
 Website: www.TribeAthletics.com

CAA TELEPHONIC PRESS CONFERENCES

Members of the media are invited to participate in the CAA's weekly telephonic press conference series. The first call will occur on Jan. 2, continuing each Tuesday morning through Feb. 27. CAA coaches will be available to answer questions beginning at 10 AM. The weekly lineup is listed below. The phone number to take part in the call is **888-677-9010**. Members of the media should contact **Rob Washburn (804-754-1616)** at the CAA office for the password to access the call.

10:00	Tom Pecora (Hofstra)
10:10	Bill Coen (Northeastern)
10:20	Anthony Grant (VCU)
10:30	Blaine Taylor (Old Dominion)
10:40	Tony Shaver (William and Mary)
10:50	Brad Brownell (UNC Wilmington)
11:00	Dean Keener (James Madison)
11:10	Jim Larranaga (George Mason)
11:20	Pat Kennedy (Towson)
11:30	Monte Ross (Delaware)
11:40	Bruiser Flint (Drexel)
11:50	Michael Perry (Georgia State)

WILLIAM AND MARY RADIO NETWORK

Teaming up once again to call all the action of Tribe basketball over the airwaves will be **Jay Colley, Charlie Woollum and Bill McDonald**.

The flagship stations for the radio network are WYTD, 92.3 FM, and WBACH, 107.9 FM. W&M games can be heard on all of the following stations:

WYTD (92.3 FM)	Williamsburg
WBACH (107.9 FM)	Williamsburg
WCLM (1450 AM)	Richmond
WBRG (1050 AM)	Lynchburg

Tribe basketball games can also be heard live via the Internet. Go to the W&M website: **www.TribeAthletics.com** and click on the "Live Audio" link for more information.

ON THE INTERNET

For complete coverage of all 23 of William and Mary's teams on the Internet, go to **www.TribeAthletics.com**. The official site of Tribe athletics features the most recent press releases, statistics and schedule information, as well as the latest basketball game notes and season updates.

VIA CELL PHONE

Fans can have final scores for all W&M sports sent as a text message to a cell phone. "eSCORES" is a free service available from Stretch Internet, the Tribe's Internet broadcast partner. To sign up for this service, go to the W&M web site: **www.TribeAthletics.com** and click on the "eSCORES" link at the top of the page.

SCOUTING RICHMOND

The Spiders enter the New Years Eve contest with the Tribe on a four-game losing streak. To make matters worse, after a 3-0 start to the season, Richmond has dropped seven of its last eight. The lone victory over the stretch was on the road, 56-46, over South Florida. Richmond opened the season with wins over East Carolina (71-67), American (61-50) and Longwood (83-72).

In its last contest against Tulane, the Spiders trailed by 16 points at the half and by 19 in the early stages of the second half. Richmond narrowed the gap to four points over the final minutes, but fell to the Green Wave, 75-63. On Dec. 22, the Spiders jumped out to a 15-point lead in the first half against ACC foe Wake Forest, but could not hold the momentum falling, 72-59, in Winston-Salem.

Richmond is led in scoring by 6-9, 240-pound freshman Dan Geriot, who averages 13.6 points per game. The reigning Atlantic-10 Rookie of the Week scored a career-high 21 in the Spiders' contest at Wake Forest. Senior forward Peter Thomas has started 41 straight games for Richmond and is averaging 10.3 points and 3.1 rebounds per game in 2006-07. He tops the squad, shooting 57.7 percent from the floor. Redshirt freshman guard Ryan Butler is the Spiders' top gunner from 3-point range, knocking down 51.4 percent of his attempts.

The Spiders rank second in the Atlantic-10 in field goal percent, shooting 47.5 percent from the floor. It will be a contrast of styles as W&M is second in the CAA in field goal percentage defense. Richmond is coached by Chris Mooney, who is in his second season. Last season, Mooney led the Spiders to a 13-17 record.

W&M and Richmond were long-time conference nemesis. The two teams have played a combined 192 times with nearly an even split of the series. The Spiders hold a slight cushion at 97-95 over the Tribe. W&M will look to snap a recent Richmond trend in the all-time series. The Spiders have won five of the last six contests, including each of the last two. Last season, UR defeated W&M, 52-50, on New Years Eve in Richmond.

W&M vs. Current Atlantic-10 Opponents

Charlotte	0-1 (.000)
Duquesne	0-2 (.000)
Fordham	1-3 (.250)
George Washington	26-37 (.413)
La Salle	0-1 (.000)
Massachusetts	0-1 (.000)
Rhode Island	1-1 (.500)
Richmond	95-97 (.495)
Saint Joseph's	0-2 (.000)
Xavier	0-2 (.000)
Totals	123-148 (.454)

RECAPPING HAMPTON

The Tribe won its third straight contest, shooting a season-high 51.2 percent from the floor in outlasting state-rival Hampton at Kaplan Arena, 72-67, on Dec. 28. With the victory, the Tribe improved to 6-4 on the year, marking the best start for the College since the 1997-98 season. The Tribe also improved to 13-0 under head coach Tony Shaver when shooting 50 percent or better from the floor.

Junior forward Laimis Kisielius led three Tribe players in double figures, posting 18 points on 4-of-5 shooting from the floor. He also connected on a team-high 8-of-12 from the free throw line. Senior Adam Payton and junior Nathan Mann each chipped in 12 points apiece. W&M continued to display a balanced scoring attack as seven players finished with six or more points. Sophomores Alex Smith and Peter Stein contributed eight and seven points, respectively, in the post, while sharing team-high honors with three rebounds.

W&M used a strong effort in the first six minutes of the game to open a 16-6 advantage, with five points coming from Stein. The sophomore forward opened the game with a put-back of his own shot, and was awarded three foul shots that he converted four minutes in after being fouled beyond the 3-point arc.

The Pirates would not concede so easily, however, going on a 13-1 binge of their own to take a 19-17 lead at the 5:44 mark of the first half. Rashad West picked up six of his 13 first-half points during the run. With Hampton leading, 24-21, following five straight points from Matt Pilgrim, the Tribe connected on back-to-back-to-back 3-pointers to



take the advantage into the locker room. Junior Kyle Carrabine connected from the left wing, before Payton buried a trifecta from the right side. Carrabine capped the quick spurt with a trey from the right corner in front of the Hampton bench following an offensive rebound and dish from Smith. West hit a running 28-footer as the clock expired to pull Hampton within three, 30-27, as the teams went into the locker room at the half.

The Tribe scored seven of the first eight points of the second half to extend its lead to nine, 37-28. Hampton drew within five points on a trio of occasions, but W&M pushed its advantage to 12 at the eight-minute mark in the second, following back-to-back lay-ups from Mann. On the first, Mann drove three defenders on the right side of the lane, and picked up the second off of a fast-break assist from David Schneider (Phoenix, Ariz.). After battling back and forth over the next four minutes, Payton connected for three from the left wing following a give-and-go with Kisielius to give the College its biggest lead of the night (15) at 62-47 with 3:47 remaining.

The contact-heavy affair continued all night with neither team backing down, combining to log 45 fouls and generate 60 chances from the charity stripe. W&M continued to get to the free throw and made the most of its opportunities. The College shot 72.4 percent (21-of-29) from the free throw line, including 15-of-18 (83.3 percent) in the second half. Hampton was 19-of-31 from the charity stripe.

The College had to withstand a furious rally in the final minutes, as Hampton used a barrage of threes and a heavy press to chip away at the lead, pulling within 66-64 with 15 seconds remaining. Kisielius, Payton and Mann calmly stepped to the line and drilled a pair of free throws apiece to ice the game for the Tribe.

BEST START SINCE 1997-98

With its victory over Hampton on Dec. 28, the Tribe improved to 6-4 on the year, marking the best start for the College in nearly 10 years. The last time the College opened the season with a better record was during the 1997-98 season when it went 7-3 to start. During that campaign, W&M finished 20-7, including a first-place tie in the CAA at 13-3.

The 6-4 start to the year also marks the best start to a season in the College's four years under head coach Tony Shaver. Last season, W&M was 5-5 through the opening 10 games of the season, which was the best start in three years under Shaver. The Tribe is riding a three-game winning streak and has won five of its last six contests. The last time a Tribe team won five contests over a six-game stretch came during the 2002-03 season.

3-POINT DEFENSE

The Tribe has made it tough on opponents from beyond the 3-point arc. W&M had held its opponents to only 27.4 percent shooting from 3-point range over the first 10 games. That number not only tops the CAA, but ranks among the national leaders. According to kenpom.com, the Tribe ranks ninth nationally in 3-point field goal defense.

NATIONAL TOP 10 IN 3-POINT FIELD GOAL PERCENTAGE DEFENSE

- | | |
|-----------------------------|------|
| 1. Mississippi St. (SEC) | 22.5 |
| 2. Texas A&M (Big 12) | 25.1 |
| 3. Oregon (Pac 10) | 25.6 |
| 4. Duke (ACC) | 25.9 |
| 5. West Virginia (Big East) | 26.8 |
| 6. Maryland (ACC) | 27.0 |
| 7. Liberty (Big South) | 27.1 |
| 8. Tulsa (CUSA) | 27.1 |
| 9. William & Mary (CAA) | 27.4 |
| 10. Fresno St. (WAC) | 27.6 |

BACK-TO-BACK 50 PERCENT SHOOTING EFFORTS

The Tribe connected on 51.2 percent (21-of-41) from the field in its victory over Hampton, including a sizzling 60 percent (12-of-20) in the second half. It marked the second-straight contest that W&M shot 50 percent or better from the floor. The College connected on 50 percent (21-of-42) from the floor in a victory over UMBC on Dec. 22.

The last time the Tribe had back-to-back games of 50 percent or better from the field was during Shaver's first season at the helm in 2003-04. The College connected on 54.5 percent from the field against Old Dominion on Jan. 26, 2004, before hitting on 60 percent of its attempts two days later versus James Madison.

TALE OF THE TAPE

SERIES HISTORY..... Richmond leads, 97-95
LAST MEETING UR won, 52-50 (12/31/05)

OVERALL STATS	W&M	UR
Points Per Game	65.2	64.2
Opp. Points Per Game	63.4	69.0
Scoring Differential	+1.8	-4.8

Field Goal Percentage	.429	.475
Opp. Field Goal Percentage	.416	.455
3-Point Percentage	.325	.390
Opp. 3-Point Percentage	.274	.340

Free Throw Percentage	.670	.667
Opp. Free Throw Percentage	.651	.681

Rebounds Per Game	33.0	27.5
Off. Rebounds Per Game	10.3	6.2
Def. Rebounds Per Game	22.7	21.3
Opp. Rebounds Per Game	35.0	33.9
Opp. Off. Reb. Per Game	12.1	11.7
Opp. Def. Reb. Per Game	22.9	22.2
Rebound Differential	-2.0	-6.5

Assists Per Game	13.5	13.5
Opp. Assists Per Game	12.3	13.9

Turnovers per game	15.8	15.6
Opp. Turnovers per game	15.4	13.9

Blocks Per Game	2.2	2.8
Opp. Blocks Per Game	2.8	2.4

Steals Per Game	6.2	5.0
Opp. Steals Per Game	7.6	8.5

CONFERENCE STATS	W&M	UR
Points Per Game	60.0	-
Opp. Points Per Game	73.0	-
Scoring Differential	-13.0	-

Field Goal Percentage	.352	-
Opp. Field Goal Percentage	.531	-
3-Point Percentage	.276	-
Opp. 3-Point Percentage	.250	-

Free Throw Percentage	.778	-
Opp. Free Throw Percentage	.800	-

Rebounds Per Game	26.0	-
Off. Rebounds Per Game	5.0	-
Def. Rebounds Per Game	21.0	-
Opp. Reb. Per Game	37.0	-
Opp. Off. Reb. Per Game	6.0	-
Opp. Def. Reb. Per Game	31.0	-
Rebound Differential	-11.0	-

Assists Per Game	16.0	-
Opp. Assists Per Game	17.0	-

Turnovers per game	8.0	-
Opp. Turnovers per game	13.0	-

Block Shots Per Game	0.0	-
Opp. Block Shots Per Game	1.0	-

Steals Per Game	4.0	-
Opp. Steals Per Game	7.0	-

TRIBE TRENDS

By MONTH...	06-07	SHAVER ERA
In November	1-3	9-9
In December	5-1	10-11
In January	0-0	4-25
In February	0-0	5-18
In March	0-0	1-3
RECORD IN...		
Decided by 5 pts or less	3-0	6-13
Decided by 10 pts or less	0-2	9-29
Decided by 11 or more pts	3-2	17-37
At night	6-2	25-44
During the day	0-2	3-19
Decided in OT	1-0	2-4
Televised	0-1	0-9
SCORING...		
Less than 60 points	1-1	2-29
60-69 points	1-3	4-23
70-79 points	4-0	7-11
80-89 points	0-0	11-2
90-99 points	0-0	5-1
100 or more points	0-0	0-0
ALLOWING...		
Less than 60 points	4-0	9-5
60-69 points	2-1	11-14
70-79 points	0-3	8-24
80-89 points	0-0	1-15
90-99 points	0-0	0-6
100 or more points	0-0	0-2
RECORD WHEN...		
Leading at the half	5-0	22-9
Trailing at the half	1-4	5-51
Tied at the half	0-0	1-3
Lead with 5 min. left	5-0	27-7
Trailing with 5 min. left	1-4	2-58
Tied with 5 min. left	0-0	0-1
Three in double digits	2-2	10-23
Four in double digits	1-0	9-6
Five in double digits	0-0	3-0
SHOOTING FROM THE FIELD...		
50 percent or better	3-0	13-0
between 40 and 50%	3-1	14-32
Less than 40%	0-3	2-34
Opp. shooting 50%	0-2	0-30
Opp. shoots 40-50%	4-0	18-27
Opp. shoots less than 40%	2-2	11-9
Better than opponent	5-2	26-8
Worse than opponent	1-2	2-54
Hits 8 or more 3-pt. FGs	2-2	9-10
More 3-pt. FG than opp.	3-2	11-14
Shoots 50% from 3-pt. FGs	0-0	6-4
SHOOTING FROM THE FREE THROW LINE...		
Makes More Than Opp.	5-0	26-25
Makes Less than Opp.	1-4	2-36
Shoots 70% or better	2-2	17-29
Opp. Shoots 70% or better	2-2	7-34
REBOUNDING...		
Outrebounding opp.	4-1	21-25
Outrebounded by opp.	2-3	6-35
Wins Offensive glass	2-1	12-38
Loses Offensive glass	4-3	16-26
Wins Defensive glass	5-0	26-22
Loses Defensive glass	1-3	3-36
TURNOVERS...		
Fewer Turnovers than opp.	4-1	14-16
More Turnovers than opp.	2-3	14-46
10 or fewer turnovers	1-1	2-4
more than 10 turnovers	5-3	27-62

KISIELIUS WITH THE HOT HAND

Junior Laimis Kisielius is not only having one of the best shooting seasons in the CAA, but one of the best in W&M school history. Through the opening 10 games of the season, Kisielius has connected on 57.5 percent from the floor and 51.7 percent from beyond the 3-point arc. He ranks fourth in the CAA in field goal percentage and first in 3-point field goal percentage. According to kenpom.com, Kisielius ranks 45th nationally in effective field goal percentage. The statistic is based on a formula similar to regular field goal percentage with players that attempt and connect on more 3-point field goals receiving more credit in the percentage for doing so.

At his current pace, the 57.5 percent from the floor would rank third in school history. It would also be the highest field goal percentage for a Tribe players since Carl Parker notched the school record at 59.9 percent in 1996. Kisielius' 3-point field goal percent would also rank as the top percentage in school history at its current rate. The current mark is 44.1 percent from Greg Burzell during the 1988 season.

W&M SINLGE-SEASON FIELD GOAL PERCENTAGE

(minimum 200 Attempts)

Player	Year	FGM-FGA	Pct.
1. Carl Parker	1996	164-274	.599
2. John Lowenhaupt	1978	195-337	.579
3. Laimis Kisielius	2007	42-73	.575
4. Gary Bland	1984	115-201	.572
5. Keith Cieplicki	1985	235-413	.569

W&M SINGLE-SEASON 3-POINT FIELD GOAL PERCENTAGE

(minimum 75 Attempts)

Player	Year	3PM-3PA	Pct.
1. Laimis Kisielius	2007	14-27	.517
2. Greg Burzell	1988	75-170	.441
3. Brendan Connor	1992	34-78	.436
4. Bobby Fitzgibbons	1996	57-131	.435
5. Jim Moran	1999	44-106	.415
6. Matt Verkey	1993	50-121	.413
7. Nathan Mann	2006	51-124	.411
8. Kyle Carrabine	2007	11-27	.407

PAYTON ENJOYING BEST COLLEGIATE SEASON

Fifth-year senior guard Adam Payton is enjoying his best collegiate season in 2006-07. He ranks second on the team in scoring at 11.5 points per game, while leading W&M in rebounds per game (3.9) and steals (15). In seven of the first 10 games, Payton has tallied double digits.

One of the most impressive stats for Payton this season is his free throw percentage. The Burlington, N.J., native ranks third in the CAA at 84.8 percent from the free throw line. The percentage is also a significant increase of his career average. Payton entered the season, shooting 58.1 percent (54-of-93) for his career.

At his current pace, Payton's percentage would rank seventh in W&M history. It would also be the highest free throw percentage since Scott Coval tallied the school mark of 91.7 percent (111-of-121) in 1986.

SINGLE-SEASON FREE THROW PERCENTAGE

(minimum 80 Attempts)

Player	Year	FTM-FTA	Pct.
1. Scott Coval	1986	111-121	.917
2. Dave Daugherty	1967	77-88	.875
3. Tony Traver	1983	111-127	.874
4. John Lowenhaupt	1978	114-132	.864
5. Tom Farrington	1960	75-87	.862
6. Keith Cieplicki	1983	131-153	.856
7. Adam Payton	2007	28-33	.848
7. Ron Panneton	1968	112-132	.848

CARRABINE MAKING HIS MARK

After playing sparingly in his first two seasons with the Tribe, junior guard Kyle Carrabine is making an impact in 2006-07. During his junior campaign, Carrabine has already eclipsed his scoring total from the previous two seasons and proven to be a threat from 3-point range for the Tribe. The Naperville, Ill., native tallied a career-high 10 points in the Tribe's CAA opener against Towson, connecting on 3-of-6 from beyond the 3-point arc.

For the season, Carrabine is averaging 4.6 points per contest, while shooting 40.7 percent from 3-point range. He is averaging 11.6 minutes per game off the bench for the Tribe. On two occasions this season, he has connected on a trio of 3-point field goals. Carrabine also earned the first two starts of his Tribe career, garnering the nod against Jacksonville State on Dec. 1 and then again vs. Towson on Dec. 5.

At his current pace, Carrabine's 3-point field goal percent would rank as the eighth best in school history. This season, he is 11-of-27 from beyond the arc. He would need to attempt 75, 3-point field goals during the year to earn a spot in the single-season top 10 and connected on 39 percent of those shots.

BENCH SCORING

W&M head coach Tony Shaver felt that his 2006-07 Tribe team would be the deepest he has had in his four seasons at the helm. The Tribe's play off the bench this season has echoed Shaver's sentiments.

This season, the College has averaged 26.9 points per game from its reserves, outscoring its opponents by an average of 13 points off the bench. The Tribe has outscored its opponents off the bench on eight occasions and is 6-2 in those contests. Sophomore forward Alex Smith leads the way, topping the Tribe off the bench on three occasions. In each of the last two contests against UMBC and Hampton, Smith has been a force in the post averaging 8.5 point off the bench.

On four occasions this season the Tribe bench has outscored the starters. In Tribe contests with Wagner, Cornell and Towson, the W&M bench scored over 40 points. In the 24-point win over the Seahawks, the bench held a 40-37 advantage over the starters, while the reserves scored 50 points, led by the 21 from junior Laimis Kisielius against Cornell. The Tribe held a 42-18 scoring advantage over Towson on Dec. 5.

The 40-plus point efforts off the bench against Wagner, Cornell and Towson marked the third, fourth and fifth times under head coach Tony Shaver that W&M scored 40 or more points off the bench. In each of the last two seasons, the Tribe accomplished the feat. Last season, the College tallied 42 points off the bench in the season-opening victory over Maine. On Dec. 1, 2004, the W&M subs scored 42 points in a victory over Longwood. The 50 points off the bench against Cornell were the most under Shaver.

Leading W&M Bench Scorers

Date	Opponent	Leading Scorer	Total W&M Bench Scoring
11/11	at Kansas State	Cofield (4)	12
11/20	Wagner	Sumner (12)	40
11/25	at Holy Cross	Smith (3) Stein (3)	8
11/28	at Navy	Trumbower (12)	36
12/1	JSU	Payton (18)	27
12/2	Cornell	Kisielius (21)	50
12/5	Towson	Schneider (18)	42
12/8	North Florida	Carrabine (5)	13
12/22	UMBC	Smith (9)	24
12/28	Hampton	Smith (8)	17

STEPPING UP THE FREE THROW PRODUCTION

The W&M coaching staff has emphasized the importance of getting to the free throw line in recent weeks, and from the looks of things, the Tribe has been listening. After averaging only eight free throws made on 14.7 attempts through the first three games of the season, W&M has nearly doubled those efforts recently. In the Tribe's last seven contests, the College connected on 120-of-171 from the charity stripe. In those affairs, W&M is averaging 17.1 free throws made on 24.4 attempts per game.

The Tribe has not only gotten to the charity stripe more often recently, but shot a better percentage as well. Over the first three games of the season, W&M connected on

SCORING BREAKDOWN

CLASS	PTS	PCT.
Freshmen	111	17.0
Sophomore	103	15.8
Junior	262	40.2
Senior	176	27.0

SCORING	PTS	PCT.
Starters	383	58.7
Bench	269	41.3

POINTS IN THE PAINT	PTS	APG
W&M	248	24.8
Opponents	252	25.2

POINTS OFF TURNOVERS	PTS	APG
W&M	179	17.9
Opponents	167	16.7

BENCH SCORING	PTS	APG
W&M	269	26.9
Opponents	142	14.2

FT% LAST 5 MINUTES + OT	FTM-A	PCT.
W&M	57-71	.781
Opponents	37-56	.661

FG% LAST 5 MINUTES + OT	FGM-A	PCT.
W&M	36-80	.450
Opponents	38-85	.447

3FG% LAST 5 MINUTES + OT	3FGM-A	PCT.
W&M	6-22	.273
Opponents	10-35	.286

W-L RECORDS OF STARTING LINEUPS

4-1 - Schneider, Mann, Payton, Kisielius, Stein - (W - vs. WC, vs. UNF, vs. UMBC, vs. HU - L - at KSU)
 1-0 - Stein, Sumner, Cofield, Trumbower, Payton (W - vs. CU)
 1-0 - Mann, Kisielius, Carrabine, Smith, Darnell - (W - vs. JSU) -
 0-1 - Schneider, Mann, Payton, Kisielius, Cofield - (L - at HC)
 0-1 - Mann, Payton, Kisielius, Stein, Darnell - (L - at Navy)
 0-1 - Trumbower, Mann, Carrabine, Kisielius, Smith - (L - vs. TU)

LEADING SCORERS

5 - Laimis Kisielius (18 vs. WC, 20 vs. JSU, 21 vs. CU, 19 vs. UMBC, 18 vs. HU)
 2 - Adam Payton (15 at HC, 12 at Navy), David Schneider (18 at KSU, 18 vs. TU)
 1 - Adam Trumbower (12 at Navy), Nathan Mann (12 vs. UNF)

LEADING REBOUNDERS

3 - Nathan Mann (6 at HC, 9 vs. UNF, 3 vs. HU), Peter Stein (6 vs. JSU, 4 vs. TU, 3 vs. HU)
 2 - Laimis Kisielius (6 vs. JSU, 6 vs. CU), Adam Payton (9 vs. WC, 4 vs. TU), Adam Trumbower (6 at Navy, 4 vs. TU), David Schneider (9 at KSU, 3 vs. HU), Alex Smith (5 vs. UMBC, 3 vs. HU)
 1 - Corey Cofield (6 at HC)

LEADING ASSISTS

4 - David Schneider (7 at KSU, 6 vs. WC, 5 vs. UNF, 3 vs. HU)
 2 - Laimis Kisielius (4 vs. TU, 3 vs. HU), Peter Stein (4 vs. JSU, 4 vs. TU), Adam Trumbower (4 at Navy, 5 vs. CU)
 1 - Nathan Mann (4 at HC), Adam Payton (4 vs. UMBC)

TOTAL DUNKS

13 - A. Payton (5), A. Smith (3), S. Hess (2), C. Darnell (1), L. Kisielius (1), D. Sumner (1)

TOTAL 3-POINT PLAYS

9 - A. Payton (3), A. Smith (2), C. Cofield (1), K. Carrabine (1), C. Darnell (1), L. Kisielius (1), A. Trumbower (1)

TOTAL CHARGES TAKEN

11 - D. Schneider (4), A. Smith (3), A. Trumbower (1), C. Cofield (1), P. Stein (1), N. Mann (1)



GENERAL INFORMATION

NAME The College of William & Mary
LOCATION Williamsburg, Va.
FOUNDED 1693 (2nd oldest college in U.S.)
UNDERGRADUATE ENROLLMENT 5,700
NICKNAME Tribe
COLORS Green, Gold and Silver
ARENA (CAPACITY) Kaplan Arena
 at William and Mary Hall (8,600)
AFFILIATION NCAA Division I
CONFERENCE Colonial Athletic Association
PRESIDENT Gene R. Nichol
ALMA MATER Oklahoma State, 1973
CHANCELLOR Sandra Day O'Connor
ALMA MATER Stanford, 1950
DIRECTOR OF ATHLETICS Terry Driscoll
ALMA MATER Boston College, 1969
SR. ASSOC. AD/SWA Barbara Blosser
ALMA MATER Ohio State, 1975
ATHLETICS DEPT. PHONE (757) 221-3400
TICKET OFFICE PHONE (757) 221-3340

MEN'S BASKETBALL INFORMATION

HEAD COACH Tony Shaver
ALMA MATER North Carolina, 1976
RECORD AT W&M 29-66 (Fourth Season)
CAREER RECORD 387-188 (21st Season)
ASSISTANT COACHES
 Dee Vick (Hampden-Sydney, 1994)
 Antwon Jackson (Pikeville College, 1993)
 Ben Wilkins (North Carolina State, 2001)
2005-06 RECORD 8-20
CONFERENCE RECORD/FINISH 3-15/T10th
CAA TOURNAMENT RECORD 0-1 (.000)
STARTERS RETURNING/LOST 3/2
LETTERWINNERS RETURNING/LOST 10/5
FIRST YEAR OF BASKETBALL 1905-06
ALL-TIME RECORD 1038-1194 (.465)
NCAA TOURNAMENT APPEARANCES None
NIT APPEARANCES 1 (1983)
LAST POSTSEASON OPPONENT Virginia Tech
 (3/17/83), L 79-85

CAREER GAMES PLAYED/STARTED

	Games	Starts
Corey Cofield	93	65
Adam Payton †	90	34
Adam Trumbower	74	5
Nathan Mann	67	34
Laimis Kisielius	66	54
Alex Smith	37	5
Peter Stein	35	10
Kyle Carrabine	33	2
Chris Darnell	31	3
Chris Stratton	25	1
Steven Hess	9	0
Danny Sumner	8	1
David Schneider	7	6
Marcus Barnett	2	0

† includes 52 games and zero starts at Vanderbilt

W&M STARTING LINEUPS

GAME	GUARD	GUARD	GUARD	FORWARD	FORWARD
at KSU (11/11)	Schneider	Mann	Payton	Kisielius	Stein
Wagner (11/20)	Schneider	Mann	Payton	Kisielius	Stein
at HC (11/25)	Schneider	Mann	Payton	Kisielius	Cofield
at Navy (11/28)	Mann	Payton	Kisielius	Darnell	Stein
JSU (12/1)	Mann	Carrabine	Kisielius	Darnell	Smith
Cornell (12/2)	Trumbower	Payton	Sumner	Cofield	Stein
Towson (12/5)	Trumbower	Mann	Carrabine	Kisielius	Smith
NFU (12/8)	Schneider	Mann	Payton	Kisielius	Stein
UMBC (12/22)	Schneider	Mann	Payton	Kisielius	Stein
Hampton (12/28)	Schneider	Mann	Payton	Kisielius	Stein
Richmond (12/31)					
at GMU (1/3)					
NU (1/6)					
at GSU (1/8)					
VCU (1/10)					
at Del. (1/13)					
GMU (1/7)					
at Hofstra (1/20)					
at ODU (1/24)					
GSU (1/27)					
at VCU (1/29)					
JMU (1/31)					
UNCW (2/3)					
at JMU (2/7)					
at UNCW (2/10)					
Drexel (2/14)					
TBA (2/17)					
at Drexel (2/21)					
ODU (2/24)					

only 54.5 percent from the free throw line, but the College has improved that percentage to 70.2 percent over the last seven games.

When the Tribe gets to the free throw line 20 or more times, there is a good chance the contest will end in a victory. This season, W&M has had 20 or more attempts from the charity stripe on six occasions and is 5-1 in those contests. Over the last three seasons, the College is 21-14 (.600) when attempting 20 or more from the free throw line.

DIFFERENCE AT THE CHARITY STRIPE

W&M has been productive from the free throw line in late game situations. While the Tribe is shooting 67 percent from the charity stripe on the year, the number jumps significantly late in the game. With five minutes or less remaining in a contest, the College has shot 78.1 percent from the line. Below is a player-by-player breakdown of how W&M has fared at the foul line with five minutes or less remaining in the game and in overtime:

Player	FT	FT%
Nathan Mann	6-of-6	1.000
Adam Trumbower	9-of-10	.900
Laimis Kisielius	18-of-21	.857
Adam Payton	13-of-16	.813
David Schneider	7-of-10	.700
Kyle Carrabine	1-of-2	.500
Steven Hess	1-of-2	.500
Peter Stein	1-of-4	.250
Marcus Barnett	0-of-1	.000
Danny Sumner	0-of-1	.000
Total	57-of-73	.781



DIFFERENCE AT THE CHARITY STRIPE – PART II

As a team, the Tribe is shooting 67 percent from the free throw line. The number has definitely been on the increase in recent weeks. In fact, W&M is one of only two teams in the CAA with two players ranked among the top-10 in the league in free throw shooting. Senior guard Adam Payton ranks third at 84.8 percent, while junior Laimis Kisielius ranks eighth at 75 percent.

In total, the Tribe have five different players shooting over 70 percent from the free throw line. Senior guard Adam Trumbower, who is shooting 89.5 percent, topped the league in free throw shooting prior to North Florida contest. Trumbower currently does not qualify for the CAA free throw rankings, because he does not meet the required 2.0 free throws made per contest. He is connecting on 1.7 per affair. Junior Nathan Mann is in a similar situation having connected on 87.5 percent from the free throw line, but is only averaging 1.4 made per contest. Freshman David Schneider is shooting 71.9 percent from the charity stripe, but has not played in 75 percent of the Tribe's contests due to injury and does not qualify for the conference rankings.

SIZZLING FROM THE CHARITY STRIPE

The Tribe took advantage of its opportunities at the free throw line against UMBC, shooting a sizzling 95.5 percent. W&M connected on 21-of-22 from the charity stripe, including 14-of-15 in the second half and 9-of-10 in the final five minutes of play.

The 95.5 percent was nearly 20 percentage points better than W&M's season high from the line, which came against Towson (77.8 percent). The 21 free throws made also marked a season-best. The 95.5 percent was the best free throw percent for the College since going a perfect 13-of-13 against Drexel on Feb. 7, 2004.

W&M VS. OPPONENTS

Below is a game-by-game breakdown of how W&M has fared against its opponents in the following categories: Free Throws, Bench Points, Points in the Paint, Second Chance Points and Fast Break Points. W&M stats shown first followed by opponents stats.

GAME	FT	BENCH	PAINT	OFF TO	2ND CHANCE	FB
at KSU (11/11)	10-16	12-13	20-28	9-19	11-28	7-15
Wagner (11/20)	6-11	40-23	40-10	27-10	11-5	9-2
at HC (11/25)	8-17	8-19	30-32	18-15	14-21	2-6
at Navy (11/28)	15-16	36-19	26-30	16-30	14-3	6-16
JSU (12/1)	17-3	27-6	20-36	16-27	12-10	2-8
Cornell (12/2)	16-9	50-9	24-28	17-10	11-4	0-4
Towson (12/5)	14-16	42-18	18-28	19-10	2-8	4-7
NFU (12/8)	16-3	13-6	28-20	14-6	3-4	4-2
UMBC (12/22)	21-13	24-20	20-22	18-8	5-6	6-4
Hampton (12/28)	21-19	17-9	22-18	25-32	10-15	2-2
Richmond (12/31)						
at GMU (1/3)						
NU (1/6)						
at GSU (1/8)						
VCU (1/10)						
at Del. (1/13)						
GMU (1/7)						
at Hofstra (1/20)						
at ODU (1/24)						
GSU (1/27)						
at VCU (1/29)						
JMU (1/31)						
UNCW (2/3)						
at JMU (2/7)						
at UNCW (2/10)						
Drexel (2/14)						
TBA (2/17)						
at Drexel (2/21)						
ODU (2/24)						
Totals	144-123	269-142	248-252	179-167	93-104	42-66

W&M OPPONENT RECORDS

OPPONENT	06-07 RECORD	05-06 RECORD
Kansas State	10-3	15-13
Wagner	4-8	13-14
Holy Cross	7-6	20-12
Navy	8-4	10-18
Jacksonville State	3-9	16-13
Cornell	4-6	13-15
Towson	6-5	12-16
North Florida	1-10	6-22
UMBC	4-8	10-19
Hampton	3-9	16-16
Richmond	4-7	13-17
George Mason	5-5	28-7
Northeastern	3-8	19-11
Georgia State	4-6	7-22
VCU	9-2	19-10
Delaware	2-9	9-21
Hofstra	8-4	26-7
Old Dominion	8-4	24-10
James Madison	2-8	5-23
UNC Wilmington	3-6	25-8
Drexel	9-2	15-16
Combined	108-129	372-310

* - Through Dec. 29

W&M OPPONENT RATINGS

TEAM	COLLEGE RPI.COM	SAGARIN RATINGS
William & Mary	230	231
Kansas State	36	61
Wagner	285	299
Holy Cross	101	137
Navy	102	148
Jacksonville State	331	321
Cornell	223	238
Towson	117	164
North Florida	319	334
UMBC	201	235
Hampton	271	268
Richmond	267	256
George Mason	107	101
Northeastern	228	234
Georgia State	252	243
VCU	90	65
Delaware	284	287
Hofstra	92	141
Old Dominion	87	84
James Madison	326	319
UNC Wilmington	236	195
Drexel	7	37

* - as of Dec. 30



W&M INDIVIDUAL SUPERLATIVES

	06-07	CAREER
DOUBLE-DIGIT SCORING GAMES		
Corey Cofield	0	53
Laimis Kisielius	7	28
Nathan Mann	4	23
Adam Payton	7	12
Peter Stein	1	4
David Schneider	4	4
Kyle Carrabine	1	1
Alex Smith	0	1
Danny Sumner	1	1
Adam Trumbower	1	1
Marcus Barnett	0	0
Chris Darnell	0	0
Steven Hess	0	0
Chris Stratton	0	0

	06-07	CAREER
20-POINT GAMES		
Corey Cofield	0	12
Laimis Kisielius	2	3
Nathan Mann	0	2
Adam Payton	0	1

	06-07	CAREER
10-REBOUND GAMES		
Corey Cofield	0	13

	06-07	CAREER
5-ASSIST GAMES		
Nathan Mann	0	5
David Schneider	3	3
Laimis Kisielius	0	2
Adam Trumbower	1	2
Adam Payton	0	1

	06-07	CAREER
DOUBLE-DOUBLES		
Corey Cofield	0	12

CAREER DOUBLE-DOUBLES

COREY COFIELD (12)
21 pts, 11 reb. at Delaware (1/21/04)
15 pts, 10 reb. vs. Old Dominion (1/26/04)
25 pts, 10 reb. vs. JMU (2/4/04)
18 pts, 13 reb. at Drexel (2/7/04)
13 pts, 13 reb. vs. Hofstra (2/14/04)
18 pts, 11 reb. vs. Towson (2/18/04)
24 pts, 10 reb. vs. Radford (11/20/04)
22 pts, 12 reb. vs. VCU (1/22/05)
21 pts, 11 reb. at UNC Wilmington (2/9/05)
11 pts, 13 reb. at Towson (2/26/05)
15 pts, 11 reb. vs. JMU (CAA) (3/4/05)
19 pts, 11 reb. at Northeastern (2/2/06)

TURNING UP THE DEFENSIVE EFFORT

Against North Florida, the Tribe held the Ospreys to 44 total points in a 17-point victory. The last time the College held an opponent to fewer than 44 points in a game was Jan. 31, 2001 when W&M held American to 42 points in a 51-42 victory.

W&M also held UNF to 18 points in the opening half of play as the Ospreys shot only 28.6 percent from the floor. The Tribe hadn't held an opponent to 18 points or less in the opening half of play since the 2004-05 season. During that campaign, W&M held James Madison to 18 first-half points on Jan. 12, 2005.

50 PERCENT EQUALS VICTORIES

The Tribe has been flawless under head coach Tony Shaver when it hits on 50 percent or better from the floor. W&M has notched a pair of victories this season when shooting over 50 percent from the floor. Against Wagner (32-of-64) and UMBC (21-of-42), the Tribe shot 50 percent from the field on its way to a pair of wins. It marked the 11th and 12th times in Shaver's four years at the helm that W&M shot 50 percent or better from the field. In all 12 of those contests, W&M has walked away with a victory. Here is a look at the Tribe's 50 percent or better shooting from the field under Shaver:

Date	Team	Result	Percentage (FGM-FGA)
12/28/06	Hampton	W, 72-67	.512 (21-41)
12/22/06	UMBC	W, 70-58	.500 (21-42)
11/20/06	Wagner	W, 77-53	.500 (32-64)
2/4/06	Georgia State	W, 90-73	.633 (31-49)
1/28/06	James Madison	W, 86-68	.518 (29-56)
12/21/05	UNC Greensboro	W, 83-73	.536 (30-56)
11/26/05	Campbell	W, 93-79	.589 (33-56)
1/26/05	Towson	W, 83-65	.521 (25-48)
12/1/04	Longwood	W, 90-60	.500 (30-60)
1/28/04	at James Madison	W, 99-86	.600 (33-55)
1/26/04	Old Dominion	W, 86-77	.545 (30-55)
12/30/03	Campbell	W, 82-67	.500 (29-58)
11/23/03	Liberty	W, 91-64	.540 (34-63)

LEAD-DEFICIT COMPARISON

OPPONENT	LARGEST LEAD	LARGEST DEFICIT	RESULT
at Kansas State	11 - (1st - 11:13)	14 - (2nd - 1:41)	L, 60-70
Wagner	27 - (2nd - 3:21)	Never	W, 77-53
at Holy Cross	Never	13 (1st - 10:30)	L, 57-66
at Navy	Never	25 - (2nd - 3:43)	L, 63-79
Jacksonville State	10 - (2nd - 5:02)	3 - (2nd - 11:06)	W, 59-56
Cornell	5 - (OT - 0:01)	13 - (2nd - 5:00)	W, 73-68 (OT)
Towson	2 - (1st - 18:31)	17 - (2nd - 19:20)	L, 60-73
North Florida	20 - (2nd - 0:38)	1 - (2nd - 14:16)	W, 61-44
UMBC	19 - (1st - 1:23)	1 - (1st - 19:27)	W, 70-58
Hampton	15 - (2nd - 3:42)	3 - (1st - 2:15)	W, 72-67
Richmond			
at George Mason			
Northeastern			
at Georgia State			
VCU			
at Delaware			
George Mason			
at Hofstra			
at Old Dominion			
Georgia State			
at VCU			
James Madison			
UNC Wilmington			
at James Madison			
at UNC Wilmington			
Drexel			
ESPN BracketBusters			
at Drexel			
Old Dominion			

COMEBACK KIDS

The Tribe overcame a 13-point deficit with five minutes remaining to defeat Cornell in the championship game of the W&M Tip-Off Classic. It marked the first time the Tribe overcame a deficit when trailing at the five-minute mark of the second half since Feb. 11, 2006. In that contest, W&M trailed James Madison 66-58 before scoring 13 of the final 17 points of the game to tally the victory.

The contest against James Madison was also the last time W&M overcame a double-digit deficit to claim a victory. The Tribe trailed the Dukes, 61-50, with 9:07 left in the second half. In the final five minutes against Cornell, the Tribe outscored the Big Red, 16-3. W&M held its opponent to 0-of-2 from the floor and forced six turnovers.

W&M overcame its fourth double-digit deficit under head coach Tony Shaver. The Tribe also trailed Radford by 11, 25-14, in the first half of the 2004 W&M Tip-Off Classic, before storming back for an 81-76 win. In Shaver's first season, the College trailed UNC Wilmington by 13, 24-11, in the first half, before rallying for a 67-66 overtime victory.

STIFLING DEFENSE

The Tribe held each of its first three opponents below 37 percent shooting from the floor. The College held Kansas State to 30 percent (24-of-80) shooting. W&M followed that performance by holding Wagner to 32.7 percent (17-of-52) and Holy Cross to 36.7 percent (22-of-60). It marks the best defensive three-game stretch for the Tribe since the 1999-2000 season. The Tribe held The Citadel (32 percent (16-of-50) on Dec. 2), UNC Wilmington (35.5 percent (18-of-53) on Dec. 6) and American (31.8 percent (14-of-44) on Dec. 9) below the mark during the campaign.

W&M has also kept its opponents at bay from beyond the 3-point arc. Kansas State shot only 20.7 percent (6-of-29) from 3-point range, while Wagner was 8-of-31 from downtown for a 25.8 percent shooting clip. Holy Cross hit on only 5-of-25 attempts from 3-point range for a 20 percent average. It marked the first time W&M held three straight opponents to less than 26 percent shooting from 3-point range since the 2001-02 season. During that stretch, W&M held Towson (7.7 percent (1-of-13) on Feb. 2), James Madison (13.3 percent (2-of-15) on Feb. 4) and Hampton (18.8 percent (3-of-16) on Feb. 6) below 20 percent from 3-point range.

STARTERS-BENCH COMPARISON

OPPONENT	TOTAL	POINTS	REBOUNDS
	POINTS-REBOUNDS	STARTERS-BENCH	STARTERS-BENCH
at Kansas State	60-37	48-12	21-10
Wagner	77-42	37-40	15-25
at Holy Cross	57-32	49-8	21-7
at Navy	63-30	27-36	13-14
Jacksonville State	59-47	32-27	21-21
Cornell	73-33	23-50	12-14
Towson	60-26	18-42	8-16
North Florida	61-35	48-13	21-6
UMBC	70-23	46-24	10-9
Hampton	72-25	55-17	12-8
Richmond			
at George Mason			
Northeastern			
at Georgia State			
VCU			
at Delaware			
George Mason			
at Hofstra			
at Old Dominion			
Georgia State			
at VCU			
James Madison			
UNC Wilmington			
at James Madison			
at UNC Wilmington			
Drexel			
ESPN BracketBusters			
at Drexel			
Old Dominion			

TRIBE BY THE NUMBERS

- 2** Number of Tribe players among the top-10 in the CAA in free throw shooting
- 4** Number of W&M TV games at home in 2006-07
- 6** Number of non-conference wins the Tribe has in 2006-07, the most since 1997-98
- 9th** Tribe's rank nationally in 3-point field goal percentage defense according to kenpom.com
- 13** W&M overcame a 13-point deficit in the final five minutes against Cornell, before winning in overtime
- 50** Points the W&M bench scored in an overtime victory over Cornell
- 59.9** Points per game opponents are averaging against the Tribe in Kaplan Arena this season
- 99** Number of career 3-pointers by junior guard Nathan Mann
- .274** 3-point field goal percentage Tribe opponents are shooting in 2006-07, which leads the CAA
- .517** Laimis Kisielius' 3-point field goal percent, which tops the CAA
- 538** Number of career rebounds for Corey Cofield which ranks 19th in school history
- .848** Free throw percentage of Adam Payton, the third-best mark in the CAA
- 1,038** Number of All-time victories at W&M
- 4,675** Number of miles from Vilnius, Lithuania (home of Laimis Kisielius) to Williamsburg, Va.



CAA

	CAA		Overall	
	W-L	Pct.	W-L	Pct.
Drexel	1-0	1.000	9-2	.818
VCU	1-0	1.000	9-2	.818
Old Dominion	1-0	1.000	8-4	.667
Hofstra	1-0	1.000	8-4	.667
Northeastern	1-0	1.000	3-8	.273
Towson	1-0	1.000	6-5	.545
William and Mary	0-1	.000	6-4	.600
George Mason	0-1	.000	5-5	.500
Georgia State	0-1	.000	4-6	.400
UNC Wilmington	0-1	.000	3-6	.333
James Madison	0-1	.000	2-8	.200
Delaware	0-1	.000	2-9	.182

CAA SCHEDULE/RESULTS

Dec. 22

Syracuse def. Hofstra, 85-60
 W&M def. UMBC, 70-58
 Drexel def. Temple, 69-54
 Detroit def. Northeastern, 60-51

Dec. 23

UNC Greensboro def. Delaware, 74-64

Dec. 27

Louisville def. Northeastern, 61-41

Dec. 28

Delaware def. Niagara⁹, 71-53
 W&M def. Hampton, 72-67
 *Drexel def. George Mason, 61-49
 Hofstra def. St. Joseph's¹⁰, 65-63

Dec. 29

Delaware def. La Salle⁹, 58-56
 Towson def. Winston-Salem State, 80-59
 Hofstra def. St. John's¹⁰, 63-51
 Texas-Pan American def. JMU¹¹, 70-57
 Winthrop def. ODU, 71-65

Dec. 30

UNCW at N.C. State	Noon
Mississippi St. at George Mason	4:00 pm
Delaware vs. Holy Cross ⁹	7:00 pm
Appalachian State at VCU	7:30 pm
JMU vs. NJIT ¹¹	5 pm

Dec. 31

Georgia State at Clemson	2:00 pm
Richmond at W&M	2:00 pm
Northeastern at Boston College	4:00 pm

Jan. 3

*Drexel at Georgia State	Noon
*Delaware at JMU	7:00 pm
*W&M at George Mason	7:00 pm
*Hofstra at UNCW	7:00 pm
*ODU at Northeastern	7:00 pm
*VCU at Towson	7:00 pm

Jan. 6

*Towson at Georgia State	2:00 pm
*Northeastern at W&M	2:00 pm
*Delaware at Hofstra	4:00 pm
*UNCW at Drexel	4:00 pm
*George Mason at ODU	7:00 pm
*VCU at JMU	7:00 pm

9 - La Salle Classic • 10 - Holiday Classic • 11 - UCF Classic
 * - CAA conference game

TONY SHAVER - A HALL OF FAMER

In each of his previous two stops before taking over the Tribe program, head coach Tony Shaver has enjoyed great success and been inducted into the Hall of Fame at each school. In 2004, Shaver was inducted into the Hampden-Sydney College Hall of Fame after coaching the Tiger program to eight ODAC Championships, 11 NCAA Tournament appearances and two Final Fours. He had 358 career victories and a .747 winning percentage at Hampden-Sydney. On Nov. 11, 2005, Shaver was inducted into the Episcopal High School (Alexandria, Va.) Hall of Fame. He coached at the school for 10 seasons (1977-86), winning 73 percent of his games and two IAC championships. After the 1986 season, he was named the Virginia State Private School Coach of the Year and his team was ranked first in Northern Virginia by the *Alexandria Gazette*.

SCHNEIDER NAMED CAA ROOKIE OF THE WEEK

Freshman guard David Schneider garnered the Colonial Athletic Association Rookie of the Week award, the conference office announced on Nov. 13. Schneider turned an impressive performance in his first game with the Tribe, topping the team in points, assists, rebounds, steals and minutes played in a 70-60 loss at Kansas State on Nov. 11.

In a game-high 38 minutes of action, Schneider scored 18 points, pulled down nine rebounds and dished out seven assists. He connected on a trio of 3-point field goals and had four steals in his collegiate debut against the Wildcats.

Schneider sparked an 18-3 run to give W&M an 11-point cushion with 11:13 remaining in the first half. The Phoenix, Ariz., native connected a 3-pointer to get the run started. He also had a steal and fast-break lay-up during the spurt, before finding juniors Nathan Mann and Laimis Kisielius for back-to-back treys to cap the run.

TRIBE ON TELEVISION

The Tribe men's basketball program have four home televised games at Kaplan Arena as part of the largest broadcast schedule in Colonial Athletic Association history. Coming off the best season in the 22-year history of the CAA, the league will have a total of 75 games broadcast on TV, including 28 on the various ESPN platforms. As part of new multi-platform agreement with ESPN, the CAA will have three regular season contests as well as the CAA Championship on ESPN or ESPN2, six games on ESPNU and five games syndicated on ESPN Regional. The league will have its largest Comcast syndicated package featuring 30-plus games on Comcast SportsNets, SportsNet New York, CSS and CN8.

The Tribe dropped its first TV game against Towson on Dec. 5, but will also have home games against Northeastern (Jan. 6), George Mason (Jan. 16) and UNC Wilmington (Feb. 3) televised. The Northeastern affair on Jan. 6 is slated for a noon tip and will also be on the Comcast family of networks on CN8.

The College's home game with George Mason was originally scheduled for Jan. 17, but has been moved up to Tuesday, Jan. 16. The game will be part of the CAA's ESPN Platform agree and will be televised on ESPN Regional Television at 7 p.m. W&M will host its final television game of the season when UNC Wilmington heads to Williamsburg on Feb. 3. Tip-off is slated for 7 p.m. and the game will be televised on UNCW-TV.

TRIBE IN 2007 ESPN BRACKETBUSTERS

All 12 CAA teams, including the Tribe, will take part in the 2007 ESPN BracketBusters, Feb. 16-17. A total of 102 teams from 16 conferences will take part in the fifth-year event. The two-day, 51-game event will have five games televised on the ESPN networks.

The Tribe will be on the road for the event, having already been designated as an away squad. The actual pairings will not take place until three weeks prior to the event (Monday, Jan. 29) and are based on regular-season performance. As part of the agreement, all home squads will play a "return" game at their opponent's facility next season.

Eight CAA teams participated in BracketBusters last year and the league posted a sparkling 6-2 record. The conference gained national attention by winning all three of its nationally-televised contests as VCU edged Albany, 70-67, Old Dominion rolled past Marist, 84-71 and George Mason shocked Wichita State, 70-67, in one of the premier match-ups in the event. The CAA is a perfect 4-0 in televised BracketBusters games with Drexel having posted a 74-70 win at Ball State in 2005.

W&M PLAYERS IN THE PROS

Five former W&M players are currently playing professionally overseas, including three who graduated within the last three years. All five are playing in their country's top division of professional basketball.

TODD CAUTHORN

Sheffield Sharks (England - BBL)

Tallied a double-double in a 93-88 overtime win over the Chester Jets on Dec. 15 with 12 points and a game-high 11 rebounds to lead the Sharks into the semifinals of the BBL Trophy ... Ranks among the league leaders in blocked shots (seventh at 0.77 per game), free throw shooting (seventh at 83.3 percent), 3-point field goal percentage (ninth at 40 percent) and field goal percentage (14th at 51.1 percent) ... Averaging 10.3 points and 4.2 rebounds per game for the Sheffield Sharks as of Dec. 19 ... In total, has played 11 years in Europe.

ZEB COPE

Entente Orleans 45 (France - LNB)

Scored 10 points on 3-of-5 shooting to go along with five rebounds in a 67-61 win over Clermont on Dec. 16 ... Tallied a team and season-high 18 points in a 89-79 loss to Le Havre on Dec. 9 ... Orleans has won seven of its last eight games and is tied for fourth in the LNA with 24 points and a 9-6 record ... Averaging 9.3 points and 5.3 rebounds per game ... Helped Boncourt from the top division in Switzerland advance to the finals of the LNA Championship in 2005-06, after the team claimed the Swiss regular season crown with an 18-4 record ... Ranked fifth in the LNA with 9.8 rebounds per game last season.

ADAM HESS

Artland Dragons of Quackenbrueck (Germany - BBL)

Leads the German Bundesliga in scoring as the only player averaging over 20 points per game at 20.7 ... Ranks fourth in league in overall efficiency at 235 and sixth in efficiency per game at 16.8 ... Averaging 5.3 rebounds per game, which ranks second on the team ... Artland is fifth in the 18-team Bundesliga at 9-5 ... Scored 14 points and pulled down six rebounds in a 70-64 victory at TBB Trier on Dec. 9 ... Played for the Phoenix Suns during the Toshiba Las Vegas Summer League, and averaged 18.2 minutes, 8.8 points, 2.6 rebounds and one assist, while shooting 64 percent from the field ... Played two seasons with BK Nymburk in the NBL, the top division in the Czech Republic, helping the team to back-to-back league titles ... Named to the Czech league's All-Imports list and second-team all-league after ranking fourth in the NBL in the value index ratings in 2005-06.

JIM MORAN

Gran Canaria (Spain - ACB)

Averaging 8.9 points and 3.2 rebounds per game, while shooting 40 percent from 3-point range and 75 percent from the free throw line for Gran Canaria ... Gran Canaria is 6-7 in the ACB ... Finished with eight points and four rebounds in 89-75 win over DKV Joventut on Dec. 15 ... Had 10 points in a 91-70 defeat to Akasvayu Girona on Dec. 10 ... Helped Gran Canaria reach the ACB (top division) playoffs and finish the year fifth in the regular season with a 20-14 record in 2005-06 ... In his seventh season with the team, after starting 29 of the team's 34 regular season games in 2005-06, averaging 7.2 points and shooting 47 percent from 3-point range ... Has played six years in Spain.

SHERMAN RIVERS

BK Sadska (Czech Republic - NBL)

Averaging 13.5 points, 4.4 rebounds and 1.9 assists, all of which rank second on the team ... Finished with nine points, three rebounds and three assists with a value index of 12 in a 104-102 win over BK Kondori Liberec on Dec. 19 ... The win was the second straight for BK Sadska as it improved to 4-11 in the NBL ... Has a value index per game of 14.0 ... Sadska is 2-10 in the NBL ... Averaged 13.8 points and 2.8 rebounds per game in his first season (2005-06) with BK Sadska.

Updated as of Dec. 20

TRIBE IN THE CAA RANKINGS

as of Dec. 30

TEAM (W&M TOP 6 ONLY)

Scoring Defense
5. W&M..... 63.4

Scoring Margin
4. W&M..... +1.8

Field Goal Pct. Defense
2. W&M..... .416

3-Point Field Goal Pct. Defense
1. W&M..... .274

Assists
4. W&M..... 13.5

INDIVIDUAL

Points
12. Laimis Kisielius..... 13.5

Field Goal Pct.
4. Laimis Kisielius..... .575

3-Point Field Goal Pct.
1. Laimis Kisielius..... .517

Free Throw Pct.
3. Adam Payton..... .848
8. Laimis Kisielius..... .750

Steals
T10. Adam Payton..... 1.50

NATIONAL POLLS

ESPN/USA TODAY COACHES POLL (DEC. 25)

1. UCLA (31)	11-0	775	1
2. North Carolina	10-1	740	2
3. Florida	11-2	693	4
4. Wisconsin	12-1	648	5
5. Duke	11-1	624	6
6. Ohio State	10-2	594	3
7. Arizona	9-1	577	9
8. Alabama	11-1	545	10
9. Connecticut	10-0	503	11
10. Kansas	10-2	491	12
11. Pittsburgh	11-2	461	7
12. Texas A&M	10-2	401	13
13. Washington	10-1	396	17
14. Oklahoma State	12-1	347	14
15. Butler	12-1	337	16
16. Wichita State	9-2	234	8
17. Air Force	11-1	219	19
18. Nevada	10-1	205	20
19. LSU	7-3	203	15
20. Oregon	11-0	176	23
21. Clemson	12-0	172	22
22. Marquette	12-2	168	21
23. Memphis	9-3	131	18
24. Notre Dame	10-1	105	NR
25. Michigan State	12-2	91	25

RECEIVING VOTES: Tennessee 47, Maryland 32, Gonzaga 26, Washington State 23, Syracuse 20, Texas 19, Missouri State 14, Illinois 14, UNLV 13, Florida State 10, Southern Illinois 10, Georgia 5, West Virginia 4, Georgetown 2.

ASSOCIATED PRESS POLL (DEC. 25)

1. UCLA (71)	11-0	1,799	1
2. North Carolina (1)	10-1	1,720	2
3. Florida	11-2	1,615	5
4. Wisconsin	12-1	1,577	4
5. Duke	11-1	1,457	6
6. Ohio State	10-2	1,351	3
7. Arizona	9-1	1,347	9
8. Alabama	11-1	1,308	10
9. Kansas	10-2	1,246	11
10. Pittsburgh	11-2	1,065	7
11. Texas A&M	10-2	1,001	13
12. Connecticut	10-0	982	14
13. Oklahoma State	12-1	853	15
14. Washington	10-1	845	17
15. Butler	12-1	734	16
16. Wichita State	9-2	603	8
17. LSU	7-3	596	12
18. Marquette	12-2	571	19
19. Notre Dame	10-1	517	20
20. Oregon	11-0	501	21
21. Tennessee	10-2	366	NR
22. Memphis	9-3	300	18
23. Air Force	11-1	253	24
24. Nevada	10-1	203	25
25. Clemson	12-0	152	NR

RECEIVING VOTES: Texas 115, Missouri State 90, Clemson 74, Tennessee 45, Boston College 42, Virginia 39, Florida State 35, Maryland 34, Georgia 33, Georgetown 23, Michigan State 22, Purdue 9, Washington State 8, Kentucky 6, Missouri 5, Michigan 5, Southern Illinois 3, Georgia Tech 3, Illinois 3, Dayton 3, Army 1, Texas Tech 1.

TRIBE ADDS PAIR OF SIGNEES FOR 2007-08

The William and Mary men's basketball program and head coach Tony Shaver announced the signing of two players, 6-9, 240-pound power forward Marcus Kitts (Holly Springs, N.C.) and 6-4, 190-pound guard Valeriu 'Vali' Lazarescu (Brossard, Quebec, Canada), to National Letters of Intent on Nov. 9. The duo will begin competition for the Tribe during the 2007-08 season.

"It is a great day for the College of William and Mary basketball program," Shaver said. "We are adding two quality young men in Marcus Kitts and Valeriu Lazarescu to our basketball family. Our main objective with our fourth recruiting class was to be highly selective and sign difference makers. We are confident we accomplished both those goals by signing Marcus and Vali. Both players are home runs for our program. They come from great family backgrounds and have what it takes to be impact players for our ball club."

MARCUS KITTS - F - 6-9 - 240 - HOLLY SPRINGS, N.C. (MIDDLE CREEK)

Kitts averaged 19 points and 12 rebounds as a junior. He scored 419 points in 2005-06, including a season-high 36 against Lee County on Jan. 3. Each of the last two seasons, Kitts earned All-Tri-Seven Conference honors. As a sophomore in 2004-05, he averaged 13.5 points, 7.0 rebounds and 2.2 blocks per game.

"Marcus was the easiest evaluation I have made in my 30 years of coaching," Shaver said. "The first time I saw Marcus, he scored more than 30 points and grabbed over 20 rebounds in a 4A basketball game in the Raleigh, N.C., area. I knew he was our guy, and we just had to find a way to sign him. Marcus is a very talented athlete who has yet to realize his potential. He has exceptional hands and a rare knack for rebounding the ball above the rim. The bigger the game and the better the competition, the better Marcus plays. He is fearless, and he welcomes challenges from opposing teams and players."

The power forward was a 2006 McDonald's All-American Nominee. He earned MVP honors at the 2006 North Carolina State Games Tournament. After receiving interest from UNC Wilmington, Iowa, West Virginia, Davidson and Tennessee, Kitts chose to play collegiate basketball for the Tribe. He spent the summer of 2006 adding muscle to his game, bulking up nearly 20 pounds. Kitts is known as an all-out player who will bang in the paint. He gets off the floor quickly and rebounds on the interior with a purpose.

VALERIU LAZARESCU - G - 6-4 - 190 - BROSSARD, QUEBEC (CHAMPLAIN ST. LAMBERT)

Lazarescu is an athletic player and a flat-out scorer. He plays for head coach John Dangelas, regarded as one of the top coaches in Canada, at the College of Champlain St. Lambert in Montreal, Quebec, which is known for producing Division I talent. Lazarescu chose the Tribe over American, Princeton, Evansville, Toledo and Boston University.

"I am so thankful Coach John Dangelas allowed us to get involved with Vali at such a late date in the recruiting process," Shaver said. "Vali is a big guard with tremendous athleticism. He is the winner of multiple Canadian dunk contests. He can finish in transition above the rim, shoot from the perimeter and rebound from the guard position."

This season, Lazarescu led Champlain to the Hagen title with a perfect 5-0 mark. He earned tournament MVP honors and led Cavaliers to a 97-39 win over Algonquin in the title game with a team-high 22 points. He has enjoyed an exceptional final season at Champlain, also averaging 20 points per game at the Prep Canada Challenge against top teams from Toronto and Ottawa. At the 2005-06 Canadian Colleges Athletic Association (CCAA) Nationals, Lazarescu helped his Champlain team to a bronze medal.

NUMERICAL ROSTER

No.	Name	Pos.	El./Cl.	Ht.	Wt.	Hometown/High School
00	Steven Hess	F/C	Fr./Fr.	6-10	225	Charlotte, N.C./Gaston Day School
2	David Schneider	G	Fr./Fr.	6-3	175	Phoenix, Ariz./Brophy Prep
3	Adam Trumbower	G	Sr./Sr.	6-3	190	Roanoke, Va./Cave Spring
4	Alex Smith	F	So./So.	6-5	250	Greenville, S.C./Oak Hill Academy (Va.)
11	Nathan Mann	G	Jr./Jr.	6-2	190	Overland Park, Kan./St. Thomas Aquinas
12	Marcus Barnett	G	Jr./Jr.	6-2	195	Hampton, Va./Phoebus
13	Laimis Kisielius	F	Jr./Jr.	6-8	210	Vilnius, Lithuania/Miller School (Va.)
15	Peter Stein	F	So./So.	6-9	225	Houston, Texas/Westbury Christian
20	Kyle Carrabine	G	Jr./Jr.	6-7	205	Naperville, Ill./Neuqua Valley
22	Danny Sumner	F	Fr./Fr.	6-7	190	Fairfax, Va./Paul VI
23	Chris Darnell	F	So./So.	6-8	210	Fredericksburg, Va./North Stafford
24	Adam Payton	G	5th/Sr.	6-3	195	Burlington, N.J./The Lawrenceville School
25	Chris Stratton	F	Jr./Jr.	6-6	205	Burke, Va./Lake Braddock
45	Corey Cofield	F	Sr./Sr.	6-5	245	Newton, Mass./Roxbury Latin

ALPHABETICAL ROSTER

No.	Name	Pos.	El./Cl.	Ht.	Wt.	Hometown/High School
12	Marcus Barnett	G	Jr./Jr.	6-2	195	Hampton, Va./Phoebus
20	Kyle Carrabine	G	Jr./Jr.	6-7	205	Naperville, Ill./Neuqua Valley
45	Corey Cofield	F	Sr./Sr.	6-5	245	Newton, Mass./Roxbury Latin
23	Chris Darnell	F	So./So.	6-8	210	Fredericksburg, Va./North Stafford
00	Steven Hess	F/C	Fr./Fr.	6-10	225	Charlotte, N.C./Gaston Day School
13	Laimis Kisielius	F	Jr./Jr.	6-8	210	Vilnius, Lithuania/Miller School (Va.)
11	Nathan Mann	G	Jr./Jr.	6-2	190	Overland Park, Kan./St. Thomas Aquinas
24	Adam Payton	G	5th/Sr.	6-3	195	Burlington, N.J./The Lawrenceville School
2	David Schneider	G	Fr./Fr.	6-3	175	Phoenix, Ariz./Brophy Prep
4	Alex Smith	F	So./So.	6-5	250	Greenville, S.C./Oak Hill Academy (Va.)
15	Peter Stein	F	So./So.	6-9	225	Houston, Texas/Westbury Christian
25	Chris Stratton	F	Jr./Jr.	6-6	205	Burke, Va./Lake Braddock
22	Danny Sumner	F	Fr./Fr.	6-7	190	Fairfax, Va./Paul VI
3	Adam Trumbower	G	Sr./Sr.	6-3	190	Roanoke, Va./Cave Spring

Head Coach

Tony Shaver (North Carolina, 1976), Fourth season

Assistant Coaches

Dee Vick (Hampden-Sydney, 1994), Fourth season

Antwon Jackson (Pikeville College, 1993), Second season

Ben Wilkins (N.C. State, 2001) First season

PRONUNCIATION GUIDE

Kyle CarrabineCARE - uh - byne

Corey CofieldCO - field

Laimis KisieliusLIE-muss kiss-ILL-ee-us

Peter SteinSTYNE

Adam TrumbowerTRUM - bow - er

ROSTER BREAKDOWN

BY POSITION

Guard: Adam Payton, Kyle Carrabine, Nathan Mann, Adam Trumbower, Marcus Barnett, David Schneider

Forward: Corey Cofield, Laimis Kisielius, Chris Darnell, Alex Smith, Peter Stein, Christ Startton, Steven Hess, Danny Sumner

Center: Steven Hess

BY HEIGHT

6-10: Steven Hess

6-9: Peter Stein

6-8: Chris Darnell, Laimis Kisielius

6-7: Kyle Carrabine, Danny Sumner

6-6: Chris Stratton

6-5: Corey Cofield, Alex Smith

6-3: Adam Payton, Adam Trumbower, David Schneider

6-2: Nathan Mann, Marcus Barnett

BY CLASS

Seniors (3): Corey Cofield, Adam Payton, Adam Trumbower

Juniors (5): Marcus Barnett, Kyle Carrabine, Laimis Kisielius, Nathan Mann, Chris Stratton

Sophomores (3): Chris Darnell, Alex Smith, Peter Stein

Freshmen (4): Steven Hess, David Schneider, Danny Sumner

BY STATE

Arizona (1): David Schneider

Illinois (1): Kyle Carrabine

Kansas (1): Nathan Mann

Massachusetts (1): Corey Cofield

New Jersey (1): Adam Payton

North Carolina (1): Steven Hess


South Carolina (1): Alex Smith

Texas (1): Peter Stein

Virginia (5): Marcus Barnett, Chris Darnell, Chris Statton, Danny Sumner, Adam Trumbower


BY COUNTRY

Lithuania (1): Laimis Kisielius



TELEVISION/RADIO SPOT CHART

CENTER



00

STEVEN HESS
FR. • 6-10 • 230
CHARLOTTE, N.C.

GUARD



2

DAVID SCHNEIDER
FR. • 6-3 • 175
PHOENIX, ARIZ.

GUARD



3

ADAM TRUMBOWER
SR. • 6-3 • 190
ROANOKE, VA.


FORWARD



4

ALEX SMITH
SO. • 6-5 • 250
GREENVILLE, S.C.

GUARD



11

NATHAN MANN
JR. • 6-2 • 190
OVERLAND PARK, KAN.


GUARD



12

MARCUS BARNETT
JR. • 6-2 • 195
HAMPTON, VA.


FORWARD



13

LAIMISKISIELIUS
JR. • 6-8 • 210
VILNIUS, LITHUANIA

FORWARD



15

PETER STEIN
SO. • 6-9 • 220
BELLAIRE, TEXAS


GUARD



20

KYLE CARRABINE
JR. • 6-7 • 205
NAPERVILLE, ILL.


FORWARD



22

DANNY SUMNER
FR. • 6-7 • 190
FAIRFAX, VA.


FORWARD



23

CHRIS DARNELL
SO. • 6-8 • 210
FREDERICKSBURG, VA.


GUARD



24

ADAM PAYTON
SR. • 6-3 • 195
BURLINGTON, N.J.

FORWARD



25

CHRIS STRATTON
JR. • 6-6 • 205
BURKE, VA.

FORWARD



45

COREY COFIELD
SR. • 6-5 • 245
NEWTON, MASS.

HEAD COACH



TONY SHAVER
FOURTH SEASON AT W&M
31ST SEASON OVERALL



W&M CAREER RECORD BOOK UPDATE

SCORING

PLAYER	YEARS	G	PTS
1. Chet Giermak	1947-50	111	2052
2. Jeff Cohen	1958-61	103	2003
3. J. Lowenhaupt	1975-78	112	1866
4. Keith Cieplicki	1982-85	113	1812
5. T. Roberts	1990-93	111	1765
6. Kurt Small	1992-95	108	1487
7. Bill Chambers	1951-53	82	1456
8. John Mahoney	1952-55	78	1446
9. R. Satterthwaite	1974-77	106	1394
10. Adam Hess	2002-04	75	1341
11. Ed McMillan	1948-51	120	1340
12. Scott Smith	1989-92	107	1339
13. Jim Moran	1998-01	107	1324
14. Randy Bracy	1996-99	92	1229
15. Matt Verkey	1993-96	106	1209
16. Roy Lange	1956-59	88	1192
17. Bev Vaughan	1958-61	88	1185
18. Ron Panneton	1966-68	73	1182
19. M. Courage	1973-75	77	1164
20. Carl Parker	1993-96	107	1150
21. K. Richardson	1982-85	113	1139
22. Ben Pomeroy	1965-67	74	1085
23. Corey Cofield	2004-	93	1067
24. Scott Whitley	1978-81	101	1061
25. Bob Sherwood	1968, 70	51	1051

FIELD GOAL PERCENTAGE

Player	Years	G	Pct
1. Carl Parker	1993-96	107	.560
2. Mike Strayhorn	1980-83	103	.552
3. Ben Blocker	1989-92	105	.546
4. Keith Cieplicki	1982-85	113	.541
5. K. Richardson	1982-85	113	.532
6. Todd Cauthorn	1990-93	105	.527
7. Corey Cofield	2004-	93	.521
8. J. Lowenhaupt	1975-78	112	.517
9. Dave Daugherty	1967-69	75	.515
10. Bob Sherwood	1968-70	51	.515

3-POINT FIELD GOALS

Player	Years	G	3FG
1. Matt Verkey	1993-96	106	218
2. Randy Bracy	1996-99	92	171
3. Greg Burzell	1987-89	82	150
4. Adam Hess	2002-04	75	144
5. Jim Moran	1998-2001	107	141
6. David Cox	1992-95	109	137
7. Mike Johnson	2000-02	79	129
8. Jimmy Apple	1988-91	86	124
9. B. Fitzgibbons	1996-97	54	119
10. Nick D'Antoni	2002-05	107	104
11. Nathan Mann	2005-	67	99
11. B. Connor	1990-93	102	88
13. Kurt Small	1992-95	108	86
14. Mit Winter	1998-01	109	75
T. Roberts	1990-93	111	75
16. Scotty Scott	1997, 99-00	65	69
17. T. Jennings	1995-98	71	66
18. Sean Duff	1991-94	85	64
19. Sherman Rivers	2000-03	113	59
20. Taylor Mokris	2003-06	107	58

3-POINT ATTEMPTS

Player	Years	G3FGA	
1. Matt Verkey	1993-96	106	583
2. Randy Bracy	1996-99	92	495
3. Adam Hess	2002-04	75	447
4. David Cox	1992-95	109	395
5. Jim Moran	1998-2001	107	376
6. Mike Johnson	2000-02	79	373
7. Greg Burzell	1987-89	82	358
8. Jimmy Apple	1988-91	86	341
9. Nick D'Antoni	2002-05	107	331
10. Nathan Mann	2005-	67	296
11. B. Fitzgibbons	1996-97	54	288
12. Kurt Small	1992-95	108	271

3-POINT PERCENTAGE

Player	Years	G	Pct
1. Greg Burzell	1987-89	82	.419
2. B. Fitzgibbons	1996-97	54	.413
3. Jim Moran	1998-01	107	.375
4. Matt Verkey	1993-96	106	.374
5. Mit Winter	1998-01	75	.366
6. Brendan Connor	1990-93	102	.364
Jimmy Apple	1988-91	86	.364
8. David Cox	1992-95	139	.347
9. Mike Johnson	2000-02	79	.346
10. Randy Bracy	1996-99	92	.345
11. Nathan Mann	2005-	66	.334

3-POINTERS PER GAME

Player	Years	G	Avg
1. B. Fitzgibbons	1996-97	54	2.20
2. Matt Verkey	1993-96	106	2.06
3. Adam Hess	2002-04	75	1.92
4. Randy Bracy	1996-99	92	1.86
5. Greg Burzell	1987-89	82	1.83
6. Mike Johnson	2000-02	79	1.63
7. Nathan Mann	2005-	66	1.48
8. Jimmy Apple	1988-91	86	1.44
9. Jim Moran	1998-01	107	1.32
10. David Cox	1992-95	137	1.26
11. Scotty Scott	1997, 99-00	65	1.06

FREE THROWS

Player	Years	G	FT
1. Jeff Cohen	1958-61	103	565
2. John Mahoney	1952-55	78	492
3. Kurt Small	1992-95	108	429
4. Ben Vaughan	1958-61	88	417
5. Thomas Roberts	1990-93	111	416
6. Roy Lange	1956-59	88	408
Bill Chambers	1951-53	82	408
8. John Lowenhaupt	1975-78	112	398
9. Ron Panneton	1966-68	73	370
10. Keith Cieplicki	1982-85	113	360
11. Chet Giermak	1947-50	111	358
12. Ron Satterthwaite	1974-77	106	350
13. Bill Barnes	1979-82	109	334
14. Corey Cofield	2004-	93	327

FREE THROW ATTEMPTS

Player	Years	G	FTA
1. Jeff Cohen	1958-61	103	784
2. John Mahoney	1952-55	78	670
3. Thomas Roberts	1990-93	111	608
4. Kurt Small	1992-95	108	593
5. Ben Vaughan	1958-61	88	575
6. Bill Chambers	1951-53	82	574
7. Roy Lange	1956-59	88	528
8. Bill Barnes	1979-82	109	521
9. Chet Giermak	1947-50	111	517
10. John Lowenhaupt	1975-78	112	485
11. Ron Satterthwaite	1974-77	106	480
12. Ron Panneton	1966-68	73	466
13. Corey Cofield	2004-	93	462

OFFENSIVE REBOUNDS

Player	Years	G	Reb
1. David Cully	1993-96	93	252
2. Carl Parker	1993-96	107	239
3. Corey Cofield	2004-	93	217
Thomas Roberts	1990-93	111	217
5. Tom Strohbehn	1999-02	112	213
6. Ben Blocker	1989-92	105	208

DEFENSIVE REBOUNDS

Player	Years	G	Reb
1. David Cully	1993-96	93	531
2. Thomas Roberts	1990-93	111	438
3. Ben Blocker	1989-92	105	418
4. Carl Parker	1993-96	107	406
5. Mike Johnson	2000-02	79	385
6. Tom Strohbehn	1999-02	112	367
7. Jim Moran	1998-01	107	346
8. Randy Bracy	1996-99	92	335
9. Corey Cofield	2004-	93	321
10. Adam Duggins	2000-03	100	312
Todd Cauthorn	1990-93	105	312

CAREER REBOUNDS

Player	Years	G	Reb
1. Jeff Cohen	1958-61	103	1679
2. Bill Chambers	1951-53	82	1270
3. Ben Pomeroy	1965-67	74	886
4. John Mahoney	1952-55	78	869
5. David Cully	1993-96	93	783
6. Chuck Sanders	1957-60	94	717
7. Matt Courage	1973-75	110	714
8. Kirk Gooding	1961-63	58	710
9. John Lowenhaupt	1975-78	112	669
10. Thomas Roberts	1990-93	111	655
11. Carl Parker	1993-96	107	645
12. Bev Vaughan	1958-61	88	642
13. Martin Morris	1963-65	67	629
14. Ben Blocker	1989-92	105	626
15. Kevin Richardson	1982-85	113	605
16. Tim Trout	1985-88	100	595
17. Dave Daugherty	1967-69	75	584
18. Tom Strohbehn	1999-02	112	580
19. Corey Cofield	2004-	93	538
20. Mike Johnson	2000-02	79	537

ASSIST AVERAGE

Player	Years	G	Avg
1. Randy Bracy	1996-99	92	3.82
2. Scott Coval	1983-86	110	3.72
3. Brendan Connor	1990-93	102	3.51
4. John Lowenhaupt	1975-78	112	3.29
5. Nick D'Antoni	2002-05	107	3.17
6. Bill Barnes	1979-82	109	3.13
7. Mike Enoch	1975-78	110	3.13
8. Ron Satterthwaite	1974-77	106	3.12
9. David Cox	1992-95	109	3.08
10. Curtis Pride	1987-90	94	3.05
11. Matt O'Reilly	1987-90	106	2.80
12. George Spack	1972-73	52	2.77
14. Keith Cieplicki	1982-85	113	2.51
13. Scotty Scott	1997, 99-00	65	2.42
15. Sherman Rivers	2000-03	113	2.41
16. Adam Hess	2002-04	75	2.24
17. David Grabuloff	1996-98	76	2.17
18. Steve Seward	1972-73	53	2.17
20. Mike Arizin	1973-74	54	2.13
21. Nathan Mann	2005-	67	2.12
22. Jim Moran	1998-01	107	2.09

BLOCKED SHOTS

Player	Years	G	Blk
1. David Cully	1993-96	93	248
2. Adam Duggins	2000-03	100	139
3. T. Roberts	1990-93	111	107
4. Carl Parker	1993-96	107	95
5. Todd Cauthorn	1990-93	105	93
6. Jim Moran	1998-01	107	88
7. Brant Weidner	1980-83	111	76
8. Ben Blocker	1989-92	105	60
9. J. Harmon	1996-99	79	56
10. Randy Bracy	1996-99	92	54
11. D. Grabuloff	1996-98	76	51
12. Brian Hutt	2004-06	76	50
13. Nate Loehrke	2003-06	81	40
14. Shaka Arnold	1994-97	101	36
15. Mark Boddy	1984-87	84	35
16. Bill Davis	1999-02	77	33

17. Kurt Small	1992-95	108	32
Dennis Vail	1976	27	32
19. Corey Cofield	2004-	93	32
20. Mit Winter	1998-01	109	31

BLOCKED SHOTS PER GAME

Player	Years	G	Avg
1. David Cully	1993-96	93	2.67
2. Adam Duggins	2000-03	100	1.39
3. Thomas Roberts	1990-93	111	0.96
4. Carl Parker	1993-96	107	0.89
5. Todd Cauthorn	1990-93	105	0.89
6. Jim Moran	1998-01	107	0.82
7. J. Harmon	1996-99	79	0.71
8. Brant Weidner	1980-83	111	0.68
9. David Grabuloff	1996-98	51	0.67
10. Brian Hutt	2004-06	76	0.66
11. Randy Bracy	1996-99	92	0.59
12. Ben Blocker	1989-92	105	0.57
13. Jim McDonough	1976-77	55	0.53
14. Nate Loehrke	2003-06	81	0.49
15. Ted O'Gorman	1977-78	55	0.44
16. Bill Davis	1999-02	77	0.43
17. Mark Boddy	1984-87	84	0.42
18. J. Lowenhaupt	1976-78	84	0.36
19. Shaka Arnold	1994-97	101	0.36
20. Corey Cofield	2004-	93	0.34

STEAL AVERAGE

Player	Years	G	Avg
1. Jim McDonough	1976-77	55	2.27
2. John Lowenhaupt	1976-78	84	1.90
3. Randy Bracy	1996-99	92	1.90
4. Bill Barnes	1979-82	109	1.90
5. Adam Payton	2006-	38*	1.58
6. Curtis Pride	1987-90	94	1.45
7. Mike Enoch	1976-78	83	1.45
8. Mike Strayhorn	1980-83	103	1.44
9. Jim Moran	1998-01	107	1.36
10. Kurt Small	1992-95	108	1.33
11. Scott Whitley	1978-81	101	1.27
12. Brendan Connor	1990-93	102	1.25
13. Adam Hess	2002-04	75	1.11
14. Rich Veres	1980-81	53	1.09
15. Sherman Rivers	2000-03	113	1.04
16. Matt Verkey	1993-96	106	1.00
17. Keith Cieplicki	1982-85	113	0.96
18. Ron Satterthwaite	1976-77	51	

TONY SHAVER

Head Coach • Fourth Season at W&M

William and Mary head coach Tony Shaver is in his fourth season at the helm of the Tribe men's basketball program and his 31st overall in coaching. Shaver has coached at the collegiate level for the last 19 years and was officially hired as the 31st head men's basketball coach in the history of the College on May 2, 2003.

The Green and Gold continue to make strides under the direction of Shaver. W&M started the 2005-06 season 4-1, marking the best start for a Tribe since opening the 1992-93 campaign with a 6-1 record. During that season, however, two of the team's first four wins were against non-Division I teams Virginia Wesleyan and Shenandoah, which means the 4-1 start for the 2005-06 squad was the first time in school history that the Tribe has opened a year with at least four wins in its first five games against current Division I opponents. Included in those four victories was a 70-60 win at Hampton, who went on to make the NCAA Tournament.

Prior to the start of the 2005-06 season, Shaver was inducted into the Episcopal High School Hall of Fame in a ceremony at the school on Nov. 11. He led EHS for 10 seasons from 1977-86. With his inception into the Episcopal Hall of Fame, Shaver has been inducted into the Hall of Fame at both of his head coaching stops prior to taking over the reigns at William and Mary. He was inducted into the Hampden-Sydney Hall of Fame in 2004.

In his second season at the helm, W&M immediately started the season on a high note, defeating Radford and Hartford to win the inaugural W&M Tip-Off Classic, the first regular season tournament title for the College since 1981. The Tribe defeated James Madison in the first round of the Colonial Athletic Association Tournament for W&M's first postseason win since 1997, and just the third in the last 20 years.

Shaver began his Tribe career with a 91-64 pounding of Liberty on Nov. 23, 2003. He also won his first ever Colonial Athletic Association contest, as the Tribe knocked off two-time defending league champion UNC Wilmington, 67-66, in overtime on Dec. 4, 2003. In the Tribe's first contest against a nationally ranked opponent under Shaver's direction, W&M performed well, leading No. 15 Pittsburgh by 10 points midway through the first half, before the Panthers, who attempted 28 more free throws than the Tribe, won 70-55.

There have been individual successes as well for the Green and Gold under Shaver's reign. 2004 graduate Adam Hess, currently playing professionally in Germany, became the first player in school history to lead the CAA in scoring. An outstanding student and athlete, Hess was named the CAA Male Scholar-Athlete of the Year (for all sports) and was a First-Team Academic All-American and all-conference selection as a senior. Current senior Corey Cofield was voted the 2004 CAA Rookie of the Year, leading all freshmen in the league in points, rebounds and field goal percentage. Cofield earned his second straight selection to the All-CAA third team in 2005, while current junior Iaimis Kisielius earned a spot on the CAA All-Rookie team in 2005.

Shaver came to W&M after coaching 17 seasons at Hampden-Sydney, compiling a record of 358-121 (.747). He turned the Tigers into a Division III national powerhouse, leading the men's basketball team to eight Old Dominion Athletic Conference titles, 12 20-win seasons and 11 NCAA Division III Tournament appearances. The winningest basketball coach in the program's history, he was named the ODAC and South Region Coach of the Year in 1995, 1999 and 2000, and was picked as the Virginia Sports Information Directors Division II-III Coach of the Year in



1997, 1999 and 2000.

In 2003, Shaver took the Tigers to the NCAA Division III Final Four, as his team finished with a record of 28-4, tied for the second-most wins in the program's history. In 1999, Shaver led H-SC to the national championship game, where the Tigers lost by one point in double-overtime to Wisconsin-Platteville. The team finished 29-3, setting a school record for most wins in a season.

Shaver also has a firm commitment to his players' success in the classroom. In 1999, one of his charges, Jack Jirak, was named the ODAC Scholar-Athlete of the Year and was also awarded the Gammon Cup as the top-student-athlete at the college. Two of Shaver's players, David Hobbs (1999) and Russell Turner (1992) earned Academic All-America honors. A number of his players have been named to the Academic All-ODAC squad, including six student-athletes in 1998.

Prior to taking over at Hampden-Sydney for the 1986-87 campaign, Shaver spent 10 years as the head boys' basketball coach at Episcopal High School in Alexandria, Virginia. He was named the Virginia State Private School Coach of the Year in 1986, and was twice picked as the Alexandria Coach of the Year, while winning 73 percent of his games.

A 1976 graduate of North Carolina, Shaver was a guard on the Tar Heel men's basketball team from 1972-75 under head coach Dean Smith. Originally a walk-on, he earned a scholarship his rookie season, when he was awarded the prestigious Butch Bennett Award, presented to the freshman who exemplifies determination, sportsmanship and sacrifice for the team. Shaver was voted the honoree by his teammates. During his four years in Chapel Hill, UNC went 95-26, including a pair of trips to the NCAA Tournament in 1975 and 1976. During the 1975 season, the Tarheels won the ACC Tournament and advanced to the Sweet 16. During the 1973 and 1974 season, North Carolina made the National Invitational Tournament.

A native of High Point, North Carolina, Shaver and his wife, Ann, are the parents of three sons: Christopher (25), a former standout pitcher on the Tribe's baseball team, who is currently pitching with the Chicago Cubs organization, Austin (22) and Jackson (15).

00

STEVEN HESS

Fr. - F/C - 6-10 - 225 (Charlotte, N.C./Gaston Day School)

- Registered his first career assist and tallied a career-best four points vs. UMBC (12/22/06)
- Equalled a career high in minutes played (11) while adding three points vs. North Florida (12/8/06)
- After missing most of the week prior to the Kansas State game due to illness, came off the bench to score three points, pull down three rebounds and block a shot in 11 minutes of action
- Saw action in the Tribe's exhibition victory over Barton College
- A three-year letterwinner at Gaston Day
- A McDonald's All-American nominee
- Garnered All-Southern Piedmont Athletic Association honors as a junior and senior
- Averaged 13.1 points and nine rebounds as a senior at Gaston Day
- Named Hardest Working Player during his senior season at Gaston Day
- As a junior at Gaston Day, helped his team reach the semifinals of the state tournament in North Carolina's largest independent-school classification

SINGLE-GAME HIGHS

POINTS	
Season	4 vs. UMBC (12/22/06)
Career	4 vs. UMBC (12/22/06)
FIELD GOALS	
Season	1, five times, most recently vs. UMBC (12/22/06)
Career	1, five times, most recently vs. UMBC (12/22/06)
FIELD GOAL ATTEMPTS	
Season	3 at Kansas State (11/11/06) 3 vs. Wagner (11/20/06)
Career	3 at Kansas State (11/11/06) 3 vs. Wagner (11/20/06)
3-POINT FIELD GOALS	
Season	None
Career	None
3-POINT FIELD GOAL ATTEMPTS	
Season	None
Career	None
FREE THROWS	
Season	2 vs. Hampton (12/28/06) 2 vs. UMBC (12/22/06)
Career	2 vs. Hampton (12/28/06) 2 vs. UMBC (12/22/06)
FREE THROW ATTEMPTS	
Season	4 vs. North Florida (12/8/06) 4 at Kansas State (11/11/06)
Career	4 vs. North Florida (12/8/06) 4 at Kansas State (11/11/06)
REBOUNDS	
Season	3 at Kansas State (11/11/06) 3 vs. Wagner (11/20/06)
Career	3 at Kansas State (11/11/06) 3 vs. Wagner (11/20/06)
ASSISTS	
Season	1 vs. UMBC (12/22/06)
Career	1 vs. UMBC (12/22/06)
STEALS	
Season	None
Career	None
BLOCKED SHOTS	
Season	1 at Kansas State (11/11/06) 1 vs. Wagner (11/20/06)
Career	1 at Kansas State (11/11/06) 1 vs. Wagner (11/20/06)
MINUTES	
Season	11 vs. North Florida (12/8/06) 11 at Kansas State (11/11/06)
Career	11 vs. North Florida (12/8/06) 11 at Kansas State (11/11/06)

HESS' 2006-07 GAME-BY-GAME STATISTICS

Date	Opp	Min	FG-A	Pct	3FG-A	Pct	FT-A	Pct	O-D	Tot	PF	A	B	S	Pts	
N11	at Kansas St.	11	1-3	.333	0-0	.000	1-4	.250	1-2	3	3	0	1	1	0	3
N20	Wagner	8	1-3	.333	0-0	.000	0-0	.000	0-3	3	2	0	1	1	0	2
N25	at Holy Cross															
N28	at Navy	6	1-1	1.000	0-0	.000	0-0	.000	0-0	0	1	0	0	0	0	2
D1	Jacksonville St.	6	0-1	.000	0-0	.000	0-1	.000	0-1	1	1	0	0	0	0	0
D2	Cornell	3	0-0	.000	0-0	.000	0-0	.000	0-0	0	0	0	0	0	0	0
D5	Towson	6	0-0	.000	0-0	.000	0-0	.000	0-1	1	1	0	0	0	0	0
D8	North Florida	11	1-2	.500	0-0	.000	1-4	.250	1-0	1	0	0	0	0	0	3
D22	UMBC	6	1-1	1.000	0-0	.000	2-2	1.000	0-0	0	2	1	0	0	0	4
D28	Hampton	7	0-0	.000	0-0	.000	2-2	1.000	1-1	2	1	0	2	0	0	2
D31	Richmond															
J3	at GMU															
J6	Northeastern															
J8	at Georgia St.															
J10	VCU															
J13	at Delaware															
J17	GMU															
J20	at Hofstra															
J24	at ODU															
J27	Georgia State															
J29	at VCU															
J31	JMU															
F3	UNCW															
F7	at JMU															
F10	at UNCW															
F14	Drexel															
F17	ESPN BracketBusters															
F21	at Drexel															
F24	ODU															

HESS' CAREER STATISTICS

Season	G-GS	Min-Avg	FG-A	Pct	3FG-A	Pct	FT-A	Pct	OR-DR	Reb-Avg	PF-FO	A	TO	Blk	St	Pts-Avg
2006-07	9-0	64-7.1	5-11	.455	0-0	.000	6-13	.462	3-8	11-1.2	11-0	1	4	2	0	16-1.8
Career	9-0	64-7.1	5-11	.455	0-0	.000	6-13	.462	3-8	11-1.2	11-0	1	4	2	0	16-1.8

HESS' CAA STATISTICS

Season	G-GS	Min-Avg	FG-A	Pct	3FG-A	Pct	FT-A	Pct	OR-DR	Reb-Avg	PF-FO	A	TO	Blk	St	Pts-Avg
2006-07	1-0	6-6.0	0-0	.000	0-0	.000	0-0	.000	0-1	1-1.0	1-0	0	0	0	0	0-0.0
Career	1-0	6-6.0	0-0	.000	0-0	.000	0-0	.000	0-1	1-1.0	1-0	0	0	0	0	0-0.0

2

DAVID SCHNEIDER

Fr. - G - 6-3 - 175 (Phoenix, Ariz./Brophy Prep)

SINGLE-GAME HIGHS

POINTS

Season 18 vs. Towson (12/5/06)
18 at Kansas State (11/11/06)
Career 18 vs. Towson (12/5/06)
18 at Kansas State (11/11/06)

FIELD GOALS

Season 5 vs. Towson (12/5/06)
5 at Kansas State (11/11/06)
Career 5 vs. Towson (12/5/06)
5 at Kansas State (11/11/06)

FIELD GOAL ATTEMPTS

Season 14 at Kansas State (11/11/06)
Career 14 at Kansas State (11/11/06)

3-POINT FIELD GOALS

Season 4 vs. Towson (12/5/06)
Career 4 vs. Towson (12/5/06)

3-POINT FIELD GOAL ATTEMPTS

Season 9 at Kansas State (11/11/06)
Career 9 at Kansas State (11/11/06)

FREE THROWS

Season 5 at Kansas State (11/11/06)
Career 5 at Kansas State (11/11/06)

FREE THROW ATTEMPTS

Season 7 at Kansas State (11/11/06)
Career 7 at Kansas State (11/11/06)

REBOUNDS

Season 9 at Kansas State (11/11/06)
Career 9 at Kansas State (11/11/06)

ASSISTS

Season 7 at Kansas State (11/11/06)
Career 7 at Kansas State (11/11/06)

STEALS

Season 4 at Kansas State (11/11/06)
Career 4 at Kansas State (11/11/06)

BLOCKED SHOTS

Season None
Career None

MINUTES

Season 38 at Kansas State (11/11/06)
Career 38 at Kansas State (11/11/06)

- After missing three games with an injury returned to the floor, coming off the bench to lead W&M with 18 points, including four 3-point field goals against Towson (12/5/06)
- Dished out six assists compared to only one turnover against Wagner (11/20/06)
- Named CAA Rookie of the Week on Nov. 13 following his performance at Kansas State
- Led the Tribe in points (18), rebounds (9), assists (7), steals (4) and minutes played (38) against the Wildcats
- Turned in an impressive performance in the Tribe's exhibition victory over Barton College with 14 points on 5-of-7 shooting to go along with team-highs in assists (7), rebounds (8) and steals (8)
- His eight steals would have established a Kaplan Arena and W&M school-record
- Earned honorable mention 5A All-State honors at Brophy College Prep
- Garnered first-team all-region accolades in 2005 and 2006
- As a senior at Brophy Prep, averaged 18 points, six rebounds, six assists and two steals
- Father, Jeff Schneider, played basketball at Virginia Tech and was drafted by the Houston Rockets in the fifth round of the 1982 NBA Draft

SCHNEIDER'S 2006-07 GAME-BY-GAME STATISTICS

Date	Opp	Min	FG-A	Pct	3FG-A	Pct	FT-A	Pct	O-D	Tot	PF	A	TO	B	S	Pts
N11	at Kansas St.	38	5-14	.357	3-9	.333	5-7	.714	1-8	9	4	7	5	0	4	18
N20	Wagner	25	2-3	.667	1-2	.500	3-4	.750	0-2	2	3	6	1	0	1	8
N25	at Holy Cross	29	1-7	.143	0-2	.000	2-4	.500	0-1	1	4	1	1	0	3	4
N28	at Navy															
D1	Jacksonville St.															
D2	Cornell															
D5	Towson	28	5-9	.556	4-8	.500	2-3	.667	0-2	2	3	2	1	0	1	18
D8	North Florida	31	2-5	.400	2-4	.500	4-4	1.000	1-2	3	1	5	2	0	2	10
D22	UMBC	34	3-8	.375	3-6	.500	2-2	1.000	0-1	1	1	2	1	0	0	11
D28	Hampton	29	1-5	.200	1-5	.200	3-6	.500	0-3	3	4	3	3	0	0	6
D31	Richmond															
J3	at GMU															
J6	Northeastern															
J8	at Georgia St.															
J10	VCU															
J13	at Delaware															
J17	GMU															
J20	at Hofstra															
J24	at ODU															
J27	Georgia State															
J29	at VCU															
J31	JMU															
F3	UNCW															
F7	at JMU															
F10	at UNCW															
F14	Drexel															
F17	ESPN BracketBusters															
F21	at Drexel															
F24	ODU															

• Games started

SCHNEIDER'S CAREER STATISTICS

Season	G-GS	Min-Avg	FG-A	Pct	3FG-A	Pct	FT-A	Pct	OR-DR	Reb-Avg	PF-FO	A	TO	Blk	St	Pts-Avg
2006-07	7-6	214-30.6	19-51	.373	14-38	.368	23-32	.719	2-19	21-3.0	20-0	26	14	0	11	75-10.7
Career	7-6	214-30.6	19-51	.373	14-38	.368	23-32	.719	2-19	21-3.0	20-0	26	14	0	11	75-10.7

SCHNEIDER'S CAA STATISTICS

Season	G-GS	Min-Avg	FG-A	Pct	3FG-A	Pct	FT-A	Pct	OR-DR	Reb-Avg	PF-FO	A	TO	Blk	St	Pts-Avg
2006-07	1-0	28-28.0	5-9	.556	4-8	.500	2-3	.667	0-2	2-2.0	3-0	2	1	0	1	18-18.0
Career	1-0	28-28.0	5-9	.556	4-8	.500	2-3	.667	0-2	2-2.0	3-0	2	1	0	1	18-18.0

3

ADAM TRUMBOWER

Sr. - G - 6-3 - 190 (Roanoke, Va./Cave Spring)

- In first start of the season vs. Cornell (12/2/06), had seven points and a career-high tying five assists
- Led the Tribe in points with a career-high 12 against Navy (11/28/06)
- Finished 8-of-9 from the free throw line, while also leading the Tribe in rebounds (6) and assists (4) against the Midshipmen
- Team Co-Captain with senior Adam Payton
- Earned scholarship for his senior season after playing his first three years at W&M as a walk on
- Scored a season-high seven points against VCU (1/19/06), while logging 16 minutes
- Tallied four points in the Tribe's season-opening win over Maine (11/18/05)
- Registered steals against Delaware (2/15/06), Georgia State (2/4/06) and at VCU (1/19/06)
- Became the first walk on to start a game since 1996-97
- Tallied a then career-high eight points and seven rebounds off the bench at Radford (11/24/03)
- Set a career high with five assists in start at Delaware (1/21/04)
- Played 25 minutes with six points, three rebounds and two assists against Liberty (11/23/03) in his first career game.

SINGLE-GAME HIGHS

POINTS
 Season 12 at Navy (11/28/06)
 Career 12 at Navy (11/28/06)

FIELD GOALS
 Season 2, three times, most recently vs. UMBC (12/22/06)
 Career 3 vs. Campbell (12/30/03)
 3 at Radford (11/24/03)

FIELD GOAL ATTEMPTS
 Season 4 vs. Cornell (12/2/06)
 4 at Navy (11/28/06)
 Career 7 vs. Campbell (12/30/03)
 7 at Radford (11/24/03)

3-POINT FIELD GOALS
 Season 1 vs. Cornell (12/2/06)
 Career 2, three times, most recently at UNC Greensboro (12/20/04)

3-POINT FIELD GOAL ATTEMPTS
 Season 3 vs. Cornell (12/2/06)
 Career 6 at Radford (11/24/03)

FREE THROWS
 Season 8 at Navy (11/28/06)
 Career 8 at Navy (11/28/06)

FREE THROW ATTEMPTS
 Season 9 at Navy (11/28/06)
 Career 9 at Navy (11/28/06)

REBOUNDS
 Season 6 at Navy (11/28/06)
 Career 7 at Radford (11/24/03)

ASSISTS
 Season 5 vs. Cornell (12/2/06)
 Career 5 vs. Cornell (12/2/06)
 5 at Delaware (1/21/04)

STEALS
 Season 3 vs. North Florida (12/8/06)
 Career 3 vs. North Florida (12/8/06)

BLOCKED SHOTS
 Season None
 Career 1 vs. Drexel (2/2/05)
 1 at Towson (1/14/04)

MINUTES
 Season 27 vs. Cornell (12/2/06)
 Career 36 at Delaware (1/21/04)

TRUMBOWER'S 2006-07 GAME-BY-GAME STATISTICS

Date	Opp	Min	FG-A	Pct	3FG-A	Pct	FT-A	Pct	O-D	Tot	PF	A	TO	B	S	Pts
N11	at Kansas St.	2	0-0	.000	0-0	.000	0-0	.000	0-1	1	0	0	1	0	0	0
N20	Wagner	16	1-2	.500	0-1	.000	0-0	.000	0-1	1	2	1	1	0	0	2
N25	at Holy Cross	4	0-0	.000	0-0	.000	0-0	.000	0-1	1	1	1	0	0	0	0
N28	at Navy	25	2-4	.500	0-2	.000	8-9	.889	2-4	6	3	4	1	0	0	12
D1	Jacksonville St.	20	0-2	.000	0-1	.000	2-2	1.000	1-4	5	2	1	1	0	1	2
D2	Cornell	27	2-4	.500	1-3	.333	2-2	1.000	0-2	2	3	5	1	0	0	7
D5	Towson	20	0-2	.000	0-1	.000	2-2	1.000	1-3	4	2	3	1	0	0	2
D8	North Florida	15	1-3	.333	0-1	.000	0-0	.000	1-2	3	2	2	1	0	3	2
D22	UMBC	9	2-2	1.000	0-0	.000	2-2	1.000	0-0	0	0	0	1	0	0	6
D28	Hampton	11	0-1	.000	0-1	.000	1-2	.500	1-1	2	2	1	4	0	0	1
D31	Richmond															
J3	at GMU															
J6	Northeastern															
J8	at Georgia St.															
J10	VCU															
J13	at Delaware															
J17	GMU															
J20	at Hofstra															
J24	at ODU															
J27	Georgia State															
J29	at VCU															
J31	JMU															
F3	UNCW															
F7	at JMU															
F10	at UNCW															
F14	Drexel															
F17	ESPN BracketBusters															
F21	at Drexel															
F24	ODU															

* Games started

TRUMBOWER'S CAREER STATISTICS

Season	G-GS	Min-Avg	FG-A	Pct	3FG-A	Pct	FT-A	Pct	OR-DR	Reb-Avg	PF-FO	A	TO	Blk	St	Pts-Avg
2003-04	28-2	482-17.2	19-74	.257	9-55	.164	16-24	.667	14-28	42-1.5	32-0	36	28	1	5	63-2.3
2004-05	15-1	90-6.0	6-18	.333	3-10	.300	11-11	1.000	4-10	14-0.9	5-0	6	7	1	3	26-1.7
2005-06	21-0	106-5.0	2-18	.111	1-9	.111	7-9	.778	2-5	7-0.3	13-0	5	8	0	3	12-0.6
2006-07	10-2	149-14.9	8-20	.400	1-10	.100	17-19	.895	6-19	25-2.5	17-0	18	12	0	4	32-3.2
Career	74-5	832-11.2	35-128	.273	14-84	.167	51-63	.810	26-62	88-1.2	67-0	65	55	2	15	133-1.8

TRUMBOWER'S CAA STATISTICS

Season	G-GS	Min-Avg	FG-A	Pct	3FG-A	Pct	FT-A	Pct	OR-DR	Reb-Avg	PF-FO	A	TO	Blk	St	Pts-Avg
2003-04	18-2	278-15.4	6-35	.171	3-26	.115	7-11	.636	7-8	15-0.8	22-0	22	16	1	3	22-1.2
2004-05	8-1	58-7.3	4-10	.400	1-4	.250	8-8	1.000	2-5	7-0.9	4-0	4	4	1	1	17-2.1
2005-06	15-0	87-5.8	1-12	.083	1-7	.143	5-7	.714	1-5	6-0.4	9-0	5	7	0	3	8-0.5
2006-07	1-1	20-20.0	0-2	.000	0-1	.000	2-2	1.000	1-3	4-4.0	2-0	3	1	0	0	2-2.0
Career	42-4	443-10.5	11-59	.186	5-38	.132	22-28	.786	11-21	32-0.8	35-0	34	28	2	7	49-1.2

SINGLE-GAME HIGHS

POINTS
 Season 9 vs. UMBC (12/22/06)
 9 at Navy (11/28/06)
 Career 10 vs. Maine (11/18/05)

FIELD GOALS
 Season 4, three times, most recently vs. Hampton (12/28/06)
 Career 4, three times, most recently vs. Hampton (12/28/06)

FIELD GOAL ATTEMPTS
 Season 8 vs. UMBC (12/22/06)
 Career 8 vs. UMBC (12/22/06)
 8 vs. Maine (11/18/05)

3-POINT FIELD GOALS
 Season None
 Career None

3-POINT FIELD GOAL ATTEMPTS
 Season 1 at Navy (11/28/06)
 Career 1 at Navy (11/28/06)
 1 at VCU (1/19/06)

FREE THROWS
 Season 1, four times, most recently vs. UMBC (12/22/06)
 Career 4 vs. Maine (11/18/05)

FREE THROW ATTEMPTS
 Season 4 at Navy (11/28/06)
 Career 6 vs. Maine (11/18/05)

REBOUNDS
 Season 5 vs. UMBC (12/22/06)
 5 vs. Wagner (11/20/06)
 Career 6 at Old Dominion (2/9/06)

ASSISTS
 Season 1 vs. Hampton (12/28/06)
 1 at Navy (11/28/06)
 Career 1, six times, most recently vs. Hampton (12/28/06)

STEALS
 Season 2 at Navy (11/28/06)
 Career 2 at Navy (11/28/06)
 2 at Towson (12/3/05)

BLOCKED SHOTS
 Season 2 vs. Hampton (12/28/06)
 Career 3 vs. Maine (11/18/05)

MINUTES
 Season 21 vs. Hampton (12/28/06)
 Career 21 vs. Hampton (12/28/06)

4

ALEX SMITH

So. - F - 6-5 - 250 (Greenville, S.C./Oak Hill Academy (Va.))

- Played a career-high 21 minutes against Hampton (12/28/06) and led the W&M bench in scoring for the third time with eight points, while pulling down a team-high three rebounds
- Led W&M off the bench with a season-high nine points and a team-high five rebounds in a victory over UMBC (12/22/06) in just 15 minutes of action
- Started his first game of the season vs. Jacksonville State (12/1/06)
- Tallied a season-high nine points to go along with four rebounds against Navy (11/28/06)
- Finished with career highs in field goals made (4) and steals (2) at Navy
- Pulled down a season-high five rebounds against Wagner (11/20/06)
- Played 13 minutes against Kansas State and chipped in two points and three rebounds
- Made his first career start against Campbell (11/26/05) before making starts in the following two contests at Longwood (11/28/05) and vs. UNC Wilmington (11/30/05)
- Scored a career-high 10 points in his first career game against Maine (11/18/05)
- Pulled down a career-high and team-high six rebounds at Old Dominion (2/9/06)
- Played for national power Oak Hill Academy in 2004-05, which ended the season ranked No. 1 in the nation in the *USA Today* Super 25 Boys' Basketball Rankings and finished the season with a record of 34-2

SMITH'S 2006-07 GAME-BY-GAME STATISTICS

Date	Opp	Min	FG-A	Pct	3FG-A	Pct	FT-A	Pct	O-D	Tot	PF	A	TO	B	S	Pts
N11	at Kansas St.	13	1-4	.250	0-0	.000	0-0	.000	1-2	3	2	0	0	0	0	2
N20	Wagner	12	1-4	.250	0-0	.000	0-1	.000	1-4	5	3	0	0	1	0	2
N25	at Holy Cross	11	1-2	.500	0-0	.000	1-1	1.000	0-2	2	5	0	1	1	0	3
N28	at Navy	19	4-6	.667	0-1	.000	1-4	.250	2-2	4	2	1	2	0	2	9
D1	Jacksonville St.	17	1-3	.333	0-0	.000	0-0	.000	2-1	3	0	0	2	0	0	2
D2	Cornell	16	3-6	.500	0-0	.000	0-2	.000	1-1	2	1	0	2	0	1	6
D5	Towson	10	0-1	.000	0-0	.000	0-0	.000	0-2	2	0	0	0	0	0	0
D8	North Florida	9	1-2	.500	0-0	.000	1-2	.500	1-0	1	1	0	0	0	0	3
D22	UMBC	15	4-8	.500	0-0	.000	1-1	1.000	1-4	5	2	0	2	0	0	9
D28	Hampton	21	4-7	.571	0-1	.000	0-0	.000	1-2	3	3	1	1	2	0	8
D31	Richmond															
J3	at GMU															
J6	Northeastern															
J8	at Georgia St.															
J10	VCU															
J13	at Delaware															
J17	GMU															
J20	at Hofstra															
J24	at ODU															
J27	Georgia State															
J29	at VCU															
J31	JMU															
F3	UNCW															
F7	at JMU															
F10	at UNCW															
F14	Drexel															
F17	ESPN BracketBusters															
F21	at Drexel															
F24	ODU															

* Games started

SMITH'S CAREER STATISTICS

Season	G-GS	Min-Avg	FG-A	Pct	3FG-A	Pct	FT-A	Pct	OR-DR	Reb-Avg	PF-FO	A	TO	Blk	St	Pts-Avg
2005-06	27-3	252-9.3	23-51	.451	0-1	.000	23-35	.657	16-40	56-2.1	25-1	4	21	6	5	69-2.6
2006-07	10-2	143-14.3	20-43	.465	0-2	.000	4-11	.364	10-20	30-3.0	19-1	2	8	4	3	44-4.4
Career	37-5	395-10.7	43-94	.457	0-3	.000	27-46	.587	26-60	86-2.3	44-2	6	29	10	8	113-3.1

SMITH'S CAA STATISTICS

Season	G-GS	Min-Avg	FG-A	Pct	3FG-A	Pct	FT-A	Pct	OR-DR	Reb-Avg	PF-FO	A	TO	Blk	St	Pts-Avg
2005-06	17-1	160-9.4	14-29	.483	0-1	.000	13-20	.650	10-27	37-2.2	17-1	2	11	2	3	41-2.4
2006-07	1-1	10-10.0	0-1	.000	0-0	.000	0-0	.000	0-2	2-2.0	0-0	0	0	0	0	0-0.0
Career	18-2	160-9.4	14-30	.467	0-1	.000	13-20	.650	10-29	39-2.2	17-1	2	11	2	3	41-2.3

11

NATHAN MANN

Jr. - G - 6-2 - 190 (Overland Park, Kan./St. Thomas Aquinas)

- Led W&M with 13 points and a career-high nine rebounds in the victory over North Florida (12/8/06)
- Connected on four 3-point field goals, finishing with a season-high 15 points against Cornell (12/2/06)
- Finished with 12 points on 5-of-9 from the floor, including a pair of 3-point field goals against Holy Cross (11/25/06)
- Led W&M in rebounds (6) and assists (4) against the Crusaders
- Knocked down four, or more, 3-pointers on seven occasions, including three contests of five trifectas
- Ranks 11th in school history in career 3-point field goal percentage (.333) and eighth in 3-point field goals per game (1.4)
- The Tribe's top 3-point threat, hitting on .411 (51-of-124) from downtown, in 2005-06
- Ranked third in the CAA (all games) in 3-point field-goal percentage and 12th in 3-point field-goals made
- Notched his second career 20-plus point game with a season-high 21 at Georgia State (1/14/06), including five 3-point field goals
- Led team in assists as a freshman with 76, ranking 12th in the CAA at 2.62 per contest
- Scored career-high 25 points, shooting 10-of-19 from the floor and 5-of-11 from the 3-point line in 41 minutes in double-overtime game against George Mason (2/12/05)

SINGLE-GAME HIGHS

POINTS
 Season 15 vs. Cornell (12/2/06)
 Career 25 vs. George Mason (2/12/05)

FIELD GOALS
 Season 5 vs. Cornell (12/2/06)
 5 at Holy Cross (11/25/06)
 Career 10 vs. George Mason (2/12/05)

FIELD GOAL ATTEMPTS
 Season 13 vs. Cornell (12/2/06)
 Career 19 vs. George Mason (2/12/05)

3-POINT FIELD GOALS
 Season 4 vs. Cornell (12/2/06)
 Career 5, four times, most recently
 at Georgia State (1/14/06)

3-POINT FIELD GOAL ATTEMPTS
 Season 10 vs. Cornell (12/2/06)
 Career 11 vs. George Mason (2/12/05)

FREE THROWS
 Season 4 vs. North Florida (12/8/06)
 4 vs. Towson (12/5/06)
 Career 4, six times, most recently
 vs. North Florida (12/8/06)

FREE THROW ATTEMPTS
 Season 4 vs. North Florida (12/8/06)
 4 vs. Towson (12/5/06)
 Career 6 vs. Hampton (12/30/04)

REBOUNDS
 Season 9 vs. North Florida (12/8/06)
 Career 9 vs. North Florida (12/8/06)

ASSISTS
 Season 4 at Holy Cross (11/25/06)
 Career 6 vs. Towson (1/26/05)

STEALS
 Season 2 vs. Towson (12/5/06)
 Career 5 vs. Maine (11/18/05)
 5 vs. Longwood (12/1/04)

BLOCKED SHOTS
 Season 1 vs. Wagner (11/20/06)
 Career 1, four times, most recently
 vs. Wagner (11/20/06)

MINUTES
 Season 30 vs. Hampton (12/28/06)
 Career 41 vs. George Mason (2/12/05)

MANN'S 2006-07 GAME-BY-GAME STATISTICS

Date	Opp	Min	FG-A	Pct	3FG-A	Pct	FT-A	Pct	O-D	Tot	PF	A	TO	B	S	Pts
N11	at Kansas St.	20	2-6	.333	1-5	.200	0-0	.000	1-0	1	5	1	1	0	1	5
N20	Wagner	23	0-6	.000	0-3	.000	0-0	.000	0-3	3	0	1	0	1	1	0
N25	at Holy Cross	27	5-9	.556	2-5	.400	0-1	.000	0-6	6	3	4	0	0	0	12
N28	at Navy	26	1-6	.167	1-6	.167	0-0	.000	0-2	2	2	3	2	0	0	3
D1	Jacksonville St.	28	4-8	.500	0-3	.000	0-0	.000	0-5	5	2	2	4	0	1	8
D2	Cornell	29	5-13	.385	4-10	.400	1-2	.500	0-4	4	2	1	0	0	0	15
D5	Towson	24	1-8	.125	0-6	.000	4-4	1.000	0-0	0	1	2	0	0	0	6
D8	North Florida	29	4-11	.364	1-6	.167	4-4	1.000	1-8	9	2	3	1	0	0	13
D22	UMBC	26	1-4	.250	0-2	.000	3-3	1.000	0-0	0	1	2	2	0	0	5
D28	Hampton	30	4-8	.500	2-5	.400	2-2	1.000	2-1	3	2	1	3	0	1	12
D31	Richmond															
J3	at GMU															
J6	Northeastern															
J8	at Georgia St.															
J10	VCU															
J13	at Delaware															
J17	GMU															
J20	at Hofstra															
J24	at ODU															
J27	Georgia State															
J29	at VCU															
J31	JMU															
F3	UNCW															
F7	at JMU															
F10	at UNCW															
F14	Drexel															
F17	ESPN BracketBusters															
F21	at Drexel															
F24	ODU															

MANN'S CAREER STATISTICS

Season	G-GS	Min-Avg	FG-A	Pct	3FG-A	Pct	FT-A	Pct	OR-DR	Reb-Avg	PF-FO	A	TO	Blk	St	Pts-Avg
2004-05	29-18	696-24.0	82-226	.363	37-121	.306	25-36	.694	10-58	68-2.3	37-0	76	67	3	25	226-7.8
2005-06	28-7	611-21.8	72-196	.367	51-124	.411	23-30	.767	7-56	63-2.3	46-0	46	31	0	21	218-7.8
2006-07	10-9	262-26.2	27-79	.342	11-51	.216	14-16	.875	3-30	33-3.3	20-1	20	13	1	6	79-7.9
Career	67-34	1569-23.4	181-503	.360	99-296	.334	62-82	.756	20-144	164-2.4	101-1	142	111	4	52	523-7.8

MANN'S CAA STATISTICS

Season	G-GS	Min-Avg	FG-A	Pct	3FG-A	Pct	FT-A	Pct	OR-DR	Reb-Avg	PF-FO	A	TO	Blk	St	Pts-Avg
2004-05	18-11	460-25.6	54-150	.360	21-77	.273	16-22	.727	7-36	43-2.4	25-0	47	33	2	13	145-8.1
2005-06	18-3	365-20.3	45-124	.363	34-81	.420	16-22	.727	4-29	33-1.8	26-0	26	18	0	8	140-7.8
2006-07	1-1	24-24.0	1-8	.125	0-6	.000	4-4	1.000	0-0	0-0.0	1-0	2	0	0	2	6-6.0
Career	37-15	849-22.9	100-282	.355	55-164	.335	36-48	.750	11-65	76-2.1	51-0	75	51	2	23	291-7.9

12

MARCUS BARNETT

Jr. - G - 6-2 - 195 (Hampton, Va./Phoebus)

SINGLE-GAME HIGHS

POINTS	
Season	None
Career	None

FIELD GOALS	
Season	None
Career	None

FIELD GOAL ATTEMPTS	
Season	None
Career	None

3-POINT FIELD GOALS	
Season	None
Career	None

3-POINT FIELD GOAL ATTEMPTS	
Season	None
Career	None

FREE THROWS	
Season	None
Career	None

FREE THROW ATTEMPTS	
Season	1 vs. Wagner (11/20/06)
Career	1 vs. Wagner (11/20/06)

REBOUNDS	
Season	1 vs. Wagner (11/20/06)
Career	1 vs. Wagner (11/20/06)

ASSISTS	
Season	None
Career	None

STEALS	
Season	None
Career	None

BLOCKED SHOTS	
Season	1 vs. Wagner (11/20/06)
Career	1 vs. Wagner (11/20/06)

MINUTES	
Season	2 vs. Wagner (11/20/06)
Career	2 vs. Wagner (11/20/06)

- Saw the first action of his W&M career against Wagner (11/20/06) and finished with a rebound and a blocked shot
- Joined the Tribe as a walk-on prior to the 2006-07 season
- A three-year letterwinner as a point and shooting guard at Phoebus
- A 2004 Basketball Zooms Scholar-Athlete Award winner
- Was the Phoebus team captain in 2003-04
- Lived and grew up in Italy

BARNETT'S 2006-07 GAME-BY-GAME STATISTICS

Date	Opp	Min	FG-A	Pct	3FG-A	Pct	FT-A	Pct	O-D	Tot	PF	A	TO	B	S	Pts
N11	at Kansas St.															
N20	Wagner	2	0-0	.000	0-0	.000	0-1	.000	0-1	1	1	0	0	1	0	0
N25	at Holy Cross															
N28	at Navy															
D1	Jacksonville St.															
D2	Cornell															
D5	Towson															
D8	North Florida	1	0-0	.000	0-0	.000	0-0	.000	0	0	0	0	0	0	0	0
D22	UMBC															
D28	Hampton															
D31	Richmond															
J3	at GMU															
J6	Northeastern															
J8	at Georgia St.															
J10	VCU															
J13	at Delaware															
J17	GMU															
J20	at Hofstra															
J24	at ODU															
J27	Georgia State															
J29	at VCU															
J31	JMU															
F3	UNCW															
F7	at JMU															
F10	at UNCW															
F14	Drexel															
F17	ESPN BracketBusters															
F21	at Drexel															
F24	ODU															

* Games started

BARNETT'S CAREER STATISTICS

Season	G-GS	Min-Avg	FG-A	Pct	3FG-A	Pct	FT-A	Pct	OR-DR	Reb-Avg	PF-FO	A	TO	Blk	St	Pts-Avg
2006-07	2-0	3-1.5	0-0	.000	0-0	.000	0-1	.000	0-1	1-0.5	1-0	0	0	1	0	0-0.0
Career	2-0	3-1.5	0-0	.000	0-0	.000	0-1	.000	0-1	1-0.5	1-0	0	0	1	0	0-0.0

BARNETT'S CAA STATISTICS

Season	G-GS	Min-Avg	FG-A	Pct	3FG-A	Pct	FT-A	Pct	OR-DR	Reb-Avg	PF-FO	A	TO	Blk	St	Pts-Avg
2006-07	0-0	0-0.0	0-0	.000	0-0	.000	0-0	.000	0-0	0-0.0	0-0	0	0	0	0	0-0.0
Career	0-0	0-0.0	0-0	.000	0-0	.000	0-0	.000	0-0	0-0.0	0-0	0	0	0	0	0-0.0



13

LAIMISKISIELIUS

Jr. - F - 6-8 - 210 (Vilnius, Lithuania/Miller School (Va.))

- Tops the CAA in 3-point field goal percent at 51.7 percent and ranks fourth in the league in field goal percentage at 57.5 percent
- Has led W&M in scoring on five occasions and ranks 12th in the CAA at 13.5 points per game
- Led W&M for the fourth time on the year with 19 points, including a career-high tying two block shots in a win over UMBC (12/22/06)
- Posted back-to-back 20-point games vs. Cornell (12/2/06) and Jacksonville State (12/1/06) on his way to earning W&M Tip-Off Classic All-Tournament team honors
- Established career highs with eight field goals and three steals vs. Wagner
- Hit his first five 3-point attempts on the season and ranks second in the CAA in 3-point field goal percentage
- Hit on 5-of-7 from the floor, including a perfect 3-of-3 from 3-point range against Kansas State for 16 points
- Played for Lithuania in the Global Games over the summer and helped his squad to a silver medal in the tournament
- Had eight games of five or more rebounds, including a career-high nine at UMBC(12/17/05)
- CAA All-Rookie selection in 2004-05
- Tallied a career-high 23 points, along with five assists, at UNC Wilmington (2/9/04)

SINGLE-GAME HIGHS

POINTS
 Season 21 vs. Cornell (12/2/06)
 Career 23 at UNC Wilmington (2/9/05)

FIELD GOALS
 Season 8 vs. Wagner (11/20/06)
 Career 8 vs. Wagner (11/20/06)

FIELD GOAL ATTEMPTS
 Season 12 vs. Cornell (12/2/06)
 12 vs. Wagner (11/20/06)
 Career 15 at UNC Wilmington (2/9/05)

3-POINT FIELD GOALS
 Season 3 vs. Cornell (12/2/06)
 3 at Kansas State (11/11/06)
 Career 3, four times, most recently vs. Cornell (12/2/06)

3-POINT FIELD GOAL ATTEMPTS
 Season 6 vs. Cornell (12/2/06)
 Career 8 at UNC Wilmington (2/9/05)

FREE THROWS
 Season 9 vs. Jacksonville State (12/1/06)
 Career 9 vs. Jacksonville State (12/1/06)

FREE THROW ATTEMPTS
 Season 12 vs. Hampton (12/28/06)
 12 vs. Jacksonville State (12/1/06)
 Career 12 vs. Hampton (12/28/06)
 12 vs. Jacksonville State (12/1/06)

REBOUNDS
 Season 6 vs. Jacksonville State (12/1/06)
 Career 9 at UMBC (12/17/05)

ASSISTS
 Season 4 vs. Towson (12/5/06)
 4 vs. Cornell (12/2/06)
 Career 5 at Northeastern (2/2)
 5 at UNC Wilmington (2/9/05)

STEALS
 Season 3 vs. Wagner (11/20/06)
 Career 3 vs. Wagner (11/20/06)

BLOCKED SHOTS
 Season 2 vs. UMBC (12/22/06)
 2 vs. North Florida (12/8/06)
 Career 2, three times, most recently vs. UMBC (12/22/06)

MINUTES
 Season 35 vs. Cornell (12/2/06)
 35 at Kansas State (11/11/06)
 Career 35, five times, most recently vs. Cornell (12/2/06)

KISIELIUS' 2006-07 GAME-BY-GAME STATISTICS

Date	Opp	Min	FG-A	Pct	3FG-A	Pct	FT-A	Pct	O-D	Tot	PF	A	TO	B	S	Pts
N11	at Kansas St.	35	5-7	.714	3-3	1.000	3-4	.750	1-1	2	3	2	3	0	1	16
N20	Wagner	28	8-12	.667	2-4	.500	0-1	.000	0-2	2	4	1	3	0	3	18
N25	at Holy Cross	30	4-10	.400	2-4	.500	0-0	.000	1-2	3	1	1	5	1	0	10
N28	at Navy	26	2-3	.667	0-0	.000	4-5	.800	0-4	4	1	0	3	0	1	8
D1	Jacksonville St.	31	5-6	.833	1-2	.500	9-12	.750	3-3	6	0	1	6	0	1	20
D2	Cornell	35	7-12	.583	3-6	.500	4-4	1.000	3-3	6	2	4	1	0	1	21
D5	Towson	29	0-6	.000	0-3	.000	0-0	.000	0-0	0	0	4	1	0	0	0
D8	North Florida	30	2-5	.400	0-2	.000	1-2	.500	2-0	2	1	3	1	2	1	5
D22	UMBC	34	5-7	.714	2-3	.667	7-8	.875	2-1	3	1	2	2	2	1	19
D28	Hampton	31	4-5	.800	2-2	1.000	8-12	.667	0-1	1	3	3	3	0	1	18
D31	Richmond															
J3	at GMU															
J6	Northeastern															
J8	at Georgia St.															
J10	VCU															
J13	at Delaware															
J17	GMU															
J20	at Hofstra															
J24	at ODU															
J27	Georgia State															
J29	at VCU															
J31	JMU															
F3	UNCW															
F7	at JMU															
F10	at UNCW															
F14	Drexel															
F17	ESPN BracketBusters															
F21	at Drexel															
F24	ODU															

* Games started

KISIELIUS' CAREER STATISTICS

Season	G-GS	Min-Avg	FG-A	Pct	3FG-A	Pct	FT-A	Pct	OR-DR	Reb-Avg	PF-FO	A	TO	Blk	St	Pts-Avg
2004-05	28-20	710-25.4	78-203	.384	19-63	.302	69-90	.767	22-65	87-3.1	55-3	53	60	4	14	244-8.7
2005-06	28-25	634-22.6	68-198	.343	12-60	.200	51-68	.750	30-67	97-3.5	53-2	41	64	1	14	199-7.1
2006-07	10-9	309-30.9	42-73	.575	15-29	.517	36-48	.750	12-17	29-2.9	16-0	21	28	5	10	135-13.5
Career	66-54	1653-25.0	188-474	.397	45-152	.296	156-206	.757	64-149	213-3.2	124-5	115	152	10	38	578-8.8

KISIELIUS' CAA STATISTICS

Season	G-GS	Min-Avg	FG-A	Pct	3FG-A	Pct	FT-A	Pct	OR-DR	Reb-Avg	PF-FO	A	TO	Blk	St	Pts-Avg
2004-05	18-14	504-28.0	57-145	.393	13-36	.361	54-69	.783	17-46	63-3.5	35-1	36	39	4	4	181-10.1
2005-06	18-15	390-21.7	40-125	.320	6-36	.167	31-40	.775	18-27	45-2.5	37-2	25	38	1	9	117-6.5
2006-07	1-1	29-29.0	0-6	.000	0-3	.000	0-0	.000	0-0	0-0.0	0-0	4	1	0	0	0-0.0
Career	37-30	925-24.8	97-276	.351	19-75	.253	85-109	.780	35-73	108-2.9	72-3	65	78	5	13	298-8.1

15

PETERSTEIN

So. - F - 6-9 - 225 (Houton, Texas/Westbury Christian)

SINGLE-GAME HIGHS

POINTS

Season 10 vs. North Florida (12/8/06)
 Career 16 vs. James Madison (1/28/06)

FIELD GOALS

Season 3 vs. North Florida (12/8/06)
 3 vs. Towson (12/5/06)
 Career 6 vs. Campbell (11/26/05)

FIELD GOAL ATTEMPTS

Season 4, three times, most recently
 vs. North Florida (12/8/06)
 Career 7, three times, most recently
 at Drexel (2/23/06)

3-POINT FIELD GOALS

Season None
 Career None

3-POINT FIELD GOAL ATTEMPTS

Season 1 vs. North Florida
 Career 1, seven times, most recently
 vs. North Florida (12/8/06)

FREE THROWS

Season 4 vs. North Florida (12/8/06)
 Career 8 vs. James Madison (1/28/06)

FREE THROW ATTEMPTS

Season 8 vs. North Florida (12/8/06)
 Career 11 vs. James Madison (1/28/06)

REBOUNDS

Season 6 vs. Jacksonville State (12/1/06)
 6 at Kansas State (11/11/06)
 Career 6, three times, most recently
 vs. Jacksonville State (12/1/06)

ASSISTS

Season 4 vs. Towson (12/5/06)
 4 vs. Jacksonville State (12/1/06)
 Career 4 vs. Towson (12/5/06)
 4 vs. Jacksonville State (12/1/06)

STEALS

Season 2 vs. North Florida (12/8/06)
 Career 2, three times, most recently
 vs. North Florida (12/8/06)

BLOCKED SHOTS

Season 2 vs. North Florida (12/8/06)
 Career 2 vs. North Florida (12/8/06)
 2 at Old Dominion (2/9/06)

MINUTES

Season 30 vs. Cornell (12/2/06)
 Career 30 vs. Cornell (12/2/06)

- Tallied a season-high and his fourth career double-digit performance with 10 points against North Florida to go along with a career-high two blocked shots
- Played 28 minutes off the bench in the CAA opener against Towson and contributed a season-high six points, a team-high four rebounds and tied his career-high with four assists, while shooting 3-of-4 from the field
- Led the Tribe with six rebounds and four assists against Jacksonville State (12/1/06), both totals were career highs
- Equaled a career high with six rebounds against Kansas State, while adding four points in 20 minutes of action
- Started the Tribe's exhibition opening victory over Barton College, scoring seven points and pulling down two rebounds
- Played in 25 contests, while making a trio of starts as a freshman
- Averaged 14.8 minutes per game, while shooting .577 (41-of-71) from the field
- Finished the season with averages of 4.0 points and 2.0 rebounds per game
- Scored in double figures on three occasions
- Had a career high 16 points on a perfect 4-of-4 from the field and 8-of-11 from the free throw line in an 86-68 victory over James Madison (1/28/06)
- Two-time all-state selection at Westbury Christian
- Helped team win three Texas Private School state championships
- McDonald's All-American nominee

STEIN'S 2006-07 GAME-BY-GAME STATISTICS

Date	Opp	Min	FG-A	Pct	3FG-A	Pct	FT-A	Pct	O-D	Tot	PF	A	TO	B	S	Pts
N11	at Kansas St.	20	2-4	.500	0-0	.000	0-0	.000	3-3	6	4	2	2	0	0	4
N20	Wagner	7	1-1	1.000	0-0	.000	0-0	.000	0-0	0	4	1	1	0	0	2
N25	at Holy Cross	18	1-1	1.000	0-0	.000	1-2	.500	0-0	0	2	0	4	0	0	3
N28	at Navy	13	2-2	1.000	0-0	.000	0-0	.000	1-1	2	0	0	1	0	0	4
D1	Jacksonville St.	20	1-1	1.000	0-0	.000	0-2	.000	2-4	6	1	4	3	0	0	2
D2	Cornell	30	1-1	1.000	0-0	.000	0-3	.000	3-1	4	2	2	2	1	0	2
D5	Towson	28	3-4	.750	0-0	.000	0-1	.000	1-3	4	3	4	2	0	0	6
D8	North Florida	23	3-4	.750	0-1	.000	4-8	.500	0-4	4	3	0	1	2	2	10
D22	UMBC	19	2-5	.400	0-0	.000	0-0	.000	0-2	2	3	0	0	0	1	4
D28	Hampton	20	2-3	.667	0-0	.000	3-3	1.000	2-1	3	4	1	3	0	0	7
D31	Richmond															
J3	at GMU															
J6	Northeastern															
J8	at Georgia St.															
J10	VCU															
J13	at Delaware															
J17	GMU															
J20	at Hofstra															
J24	at ODU															
J27	Georgia State															
J29	at VCU															
J31	JMU															
F3	UNCW															
F7	at JMU															
F10	at UNCW															
F14	Drexel															
F17	ESPN BracketBusters															
F21	at Drexel															
F24	ODU															

* Games started

STEIN'S CAREER STATISTICS

Season	G-GS	Min-Avg	FG-A	Pct	3FG-A	Pct	FT-A	Pct	OR-DR	Reb-Avg	PF-FO	A	TO	Blk	St	Pts-Avg
2005-06	25-3	371-14.8	41-71	.577	0-6	.000	19-32	.594	19-30	49-2.0	44-1	18	33	4	9	101-4.0
2006-07	10-7	198-19.8	18-26	.692	0-1	.000	8-19	.421	12-19	31-3.1	26-0	14	19	3	3	44-4.4
Career	35-10	569-16.3	59-97	.608	0-7	.000	27-51	.529	31-49	80-2.3	70-1	32	52	7	12	145-4.1

STEIN'S CAA STATISTICS

Season	G-GS	Min-Avg	FG-A	Pct	3FG-A	Pct	FT-A	Pct	OR-DR	Reb-Avg	PF-FO	A	TO	Blk	St	Pts-Avg
2005-06	17-1	270-15.9	28-51	.549	0-5	.000	18-30	.600	16-19	35-2.1	31-1	13	24	4	6	74-4.4
2006-07	1-0	28-28.0	3-4	.750	0-0	.000	0-1	.000	1-3	4-4.0	0-0	4	2	0	0	6-6.0
Career	18-1	298-16.6	31-55	.564	0-5	.000	18-31	.580	17-22	39-2.2	31-1	17	26	4	6	80-4.4

20

KYLE CARRABINE

Jr. - F - 6-7 - 205 (Naperville, Ill./Neuqua Valley)

- Connected on a pair of 3-pointers during a two-minute span late in the first half to give the Tribe a halftime lead against Hampton (12/28/06)
- Came off the bench to tally career highs in rebounds (4) and steals (1) to go along with five points against UMBC (12/22/06)
- In his second career start vs. Towson (12/5/06), scored a career-high 10 points, while connecting on 3-of-6 from 3-point range
- Started his first career game against Jacksonville State (12/1/06) and finished with two points, two rebounds and an assist
- Notched career highs in minutes (18), points (9) and 3-point field goals made (3) against Navy (11/28/06)
- All three of his treys against Navy came in the first half to keep the Tribe within striking distance
- Played 12 minutes against Wagner (11/20) and finished with four points and a rebound
- Knocked down his lone 3-point field goal on the season on his way to scoring a then career-high five points at Old Dominion (2/9/06)
- First career points came on a 3-pointer at No. 8 Kentucky (12/22/04)
- Scored four points in nine minutes at Hofstra (1/31/05)

SINGLE-GAME HIGHS

POINTS	
Season	10 vs. Towson (12/5/06)
Career	10 vs. Towson (12/5/06)
FIELD GOALS	
Season	3 vs. Towson (12/5/06)
	3 at Navy (11/28/06)
Career	3 vs. Towson (12/5/06)
	3 at Navy (11/28/06)
FIELD GOAL ATTEMPTS	
Season	7 at Navy (11/28/06)
Career	7 at Navy (11/28/06)
3-POINT FIELD GOALS	
Season	3 vs. Towson (12/5/06)
	3 at Navy (11/28/06)
Career	3 vs. Towson (12/5/06)
	3 at Navy (11/28/06)
3-POINT FIELD GOAL ATTEMPTS	
Season	7 at Navy (11/28/06)
Career	7 at Navy (11/28/06)
FREE THROWS	
Season	2 vs. Wagner (11/20/06)
Career	2 vs. Wagner (11/20/06)
	2 at Old Dominion (2/9/06)
FREE THROW ATTEMPTS	
Season	3 vs. Wagner (11/20/06)
Career	3 vs. Wagner (11/20/06)
	3 at Old Dominion (2/9/06)

CARRABINE'S 2006-07 GAME-BY-GAME STATISTICS

Date	Opp	Min	FG-A	Pct	3FG-A	Pct	FT-A	Pct	O-D	Tot	PF	A	TO	B	S	Pts
N11	at Kansas St.	3	0-0	.000	0-0	.000	0-0	.000	0-0	0	0	0	0	0	0	0
N20	Wagner	12	1-1	1.000	0-0	.000	2-3	.667	0-1	1	0	0	0	0	0	4
N25	at Holy Cross	2	0-0	.000	0-0	.000	0-0	.000	0-0	0	0	0	0	0	0	0
N28	at Navy	18	3-7	.429	3-7	.429	0-0	.000	0-0	0	0	0	1	0	0	9
D1	Jacksonville St.	14	1-5	.200	0-3	.000	0-0	.000	0-2	2	0	1	0	0	0	2
D2	Cornell	13	2-3	.667	1-2	.500	0-0	.000	1-0	1	1	0	0	0	0	5
D5	Towson	16	3-6	.500	3-6	.500	1-2	.500	0-2	2	2	0	0	0	0	10
D8	North Florida	10	2-3	.667	1-2	.500	0-0	.000	0-1	1	0	0	1	0	0	5
D22	UMBC	13	2-5	.400	1-3	.333	0-0	.000	0-4	4	1	0	0	0	1	5
D28	Hampton	15	2-4	.500	2-4	.500	0-0	.000	1-0	1	0	1	1	0	0	6
D31	Richmond															
J3	at GMU															
J6	Northeastern															
J8	at Georgia St.															
J10	VCU															
J13	at Delaware															
J17	GMU															
J20	at Hofstra															
J24	at ODU															
J27	Georgia State															
J29	at VCU															
J31	JMU															
F3	UNCW															
F7	at JMU															
F10	at UNCW															
F14	Drexel															
F17	ESPN BracketBusters															
F21	at Drexel															
F24	ODU															

CARRABINE'S CAREER STATISTICS

Season	G-GS	Min-Avg	FG-A	Pct	3FG-A	Pct	FT-A	Pct	OR-DR	Reb-Avg	PF-FO	A	TO	Blk	St	Pts-Avg
2004-05	15-0	75-5.0	6-16	.375	2-10	.200	1-2	.500	2-4	6-0.4	5-0	3	1	0	3	15-1.0
2005-06	8-0	30-3.8	3-11	.273	1-6	.167	2-3	.667	0-4	4-0.5	0-0	0	2	0	0	9-1.1
2006-07	10-2	117-11.7	16-34	.470	11-27	.407	3-5	.600	3-9	12-1.2	5-0	2	3	0	1	46-4.6
Career	33-2	221-6.7	25-61	.410	14-43	.326	6-10	.600	5-17	22-0.7	10-0	5	6	0	4	70-2.1

CARRABINE'S CAA STATISTICS

Season	G-GS	Min-Avg	FG-A	Pct	3FG-A	Pct	FT-A	Pct	OR-DR	Reb-Avg	PF-FO	A	TO	Blk	St	Pts-Avg
2004-05	9-0	52-5.8	4-9	.444	1-5	.200	1-2	.500	2-4	6-0.7	4-0	0	1	0	1	10-1.1
2005-06	7-0	23-3.3	3-8	.375	1-5	.200	2-3	.667	0-1	1-0.1	0-0	0	0	0	0	9-1.3
2006-07	1-1	16-16.0	3-6	.500	3-6	.500	1-2	.500	0-2	2-2.0	2-0	0	0	0	0	10-10.0
Career	17-1	91-5.4	10-23	.435	5-16	.313	4-7	.571	2-7	9-0.5	6-0	0	1	0	1	29-1.7

REBOUNDS	
Season	4 vs. UMBC (12/22/06)
Career	4 vs. UMBC (12/22/06)
ASSISTS	
Season	1 vs. Hampton (12/28/06)
	1 vs. Jacksonville State (12/1/06)
Career	1, five times, most recently vs. Hampton (12/28/06)
STEALS	
Season	1 vs. UMBC (12/22/06)
Career	1, four times, most recently vs. UMBC (12/22/06)
BLOCKED SHOTS	
Season	None
Career	None
MINUTES	
Season	18 at Navy (11/28/06)
Career	18 at Navy (11/28/06)

22

DANNY SUMNER

Fr. - F - 6-7 - 190 (Fairfax, Va./Paul VI)

SINGLE-GAME HIGHS

POINTS

Season 12 vs. Wagner (11/20/06)
 Career 12 vs. Wagner (11/20/06)

FIELD GOALS

Season 5 vs. Wagner (11/20/06)
 Career 5 vs. Wagner (11/20/06)

FIELD GOAL ATTEMPTS

Season 10 vs. Wagner (11/20/06)
 Career 10 vs. Wagner (11/20/06)

3-POINT FIELD GOALS

Season 2 vs. Wagner (11/20/06)
 Career 2 vs. Wagner (11/20/06)

3-POINT FIELD GOAL ATTEMPTS

Season 5 vs. Wagner (11/20/06)
 Career 5 vs. Wagner (11/20/06)

FREE THROWS

Season None
 Career None

FREE THROW ATTEMPTS

Season 6 vs. Jacksonville State (12/1/06)
 Career 6 vs. Jacksonville State (12/1/06)

REBOUNDS

Season 4 at Holy Cross (11/25/06)
 Career 4 at Holy Cross (11/25/06)

ASSISTS

Season 1, four times, most recently
 vs. Towson (12/5/06)
 Career 1, four times, most recently
 vs. Towson (12/5/06)

STEALS

Season 1, three times, most recently
 vs. Jacksonville State (12/1/06)
 Career 1, three times, most recently
 vs. Jacksonville State (12/1/06)

BLOCKED SHOTS

Season 1 vs. Jacksonville State (12/1/06)
 Career 1 vs. Jacksonville State (12/1/06)

MINUTES

Season 19 at Navy (11/28/06)
 Career 19 at Navy (11/28/06)

- Made first career start against Cornell (12/2/06)
- Scored his first collegiate points with 12 on 5-of-10 from the field against Wagner (11/20/06)
- Pulled down three rebounds, all offensive, against the Seahawks
- Played 12 minutes and finished with two points, three rebounds and a block against Barton College
- His two points against the Bulldogs came on a follow-up two-handed dunk
- Named to the *Washington Post* First-Team All-Metro squad as a senior
- Honored with the Ron Johnson Award as the Five Star Most Promising Guard Prospect
- A First-Team *D.C. Examiner* and WCACA All-Conference selection
- Named the Virginia Independent Schools State Player of the Year in 2006
- Averaged 19.3 points, 8.6 rebounds, 2.0 assists and 2.0 blocks per game as a senior at Paul VI Catholic
- Led team to the Virginia Independent Schools Division I State final in 2004 and 2005, while advancing to the semifinals in 2006
- A honorable mention *Washington Post* All-Metro pick as a junior
- First W&M player from Paul VI since David Cully, who graduated from W&M in 1996 as the College's all-time blocked shots leader (248)

SUMNER'S 2006-07 GAME-BY-GAME STATISTICS

Date	Opp	Min	FG-A	Pct	3FG-A	Pct	FT-A	Pct	O-D	Tot	PF	A	TO	B	S	Pts
N11	at Kansas St.	6	0-1	.000	0-1	.000	0-0	.000	0-0	0	1	1	1	0	0	0
N20	Wagner	16	5-10	.500	2-5	.400	0-0	.000	3-0	3	0	1	0	0	1	12
N25	at Holy Cross	14	1-4	.250	0-0	.000	0-1	.000	2-2	4	0	0	2	0	0	2
N28	at Navy	19	2-8	.250	0-3	.000	0-0	.000	1-0	1	0	1	1	0	1	4
D1	Jacksonville St.	10	0-4	.000	0-0	.000	0-6	.000	2-0	2	0	0	0	1	1	0
D2	Cornell	10	1-4	.250	0-2	.000	0-0	.000	0-0	0	0	0	1	0	0	2
D5	Towson	3	0-2	.000	0-1	.000	0-0	.000	0-1	1	0	1	0	0	0	0
D8	North Florida	1	0-1	.000	0-1	.000	0-0	.000	0-0	0	0	0	0	0	0	0
D22	UMBC															DNP
D28	Hampton															DNP
D31	Richmond															
J3	at GMU															
J6	Northeastern															
J8	at Georgia St.															
J10	VCU															
J13	at Delaware															
J17	GMU															
J20	at Hofstra															
J24	at ODU															
J27	Georgia State															
J29	at VCU															
J31	JMU															
F3	UNCW															
F7	at JMU															
F10	at UNCW															
F14	Drexel															
F17	ESPN BracketBusters															
F21	at Drexel															
F24	ODU															

* Games started

SUMNER'S CAREER STATISTICS

Season	G-GS	Min-Avg	FG-A	Pct	3FG-A	Pct	FT-A	Pct	OR-DR	Reb-Avg	PF-FO	A	TO	Blk	St	Pts-Avg
2006-07	8-1	79-9.9	9-34	.265	2-13	.154	0-7	.000	8-3	11-1.4	1-0	4	5	1	3	20-2.5
Career	8-1	79-9.9	9-34	.265	2-13	.154	0-7	.000	8-3	11-1.4	1-0	4	5	1	3	20-2.5

SUMNER'S CAA STATISTICS

Season	G-GS	Min-Avg	FG-A	Pct	3FG-A	Pct	FT-A	Pct	OR-DR	Reb-Avg	PF-FO	A	TO	Blk	St	Pts-Avg
2006-07	1-0	3-3.0	0-2	.000	0-1	.000	0-0	.000	0-1	1-1.0	0-0	1	0	0	0	0-0.0
Career	1-0	3-3.0	0-2	.000	0-1	.000	0-0	.000	0-1	1-1.0	0-0	1	0	0	0	0-0.0

23

CHRIS DARNELL

So. - F - 6-8 - 210 (Fredericksburg, Va./North Stafford)

- Had a career-high two blocked shots vs. Cornell (12/2/06)
- Started his first game of the season and second of his career at Navy (11/28/06)
- Turned in an all-around solid performance against Wagner (11/20/06) with seven points, five rebounds and a career-high three assists in 15 minutes off the bench
- Came off the bench in Tribe's exhibition win over Barton College, finishing with three points, three rebounds and two assists in 14 minutes of action
- Earned his first career start against Hofstra (2/20/06)
- Averaged 2.6 points and 2.2 rebounds per game in 11.3 minutes per contest
- In his first career game against Maine (11/18/05), knocked down a pair of 3-point field goals on his way to six points, four rebounds and two assists in 15 minutes
- Tallied a season-high eight points on 3-of-5 from the field to go along with a career-best seven rebounds against Delaware (2/15/06)
- Led the team in rebounding on three occasions, including back-to-back games with seven boards against Delaware (2/15/06) and four vs. Hofstra (2/20/06)
- Selected to the Virginia Group AAA All-State Second-Team by the *Associated Press*
- *Free-Lance Star* and district player of the year as a senior
- Set North Stafford High School's career scoring record with 1,464 points
- Averaged 24 points and 10 rebounds a game as a senior
- Also holds school records in rebounds and blocks

SINGLE-GAME HIGHS

POINTS
 Season 7 vs. Wagner (11/20/06)
 Career 8 vs. Delaware (2/15/06)

FIELD GOALS
 Season 3 vs. Wagner (11/20/06)
 Career 3, four times, most recently vs. Wagner (11/20/06)

FIELD GOAL ATTEMPTS
 Season 5 vs. Wagner (11/20/06)
 Career 6 vs. Georgia State (2/4/06)
 6 at UNC Wilmington (1/7/06)

3-POINT FIELD GOALS
 Season 1 vs. Wagner (11/20/06)
 1 at Kansas State (11/11/06)
 Career 2 vs. Maine (11/18/05)

3-POINT FIELD GOAL ATTEMPTS
 Season 1 vs. Wagner (11/20/06)
 1 at Kansas State (11/11/06)
 Career 3 at Towson (12/3/05)

FREE THROWS
 Season 2 vs. Towson (12/5/06)
 Career 2 vs. Hofstra (2/20/06)

FREE THROW ATTEMPTS
 Season 2 vs. Towson (12/5/06)
 2 vs. Jacksonville State (12/1/06)
 Career 2, five times, most recently vs. Towson (12/5/06)

REBOUNDS
 Season 5 vs. Wagner (11/20/06)
 Career 7 vs. Delaware (2/15/06)

ASSISTS
 Season 3 vs. Cornell
 3 vs. Wagner (11/20/06)
 Career 3, four times, most recently vs. Cornell (12/2/06)

STEALS
 Season 1 vs. North Florida (12/8/06)
 1 vs. Cornell (12/2/06)
 Career 1, five times, most recently vs. North Florida (12/8/06)

BLOCKED SHOTS
 Season 2 vs. Cornell (12/2/06)
 Career 2 vs. Cornell (12/2/06)

MINUTES
 Season 17 vs. Cornell (12/2/06)
 Career 21 vs. Delaware (2/15/06)

DARNELL'S 2006-07 GAME-BY-GAME STATISTICS

Date	Opp	Min	FG-A	Pct	3FG-A	Pct	FT-A	Pct	O-D	Tot	PF	A	TO	B	S	Pts
N11	at Kansas St.	9	1-2	.500	1-1	1.000	0-0	.000	0-3	3	1	1	1	0	0	3
N20	Wagner	15	3-5	.600	1-1	1.000	0-0	.000	3-2	5	1	3	1	0	0	7
N25	at Holy Cross	3	0-1	.000	0-0	.000	0-0	.000	0-0	0	0	0	0	0	0	0
N28	at Navy	10	0-1	.000	0-0	.000	0-0	.000	0-2	2	1	1	2	1	0	0
D1	Jacksonville St.	16	0-3	.000	0-0	.000	0-2	.000	0-5	5	2	1	3	0	0	0
D2	Cornell	17	1-2	.500	0-0	.000	1-1	1.000	0-1	1	2	3	2	2	1	3
D5	Towson	4	0-0	.000	0-0	.000	2-2	1.000	1-2	3	2	0	2	0	0	2
D8	North Florida	9	0-0	.000	0-0	.000	0-0	.000	0-0	0	1	0	1	0	1	0
D22	UMBC	12	0-0	.000	0-0	.000	0-0	.000	0-0	0	1	0	0	0	0	0
D28	Hampton	3	0-1	.000	0-0	.000	0-0	.000	0-0	0	0	0	0	0	0	0
D31	Richmond															
J3	at GMU															
J6	Northeastern															
J8	at Georgia St.															
J10	VCU															
J13	at Delaware															
J17	GMU															
J20	at Hofstra															
J24	at ODU															
J27	Georgia State															
J29	at VCU															
J31	JMU															
F3	UNCW															
F7	at JMU															
F10	at UNCW															
F14	Drexel															
F17	ESPN BracketBusters															
F21	at Drexel															
F24	ODU															

* Games started

DARNELL'S CAREER STATISTICS

Season	G-GS	Min-Avg	FG-A	Pct	3FG-A	Pct	FT-A	Pct	OR-DR	Reb-Avg	PF-FO	A	TO	Blk	St	Pts-Avg
2005-06	21-1	237-11.3	23-60	.383	4-18	.222	5-8	.625	14-32	46-2.2	5-0	13	13	3	3	55-2.6
2006-07	10-2	98-9.8	5-15	.333	2-2	1.000	3-5	.600	4-15	19-1.9	11-0	9	12	3	2	15-1.5
Career	31-3	335-10.8	28-75	.373	6-20	.300	8-13	.615	18-47	65-2.1	16-0	22	25	6	5	70-2.3

DARNELL'S CAA STATISTICS

Season	G-GS	Min-Avg	FG-A	Pct	3FG-A	Pct	FT-A	Pct	OR-DR	Reb-Avg	PF-FO	A	TO	Blk	St	Pts-Avg
2005-06	15-1	174-11.6	16-47	.340	2-13	.154	5-8	.625	12-23	35-2.3	3-0	9	10	3	3	39-2.6
2006-07	1-0	4-4.0	0-0	.000	0-0	.000	2-2	1.000	1-2	3-3.0	2-0	0	2	0	0	2-2.0
Career	16-1	178-11.1	16-47	.340	2-13	.154	7-10	.700	12-23	38-2.4	3-0	9	12	3	3	41-2.6

SINGLE-GAME HIGHS

POINTS

Season 18 vs. Jacksonville State (12/1/06)
 Career 20 at Virginia Tech (12/27/05)

FIELD GOALS

Season 7 vs. Towson (12/5/06)
 Career 7, three times, most recently
 vs. Towson (12/5/06)

FIELD GOAL ATTEMPTS

Season 16 vs. Towson (12/5/06)
 16 at Navy (11/28/06)
 Career 16 vs. Towson (12/5/06)
 16 at Navy (11/28/06)

3-POINT FIELD GOALS

Season 2 vs. Hampton (12/28/06)
 Career 3 at Drexel (2/23/06)

3-POINT FIELD GOAL ATTEMPTS

Season 4 vs. Towson (12/5/06)
 4 at Holy Cross (11/25/06)
 Career 4 vs. Towson (12/5/06)
 4 at Drexel (2/23/06)

FREE THROWS

Season 8 vs. Cornell (12/2/06)
 Career 8 vs. Cornell (12/2/06)

FREE THROW ATTEMPTS

Season 10 vs. Cornell (12/2/06)
 Career 10 vs. Cornell (12/2/06)

REBOUNDS

Season 8 vs. Wagner (11/20/06)
 Career 8 vs. Wagner (11/20/06)

ASSISTS

Season 4 vs. UMBC (12/22/06)
 Career 8 vs. Campbell (11/26/05)

STEALS

Season 3 vs. North Florida (12/8/06)
 3 vs. Cornell (12/2/06)
 Career 4 at James Madison (2/11/06)
 4 at Longwood (11/28/05)

BLOCKED SHOTS

Season 1 at Navy (11/28/06)
 Career 1, three times, most recently
 at Navy (11/28/06)

MINUTES

Season 36 at Holy Cross (11/25/06)
 Career 36 at Holy Cross (11/25/06)

24

ADAMPAYTON

Sr. - G - 6-3 - 195 (Burlington, N.J./The Lawrenceville School)

- Has scored in double figures on seven occasions this season
- Chipped in 16 points off the bench, including a trio of dunks vs. Towson (12/5/06)
- Earned W&M Tip-Off MVP honors with an exceptional performance over the final five minutes against Cornell (12/2/06) to lead the Tribe back from a 13-point deficit
- Led W&M in scoring at Navy (11/28/06) with 12 points and at Holy Cross (11/25/06) with 15 points
- Hit a 3-pointer from the left corner to draw the Tribe even at 44 midway through the second half against the Crusaders
- Pulled down a career best eight rebounds in the Tribe's home-opener against Wagner (11/20/06)
- Also had nine points, two assists and two steals vs. the Seahawks
- Team Co-Captain with senior Adam Trumbower
- Topped W&M in steals in 2005-06, ranking eighth in the CAA
- Ranked third on the team in assists, while ranking fifth in points per game
- Had a career-high 20 points against Virginia Tech (12/27/05) on 7-of-9 shooting and a perfect 5-of-5 from the free throw line
- Turned in an impressive floor game against Campbell with 13 points, a career-high eight assists and seven rebounds
- The eight assists vs. Campbell were a W&M season-high in 2005-06
- Transferred to W&M from Vanderbilt prior to the 2004-05 season

PAYTON'S 2006-07 GAME-BY-GAME STATISTICS

Date	Opp	Min	FG-A	Pct	3FG-A	Pct	FT-A	Pct	O-D	Tot	PF	A	TO	B	S	Pts
N11	at Kansas St.	29	2-8	.250	0-2	.000	1-1	1.000	1-2	3	1	2	3	0	0	5
N20	Wagner	21	4-6	.667	1-3	.333	0-0	.000	1-7	8	1	2	1	0	2	9
N25	at Holy Cross	36	5-14	.357	1-4	.250	4-5	.800	2-3	5	3	3	1	0	1	15
N28	at Navy	28	5-16	.313	0-2	.000	2-2	1.000	3-0	3	3	1	2	1	2	12
D1	Jacksonville St.	26	6-10	.600	1-2	.500	5-6	.833	2-3	5	1	0	4	0	2	18
D2	Cornell	34	1-5	.200	0-1	.000	8-10	.800	1-1	2	0	1	3	0	3	10
D5	Towson	28	7-16	.438	1-4	.250	1-2	.500	0-4	4	5	0	1	0	1	16
D8	North Florida	26	4-10	.400	1-3	.333	1-1	1.000	1-2	3	1	0	3	0	3	10
D22	UMBC	32	1-2	.500	1-1	1.000	4-4	1.000	0-4	4	1	4	1	0	0	7
D28	Hampton	33	4-7	.571	2-2	1.000	2-2	1.000	1-1	2	2	2	4	0	1	12
D31	Richmond															
J3	at GMU															
J6	Northeastern															
J8	at Georgia St.															
J10	VCU															
J13	at Delaware															
J17	GMU															
J20	at Hofstra															
J24	at ODU															
J27	Georgia State															
J29	at VCU															
J31	JMU															
F3	UNCW															
F7	at JMU															
F10	at UNCW															
F14	Drexel															
F17	ESPN BracketBusters															
F21	at Drexel															
F24	ODU															

* Games started

PAYTON'S CAREER STATISTICS

Season	G-GS	Min-Avg	FG-A	Pct	3FG-A	Pct	FT-A	Pct	OR-DR	Reb-Avg	PF-FO	A	TO	Blk	St	Pts-Avg
2002-03†	23-0	179-7.8	10-28	.357	6-12	.500	3-12	.250	0-5	5-0.2	14-0	12	13	0	8	29-1.3
2003-04†	29-0	252-8.7	25-46	.543	5-12	.417	9-18	.500	0-21	21-0.7	14-0	22	25	1	8	64-2.2
2005-06	28-26	675-24.1	70-145	.483	14-30	.467	42-63	.667	23-48	71-2.5	41-1	50	53	1	45	196-7.0
2006-07	10-8	293-29.3	39-94	.414	8-24	.333	28-33	.848	12-27	39-3.9	18-1	15	23	1	15	114-11.4
Career	90-34	1399-15.5	144-313	.460	33-78	.423	82-126	.651	35-101	136-1.5	87-2	99	108	3	76	403-4.5

† at Vanderbilt

PAYTON'S CAA STATISTICS

Season	G-GS	Min-Avg	FG-A	Pct	3FG-A	Pct	FT-A	Pct	OR-DR	Reb-Avg	PF-FO	A	TO	Blk	St	Pts-Avg
2005-06	18-17	413-22.9	36-86	.419	8-20	.400	15-24	.625	14-26	40-2.2	28-1	28	33	0	24	95-5.3
2006-07	1-0	28-28.0	7-16	.438	1-4	.250	1-2	.500	0-4	4-4.0	0-0	0	1	0	1	16-16.0
Career	19-17	441-23.2	43-102	.422	9-24	.375	16-26	.615	14-30	44-2.3	28-1	28	34	0	25	111-5.8

25

CHRIS STRATTON

Jr. - F - 6-6 - 205 (Burke, Va./Lake Braddock)

- Saw first action of the 2006-07 season against Wagner (11/20/06) and scored two points
- Walk on forward from Burke, Va.
- Appeared in nine games, averaging 0.3 points and 0.7 rebounds per game in 2005-06
- Notched a season-high two points in six minutes of action at Towson (12/3/05)
- Pulled down a season-high three rebounds in the season-opening victory over Maine (11/18/05)
- Played in 14 games and earned first career start against Hofstra (1/31/05) as a freshman
- Scored a career-high four points against Longwood (12/1/04)
- Pulled down four rebounds, including three offensive, at UNC Greensboro (12/20/04)

SINGLE-GAME HIGHS

POINTS
 Season 2 vs. Wagner (11/20/06)
 Career 4 vs. Longwood (12/1/04)

FIELD GOALS
 Season 1 vs. Wagner (11/20/06)
 Career 1, six times, most recently vs. Wagner (11/20/06)

FIELD GOAL ATTEMPTS
 Season 1 vs. Wagner (11/20/06)
 Career 3 at UNC Greensboro (12/20/04)

3-POINT FIELD GOALS
 Season None
 Career None

3-POINT FIELD GOAL ATTEMPTS
 Season None
 Career 1 at George Mason (1/29/05)

FREE THROWS
 Season None
 Career 2 vs. Longwood (12/1/04)

FREE THROW ATTEMPTS
 Season 1 vs. Wagner (11/20/06)
 Career 2 vs. Hofstra (2/20/06)

REBOUNDS
 Season None
 Career 4 at UNC Greensboro (12/20/04)

ASSISTS
 Season None
 Career 1, three times, most recently at Old Dominion (2/9/06)

STEALS
 Season None
 Career 1, three times, most recently vs. Hofstra (2/20/06)

BLOCKED SHOTS
 Season None
 Career 1 vs. Hofstra (2/20/06)

MINUTES
 Season 2 vs. Wagner (11/20/06)
 Career 18 at Hofstra (1/31/05)

STRATTON'S 2006-07 GAME-BY-GAME STATISTICS

Date	Opp	Min	FG-A	Pct	3FG-A	Pct	FT-A	Pct	O-D	Tot	PF	A	TO	B	S	Pts
N11	at Kansas St.						DNP									
N20	Wagner	2	1-1	1.000	0-0	.000	0-0	.000	1-0	1	0	0	0	0	0	2
N25	at Holy Cross						DNP									
N28	at Navy						DNP									
D1	Jacksonville St.						DNP									
D2	Cornell						DNP									
D5	Towson						DNP									
D8	North Florida	1	0-0	.000	0-0	.000	0-0	.000	0-0	0	0	0	0	0	0	0
D22	UMBC						DNP									
D28	Hampton						DNP									
D31	Richmond						DNP									
J3	at GMU															
J6	Northeastern															
J8	at Georgia St.															
J10	VCU															
J13	at Delaware															
J17	GMU															
J20	at Hofstra															
J24	at ODU															
J27	Georgia State															
J29	at VCU															
J31	JMU															
F3	UNCW															
F7	at JMU															
F10	at UNCW															
F14	Drexel															
F17	ESPN BracketBusters															
F21	at Drexel															
F24	ODU															

STRATTON'S CAREER STATISTICS

Season	G-GS	Min-Avg	FG-A	Pct	3FG-A	Pct	FT-A	Pct	OR-DR	Reb-Avg	PF-FO	A	TO	Blk	St	Pts-Avg
2004-05	14-1	82-5.9	5-9	.556	0-1	.000	2-2	1.000	7-7	14-1.0	6-0	2	5	0	1	12-0.9
2005-06	9-0	24-2.7	1-3	.333	0-0	.000	1-2	.500	2-4	6-0.7	1-0	1	1	1	2	3-0.3
2006-07	2-0	3-1.5	1-1	1.000	0-0	.000	0-0	.000	1-0	1-0.5	0-0	0	0	0	0	2-1.0
Career	25-1	109-4.4	7-13	.538	0-1	.000	3-4	.750	10-11	21-0.8	7-0	3	6	1	3	17-0.7

STRATTON'S CAA STATISTICS

Season	G-GS	Min-Avg	FG-A	Pct	3FG-A	Pct	FT-A	Pct	OR-DR	Reb-Avg	PF-FO	A	TO	Blk	St	Pts-Avg
2004-05	7-1	51-7.3	2-3	.667	0-1	.000	0-0	.000	2-3	5-0.7	6-0	0	2	0	1	4-0.6
2005-06	8-0	18-2.3	1-2	.500	0-0	.000	1-2	.500	0-3	3-0.4	1-0	1	1	1	2	3-0.4
2006-07	0-0	0-0.0	0-0	.000	0-0	.000	0-0	.000	0-0	0-0.0	0-0	0	0	0	0	0-0.0
Career	15-1	69-4.6	3-5	.600	0-1	.000	1-2	.500	2-6	8-0.5	7-0	1	3	1	3	7-0.5

SINGLE-GAME HIGHS

POINTS
 Season 9 vs. Wagner (11/20/06)
 Career 27 at VCU(2/23/05)

FIELD GOALS
 Season 4 at Holy Cross (11/25/06)
 Career 4 vs. Wagner (11/20/06)
 Career 10 at Hofstra (1/24/04)

FIELD GOAL ATTEMPTS
 Season 10 vs. Wagner (11/20/06)
 Career 18 at Northeastern (2/2/06)

3-POINT FIELD GOALS
 Season None
 Career None

3-POINT FIELD GOAL ATTEMPTS
 Season None
 Career None

FREE THROWS
 Season 1 vs. Jacksonville State (12/1/06)
 Career 1 vs. Wagner (11/20/06)
 Career 13 at VCU (2/23/05)

FREE THROW ATTEMPTS
 Season 2, three times, most recently
 Career vs. Jacksonville State (12/1/06)
 Career 17, Delaware (2/11/04)

REBOUNDS
 Season 6 at Holy Cross (11/25/06)
 Career 13, three times, most recently
 Career at Towson (2/26/05)

ASSISTS
 Season 1, four times, most recently
 Career vs. North Florida (12/8/06)
 Career 4 vs. Towson (2/18/04)
 Career 4 at Virginia (1/5/04)

STEALS
 Season 3 vs. Jacksonville State (12/1/06)
 Career 3, four times, most recently
 Career vs. Jacksonville State (12/1/06)

BLOCKED SHOTS
 Season 1 vs. Jacksonville State (12/1/06)
 Career 3 at UNC Greensboro (12/20/04)

MINUTES
 Season 26 at Holy Cross (11/25/06)
 Career 40 vs. George Mason (2/12/05)

45

COREY COFIELD

Sr. - F - 6-5 - 245 (Newton, Mass./Roxbury Latin)

- Moved into 23rd on the W&M career scoring list against Jacksonville State (12/1/06)
- Moved into 19th on the W&M career rebounds list with four against Cornell (12/2/06)
- Started his first game of the season against the Crusaders
- Topped W&M in rebounding and field-goal percentage for the second straight season in 2005-06 with 4.7 per contest and .554 (112-of-202), respectively
- His .554 field-goal percentage ranked sixth in school history, behind his .563 percentage of 2003-04
- Became the 14th player in W&M history to garner 1,000 points and 500 rebounds during his career
- Career field-goal percentage of .530 (357-of-674) ranks sixth in W&M history
- Notched his 12th career double-double with 19 points and 11 rebounds at Northeastern (2/2/06)
- A Third-Team All-CAA selection in 2003-04 and in 2004-05
- 2004 CAA Rookie of the Year
- Named MVP of the W&M Tip-Off Classic in 2004, and garnered CAA Player of the Week honors following the performance
- His .804 free throw percentage in 2004-05 ranked as the 17th-best in school history, while his 144 free throws during his sophomore season was the 10th-best total

COFIELD'S 2006-07 GAME-BY-GAME STATISTICS

Date	Opp	Min	FG-A	Pct	3FG-A	Pct	FT-A	Pct	O-D	Tot	PF	A	TO	B	S	Pts
N11	at Kansas St.	14	2-4	.500	0-0	.000	0-2	.000	0-0	0	0	1	1	0	0	4
N20	Wagner	13	4-10	.400	0-0	.000	1-2	.500	0-5	5	4	0	4	0	0	9
N25	at Holy Cross	16	4-8	.500	0-0	.000	0-0	.000	2-4	6	1	1	1	0	0	8
N28	at Navy	10	0-1	.000	0-0	.000	0-0	.000	1-2	3	0	0	3	0	0	0
D1	Jacksonville St.	12	2-6	.333	0-0	.000	1-2	.500	1-1	2	2	1	5	1	3	5
D2	Cornell	11	1-6	.167	0-0	.000	0-0	.000	1-3	4	2	0	1	0	1	2
D5	Towson	4	0-0	.000	0-0	.000	0-0	.000	1-0	1	0	0	0	0	0	0
D8	North Florida	4	0-1	.000	0-0	.000	0-0	.000	0-0	0	0	1	0	0	0	0
D22	UMBC								DNP							
D28	Hampton								DNP							
D31	Richmond															
J3	at GMU															
J6	Northeastern															
J8	at Georgia St.															
J10	VCU															
J13	at Delaware															
J17	GMU															
J20	at Hofstra															
J24	at ODU															
J27	Georgia State															
J29	at VCU															
J31	JMU															
F3	UNCW															
F7	at JMU															
F10	at UNCW															
F14	Drexel															
F17	ESPN BracketBusters															
F21	at Drexel															
F24	ODU															

* Games started

COFIELD'S CAREER STATISTICS

Season	G-GS	Min-Avg	FG-A	Pct	3FG-A	Pct	FT-A	Pct	OR-DR	Reb-Avg	PF-FO	A	TO	Blk	St	Pts-Avg
2003-04	28-21	782-27.9	126-224	.563	0-0	.000	118-186	.634	72-113	185-6.6	61-0	37	70	9	29	370-13.2
2004-05	29-27	833-28.7	119-248	.480	0-0	.000	144-179	.804	79-121	200-6.9	72-3	26	88	17	21	382-13.2
2005-06	28-15	625-22.3	112-202	.554	0-0	.000	63-92	.685	61-71	132-4.7	56-1	28	57	5	25	287-10.3
2006-07	8-2	94-11.8	13-36	.361	0-0	.000	2-6	.333	5-16	21-2.6	9-0	4	15	1	4	28-3.5
Career	93-65	2334-25.1	370-710	.521	0-0	.000	327-463	.706	216-318	538-5.8	197-4	95	230	32	79	1067-11.5

COFIELD'S CAA STATISTICS

Season	G-GS	Min-Avg	FG-A	Pct	3FG-A	Pct	FT-A	Pct	OR-DR	Reb-Avg	PF-FO	A	TO	Blk	St	Pts-Avg
2003-04	18-16	565-31.4	92-164	.561	0-0	.000	89-133	.669	49-86	135-7.5	40-0	24	54	7	20	273-15.2
2004-05	18-16	532-29.6	81-167	.485	0-0	.000	100-123	.813	55-74	129-7.2	44-1	18	61	9	17	262-14.6
2005-06	18-11	390-21.7	60-116	.517	0-0	.000	38-56	.679	36-39	75-4.2	29-0	19	30	3	20	158-8.8
2006-07	1-0	4-4.0	0-0	.000	0-0	.000	0-0	.000	1-0	1-1.0	0-0	0	0	0	0	0-0.0
Career	55-43	1491-27.1	233-447	.521	0-0	.000	227-312	.728	141-199	340-6.2	113-1	61	145	19	57	693-12.6



THE LAST TIME...

TEAM

Played AP No. 1 team: at #1 Duke, L - 97-61, 12/30/91
Defeated team ranked 2-10 by AP: vs. #2 North Carolina, 78-75, 12/7/77
Defeated A.P. top 25 on the road: at #8 West Virginia, 89-76, 3/3/61

W&M INDIVIDUALS

Had a triple-double: not since 1986-87
Had a double-double: Corey Cofield (19 pts., 11 rebs.) at Northeastern, 2/2/06
Had 30-plus points and 10-plus rebounds: Jeff Cohen (49 pts., 31 rebs.) vs. Richmond, 2/25/61
Four players in double figures: Nathan Mann (13), Adam Payton (10), Peter Stein (10) and David Schneider (10) vs. North Florida, 12/8/06
Five players in double figures: Brian Hutt (13), Corey Cofield (12), Calvin Baker (11), Laimis Kiselius (10) and Taylor Mokris (10) at James Madison 2/11/06
Six players in double figures: Todd Cauthorn (17 pts.), Thomas Roberts (14), Brendan Connor, Matt Verkey (13 each), Sean Duff (12), and David Cully (11) vs. Shenandoah, 12/22/92
Scored 30-39 points: Adam Hess (36) at Drexel, 2/7/04
Scored 40-49 points: Jeff Cohen (49) vs. Richmond, 2/25/61
Two or more players score 20-29 points in the same game: Nick D'Antoni (25) and Nathan Mann (25) vs. George Mason, 2/12/05
Perfect at FT line (10 att.): Adam Hess (12-12) vs. VCU, 1/18/03
Perfect beyond 3-point line (5 att.): Never
Had 15-19 Rebounds: Adam Hess (15) at VCU, 2/25/02
Had 10 or more assists: Nick D'Antoni (11) at George Mason, 1/31/04
Had 6 or more steals: Adam Hess (6) at George Mason, 1/31/04
Had 5 or more blocked shots: David Cully (10) vs. George Mason, 2/26/96

OPPONENT INDIVIDUALS

Had a triple-double: Michael Anderson (10 pts., 11 rebs., 10 assts.), Drexel, 11/30/85
Had a double-double: Akeem Wright (10 pts, 13 reb.), Kansas State, 11/11/06
Four players in double figures: Keith Simmons (18 pts.), Tim Clifford (13) Torey Thomas (10), Pat Dorghety (10), Holy Cross, 11/25/06
Five players in double figures: Jose Juan Barea (17 pts.), Shawn James, Adrian Martinez (13), Bennett Davis, Aaron Davis (11), Northeastern, 2/2/06
Six players in double figures: Vic Hamilton (24), Jonathan Kerner (16), Deron Rippey (14), Tim Basham (11), Othello Meadows (11), and Tony Parham (11), East Carolina, 2/14/96
Scored 30-39 points: Nick George (36 pts.), VCU, 2/23/05
Scored 40-49 points: Anton Gill (40 pts.), East Carolina, 1/19/94
Two or more players score 20-29 points in the same game: Jerrell Dinkins (22), John Zito (20), UMBC, 12/17/05

Perfect at FT line (10 att.): Bill Mayew (14-14), UNCW, 1/29/97
Had 15-19 Rebounds: Rick Edwards and Eric Poole (15 Rebs.), Richmond, 2/8/97
Had 10 or more assists: Torey Thomas (10), Holy Cross, 11/19/05
Had 6 or more steals: Keith Simmons (7), Holy Cross, 11/25/06
Had 5 or more blocked shots: Shawn James (8), Northeastern, 2/2/06

W&M FIELD GOAL SHOOTING

Shot 50 percent or better: .512 vs. Hampton, 12/28/06
Shot 60 percent or better: .633 vs. Georgia State, 2/4/06
Shot 70 percent or better: .746 vs. Virginia Wesleyan, 2/1/84
Made 30-39 field goals: 32 vs. Wagner, 11/20/06
Made 40-49 field goals: 43 vs. George Mason, 2/27/95
Made 50 or more field goals: not since 1986-87
Attempted 60-69 field goals: 64 vs. Wagner, 11/20/06
Attempted 70-79 field goals: 72 at Northeastern, 2/2/06
Attempted 80-89 field goals: 84 vs. George Mason, 2/12/05
Attempted 90 or more field goals: not since 1986-87

OPPONENT FIELD GOAL SHOOTING

Shot 50 percent or better: .531, Towson, 12/5/06
Shot 60 percent or better: .614, Navy, 11/28/06
Shot 70 percent or better: .705, Navy, 3/8/85
Made 30-39 field goals: 32, Hofstra, 2/20/06
Made 40-49 field goals: 40, George Mason, 2/27/95
Made 50 or more field goals: not since 1986-87
Attempted 60-69 field goals: 62, Jacksonville State, 12/1/06
Attempted 70-79 field goals: 71, Old Dominion, 2/9/06
Attempted 80-89 field goals: 80, Kansas State, 11/11/06
Attempted 90 or more field goals: 94, George Mason, 2/27/95

W&M THREE-POINT SHOOTING

Shot 50 percent or better: .500 vs. UNC-Greensboro, 12/21/05
Shot 60 percent or better: .750 vs. Old Dominion, 2/16/01
Shot 70-79 percent: .750 vs. Old Dominion, 2/17/01
Made 10-14 3-point field goals: 13 vs. George Mason, 2/12/05
Made 15 or more 3-pt. field goals: 16 vs. George Mason, 1/24/96
Attempted 20-29 3-point field goals: 20 vs. Hampton, 12/28/06
Attempted 30-39 3-point field goals: 34 at Radford, 11/24/03

OPPONENT THREE-POINT SHOOTING

Shot 50 percent or better: .643 at Navy, 11/28/06
Shot 60 percent or better: .643 at Navy, 11/28/06
Shot 70-79 percent: .750 vs. Richmond, 11/30/88
Shot 80 percent or better: .800 vs. Wake Forest, 2/4/91
Made 10-14 3-point field goals: 10 vs. James Madison, 1/28/06
Made 15 or more 3-point field goals: 17 at VCU, 2/19/03
Attempted 20-29 3-point field goals: 20 vs. Hampton, 12/28/06
Attempted 30-39 3-point field goals: 31 vs. Wagner, 11/20/06



THE LAST TIME...

W&M FREE THROW SHOOTING

Shot 80 percent or better: .955 (21-22) vs. UMBC, 12/22/06
Shot 90 percent or better: .955 (21-22) vs. UMBC, 12/22/06
Shot 100 percent: 1.000 (13-13) at Drexel, 2/7/04
Made 20-29 free throws: 21 vs. Hampton, 12/28/06
Made 30-39 free throws: 32 vs. Hartford, 11/19/04
Made 40 or more free throws: not since 1964
Attempted 10 or fewer free throws: 10 vs. Hofstra, 2/20/06
Attempted 30-39 free throws: 33 vs. Jacksonville State, 12/1/06
Attempted 40-49 free throws: 41 vs. Hartford, 11/19/04
Attempted 50-59 free throws: not since 1986-87
Attempted 60 or more free throws: not since 1964

OPPONENT FREE THROW SHOOTING

Shot 80 percent or better: .867 (13-15), vs. UMBC, 12/22/06
Shot 90 percent or better: .923 vs. Delaware, 2/15/06
Shot 100 percent: 1.000 at George Mason, 1/26/06
Made 20-29 free throws: 21 vs. VCU, 2/25/06
Made 30-39 free throws: 32 at George Mason, 1/3/02
Made 40 or more free throws: not since 1964
Attempted 10 or fewer free throws: 8 vs. North Florida, 12/8/06
Attempted 30-39 free throws: 31 vs. Hampton, 12/28/06
Attempted 40-49 free throws: 42 at George Mason, 1/3/02
Attempted 50-59 free throws: not since 1986-87
Attempted 60 or more free throws: not since 1964

W&M SCORING

Scored 80 or more points: 90 vs. Georgia State, 2/4/06
Scored 90 or more points: 90 vs. Georgia State, 2/4/06
Scored 100 or more points: 101 vs. Elon, 12/22/98
Scored 110 or more points: 116 vs. George Mason, 2/27/94

OPPONENT SCORING

Scored 80 or more points: 82 vs. Hofstra, 2/20/06
Scored 90 or more points: 91 at VCU, 2/23/05
Scored 100 or more points: 104 vs. George Mason, 2/12/05
Scored 110 or more points: 127 at Virginia Tech, 1/29/73

W&M REBOUNDING

Had 40 or more rebounds: 47 vs. Jacksonville State, 12/1/06
Had 50 or more rebounds: 51 vs. Maine, 11/18/06
Had 60 or more rebounds: 67 vs. Marymount, 11/29/95

OPPONENT REBOUNDING

Had 40 or more rebounds: 40 at Old Dominion, 2/9/06
Had 50 or more rebounds: 59 at Kansas State, 11/11/06
Had 60 or more rebounds: 60 at VMI, 2/10/65

W&M ASSISTS

Had 20 or more assists: 25 vs. Georgia State, 2/4/06
Had 30 or more assists: 33 vs. George Mason, 2/27/95

OPPONENT ASSISTS

Had 20 or more assists: 20 at Navy, 11/28/06
Had 30 or more assists: not since 1964

W&M BLOCKED SHOTS

Had 10 or more blocked shots: 17 vs. George Mason, 2/26/96

OPPONENT BLOCKED SHOTS

Had 10 or more blocked shots: 13 vs. Drexel, 1/5/06

W&M STEALS

Had 10 or more steals: 12 vs. North Florida, 12/8/06
Had 15 or more steals: 19 at Virginia Tech, 12/23/03

OPPONENT STEALS

Had 10 or more steals: 11 vs. Hampton, 12/28/06
Had 15 or more steals: 19 at Towson, 12/3/05

MISCELLANEOUS

Two W&M PLAYERS HAD A DOUBLE-DOUBLE IN THE SAME GAME:

Adam Hess (23 pts., 10 rebs.) and Zeb Cope (11 pts., 11 rebs.) vs. Towson, 3/5/04

W&M PLAYER LED THE TEAM IN POINTS, REBOUNDS AND ASSISTS IN THE SAME GAME:

Adam Trumbower (12 points, 6 rebounds, 4 assists) at Navy, 11/28/06

W&M PLAYED 2OT:

vs. George Mason, 2/12/05 (L, 104-99)

W&M PLAYED 3OT:

vs. Virginia Tech, 1/21/81 (W 48-46)

W&M PLAYED 4OT:

Never

W&M SHOT 70 PERCENT FROM THE FLOOR IN A HALF:

.739 (2nd Half) vs. Georgia State, 2/4/06

W&M SHOT 60 PERCENT FROM THE FLOOR IN A HALF:

.600 (12-of-20) (2nd half) vs. Hampton, 12/28/06

W&M Shot less than 30 percent from the floor in a half:

.250 (1st Half) at Georgia State, 1/14/06

W&M OVERCAME A DEFICIT IN THE FINAL FIVE MINUTES TO WIN A GAME:

Overcame 59-46 deficit to win 73-68 in OT vs. Cornell, 12/2/06

W&M OVERCAME A HALFTIME DEFICIT IN TWO CONSECUTIVE GAMES:

Overcame 27-28 deficit to win 59-58 (Davidson, A, 11/27/90)
Overcame 33-34 deficit to win 73-71 (Army, H, 11/29/90)



**GAME 1
KANSAS STATE 70, W&M 60
NOVEMBER 11, 2006**

W&M	tot-fg		3-pt		ft	rebounds			pf	tp	a	to	blk	s	min	
	fg	fga	fg	fga		fta	of	de								tot
13 Kisielius f	5	7	3	3	3	4	1	1	2	3	16	2	3	0	1	35
15 Stein f	2	4	0	0	0	0	3	3	6	4	4	2	2	0	0	20
02 Schneider g	5	14	3	9	5	7	1	8	9	4	18	7	5	0	4	38
11 Mann g	2	6	1	5	0	0	1	0	1	5	5	1	1	0	1	20
24 Payton g	2	8	0	2	1	1	1	2	3	1	5	2	3	0	0	29
00 Hess	1	3	0	0	1	4	1	2	3	3	3	0	1	1	0	11
03 Trumbower	0	0	0	0	0	0	0	1	1	0	0	0	0	1	0	2
04 Smith	1	4	0	0	0	0	1	2	3	2	2	0	0	0	0	13
20 Carrabine	0	0	0	0	0	0	0	0	0	0	0	0	0	0	0	3
22 Sumner	0	1	0	1	0	0	0	0	0	1	0	0	1	0	0	6
23 Darnell	1	2	1	1	0	0	0	3	3	1	3	1	1	0	0	9
45 Cofield	2	4	0	0	0	2	0	0	0	0	4	1	1	0	0	14
Team							1	5	6							
Totals	21	53	8	21	10	18	10	27	37	24	60	16	19	1	6	200

TOTAL FG% 1st Half: 10-25 40.0% 2nd Half: 11-28 39.3% Game: 39.6%
 3-Pt. FG% 1st Half: 4-9 44.4% 2nd Half: 4-12 33.3% Game: 38.1%
 F Throw % 1st Half: 3-5 60.0% 2nd Half: 7-13 53.8% Game: 55.6%

Kansas State	tot-fg		3-pt		ft	rebounds			pf	tp	a	to	blk	s	min	
	fg	fga	fg	fga		fta	of	de								tot
20 Martin f	2	9	0	2	1	2	3	1	4	4	5	0	1	0	0	12
50 Colon f	1	2	0	0	2	2	3	4	7	3	4	1	0	0	0	20
02 Young g	4	13	1	5	2	4	1	2	3	4	11	5	4	1	2	25
03 Harris g	8	19	3	9	3	4	3	4	7	0	22	1	1	2	2	34
15 Hoskins g	4	15	1	7	6	9	5	2	7	2	15	2	1	0	1	30
05 Stewart	1	9	0	3	0	0	1	1	2	1	2	4	1	0	2	20
14 Afeli	0	1	0	0	0	0	2	1	3	1	0	0	0	0	0	5
31 Merriewether	0	0	0	0	0	0	0	0	0	0	0	0	0	0	0	0+
34 Wright	4	11	1	3	1	2	5	8	13	2	10	3	1	1	1	34
55 Bennett	0	1	0	0	1	4	2	1	3	1	1	0	0	1	4	20
TEAM							7	3	10							
Totals	24	80	6	29	16	27	32	27	59	18	70	16	9	8	8	200

TOTAL FG% 1st Half: 13-44 29.5% 2nd Half: 11-36 30.6% Game: 30.0%
 3-Pt. FG% 1st Half: 3-15 20.0% 2nd Half: 3-14 21.4% Game: 20.7%
 F Throw % 1st Half: 5-9 55.6% 2nd Half: 11-18 61.1% Game: 59.3%

Officials: Steve Olson, Brad Ferrie, John Moore
 Technical fouls: William & Mary-None. Kansas State-None.
 Attendance: 11390

Score by Periods	1st	2nd	Total
William & Mary	27	33	60
Kansas State	34	36	70

**GAME 3
HOLY CROSS 66, W&M 57
NOVEMBER 25, 2006**

W&M	tot-fg		3-pt		ft	rebounds			pf	tp	a	to	blk	s	min	
	fg	fga	fg	fga		fta	of	de								tot
45 Cofield f	4	8	0	0	0	0	2	4	6	1	8	1	1	0	0	26
13 Kisielius f	4	10	2	4	0	0	1	2	3	1	10	1	5	1	0	30
24 Payton g	5	14	1	4	4	5	2	3	5	3	15	3	1	0	1	36
02 Schneider g	1	7	0	4	2	4	0	1	1	4	4	1	1	0	3	29
11 Mann g	5	9	2	5	0	1	0	6	6	3	12	4	0	0	0	27
03 Trumbower	0	0	0	0	0	0	0	1	1	1	0	1	0	0	0	4
04 Smith	1	2	0	0	1	1	0	2	2	5	3	0	1	1	0	11
15 Stein	1	1	0	0	1	2	0	0	0	2	3	0	4	0	0	18
20 Carrabine	0	0	0	0	0	0	0	0	0	0	0	0	0	0	0	2
22 Sumner	1	4	0	0	0	1	2	2	4	0	2	0	2	0	0	14
23 Darnell	0	1	0	0	0	0	0	0	0	0	0	0	0	0	0	3
TEAM							3	1	4							
Totals	22	56	5	17	8	14	10	22	32	20	57	11	15	2	4	200

TOTAL FG% 1st Half: 9-24 37.5% 2nd Half: 13-32 40.6% Game: 39.3%
 3-Pt. FG% 1st Half: 2-9 22.2% 2nd Half: 3-8 37.5% Game: 29.4%
 F Throw % 1st Half: 6-9 66.7% 2nd Half: 2-5 40.0% Game: 57.1%

Holy Cross	tot-fg		3-pt		ft	rebounds			pf	tp	a	to	blk	s	min	
	fg	fga	fg	fga		fta	of	de								tot
21 Vander Baan, f	1	8	0	3	0	0	4	5	9	4	2	1	0	0	0	28
33 Cunningham f	2	4	2	4	0	0	0	2	2	0	6	0	0	0	0	16
00 Clifford c	4	12	0	2	5	6	5	1	6	4	13	1	4	2	0	31
01 Thomas g	2	9	1	4	5	5	1	3	4	2	10	4	3	0	2	32
10 Simmons g	5	12	1	6	5	9	2	6	8	4	16	2	1	2	7	30
02 Cruz	0	0	0	0	0	0	1	0	1	1	0	0	0	0	0	3
03 Dixon	1	3	1	3	0	0	0	1	1	1	1	3	0	0	0	6
20 Doherty	4	8	0	3	2	3	0	5	5	2	10	5	1	0	2	32
43 McCarthy	0	0	0	0	0	0	0	1	1	0	0	0	3	1	0	5
53 Meister	3	4	0	0	0	0	1	1	2	0	6	1	0	0	1	17
TEAM							3	1	4							
Totals	22	60	5	25	17	23	17	26	43	18	66	14	13	5	12	200

TOTAL FG% 1st Half: 13-25 52.0% 2nd Half: 9-35 25.7% Game: 36.7%
 3-Pt. FG% 1st Half: 4-14 28.6% 2nd Half: 1-11 9.1% Game: 20.0%
 F Throw % 1st Half: 4-6 66.7% 2nd Half: 13-17 76.5% Game: 73.9%

Officials: Don McEvoy, Kevin Hart, Joe Pescitelli
 Technical fouls: William & Mary-None. Holy Cross-None.
 Attendance: 2103

Score by Periods	1st	2nd	Total
William & Mary	26	31	57
Holy Cross	34	32	66

**GAME 2
W&M 77, WAGNER 53
NOVEMBER 20, 2006**

Wagner	tot-fg		3-pt		ft	rebounds			pf	tp	a	to	blk	s	min	
	fg	fga	fg	fga		fta	of	de								tot
15 Ulrich f	1	2	0	1	1	3	0	5	5	5	3	0	1	0	0	19
20 Smith f	1	5	1	2	1	2	2	3	5	3	4	2	3	0	1	27
34 Radford f	3	6	0	0	1	5	5	0	5	2	7	0	1	0	1	15
23 Porter g	3	9	2	7	2	6	1	5	6	2	10	6	9	1	1	34
33 Drummond g	3	5	0	1	0	0	2	4	6	0	6	1	3	0	0	23
04 Vitale	3	7	2	6	1	1	0	3	3	2	9	1	0	0	0	28
05 Mundweiler	3	13	3	11	2	2	0	1	1	2	11	0	2	0	0	29
11 Duty	0	1	0	1	0	0	0	1	1	0	0	0	0	0	0	7
31 Callahan	0	1	0	0	0	0	0	0	0	0	0	0	0	0	0	1
51 Nielsen	0	2	0	2	3	4	0	0	0	1	3	0	0	0	0	12
55 Orock	0	1	0	0	0	0	0	1	1	0	0	0	0	0	0	5
TEAM							1	4	5							
Totals	17	52	8	31	11	23	11	27	38	17	53	10	19	1	3	200

TOTAL FG% 1st Half: 7-22 31.8% 2nd Half: 10-30 33.3% Game: 32.7%
 3-Pt. FG% 1st Half: 3-14 21.4% 2nd Half: 5-17 29.4% Game: 25.8%
 F Throw % 1st Half: 3-10 30.0% 2nd Half: 8-13 61.5% Game: 47.8%

W&M	tot-fg		3-pt		ft	rebounds			pf	tp	a	to	blk	s	min	
	fg	fga	fg	fga		fta	of	de								tot
13 Kisielius f	8	12	2	4	0	1	0	2	2	4	18	1	3	0	3	28
15 Stein f	1	1	0	0	0	0	0	0	0	4	2	1	1	0	0	7
02 Schneider g	2	3	1	2	3	4	0	2	2	3	8	6	1	0	1	25
11 Mann g	0	6	0	3	0	0	0	3	3	0	0	1	0	1	1	23
24 Payton g	4	6	1	3	0	0	1	7	8	1	9	2	1	0	2	21
00 Hess	1	3	0	0	0	0	0	3	3	2	2	0	1	1	0	8
03 Trumbower	1	2	0	1	0	0	0	1	1	2	2	1	1	0	0	16
04 Smith	1	4	0	0	0	1	1	4	5	3	2	0	0	1	0	12
12 Barnett	0	0	0	0	0	1	0	1	1	1	0	0	0	1	0	2
20 Carrabine	1	1	0	0	2	3	0	1	1	0	4	0	0	0	0	12
22 Sumner	5	10	2	5	0	0	3	0	3	0	12	1	0	0	1	16
23 Darnell	3	5	1	1	0	0	3	2	5	1	7	3	1	0	0	15
25 Stratton	1	1	0	0	0	0	1	0	1	0	2	0	0	0	0	2
45 Cofield	4	10	0	0	1	2	0	5	5	4	9	0	4	0	0	13
TEAM							1	1	2							
Totals	32	64	7	19	6	12	10	32	42	25	77	16	13	4	8	200

TOTAL FG% 1st Half: 13-29 44.8% 2nd Half: 19-35 54.3% Game: 50.0%
 3-Pt. FG% 1st Half: 4-11 36.4% 2nd Half: 3-8 37.5% Game: 36.8%
 F Throw % 1st Half: 1-4 25.0% 2nd Half: 5-8 62.5% Game: 50.0%

Officials: Harold Harris, Jr., George Harry, Ray Perone
 Technical fouls: Wagner-Ulrich, James. William and Mary-None.
 Attendance: 3197

Score by Periods	1st	2nd	Total
Wagner	20	33	53
William & Mary	31		



GAME 5
W&M 59, JACKSONVILLE STATE 56
DECEMBER 1, 2006

	tot-fg		3-pt		ft	rebounds			pf	tp	a	to	blk	s	min	
	fg	fga	fg	fga		fta	of	de								tot
21 Bradley f	4	9	0	1	1	2	0	3	3	5	9	1	6	0	4	28
30 Brown f	7	13	0	0	1	4	2	5	7	5	15	1	5	2	0	27
13 Ginn g	3	6	2	4	0	0	0	0	0	3	8	3	5	0	4	36
14 Smith g	2	6	0	3	0	0	0	0	0	2	4	0	0	0	2	11
30 Adams g	7	17	0	6	0	0	2	7	9	3	14	1	0	0	2	30
01 Thomas	0	3	0	3	0	0	0	0	0	0	0	1	0	0	0	4
05 Bray	0	1	0	1	0	0	0	0	0	0	0	4	3	0	0	18
15 Crow	1	3	0	0	1	2	3	1	4	2	3	0	0	1	0	14
22 Mbdoji	0	1	0	0	0	0	0	3	3	1	0	0	0	1	0	8
23 Shellwood	1	3	1	1	0	0	1	0	1	4	3	1	0	0	2	24
TEAM						1	2	3								
Totals	25	62	3	19	3	8	9	21	30	25	56	12	19	4	14	200

TOTAL FG% 1st Half: 9-28 32.1% 2nd Half: 16-34 47.1% Game: 40.3%
 3-Pt. FG% 1st Half: 1-9 11.1% 2nd Half: 2-10 20.0% Game: 15.8%
 F Throw % 1st Half: 1-4 25.0% 2nd Half: 2-4 50.0% Game: 37.5%

	tot-fg		3-pt		ft	rebounds			pf	tp	a	to	blk	s	min	
	fg	fga	fg	fga		fta	of	de								tot
04 Smith f	1	3	0	0	0	0	2	1	3	0	2	0	2	0	0	17
23 Darnell f	0	3	0	0	0	2	0	5	5	2	0	1	3	0	0	16
11 Mann g	4	8	0	3	0	0	0	5	5	2	8	2	4	0	1	28
13 Kisielius g	5	6	1	2	9	12	3	3	6	0	20	1	6	0	1	31
20 Carrabine g	1	5	0	3	0	0	0	2	2	0	2	1	0	0	0	14
00 Hess	0	1	0	0	0	1	0	1	1	1	0	0	0	0	0	6
03 Trumbower	0	2	0	1	2	2	1	4	5	2	2	1	1	0	1	20
15 Stein	1	1	0	0	0	2	2	4	6	1	2	4	3	0	0	20
22 Sumner	0	4	0	0	0	6	2	0	2	0	0	0	0	1	1	10
24 Payton	6	10	1	2	5	6	2	3	5	1	18	0	4	0	2	26
45 Cofield	2	6	0	0	1	2	1	1	2	2	5	1	5	1	3	12
Team						4	1	5								
Totals	20	49	2	11	17	33	17	30	47	11	59	11	28	2	9	200

TOTAL FG% 1st Half: 11-25 44.0% 2nd Half: 9-24 37.5% Game: 40.8%
 3-Pt. FG% 1st Half: 2-7 28.6% 2nd Half: 0-4 0.0% Game: 18.2%
 F Throw % 1st Half: 3-7 42.9% 2nd Half: 14-26 53.8% Game: 51.5%

Officials: Alvin Scott, Scott Smith, Shawn Carpenter
 Technical fouls: Jacksonville State-None. William and Mary-None.
 Attendance: 2684

Score by Periods	1st	2nd	Total
Jacksonville State	20	36	56
William and Mary	27	32	59

GAME 7
TOWSON 73, W&M 60
DECEMBER 5, 2006

	tot-fg		3-pt		ft	rebounds			pf	tp	a	to	blk	s	min	
	fg	fga	fg	fga		fta	of	de								tot
22 Abraham f	5	10	0	2	4	5	2	6	8	2	14	0	2	0	1	37
25 Tubbs f	3	5	0	0	1	2	3	4	7	2	7	2	2	0	0	28
33 Pease f	2	3	0	1	0	0	0	2	2	2	4	0	1	0	1	16
01 Williams g	2	3	0	1	0	0	0	2	2	2	4	3	2	0	0	21
14 Neal g	8	16	4	11	6	7	0	5	5	2	26	7	3	0	0	34
03 Crossin	0	3	0	3	4	4	0	3	3	0	4	2	2	0	1	23
04 Coleman	4	6	1	2	1	2	0	2	2	0	10	2	1	0	3	15
12 Breaux	1	1	0	0	0	0	0	1	1	2	2	0	0	1	1	14
20 Spruill	1	2	0	0	0	0	0	3	3	2	2	1	0	0	0	12
TEAM						1	3	4								
Totals	26	49	5	20	16	20	6	31	37	14	73	17	13	1	7	200

TOTAL FG% 1st Half: 15-27 55.6% 2nd Half: 11-22 50.0% Game: 53.1%
 3-Pt. FG% 1st Half: 4-10 40.0% 2nd Half: 1-10 10.0% Game: 25.0%
 F Throw % 1st Half: 8-11 72.7% 2nd Half: 8-9 88.9% Game: 80.0%

	tot-fg		3-pt		ft	rebounds			pf	tp	a	to	blk	s	min	
	fg	fga	fg	fga		fta	of	de								tot
04 Smith f	0	1	0	0	0	0	0	2	2	0	0	0	0	0	0	10
13 Kisielius f	0	6	0	3	0	0	0	0	0	0	4	1	0	0	0	29
03 Trumbower g	0	2	0	1	2	2	1	3	4	2	2	3	1	0	0	20
11 Mann g	1	8	0	6	4	4	0	0	0	1	6	2	0	0	2	24
20 Carrabine g	3	6	3	6	1	2	0	2	2	2	10	0	0	0	0	16
00 Hess	0	0	0	0	0	0	0	1	1	1	1	0	0	0	0	6
02 Schneider	5	9	4	8	4	5	0	2	2	3	18	2	1	0	1	28
15 Stein	3	4	0	0	0	1	1	3	4	3	6	4	2	0	0	28
22 Sumner	0	2	0	1	0	0	0	1	1	0	0	1	0	0	0	3
23 Darnell	0	0	0	0	2	2	1	2	3	2	2	0	2	0	0	4
24 Payton	7	16	1	4	1	2	1	4	4	5	16	0	1	0	1	28
45 Cofield	0	0	0	0	0	0	1	0	1	0	0	0	0	0	0	4
Team						1	1	2								
Totals	19	54	8	29	14	18	5	21	26	19	60	16	8	0	4	200

TOTAL FG% 1st Half: 8-25 32.0% 2nd Half: 11-29 37.9% Game: 35.2%
 3-Pt. FG% 1st Half: 3-11 27.3% 2nd Half: 5-18 27.8% Game: 27.6%
 F Throw % 1st Half: 6-9 66.7% 2nd Half: 8-9 88.9% Game: 77.8%

Officials: Steve Gordon, Sean Casady, Raymond Styons
 Technical fouls: Towson-None. William and Mary-None.
 Attendance: 2073

Score by Periods	1st	2nd	Total
Towson	42	31	73
William and Mary	25	35	60

GAME 6
W&M 73, CORNELL 68
DECEMBER 2, 2006

	tot-fg		3-pt		ft	rebounds			pf	tp	a	to	blk	s	min	
	fg	fga	fg	fga		fta	of	de								tot
20 Wittman f	6	14	4	9	0	0	0	2	2	2	16	3	3	0	1	44
42 Naeve f	4	8	0	0	3	5	2	6	8	5	11	2	4	4	0	29
03 Dow g	1	4	0	2	0	0	0	1	1	0	2	5	3	0	3	32
05 Battle g	7	10	1	2	6	6	1	3	4	2	21	2	2	0	0	41
12 Dale g	4	10	1	3	0	0	1	2	3	5	9	4	2	0	0	24
01 Inekweazu	0	0	0	0	0	0	1	1	3	0	0	0	0	0	0	3
11 App	1	3	1	2	0	0	0	0	0	0	3	0	0	0	0	17
22 Mullen	1	1	0	0	0	0	0	0	0	1	2	0	0	0	1	7
33 Tyler	0	0	0	0	0	0	0	1	1	2	0	0	0	0	0	5
34 Kreefer	2	3	0	1	0	0	1	2	3	3	4	1	1	0	0	22
40 Reynolds	0	0	0	0	0	0	0	0	0	1	0	0	1	0	0	1
TEAM						2	4	6								
Totals	26	53	7	19	9	11	7	22	29	24	68	17	16	4	5	225

TOTAL FG% 1st Half: 12-26 46.2% 2nd Half: 11-19 57.9% Game: 49.1%
 3-Pt. FG% 1st Half: 4-10 40.0% 2nd Half: 3-7 42.9% Game: 36.8%
 F Throw % 1st Half: 2-3 66.7% 2nd Half: 7-8 87.5% Game: 81.8%

	tot-fg		3-pt		ft	rebounds			pf	tp	a	to	blk	s	min	
	fg	fga	fg	fga		fta	of	de								tot
15 Stein f	1	1	0	0	0	3	3	1	4	2	2	2	1	0	30	
22 Sumner f	1	4	0	2	0	0	0	0	0	2	0	1	0	0	10	
45 Cofield f	1	6	0	0	0	0	1	3	4	2	2	0	1	0	1	11
03 Trumbower g	2	4	1	3	2	2	0	2	2	3	7	5	1	0	0	27
24 Payton g	1	5	0	1	8	10	1	1	2	0	10	1	3	0	3	34
00 Hess	0	0	0	0	0	0	0	0	0	0	0	0	0	0	0	3
04 Smith	3	6	0	0	0	2	1	1	2	1	6	0	2	0	1	16
11 Mann	5	13	4	10	1	2	0	4	4	2	15	1	0	0	0	29
13 Kisielius	7	12	3	6	4	4	3	3	6	2	21	4	1	0	1	35
20 Carrabine	2	3	1	2	0	0	1	0	1	1	5	0	0	0	0	13
23 Darnell	1	2	0	0	1	1	0	1	1	2	3	3	2	2	1	17
Team						4	3	7								
Totals	24	56	9	24	16	24	14	19	33	15	73	16	13	3	7	225

TOTAL FG% 1st Half: 10-23 43.5% 2nd Half: 11-28 39.3% Game: 42.9%
 3-Pt. FG% 1st Half: 4-10 40.0% 2nd Half: 5-13 38.5% Game: 37.5%
 F Throw % 1st Half: 1-2 50.0% 2nd Half: 10-16 62.5% Game: 66.7%

Officials: Alvin Cox, Scott Smith, Shawn Carpenter
 Technical fouls: Cornell-None. William and Mary-None.
 Attendance: 2118

Score by Periods	1st	2nd	OT	Total
Cornell	30	32	6	68
William and Mary	25	37	11	73

GAME 8
W&M 61, NORTH FLORIDA 44
DECEMBER 8, 2006

	tot-fg		3-pt		ft	rebounds			pf	tp	a	to	blk	s	min	
	fg	fga	fg	fga		fta	of	de								tot
23 Williams f	4	10	0	1	1	4	2	5	7	3	9	3	5	2	0	40
24 Cham f	1															



**GAME 9
W&M 70, UMBC 58
DECEMBER 22, 2006**

UMBC	tot-fg		3-pt		ft	fta	rebounds			pf	tp	a	to	blk	s	min
	fg	fga	fg	fga			of	de	tot							
30 Fry f	0	1	0	0	0	0	0	1	1	2	0	0	0	0	20	
44 Housman f	3	5	0	0	3	4	2	4	6	3	9	2	1	0	35	
02 Greene g	1	5	0	4	0	0	0	0	0	1	2	0	1	0	25	
12 Pugh g	3	7	1	4	6	6	2	3	5	1	13	4	3	0	40	
23 Young 6	9	0	1	2	2	0	3	3	2	14	0	4	0	0	37	
05 Seaborn	0	1	0	0	2	3	0	0	0	1	2	0	0	0	2	
21 Spadafora	1	3	0	1	0	0	0	0	0	1	2	0	0	0	15	
24 Hodges	7	14	2	4	0	0	1	3	4	4	16	0	1	0	36	
40 Eshietedoho	0	0	0	0	0	0	0	0	0	0	0	1	0	0	0+	
TEAM							2	3	5			1				
Totals	21	45	3	14	13	15	7	17	24	15	58	6	12	0	5	200

TOTAL FG% 1st Half: 7-18 38.9% 2nd Half: 14-27 51.9% Game: 46.7%
 3-Pt. FG% 1st Half: 2-5 40.0% 2nd Half: 1-9 11.1% Game: 21.4%
 F Throw % 1st Half: 9-11 81.8% 2nd Half: 4-4 100% Game: 86.7%

W&M	tot-fg		3-pt		ft	fta	rebounds			pf	tp	a	to	blk	s	min
	fg	fga	fg	fga			of	de	tot							
13 Kisielius f	5	7	2	3	7	8	2	1	3	1	19	2	2	2	1	34
15 Stein f	2	5	0	0	0	0	0	2	2	3	4	0	0	0	1	19
02 Schneider g	3	8	3	6	2	2	0	1	1	1	11	2	1	0	0	34
11 Mann g	1	4	0	2	3	3	0	0	0	1	5	2	2	0	0	26
24 Payton g	1	2	1	1	4	4	0	4	4	1	7	4	1	0	0	32
00 Hess	1	1	0	0	2	2	0	0	0	2	4	1	0	0	0	6
03 Trumbower	2	2	0	0	2	2	0	0	0	0	6	0	1	0	0	9
04 Smith	4	8	0	0	1	1	1	4	5	2	9	0	2	0	0	15
20 Carrabine	2	5	1	3	0	0	0	4	4	1	5	0	0	0	1	13
23 Darnell	0	0	0	0	0	0	0	0	0	1	0	0	0	0	0	12
TEAM							2	2	4							
Totals	21	42	7	15	21	22	5	18	23	13	70	11	9	2	3	200

TOTAL FG% 1st Half: 14-21 66.7% 2nd Half: 7-21 33.3% Game: 50.0%
 3-Pt. FG% 1st Half: 7-12 58.3% 2nd Half: 0-3 0.0% Game: 46.7%
 F Throw % 1st Half: 7-7 100% 2nd Half: 14-15 93.3% Game: 95.5%

Officials: Sean Casady, Kyle Neve, Matt Oblas
 Technical fouls: UMBC-None. William and Mary-None.
 Attendance: 1421

Score by Periods	1st	2nd	Total
UMBC	25	33	58
William and Mary	42	28	70

**GAME 10
W&M 72, HAMPTON 67
DECEMBER 28, 2006**

Hampton	tot-fg		3-pt		ft	fta	rebounds			pf	tp	a	to	blk	s	min
	fg	fga	fg	fga			of	de	tot							
01 Pilgrim f	5	10	1	4	1	2	5	4	9	5	12	0	8	0	1	24
21 Freeman f	3	7	0	1	4	8	2	2	4	2	10	0	2	0	0	38
50 Clark f	0	2	0	2	2	3	1	1	2	2	2	0	2	0	0	16
02 Simpson g	2	5	2	3	0	0	0	0	0	1	6	0	0	0	0	21
03 West g	8	16	2	6	10	12	0	0	3	3	28	1	4	0	5	34
12 Smalling	0	0	0	0	0	0	2	1	3	4	0	1	0	0	1	11
14 Mattox	0	0	0	0	0	0	1	1	2	1	0	0	1	0	2	15
15 Woodard	2	2	0	0	2	4	1	1	2	2	6	0	1	0	0	22
32 Ntoko	1	4	1	4	0	0	0	0	0	1	3	1	0	0	0	7
33 Pehoua	0	1	0	0	0	0	2	0	2	1	0	1	0	0	1	9
34 Sumner	0	0	0	0	0	0	0	0	0	0	0	0	0	0	0	0+
40 Robinson	0	0	0	0	0	2	1	0	1	2	0	0	1	0	1	3
TEAM							1		1			1				
Totals	21	47	6	20	19	31	16	13	29	24	67	4	21	0	11	200

TOTAL FG% 1st Half: 9-19 47.4% 2nd Half: 12-28 42.9% Game: 44.7%
 3-Pt. FG% 1st Half: 3-9 33.3% 2nd Half: 3-11 27.3% Game: 30.0%
 F Throw % 1st Half: 6-9 66.7% 2nd Half: 13-22 59.1% Game: 61.3%

W&M	tot-fg		3-pt		ft	fta	rebounds			pf	tp	a	to	blk	s	min
	fg	fga	fg	fga			of	de	tot							
13 Kisielius f	4	5	2	2	8	12	0	1	1	3	18	3	3	0	1	31
15 Stein f	2	3	0	0	3	3	2	1	3	4	7	1	3	0	0	20
02 Schneider g	1	5	1	5	3	6	0	3	3	4	6	3	3	0	0	29
11 Mann g	4	8	2	5	2	2	2	1	3	2	12	1	3	0	1	30
24 Payton g	4	7	2	2	2	2	1	1	2	2	12	2	4	0	1	33
00 Hess	0	0	0	0	2	2	1	1	2	1	2	0	2	0	0	7
03 Trumbower	0	1	0	1	2	1	1	2	2	1	1	4	0	0	0	11
04 Smith	4	7	0	1	0	0	1	2	3	3	8	1	1	2	0	21
20 Carrabine	2	4	2	4	0	0	1	0	1	0	6	1	1	0	0	15
23 Darnell	0	1	0	0	0	0	0	0	0	0	0	0	0	0	0	3
TEAM							2	3	5							
Totals	21	41	9	20	21	29	11	14	25	21	72	13	24	2	3	200

TOTAL FG% 1st Half: 9-21 42.9% 2nd Half: 12-20 60.0% Game: 51.2%
 3-Pt. FG% 1st Half: 6-12 50.0% 2nd Half: 3-8 37.5% Game: 45.0%
 F Throw % 1st Half: 6-11 54.5% 2nd Half: 15-18 83.3% Game: 72.4%

Officials: Manny Upton, Alan Spainhour, Harold E. Harris Jr.
 Technical fouls: Hampton-None. William and Mary-None.
 Attendance: 2107

Score by Periods	1st	2nd	Total
Hampton	27	40	67
William and Mary	30	42	72

2006-07 William and Mary Basketball
William and Mary Season Schedule/Results & Leaders (as of Dec 28, 2006)
All games

RECORD:	OVERALL	HOME	AWAY	NEUTRAL
ALL GAMES.....	(6-4)	(6-1)	(0-3)	(0-0)
CONFERENCE.....	(0-1)	(0-1)	(0-0)	(0-0)
NON-CONFERENCE.....	(6-3)	(6-0)	(0-3)	(0-0)

DATE	TIME	OPPONENT	SCORE	ATTEND	HIGH POINTS	HIGH REBOUNDS
11/11/06	1:00 PM	at Kansas State	60-70 L	11390	(18)Schneider, David	(9)Schneider, David
11/20/06	7:00 PM	WAGNER	W 77-53	3197	(18)Kisielius, Laimis	(8)Payton, Adam
11/25/06	2:00 PM	at Holy Cross	57-66 L	2103	(15)Payton, Adam	(6)Mann, Nathan
11/28/06	7:00 pm	at Navy	63-79 L	1285	(12)Trumbower, Adam (12)Payton, Adam	(6)Cofield, Corey (6)Trumbower, Adam
12/01/06	8:30 PM	JACKSONVILLE STATE	W 59-56	2684	(20)Kisielius, Laimis	(6)Kisielius, Laimis
12/02/06	8:30 PM	CORNELL	WOT 73-68	2118	(21)Kisielius, Laimis	(6)Stein, Peter
12/05/06	8:07 PM	* TOWSON	60-73 L	2073	(18)Schneider, David	(6)Kisielius, Laimis (4)Trumbower, Adam
12/08/06	7:00 PM	NORTH FLORIDA	W 61-44	2135	(13)Mann, Nathan	(4)Stein, Peter (4)Payton, Adam
12/22/06	7:00 PM	UMBC	W 70-58	1421	(19)Kisielius, Laimis	(9)Mann, Nathan
12/28/06	7:00 PM	HAMPTON	W 72-67	2107	(18)Kisielius, Laimis	(5)Smith, Alex (3)Smith, Alex (3)Schneider, David (3)Mann, Nathan

* = Conference game

ATTENDANCE SUMMARY	GAMES	TOTALS	AVG/GAME
HOME.....	7	15735	2248
AWAY.....	3	14778	4926
NEUTRAL.....	0	0	0
TOTAL.....	10	30513	3051

2006-07 William and Mary Basketball
William and Mary Combined Team Statistics (as of Dec 28, 2006)
All games

RECORD:	OVERALL	HOME	AWAY	NEUTRAL
ALL GAMES.....	(6-4)	(6-1)	(0-3)	(0-0)
CONFERENCE.....	(0-1)	(0-1)	(0-0)	(0-0)
NON-CONFERENCE.....	(6-3)	(6-0)	(0-3)	(0-0)

## Player	GP-GS	Min--Avg	---TOTAL---			---3-PTS---			---REBOUNDS---				PF	FO	A	TO	Blk	Stl	Pts	Avg	
			FG-FGA	Pct	3FG-FGA	Pct	FT-FTA	Pct	Off	Def	Tot	Avg									
13 Kisielius, Laimis..	10-9	309	30.9	42-73	.575	15-29	.517	36-48	.750	12	17	29	2.9	16	0	21	28	5	10	135	13.5
24 Payton, Adam.....	10-8	293	29.3	39-94	.415	8-24	.333	28-33	.848	12	27	39	3.9	18	1	15	23	1	15	114	11.4
02 Schneider, David...	7-6	214	30.6	19-51	.373	14-38	.368	23-32	.719	2	19	21	3.0	20	0	26	14	0	11	75	10.7
11 Mann, Nathan.....	10-9	262	26.2	27-79	.342	11-51	.216	14-16	.875	4	29	33	3.3	20	1	20	13	1	6	79	7.9
20 Kyle Carrabine.....	10-2	116	11.6	16-34	.471	11-27	.407	3-5	.600	2	10	12	1.2	4	0	2	3	0	1	46	4.6
04 Smith, Alex.....	10-2	143	14.3	20-43	.465	0-2	.000	4-11	.364	10	20	30	3.0	19	1	2	10	4	3	44	4.4
15 Stein, Peter.....	10-7	198	19.8	18-26	.692	0-1	.000	8-19	.421	12	19	31	3.1	26	0	14	19	3	3	44	4.4
45 Cofield, Corey.....	8-2	94	11.8	13-36	.361	0-0	.000	2-6	.333	6	15	21	2.6	9	0	4	15	1	4	28	3.5
03 Trumbower, Adam....	10-2	149	14.9	8-20	.400	1-10	.100	17-19	.895	6	19	25	2.5	17	0	18	12	0	4	34	3.4
22 Sumner, Danny.....	8-1	79	9.9	9-34	.265	2-13	.154	0-7	.000	8	3	11	1.4	1	0	3	5	1	3	20	2.5
00 Hess, Steven.....	9-0	64	7.1	5-11	.455	0-0	.000	6-13	.462	3	8	11	1.2	11	0	1	4	2	0	16	1.8
23 Darnell, Chris.....	10-2	98	9.8	5-15	.333	2-2	1.000	3-5	.600	4	15	19	1.9	11	0	9	12	3	2	15	1.5
25 Stratton, Chris....	2-0	3	1.5	1-1	1.000	0-0	.000	0-0	.000	1	0	1	0.5	0	0	0	0	0	0	2	1.0
12 Barnett, Marcus....	2-0	3	1.5	0-0	.000	0-0	.000	0-1	.000	0	1	1	0.5	1	0	0	0	1	0	0	0.0
Team.....										21	25	46	4.6	0		0					

Total.....	10	2025		222-517	.429	64-197	.325	144-215	.670	103	227	330	33.0	173	3	135	158	22	62	652	65.2
Opponents.....	10	2025		227-546	.416	57-208	.274	123-189	.651	121	229	350	35.0	190	7	123	154	28	76	634	63.4

TEAM STATISTICS	W&M	OPP	DATE	OPPONENT	W/L	SCORE	ATTEND
SCORING.....	652	634	11/11/06	at Kansas State	L	60-70	11390
Points per game.....	65.2	63.4	11/20/06	WAGNER	W	77-53	3197
Scoring margin.....	+1.8	-	11/25/06	at HoLy Cross	L	57-66	2103
FIELD GOALS-ATT.....	222-517	227-546	11/28/06	at Navy	L	63-79	1285
Field goal pct.....	.429	.416	12/01/06	JACKSONVILLE STATE	W	59-56	2684
3 POINT FG-ATT.....	64-197	57-208	12/02/06	CORNELL	W OT	73-68	2118
3-point FG pct.....	.325	.274	*12/05/06	TOWSON	L	60-73	2073
3-pt FG made per game..	6.4	5.7	12/08/06	NORTH FLORIDA	W	61-44	2135
FREE THROWS-ATT.....	144-215	123-189	12/22/06	UMBC	W	70-58	1421
Free throw pct.....	.670	.651	12/28/06	HAMPTON	W	72-67	2107
REBOUNDS.....	330	350	* = Conference game				
Rebounds per game.....	33.0	35.0					
Rebounding margin.....	-2.0	-					
ASSISTS.....	135	123					
Assists per game.....	13.5	12.3					
TURNOVERS.....	158	154					
Turnovers per game....	15.8	15.4					
Turnover margin.....	-0.4	-					
Assist/turnover ratio..	0.9	0.8					
STEALS.....	62	76					
Steals per game.....	6.2	7.6					
BLOCKS.....	22	28					
Blocks per game.....	2.2	2.8					
WINNING STREAK.....	3	-					
Home win streak.....	3	-					
ATTENDANCE.....	15735	14778					
Home games-Avg/Game....	7-2248	3-4926					
Neutral site-Avg/Game..	-	0-0					

SCORE BY PERIODS:	1st	2nd	OT	Total
William and Mary.....	282	359	11	652
Opponents.....	288	340	6	634

2006-07 William and Mary Basketball
 William and Mary Team Game-by-Game Comparison (as of Dec 28, 2006)
 All games

Opponent	1st	2nd	Score	Mar	Total FG	FG Pct	3-Pointers	3FG Pct	Free Throws	FT Pct	Rebounds	Assist	Turnover	Block	Steal	Fouls
Kansas State.....	27/34	33/36	60-70	(10)	21-53/24-80	.396/.300	8-21/6-29	.381/.207	10-18/16-27	.556/.593	37/59 (22)	16/16	19/9	1/8	6/8	24/18
WAGNER.....	31/20	46/33	77-53	+24	32-64/17-52	.500/.327	7-19/8-31	.368/.258	6-12/11-23	.500/.478	42/38 +4	16/10	13/19	4/1	8/3	25/17
Holy Cross.....	26/34	31/32	57-66	(9)	22-56/22-60	.393/.367	5-17/5-25	.294/.200	8-14/17-23	.571/.739	32/43 (11)	11/14	15/13	2/5	4/12	20/18
Navy.....	28/38	35/41	63-79	(16)	22-55/27-44	.400/.614	4-21/9-14	.190/.643	15-20/16-23	.750/.696	30/28 +2	11/20	18/17	2/1	6/11	13/19
JACKSONVILLE STATE.....	27/20	32/36	59-56	+3	20-49/25-62	.408/.403	2-11/3-19	.182/.158	17-33/3-8	.515/.375	47/30 +17	11/12	28/19	2/4	9/14	11/25
CORNELL.....	25/30	37/32	73-68	+5	24-56/26-53	.429/.491	9-24/7-19	.375/.368	16-24/9-11	.667/.818	33/29 +4	16/17	13/16	3/4	7/5	15/24
TOWSON.....	25/42	35/31	60-73	(13)	19-54/26-49	.352/.531	8-29/5-20	.276/.250	14-18/16-20	.778/.800	26/37 (11)	16/17	8/13	0/1	4/7	19/14
NORTH FLORIDA.....	21/18	40/26	61-44	+17	20-47/18-54	.426/.333	5-20/5-17	.250/.294	16-25/3-8	.640/.375	35/33 +2	14/7	11/15	4/4	12/0	12/16
UMB.....	42/25	28/33	70-58	+12	21-42/21-45	.500/.467	7-15/3-14	.467/.214	21-22/13-15	.955/.867	23/24 (1)	11/6	9/12	2/0	3/5	13/15
HAMPTON.....	30/27	42/40	72-67	+5	21-41/21-47	.512/.447	9-20/6-20	.450/.300	21-29/19-31	.724/.613	25/29 (4)	13/4	24/21	2/0	3/11	21/24

Note: Game totals are displayed in the format TEAM/OPPONENT for each category

2006-07 William and Mary Basketball
William and Mary Season Schedule/Results & Leaders (as of Dec 22, 2006)
Conference games

RECORD:	OVERALL	HOME	AWAY	NEUTRAL
ALL GAMES.....	(0-1)	(0-1)	(0-0)	(0-0)
CONFERENCE.....	(0-1)	(0-1)	(0-0)	(0-0)
NON-CONFERENCE.....	(0-0)	(0-0)	(0-0)	(0-0)

DATE	TIME	OPPONENT	SCORE	ATTEND	HIGH POINTS	HIGH REBOUNDS
12/05/06	8:07 PM	* TOWSON	60-73 L	2073	(18)Schneider, David	(4)Trumbower, Adam (4)Stein, Peter (4)Payton, Adam

* = Conference game

ATTENDANCE SUMMARY	GAMES	TOTALS	AVG/GAME
HOME.....	1	2073	2073
AWAY.....	0	0	0
NEUTRAL.....	0	0	0
TOTAL.....	1	2073	2073

2006-07 William and Mary Basketball
William and Mary Combined Team Statistics (as of Dec 22, 2006)
Conference games

RECORD:	OVERALL	HOME	AWAY	NEUTRAL
ALL GAMES.....	(0-1)	(0-1)	(0-0)	(0-0)
CONFERENCE.....	(0-1)	(0-1)	(0-0)	(0-0)
NON-CONFERENCE.....	(0-0)	(0-0)	(0-0)	(0-0)

## Player	GP-GS	Min--Avg	---TOTAL---		---3-PTS---		---FT-FTA		---REBOUNDS---				PF	FO	A	TO	Blk	Stl	Pts	Avg
			FG-FGA	Pct	3FG-FGA	Pct	Pct	Off	Def	Tot	Avg									
02 Schneider, David...	1-0	28 28.0	5-9	.556	4-8	.500	4-5	.800	0	2	2	2.0	3	0	2	1	0	1	18	18.0
24 Payton, Adam.....	1-0	28 28.0	7-16	.438	1-4	.250	1-2	.500	0	4	4	4.0	5	1	0	1	0	1	16	16.0
20 Carrabine, Kyle....	1-1	16 16.0	3-6	.500	3-6	.500	1-2	.500	0	2	2	2.0	2	0	0	0	0	0	10	10.0
15 Stein, Peter.....	1-0	28 28.0	3-4	.750	0-0	.000	0-1	.000	1	3	4	4.0	3	0	4	2	0	0	6	6.0
11 Mann, Nathan.....	1-1	24 24.0	1-8	.125	0-6	.000	4-4	1.000	0	0	0	0.0	1	0	2	0	0	2	6	6.0
03 Trumbower, Adam....	1-1	20 20.0	0-2	.000	0-1	.000	2-2	1.000	1	3	4	4.0	2	0	3	1	0	0	2	2.0
23 Darnell, Chris.....	1-0	4 4.0	0-0	.000	0-0	.000	2-2	1.000	1	2	3	3.0	2	0	0	2	0	0	2	2.0
45 Cofield, Corey.....	1-0	4 4.0	0-0	.000	0-0	.000	0-0	.000	1	0	1	1.0	0	0	0	0	0	0	0	0.0
22 Sumner, Danny.....	1-0	3 3.0	0-2	.000	0-1	.000	0-0	.000	0	1	1	1.0	0	0	1	0	0	0	0	0.0
13 Kisielius, Laimis..	1-1	29 29.0	0-6	.000	0-3	.000	0-0	.000	0	0	0	0.0	0	0	4	1	0	0	0	0.0
04 Smith, Alex.....	1-1	10 10.0	0-1	.000	0-0	.000	0-0	.000	0	2	2	2.0	0	0	0	0	0	0	0	0.0
00 Hess, Steven.....	1-0	6 6.0	0-0	.000	0-0	.000	0-0	.000	0	1	1	1.0	1	0	0	0	0	0	0	0.0
Team.....									1	1	2	2.0	0		0					

Total.....	1	200	19-54	.352	8-29	.276	14-18	.778	5	21	26	26.0	19	1	16	8	0	4	60	60.0
Opponents.....	1	200	26-49	.531	5-20	.250	16-20	.800	6	31	37	37.0	14	0	17	13	1	7	73	73.0

TEAM STATISTICS	W&M	OPP	DATE	OPPONENT	W/L	SCORE	ATTEND
SCORING.....	60	73	*12/05/06	TOWSON	L	60-73	2073
Points per game.....	60.0	73.0	* = Conference game				
Scoring margin.....	-13.0	-					
FIELD GOALS-ATT.....	19-54	26-49					
Field goal pct.....	.352	.531					
3 POINT FG-ATT.....	8-29	5-20					
3-point FG pct.....	.276	.250					
3-pt FG made per game..	8.0	5.0					
FREE THROWS-ATT.....	14-18	16-20					
Free throw pct.....	.778	.800					
REBOUNDS.....	26	37					
Rebounds per game.....	26.0	37.0					
Rebounding margin.....	-11.0	-					
ASSISTS.....	16	17					
Assists per game.....	16.0	17.0					
TURNOVERS.....	8	13					
Turnovers per game.....	8.0	13.0					
Turnover margin.....	+5.0	-					
Assist/turnover ratio..	2.0	1.3					
STEALS.....	4	7					
Steals per game.....	4.0	7.0					
BLOCKS.....	0	1					
Blocks per game.....	0.0	1.0					
WINNING STREAK.....	0	-					
Home win streak.....	0	-					
ATTENDANCE.....	2073	0					
Home games-Avg/Game....	1-2073	0-0					
Neutral site-Avg/Game..	-	0-0					

SCORE BY PERIODS:	1st	2nd	Total
William and Mary.....	25	35	- 60
Opponents.....	42	31	- 73

2006-07 William and Mary Basketball
William and Mary Team Game-by-Game (as of Dec 28, 2006)
All games

TEAM STATISTICS

Opponent	Date	Score	W/L	---TOTAL---			--3-PTRS--			----REBOUNDS----										Pts---Avg	
				FG-FGA	Pct	3FG-FGA	Pct	FT-FTA	Pct	Off	Def	Tot	Avg	PF	A	TO	Blk	Stl	Pts	Avg	
at Kansas State	11/11/06	60-70	L	21-53	.396	8-21	.381	10-18	.556	10	27	37	37.0	24	16	19	1	6	60	60.0	
WAGNER	11/20/06	77-53	W	32-64	.500	7-19	.368	6-12	.500	10	32	42	39.5	25	16	13	4	8	77	68.5	
at Holy Cross	11/25/06	57-66	L	22-56	.393	5-17	.294	8-14	.571	10	22	32	37.0	20	11	15	2	4	57	64.7	
at Navy	11/28/06	63-79	L	22-55	.400	4-21	.190	15-20	.750	12	18	30	35.2	13	11	18	2	6	63	64.2	
JACKSONVILLE STATE	12/01/06	59-56	W	20-49	.408	2-11	.182	17-33	.515	17	30	47	37.6	11	11	28	2	9	59	63.2	
CORNELL	12/02/06	73-68	Wot	24-56	.429	9-24	.375	16-24	.667	14	19	33	36.8	15	16	13	3	7	73	64.8	
TOWSON	12/05/06	60-73	L	19-54	.352	8-29	.276	14-18	.778	5	21	26	35.3	19	16	8	0	4	60	64.1	
NORTH FLORIDA	12/08/06	61-44	W	20-47	.426	5-20	.250	16-25	.640	9	26	35	35.2	12	14	11	4	12	61	63.8	
UMBC	12/22/06	70-58	W	21-42	.500	7-15	.467	21-22	.955	5	18	23	33.9	13	11	9	2	3	70	64.4	
HAMPTON	12/28/06	72-67	W	21-41	.512	9-20	.450	21-29	.724	11	14	25	33.0	21	13	24	2	3	72	65.2	
William and Mary		652		222-517	.429	64-197	.325	144-215	.670	103	227	330	33.0	173	135	158	22	62	652	65.2	
Opponents		634		227-546	.416	57-208	.274	123-189	.651	121	229	350	35.0	190	123	154	28	76	634	63.4	

Games played: 10
Points/game: 65.2
FG Pct: 42.9
3FG Pct: 32.5
FT Pct: 67.0

Rebounds/game: 33.0
Assists/game: 13.5
Turnovers/game: 15.8
Assist/turnover ratio: 0.9
Steals/game: 6.2
Blocks/game: 2.2

2006-07 William and Mary Basketball
William and Mary Game-by-Game Points-Rebounds-Assists (as of Dec 28, 2006)
All games

Opponent	Date	Score	WL	00	02	03	04	11	12	13	15	20
				HESS,STEV	SCHNEIDER	TRUMBOWER	SMITH,ALE	MANN,NATH	BARNETT,M	KISIELIUS	STEIN,PET	CARRABINE
at Kansas State	11/11/06	60-70	L	3- 3- 0	18- 9- 7	0- 1- 0	2- 3- 0	5- 1- 1	DNP	16- 2- 2	4- 6- 2	0- 0- 0
WAGNER	11/20/06	77-53	W	2- 3- 0	8- 2- 6	2- 1- 1	2- 5- 0	0- 3- 1	0- 1- 0	18- 2- 1	2- 0- 1	4- 1- 0
at Holy Cross	11/25/06	57-66	L	DNP	4- 1- 1	0- 1- 1	3- 2- 0	12- 6- 4	DNP	10- 3- 1	3- 0- 0	0- 0- 0
at Navy	11/28/06	63-79	L	2- 0- 0	DNP	12- 6- 4	9- 4- 1	3- 2- 3	DNP	8- 4- 0	4- 2- 0	9- 0- 0
JACKSONVILLE STATE	12/01/06	59-56	W	0- 1- 0	DNP	2- 5- 1	2- 3- 0	8- 5- 2	DNP	20- 6- 1	2- 6- 4	2- 2- 1
CORNELL	12/02/06	73-68	WO	0- 0- 0	DNP	7- 2- 5	6- 2- 0	15- 4- 1	DNP	21- 6- 4	2- 4- 2	5- 1- 0
TOWSON	12/05/06	60-73	L	0- 1- 0	18- 2- 2	2- 4- 3	0- 2- 0	6- 0- 2	DNP	0- 0- 4	6- 4- 4	10- 2- 0
NORTH FLORIDA	12/08/06	61-44	W	3- 1- 0	10- 3- 5	2- 3- 2	3- 1- 0	13- 9- 3	0- 0- 0	5- 2- 3	10- 4- 0	5- 1- 0
UMBC	12/22/06	70-58	W	4- 0- 1	11- 1- 2	6- 0- 0	9- 5- 0	5- 0- 2	DNP	19- 3- 2	4- 2- 0	5- 4- 0
HAMPTON	12/28/06	72-67	W	2- 2- 0	6- 3- 3	1- 2- 1	8- 3- 1	12- 3- 1	DNP	18- 1- 3	7- 3- 1	6- 1- 1

Opponent	Date	Score	WL	22	23	24	25	45
				SUMNER,DA	DARNELL,C	PAYTON,AD	STRATTON, COFIELD,C	
at Kansas State	11/11/06	60-70	L	0- 0- 0	3- 3- 1	5- 3- 2	DNP	4- 0- 1
WAGNER	11/20/06	77-53	W	12- 3- 1	7- 5- 3	9- 8- 2	2- 1- 0	9- 5- 0
at Holy Cross	11/25/06	57-66	L	2- 4- 0	0- 0- 0	15- 5- 3	DNP	8- 6- 1
at Navy	11/28/06	63-79	L	4- 1- 1	0- 2- 1	12- 3- 1	DNP	0- 3- 0
JACKSONVILLE STATE	12/01/06	59-56	W	0- 2- 0	0- 5- 1	18- 5- 0	DNP	5- 2- 1
CORNELL	12/02/06	73-68	WO	2- 0- 0	3- 1- 3	10- 2- 1	DNP	2- 4- 0
TOWSON	12/05/06	60-73	L	0- 1- 1	2- 3- 0	16- 4- 0	DNP	0- 1- 0
NORTH FLORIDA	12/08/06	61-44	W	0- 0- 0	0- 0- 0	10- 3- 0	0- 0- 0	0- 0- 1
UMBC	12/22/06	70-58	W	DNP	0- 0- 0	7- 4- 4	DNP	DNP
HAMPTON	12/28/06	72-67	W	DNP	0- 0- 0	12- 2- 2	DNP	DNP

**2006-07 William and Mary Basketball
 William and Mary Season Box - Average per 40 Minutes (as of Dec 22, 2006)
 All games**

# Player	Win	FGM	FGA	Pct	3FGM	3FGA	Pct	FTM	FTA	Pct	OREB	DREB	TRTB	PF	A	T0	A/T0	BLK	Stl	Pts
12 Barrett, Marcus.....	40	0.0	0.0	.000	0.0	0.0	.000	0.0	13.3	.000	0.0	13.3	13.3	0.0	0.0	0.0	0.00	13.3	0.0	0.0
20 Kyle Carrabine.....	40	5.5	11.9	.467	3.6	9.1	.391	1.2	2.0	.600	0.4	4.0	4.4	1.6	0.4	0.8	0.50	0.0	0.4	15.8
45 Coffield, Corey.....	40	5.5	15.3	.361	0.0	0.0	.000	0.9	2.6	.333	2.6	6.4	8.9	3.8	1.7	6.4	0.27	0.4	1.7	11.9
23 Darrell, Chris.....	40	2.1	5.9	.357	0.8	0.8	1.000	1.3	2.1	.600	1.7	6.3	8.0	4.6	3.8	5.1	0.75	1.3	0.8	6.3
00 Hess, Steven.....	40	3.5	7.7	.455	0.0	0.0	.000	2.8	7.7	.364	1.4	4.9	6.3	7.0	0.7	1.4	0.50	1.4	0.0	9.8
13 Kistelius, Laimis...	40	5.5	9.8	.559	1.9	3.9	.481	4.0	5.2	.778	1.7	2.3	4.0	1.9	2.6	3.6	0.72	0.7	1.3	16.8
11 Mann, Nathan.....	40	4.0	12.2	.324	1.6	7.9	.196	2.1	2.4	.857	0.3	4.8	5.2	3.1	3.3	1.7	1.90	0.2	0.9	11.6
24 Payton, Adam.....	40	5.4	13.4	.402	0.9	3.4	.273	4.0	4.8	.839	1.7	4.0	5.7	2.5	2.0	2.9	0.68	0.2	2.2	15.7
02 Schneider, David....	40	3.9	9.9	.391	2.8	7.1	.394	4.3	5.6	.769	0.4	3.5	3.9	3.5	5.0	2.4	2.09	0.0	2.4	14.9
04 Smith, Alex.....	40	5.2	11.8	.444	0.0	0.3	.000	1.3	3.6	.364	3.0	5.9	8.9	5.2	0.3	3.0	0.11	0.7	1.0	11.8
15 Stein, Peter.....	40	3.6	5.2	.696	0.0	0.2	.000	1.1	3.6	.313	2.2	4.0	6.3	4.9	2.9	3.6	0.81	0.7	0.7	8.3
25 Stratton, Chris.....	40	13.3	13.3	1.000	0.0	0.0	.000	0.0	0.0	.000	13.3	0.0	13.3	0.0	0.0	0.0	0.00	0.0	0.0	26.7
22 Summer, Danny.....	40	4.6	17.2	.265	1.0	6.6	.154	0.0	3.5	.000	4.1	1.5	5.6	0.5	1.5	2.5	0.60	0.5	1.5	10.1
03 Trumbower, Adam.....	40	2.3	5.5	.421	0.3	2.6	.111	4.6	4.9	.941	1.4	5.2	6.7	4.3	4.9	2.3	2.13	0.0	1.2	9.6
Total.....	40	22.0	52.2	.422	6.0	19.4	.311	13.5	20.4	.661	10.1	23.3	33.4	16.7	13.4	14.7	0.91	2.2	6.5	63.6
Opponents.....	40	22.6	54.7	.413	5.6	20.6	.271	11.4	17.3	.658	11.5	23.7	35.2	18.2	13.0	14.6	0.89	3.1	7.1	62.1

Note: All statistics are pro-rated based on an average per 40-minute game.

2006-07 William and Mary Basketball
William and Mary Combined Team Statistics (as of Dec 28, 2006)
Home games

RECORD:	OVERALL	HOME	AWAY	NEUTRAL
ALL GAMES.....	(6-1)	(6-1)	(0-0)	(0-0)
CONFERENCE.....	(0-1)	(0-1)	(0-0)	(0-0)
NON-CONFERENCE.....	(6-0)	(6-0)	(0-0)	(0-0)

## Player	GP-GS	---TOTAL---		---3-PTS---		---REBOUNDS---				PF		FO		A		TO		Blk	Stl	Pts	Avg
		Min	Avg	FG-FGA	Pct	3FG-FGA	Pct	FT-FTA	Pct	Off	Def	Tot	Avg								
13 Kisielius, Laimis..	7-6	218	31.1	31-53	.585	10-22	.455	29-39	.744	10	10	20	2.9	11	0	18	17	4	8	101	14.4
24 Payton, Adam.....	7-5	200	28.6	27-56	.482	7-16	.438	21-25	.840	6	22	28	4.0	11	1	9	17	0	12	82	11.7
02 Schneider, David...	5-4	147	29.4	13-30	.433	11-25	.440	16-21	.762	1	10	11	2.2	12	0	18	8	0	4	53	10.6
11 Mann, Nathan.....	7-6	189	27.0	19-58	.328	7-35	.200	14-15	.933	3	21	24	3.4	10	0	12	10	1	5	59	8.4
20 Carrabine, Kyle....	7-2	93	13.3	13-27	.481	8-20	.400	3-5	.600	2	10	12	1.7	4	0	2	2	0	1	37	5.3
15 Stein, Peter.....	7-5	147	21.0	13-19	.684	0-1	.000	7-17	.412	8	15	23	3.3	20	0	12	12	3	3	33	4.7
04 Smith, Alex.....	7-2	100	14.3	14-31	.452	0-1	.000	2-6	.333	7	14	21	3.0	10	0	1	7	3	1	30	4.3
45 Cofield, Corey....	5-1	44	8.8	7-23	.304	0-0	.000	2-4	.500	3	9	12	2.4	8	0	2	10	1	4	16	3.2
03 Trumbower, Adam....	7-2	118	16.9	6-16	.375	1-8	.125	9-10	.600	4	13	17	2.4	13	0	13	10	0	4	22	3.1
22 Sumner, Danny.....	5-1	40	8.0	6-21	.286	2-9	.222	0-6	.000	5	1	6	1.2	0	0	2	1	1	2	14	2.8
23 Darnell, Chris.....	7-1	76	10.9	4-11	.364	1-1	1.000	3-5	.600	4	10	14	2.0	9	0	7	9	2	2	12	1.7
00 Hess, Steven.....	7-0	47	6.7	3-7	.429	0-0	.000	5-9	.556	2	6	8	1.1	7	0	1	3	1	0	11	1.6
25 Stratton, Chris....	2-0	3	1.5	1-1	1.000	0-0	.000	0-0	.000	1	0	1	0.5	0	0	0	0	0	0	2	1.0
12 Barnett, Marcus....	2-0	3	1.5	0-0	.000	0-0	.000	0-1	.000	0	1	1	0.5	1	0	0	0	1	0	0	0.0
Team.....										15	18	33	4.7	0			0				

Total.....	7	1425		157-353	.445	47-138	.341	111-163	.681	71	160	231	33.0	116	1	97	106	17	46	472	67.4
Opponents.....	7	1425		154-362	.425	37-140	.264	74-116	.638	68	152	220	31.4	135	7	73	115	14	45	419	59.9

TEAM STATISTICS	W&M	OPP	DATE	OPPONENT	W/L	SCORE	ATTEND
SCORING.....	472	419	11/20/06	WAGNER	W	77-53	3197
Points per game.....	67.4	59.9	12/01/06	JACKSONVILLE STATE	W	59-56	2684
Scoring margin.....	+7.6	-	12/02/06	CORNELL	W OT	73-68	2118
FIELD GOALS-ATT.....	157-353	154-362	*12/05/06	TOWSON	L	60-73	2073
Field goal pct.....	.445	.425	12/08/06	NORTH FLORIDA	W	61-44	2135
3 POINT FG-ATT.....	47-138	37-140	12/22/06	UMBC	W	70-58	1421
3-point FG pct.....	.341	.264	12/28/06	HAMPTON	W	72-67	2107
3-pt FG made per game..	6.7	5.3	* = Conference game				
FREE THROWS-ATT.....	111-163	74-116					
Free throw pct.....	.681	.638					
REBOUNDS.....	231	220					
Rebounds per game.....	33.0	31.4					
Rebounding margin.....	+1.6	-					
ASSISTS.....	97	73					
Assists per game.....	13.9	10.4					
TURNOVERS.....	106	115					
Turnovers per game.....	15.1	16.4					
Turnover margin.....	+1.3	-					
Assist/turnover ratio..	0.9	0.6					
STEALS.....	46	45					
Steals per game.....	6.6	6.4					
BLOCKS.....	17	14					
Blocks per game.....	2.4	2.0					
WINNING STREAK.....	3	-					
Home win streak.....	3	-					
ATTENDANCE.....	15735	0					
Home games-Avg/Game....	7-2248	0-0					
Neutral site-Avg/Game..	-	0-0					

SCORE BY PERIODS:	1st	2nd	OT	Total
William and Mary.....	201	260	11	- 472
Opponents.....	182	231	6	- 419

2006-07 William and Mary Basketball
William and Mary Combined Team Statistics (as of Dec 22, 2006)
Away games

RECORD:	OVERALL	HOME	AWAY	NEUTRAL
ALL GAMES.....	(0-3)	(0-0)	(0-3)	(0-0)
CONFERENCE.....	(0-0)	(0-0)	(0-0)	(0-0)
NON-CONFERENCE.....	(0-3)	(0-0)	(0-3)	(0-0)

## Player	GP-GS	Min--Avg	---TOTAL---			---3-PTS---			---REBOUNDS---				PF	FO	A	TO	Blk	Stl	Pts	Avg
			FG-FGA	Pct	3FG-FGA	Pct	FT-FTA	Pct	Off	Def	Tot	Avg								
13 Kisielius, Laimis..	3-3	91 30.3	11-20	.550	5-7	.714	7-9	.778	2	7	9	3.0	5	0	3	11	1	2	34	11.3
02 Schneider, David...	2-2	67 33.5	6-21	.286	3-13	.231	7-11	.636	1	9	10	5.0	8	0	8	6	0	7	22	11.0
24 Payton, Adam.....	3-3	93 31.0	12-38	.316	1-8	.125	7-8	.875	6	5	11	3.7	7	0	6	6	1	3	32	10.7
11 Mann, Nathan.....	3-3	73 24.3	8-21	.381	4-16	.250	0-1	.000	1	8	9	3.0	10	1	8	3	0	1	20	6.7
04 Smith, Alex.....	3-0	43 14.3	6-12	.500	0-1	.000	2-5	.400	3	6	9	3.0	9	1	3	1	2	14	4.7	
03 Trumbower, Adam....	3-0	31 10.3	2-4	.500	0-2	.000	8-9	.889	2	6	8	2.7	4	0	5	2	0	0	12	4.0
45 Cofield, Corey.....	3-1	50 16.7	6-13	.462	0-0	.000	0-2	.000	3	6	9	3.0	1	0	2	5	0	0	12	4.0
15 Stein, Peter.....	3-2	51 17.0	5-7	.714	0-0	.000	1-2	.500	4	4	8	2.7	6	0	2	7	0	0	11	3.7
20 Kyle Carrabine.....	3-0	23 7.7	3-7	.429	3-7	.429	0-0	.000	0	0	0	0.0	0	0	0	1	0	0	9	3.0
00 Hess, Steven.....	2-0	17 8.5	2-4	.500	0-0	.000	1-4	.250	1	2	3	1.5	4	0	0	1	1	0	5	2.5
22 Sumner, Danny.....	3-0	39 13.0	3-13	.231	0-4	.000	0-1	.000	3	2	5	1.7	1	0	1	4	0	1	6	2.0
23 Darnell, Chris.....	3-1	22 7.3	1-4	.250	1-1	1.000	0-0	.000	0	5	5	1.7	2	0	2	3	1	0	3	1.0
Team.....									6	7	13	4.3	0		0					

Total.....	3	600	65-164	.396	17-59	.288	33-52	.635	32	67	99	33.0	57	2	38	52	5	16	180	60.0
Opponents.....	3	600	73-184	.397	20-68	.294	49-73	.671	53	77	130	43.3	55	0	50	39	14	31	215	71.7

TEAM STATISTICS	W&M	OPP	DATE	OPPONENT	W/L	SCORE	ATTEND
SCORING.....	180	215	11/11/06	at Kansas State	L	60-70	11390
Points per game.....	60.0	71.7	11/25/06	at Holy Cross	L	57-66	2103
Scoring margin.....	-11.7	-	11/28/06	at Navy	L	63-79	1285
FIELD GOALS-ATT.....	65-164	73-184	* = Conference game				
Field goal pct.....	.396	.397					
3 POINT FG-ATT.....	17-59	20-68					
3-point FG pct.....	.288	.294					
3-pt FG made per game..	5.7	6.7					
FREE THROWS-ATT.....	33-52	49-73					
Free throw pct.....	.635	.671					
REBOUNDS.....	99	130					
Rebounds per game.....	33.0	43.3					
Rebounding margin.....	-10.3	-					
ASSISTS.....	38	50					
Assists per game.....	12.7	16.7					
TURNOVERS.....	52	39					
Turnovers per game.....	17.3	13.0					
Turnover margin.....	-4.3	-					
Assist/turnover ratio..	0.7	1.3					
STEALS.....	16	31					
Steals per game.....	5.3	10.3					
BLOCKS.....	5	14					
Blocks per game.....	1.7	4.7					
WINNING STREAK.....	0	-					
Home win streak.....	0	-					
ATTENDANCE.....	0	14778					
Home games-Avg/Game....	0-0	3-4926					
Neutral site-Avg/Game..	-	0-0					

SCORE BY PERIODS:	1st	2nd	Total
William and Mary.....	81	99	- 180
Opponents.....	106	109	- 215

2006-07 William and Mary Basketball
William and Mary Combined Team Statistics (as of Dec 28, 2006)
Games won

RECORD:	OVERALL	HOME	AWAY	NEUTRAL
ALL GAMES.....	(6-0)	(6-0)	(0-0)	(0-0)
CONFERENCE.....	(0-0)	(0-0)	(0-0)	(0-0)
NON-CONFERENCE.....	(6-0)	(6-0)	(0-0)	(0-0)

## Player	GP-GS	Min--Avg	---TOTAL---			---3-PTS---			---REBOUNDS---				PF	FO	A	TO	Blk	Stl	Pts	Avg
			FG-FGA	Pct	3FG-FGA	Pct	FT-FTA	Pct	Off	Def	Tot	Avg								
13 Kisielius, Laimis..	6-5	189 31.5	31-47	.660	10-19	.526	29-39	.744	10	10	20	3.3	11	0	14	16	4	8	101	16.8
24 Payton, Adam.....	6-5	172 28.7	20-40	.500	6-12	.500	20-23	.870	6	18	24	4.0	6	0	9	16	0	11	66	11.0
11 Mann, Nathan.....	6-5	165 27.5	18-50	.360	7-29	.241	10-11	.909	3	21	24	4.0	9	0	10	10	1	3	53	8.8
02 Schneider, David...	4-4	119 29.8	8-21	.381	7-17	.412	12-16	.750	1	8	9	2.3	9	0	16	7	0	3	35	8.8
04 Smith, Alex.....	6-1	90 15.0	14-30	.467	0-1	.000	2-6	.333	7	12	19	3.2	10	0	1	7	3	1	30	5.0
20 Carrabine, Kyle....	6-1	77 12.8	10-21	.476	5-14	.357	2-3	.667	2	8	10	1.7	2	0	2	2	0	1	27	4.5
15 Stein, Peter.....	6-5	119 19.8	10-15	.667	0-1	.000	7-16	.438	7	12	19	3.2	17	0	8	10	3	3	27	4.5
45 Cofield, Corey.....	4-1	40 10.0	7-23	.304	0-0	.000	2-4	.500	2	9	11	2.8	8	0	2	10	1	4	16	4.0
22 Sumner, Danny.....	4-1	37 9.3	6-19	.316	2-8	.250	0-6	.000	5	0	5	1.3	0	0	1	1	1	2	14	3.5
03 Trumbower, Adam....	6-1	98 16.3	6-14	.429	1-7	.143	7-8	.875	3	10	13	2.2	11	0	10	9	0	4	20	3.3
00 Hess, Steven.....	6-0	41 6.8	3-7	.429	0-0	.000	5-9	.556	2	5	7	1.2	6	0	1	3	1	0	11	1.8
23 Darnell, Chris.....	6-1	72 12.0	4-11	.364	1-1	1.000	1-3	.333	3	8	11	1.8	7	0	7	7	2	2	10	1.7
25 Stratton, Chris....	2-0	3 1.5	1-1	1.000	0-0	.000	0-0	.000	1	0	1	0.5	0	0	0	0	0	0	2	1.0
12 Barnett, Marcus....	2-0	3 1.5	0-0	.000	0-0	.000	0-1	.000	0	1	1	0.5	1	0	0	0	1	0	0	0.0
Team.....									14	17	31	5.2	0		0					

Total.....	6	1225	138-299	.462	39-109	.358	97-145	.669	66	139	205	34.2	97	0	81	98	17	42	412	68.7
Opponents.....	6	1225	128-313	.409	32-120	.267	58-96	.604	62	121	183	30.5	121	7	56	102	13	38	346	57.7

TEAM STATISTICS	W&M	OPP	DATE	OPPONENT	W/L	SCORE	ATTEND
SCORING.....	412	346	11/20/06	WAGNER	W	77-53	3197
Points per game.....	68.7	57.7	12/01/06	JACKSONVILLE STATE	W	59-56	2684
Scoring margin.....	+11.0	-	12/02/06	CORNELL	W OT	73-68	2118
FIELD GOALS-ATT.....	138-299	128-313	12/08/06	NORTH FLORIDA	W	61-44	2135
Field goal pct.....	.462	.409	12/22/06	UMBC	W	70-58	1421
3 POINT FG-ATT.....	39-109	32-120	12/28/06	HAMPTON	W	72-67	2107
3-point FG pct.....	.358	.267	* = Conference game				
3-pt FG made per game..	6.5	5.3					
FREE THROWS-ATT.....	97-145	58-96					
Free throw pct.....	.669	.604					
REBOUNDS.....	205	183					
Rebounds per game.....	34.2	30.5					
Rebounding margin.....	+3.7	-					
ASSISTS.....	81	56					
Assists per game.....	13.5	9.3					
TURNOVERS.....	98	102					
Turnovers per game.....	16.3	17.0					
Turnover margin.....	+0.7	-					
Assist/turnover ratio..	0.8	0.5					
STEALS.....	42	38					
Steals per game.....	7.0	6.3					
BLOCKS.....	17	13					
Blocks per game.....	2.8	2.2					
WINNING STREAK.....	6	-					
Home win streak.....	6	-					
ATTENDANCE.....	13662	0					
Home games-Avg/Game....	6-2277	0-0					
Neutral site-Avg/Game..	-	0-0					

SCORE BY PERIODS:	1st	2nd	OT	Total
William and Mary.....	176	225	11	- 412
Opponents.....	140	200	6	- 346

2006-07 William and Mary Basketball
William and Mary Combined Team Statistics (as of Dec 22, 2006)
Games lost

RECORD:	OVERALL	HOME	AWAY	NEUTRAL
ALL GAMES.....	(0-4)	(0-1)	(0-3)	(0-0)
CONFERENCE.....	(0-1)	(0-1)	(0-0)	(0-0)
NON-CONFERENCE.....	(0-3)	(0-0)	(0-3)	(0-0)

## Player	GP-GS	Min--Avg	---TOTAL---			---3-PTS---			---REBOUNDS---				PF	FO	A	TO	Blk	Stl	Pts	Avg
			FG-FGA	Pct	3FG-FGA	Pct	FT-FTA	Pct	Off	Def	Tot	Avg								
02 Schneider, David...	3-2	95 31.7	11-30	.367	7-21	.333	11-16	.688	1	11	12	4.0	11	0	10	7	0	8	40	13.3
24 Payton, Adam.....	4-3	121 30.3	19-54	.352	2-12	.167	8-10	.800	6	9	15	3.8	12	1	6	7	1	4	48	12.0
13 Kisielius, Laimis..	4-4	120 30.0	11-26	.423	5-10	.500	7-9	.778	2	7	9	2.3	5	0	7	12	1	2	34	8.5
11 Mann, Nathan.....	4-4	97 24.3	9-29	.310	4-22	.182	4-5	.800	1	8	9	2.3	11	1	10	3	0	3	26	6.5
20 Kyle Carrabine.....	4-1	39 9.8	6-13	.462	6-13	.462	1-2	.500	0	2	2	0.5	2	0	0	1	0	0	19	4.8
15 Stein, Peter.....	4-2	79 19.8	8-11	.727	0-0	.000	1-3	.333	5	7	12	3.0	9	0	6	9	0	0	17	4.3
03 Trumbower, Adam....	4-1	51 12.8	2-6	.333	0-3	.000	10-11	.909	3	9	12	3.0	6	0	8	3	0	0	14	3.5
04 Smith, Alex.....	4-1	53 13.3	6-13	.462	0-1	.000	2-5	.400	3	8	11	2.8	9	1	1	3	1	2	14	3.5
45 Cofield, Corey.....	4-1	54 13.5	6-13	.462	0-0	.000	0-2	.000	4	6	10	2.5	1	0	2	5	0	0	12	3.0
00 Hess, Steven.....	3-0	23 7.7	2-4	.500	0-0	.000	1-4	.250	1	3	4	1.3	5	0	0	1	1	0	5	1.7
22 Sumner, Danny.....	4-0	42 10.5	3-15	.200	0-5	.000	0-1	.000	3	3	6	1.5	1	0	2	4	0	1	6	1.5
23 Darnell, Chris.....	4-1	26 6.5	1-4	.250	1-1	1.000	2-2	1.000	1	7	8	2.0	4	0	2	5	1	0	5	1.3
Team.....									7	8	15	3.8	0		0					

Total.....	4	800	84-218	.385	25-88	.284	47-70	.671	37	88	125	31.3	76	3	54	60	5	20	240	60.0
Opponents.....	4	800	99-233	.425	25-88	.284	65-93	.699	59	108	167	41.8	69	0	67	52	15	38	288	72.0

TEAM STATISTICS	W&M	OPP	DATE	OPPONENT	W/L	SCORE	ATTEND
SCORING.....	240	288	11/11/06	at Kansas State	L	60-70	11390
Points per game.....	60.0	72.0	11/25/06	at Holy Cross	L	57-66	2103
Scoring margin.....	-12.0	-	11/28/06	at Navy	L	63-79	1285
FIELD GOALS-ATT.....	84-218	99-233	*12/05/06	TOWSON	L	60-73	2073
Field goal pct.....	.385	.425	* = Conference game				
3 POINT FG-ATT.....	25-88	25-88					
3-point FG pct.....	.284	.284					
3-pt FG made per game..	6.3	6.3					
FREE THROWS-ATT.....	47-70	65-93					
Free throw pct.....	.671	.699					
REBOUNDS.....	125	167					
Rebounds per game.....	31.3	41.8					
Rebounding margin.....	-10.5	-					
ASSISTS.....	54	67					
Assists per game.....	13.5	16.8					
TURNOVERS.....	60	52					
Turnovers per game.....	15.0	13.0					
Turnover margin.....	-2.0	-					
Assist/turnover ratio..	0.9	1.3					
STEALS.....	20	38					
Steals per game.....	5.0	9.5					
BLOCKS.....	5	15					
Blocks per game.....	1.3	3.8					
WINNING STREAK.....	0	-					
Home win streak.....	0	-					
ATTENDANCE.....	2073	14778					
Home games-Avg/Game....	1-2073	3-4926					
Neutral site-Avg/Game..	-	0-0					

SCORE BY PERIODS:	1st	2nd	Total	
William and Mary.....	106	134	-	240
Opponents.....	148	140	-	288

2006-07 William and Mary Basketball
William and Mary Combined Team Statistics (as of Dec 28, 2006)
Last Three Games

RECORD:	OVERALL	HOME	AWAY	NEUTRAL
ALL GAMES.....	(3-0)	(3-0)	(0-0)	(0-0)
CONFERENCE.....	(0-0)	(0-0)	(0-0)	(0-0)
NON-CONFERENCE.....	(3-0)	(3-0)	(0-0)	(0-0)

## Player	GP-GS	Min--Avg	---TOTAL---		---3-PTS---		---REBOUNDS---				PF	FO	A	TO	Blk	Stl	Pts	Avg		
			FG-FGA	Pct	3FG-FGA	Pct	FT-FTA	Pct	Off	Def									Tot	Avg
13 Kisielius, Laimis..	3-3	95 31.7	11-17	.647	4-7	.571	16-22	.727	4	2	6	2.0	5	0	8	6	4	3	42	14.0
11 Mann, Nathan.....	3-3	85 28.3	9-23	.391	3-13	.231	9-9	1.000	3	9	12	4.0	5	0	6	6	0	1	30	10.0
24 Payton, Adam.....	3-3	91 30.3	9-19	.474	4-6	.667	7-7	1.000	2	7	9	3.0	4	0	6	8	0	4	29	9.7
02 Schneider, David...	3-3	94 31.3	6-18	.333	6-15	.400	9-12	.750	1	6	7	2.3	6	0	10	6	0	2	27	9.0
15 Stein, Peter.....	3-3	62 20.7	7-12	.583	0-1	.000	7-11	.636	2	7	9	3.0	10	0	1	4	2	3	21	7.0
04 Smith, Alex.....	3-0	45 15.0	9-17	.529	0-1	.000	2-3	.667	3	6	9	3.0	6	0	1	3	2	0	20	6.7
20 Carrabine, Kyle....	3-0	38 12.7	6-12	.500	4-9	.444	0-0	.000	1	5	6	2.0	1	0	1	2	0	1	16	5.3
03 Trumbower, Adam....	3-0	35 11.7	3-6	.500	0-2	.000	3-4	.750	2	3	5	1.7	4	0	3	6	0	3	9	3.0
00 Hess, Steven.....	3-0	24 8.0	2-3	.667	0-0	.000	5-8	.625	2	1	3	1.0	3	0	1	2	0	0	9	3.0
22 Sumner, Danny.....	1-0	1 1.0	0-1	.000	0-1	.000	0-0	.000	0	0	0	0.0	0	0	0	0	0	0	0	0.0
23 Darneil, Chris.....	3-0	24 8.0	0-1	.000	0-0	.000	0-0	.000	0	0	0	0.0	2	0	0	1	0	1	0	0.0
12 Barnett, Marcus....	1-0	1 1.0	0-0	.000	0-0	.000	0-0	.000	0	0	0	0.0	0	0	0	0	0	0	0	0.0
25 Stratton, Chris....	1-0	1 1.0	0-0	.000	0-0	.000	0-0	.000	0	0	0	0.0	0	0	0	0	0	0	0	0.0
45 Cofield, Corey....	1-0	4 4.0	0-1	.000	0-0	.000	0-0	.000	0	0	0	0.0	0	0	1	0	0	0	0	0.0
Team.....									5	12	17	5.7	0		0					

Total.....	3	600	62-130	.477	21-55	.382	58-76	.763	25	58	83	27.7	46	0	38	44	8	18	203	67.7
Opponents.....	3	600	60-146	.411	14-51	.275	35-54	.648	35	51	86	28.7	55	2	17	48	4	16	169	56.3

TEAM STATISTICS	W&M	OPP	DATE	OPPONENT	W/L	SCORE	ATTEND
SCORING.....	203	169	12/08/06	NORTH FLORIDA	W	61-44	2135
Points per game.....	67.7	56.3	12/22/06	UMBC	W	70-58	1421
Scoring margin.....	+11.3	-	12/28/06	HAMPTON	W	72-67	2107
FIELD GOALS-ATT.....	62-130	60-146	* = Conference game				
Field goal pct.....	.477	.411					
3 POINT FG-ATT.....	21-55	14-51					
3-point FG pct.....	.382	.275					
3-pt FG made per game..	7.0	4.7					
FREE THROWS-ATT.....	58-76	35-54					
Free throw pct.....	.763	.648					
REBOUNDS.....	83	86					
Rebounds per game.....	27.7	28.7					
Rebounding margin.....	-1.0	-					
ASSISTS.....	38	17					
Assists per game.....	12.7	5.7					
TURNOVERS.....	44	48					
Turnovers per game....	14.7	16.0					
Turnover margin.....	+1.3	-					
Assist/turnover ratio..	0.9	0.4					
STEALS.....	18	16					
Steals per game.....	6.0	5.3					
BLOCKS.....	8	4					
Blocks per game.....	2.7	1.3					
WINNING STREAK.....	3	-					
Home win streak.....	3	-					
ATTENDANCE.....	5663	0					
Home games-Avg/Game....	3-1888	0-0					
Neutral site-Avg/Game..	-	0-0					

SCORE BY PERIODS:	1st	2nd	Total
William and Mary.....	93	110	- 203
Opponents.....	70	99	- 169

2006-07 William and Mary Basketball
William and Mary Combined Team Statistics (as of Dec 28, 2006)
Last Six Games

RECORD:	OVERALL	HOME	AWAY	NEUTRAL
ALL GAMES.....	(5-1)	(5-1)	(0-0)	(0-0)
CONFERENCE.....	(0-1)	(0-1)	(0-0)	(0-0)
NON-CONFERENCE.....	(5-0)	(5-0)	(0-0)	(0-0)

## Player	GP-GS	---TOTAL---		---3-PTS---		---REBOUNDS---				PF		FO		A		TO		Blk	Stl	Pts	Avg
		Min	Avg	FG-FGA	Pct	3FG-FGA	Pct	FT-FTA	Pct	Off	Def	Tot	Avg								
13 Kisielius, Laimis..	6-5	190	31.7	23-41	.561	8-18	.444	29-38	.763	10	8	18	3.0	7	0	17	14	4	5	83	13.8
24 Payton, Adam.....	6-4	179	29.8	23-50	.460	6-13	.462	21-25	.840	5	15	20	3.3	10	1	7	16	0	10	73	12.2
02 Schneider, David...	4-3	122	30.5	11-27	.407	10-23	.435	13-17	.765	1	8	9	2.3	9	0	12	7	0	3	45	11.3
11 Mann, Nathan.....	6-5	166	27.7	19-52	.365	7-32	.219	14-15	.933	3	18	21	3.5	10	0	11	10	0	4	59	9.8
20 Carrabine, Kyle....	6-2	81	13.5	12-26	.462	8-20	.400	1-2	.500	2	9	11	1.8	4	0	2	2	0	1	33	5.5
15 Stein, Peter.....	6-4	140	23.3	12-18	.667	0-1	.000	7-17	.412	8	15	23	3.8	16	0	11	11	3	3	31	5.2
04 Smith, Alex.....	6-2	88	14.7	13-27	.481	0-1	.000	2-5	.400	6	10	16	2.7	7	0	1	7	2	1	28	4.7
03 Trumbower, Adam....	6-2	102	17.0	5-14	.357	1-7	.143	9-10	.900	4	12	16	2.7	11	0	12	9	0	4	20	3.3
45 Coffield, Corey....	4-1	31	7.8	3-13	.231	0-0	.000	1-2	.500	3	4	7	1.8	4	0	2	6	1	4	7	1.8
00 Hess, Steven.....	6-0	39	6.5	2-4	.500	0-0	.000	5-9	.556	2	3	5	0.8	5	0	1	2	0	0	9	1.5
23 Darnell, Chris.....	6-1	61	10.2	1-6	.167	0-0	.000	3-5	.600	1	8	9	1.5	8	0	4	8	2	2	5	0.8
22 Sumner, Danny.....	4-1	24	6.0	1-11	.091	0-4	.000	0-6	.000	2	1	3	0.8	0	0	1	1	1	1	2	0.5
12 Barnett, Marcus....	1-0	1	1.0	0-0	.000	0-0	.000	0-0	.000	0	0	0	0.0	0	0	0	0	0	0	0	0.0
25 Stratton, Chris....	1-0	1	1.0	0-0	.000	0-0	.000	0-0	.000	0	0	0	0.0	0	0	0	0	0	0	0	0.0
Team.....										14	17	31	5.2	0			0				

Total.....	6	1225	125-289	.433	40-119	.336	105-151	.695	61	128	189	31.5	91	1	81	93	13	38	395	65.8
Opponents.....	6	1225	137-310	.442	29-109	.266	63-93	.677	57	125	182	30.3	118	6	63	96	13	42	366	61.0

TEAM STATISTICS	W&M	OPP	DATE	OPPONENT	W/L	SCORE	ATTEND
SCORING.....	395	366	12/01/06	JACKSONVILLE STATE	W	59-56	2684
Points per game.....	65.8	61.0	12/02/06	CORNELL	W OT	73-68	2118
Scoring margin.....	+4.8	-	*12/05/06	TOWSON	L	60-73	2073
FIELD GOALS-ATT.....	125-289	137-310	12/08/06	NORTH FLORIDA	W	61-44	2135
Field goal pct.....	.433	.442	12/22/06	UMBC	W	70-58	1421
3 POINT FG-ATT.....	40-119	29-109	12/28/06	HAMPTON	W	72-67	2107
3-point FG pct.....	.336	.266	* = Conference game				
3-pt FG made per game..	6.7	4.8					
FREE THROWS-ATT.....	105-151	63-93					
Free throw pct.....	.695	.677					
REBOUNDS.....	189	182					
Rebounds per game.....	31.5	30.3					
Rebounding margin.....	+1.2	-					
ASSISTS.....	81	63					
Assists per game.....	13.5	10.5					
TURNOVERS.....	93	96					
Turnovers per game.....	15.5	16.0					
Turnover margin.....	+0.5	-					
Assist/turnover ratio..	0.9	0.7					
STEALS.....	38	42					
Steals per game.....	6.3	7.0					
BLOCKS.....	13	13					
Blocks per game.....	2.2	2.2					
WINNING STREAK.....	3	-					
Home win streak.....	3	-					
ATTENDANCE.....	12538	0					
Home games-Avg/Game....	6-2090	0-0					
Neutral site-Avg/Game..	-	0-0					

SCORE BY PERIODS:	1st	2nd	OT	Total
William and Mary.....	170	214	11	395
Opponents.....	162	198	6	366

2006-07 William and Mary Basketball
William and Mary Combined Team Statistics (as of Dec 28, 2006)
Last Nine Games

RECORD:	OVERALL	HOME	AWAY	NEUTRAL
ALL GAMES.....	(6-3)	(6-1)	(0-2)	(0-0)
CONFERENCE.....	(0-1)	(0-1)	(0-0)	(0-0)
NON-CONFERENCE.....	(6-2)	(6-0)	(0-2)	(0-0)

## Player	GP-GS	Min--Avg	---TOTAL---			---3-PTS---			---REBOUNDS---				PF	FO	A	TO	Blk	Stl	Pts	Avg	
			FG-FGA	Pct	3FG-FGA	Pct	FT-FTA	Pct	Off	Def	Tot	Avg									
13 Kisielius, Laimis..	9-8	274	30.4	37-66	.561	12-26	.462	33-44	.750	11	16	27	3.0	13	0	19	25	5	9	119	13.2
24 Payton, Adam.....	9-7	264	29.3	37-86	.430	8-22	.364	27-32	.844	11	25	36	4.0	17	1	13	20	1	15	109	12.1
02 Schneider, David...	6-5	176	29.3	14-37	.378	11-29	.379	18-25	.720	1	11	12	2.0	16	0	19	9	0	7	57	9.5
11 Mann, Nathan.....	9-8	242	26.9	25-73	.342	10-46	.217	14-16	.875	3	29	32	3.6	15	0	19	12	1	5	74	8.2
20 Carrabine, Kyle....	9-2	113	12.6	16-34	.471	11-27	.407	3-5	.600	2	10	12	1.3	4	0	2	3	0	1	46	5.1
04 Smith, Alex.....	9-2	130	14.4	19-39	.487	0-2	.000	4-11	.364	9	18	27	3.0	17	1	2	10	4	3	42	4.7
15 Stein, Peter.....	9-6	178	19.8	16-22	.727	0-1	.000	8-19	.421	9	16	25	2.8	22	0	12	17	3	3	40	4.4
03 Trumbower, Adam....	9-2	147	16.3	8-20	.400	1-10	.100	17-19	.895	6	18	24	2.7	17	0	18	11	0	4	34	3.8
45 Cofield, Corey....	7-2	80	11.4	11-32	.344	0-0	.000	2-4	.500	6	15	21	3.0	9	0	3	14	1	4	24	3.4
22 Sumner, Danny.....	7-1	73	10.4	9-33	.273	2-12	.167	0-7	.000	8	3	11	1.6	0	0	3	4	1	3	20	2.9
00 Hess, Steven.....	8-0	53	6.6	4-8	.500	0-0	.000	5-9	.556	2	6	8	1.0	8	0	1	3	1	0	13	1.6
23 Darnell, Chris....	9-2	89	9.9	4-13	.308	1-1	1.000	3-5	.600	4	12	16	1.8	10	0	8	11	3	2	12	1.3
25 Stratton, Chris....	2-0	3	1.5	1-1	1.000	0-0	.000	0-0	.000	1	0	1	0.5	0	0	0	0	0	0	2	1.0
12 Barnett, Marcus....	2-0	3	1.5	0-0	.000	0-0	.000	0-1	.000	0	1	1	0.5	1	0	0	0	1	0	0	0.0
Team.....										20	20	40	4.4	0		0					

Total.....	9	1825		201-464	.433	56-176	.318	134-197	.680	93	200	293	32.6	149	2	119	139	21	56	592	65.8
Opponents.....	9	1825		203-466	.436	51-179	.285	107-162	.660	89	202	291	32.3	172	7	107	145	20	68	564	62.7

TEAM STATISTICS	W&M	OPP	DATE	OPPONENT	W/L	SCORE	ATTEND
SCORING.....	592	564	11/20/06	WAGNER	W	77-53	3197
Points per game.....	65.8	62.7	11/25/06	at Holy Cross	L	57-66	2103
Scoring margin.....	+3.1	-	11/28/06	at Navy	L	63-79	1285
FIELD GOALS-ATT.....	201-464	203-466	12/01/06	JACKSONVILLE STATE	W	59-56	2684
Field goal pct.....	.433	.436	12/02/06	CORNELL	W OT	73-68	2118
3 POINT FG-ATT.....	56-176	51-179	*12/05/06	TOWSON	L	60-73	2073
3-point FG pct.....	.318	.285	12/08/06	NORTH FLORIDA	W	61-44	2135
3-pt FG made per game..	6.2	5.7	12/22/06	UMBC	W	70-58	1421
FREE THROWS-ATT.....	134-197	107-162	12/28/06	HAMPTON	W	72-67	2107
Free throw pct.....	.680	.660	* = Conference game				
REBOUNDS.....	293	291					
Rebounds per game.....	32.6	32.3					
Rebounding margin.....	+0.2	-					
ASSISTS.....	119	107					
Assists per game.....	13.2	11.9					
TURNOVERS.....	139	145					
Turnovers per game.....	15.4	16.1					
Turnover margin.....	+0.7	-					
Assist/turnover ratio..	0.9	0.7					
STEALS.....	56	68					
Steals per game.....	6.2	7.6					
BLOCKS.....	21	20					
Blocks per game.....	2.3	2.2					
WINNING STREAK.....	3	-					
Home win streak.....	3	-					
ATTENDANCE.....	15735	3388					
Home games-Avg/Game....	7-2248	2-1694					
Neutral site-Avg/Game..	-	0-0					

SCORE BY PERIODS:	1st	2nd	OT	Total
William and Mary.....	255	326	11	592
Opponents.....	254	304	6	564

2006-07 William and Mary Basketball
 William and Mary High/Low Analysis (as of Dec 28, 2006)
 All games

William and Mary - TEAM GAME HIGHS

POINTS.....	77	vs Wagner (11/20/06)
	73	vs Cornell (12/02/06)
	72	vs Hampton (12/28/06)
	70	vs UMBC (12/22/06)
	63	at Navy (11/28/06)
FIELD GOALS MADE.....	32	vs Wagner (11/20/06)
	24	vs Cornell (12/02/06)
FIELD GOAL ATTEMPTS.....	64	vs Wagner (11/20/06)
	56	vs Cornell (12/02/06)
	56	at Holy Cross (11/25/06)
FIELD GOAL PERCENTAGE.....	.512 (21-41)	vs Hampton (12/28/06)
	.500 (32-64)	vs Wagner (11/20/06)
	.500 (21-42)	vs UMBC (12/22/06)
3 PT FIELD GOALS MADE.....	9	vs Hampton (12/28/06)
	9	vs Cornell (12/02/06)
3 PT FG ATTEMPTS.....	29	vs Towson (12/05/06)
	24	vs Cornell (12/02/06)
3 PT FG PERCENTAGE.....	.467 (7-15)	vs UMBC (12/22/06)
	.450 (9-20)	vs Hampton (12/28/06)
FREE THROWS MADE.....	21	vs Hampton (12/28/06)
	21	vs UMBC (12/22/06)
FREE THROW ATTEMPTS.....	33	vs Jacksonville State (12/01/06)
	29	vs Hampton (12/28/06)
FREE THROW PERCENTAGE.....	.955 (21-22)	vs UMBC (12/22/06)
	.778 (14-18)	vs Towson (12/05/06)
REBOUNDS.....	47	vs Jacksonville State (12/01/06)
	42	vs Wagner (11/20/06)
ASSISTS.....	16	vs Towson (12/05/06)
	16	vs Cornell (12/02/06)
	16	vs Wagner (11/20/06)
	16	at Kansas State (11/11/06)
STEALS.....	12	vs North Florida (12/08/06)
	9	vs Jacksonville State (12/01/06)
BLOCKED SHOTS.....	4	vs North Florida (12/08/06)
	4	vs Wagner (11/20/06)
TURNOVERS.....	28	vs Jacksonville State (12/01/06)
	24	vs Hampton (12/28/06)
FOULS.....	25	vs Wagner (11/20/06)
	24	at Kansas State (11/11/06)

2006-07 William and Mary Basketball
 William and Mary High/Low Analysis (as of Dec 28, 2006)
 All games

Opponent - GAME HIGHS

POINTS.....	79	at Navy (11/28/06)
	73	vs Towson (12/05/06)
	70	at Kansas State (11/11/06)
	68	vs Cornell (12/02/06)
	67	vs Hampton (12/28/06)
FIELD GOALS MADE.....	27	at Navy (11/28/06)
	26	vs Towson (12/05/06)
	26	vs Cornell (12/02/06)
FIELD GOAL ATTEMPTS.....	80	at Kansas State (11/11/06)
	62	vs Jacksonville State (12/01/06)
FIELD GOAL PERCENTAGE.....	.614 (27-44)	at Navy (11/28/06)
	.531 (26-49)	vs Towson (12/05/06)
3 PT FIELD GOALS MADE.....	9	at Navy (11/28/06)
	8	vs Wagner (11/20/06)
3 PT FG ATTEMPTS.....	31	vs Wagner (11/20/06)
	29	at Kansas State (11/11/06)
3 PT FG PERCENTAGE.....	.643 (9-14)	at Navy (11/28/06)
	.368 (7-19)	vs Cornell (12/02/06)
FREE THROWS MADE.....	19	vs Hampton (12/28/06)
	17	at Holy Cross (11/25/06)
FREE THROW ATTEMPTS.....	31	vs Hampton (12/28/06)
	27	at Kansas State (11/11/06)
FREE THROW PERCENTAGE.....	.867 (13-15)	vs UMBC (12/22/06)
	.818 (9-11)	vs Cornell (12/02/06)
REBOUNDS.....	59	at Kansas State (11/11/06)
	43	at Holy Cross (11/25/06)
ASSISTS.....	20	at Navy (11/28/06)
	17	vs Towson (12/05/06)
	17	vs Cornell (12/02/06)
STEALS.....	14	vs Jacksonville State (12/01/06)
	12	at Holy Cross (11/25/06)
BLOCKED SHOTS.....	8	at Kansas State (11/11/06)
	5	at Holy Cross (11/25/06)
TURNOVERS.....	21	vs Hampton (12/28/06)
	19	vs Jacksonville State (12/01/06)
	19	vs Wagner (11/20/06)
FOULS.....	25	vs Jacksonville State (12/01/06)
	24	vs Hampton (12/28/06)
	24	vs Cornell (12/02/06)

2006-07 William and Mary Basketball
 William and Mary High/Low Analysis (as of Dec 28, 2006)
 All games

William and Mary - GAME LOWS

POINTS.....	57	at Holy Cross (11/25/06)
	59	vs Jacksonville State (12/01/06)
	60	at Kansas State (11/11/06)
	60	vs Towson (12/05/06)
	61	vs North Florida (12/08/06)
FIELD GOALS MADE.....	19	vs Towson (12/05/06)
	20	vs Jacksonville State (12/01/06)
	20	vs North Florida (12/08/06)
FIELD GOAL ATTEMPTS.....	41	vs Hampton (12/28/06)
	42	vs UMBC (12/22/06)
FIELD GOAL PERCENTAGE.....	.352 (19-54)	vs Towson (12/05/06)
	.393 (22-56)	at Holy Cross (11/25/06)
3 PT FIELD GOALS MADE.....	2	vs Jacksonville State (12/01/06)
	4	at Navy (11/28/06)
3 PT FG ATTEMPTS.....	11	vs Jacksonville State (12/01/06)
	15	vs UMBC (12/22/06)
3 PT FG PERCENTAGE.....	.182 (2-11)	vs Jacksonville State (12/01/06)
	.190 (4-21)	at Navy (11/28/06)
FREE THROWS MADE.....	6	vs Wagner (11/20/06)
	8	at Holy Cross (11/25/06)
FREE THROW ATTEMPTS.....	12	vs Wagner (11/20/06)
	14	at Holy Cross (11/25/06)
FREE THROW PERCENTAGE.....	.500 (6-12)	vs Wagner (11/20/06)
	.515 (17-33)	vs Jacksonville State (12/01/06)
REBOUNDS.....	23	vs UMBC (12/22/06)
	25	vs Hampton (12/28/06)
ASSISTS.....	11	at Holy Cross (11/25/06)
	11	at Navy (11/28/06)
	11	vs Jacksonville State (12/01/06)
	11	vs UMBC (12/22/06)
STEALS.....	3	vs UMBC (12/22/06)
	3	vs Hampton (12/28/06)
BLOCKED SHOTS.....	0	vs Towson (12/05/06)
	1	at Kansas State (11/11/06)
TURNOVERS.....	8	vs Towson (12/05/06)
	9	vs UMBC (12/22/06)
FOULS.....	11	vs Jacksonville State (12/01/06)
	12	vs North Florida (12/08/06)

2006-07 William and Mary Basketball
 William and Mary High/Low Analysis (as of Dec 28, 2006)
 All games

Opponent - GAME LOWS

POINTS.....	44	vs North Florida (12/08/06)
	53	vs Wagner (11/20/06)
	56	vs Jacksonville State (12/01/06)
	58	vs UMBC (12/22/06)
	66	at Holy Cross (11/25/06)
FIELD GOALS MADE.....	17	vs Wagner (11/20/06)
	18	vs North Florida (12/08/06)
FIELD GOAL ATTEMPTS.....	44	at Navy (11/28/06)
	45	vs UMBC (12/22/06)
FIELD GOAL PERCENTAGE.....	.300 (24-80)	at Kansas State (11/11/06)
	.327 (17-52)	vs Wagner (11/20/06)
3 PT FIELD GOALS MADE.....	3	vs Jacksonville State (12/01/06)
	3	vs UMBC (12/22/06)
3 PT FG ATTEMPTS.....	14	at Navy (11/28/06)
	14	vs UMBC (12/22/06)
3 PT FG PERCENTAGE.....	.158 (3-19)	vs Jacksonville State (12/01/06)
	.200 (5-25)	at Holy Cross (11/25/06)
FREE THROWS MADE.....	3	vs Jacksonville State (12/01/06)
	3	vs North Florida (12/08/06)
FREE THROW ATTEMPTS.....	8	vs Jacksonville State (12/01/06)
	8	vs North Florida (12/08/06)
FREE THROW PERCENTAGE.....	.375 (3-8)	vs Jacksonville State (12/01/06)
	.375 (3-8)	vs North Florida (12/08/06)
REBOUNDS.....	24	vs UMBC (12/22/06)
	28	at Navy (11/28/06)
ASSISTS.....	4	vs Hampton (12/28/06)
	6	vs UMBC (12/22/06)
STEALS.....	0	vs North Florida (12/08/06)
	3	vs Wagner (11/20/06)
BLOCKED SHOTS.....	0	vs UMBC (12/22/06)
	0	vs Hampton (12/28/06)
TURNOVERS.....	9	at Kansas State (11/11/06)
	12	vs UMBC (12/22/06)
FOULS.....	14	vs Towson (12/05/06)
	15	vs UMBC (12/22/06)

2006-07 William and Mary Basketball
 William and Mary High/Low Analysis (as of Dec 28, 2006)
 All games

William and Mary - INDIVIDUAL GAME HIGHS

POINTS.....	21	Kisielius, Laimis vs Cornell (12/02/06)	
	20	Kisielius, Laimis vs Jacksonville State (12/01/06)	
	19	Kisielius, Laimis vs UMBC (12/22/06)	
	18	Kisielius, Laimis vs Hampton (12/28/06)	
	18	Schneider, David vs Towson (12/05/06)	
	18	Payton, Adam vs Jacksonville State (12/01/06)	
	18	Kisielius, Laimis vs Wagner (11/20/06)	
	18	Schneider, David at Kansas State (11/11/06)	
	FIELD GOALS MADE.....	8	Kisielius, Laimis vs Wagner (11/20/06)
		7	Payton, Adam vs Towson (12/05/06)
		7	Kisielius, Laimis vs Cornell (12/02/06)
	FIELD GOAL ATT.....	16	Payton, Adam vs Towson (12/05/06)
		16	Payton, Adam at Navy (11/28/06)
	FG PCT (min 5 made).....	.833 (5-6)	Kisielius, Laimis vs Jacksonville State (12/01/06)
		.714 (5-7)	Kisielius, Laimis vs UMBC (12/22/06)
		.714 (5-7)	Kisielius, Laimis at Kansas State (11/11/06)
	3 PT FG MADE.....	4	Schneider, David vs Towson (12/05/06)
		4	Mann, Nathan vs Cornell (12/02/06)
3 PT FG ATTEMPTS.....	10	Mann, Nathan vs Cornell (12/02/06)	
	9	Schneider, David at Kansas State (11/11/06)	
3-PT FG PCT (min 2 made).....	1.000 (3-3)	Kisielius, Laimis at Kansas State (11/11/06)	
	1.000 (2-2)	Kisielius, Laimis vs Hampton (12/28/06)	
	1.000 (2-2)	Payton, Adam vs Hampton (12/28/06)	
FREE THROWS MADE.....	9	Kisielius, Laimis vs Jacksonville State (12/01/06)	
	8	Kisielius, Laimis vs Hampton (12/28/06)	
	8	Payton, Adam vs Cornell (12/02/06)	
	8	Trumbower, Adam at Navy (11/28/06)	
FREE THROW ATT.....	12	Kisielius, Laimis vs Hampton (12/28/06)	
	12	Kisielius, Laimis vs Jacksonville State (12/01/06)	
FT PCT (min 3 made).....	1.000 (4-4)	Payton, Adam vs UMBC (12/22/06)	
	1.000 (4-4)	Schneider, David vs North Florida (12/08/06)	
	1.000 (4-4)	Mann, Nathan vs North Florida (12/08/06)	
	1.000 (4-4)	Mann, Nathan vs Towson (12/05/06)	
	1.000 (4-4)	Kisielius, Laimis vs Cornell (12/02/06)	
	1.000 (3-3)	Stein, Peter vs Hampton (12/28/06)	
	1.000 (3-3)	Mann, Nathan vs UMBC (12/22/06)	
REBOUNDS.....	9	Mann, Nathan vs North Florida (12/08/06)	
	9	Schneider, David at Kansas State (11/11/06)	
	ASSISTS.....	7	Schneider, David at Kansas State (11/11/06)
		6	Schneider, David vs Wagner (11/20/06)
	STEALS.....	4	Schneider, David at Kansas State (11/11/06)
		3	Payton, Adam vs North Florida (12/08/06)
		3	Trumbower, Adam vs North Florida (12/08/06)
3		Payton, Adam vs Cornell (12/02/06)	
3		Cofield, Corey vs Jacksonville State (12/01/06)	
3		Schneider, David at Holy Cross (11/25/06)	
3		Kisielius, Laimis vs Wagner (11/20/06)	
BLOCKED SHOTS.....	2	Smith, Alex vs Hampton (12/28/06)	
	2	Kisielius, Laimis vs UMBC (12/22/06)	
	2	Kisielius, Laimis vs North Florida (12/08/06)	
	2	Stein, Peter vs North Florida (12/08/06)	
TURNOVERS.....	2	Darnell, Chris vs Cornell (12/02/06)	
	6	Kisielius, Laimis vs Jacksonville State (12/01/06)	

FOULS.....

5 Cofield, Corey vs Jacksonville State (12/01/06)
5 Kisielius, Laimis at Holy Cross (11/25/06)
5 Schneider, David at Kansas State (11/11/06)
5 Payton, Adam vs Towson (12/05/06)
5 Smith, Alex at Holy Cross (11/25/06)
5 Mann, Nathan at Kansas State (11/11/06)