

2006-07

Tribe

MEN'S BASKETBALL

MEN'S BASKETBALL CONTACT/ASSOCIATE DIRECTOR: KRIS SEARS - PHONE: 757-221-3368 - EMAIL: KASEAR@WM.EDU - FAX: 757-221-3412

TOWSON TIGERS (4-3, 0-0 CAA)

AT

WILLIAM AND MARY TRIBE (3-3, 0-0 CAA)

Dec. 5, 2006 • 8:00 PM • CSN-MA/CSN-P
Kaplan Arena at William and Mary Hall (8,600)
Williamsburg, Va.

W&M OPENS CAA SLATE AT HOME

The William and Mary men's basketball team opens the CAA portion of the schedule by hosting Towson (4-3) on Tuesday, Dec. 5, at 8 p.m. The game will be aired live on Comcast SportsNet Mid-Atlantic and Comcast SportsNet Philadelphia. Comcast SportsNet Mid-Atlantic reaches over 4.7 million television households in Delaware, Maryland, Virginia and Washington, DC and is also available on DirecTV channel 629. Comcast SportsNet Philadelphia reaches over three million TVHH in Philadelphia, southern New Jersey and Delaware.

The Tribe enters the contest on a two-game winning streak after claiming the W&M Tip-Off Classic with victories over Jacksonville State, 59-56, on Dec. 1 and Cornell, 73-68, in overtime on Dec. 2. W&M trailed the Big Red by 13 points with five minutes remaining, but rallied to force overtime before eventually claiming the victory. Senior guard Adam Payton was the Classic MVP, while junior Laimis Kisielius was an All-Tournament choice.

The game can be heard live over the Tribe Radio Network with Jay Colley, Bill McDonald and Charlie Woollum on the call. The affair also can be followed live over the Internet at TribeAthletics.com.

STORY LINES

- The Tribe will play the first of four home TV games against the Tigers.

- W&M will look to remain perfect in the friendly confines of Kaplan Arena. The College is 3-0 at home this season. W&M is also a perfect 7-0 in Williamsburg against the Tigers.

PROBABLE STARTING LINEUPS

WILLIAM AND MARY TRIBE

Pos.	No.	Name	Ht.	Wt.	Cl./El.	PPG	APG	RPG	Other
G	3	Adam Trumbower	6-3	190	Sr./Sr.	3.8	2.0	2.7	.923 FT%
G	24	Adam Payton	6-3	195	5th/Sr.	11.5	1.5	4.3	1.7 SPG
G	22	Danny Sumner	6-7	190	Fr./Fr.	3.3	0.3	1.7	
F	45	Corey Cofield	6-5	245	Sr./Sr.	4.7	0.5	3.3	
F	15	Peter Stein	6-9	220	So./So.	2.8	1.5	3.0	

TOWSON TIGERS

Pos.	No.	Name	Ht.	Wt.	Cl./El.	PPG	APG	RPG	Other
F	22	Dennard Abraham	6-8	245	Sr./Sr.	5.2	1.4	6.6	
F	25	Winstonn Tubbs	6-6	210	Sr./Sr.	6.7	0.4	7.9	
F	33	Jonathan Pease	6-6	190	Sr./Jr.	3.0	0.0	2.6	
G	1	C.C. Williams	6-1	170	Jr./Jr.	6.4	3.1	2.0	1.4 SPG
G	14	Gary Neal	6-4	200	5th/Sr.	22.0	2.0	3.9	88.9 FT%

2006-07 W&M MEN'S BASKETBALL SCHEDULE

Overall: 3-3 Home: 3-0 Away: 0-3 Conference: 0-0

NOVEMBER

1	BARTON COLLEGE (exh.)	W, 85-73
11	at Kansas State	L, 60-70
20	WAGNER	W, 77-53
25	at Holy Cross	L, 57-66
28	at Navy	L, 63-79

DECEMBER

2006 W&M TIP-OFF CLASSIC (WILLIAMSBURG, VA.)

1	Cornell vs. VMI	Cornell, 99-94
1	JACKSONVILLE STATE	W, 59-56
2	Jacksonville State vs. VMI	Jacksonville State, 87-85
2	CORNELL	W, 73-68 (OT)

5	TOWSON * (TV - CSN-MA; CSN-P)	8 PM
8	NORTH FLORIDA	7 PM
22	UMBC	7 PM
28	HAMPTON	7 PM
31	RICHMOND	2 PM

JANUARY

3	at George Mason *	7 PM
6	NORTHEASTERN (TV - CN8) *	12 PM
8	at Georgia State *	6 PM
10	VIRGINIA COMMONWEALTH *	7 PM
13	at Delaware *	7 PM
16	GEORGE MASON (TV - ESPN Regional) *	7 PM
20	at Hofstra *	4 PM
24	at Old Dominion *	7 PM
27	GEORGIA STATE *	7 PM
29	at Virginia Commonwealth *	7:30 PM
31	JAMES MADISON *	7 PM

FEBRUARY

3	UNC WILMINGTON * (TV - UNCW-TV)	7 PM
7	at James Madison *	7 PM
10	at UNC Wilmington *	7 PM
14	DREXEL *	7 PM
17	ESPN BracketBusters (Away)	
21	at Drexel *	7:30 PM
24	OLD DOMINION *	2 PM

MARCH

2	CAA Tournament First Round (Richmond, Va.)
3	CAA Tournament Quarterfinals (Richmond, Va.)
4	CAA Tournament Semifinals (Richmond, Va.)
5	CAA Tournament Final (Richmond, Va.)

* Colonial Athletic Association game
 CSN-MA - Comcast SportsNet Mid-Atlantic
 CSN-P - Comcast SportsNet Philadelphia



RECAPPING CORNELL

The Tribe took home the W&M Tip-Off Classic crown, overcoming a 13-point deficit with five minutes to go to defeat Cornell, 73-68, in overtime. Senior guard Adam Payton garnered Classic MVP honors, while junior Laimis Kisielius was named to the All-Tournament team.

Trailing 59-46 following a trey from Cornell forward Ryan Wittman, the Tribe used a 12-0 run over two minutes to pull within one point, 59-58, with 1:15 remaining. Cornell connected on 3-of-4 free throws to extend the lead back to 62-58 with 28 seconds to play. Junior Nathan Mann sank a 3-pointer six seconds later to once again make it a one-point affair. Cornell owned the ball after a time-out with 15 seconds remaining, but it was Payton to the rescue, as he made a diving steal to take the ball away from the Big Red's Jason Battle, drawing the foul in the process. Payton connected on the first of his two from the charity stripe to send the game to OT.

The Tribe struck first in the extra period, as Mann sank a jumper. Cornell continued the backdoor attack that kept them in the lead for most of the game, eventually pulling even with the Tribe at 66 with 2:30 remaining. Kisielius proceeded to show some breaking-and-entering skills of his own, enacting the last lead change of the game off an assist from Trumbower. W&M hit 5-of-6 free throws over the final minute to secure the victory.

The Tribe's bench once again came up huge in the victory, outscoring its counterparts, 50-9. W&M hit nine 3-point field goals in the victory, while also connecting on 16-of-24 from the charity stripe. Kisielius finished with a game-high 21 points to go along with six rebounds and four assists. Mann added 15 points, including four 3-point field goals. Payton had 10 points and three steals in the win. Trumbower continued his impressive play with seven points and a career-high tying five assists compared to only one turnover.

W&M IN CAA OPENERS

W&M is 8-13 all-time in CAA openers. The Tribe is 7-6 in CAA openers at home, including victories in seven of its last nine conference openers in Williamsburg. It marks the second time the Tribe will open the CAA slate against Towson. During the 2002-03 season, the Tribe defeated the Tigers, 74-55, in Williamsburg.

W&M in CAA Openers

1/4/86	at Richmond	L 36-52
1/3/87	Richmond	L 66-68
1/9/88	American	L 72-86
1/7/89	East Carolina	L 59-75
1/6/90	American	L 64-79
1/9/91	at George Mason	W 73-70
1/11/92	American	W 70-66
1/9/93	at American	L 71-76
1/12/94	at James Madison	L 75-89
1/9/95	East Carolina	W 80-73
1/4/96	VCU	L 47-70
1/2/97	at East Carolina	L 58-77
1/3/98	VCU	W 67-53
12/5/98	Richmond	W 56-55
12/1/99	at UNC Wilmington	L 66-79
12/6/00	UNC Wilmington	W 74-54
1/3/02	at George Mason	L 71-80
1/4/03	Towson	W 74-55
12/4/03	UNC Wilmington	W 67-66 (ot)
12/4/04	at Old Dominion	L 56-69
11/30/05	UNC Wilmington	L 66-75

COMEBACK KIDS

The Tribe overcame a 13-point deficit with five minutes remaining to defeat Cornell in the championship game of the W&M Tip-Off Classic. It marked the first time the Tribe overcame a deficit when trailing at the five-minute mark of the second half since Feb. 11, 2006. In that contest, W&M trailed James Madison 66-58 before scoring 13 of the final 17 points of the game to tally the victory.

TALE OF THE TAPE

SERIES HISTORY.....W&M Leads 9-6
LAST MEETINGTU won 76-45 (12/3/05)

OVERALL STATS	W&M	TU
Points Per Game	64.8	64.3
Opp. Points Per Game	65.3	66.6
Scoring Differential	-0.5	-2.3

Field Goal Percentage	.423	.418
Opp. Field Goal Percentage	.402	.421
3-Point Percentage	.310	.313
Opp. 3-Point Percentage	.277	.304

Free Throw Percentage	.595	.773
Opp. Free Throw Percentage	.626	.683

Rebounds Per Game	36.8	33.1
Off. Rebounds Per Game	12.2	10.7
Def. Rebounds Per Game	24.6	22.4
Opp. Rebounds Per Game	37.8	35.4
Opp. Off. Reb. Per Game	13.3	13.3
Opp. Def. Reb. Per Game	24.5	22.1
Rebound Differential	-1.0	-2.3

Assists Per Game	13.5	11.9
Opp. Assists Per Game	14.8	14.9

Turnovers per game	17.7	15.4
Opp. Turnovers per game	15.5	15.0

Blocks Per Game	2.3	3.3
Opp. Blocks Per Game	3.8	2.9

Steals Per Game	6.7	7.3
Opp. Steals Per Game	8.8	5.7

CONFERENCE **W&M** **TU** *Statistics from 2005-06 season*

Points Per Game	61.3	71.4
Opp. Points Per Game	71.3	75.9
Scoring Differential	-10.0	-4.5

Field Goal Percentage	.405	.441
Opp. Field Goal Percentage	.480	.429
3-Point Percentage	.295	.343
Opp. 3-Point Percentage	.370	.346

Free Throw Percentage	.686	.723
Opp. Free Throw Percentage	.705	.699

Rebounds Per Game	31.1	35.7
Off. Rebounds Per Game	11.7	11.0
Def. Rebounds Per Game	19.4	24.7
Opp. Reb. Per Game	34.3	37.0
Opp. Off. Reb. Per Game	11.1	13.3
Opp. Def. Reb. Per Game	23.2	24.7
Rebound Differential	-3.2	-1.3

Assists Per Game	13.4	14.9
Opp. Assists Per Game	16.3	15.8

Turnovers per game	15.2	13.6
Opp. Turnovers per game	15.8	12.2

Block Shots Per Game	1.6	4.1
Opp. Block Shots Per Game	4.0	3.5

Steals Per Game	7.0	6.6
Opp. Steals Per Game	8.2	7.4

TRIBE TRENDS

By MONTH...	06-07	SHAVER ERA
In November	1-3	9-9
In December	2-0	7-10
In January	0-0	4-25
In February	0-0	5-18
In March	0-0	1-3
RECORD IN...		
Decided by 5 pts or less	2-0	5-13
Decided by 10 pts or less	0-2	9-29
Decided by 11 or more pts	1-1	15-36
At night	3-1	22-43
During the day	0-2	3-19
Decided in OT	1-0	2-4
Televised	0-0	0-8
SCORING...		
Less than 60 points	1-1	2-29
60-69 points	0-2	3-22
70-79 points	2-0	5-11
80-89 points	0-0	11-2
90-99 points	0-0	5-1
100 or more points	0-0	0-0
ALLOWING...		
Less than 60 points	2-0	7-5
60-69 points	1-1	10-14
70-79 points	0-2	8-23
80-89 points	0-0	1-15
90-99 points	0-0	0-6
100 or more points	0-0	0-2
RECORD WHEN...		
Leading at the half	2-0	19-9
Trailing at the half	1-3	5-50
Tied at the half	0-0	1-3
Lead with 5 min. left	2-0	24-7
Trailing with 5 min. left	1-3	2-57
Tied with 5 min. left	0-0	0-1
Three in double digits	1-1	9-22
Four in double digits	0-0	8-6
Five in double digits	0-0	3-0
SHOOTING FROM THE FIELD...		
50 percent or better	1-0	11-0
between 40 and 50%	2-1	13-32
Less than 40%	0-2	2-33
Opp. shooting 50%	0-1	0-29
Opp. shoots 40-50%	2-0	16-27
Opp. shoots less than 40%	1-2	10-9
Better than opponent	2-2	23-8
Worse than opponent	1-1	2-53
Hits 8 or more 3-pt. FGs	1-1	8-9
More 3-pt. FG than opp.	1-1	9-13
Shoots 50% from 3-pt. FGs	0-0	6-4
SHOOTING FROM THE FREE THROW LINE...		
Makes More Than Opp.	2-0	23-25
Makes Less than Opp.	1-3	2-35
Shoots 70% or better	0-1	15-28
Opp. Shoots 70% or better	1-1	6-33
REBOUNDING...		
Outrebounding opp.	3-1	20-25
Outrebounded by opp.	0-2	4-34
Wins Offensive glass	2-1	12-38
Loses Offensive glass	1-2	13-25
Wins Defensive glass	2-0	23-22
Loses Defensive glass	1-2	3-35
TURNOVERS...		
Fewer Turnovers than opp.	2-0	12-15
More Turnovers than opp.	1-3	13-46
10 or fewer turnovers	0-0	1-3
more than 10 turnovers	3-3	25-62

The contest against James Madison was also the last time W&M overcame a double-digit deficit to claim a victory. The Tribe trailed the Dukes, 61-50, with 9:07 left in the second half. In the final five minutes against Cornell, the Tribe outscored the Big Red, 16-3. W&M held its opponent to 0-of-2 from the floor and forced six turnovers.

W&M overcame its fourth double-digit deficit under head coach Tony Shaver. The Tribe also trailed Radford by 11, 25-14, in the first half of the 2004 W&M Tip-Off Classic, before storming back for an 81-76 win. In Shaver's first season, the College trailed UNC Wilmington by 13, 24-11, in the first half, before rallying for a 67-66 overtime victory.

A BIG-TIME PLAYER MAKING BIG-TIME PLAYS

Senior guard Adam Payton garnered the Most Valuable Player award of the W&M Tip-Off Classic, rallying the Tribe from a 13-point deficit to an overtime win. While Payton's 10-point, two-rebound and three-steal stat line may look pedestrian, his play over the final five minutes and overtime was far from it.

Payton scored eight of his 10 points over the final five minutes of regulation and overtime, while also putting the clamps on Cornell's leading scorer Ryan Wittman. After Whittman knocked down a 3-pointer to give the Big Red a 59-46 lead with five minutes to go, Payton held the Cornell player to only one attempt from the field (a 3-point miss) as well as three turnovers.

On three straight possessions, Payton made plays to turn a nine-point game, 59-50, into a single possession affair, 59-56, with 2:04 remaining. Payton made a steal and converted it into a lay-up, before making his second straight steal that turned into a pair of Laimis Kisielius free throws. Following another Cornell turnover, Payton pulled down an offensive rebound off a missed 3-pointer and was fouled. He made the subsequent free throws, drawing W&M within three points, 59-56, with 2:04 remaining.

Perhaps the biggest play of the ball-game for Payton came with 15 seconds remaining in regulation. After Nathan Mann hit a 3-point field goal to cut the lead to one at 62-61, Payton stole the Big Red inbound pass and in the process was fouled. He connected on 1-of-2 free throws to send the game to overtime. In overtime, Payton hit on 3-of-4 from the free throw line, including the eventual game-winning free throw.

Against Jacksonville State, Payton came off the bench for the first time this season and finished with 18 points. He connected on 6-of-10 from the field, while adding four rebounds and two steals. Payton propelled the Tribe to a seven-point halftime cushion with 13 points in 11 minutes during the first half.

BACK-TO-BACK 20-POINT EFFORTS

Junior forward Laimis Kisielius earned Tip-Off Classic All-Tournament honors after posting a pair of 20-point games. He scored 20 points, including a career-high 9-of-12 effort from the free throw line in the victory over Jacksonville State on Dec. 1. In the title game against Cornell, the Vilnius, Lithuania native posted a season-high 21 points on 7-of-12 from the field, including 3-of-6 from 3-point range. The trio of 3-point field goals tied a career-high. He has knocked down three field goals from long range on a quartet of occasions during his career.

In both contests, he posted season and team high rebound totals with six. Kisielius came up one assist shy of a career-high with four compared to only one turnover in the title tilt against the Big Red. The 20-point efforts were the second and third of his career and the first two for the Tribe this season. Kisielius scored a career-high 23 at UNC-Wilmington on Feb. 9, 2005.

FROM WALK-ON TO LEADER

Prior to the start of the 2006-07 season, former walk-on guard Adam Trumbower was awarded a scholarship for his final season by W&M head coach Tony Shaver. Trumbower was also voted a co-captain by his Tribe teammates before the beginning of the season. With freshman point guard David Schneider out with an injury over the last three games, Trumbower has displayed his leadership with his actions.

In the Tribe's contest at Navy, Trumbower led the Tribe in points (12), rebounds (6) and assists (4), while playing 25 minutes. The Roanoke, Va., native connected on 8-of-9 from the free throw line on his way to a career-high in points. His rebound and assist totals were one shy of career bests. Over the last three games, Trumbower has averaged 7.0 points, 4.3 rebounds and 3.3 assists per game. He started his first game of the season against Cornell and over the last three games has an assist-to-turnover ratio of 3.33-to-1.

DIFFERENCE AT THE CHARITY STRIPE

W&M has been productive from the free throw line in late game situations. While the Tribe is only shooting 59.5 percent from the charity stripe on the year, the number jumps significantly late in the game. With five minutes or less remaining in a contest, the College has shot 71.1 percent from the line. Below is a player-by-player breakdown of how W&M has fared at the foul line with five minutes or less remaining in the game and in overtime:

Player	FT	FT%
Adam Trumbower	6-of-6	1.000
Laimis Kisielius	11-of-12	.916
Adam Payton	8-of-11	.727
Kyle Carrabine	1-of-2	.500
Steven Hess	1-of-2	.500
Marcus Barnett	0-of-1	.000
David Schneider	0-of-1	.000
Peter Stein	0-of-2	.000
Danny Sumner	0-of-1	.000
Total	27-of-38	.711

DIFFERENCE AT THE CHARITY STRIPE – PART II

As a team, the Tribe is shooting 59.5 percent from the free throw line. While the number is low, it would be wrong to label the Tribe as bad free throw shooters. In fact, W&M is the only team in the CAA with three players ranked among the top-10 in the league in free throw shooting. Senior guard Adam Trumbower tops the league in free throw shooting, knocking down 92.3 percent of his attempts, while fellow senior guard Adam Payton ranks fifth at 83.3 percent. Junior Laimis Kisielius ranks seventh at 76.9 percent from the charity stripe.

STEPPING UP THE FREE THROW PRODUCTION

The W&M coaching staff has emphasized the importance of getting to the free throw line in recent weeks, and from the looks of things, the Tribe has been listening. After averaging only eight free throw makes and 14.7 attempts through the first three games of the season, W&M has more than doubled those efforts recently. In the Tribe's last three contests, the College connected on 16-of-23 at Navy, 17-of-33 against Jacksonville State and 16-of-24 against Cornell. In those affairs, W&M is averaging 16.3 free throws made and 26.7 attempts per game. The better production from the charity stripe has allowed the Tribe to flip its record from 1-2 in the first three games to 2-1 in the last three.

BRING HOME THE TITLES

The Tribe won the W&M Tip-Off Classic for the second time in the three-year history of the event with its 73-68 overtime victory over Cornell. W&M claimed the inaugural Tip-Off Classic in 2004 with a win over Radford. The 2006 Tip-Off Classic title marked the sixth regular-season tournament title that W&M has won. Along with the pair of Tip-Off Classic crowns, the College also won the 1962 UR Invitational, the 1977 Cougar Classic, the 1977 Tangerine Bowl Classic and the 1981 Iron Duke Classic.

HOME SWEET HOME

Three of the Tribe's first four games during the 2006-07 season were on the road, but W&M is glad to be back home. The College claimed the W&M Tip-Off Classic in its return to Kaplan Arena. The Tip-Off Classic was the first two of a seven-game home stand for the Tribe, all during the month of December. The seven-game homestand is the longest for the College since a similar seven-game stretch during the 1980-81 season.

All three W&M victories in 2006-07 have come at home. During head coach Tony Shaver's four seasons at the helm, the Tribe is 12-3 against non-conference foes at Kaplan Arena. The College has a 19-23 overall record in Williamsburg during Shaver's tenure.

SCORING BREAKDOWN

CLASS	PTS	PCT.
Freshmen	57	14.7
Sophomore	54	13.9
Junior	158	40.6
Senior	120	30.8

SCORING	PTS	PCT.
Starters	216	55.5
Bench	173	44.5

POINTS IN THE PAINT	PTS	APG
W&M	160	26.7
Opponents	164	27.3

POINTS OFF TURNOVERS	PTS	APG
W&M	103	17.2
Opponents	111	20.2

BENCH SCORING	PTS	APG
W&M	173	28.8
Opponents	89	14.8

FT% LAST 5 MINUTES + OT	FTM-A	PCT.
W&M	27-38	.711
Opponents	24-37	.649

FG% LAST 5 MINUTES + OT	FGM-A	PCT.
W&M	27-59	.458
Opponents	20-52	.385

3FG% LAST 5 MINUTES + OT	3FGM-A	PCT.
W&M	4-15	.267
Opponents	5-20	.250

W-L RECORDS OF STARTING LINEUPS

1-0 - Stein, Sumner, Cofield, Trumbower, Payton (W - vs. CU)
 1-0 - Mann, Kisielius, Carrabine, Smith, Darnell (W - vs. JSU) -
 1-1 - Schneider, Mann, Payton, Kisielius, Stein - (L - at KSU) -
 (W - vs. WC)
 0-1 - Schnedier, Mann, Payton, Kisielius, Cofield - (L - at HC)
 0-1 - Mann, Payton, Kisielius, Stein, Darnell - (L - at Navy)

LEADING SCORERS

3 - Laimis Kisielius (18 vs. WC, 20 vs. JSU, 21 vs. CU)
 2 - Adam Payton (15 at HC, 12 at Navy)
 1 - David Schneider (18 at KSU)
 1 - Adam Trumbower (12 at Navy)

LEADING REBOUNDERS

2 - Laimis Kisielius (6 vs. JSU, 6 vs. CU)
 1 - Peter Stein (6 vs. JSU)
 1 - Corey Cofield (6 at HC)
 1 - Nathan Mann (6 at HC)
 1 - Adam Payton (9 vs. WC)
 1 - David Schneider (9 at KSU)
 1 - Adam Trumbower (6 at Navy)

LEADING ASSISTS

2 - David Schneider (7 at KSU, 6 vs. WC)
 2 - Adam Trumbower (4 at Navy, 5 vs. CU)
 1 - Nathan Mann (4 at HC)
 1 - Peter Stein (4 vs. JSU)

TOTAL DUNKS

6 - C. Darnell (1), S. Hess (1), L. Kisielius (1), A. Payton (1), A. Smith (1), D. Sumner (1)

TOTAL 3-POINT PLAYS

7 - A. Payton (2), C. Cofield (1), K. Carrabine (1), C. Darnell (1), L. Kisielius (1), A. Smith (1), A. Trumbower (1)

TOTAL CHARGES TAKEN

5 - D. Schneider (3), C. Cofield (1), A. Smith (1)



GENERAL INFORMATION

NAME	The College of William & Mary
LOCATION	Williamsburg, Va.
FOUNDED	1693 (2nd oldest college in U.S.)
UNDERGRADUATE ENROLLMENT	5,700
NICKNAME	Tribe
COLORS	Green, Gold and Silver
ARENA (CAPACITY)	Kaplan Arena at William and Mary Hall (8,600)
AFFILIATION	NCAA Division I
CONFERENCE	Colonial Athletic Association
PRESIDENT	Gene R. Nichol
ALMA MATER	Oklahoma State, 1973
CHANCELLOR	Sandra Day O'Connor
ALMA MATER	Stanford, 1950
DIRECTOR OF ATHLETICS	Terry Driscoll
ALMA MATER	Boston College, 1969
SR. ASSOC. AD/SWA	Barbara Blosser
ALMA MATER	Ohio State, 1975
ATHLETICS DEPT. PHONE	(757) 221-3400
TICKET OFFICE PHONE	(757) 221-3340

MEN'S BASKETBALL INFORMATION

HEAD COACH	Tony Shaver
ALMA MATER	North Carolina, 1976
RECORD AT W&M	26-65 (Fourth Season)
CAREER RECORD	384-186 (21st Season)
ASSISTANT COACHES	
	Dee Vick (Hamptden-Sydney, 1994)
	Antwon Jackson (Pikeville College, 1993)
	Ben Wilkins (North Carolina State, 2001)
2005-06 RECORD	8-20
CONFERENCE RECORD/FINISH	3-15/T10th
CAA TOURNAMENT RECORD	0-1 (.000)
STARTERS RETURNING/LOST	3/2
LETTERWINNERS RETURNING/LOST	10/5
FIRST YEAR OF BASKETBALL	1905-06
ALL-TIME RECORD	1035-1193 (.464)
NCAA TOURNAMENT APPEARANCES	None
NIT APPEARANCES	1 (1983)
LAST POSTSEASON OPPONENT	Virginia Tech (3/17/83), L 79-85

CAREER GAMES PLAYED/STARTED

	Games	Starts
Corey Cofield	91	65
Adam Payton †	86	31
Adam Trumbower	70	4
Nathan Mann	63	30
Laimis Kisielius	62	50
Alex Smith	33	4
Peter Stein	31	7
Kyle Carrabine	29	1
Chris Darnell	27	3
Chris Stratton	24	1
Danny Sumner	6	1
Steven Hess	5	0
David Schneider	3	3
Marcus Barnett	1	0

† includes 52 games and zero starts at Vanderbilt

W&M STARTING LINEUPS

GAME	GUARD	GUARD	GUARD	FORWARD	FORWARD
at KSU (11/11)	Schneider	Payton	Mann	Kisielius	Stein
Wagner (11/20)	Schneider	Payton	Mann	Kisielius	Stein
at HC (11/25)	Schneider	Payton	Mann	Kisielius	Cofield
at Navy (11/28)	Mann	Payton	Kisielius	Darnell	Stein
JSU (12/1)	Mann	Carrabine	Kisielius	Darnell	Smith
Cornell (12/2)	Trumbower	Payton	Sumner	Cofield	Stein
Towson (12/5)					
NFU (12/8)					
UMBC (12/22)					
Hampton (12/28)					
Richmond (12/31)					
at GMU (1/3)					
NU (1/6)					
at GSU (1/8)					
VCU (1/10)					
at Del. (1/13)					
GMU (1/7)					
at Hofstra (1/20)					
at ODU (1/24)					
GSU (1/27)					
at VCU (1/29)					
JMU (1/31)					
UNCW (2/3)					
at JMU (2/7)					
at UNCW (2/10)					
Drexel (2/14)					
TBA (2/17)					
at Drexel (2/21)					
ODU (2/24)					

OVERPOWERING DEPTH

Head coach Tony Shaver felt he had the best mix of experience and youth to start his fourth season at the helm of the Tribe and numbers back his sentiments. In the early going of the 2006-07 season, 11 of W&M's 14 players are averaging double-digit minutes. Those 11 players have all started at least one game this season as well.

In the home-opening 77-53 victory over Wagner, 12 of 14 Tribe players found the scoring column. Ten players played 12 or more minutes against the Seahawks, and the Tribe distributed the scoring with only two players in double figures (Laimis Kisielius and Danny Sumner) and six players scoring seven or more points. In four of the Tribe's six games this season, at least 10 players have finished the game playing 10 or more minutes.

Entering the 2006-07 season, nine of the Tribe's 10 returning players had started at least one game during their W&M careers. Last season, 10 players averaged double-digit minutes, including seven players that returned for the 2006-07 season.

KISIELIUS SHOOTING LIGHTS OUT

Junior forward Laimis Kisielius has had the hot hand over the opening part of the season, shooting a team-high 62 percent from the floor. He ranks third in the CAA in field-goal percentage. The 62 percent is a considerable increase over his career field goal percentage. Kisielius shot 36.4 percent from the floor over his first two seasons.

Against Wagner, Kisielius tallied a career-high with eight field goals, while 66.7 percent from the floor. He opened the regular season knocking down 5-of-7 from the field at Kansas State. The Vilnius, Lithuania native earned W&M Tip-Off Classic All-Tournament honors and continued his hot shooting. He connected on 5-of-6 from the field against Jacksonville State, before hitting on 7-of-12 vs. Cornell.

Kisielius has also been deadly from downtown for the Tribe. As of Dec. 3, he led the CAA in 3-point field-goal percentage at 57.9 percent on the year. The 6-8, 210-pounder connected on his first five 3-point field goal attempts of the season.

BENCH SCORING

Another indicator of the Tribe's depth has been the play off the bench. On three occasions this season the Tribe bench has outscored the starters. In Tribe victories over Wagner and Cornell, the W&M bench scored over 40 points. In the 24-point win over the



Seahawks, the bench held a 40-37 advantage over the starters, while the reserves scored 50 points, led by the 21 from junior Laimis Kisielius against Cornell. The W&M bench also outscored the starters at Navy.

The 40-plus point efforts off the bench against Wagner and Cornell marked the third and fourth times under head coach Tony Shaver that W&M scored 40 or more points off the bench. In each of the last two seasons, the Tribe accomplished the feat. Last season, the College tallied 42 points off the bench in the season-opening victory over Maine. On Dec. 1, 2004, the W&M subs scored 42 points in a victory over Longwood. The 50 points off the bench against Cornell were the most under Shaver.

The Tribe's depth and bench scoring have been more evident over the last few years. In 2005-06, W&M averaged 28.7 points per game off the bench. This season, the College has averaged 28.8 points per game from its reserves. In 2006-07, W&M has outscored its opponents by an average of 14 points off the bench. The Tribe has outscored its opponents off the bench on four occasions and is 3-1 in those contests.

Leading W&M Bench Scorers

Date	Opponent	Leading Scorer
11/11	at Kansas State	Cofield (4)
11/20	Wagner	Sumner (12)
11/25	at Holy Cross	Smith (3) Stein (3)
11/28	at Navy	Trumbower (12)
12/1	JSU	Payton (18)
12/2	Cornell	Kisielius (21)

W&M VS. OPPONENTS

Below is a game-by-game breakdown of how W&M has fared against its opponents in the following categories: Free Throws, Bench Points, Points in the Paint, Second Chance Points and Fast Break Points. W&M stats shown first followed by opponents stats.

GAME	FT	BENCH	PAINT	OFF TO	2ND CHANCE	FB
at KSU (11/11)	10-16	12-13	20-28	9-19	11-28	7-15
Wagner (11/20)	6-11	40-23	40-10	27-10	11-5	9-2
at HC (11/25)	8-17	8-19	30-32	18-15	14-21	2-6
at Navy (11/28)	15-16	36-19	26-30	16-30	14-3	6-16
JSU (12/1)	17-3	27-6	20-36	16-27	12-10	2-8
Cornell (12/2)	16-9	50-9	24-28	17-10	11-4	0-4
Towson (12/5)						
NFU (12/8)						
UMBC (12/22)						
Hampton (12/28)						
Richmond (12/31)						
at GMU (1/3)						
NU (1/6)						
at GSU (1/8)						
VCU (1/10)						
at Del. (1/13)						
GMU (1/7)						
at Hofstra (1/20)						
at ODU (1/24)						
GSU (1/27)						
at VCU (1/29)						
JMU (1/31)						
UNCW (2/3)						
at JMU (2/7)						
at UNCW (2/10)						
Drexel (2/14)						
TBA (2/17)						
at Drexel (2/21)						
ODU (2/24)						
Totals	72-72	173-89	160-164	103-121	73-71	26-51

W&M OPPONENT RECORDS

OPPONENT	06-07 RECORD	05-06 RECORD
Kansas State	4-3	15-13
Wagner	2-5	13-14
Holy Cross	6-2	20-12
Navy	6-2	10-18
Jacksonville State	2-4	16-13
Cornell	4-4	13-15
Towson	4-3	12-16
North Florida	1-7	6-22
UMBC	3-5	10-19
Hampton	2-7	16-16
Richmond	3-3	13-17
George Mason	3-3	28-7
Northeastern	2-5	19-11
Georgia State	3-4	7-22
UNC Wilmington	2-4	25-8
VCU	5-2	19-10
Delaware	0-6	9-21
Hofstra	4-3	26-7
Old Dominion	6-2	24-10
James Madison	2-4	5-23
Drexel	4-2	15-16
Combined	68-80	372-310

* - Through Dec. 3

W&M OPPONENT RATINGS

TEAM	COLLEGE RPI.COM	SAGARIN RATINGS
William & Mary	181	217
Kansas State	104	117
Wagner	328	290
Holy Cross	59	108
Navy	46	120
Jacksonville State	331	293
Cornell	172	221
Towson	105	153
North Florida	305	331
UMBC	279	252
Hampton	299	277
Richmond	195	225
George Mason	141	90
Northeastern	149	194
Georgia State	307	262
UNC Wilmington	227	181
VCU	164	71
Delaware	316	310
Hofstra	220	143
Old Dominion	52	66
James Madison	290	276
Drexel	54	101

* - as of Dec. 4



W&M INDIVIDUAL SUPERLATIVES

	06-07	CAREER
DOUBLE-DIGIT SCORING GAMES		
Corey Cofield	0	53
Laimis Kisielius	5	26
Nathan Mann	2	20
Adam Payton	4	9
Peter Stein	0	3
Alex Smith	0	1
David Schneider	1	1
Danny Sumner	1	1
Adam Trumbower	1	1
Marcus Barnett	0	0
Kyle Carrabine	0	0
Chris Darnell	0	0
Steven Hess	0	0
Chris Stratton	0	0
20-POINT GAMES		
Corey Cofield	0	12
Laimis Kisielius	2	3
Nathan Mann	0	2
Adam Payton	0	1
10-REBOUND GAMES		
Corey Cofield	0	13
5-ASSIST GAMES		
Nathan Mann	0	5
David Schneider	2	2
Laimis Kisielius	0	2
Adam Trumbower	1	2
Adam Payton	0	1
DOUBLE-DOUBLES		
Corey Cofield	0	12

CAREER DOUBLE-DOUBLES

COREY COFIELD (12)
21 pts, 11 reb. at Delaware (1/21/04)
15 pts, 10 reb. vs. Old Dominion (1/26/04)
25 pts, 10 reb. vs. JMU (2/4/04)
18 pts, 13 reb. at Drexel (2/7/04)
13 pts, 13 reb. vs. Hofstra (2/14/04)
18 pts, 11 reb. vs. Towson (2/18/04)
24 pts, 10 reb. vs. Radford (11/20/04)
22 pts, 12 reb. vs. VCU (1/22/05)
21 pts, 11 reb. at UNC Wilmington (2/9/05)
11 pts, 13 reb. at Towson (2/26/05)
15 pts, 11 reb. vs. JMU (CAA) (3/4/05)
19 pts, 11 reb. at Northeastern (2/2/06)

STIFLING DEFENSE

The Tribe has held each of its first three opponents below 37 percent shooting from the floor. The College held Kansas State to 30 percent (24-of-80) shooting. W&M followed that performance by holding Wagner to 32.7 percent (17-of-52) and Holy Cross to 36.7 percent (22-of-60). It marks the best defensive three-game stretch for the Tribe since the 1999-2000 season. The Tribe held The Citadel (32 percent (16-of-50) on Dec. 2), UNC Wilmington (35.5 percent (18-of-53) on Dec. 6) and American (31.8 percent (14-of-44) on Dec. 9) below the mark during the campaign.

W&M has also kept its opponents at bay from beyond the 3-point arc. Kansas State shot only 20.7 percent (6-of-29) from 3-point range, while Wagner was 8-of-31 from downtown for a 25.8 percent shooting clip. Holy Cross hit on only 5-of-25 attempts from 3-point range for a 20 percent average. It marked the first time W&M held three straight opponents to less than 26 percent shooting from 3-point range since the 2001-02 season. During that stretch, W&M held Towson (7.7 percent (1-of-13) on Feb. 2), James Madison (13.3 percent (2-of-15) on Feb. 4) and Hampton (18.8 percent (3-of-16) on Feb. 6) below 20 percent from 3-point range.

COFIELD CONTINUES TO MOVE UP THE CHARTS

Senior forward Corey Cofield continued to etch his name in the Tribe record books. Against Jacksonville State, Cofield moved into 23rd on the Tribe's career scoring list, moving past Scott Whitley with his five-point performance against the Gamecocks. Cofield has 1,065 career points and is 20 shy of Ben Pomeroy for 22nd on the career list.

Also against Cornell, Cofield moved into 19th on the Tribe's career rebounds list. He pulled down four boards against the Big Red. Four of his rebounds against Holy Cross on Nov. 25 came on the defensive end to move him into ninth on the career list passing Adam Duggins and Todd Cauthorn. Cofield also moved into fourth on the career offensive rebounds list after pulling down a pair against the Crusaders.

LEAD-DEFICIT COMPARISON

OPPONENT	LARGEST LEAD	LARGEST DEFICIT	RESULT
at Kansas State	11 - (1st - 11:13)	14 - (2nd - 1:41)	L, 60-70
Wagner	27 - (2nd - 3:21)	Never	W, 77-53
at Holy Cross	Never	13 (1st - 10:30)	L, 57-66
at Navy	Never	25 - (2nd - 3:43)	L, 63-79
Jacksonville State	10 - (2nd - 5:02)	3 (2nd - 11:06)	W, 59-56
Cornell	5 - (OT - 0:01)	13 (2nd - 5:00)	W, 73-68 (OT)
Towson			
North Florida			
UMBC			
Hampton			
Richmond			
at George Mason			
Northeastern			
at Georgia State			
VCU			
at Delaware			
George Mason			
at Hofstra			
at Old Dominion			
Georgia State			
at VCU			
James Madison			
UNC Wilmington			
at James Madison			
at UNC Wilmington			
Drexel			
ESPN BracketBusters			
at Drexel			
Old Dominion			

50 PERCENT EQUALS VICTORIES

The Tribe notched its first victory of the season, 77-53, over Wagner in the home-opener on Nov. 20, shooting 50 percent (32-of-64) from the field. It marked the 11th time in head coach Tony Shaver's four years at the helm that W&M shot 50 percent or better from the field. In all 11 of those contests, W&M has walked away with a victory. Here is a look at the Tribe's 50 percent or better shooting from the field under Shaver:

Date	Team	Result	Percentage (FGM-FGA)
11/20/06	Wagner	W, 77-53	.500 (32-64)
2/4/06	Georgia State	W, 90-73	.633 (31-49)
1/28/06	James Madison	W, 86-68	.518 (29-56)
12/21/05	UNC Greensboro	W, 83-73	.536 (30-56)
11/26/05	Campbell	W, 93-79	.589 (33-56)
1/26/05	Towson	W, 83-65	.521 (25-48)
12/1/04	Longwood	W, 90-60	.500 (30-60)
1/28/04	at James Madison	W, 99-86	.600 (33-55)
1/26/04	Old Dominion	W, 86-77	.545 (30-55)
12/30/03	Campbell	W, 82-67	.500 (29-58)
11/23/03	Liberty	W, 91-64	.540 (34-63)

SCHNEIDER NAMED CAA ROOKIE OF THE WEEK

Freshman guard David Schneider garnered the Colonial Athletic Association Rookie of the Week award, the conference office announced on Nov. 13. Schneider turned an impressive performance in his first game with the Tribe, topping the team in points, assists, rebounds, steals and minutes played in a 70-60 loss at Kansas State on Nov. 11.

In a game-high 38 minutes of action, Schneider scored 18 points, pulled down nine rebounds and dished out seven assists. He connected on a trio of 3-point field goals and had four steals in his collegiate debut against the Wildcats.

Schneider sparked an 18-3 run to give W&M an 11-point cushion with 11:13 remaining in the first half. The Phoenix, Ariz., native connected a 3-pointer to get the run started.

STARTERS-BENCH COMPARISON

OPPONENT	TOTAL	POINTS	REBOUNDS
	POINTS-REBOUNDS	STARTERS-BENCH	STARTERS-BENCH
at Kansas State	60-37	48-12	21-10
Wagner	77-42	37-40	15-25
at Holy Cross	57-32	49-8	21-7
at Navy	63-30	27-36	13-14
Jacksonville State	59-47	32-27	21-21
Cornell	73-33	23-50	12-14
Towson			
North Florida			
UMBC			
Hampton			
Richmond			
at George Mason			
Northeastern			
at Georgia State			
VCU			
at Delaware			
George Mason			
at Hofstra			
at Old Dominion			
Georgia State			
at VCU			
James Madison			
UNC Wilmington			
at James Madison			
at UNC Wilmington			
Drexel			
ESPN BracketBusters			
at Drexel			
Old Dominion			

TRIBE BY THE NUMBERS

- 3** Number of Tribe players among the top-10 in the CAA in free throw shooting
- 4** Number of W&M TV games at home in 2006-07, beginning against Towson on Dec. 5
- 7** Consecutive field goals made by sophomore forward Peter Stein since he missed during the second half of the Kansas State game
- 11** Number of Tribe players currently averaging double-digit minutes
- 13** W&M overcame a 13-point deficit in the final five minutes against Cornell, before winning in overtime
- 50** Points the W&M bench scored in an overtime victory over Cornell
- 96** Number of career 3-pointers by junior guard Nathan Mann
- .277** 3-point field goal percentage Tribe opponents are shooting in 2006-07, which leads the CAA in percentage defense.
- 537** Number of career rebounds for Corey Cofield which ranks 19th in school history
- .615** 3-point field goal percentage of Laimis Kisielius, the top mark in the CAA
- .923** Senior Adam Trumbower's free-throw percentage, which is on pace to establish both W&M and CAA records
- 4,675** Number of miles from Vilnius, Lithuania (home of Laimis Kisielius) to Williamsburg, Va.

TOP TRIBE PERFORMANCES IN 2006-07

TEAM

POINTS

77 vs. Wagner (11/20/06)
73 vs. Cornell (12/2/06)
63 at Navy (11/28/06)

REBOUNDS

47 vs. Jacksonville State (12/1/06)
42 vs. Wagner (11/20/06)
37 at Kansas State (11/11/06)

ASSISTS

16 vs. Cornell (12/2/06)
16 vs. Wagner (11/20/06)
16 at Kansas State (11/11/06)

STEALS

9 vs. Jacksonville State (12/1/06)
8 vs. Wagner (11/20/06)
7 vs. Cornell (12/2/06)

BLOCKED SHOTS

4 vs. Wagner (11/20/06)
3 vs. Cornell (12/2/06)

INDIVIDUAL

POINTS

21 Laimis Kisielius vs. Cornell (12/2/06)
20 Laimis Kisielius vs. JSU (12/1/06)
18 Adam Payton vs. JSU (12/1/06)
18 Laimis Kisielius vs. Wagner (11/20/06)
18 David Schneider at KSU (11/11/06)

REBOUNDS

9 David Schneider at KSU (11/11/06)
8 Adam Payton vs. Wagner (11/20/06)
6 Laimis Kisielius vs. Cornell (12/2/06)
6 Laimis Kisielius vs. JSU (12/1/06)
6 Peter Stein vs. JSU (12/1/06)
6 A. Trumbower at Navy (11/28/06)
6 Corey Cofield at HC (11/25/06)
6 Nathan Mann at HC (11/25/06)
6 Peter Stein at KSU (11/11/06)

ASSISTS

7 David Schneider at KSU (11/11/06)
6 David Schneider vs. Wagner (11/20/06)
5 A. Trumbower vs. Cornell (12/2/06)
4 Laimis Kisielius vs. Cornell (12/2/06)
4 A. Trumbower at Navy (11/28/06)
4 Peter Stein vs. JSU (12/1/06)
4 Nathan Mann at HC (11/25/06)

STEALS

4 David Schneider at KSU (11/11/06)
3 Adam Payton vs. Cornell (12/2/06)
3 Corey Cofield vs. JSU (12/1/06)
3 Laimis Kisielius vs. Wagner (11/20/06)

BLOCKED SHOTS

2 Chris Darnell vs. Cornell (12/2/06)

He also had a steal and fast-break lay-up during the spurt, before finding juniors Nathan Mann and Laimis Kisielius for back-to-back treys to cap the run.

COFIELD SELECTED TO FANS' CHOICE PRESEASON ALL-CAA TEAM

Senior forward Corey Cofield was voted to the inaugural fan-selected preseason All-CAA men's basketball team on Nov. 9. Cofield was one of five men's players selected by the fans with nearly 3,000 ballots cast at CAASports.com. VCU senior guard B.A. Walker, Hofstra senior guard Loren Stokes, Georgia State sophomore forward Rashad Chase and VCU senior guard Jesse Pellot-Rosa joined Cofield on the fans selected team, released by the conference office. Cofield, a two-time Third-Team All-CAA selection, is one of 14 W&M players with over 1,000 points and 500 rebounds during his Tribe career.

TONY SHAVER - A HALL OF FAMER

In each of his previous two stops before taking over the Tribe program, head coach Tony Shaver has enjoyed great success and been inducted into the Hall of Fame at each school. In 2004, Shaver was inducted into the Hampden-Sydney College Hall of Fame after coaching the Tiger program to eight ODAC Championships, 11 NCAA Tournament appearances and two Final Fours. He had 358 career victories and a .747 winning percentage at Hampden-Sydney. On Nov. 11, 2005, Shaver was inducted into the Episcopal High School (Alexandria, Va.) Hall of Fame. He coached at the school for 10 seasons (1977-86), winning 73 percent of his games and two IAC championships. After the 1986 season, he was named the Virginia State Private School Coach of the Year and his team was ranked first in Northern Virginia by the *Alexandria Gazette*.

TRIBE ON TELEVISION

The Tribe men's basketball program will have four home televised games as part of the largest broadcast schedule in Colonial Athletic Association history. Coming off the best season in the 22-year history of the CAA, the league will have a total of 75 games broadcast on TV, including 28 on the various ESPN platforms. As part of new multi-platform agreement with ESPN, the CAA will have three regular season contests as well as the CAA Championship on ESPN or ESPN2, six games on ESPNU and five games syndicated on ESPN Regional. The league will have its largest Comcast syndicated package featuring 30-plus games on Comcast SportsNets, SportsNet New York, CSS and CN8. The CAA entered last season listing a then record-high package of 39 men's games on TV.

The Tribe will have home games against Towson (Dec. 5), Northeastern (Jan. 6), George Mason (Jan. 16) and UNC Wilmington (Feb. 3) televised. The Dec. 5 game against Towson was moved back an hour to 8 p.m. and can be seen on Comcast SportsNet Mid-Atlantic and Comcast SportsNet Philadelphia. The Northeastern affair on Jan. 6 is slated for a noon tip and will also be on the Comcast family of networks on CN8.

The College's home game with George Mason was originally scheduled for Jan. 17, but has been moved up to Tuesday, Jan. 16. The game will be part of the CAA's ESPN Platform agree and will be televised on ESPN Regional Television at 7 p.m. W&M will host its final television game of the season when UNC Wilmington heads to Williamsburg on Feb. 3. Tip-off is slated for 7 p.m. and the game will be televised on UNCW-TV.

TRIBE IN 2007 ESPN BRACKETBUSTERS

All 12 CAA teams, including the Tribe, will take part in the 2007 ESPN BracketBusters, Feb. 16-17. A total of 102 teams from 16 conferences will take part in the fifth-year event. The two-day, 51-game event will have five games televised on the ESPN networks.

The Tribe will be on the road for the event, having already been designated as an away squad. The actual pairings will not take place until three weeks prior to the event (Monday, Jan. 29) and are based on regular-season performance. As part of the agreement, all home squads will play a "return" game at their opponent's facility next season.

Eight CAA teams participated in BracketBusters last year and the league posted a sparkling 6-2 record. The conference gained national attention by winning all three of its nationally-televised contests as VCU edged Albany, 70-67, Old Dominion rolled past Marist, 84-71 and George Mason shocked Wichita State, 70-67, in one of the premier match-ups in the event. The CAA is a perfect 4-0 in televised BracketBusters games with Drexel having posted a 74-70 win at Ball State in 2005.



CAA SUCCESS

The Colonial Athletic Association enjoyed a banner season in 2005-06. The following are a list of CAA accomplishments from the 2005-06 season:

- the only conference to have a team in the Final Four of the NCAA Tournament (George Mason), the post-season NIT (Old Dominion) and the pre-season NIT (Drexel).

- finished a conference-high eighth in the Final RPI rankings behind the SEC, Big Ten, Big East, ACC, Big 12, Missouri Valley and Pac-10.

- had six teams ranked among the top-88 in the Final RPI rankings.

- the only conference in America to produce four programs with 24 or more victories.

- had the second-best non-conference post-season winning percentage at .727 (8-3) behind the SEC's .750 (18-6).

- CAA teams combined to win nearly 60 percent (76-52) of their non-conference games, an impressive number considering that 60 percent of those contests came on the road or at neutral sites.

KISIELIUS, LITHUANIA CLAIM SILVER AT GLOBAL GAMES

Forward Laimis Kisielius helped lead Lithuania to the silver medal at the Global Games in Dallas, Texas, June 19-24. Kisielius started every game for the Lithuania side that won its group with a perfect 3-0 mark before falling in the Championship Game against Russia on June 24. Kisielius turned in his top performance in an 80-77 victory over Argentina on June 22 with 17 points, including four, 3-point field goals in the win. He also added six rebounds and three assists while playing a team-high 38 minutes.

The Global Games is the pre-eminent international basketball event played in the United States. The Global Games exist to highlight the rising stars in the world of international basketball and to promote the growth of international basketball in the United States. This goal is validated and reinforced every year by the large number of NBA scouts, basketball fans, and coaches attending the Global Games. A total of 11 players from the 2005 event were drafted into the NBA in 2005. Some of the event alums currently playing in the NBA include Yao Ming, Carlos Boozer, Darko Milicic and Chris Bosh.

SCORING FOR SHAVER

Under head coach Tony Shaver's fast-paced style of play, the Tribe has scored 80 or more points in 19 of his 90 games including six times in 2005-06.

80-Point Games Under Shaver

11/23/03	Liberty ¹	W 91-64
11/24/03	at Radford	L 86-89
11/28/03	vs. St. Francis (NY) ²	W 80-60
12/30/03	Campbell	W 82-67
1/21/04	• at Delaware	L 82-93 (ot)
1/26/04	• Old Dominion	W 86-77
1/28/04	• at James Madison	W 99-86
11/19/04	Hartford ³	W 84-71
11/20/04	Radford ³	W 81-76
12/1/04	Longwood	W 90-60
1/26/05	• Towson	W 83-65
2/12/05	• George Mason	L 99-104 (2ot)
2/16/05	• James Madison	W 80-54
11/18/05	Maine ³	W 89-55
11/26/05	Campbell	W 93-79
11/28/05	at Longwood	W 88-75
12/21/05	UNC Greensboro	W 83-73
1/28/06	• James Madison	W 86-68
2/4/06	• Georgia State	W 90-73

• CAA game; 1-Tony Shaver's first game at W&M; 2-Red Auerbach Colonial Classic (at George Washington); 3-W&M Tip-Off Classic

TRIBE IN THE CAA RANKINGS

as of Dec. 4

TEAM (W&M TOP 6 ONLY)

Scoring Defense
5. W&M..... 65.3

Scoring Margin
6. W&M..... -0.5

Field Goal Pct. Defense
2. W&M..... .402

3-Point Field Goal Pct. Defense
1. W&M..... .277

Rebounding Offense
3. W&M..... 36.8

Assists
5. W&M..... 13.5

Offensive Rebounds
5. W&M..... 12.17

Defensive Rebounds
3. W&M..... 24.67

INDIVIDUAL

Scoring
T10. Laimis Kisielius 15.5

Field Goal Pct.
2. Laimis Kisielius620

Free Throw Pct.
1. Adam Trumbower923
5. Adam Payton833
T7. Laimis Kisielius769

Steals
T11. Adam Payton 1.67

3-Point Field Goal Pct.
1. Laimis Kisielius579

3-Point Fields Made Per Game
T14. Laimis Kisielius 1.83

CAA

	CAA		Overall	
	W-L	Pct.	W-L	Pct.
Old Dominion	1-0	1.000	6-2	.750
Hofstra	1-0	1.000	4-3	.571
Northeastern	1-0	1.000	2-5	.286
VCU	0-0	.000	5-2	.667
Drexel	0-0	.000	4-2	.667
Towson	0-0	.000	4-3	.571
William and Mary	0-0	.000	3-3	.500
George Mason	0-0	.000	3-3	.500
Delaware	0-0	.000	0-6	.000
Georgia State	0-1	.000	3-4	.429
James Madison	0-1	.000	2-4	.333
UNC Wilmington	0-1	.000	2-4	.333

CAA SCHEDULE/RESULTS

Nov. 29

Loyola (Md.) def. Delaware, 75-63
 Hofstra def. Siena, 84-80
 UNCW def. Colorado, 67-55
 Drexel def. Toledo, 57-52
 Marist def. ODU, 84-71

Nov. 30

Georgia St. def. Savannah St., 70-60

Dec. 1

Towson def. Vermont, 67-54
 W&M def. Jacksonville St.⁷, 59-56

Dec. 2

- Hofstra def. Georgia St., 62-59
- Northeastern def. UNCW, 58-51
- ODU def. JMU, 70-57
- VCU def. Houston, 102-84
- W&M def. Cornell⁷, 73-68 (OT)
- Drexel def. Saint Joseph's, 72-56

Dec. 3

Vermont def. Delaware, 57-55
 Bucknell def. George Mason⁸, 60-57

Dec. 5

Hofstra at Stony Brook	7:00 pm
East Carolina at UNCW	7:00 pm
Fairleigh Dickinson at Drexel	7:30 pm
JMU at Georgetown	7:30 pm
• Towson at W&M	8:00 pm

Dec. 6

Delaware at C. Connecticut	7:00 pm
George Mason at Radford	7:00 pm
VCU at Albany	7:00 pm
ODU at Virginia Tech	7:00 pm
Northeastern at Connecticut	7:30 pm

Dec. 7

Florida State at Georgia State	7:00 pm
--------------------------------	---------

Dec. 8

North Florida at W&M	7:00 pm
----------------------	---------

Dec. 9

George Mason at Duke	Noon
Drexel at Villanova	TBA
Missouri State at UNCW	7:00 pm
VCU at Richmond	TBA

7 - W&M Tip-Off Classic • 8 - BB&T Classic
 • - Conference Game

W&M PLAYERS IN THE PROS

Five former W&M players are currently playing professionally overseas, including three who graduated within the last three years. All five are playing in their country's top division of professional basketball.

TODD CAUTHORN

Sheffield Sharks (England - BBL)

Helped Sheffield to a pair of victories on Nov. 25 and Nov. 26 with 13 points in each of the Sharks' wins over the Chester Jets (73-63) and the Newcastle Eagles (87-70) ... Pulled down six rebounds and blocked two shots against Chester, while garnering eight rebounds against Newcastle ... Sheffield leads the BBL Championship with an 8-2 record ... Ranks among the league leaders in blocked shots (seventh at 0.78 per game), free throw shooting (fourth at 83.3 percent) and field goal percentage (fifth at 55.0 percent) ... Averaging 11.0 points and 4.1 rebounds per game for the Sheffield Sharks ... In total, has played 11 years in Europe.

ZEB COPE

Entente Orleans 45 (France - LNB)

Averaging 8.7 points and 5.4 rebounds per game for Orleans, playing in all 12 contests ... Orleans is 7-5 on the year and fourth in the LNB ... Ranks second on the team in rebounds per game ... Helped Orleans to its fourth straight win with seven points and four rebounds against Cholet on Nov. 25 ... Just missed a double-double with nine points and a team-high 10 rebounds in a 86-81 win over Nancy on Nov. 11 ... Helped Boncourt from the top division in Switzerland advance to the finals of the LNA Championship in 2005-06, after the team claimed the Swiss regular season crown with an 18-4 record ... Ranked fifth in the LNA with 9.8 rebounds per game last season.

ADAM HESS

Artland Dragons of Quackenbrueck (Germany - BBL)

Leads the German Bundesliga in scoring as the only player averaging over 20 points per game at 21.9 ... Ranks second in league in overall efficiency at 202 and fourth in efficiency per game at 18.4 ... Averaging 5.6 rebounds per game, which ranks third on the team ... Artland is ninth in the 18-team Bundesliga at 12-10 ... Scored 15 points on 6-of-11 from the field in a 92-81 loss at Alba Berlin on Nov. 25 ... Played for the Phoenix Suns during the Toshiba Las Vegas Summer League, and averaged 18.2 minutes, 8.8 points, 2.6 rebounds and one assist, while shooting 64 percent from the field ... Played two seasons with BK Nymburk in the NBL, the top division in the Czech Republic, helping the team to back-to-back league titles ... Named to the Czech league's All-Imports list and second-team all-league after ranking fourth in the NBL in the value index ratings in 2005-06.

JIM MORAN

Gran Canaria (Spain - ACB)

Averaging 8.5 points and 2.5 rebounds per game, while shooting 47 percent from 3-point range and 73 percent from the free throw line for Gran Canaria ... Gran Canaria is 5-5 in the ACB ... Finished with seven points in Gran Canaria's loss to Lietuvos Rytas, 72-70, in the Uleb Cup on Nov. 21 ... Helped Gran Canaria reach the ACB (top division) playoffs and finish the year fifth in the regular season with a 20-14 record in 2005-06 ... In his seventh season with the team, after starting 29 of the team's 34 regular season games in 2005-06, averaging 7.2 points and shooting 47 percent from 3-point range ... Has played six years in Spain.

SHERMAN RIVERS

BK Sadska (Czech Republic - NBL)

Scored in double figures in eight of his 10 games in 2006-07 with BK Sadska ... Averaging 14.5 points, 4.8 rebounds and 2.2 assists, all of which rank second on the team ... Scored a team and season high 24 points in a 76-64 loss to NH Ostrava on Nov. 18 ... Connected on 14-of-14 from the free throw line, while adding seven rebounds to lead the team in value index at 33 vs. NH Ostrava ... Has a value index per game of 16.2 ... Sadska is 2-9 in the NBL ... Averaged 13.8 points and 2.8 rebounds per game in his first season (2005-06) with BK Sadska.

Updated as of Nov. 27.

TRIBE ADDS PAIR OF SIGNEES FOR 2007-08

The William and Mary men's basketball program and head coach Tony Shaver announced the signing of two players, 6-9, 240-pound power forward Marcus Kitts (Holly Springs, N.C.) and 6-4, 190-pound guard Valeriu 'Vali' Lazarescu (Brossard, Quebec, Canada), to National Letters of Intent on Nov. 9. The duo will begin competition for the Tribe during the 2007-08 season.

"It is a great day for the College of William and Mary basketball program," Shaver said. "We are adding two quality young men in Marcus Kitts and Valeriu Lazarescu to our basketball family. Our main objective with our fourth recruiting class was to be highly selective and sign difference makers. We are confident we accomplished both those goals by signing Marcus and Vali. Both players are home runs for our program. They come from great family backgrounds and have what it takes to be impact players for our ball club."

MARCUS KITTS - F - 6-9 - 240 - HOLLY SPRINGS, N.C. (MIDDLE CREEK)

Kitts averaged 19 points and 12 rebounds as a junior. He scored 419 points in 2005-06, including a season-high 36 against Lee County on Jan. 3. Each of the last two seasons, Kitts earned All-Tri-Seven Conference honors. As a sophomore in 2004-05, he averaged 13.5 points, 7.0 rebounds and 2.2 blocks per game.

"Marcus was the easiest evaluation I have made in my 30 years of coaching," Shaver said. "The first time I saw Marcus, he scored more than 30 points and grabbed over 20 rebounds in a 4A basketball game in the Raleigh, N.C., area. I knew he was our guy, and we just had to find a way to sign him. Marcus is a very talented athlete who has yet to realize his potential. He has exceptional hands and a rare knack for rebounding the ball above the rim. The bigger the game and the better the competition, the better Marcus plays. He is fearless, and he welcomes challenges from opposing teams and players."

The power forward was a 2006 McDonald's All-American Nominee. He earned MVP honors at the 2006 North Carolina State Games Tournament. After receiving interest from UNC Wilmington, Iowa, West Virginia, Davidson and Tennessee, Kitts chose to play collegiate basketball for the Tribe. He spent the summer of 2006 adding muscle to his game, bulking up nearly 20 pounds. Kitts is known as an all-out player who will bang in the paint. He gets off the floor quickly and rebounds on the interior with a purpose.

VALERIU LAZARESCU - G - 6-4 - 190 - BROSSARD, QUEBEC (CHAMPLAIN ST. LAMBERT)

Lazarescu is an athletic player and a flat-out scorer. He plays for head coach John Dangelas, regarded as one of the top coaches in Canada, at the College of Champlain St. Lambert in Montreal, Quebec, which is known for producing Division I talent. Lazarescu chose the Tribe over American, Princeton, Evansville, Toledo and Boston University.

"I am so thankful Coach John Dangelas allowed us to get involved with Vali at such a late date in the recruiting process," Shaver said. "Vali is a big guard with tremendous athleticism. He is the winner of multiple Canadian dunk contests. He can finish in transition above the rim, shoot from the perimeter and rebound from the guard position."

This season, Lazarescu led Champlain to the Hagen title with a perfect 5-0 mark. He earned tournament MVP honors and led Cavaliers to a 97-39 win over Algonquin in the title game with a team-high 22 points. He has enjoyed an exceptional final season at Champlain, also averaging 20 points per game at the Prep Canada Challenge against top teams from Toronto and Ottawa. At the 2005-06 Canadian Colleges Athletic Association (CCAA) Nationals, Lazarescu helped his Champlain team to a bronze medal.

NATIONAL POLLS

ESPN/USA TODAY COACHES POLL (DEC. 4)


1. UCLA (25)	6-0	766	2
2. Pittsburgh (6)	8-0	740	3
3. North Carolina	6-1	676	6
4. Ohio State	7-1	659	1
5. Alabama	7-0	637	7
6. Texas A&M	7-0	562	8
7. Florida	7-2	506	4
8. Washington	6-0	489	11
9. Duke	7-1	488	10
10. Connecticut	7-0	407	15
11. LSU	4-1	401	12
12. Wisconsin	7-1	396	13
13. Kansas	6-2	385	5
14. Butler	9-0	380	18
15. Arizona	5-1	340	16
16. Wichita State	6-0	331	22
17. Memphis	5-1	314	17
18. Gonzaga	8-1	296	21
19. Nevada	7-0	276	20
20. Marquette	8-1	263	9
21. Syracuse	7-1	145	14
22. Maryland	8-1	138	19
23. Air Force	8-1	79	NR
24. Oklahoma State	9-0	64	NR
25. Michigan State	7-2	46	NR

RECEIVING VOTES: Georgia Tech 38, Xavier 35, Missouri 33, Texas 29, Southern Illinois 22, Oregon 21, San Diego State 17, Missouri State 16, Clemson 15, Virginia 14, Louisville 12, Creighton 9, Arkansas 8, Georgetown 5, Villanova 5, Tennessee 3, Purdue 3, Bradley 3, Illinois 3.

ASSOCIATED PRESS POLL (DEC. 4)

1. UCLA (55)	6-0	1,781	1
2. Pittsburgh (15)	8-0	1,713	2
3. North Carolina (2)	6-1	1,619	7
4. Alabama	7-0	1,550	6
5. Ohio State	7-1	1,510	3
6. Texas A&M	7-0	1,385	9
7. Duke	7-1	1,168	11
7. Florida	7-2	1,168	4
9. LSU	4-1	1,099	10
10. Wichita State	6-0	1,016	17
11. Wisconsin	7-1	996	12
12. Kansas	6-2	947	5
13. Washington	6-0	908	13
14. Arizona	5-1	850	16
15. Butler	9-0	817	19
16. Memphis	5-1	816	14
17. Marquette	8-1	731	8
18. Gonzaga	8-1	703	22
19. Connecticut	7-0	694	20
20. Nevada	7-0	461	24
21. Syracuse	7-1	374	15
22. Oklahoma State	9-0	157	NR
23. Maryland	8-1	135	23
24. Xavier	6-1	123	NR
25. Georgia Tech	6-2	120	21

RECEIVING VOTES: Oregon 107, Georgetown 60, Missouri 56, Missouri State 50, Virginia 50, Air Force 40, Clemson 33, Southern Illinois 30, Florida State 18, Creighton 15, Notre Dame 11, Michigan State 10, Villanova 9, Western Kentucky 8, Tennessee 8, Texas 8, Arkansas 7, DePaul 6, Purdue 5, San Diego State 4, Kentucky 4, Oklahoma 4, Fresno State 4, Dayton 3, Illinois 2, Northern Iowa 2, Michigan 2, George Washington 1, Boston College 1, West Virginia 1.



STEVEN HESS
FR. • 6-10 • 230
CHARLOTTE, N.C.




DAVID SCHNEIDER
FR. • 6-3 • 175
PHOENIX, ARIZ.



ADAM TRUMBOWER
SR. • 6-3 • 190
ROANOKE, VA.




ALEX SMITH
SO. • 6-5 • 250
GREENVILLE, S.C.




NATHAN MANN
JR. • 6-2 • 190
OVERLAND PARK, KAN.




MARCUS BARNETT
JR. • 6-2 • 195
HAMPTON, VA.




LAIMISKISIELIUS
JR. • 6-8 • 210
VILNIUS, LITHUANIA




PETER STEIN
SO. • 6-9 • 220
BELLAIRE, TEXAS




KYLE CARRABINE
JR. • 6-7 • 205
NAPERVILLE, ILL.




DANNY SUMNER
FR. • 6-7 • 190
FAIRFAX, VA.



CHRIS DARNELL
SO. • 6-8 • 210
FREDERICKSBURG, VA.



ADAM PAYTON
SR. • 6-3 • 195
BURLINGTON, N.J.



CHRIS STRATTON
JR. • 6-6 • 205
BURKE, VA.



COREY COFIELD
SR. • 6-5 • 245
NEWTON, MASS.



TONY SHAVER
FOURTH SEASON AT W&M
31ST SEASON OVERALL

NUMERICAL ROSTER

No.	Name	Pos.	El./Cl.	Ht.	Wt.	Hometown/High School
00	Steven Hess	F/C	Fr./Fr.	6-10	225	Charlotte, N.C./Gaston Day School
2	David Schneider	G	Fr./Fr.	6-3	175	Phoenix, Ariz./Brophy Prep
3	Adam Trumbower	G	Sr./Sr.	6-3	190	Roanoke, Va./Cave Spring
4	Alex Smith	F	So./So.	6-5	250	Greenville, S.C./Oak Hill Academy (Va.)
11	Nathan Mann	G	Jr./Jr.	6-2	190	Overland Park, Kan./St. Thomas Aquinas
12	Marcus Barnett	G	Jr./Jr.	6-2	195	Hampton, Va./Phoebus
13	Laimis Kisielius	F	Jr./Jr.	6-8	210	Vilnius, Lithuania/Miller School (Va.)
15	Peter Stein	F	So./So.	6-9	225	Houston, Texas/Westbury Christian
20	Kyle Carrabine	G	Jr./Jr.	6-7	205	Naperville, Ill./Neuqua Valley
22	Danny Sumner	F	Fr./Fr.	6-7	190	Fairfax, Va./Paul VI
23	Chris Darnell	F	So./So.	6-8	210	Fredericksburg, Va./North Stafford
24	Adam Payton	G	5th/Sr.	6-3	195	Burlington, N.J./The Lawrenceville School
25	Chris Stratton	F	Jr./Jr.	6-6	205	Burke, Va./Lake Braddock
45	Corey Cofield	F	Sr./Sr.	6-5	245	Newton, Mass./Roxbury Latin

ALPHABETICAL ROSTER

No.	Name	Pos.	El./Cl.	Ht.	Wt.	Hometown/High School
12	Marcus Barnett	G	Jr./Jr.	6-2	195	Hampton, Va./Phoebus
20	Kyle Carrabine	G	Jr./Jr.	6-7	205	Naperville, Ill./Neuqua Valley
45	Corey Cofield	F	Sr./Sr.	6-5	245	Newton, Mass./Roxbury Latin
23	Chris Darnell	F	So./So.	6-8	210	Fredericksburg, Va./North Stafford
00	Steven Hess	F/C	Fr./Fr.	6-10	225	Charlotte, N.C./Gaston Day School
13	Laimis Kisielius	F	Jr./Jr.	6-8	210	Vilnius, Lithuania/Miller School (Va.)
11	Nathan Mann	G	Jr./Jr.	6-2	190	Overland Park, Kan./St. Thomas Aquinas
24	Adam Payton	G	5th/Sr.	6-3	195	Burlington, N.J./The Lawrenceville School
2	David Schneider	G	Fr./Fr.	6-3	175	Phoenix, Ariz./Brophy Prep
4	Alex Smith	F	So./So.	6-5	250	Greenville, S.C./Oak Hill Academy (Va.)
15	Peter Stein	F	So./So.	6-9	225	Houston, Texas/Westbury Christian
25	Chris Stratton	F	Jr./Jr.	6-6	205	Burke, Va./Lake Braddock
22	Danny Sumner	F	Fr./Fr.	6-7	190	Fairfax, Va./Paul VI
3	Adam Trumbower	G	Sr./Sr.	6-3	190	Roanoke, Va./Cave Spring

Head Coach

Tony Shaver (North Carolina, 1976), Fourth season

Assistant Coaches

Dee Vick (Hampden-Sydney, 1994), Fourth season

Antwon Jackson (Pikeville College, 1993), Second season

Ben Wilkins (N.C. State, 2001) First season

PRONUNCIATION GUIDE

Kyle Carrabine CARE - uh - byne

Corey Cofield CO - field

Laimis Kisielius LIE-muss kiss-ILL-ee-us

Peter Stein STYNE

Adam Trumbower TRUM - bow - er

ROSTER BREAKDOWN

BY POSITION

Guard: Adam Payton, Kyle Carrabine, Nathan Mann, Adam Trumbower, Marcus Barnett, David Schneider

Forward: Corey Cofield, Laimis Kisielius, Chris Darnell, Alex Smith, Peter Stein, Christ Startton, Steven Hess, Danny Sumner

Center: Steven Hess

BY HEIGHT

6-10: Steven Hess

6-9: Peter Stein

6-8: Chris Darnell, Laimis Kisielius

6-7: Kyle Carrabine, Danny Sumner

6-6: Christ Stratton

6-5: Corey Cofield, Alex Smith

6-3: Adam Payton, Adam Trumbower, David Schneider

6-2: Nathan Mann, Marcus Barnett

BY CLASS

Seniors (3): Corey Cofield, Adam Payton, Adam Trumbower

Juniors (5): Marcus Barnett, Kyle Carrabine, Laimis Kisielius, Nathan Mann, Chris Stratton

Sophomores (3): Chris Darnell, Alex Smith, Peter Stein

Freshmen (4): Steven Hess, David Schneider, Danny Sumner

BY STATE

Arizona (1): David Schneider

Illinois (1): Kyle Carrabine

Kansas (1): Nathan Mann

Massachusetts (1): Corey Cofield

New Jersey (1): Adam Payton

North Carolina (1): Steven Hess


South Carolina (1): Alex Smith

Texas (1): Peter Stein

Virginia (5): Marcus Barnett, Chris Darnell, Chris Statton, Danny Sumner, Adam Trumbower

BY COUNTRY

Lithuania (1): Laimis Kisielius



TONY SHAVER

Head Coach • Fourth Season at W&M

William and Mary head coach Tony Shaver is in his fourth season at the helm of the Tribe men's basketball program and his 31st overall in coaching. Shaver has coached at the collegiate level for the last 19 years and was officially hired as the 31st head men's basketball coach in the history of the College on May 2, 2003.

The Green and Gold continue to make strides under the direction of Shaver. W&M started the 2005-06 season 4-1, marking the best start for a Tribe since opening the 1992-93 campaign with a 6-1 record. During that season, however, two of the team's first four wins were against non-Division I teams Virginia Wesleyan and Shenandoah, which means the 4-1 start for the 2005-06 squad was the first time in school history that the Tribe has opened a year with at least four wins in its first five games against current Division I opponents. Included in those four victories was a 70-60 win at Hampton, who went on to make the NCAA Tournament.

Prior to the start of the 2005-06 season, Shaver was inducted into the Episcopal High School Hall of Fame in a ceremony at the school on Nov. 11. He led EHS for 10 seasons from 1977-86. With his inception into the Episcopal Hall of Fame, Shaver has been inducted into the Hall of Fame at both of his head coaching stops prior to taking over the reigns at William and Mary. He was inducted into the Hampden-Sydney Hall of Fame in 2004.

In his second season at the helm, W&M immediately started the season on a high note, defeating Radford and Hartford to win the inaugural W&M Tip-Off Classic, the first regular season tournament title for the College since 1981. The Tribe defeated James Madison in the first round of the Colonial Athletic Association Tournament for W&M's first postseason win since 1997, and just the third in the last 20 years.

Shaver began his Tribe career with a 91-64 pounding of Liberty on Nov. 23, 2003. He also won his first ever Colonial Athletic Association contest, as the Tribe knocked off two-time defending league champion UNC Wilmington, 67-66, in overtime on Dec. 4, 2003. In the Tribe's first contest against a nationally ranked opponent under Shaver's direction, W&M performed well, leading No. 15 Pittsburgh by 10 points midway through the first half, before the Panthers, who attempted 28 more free throws than the Tribe, won 70-55.

There have been individual successes as well for the Green and Gold under Shaver's reign. 2004 graduate Adam Hess, currently playing professionally in Germany, became the first player in school history to lead the CAA in scoring. An outstanding student and athlete, Hess was named the CAA Male Scholar-Athlete of the Year (for all sports) and was a First-Team Academic All-American and all-conference selection as a senior. Current senior Corey Cofield was voted the 2004 CAA Rookie of the Year, leading all freshmen in the league in points, rebounds and field goal percentage. Cofield earned his second straight selection to the All-CAA third team in 2005, while current junior Iaimis Kisielius earned a spot on the CAA All-Rookie team in 2005.

Shaver came to W&M after coaching 17 seasons at Hampden-Sydney, compiling a record of 358-121 (.747). He turned the Tigers into a Division III national powerhouse, leading the men's basketball team to eight Old Dominion Athletic Conference titles, 12 20-win seasons and 11 NCAA Division III Tournament appearances. The winningest basketball coach in the program's history, he was named the ODAC and South Region Coach of the Year in 1995, 1999 and 2000, and was picked as the Virginia Sports Information Directors Division II-III Coach of the Year in



1997, 1999 and 2000.

In 2003, Shaver took the Tigers to the NCAA Division III Final Four, as his team finished with a record of 28-4, tied for the second-most wins in the program's history. In 1999, Shaver led H-SC to the national championship game, where the Tigers lost by one point in double-overtime to Wisconsin-Platteville. The team finished 29-3, setting a school record for most wins in a season.

Shaver also has a firm commitment to his players' success in the classroom. In 1999, one of his charges, Jack Jirak, was named the ODAC Scholar-Athlete of the Year and was also awarded the Gammon Cup as the top-student-athlete at the college. Two of Shaver's players, David Hobbs (1999) and Russell Turner (1992) earned Academic All-America honors. A number of his players have been named to the Academic All-ODAC squad, including six student-athletes in 1998.

Prior to taking over at Hampden-Sydney for the 1986-87 campaign, Shaver spent 10 years as the head boys' basketball coach at Episcopal High School in Alexandria, Virginia. He was named the Virginia State Private School Coach of the Year in 1986, and was twice picked as the Alexandria Coach of the Year, while winning 73 percent of his games.

A 1976 graduate of North Carolina, Shaver was a guard on the Tar Heel men's basketball team from 1972-75 under head coach Dean Smith. Originally a walk-on, he earned a scholarship his rookie season, when he was awarded the prestigious Butch Bennett Award, presented to the freshman who exemplifies determination, sportsmanship and sacrifice for the team. Shaver was voted the honoree by his teammates. During his four years in Chapel Hill, UNC went 95-26, including a pair of trips to the NCAA Tournament in 1975 and 1976. During the 1975 season, the Tarheels won the ACC Tournament and advanced to the Sweet 16. During the 1973 and 1974 season, North Carolina made the National Invitational Tournament.

A native of High Point, North Carolina, Shaver and his wife, Ann, are the parents of three sons: Christopher (25), a former standout pitcher on the Tribe's baseball team, who is currently pitching with the Chicago Cubs organization, Austin (22) and Jackson (15).

00

STEVEN HESS

Fr. - F/C - 6-10 - 225 (Charlotte, N.C./Gaston Day School)

- After missing most of the week prior to the Kansas State game due to illness, came off the bench to score three points, pull down three rebounds and block a shot in 11 minutes of action
- Saw action in the Tribe's exhibition victory over Barton College
- A three-year letterwinner at Gaston Day
- A McDonald's All-American nominee
- Garnered All-Southern Piedmont Athletic Association honors as a junior and senior
- Averaged 13.1 points and nine rebounds as a senior at Gaston Day
- Named Hardest Working Player during his senior season at Gaston Day
- As a junior at Gaston Day, helped his team reach the semifinals of the state tournament in North Carolina's largest independent-school classification

SINGLE-GAME HIGHS

POINTS	
Season	3 at Kansas State (11/11/06)
Career	3 at Kansas State (11/11/06)
FIELD GOALS	
Season	1, three times, most recently at Navy (11/28/06)
Career	1, three times, most recently at Navy (11/28/06)
FIELD GOAL ATTEMPTS	
Season	3 at Kansas State (11/11/06) 3 vs. Wagner (11/20/06)
Career	3 at Kansas State (11/11/06) 3 vs. Wagner (11/20/06)
3-POINT FIELD GOALS	
Season	None
Career	None
3-POINT FIELD GOAL ATTEMPTS	
Season	None
Career	None
FREE THROWS	
Season	1 at Kansas State (11/11/06)
Career	1 at Kansas State (11/11/06)
FREE THROW ATTEMPTS	
Season	4 at Kansas State (11/11/06)
Career	4 at Kansas State (11/11/06)
REBOUNDS	
Season	3 at Kansas State (11/11/06) 3 vs. Wagner (11/20/06)
Career	3 at Kansas State (11/11/06) 3 vs. Wagner (11/20/06)
ASSISTS	
Season	None
Career	None
STEALS	
Season	None
Career	None
BLOCKED SHOTS	
Season	1 at Kansas State (11/11/06) 1 vs. Wagner (11/20/06)
Career	1 at Kansas State (11/11/06) 1 vs. Wagner (11/20/06)
MINUTES	
Season	11 at Kansas State (11/11/06)
Career	11 at Kansas State (11/11/06)

HESS' 2006-07 GAME-BY-GAME STATISTICS

Date	Opp	Min	FG-A	Pct	3FG-A	Pct	FT-A	Pct	O-D	Tot	PF	A	TO	B	S	Pts
N11	at Kansas St.	11	1-3	.333	0-0	.000	1-4	.250	1-2	3	3	0	1	1	0	3
N20	Wagner	8	1-3	.333	0-0	.000	0-0	.000	0-3	3	2	0	1	1	0	2
N25	at Holy Cross						DNP									
N28	at Navy	6	1-1	1.000	0-0	.000	0-0	.000	0-0	0	1	0	0	0	0	2
D1	Jacksonville St.	6	0-1	.000	0-0	.000	0-1	.000	0-1	1	1	0	0	0	0	0
D2	Cornell	3	0-0	.000	0-0	.000	0-0	.000	0-0	0	0	0	0	0	0	0
D5	Towson															
D8	North Florida															
D22	UMBC															
D28	Hampton															
D31	Richmond															
J3	at GMU															
J6	Northeastern															
J8	at Georgia St.															
J10	VCU															
J13	at Delaware															
J17	GMU															
J20	at Hofstra															
J24	at ODU															
J27	Georgia State															
J29	at VCU															
J31	JMU															
F3	UNCW															
F7	at JMU															
F10	at UNCW															
F14	Drexel															
F17	ESPN BracketBusters															
F21	at Drexel															
F24	ODU															

HESS' CAREER STATISTICS

Season	G-GS	Min-Avg	FG-A	Pct	3FG-A	Pct	FT-A	Pct	OR-DR	Reb-Avg	PF-FO	A	TO	Blk	St	Pts-Avg
2006-07	5-0	34-6.8	3-8	.375	0-0	.000	1-5	.200	1-6	7-1.4	7-0	0	2	2	0	7-1.4
Career	5-0	34-6.8	3-8	.375	0-0	.000	1-5	.200	1-6	7-1.4	7-0	0	2	2	0	7-1.4

HESS' CAA STATISTICS

Season	G-GS	Min-Avg	FG-A	Pct	3FG-A	Pct	FT-A	Pct	OR-DR	Reb-Avg	PF-FO	A	TO	Blk	St	Pts-Avg
2006-07	0-0	0-0.0	0-0	.000	0-0	.000	0-0	.000	0-0	0-0.0	0-0	0	0	0	0	0-0.0
Career	0-0	0-0.0	0-0	.000	0-0	.000	0-0	.000	0-0	0-0.0	0-0	0	0	0	0	0-0.0

2

DAVID SCHNEIDER

Fr. - G - 6-3 - 175 (Phoenix, Ariz./Brophy Prep)

SINGLE-GAME HIGHS

POINTS

Season 18 at Kansas State (11/11/06)
 Career 18 at Kansas State (11/11/06)

FIELD GOALS

Season 5 at Kansas State (11/11/06)
 Career 5 at Kansas State (11/11/06)

FIELD GOAL ATTEMPTS

Season 14 at Kansas State (11/11/06)
 Career 14 at Kansas State (11/11/06)

3-POINT FIELD GOALS

Season 3 at Kansas State (11/11/06)
 Career 3 at Kansas State (11/11/06)

3-POINT FIELD GOAL ATTEMPTS

Season 9 at Kansas State (11/11/06)
 Career 9 at Kansas State (11/11/06)

FREE THROWS

Season 5 at Kansas State (11/11/06)
 Career 5 at Kansas State (11/11/06)

FREE THROW ATTEMPTS

Season 7 at Kansas State (11/11/06)
 Career 7 at Kansas State (11/11/06)

REBOUNDS

Season 9 at Kansas State (11/11/06)
 Career 9 at Kansas State (11/11/06)

ASSISTS

Season 7 at Kansas State (11/11/06)
 Career 7 at Kansas State (11/11/06)

STEALS

Season 4 at Kansas State (11/11/06)
 Career 4 at Kansas State (11/11/06)

BLOCKED SHOTS

Season None
 Career None

MINUTES

Season 38 at Kansas State (11/11/06)
 Career 38 at Kansas State (11/11/06)

- Missed the Tribe's games at Navy, vs. Jacksonville State and vs. Cornell with an injury
- Dished out six assists compared to only one turnover against Wagner (11/20)
- Named CAA Rookie of the Week on Nov. 13 following his performance at Kansas State
- Led the Tribe in points (18), rebounds (9), assists (7), steals (4) and minutes played (38) against the Wildcats
- Turned in an impressive performance in the Tribe's exhibition victory over Barton College with 14 points on 5-of-7 shooting to go along with team-highs in assists (7), rebounds (8) and steals (8)
- His eight steals would have established a Kaplan Arena and W&M school-record
- Earned honorable mention 5A All-State honors at Brophy College Prep
- Garnered first-team all-region accolades in 2005 and 2006
- As a senior at Brophy Prep, averaged 18 points, six rebounds, six assists and two steals
- Father, Jeff Schneider, played basketball at Virginia Tech and was drafted by the Houston Rockets in the fifth round of the 1982 NBA Draft

SCHNEIDER'S 2006-07 GAME-BY-GAME STATISTICS

Date	Opp	Min	FG-A	Pct	3FG-A	Pct	FT-A	Pct	O-D	Tot	PF	A	TO	B	S	Pts
N11	at Kansas St.	38	5-14	.357	3-9	.333	5-7	.714	1-8	9	4	7	5	0	4	18
N20	Wagner	25	2-3	.667	1-2	.500	3-4	.750	0-2	2	3	6	1	0	1	8
N25	at Holy Cross	29	1-7	.143	0-2	.000	2-4	.500	0-1	1	4	1	1	0	3	4
N28	at Navy															DNP
D1	Jacksonville St.															DNP
D2	Cornell															DNP
D5	Towson															
D8	North Florida															
D22	UMBC															
D28	Hampton															
D31	Richmond															
J3	at GMU															
J6	Northeastern															
J8	at Georgia St.															
J10	VCU															
J13	at Delaware															
J17	GMU															
J20	at Hofstra															
J24	at ODU															
J27	Georgia State															
J29	at VCU															
J31	JMU															
F3	UNCW															
F7	at JMU															
F10	at UNCW															
F14	Drexel															
F17	ESPN BracketBusters															
F21	at Drexel															
F24	ODU															

• Games started

SCHNEIDER'S CAREER STATISTICS

Season	G-GS	Min-Avg	FG-A	Pct	3FG-A	Pct	FT-A	Pct	OR-DR	Reb-Avg	PF-FO	A	TO	Blk	St	Pts-Avg
2006-07	3-3	92-30.7	8-24	.333	4-13	.308	10-15	.667	1-11	12-4.0	11-0	14	7	0	8	30-10.0
Career	3-3	92-30.7	8-24	.333	4-13	.308	10-15	.667	1-11	12-4.0	11-0	14	7	0	8	30-10.0

SCHNEIDER'S CAA STATISTICS

Season	G-GS	Min-Avg	FG-A	Pct	3FG-A	Pct	FT-A	Pct	OR-DR	Reb-Avg	PF-FO	A	TO	Blk	St	Pts-Avg
2006-07	0-0	0-0.0	0-0	.000	0-0	.000	0-0	.000	0-0	0-0.0	0-0	0	0	0	0	0-0.0
Career	0-0	0-0.0	0-0	.000	0-0	.000	0-0	.000	0-0	0-0.0	0-0	0	0	0	0	0-0.0

3

ADAM TRUMBOWER

Sr. - G - 6-3 - 190 (Roanoke, Va./Cave Spring)

- Over the last three games has averaged 7.0 points, 4.3 rebounds and 3.3 assists
- In first start of the season vs. Cornell (12/2/06), had seven points and a career-high tying five assists
- Led the Tribe in points with a career-high 12 against Navy (11/28/06)
- Finished 8-of-9 from the free throw line, while also leading the Tribe in rebounds (6) and assists (4) against the Midshipmen
- Team Co-Captain with senior Adam Payton
- Earned scholarship for his senior season after playing his first three years at W&M as a walk on
- Scored a season-high seven points against VCU (1/19/06), while logging 16 minutes
- Tallied four points in the Tribe's season-opening win over Maine (11/18/05)
- Registered steals against Delaware (2/15/06), Georgia State (2/4/06) and at VCU (1/19/06)
- Played in 28 games, including two starts as a freshman in 2003-04
- Became the first walk on to start a game since 1996-97
- Tallied career-high eight points and seven rebounds off the bench at Radford (11/24/03)
- Set a career high with five assists in start at Delaware (1/21/04)
- Played 25 minutes with six points, three rebounds and two assists against Liberty (11/23/03) in his first career game.

SINGLE-GAME HIGHS

POINTS
 Season 12 at Navy (11/28/06)
 Career 12 at Navy (11/28/06)

FIELD GOALS
 Season 2 vs. Cornell (12/2/06)
 2 at Navy (11/28/06)
 Career 3 vs. Campbell (12/30/03)
 3 at Radford (11/24/03)

FIELD GOAL ATTEMPTS
 Season 4 vs. Cornell (12/2/06)
 4 at Navy (11/28/06)
 Career 7 vs. Campbell (12/30/03)
 7 at Radford (11/24/03)

3-POINT FIELD GOALS
 Season 1 vs. Cornell (12/2/06)
 Career 2, three times, most recently
 at UNC Greensboro (12/20/04)

3-POINT FIELD GOAL ATTEMPTS
 Season 3 vs. Cornell (12/2/06)
 Career 6 at Radford (11/24/03)

FREE THROWS
 Season 8 at Navy (11/28/06)
 Career 8 at Navy (11/28/06)

FREE THROW ATTEMPTS
 Season 9 at Navy (11/28/06)
 Career 9 at Navy (11/28/06)

REBOUNDS
 Season 6 at Navy (11/28/06)
 Career 7 at Radford (11/24/03)

ASSISTS
 Season 5 vs. Cornell (12/2/06)
 Career 5 vs. Cornell (12/2/06)
 5 at Delaware (1/21/04)

STEALS
 Season 1 vs. Jacksonville State (12/1/06)
 Career 2 at Drexel (2/7/04)

BLOCKED SHOTS
 Season None
 Career 1 vs. Drexel (2/2/05)
 1 at Towson (1/14/04)

MINUTES
 Season 27 vs. Cornell (12/2/06)
 Career 36 at Delaware (1/21/04)

TRUMBOWER'S 2006-07 GAME-BY-GAME STATISTICS

Date	Opp	Min	FG-A	Pct	3FG-A	Pct	FT-A	Pct	O-D	Tot	PF	A	TO	B	S	Pts
N11	at Kansas St.	2	0-0	.000	0-0	.000	0-0	.000	0-1	1	0	0	1	0	0	0
N20	Wagner	16	1-2	.500	0-1	.000	0-0	.000	0-1	1	2	1	1	0	0	2
N25	at Holy Cross	4	0-0	.000	0-0	.000	0-0	.000	0-1	1	1	1	0	0	0	0
N28	at Navy	25	2-4	.500	0-2	.000	8-9	.889	2-4	6	3	4	1	0	0	12
D1	Jacksonville St.	20	0-2	.000	0-1	.000	2-2	1.000	1-4	5	2	1	1	0	1	2
D2	Cornell	27	2-4	.500	1-3	.333	2-2	1.000	0-2	2	3	5	1	0	0	7
D5	Towson															
D8	North Florida															
D22	UMBC															
D28	Hampton															
D31	Richmond															
J3	at GMU															
J6	Northeastern															
J8	at Georgia St.															
J10	VCU															
J13	at Delaware															
J17	GMU															
J20	at Hofstra															
J24	at ODU															
J27	Georgia State															
J29	at VCU															
J31	JMU															
F3	UNCW															
F7	at JMU															
F10	at UNCW															
F14	Drexel															
F17	ESPN BracketBusters															
F21	at Drexel															
F24	ODU															

* Games started

TRUMBOWER'S CAREER STATISTICS

Season	G-GS	Min-Avg	FG-A	Pct	3FG-A	Pct	FT-A	Pct	OR-DR	Reb-Avg	PF-FO	A	TO	Blk	St	Pts-Avg
2003-04	28-2	482-17.2	19-74	.257	9-55	.164	16-24	.667	14-28	42-1.5	32-0	36	28	1	5	63-2.3
2004-05	15-1	90-6.0	6-18	.333	3-10	.300	11-11	1.000	4-10	14-0.9	5-0	6	7	1	3	26-1.7
2005-06	21-0	106-5.0	2-18	.111	1-9	.111	7-9	.778	2-5	7-0.3	13-0	5	8	0	3	12-0.6
2006-07	5-0	67-13.4	3-8	.375	0-4	.000	10-11	.909	3-11	14-2.8	8-0	7	4	0	1	14-2.8
Career	69-3	745-11.0	30-118	.254	13-78	.167	44-55	.800	23-55	78-1.1	58-0	54	47	2	12	115-1.7

TRUMBOWER'S CAA STATISTICS

Season	G-GS	Min-Avg	FG-A	Pct	3FG-A	Pct	FT-A	Pct	OR-DR	Reb-Avg	PF-FO	A	TO	Blk	St	Pts-Avg
2003-04	18-2	278-15.4	6-35	.171	3-26	.115	7-11	.636	7-8	15-0.8	22-0	22	16	1	3	22-1.2
2004-05	8-1	58-7.3	4-10	.400	1-4	.250	8-8	1.000	2-5	7-0.9	4-0	4	4	1	1	17-2.1
2005-06	15-0	87-5.8	1-12	.083	1-7	.143	5-7	.714	1-5	6-0.4	9-0	5	7	0	3	8-0.5
2006-07	0-0	0-0.0	0-0	.000	0-0	.000	0-0	.000	0-0	0-0.0	0-0	0	0	0	0	0-0.0
Career	41-3	423-10.3	11-57	.193	5-37	.135	20-26	.769	10-18	28-0.7	35-0	31	27	2	7	47-1.1

4

ALEX SMITH

So. - F - 6-5 - 250 (Greenville, S.C./Oak Hill Academy (Va.))

SINGLE-GAME HIGHS

POINTS

Season 9 at Navy (11/28/06)
Career 10 vs. Maine (11/18/05)

FIELD GOALS

Season 4 at Navy (11/28/06)
Career 4 at Navy (11/28/06)

FIELD GOAL ATTEMPTS

Season 6 vs. Cornell (12/2/06)
6 at Navy (11/28/06)
Career 8 vs. Maine (11/18/05)

3-POINT FIELD GOALS

Season None
Career None

3-POINT FIELD GOAL ATTEMPTS

Season 1 at Navy (11/28/06)
Career 1 at Navy (11/28/06)
1 at VCU (1/19/06)

FREE THROWS

Season 1 at Navy (11/28/06)
1 at Holy Cross (11/25/06)
Career 4 vs. Maine (11/18/05)

FREE THROW ATTEMPTS

Season 4 at Navy (11/28/06)
Career 6 vs. Maine (11/18/05)

REBOUNDS

Season 5 vs. Wagner (11/20/06)
Career 6 at Old Dominion (2/9/06)

ASSISTS

Season 1 at Navy (11/28/06)
Career 1, five times, most recently
at Navy (11/28/06)

STEALS

Season 2 at Navy (11/28/06)
Career 2 at Navy (11/28/06)
2 at Towson (12/3/05)

BLOCKED SHOTS

Season 1 at Holy Cross (11/25/06)
Career 3 vs. Maine (11/18/05)

MINUTES

Season 19 at Navy (11/28/06)
Career 19 at Navy (11/28/06)

- Started his first game of the season vs. Jacksonville State (12/1/06)
- Tallied a season-high nine points to go along with four rebounds against Navy (11/28/06)
- Finished with career highs in field goals made (4) and steals (2) at Navy
- Pulled down a season-high five rebounds against Wagner (11/20)
- Played 13 minutes against Kansas State and chipped in two points and three rebounds
- Started three contests, while appearing in 27 as a freshman in 2005-06
- Made his first career start against Campbell (11/26/05) before making starts in the following two contests at Longwood (11/28/05) and vs. UNC Wilmington (11/30/05)
- Scored a career-high 10 points in his first career game against Maine (11/18/05)
- Pulled down a career-high and team-high six rebounds at Old Dominion (2/9/06)
- Played for national power Oak Hill Academy in 2004-05, which ended the season ranked No. 1 in the nation in the *USA Today* Super 25 Boys' Basketball Rankings and finished the season with a record of 34-2
- Attended J.L. Mann High School in Greenville, S.C., before attending Oak Hill, where he averaged 19 points and 14 rebounds a game and was a South Carolina first-team all-state selection

SMITH'S 2006-07 GAME-BY-GAME STATISTICS

Date	Opp	Min	FG-A	Pct	3FG-A	Pct	FT-A	Pct	O-D	Tot	PF	A	TO	B	S	Pts
N11	at Kansas St.	13	1-4	.250	0-0	.000	0-0	.000	1-2	3	2	0	0	0	0	2
N20	Wagner	12	1-4	.250	0-0	.000	0-1	.000	1-4	5	3	0	0	1	0	2
N25	at Holy Cross	11	1-2	.500	0-0	.000	1-1	1.000	0-2	2	5	0	1	1	0	3
N28	at Navy	19	4-6	.667	0-1	.000	1-4	.250	2-2	4	2	1	2	0	2	9
D1	Jacksonville St.	17	1-3	.333	0-0	.000	0-0	.000	2-1	3	0	0	2	0	0	2
D2	Cornell	16	3-6	.500	0-0	.000	0-2	.000	1-1	2	1	0	2	0	1	6
D5	Towson															
D8	North Florida															
D22	UMBC															
D28	Hampton															
D31	Richmond															
J3	at GMU															
J6	Northeastern															
J8	at Georgia St.															
J10	VCU															
J13	at Delaware															
J17	GMU															
J20	at Hofstra															
J24	at ODU															
J27	Georgia State															
J29	at VCU															
J31	JMU															
F3	UNCW															
F7	at JMU															
F10	at UNCW															
F14	Drexel															
F17	ESPN BracketBusters															
F21	at Drexel															
F24	ODU															

* Games started

SMITH'S CAREER STATISTICS

Season	G-GS	Min-Avg	FG-A	Pct	3FG-A	Pct	FT-A	Pct	OR-DR	Reb-Avg	PF-FO	A	TO	Blk	St	Pts-Avg
2005-06	27-3	252-9.3	23-51	.451	0-1	.000	23-35	.657	16-40	56-2.1	25-1	4	21	6	5	69-2.6
2006-07	6-1	88-14.7	11-25	.440	0-1	.000	2-8	.250	7-12	19-3.2	13-1	1	7	2	3	24-4.0
Career	33-4	340-10.3	34-76	.447	0-2	.000	25-43	.581	23-52	75-2.3	38-2	5	28	8	8	93-2.8

SMITH'S CAA STATISTICS

Season	G-GS	Min-Avg	FG-A	Pct	3FG-A	Pct	FT-A	Pct	OR-DR	Reb-Avg	PF-FO	A	TO	Blk	St	Pts-Avg
2005-06	17-1	160-9.4	14-29	.483	0-1	.000	13-20	.650	10-27	37-2.2	17-1	2	11	2	3	41-2.4
2006-07	0-0	0-0.0	0-0	.000	0-0	.000	0-0	.000	0-0	0-0.0	0-0	0	0	0	0	0-0.0
Career	17-1	160-9.4	14-29	.483	0-1	.000	13-20	.650	10-27	37-2.2	17-1	2	11	2	3	41-2.4

11

NATHAN MANN

Jr. - G - 6-2 - 190 (Overland Park, Kan./St. Thomas Aquinas)

- Connected on four 3-point field goals, finishing with a season-high 15 points against Cornell (12/2/06)
- Finished with 12 points on 5-of-9 from the floor, including a pair of 3-point field goals against Holy Cross (11/25)
- Led W&M in rebounds (6) and assists (4) against the Crusaders
- Knocked down four, or more, 3-pointers on seven occasions, including three contests of five trifectas
- Ranks ninth in school history in career 3-point field goal percentage (.347) and sixth in 3-point field goals per game (1.52)
- The Tribe's top 3-point threat, hitting on .411 (51-of-124) from downtown, in 2005-06
- Ranked third in the CAA (all games) in 3-point field-goal percentage and 12th in 3-point field-goals made
- His 3-point field-goal percentage for the season was the sixth-best mark in school history
- Notched his second career 20-plus point game with a season-high 21 at Georgia State (1/14/06), including five 3-point field goals
- Led team in assists as a freshman with 76, ranking 12th in the CAA at 2.62 per contest
- Scored career-high 25 points, shooting 10-of-19 from the floor and 5-of-11 from the 3-point line in 41 minutes in double-overtime game against George Mason (2/12/05)

SINGLE-GAME HIGHS

POINTS
 Season 15 vs. Cornell (12/2/06)
 Career 25 vs. George Mason (2/12/05)

FIELD GOALS
 Season 5 vs. Cornell (12/2/06)
 5 at Holy Cross (11/25/06)
 Career 10 vs. George Mason (2/12/05)

FIELD GOAL ATTEMPTS
 Season 13 vs. Cornell (12/2/06)
 Career 19 vs. George Mason (2/12/05)

3-POINT FIELD GOALS
 Season 4 vs. Cornell (12/2/06)
 Career 5, four times, most recently
 at Georgia State (1/14/06)

3-POINT FIELD GOAL ATTEMPTS
 Season 10 vs. Cornell (12/2/06)
 Career 11 vs. George Mason (2/12/05)

FREE THROWS
 Season 1 vs. Cornell (12/2/06)
 Career 4, four times, most recently
 at Drexel (2/23/06)

FREE THROW ATTEMPTS
 Season 2 vs. Cornell (12/2/06)
 Career 6 vs. Hampton (12/30/04)

REBOUNDS
 Season 6 at Holy Cross (11/25/06)
 Career 6, four times, most recently
 at Holy Cross (11/25/06)

ASSISTS
 Season 4 at Holy Cross (11/25/06)
 Career 6 vs. Towson (1/26/05)

STEALS
 Season 1, three times, most recently
 vs. Jacksonville State (12/1/06)
 Career 5 vs. Maine (11/18/05)
 5 vs. Longwood (12/1/04)

BLOCKED SHOTS
 Season 1 vs. Wagner (11/20/06)
 Career 1, four times, most recently
 vs. Wagner (11/20/06)

MINUTES
 Season 29 vs. Cornell (12/2/06)
 Career 41 vs. George Mason (2/12/05)

MANN'S 2006-07 GAME-BY-GAME STATISTICS

Date	Opp	Min	FG-A	Pct	3FG-A	Pct	FT-A	Pct	O-D	Tot	PF	A	TO	B	S	Pts
N11	at Kansas St.	20	2-6	.333	1-5	.200	0-0	.000	1-0	1	5	1	1	0	1	5
N20	Wagner	23	0-6	.000	0-3	.000	0-0	.000	0-3	3	0	1	0	1	1	0
N25	at Holy Cross	27	5-9	.556	2-5	.400	0-1	.000	0-6	6	3	4	0	0	0	12
N28	at Navy	26	1-6	.167	1-6	.167	0-0	.000	0-2	2	2	3	2	0	0	3
D1	Jacksonville St.	28	4-8	.500	0-3	.000	0-0	.000	0-5	5	2	2	4	0	1	8
D2	Cornell	29	5-13	.385	4-10	.400	1-2	.500	0-4	4	2	1	0	0	0	15
D5	Towson															
D8	North Florida															
D22	UMBC															
D28	Hampton															
D31	Richmond															
J3	at GMU															
J6	Northeastern															
J8	at Georgia St.															
J10	VCU															
J13	at Delaware															
J17	GMU															
J20	at Hofstra															
J24	at ODU															
J27	Georgia State															
J29	at VCU															
J31	JMU															
F3	UNCW															
F7	at JMU															
F10	at UNCW															
F14	Drexel															
F17	ESPN BracketBusters															
F21	at Drexel															
F24	ODU															

MANN'S CAREER STATISTICS

Season	G-GS	Min-Avg	FG-A	Pct	3FG-A	Pct	FT-A	Pct	OR-DR	Reb-Avg	PF-FO	A	TO	Blk	St	Pts-Avg
2004-05	29-18	696-24.0	82-226	.363	37-121	.306	25-36	.694	10-58	68-2.3	37-0	76	67	3	25	226-7.8
2005-06	28-7	611-21.8	72-196	.367	51-124	.411	23-30	.767	7-56	63-2.3	46-0	46	31	0	21	218-7.8
2006-07	6-5	153-25.5	17-48	.354	8-32	.250	1-3	.333	0-21	21-3.5	14-1	12	7	1	3	43-7.2
Career	63-30	1460-23.2	171-472	.362	96-277	.347	49-69	.710	17-135	152-2.4	95-1	134	105	4	49	487-7.7

MANN'S CAA STATISTICS

Season	G-GS	Min-Avg	FG-A	Pct	3FG-A	Pct	FT-A	Pct	OR-DR	Reb-Avg	PF-FO	A	TO	Blk	St	Pts-Avg
2004-05	18-11	460-25.6	54-150	.360	21-77	.273	16-22	.727	7-36	43-2.4	25-0	47	33	2	13	145-8.1
2005-06	18-3	365-20.3	45-124	.363	34-81	.420	16-22	.727	4-29	33-1.8	26-0	26	18	0	8	140-7.8
2006-07	0-0	0-0.0	0-0	.000	0-0	.000	0-0	.000	0-0	0-0.0	0-0	0	0	0	0	0-0.0
Career	36-14	825-22.9	99-274	.361	55-158	.348	32-44	.727	11-65	76-2.1	51-0	73	51	2	21	285-7.9

12

MARCUS BARNETT

Jr. - G - 6-2 - 195 (Hampton, Va./Phoebus)

SINGLE-GAME HIGHS

POINTS	
Season	None
Career	None

FIELD GOALS	
Season	None
Career	None

FIELD GOAL ATTEMPTS	
Season	None
Career	None

3-POINT FIELD GOALS	
Season	None
Career	None

3-POINT FIELD GOAL ATTEMPTS	
Season	None
Career	None

FREE THROWS	
Season	None
Career	None

FREE THROW ATTEMPTS	
Season	1 vs. Wagner (11/20/06)
Career	1 vs. Wagner (11/20/06)

REBOUNDS	
Season	1 vs. Wagner (11/20/06)
Career	1 vs. Wagner (11/20/06)

ASSISTS	
Season	None
Career	None

STEALS	
Season	None
Career	None

BLOCKED SHOTS	
Season	1 vs. Wagner (11/20/06)
Career	1 vs. Wagner (11/20/06)

MINUTES	
Season	2 vs. Wagner (11/20/06)
Career	2 vs. Wagner (11/20/06)

- Saw the first action of his W&M career against Wagner (11/20) and finished with a rebound and a blocked shot
- Joined the Tribe as a walk-on prior to the 2006-07 season
- A three-year letterwinner as a point and shooting guard at Phoebus
- A 2004 Basketball Zooms Scholar-Athlete Award winner
- Was the Phoebus team captain in 2003-04
- Lived and grew up in Italy

BARNETT'S 2006-07 GAME-BY-GAME STATISTICS

Date	Opp	Min	FG-A	Pct	3FG-A	Pct	FT-A	Pct	O-D	Tot	PF	A	TO	B	S	Pts
N11	at Kansas St.															
N20	Wagner	2	0-0	.000	0-0	.000	0-1	.000	0-1	1	1	0	0	1	0	0
N25	at Holy Cross															
N28	at Navy															
D1	Jacksonville St.															
D2	Cornell															
D5	Towson															
D8	North Florida															
D22	UMBC															
D28	Hampton															
D31	Richmond															
J3	at GMU															
J6	Northeastern															
J8	at Georgia St.															
J10	VCU															
J13	at Delaware															
J17	GMU															
J20	at Hofstra															
J24	at ODU															
J27	Georgia State															
J29	at VCU															
J31	JMU															
F3	UNCW															
F7	at JMU															
F10	at UNCW															
F14	Drexel															
F17	ESPN BracketBusters															
F21	at Drexel															
F24	ODU															

• Games started

BARNETT'S CAREER STATISTICS

Season	G-GS	Min-Avg	FG-A	Pct	3FG-A	Pct	FT-A	Pct	OR-DR	Reb-Avg	PF-FO	A	TO	Blk	St	Pts-Avg
2006-07	1-0	2-2.0	0-0	.000	0-0	.000	0-1	.000	0-1	1-1.0	1-0	0	0	1	0	0-0.0
Career	1-0	2-2.0	0-0	.000	0-0	.000	0-1	.000	0-1	1-1.0	1-0	0	0	1	0	0-0.0

BARNETT'S CAA STATISTICS

Season	G-GS	Min-Avg	FG-A	Pct	3FG-A	Pct	FT-A	Pct	OR-DR	Reb-Avg	PF-FO	A	TO	Blk	St	Pts-Avg
2006-07	0-0	0-0.0	0-0	.000	0-0	.000	0-0	.000	0-0	0-0.0	0-0	0	0	0	0	0-0.0
Career	0-0	0-0.0	0-0	.000	0-0	.000	0-0	.000	0-0	0-0.0	0-0	0	0	0	0	0-0.0

13

LAIMISKISIELIUS

Jr. - F - 6-8 - 210 (Vilnius, Lithuania/Miller School (Va.))

- Leads the CAA in 3-point field goal percentage at 57.9 percent, while ranking second in the league in field goal percentage at 62 percent
- Posted back-to-back 20-point games vs. Cornell (12/2/06) and Jacksonville State (12/1/06) on his way to earning W&M Tip-Off Classic All-Tournament team honors
- Led W&M with 18 points on 8-of-12 from the floor against Wagner (11/20)
- Established career highs with eight field goals and three steals vs. Wagner
- Hit his first five 3-point attempts on the season and ranks second in the CAA in 3-point field goal percentage
- Hit on 5-of-7 from the floor, including a perfect 3-of-3 from 3-point range against Kansas State for 16 points
- Played for Lithuania in the Global Games over the summer and helped his squad to a silver medal in the tournament
- Led the Tribe in scoring on two occasions and rebounding on four occasions in 2005-06
- Poured in a season-high 19 points in an 88-75 win over Longwood (11/28/05)
- Had eight games of five or more rebounds, including a career-high nine at UMBC(12/17/05)
- CAA All-Rookie selection in 2004-05
- Tallied a career-high 23 points, along with five assists, at UNC Wilmington (2/9/04)

SINGLE-GAME HIGHS

POINTS
 Season 21 vs. Cornell (12/2/06)
 Career 23 at UNC Wilmington (2/9/05)

FIELD GOALS
 Season 8 vs. Wagner (11/20/06)
 Career 8 vs. Wagner (11/20/06)

FIELD GOAL ATTEMPTS
 Season 12 vs. Cornell (12/2/06)
 12 vs. Wagner (11/20/06)
 Career 15 at UNC Wilmington (2/9/05)

3-POINT FIELD GOALS
 Season 3 vs. Cornell (12/2/06)
 3 at Kansas State (11/11/06)
 Career 3, four times, most recently vs. Cornell (12/2/06)

3-POINT FIELD GOAL ATTEMPTS
 Season 6 vs. Cornell (12/2/06)
 Career 8 at UNC Wilmington (2/9/05)

FREE THROWS
 Season 9 vs. Jacksonville State (12/1/06)
 Career 9 vs. Jacksonville State (12/1/06)

FREE THROW ATTEMPTS
 Season 12 vs. Jacksonville State (12/1/06)
 Career 12 vs. Jacksonville State (12/1/06)

REBOUNDS
 Season 6 vs. Jacksonville State (12/1/06)
 Career 9 at UMBC (12/17/05)

ASSISTS
 Season 4 vs. Cornell (12/2/06)
 Career 5 at Northeastern (2/2/05)
 5 at UNC Wilmington (2/9/05)

STEALS
 Season 3 vs. Wagner (11/20/06)
 Career 3 vs. Wagner (11/20/06)

BLOCKED SHOTS
 Season 1 at Holy Cross (11/25/06)
 Career 2 at Delaware (2/5/05)

MINUTES
 Season 35 vs. Cornell (12/2/06)
 35 at Kansas State (11/11/06)
 Career 35, five times, most recently vs. Cornell (12/2/06)

KISIELIUS' 2006-07 GAME-BY-GAME STATISTICS

Date	Opp	Min	FG-A	Pct	3FG-A	Pct	FT-A	Pct	O-D	Tot	PF	A	TO	B	S	Pts
N11	at Kansas St.	35	5-7	.714	3-3	1.000	3-4	.750	1-1	2	3	2	3	0	1	16
N20	Wagner	28	8-12	.667	2-4	.500	0-1	.000	0-2	2	4	1	3	0	3	18
N25	at Holy Cross	30	4-10	.400	2-4	.500	0-0	.000	1-2	3	1	1	5	1	0	10
N28	at Navy	26	2-3	.667	0-0	.000	4-5	.800	0-4	4	1	0	3	0	1	8
D1	Jacksonville St.	31	5-6	.833	1-2	.500	9-12	.750	3-3	6	0	1	6	0	1	20
D2	Cornell	35	7-12	.583	3-6	.500	4-4	1.000	3-3	6	2	4	1	0	1	21
D5	Towson															
D8	North Florida															
D22	UMBC															
D28	Hampton															
D31	Richmond															
J3	at GMU															
J6	Northeastern															
J8	at Georgia St.															
J10	VCU															
J13	at Delaware															
J17	GMU															
J20	at Hofstra															
J24	at ODU															
J27	Georgia State															
J29	at VCU															
J31	JMU															
F3	UNCW															
F7	at JMU															
F10	at UNCW															
F14	Drexel															
F17	ESPN BracketBusters															
F21	at Drexel															
F24	ODU															

* Games started

KISIELIUS' CAREER STATISTICS

Season	G-GS	Min-Avg	FG-A	Pct	3FG-A	Pct	FT-A	Pct	OR-DR	Reb-Avg	PF-FO	A	TO	Blk	St	Pts-Avg
2004-05	28-20	710-25.4	78-203	.384	19-63	.302	69-90	.767	22-65	87-3.1	55-3	53	60	4	14	244-8.7
2005-06	28-25	634-22.6	68-198	.343	12-60	.200	51-68	.750	30-67	97-3.5	53-2	41	64	1	14	199-7.1
2006-07	6-5	185-30.8	31-50	.620	11-19	.579	20-26	.769	8-15	23-3.8	11-0	9	21	1	7	93-15.5
Career	62-50	1503-24.2	177-451	.392	42-142	.296	140-184	.761	60-147	207-3.3	119-5	103	145	6	35	536-8.6

KISIELIUS' CAA STATISTICS

Season	G-GS	Min-Avg	FG-A	Pct	3FG-A	Pct	FT-A	Pct	OR-DR	Reb-Avg	PF-FO	A	TO	Blk	St	Pts-Avg
2004-05	18-14	504-28.0	57-145	.393	13-36	.361	54-69	.783	17-46	63-3.5	35-1	36	39	4	4	181-10.1
2005-06	18-15	390-21.7	40-125	.320	6-36	.167	31-40	.775	18-27	45-2.5	37-2	25	38	1	9	117-6.5
2006-07	0-0	0-0.0	0-0	.000	0-0	.000	0-0	.000	0-0	0-0.0	0-0	0	0	0	0	0-0.0
Career	36-29	894-24.8	97-270	.359	19-72	.264	85-109	.780	35-73	108-3.0	72-3	61	77	5	13	298-8.3

15

PETERSTEIN

So. - F - 6-9 - 225 (Houton, Texas/Westbury Christian)

SINGLE-GAME HIGHS

POINTS

Season 4 at Navy (11/28/06)
4 at Kansas State (11/11/06)
Career 16 vs. James Madison (1/28/06)

FIELD GOALS

Season 2 at Navy (11/28/06)
2 at Kansas State (11/11/06)
Career 6 vs. Campbell (11/26/05)

FIELD GOAL ATTEMPTS

Season 4 at Kansas State (11/11/06)
Career 7, three times, most recently at Drexel (2/23/06)

3-POINT FIELD GOALS

Season None
Career None

3-POINT FIELD GOAL ATTEMPTS

Season None
Career 1, six times, most recently vs. Virginia Commonwealth (2/25/06)

FREE THROWS

Season 1 at Holy Cross (11/25/06)
Career 8 vs. James Madison (1/28/06)

FREE THROW ATTEMPTS

Season 3 vs. Cornell (12/2/06)
Career 11 vs. James Madison (1/28/06)

REBOUNDS

Season 6 vs. Jacksonville State (12/1/06)
6 at Kansas State (11/11/06)
Career 6, three times, most recently vs. Jacksonville State (12/1/06)

ASSISTS

Season 4 vs. Jacksonville State (12/1/06)
Career 4 vs. Jacksonville State (12/1/06)

STEALS

Season None
Career 2 vs. Hofstra (2/20/06)
2 vs. Campbell (11/26/05)

BLOCKED SHOTS

Season 1 vs. Cornell (12/2/06)
Career 2 at Old Dominion (2/9/06)

MINUTES

Season 30 vs. Cornell (12/2/06)
Career 30 vs. Cornell (12/2/06)

- Made his last seven field goals attempts dating back to the second half of the Kansas State game
- Led the Tribe with six rebounds and four assists against Jacksonville State (12/1/06), both totals were career highs
- Equaled a career high with six rebounds against Kansas State, while adding four points in 20 minutes of action
- Started the Tribe's exhibition opening victory over Barton College, scoring seven points and pulling down two rebounds
- Played in 25 contests, while making a trio of starts as a freshman
- Averaged 14.8 minutes per game, while shooting .577 (41-of-71) from the field
- Finished the season with averages of 4.0 points and 2.0 rebounds per game
- Scored in double figures on three occasions
- Had a career high 16 points on a perfect 4-of-4 from the field and 8-of-11 from the free throw line in an 86-68 victory over James Madison (1/28/06)
- Two-time all-state selection at Westbury Christian
- Helped team win three Texas Private School state championships
- McDonald's All-American nominee

STEIN'S 2006-07 GAME-BY-GAME STATISTICS

Date	Opp	Min	FG-A	Pct	3FG-A	Pct	FT-A	Pct	O-D	Tot	PF	A	TO	B	S	Pts
N11	at Kansas St.	20	2-4	.500	0-0	.000	0-0	.000	3-3	6	4	2	2	0	0	4
N20	Wagner	7	1-1	1.000	0-0	.000	0-0	.000	0-0	0	4	1	1	0	0	2
N25	at Holy Cross	18	1-1	1.000	0-0	.000	1-2	.500	0-0	0	2	0	4	0	0	3
N28	at Navy	13	2-2	1.000	0-0	.000	0-0	.000	1-1	2	0	0	1	0	0	4
D1	Jacksonville St.	20	1-1	1.000	0-0	.000	0-2	.000	2-4	6	1	4	3	0	0	2
D2	Cornell	30	1-1	1.000	0-0	.000	0-3	.000	3-1	4	2	2	2	1	0	2
D5	Towson															
D8	North Florida															
D22	UMBC															
D28	Hampton															
D31	Richmond															
J3	at GMU															
J6	Northeastern															
J8	at Georgia St.															
J10	VCU															
J13	at Delaware															
J17	GMU															
J20	at Hofstra															
J24	at ODU															
J27	Georgia State															
J29	at VCU															
J31	JMU															
F3	UNCW															
F7	at JMU															
F10	at UNCW															
F14	Drexel															
F17	ESPN BracketBusters															
F21	at Drexel															
F24	ODU															

* Games started

STEIN'S CAREER STATISTICS

Season	G-GS	Min-Avg	FG-A	Pct	3FG-A	Pct	FT-A	Pct	OR-DR	Reb-Avg	PF-FO	A	TO	Blk	St	Pts-Avg
2005-06	25-3	371-14.8	41-71	.577	0-6	.000	19-32	.594	19-30	49-2.0	44-1	18	33	4	9	101-4.0
2006-07	6-4	108-18.0	8-10	.800	0-0	.000	1-7	.143	9-9	18-3.0	13-0	9	13	1	0	17-2.8
Career	31-7	479-15.5	49-81	.605	0-6	.000	20-39	.513	28-39	67-2.2	57-1	27	46	5	9	118-3.8

STEIN'S CAA STATISTICS

Season	G-GS	Min-Avg	FG-A	Pct	3FG-A	Pct	FT-A	Pct	OR-DR	Reb-Avg	PF-FO	A	TO	Blk	St	Pts-Avg
2005-06	17-1	270-15.9	28-51	.549	0-5	.000	18-30	.600	16-19	35-2.1	31-1	13	24	4	6	74-4.4
2006-07	0-0	0-0.0	0-0	.000	0-0	.000	0-0	.000	0-0	0-0.0	0-0	0	0	0	0	0-0.0
Career	17-1	270-15.9	28-51	.549	0-5	.000	18-30	.600	16-19	35-2.1	31-1	13	24	4	6	74-4.4

20

KYLE CARRABINE

Jr. - F - 6-7 - 205 (Naperville, Ill./Neuqua Valley)

- Started his first career game against Jacksonville State (12/1/06) and finished with two points, two rebounds and an assist
- Notched career highs in minutes (18), points (9) and 3-point field goals made (3) against Navy (11/28/06)
- All three of his treys against Navy came in the first half to keep the Tribe within striking distance
- Played 12 minutes against Wagner (11/20) and finished with four points and a rebound
- Came off the bench in the second half against Kansas State
- Played in eight games for the Tribe and averaged 1.1 points and 0.5 rebounds per contest as a sophomore
- Knocked down his lone 3-point field goal on the season on his way to scoring a career-high five points at Old Dominion (2/9/06)
- Pulled down a career-high three rebounds in the season-opening victory over Maine (11/18/05)
- Played a season-high 10 minutes at Towson (12/3/05)
- First career points came on a 3-pointer at No. 8 Kentucky (12/22/04)
- Played in 15 games with 15 points in 2004-05
- Scored four points in nine minutes at Hofstra (1/31/05)
- Tallied two points and an assist against Old Dominion in the CAA Tournament (3/5/05)

SINGLE-GAME HIGHS

POINTS	
Season	9 at Navy (11/28/06)
Career	9 at Navy (11/28/06)
FIELD GOALS	
Season	3 at Navy (11/28/06)
Career	3 at Navy (11/28/06)
FIELD GOAL ATTEMPTS	
Season	7 at Navy (11/28/06)
Career	7 at Navy (11/28/06)
3-POINT FIELD GOALS	
Season	3 at Navy (11/28/06)
Career	3 at Navy (11/28/06)
3-POINT FIELD GOAL ATTEMPTS	
Season	7 at Navy (11/28/06)
Career	7 at Navy (11/28/06)
FREE THROWS	
Season	2 vs. Wagner (11/20/06)
Career	2 vs. Wagner (11/20/06) 2 at Old Dominion (2/9/06)
FREE THROW ATTEMPTS	
Season	3 vs. Wagner (11/20/06)
Career	3 vs. Wagner (11/20/06) 3 at Old Dominion (2/9/06)
REBOUNDS	
Season	2 vs. Jacksonville State (12/1/06)
Career	3 vs. Maine (11/18/05)
ASSISTS	
Season	1 vs. Jacksonville State (12/1/06)
Career	1, four times, most recently vs. Jacksonville State (12/1/06)
STEALS	
Season	None
Career	1, three times, most recently at Virginia Commonwealth (2/23/05)
BLOCKED SHOTS	
Season	None
Career	None
MINUTES	
Season	18 at Navy (11/28/06)
Career	18 at Navy (11/28/06)

CARRABINE'S 2006-07 GAME-BY-GAME STATISTICS

Date	Opp	Min	FG-A	Pct	3FG-A	Pct	FT-A	Pct	O-D	Tot	PF	A	TO	B	S	Pts
N11	at Kansas St.	3	0-0	.000	0-0	.000	0-0	.000	0-0	0	0	0	0	0	0	0
N20	Wagner	12	1-1	1.000	0-0	.000	2-3	.667	0-1	1	0	0	0	0	0	4
N25	at Holy Cross	2	0-0	.000	0-0	.000	0-0	.000	0-0	0	0	0	0	0	0	0
N28	at Navy	18	3-7	.429	3-7	.429	0-0	.000	0-0	0	0	0	1	0	0	9
D1	Jacksonville St.	14	1-5	.200	0-3	.000	0-0	.000	0-2	2	0	1	0	0	0	2
D2	Cornell	13	2-3	.667	1-2	.500	0-0	.000	1-0	1	1	0	0	0	0	5
D5	Towson															
D8	North Florida															
D22	UMBC															
D28	Hampton															
D31	Richmond															
J3	at GMU															
J6	Northeastern															
J8	at Georgia St.															
J10	VCU															
J13	at Delaware															
J17	GMU															
J20	at Hofstra															
J24	at ODU															
J27	Georgia State															
J29	at VCU															
J31	JMU															
F3	UNCW															
F7	at JMU															
F10	at UNCW															
F14	Drexel															
F17	ESPN BracketBusters															
F21	at Drexel															
F24	ODU															

* Games started

CARRABINE'S CAREER STATISTICS

Season	G-GS	Min-Avg	FG-A	Pct	3FG-A	Pct	FT-A	Pct	OR-DR	Reb-Avg	PF-FO	A	TO	Blk	St	Pts-Avg
2004-05	15-0	75-5.0	6-16	.375	2-10	.200	1-2	.500	2-4	6-0.4	5-0	3	1	0	3	15-1.0
2005-06	8-0	30-3.8	3-11	.273	1-6	.167	2-3	.667	0-4	4-0.5	0-0	0	2	0	0	9-1.1
2006-07	6-1	62-10.3	7-16	.438	4-12	.333	2-3	.667	2-2	4-0.7	1-0	1	1	0	0	20-3.3
Career	29-1	167-5.8	16-43	.372	7-28	.250	5-8	.625	3-11	14-0.5	6-0	4	4	0	3	44-1.5

CARRABINE'S CAA STATISTICS

Season	G-GS	Min-Avg	FG-A	Pct	3FG-A	Pct	FT-A	Pct	OR-DR	Reb-Avg	PF-FO	A	TO	Blk	St	Pts-Avg
2004-05	9-0	52-5.8	4-9	.444	1-5	.200	1-2	.500	2-4	6-0.7	4-0	0	1	0	1	10-1.1
2005-06	7-0	23-3.3	3-8	.375	1-5	.200	2-3	.667	0-1	1-0.1	0-0	0	0	0	0	9-1.3
2006-07	0-0	0-0.0	0-0	.000	0-0	.000	0-0	.000	0-0	0-0.0	0-0	0	0	0	0	0-0.0
Career	16-0	75-4.7	7-17	.412	2-10	.200	3-5	.600	2-5	7-0.4	4-0	0	1	0	1	19-1.2

22

DANNY SUMNER

Fr. - F - 6-7 - 190 (Fairfax, Va./Paul VI)

SINGLE-GAME HIGHS

POINTS

Season 12 vs. Wagner (11/20/06)
 Career 12 vs. Wagner (11/20/06)

FIELD GOALS

Season 5 vs. Wagner (11/20/06)
 Career 5 vs. Wagner (11/20/06)

FIELD GOAL ATTEMPTS

Season 10 vs. Wagner (11/20/06)
 Career 10 vs. Wagner (11/20/06)

3-POINT FIELD GOALS

Season 2 vs. Wagner (11/20/06)
 Career 2 vs. Wagner (11/20/06)

3-POINT FIELD GOAL ATTEMPTS

Season 5 vs. Wagner (11/20/06)
 Career 5 vs. Wagner (11/20/06)

FREE THROWS

Season None
 Career None

FREE THROW ATTEMPTS

Season 6 vs. Jacksonville State (12/1/06)
 Career 6 vs. Jacksonville State (12/1/06)

REBOUNDS

Season 4 at Holy Cross (11/25/06)
 Career 4 at Holy Cross (11/25/06)

ASSISTS

Season 1, three times, most recently
 at Navy (11/28/06)
 Career 1, three times, most recently
 at Navy (11/28/06)

STEALS

Season 1, three times, most recently
 vs. Jacksonville State (12/1/06)
 Career 1, three times, most recently
 vs. Jacksonville State (12/1/06)

BLOCKED SHOTS

Season 1 vs. Jacksonville State (12/1/06)
 Career 1 vs. Jacksonville State (12/1/06)

MINUTES

Season 19 at Navy (11/28/06)
 Career 19 at Navy (11/28/06)

- Made first career start against Cornell (12/2/06)
- Scored his first collegiate points with 12 on 5-of-10 from the field against Wagner (11/20)
- Pulled down three rebounds, all offensive, against the Seahawks
- Played 12 minutes and finished with two points, three rebounds and a block against Barton College
- His two points against the Bulldogs came on a follow-up two-handed dunk
- Named to the *Washington Post* First-Team All-Metro squad as a senior
- Honored with the Ron Johnson Award as the Five Star Most Promising Guard Prospect
- A First-Team *D.C. Examiner* and WCACA All-Conference selection
- Named the Virginia Independent Schools State Player of the Year in 2006
- Averaged 19.3 points, 8.6 rebounds, 2.0 assists and 2.0 blocks per game as a senior at Paul VI Catholic
- Led team to the Virginia Independent Schools Division I State final in 2004 and 2005, while advancing to the semifinals in 2006
- A honorable mention *Washington Post* All-Metro pick as a junior
- First W&M player from Paul VI since David Cully, who graduated from W&M in 1996 as the College's all-time blocked shots leader (248)

SUMNER'S 2006-07 GAME-BY-GAME STATISTICS

Date	Opp	Min	FG-A	Pct	3FG-A	Pct	FT-A	Pct	O-D	Tot	PF	A	TO	B	S	Pts
N11	at Kansas St.	6	0-1	.000	0-1	.000	0-0	.000	0-0	0	1	1	1	0	0	0
N20	Wagner	16	5-10	.500	2-5	.400	0-0	.000	3-0	3	0	1	0	0	1	12
N25	at Holy Cross	14	1-4	.250	0-0	.000	0-1	.000	2-2	4	0	0	2	0	0	2
N28	at Navy	19	2-8	.250	0-3	.000	0-0	.000	1-0	1	0	1	1	0	1	4
D1	Jacksonville St.	10	0-4	.000	0-0	.000	0-6	.000	2-0	2	0	0	0	1	1	0
D2	Cornell	10	1-4	.250	0-2	.000	0-0	.000	0-0	0	0	0	1	0	0	2
D5	Towson															
D8	North Florida															
D22	UMBC															
D28	Hampton															
D31	Richmond															
J3	at GMU															
J6	Northeastern															
J8	at Georgia St.															
J10	VCU															
J13	at Delaware															
J17	GMU															
J20	at Hofstra															
J24	at ODU															
J27	Georgia State															
J29	at VCU															
J31	JMU															
F3	UNCW															
F7	at JMU															
F10	at UNCW															
F14	Drexel															
F17	ESPN BracketBusters															
F21	at Drexel															
F24	ODU															

* Games started

SUMNER'S CAREER STATISTICS

Season	G-GS	Min-Avg	FG-A	Pct	3FG-A	Pct	FT-A	Pct	OR-DR	Reb-Avg	PF-FO	A	TO	Blk	St	Pts-Avg
2006-07	6-0	75-12.5	9-31	.290	2-11	.182	0-7	.000	8-2	10-1.7	1-0	3	5	1	3	20-3.3
Career	6-0	75-12.5	9-31	.290	2-11	.182	0-7	.000	8-2	10-1.7	1-0	3	5	1	3	20-3.3

SUMNER'S CAA STATISTICS

Season	G-GS	Min-Avg	FG-A	Pct	3FG-A	Pct	FT-A	Pct	OR-DR	Reb-Avg	PF-FO	A	TO	Blk	St	Pts-Avg
2006-07	0-0	0-0.0	0-0	.000	0-0	.000	0-0	.000	0-0	0-0.0	0-0	0	0	0	0	0-0.0
Career	0-0	0-0.0	0-0	.000	0-0	.000	0-0	.000	0-0	0-0.0	0-0	0	0	0	0	0-0.0

23

CHRIS DARNELL

So. - F - 6-8 - 210 (Fredericksburg, Va./North Stafford)

- Had a career-high two blocked shots vs. Cornell (12/2/06)
- Started his first game of the season and second of his career at Navy (11/28/06)
- Turned in an all-around solid performance against Wagner (11/20) with seven points, five rebounds and a career-high three assists in 15 minutes off the bench
- Came off the bench in Tribe's exhibition win over Barton College, finishing with three points, three rebounds and two assists in 14 minutes of action
- Earned his first career start against Hofstra (2/20/06)
- Averaged 2.6 points and 2.2 rebounds per game in 11.3 minutes per contest
- In his first career game against Maine (11/18/05), knocked down a pair of 3-point field goals on his way to six points, four rebounds and two assists in 15 minutes
- Tallied a season-high eight points on 3-of-5 from the field to go along with a career-best seven rebounds against Delaware (2/15/06)
- Led the team in rebounding on three occasions, including back-to-back games with seven boards against Delaware (2/15/06) and four vs. Hofstra (2/20/06)
- Selected to the Virginia Group AAA All-State Second-Team by the *Associated Press*
- *Free-Lance Star* and district player of the year as a senior
- Set North Stafford High School's career scoring record with 1,464 points
- Averaged 24 points and 10 rebounds a game as a senior
- Also holds school records in rebounds and blocks

SINGLE-GAME HIGHS

POINTS	
Season	7 vs. Wagner (11/20/06)
Career	8 vs. Delaware (2/15/06)
FIELD GOALS	
Season	3 vs. Wagner (11/20/06)
Career	3, four times, most recently vs. Wagner (11/20/06)
FIELD GOAL ATTEMPTS	
Season	5 vs. Wagner (11/20/06)
Career	6 vs. Georgia State (2/4/06) 6 at UNC Wilmington (1/7/06)
3-POINT FIELD GOALS	
Season	1 vs. Wagner (11/20/06)
Career	1 at Kansas State (11/11/06) 2 vs. Maine (11/18/05)
3-POINT FIELD GOAL ATTEMPTS	
Season	1 vs. Wagner (11/20/06)
Career	1 at Kansas State (11/11/06) 3 at Towson (12/3/05)
FREE THROWS	
Season	1 vs. Cornell
Career	2 vs. Hofstra (2/20/06)
FREE THROW ATTEMPTS	
Season	2 vs. Jacksonville State (12/1/06)
Career	2, four times, most recently vs. Jacksonville State (12/1/06)
REBOUNDS	
Season	5 vs. Wagner (11/20/06)
Career	7 vs. Delaware (2/15/06)
ASSISTS	
Season	3 vs. Cornell
Career	3 vs. Wagner (11/20/06) 3, four times, most recently vs. Cornell (12/2/06)
STEALS	
Season	1 vs. Cornell (12/2/06)
Career	1, four times, most recently vs. Cornell (12/2/06)
BLOCKED SHOTS	
Season	2 vs. Cornell (12/2/06)
Career	2 vs. Cornell (12/2/06)
MINUTES	
Season	17 vs. Cornell (12/2/06)
Career	21 vs. Delaware (2/15/06)

DARNELL'S 2006-07 GAME-BY-GAME STATISTICS

Date	Opp	Min	FG-A	Pct	3FG-A	Pct	FT-A	Pct	O-D	Tot	PF	A	TO	B	S	Pts
N11	at Kansas St.	9	1-2	.500	1-1	1.000	0-0	.000	0-3	3	1	1	1	0	0	3
N20	Wagner	15	3-5	.600	1-1	1.000	0-0	.000	3-2	5	1	3	1	0	0	7
N25	at Holy Cross	3	0-1	.000	0-0	.000	0-0	.000	0-0	0	0	0	0	0	0	0
N28	at Navy	10	0-1	.000	0-0	.000	0-0	.000	0-2	2	1	1	2	1	0	0
D1	Jacksonville St.	16	0-3	.000	0-0	.000	0-2	.000	0-5	5	2	1	3	0	0	0
D2	Cornell	17	1-2	.500	0-0	.000	1-1	1.000	0-1	1	2	3	2	2	1	3
D5	Towson															
D8	North Florida															
D22	UMBC															
D28	Hampton															
D31	Richmond															
J3	at GMU															
J6	Northeastern															
J8	at Georgia St.															
J10	VCU															
J13	at Delaware															
J17	GMU															
J20	at Hofstra															
J24	at ODU															
J27	Georgia State															
J29	at VCU															
J31	JMU															
F3	UNCW															
F7	at JMU															
F10	at UNCW															
F14	Drexel															
F17	ESPN BracketBusters															
F21	at Drexel															
F24	ODU															

* Games started

DARNELL'S CAREER STATISTICS

Season	G-GS	Min-Avg	FG-A	Pct	3FG-A	Pct	FT-A	Pct	OR-DR	Reb-Avg	PF-FO	A	TO	Blk	St	Pts-Avg
2005-06	21-1	237-11.3	23-60	.383	4-18	.222	5-8	.625	14-32	46-2.2	5-0	13	13	3	3	55-2.6
2006-07	6-2	70-11.7	5-14	.357	2-2	1.000	1-3	.333	3-13	16-2.7	7-0	9	9	3	1	13-2.2
Career	27-3	307-11.4	28-74	.378	6-20	.300	6-11	.545	17-45	62-2.3	12-0	22	22	6	4	68-2.5

DARNELL'S CAA STATISTICS

Season	G-GS	Min-Avg	FG-A	Pct	3FG-A	Pct	FT-A	Pct	OR-DR	Reb-Avg	PF-FO	A	TO	Blk	St	Pts-Avg
2005-06	15-1	174-11.6	16-47	.340	2-13	.154	5-8	.625	12-23	35-2.3	3-0	9	10	3	3	39-2.6
2006-07	0-0	0-0.0	0-0	.000	0-0	.000	0-0	.000	0-0	0-0.0	0-0	0	0	0	0	0-0.0
Career	15-1	174-11.6	16-47	.340	2-13	.154	5-8	.625	12-23	35-2.3	3-0	9	10	3	3	39-2.6

SINGLE-GAME HIGHS

POINTS

Season 18 vs. Jacksonville State (12/1/06)
 Career 20 at Virginia Tech (12/27/05)

FIELD GOALS

Season 6 vs. Jacksonville State (12/1/06)
 Career 7 at Virginia Tech (12/27/05)
 7 at Longwood (11/28/05)

FIELD GOAL ATTEMPTS

Season 16 at Navy (11/28/06)
 Career 16 at Navy (11/28/06)

3-POINT FIELD GOALS

Season 1, three times, most recently
 vs. Jacksonville State (12/1/06)
 Career 3 at Drexel (2/23/06)

3-POINT FIELD GOAL ATTEMPTS

Season 4 at Holy Cross (11/25/06)
 Career 4 at Drexel (2/23/06)

FREE THROWS

Season 8 vs. Cornell (12/2/06)
 Career 8 vs. Cornell (12/2/06)

FREE THROW ATTEMPTS

Season 10 vs. Cornell (12/2/06)
 Career 10 vs. Cornell (12/2/06)

REBOUNDS

Season 8 vs. Wagner (11/20/06)
 Career 8 vs. Wagner (11/20/06)

ASSISTS

Season 3 at Holy Cross (11/25/06)
 Career 8 vs. Campbell (11/26/05)

STEALS

Season 3 vs. Cornell (12/2/06)
 Career 4 at James Madison (2/11/06)
 4 at Longwood (11/28/05)

BLOCKED SHOTS

Season 1 at Navy (11/28/06)
 Career 1, three times, most recently
 at Navy (11/28/06)

MINUTES

Season 36 at Holy Cross (11/25/06)
 Career 36 at Holy Cross (11/25/06)

24

ADAMPAYTON

Sr. - G - 6-3 - 195 (Burlington, N.J./The Lawrenceville School)

- Has four straight double-digit scoring performances
- Earned W&M Tip-Off MVP honors with an exceptional performance over the final five minutes against Cornell (12/2/06) to lead the Tribe back from a 13-point deficit
- Led W&M in scoring at Navy (11/28/06) with 12 points and at Holy Cross (11/25) with 15 points
- Hit a 3-pointer from the left corner to draw the Tribe even at 44 midway through the second half against the Crusaders
- Pulled down a career best eight rebounds in the Tribe's home-opener against Wagner (11/20)
- Also had nine points, two assists and two steals vs. the Seahawks
- Team Co-Captain with senior Adam Trumbower
- Topped W&M in steals in 2005-06, ranking eighth in the CAA
- Ranked third on the team in assists, while ranking fifth in points per game
- Had a career-high 20 points against Virginia Tech (12/27/05) on 7-of-9 shooting and a perfect 5-of-5 from the free throw line
- Turned in an impressive floor game against Campbell with 13 points, a career-high eight assists and seven rebounds
- The eight assists vs. Campbell were a W&M season-high in 2005-06
- Transferred to W&M from Vanderbilt prior to the 2004-05 season
- Played in 52 games over his two years at Vanderbilt, averaging 1.8 points, 0.5 rebounds and 0.7 assists per game

PAYTON'S 2006-07 GAME-BY-GAME STATISTICS

Date	Opp	Min	FG-A	Pct	3FG-A	Pct	FT-A	Pct	O-D	Tot	PF	A	TO	B	S	Pts
N11	at Kansas St.	29	2-8	.250	0-2	.000	1-1	1.000	1-2	3	1	2	3	0	0	5
N20	Wagner	21	4-6	.667	1-3	.333	0-0	.000	1-7	8	1	2	1	0	2	9
N25	at Holy Cross	36	5-14	.357	1-4	.250	4-5	.800	2-3	5	3	3	1	0	1	15
N28	at Navy	28	5-16	.313	0-2	.000	2-2	1.000	3-0	3	3	1	2	1	2	12
D1	Jacksonville St.	26	6-10	.600	1-2	.500	5-6	.833	2-3	5	1	0	4	0	2	18
D2	Cornell	34	1-5	.200	0-1	.000	8-10	.800	1-1	2	0	1	3	0	3	10
D5	Towson															
D8	North Florida															
D22	UMBC															
D28	Hampton															
D31	Richmond															
J3	at GMU															
J6	Northeastern															
J8	at Georgia St.															
J10	VCU															
J13	at Delaware															
J17	GMU															
J20	at Hofstra															
J24	at ODU															
J27	Georgia State															
J29	at VCU															
J31	JMU															
F3	UNCW															
F7	at JMU															
F10	at UNCW															
F14	Drexel															
F17	ESPN BracketBusters															
F21	at Drexel															
F24	ODU															

• Games started

PAYTON'S CAREER STATISTICS

Season	G-GS	Min-Avg	FG-A	Pct	3FG-A	Pct	FT-A	Pct	OR-DR	Reb-Avg	PF-FO	A	TO	Blk	St	Pts-Avg
2002-03†	23-0	179-7.8	10-28	.357	6-12	.500	3-12	.250	0-5	5-0.2	14-0	12	13	0	8	29-1.3
2003-04†	29-0	252-8.7	25-46	.543	5-12	.417	9-18	.500	0-21	21-0.7	14-0	22	25	1	8	64-2.2
2005-06	28-26	675-24.1	70-145	.483	14-30	.467	42-63	.667	23-48	71-2.5	41-1	50	53	1	45	196-7.0
2006-07	6-5	174-29.0	23-59	.390	3-14	.214	20-24	.833	10-16	26-4.3	9-0	9	14	1	10	69-11.5
Career	86-31	1280-14.9	128-278	.460	28-68	.412	74-117	.632	33-90	123-1.4	78-1	93	99	3	71	358-4.2

† at Vanderbilt

PAYTON'S CAA STATISTICS

Season	G-GS	Min-Avg	FG-A	Pct	3FG-A	Pct	FT-A	Pct	OR-DR	Reb-Avg	PF-FO	A	TO	Blk	St	Pts-Avg
2005-06	18-17	413-22.9	36-86	.419	8-20	.400	15-24	.625	14-26	40-2.2	28-1	28	33	0	24	95-5.3
2006-07	0-0	0-0.0	0-0	.000	0-0	.000	0-0	.000	0-0	0-0.0	0-0	0	0	0	0	0-0.0
Career	18-17	413-22.9	36-86	.419	8-20	.400	15-24	.625	14-26	40-2.2	28-1	28	33	0	24	95-5.3

25

CHRIS STRATTON

Jr. - F - 6-6 - 205 (Burke, Va./Lake Braddock)

- Saw first action of the 2006-07 season against Wagner (11/20) and scored two points
- Walk on forward from Burke, Va.
- Appeared in nine games, averaging 0.3 points and 0.7 rebounds per game in 2005-06
- Notched a season-high two points in six minutes of action at Towson (12/3/05)
- Pulled down a season-high three rebounds in the season-opening victory over Maine (11/18/05)
- Played in 14 games and earned first career start against Hofstra (1/31/05) as a freshman
- Scored a career-high four points against Longwood (12/1/04)
- Pulled down four rebounds, including three offensive, at UNC Greensboro (12/20/04)

SINGLE-GAME HIGHS

POINTS	
Season	2 vs. Wagner (11/20/06)
Career	4 vs. Longwood (12/1/04)
FIELD GOALS	
Season	1 vs. Wagner (11/20/06)
Career	1, six times, most recently vs. Wagner (11/20/06)
FIELD GOAL ATTEMPTS	
Season	1 vs. Wagner (11/20/06)
Career	3 at UNC Greensboro (12/20/04)
3-POINT FIELD GOALS	
Season	None
Career	None
3-POINT FIELD GOAL ATTEMPTS	
Season	None
Career	1 at George Mason (1/29/05)
FREE THROWS	
Season	None
Career	2 vs. Longwood (12/1/04)
FREE THROW ATTEMPTS	
Season	1 vs. Wagner (11/20/06)
Career	2 vs. Hofstra (2/20/06)
REBOUNDS	
Season	None
Career	4 at UNC Greensboro (12/20/04)
ASSISTS	
Season	None
Career	1, three times, most recently at Old Dominion (2/9/06)
STEALS	
Season	None
Career	1, three times, most recently vs. Hofstra (2/20/06)
BLOCKED SHOTS	
Season	None
Career	1 vs. Hofstra (2/20/06)
MINUTES	
Season	2 vs. Wagner (11/20/06)
Career	18 at Hofstra (1/31/05)

STRATTON'S 2006-07 GAME-BY-GAME STATISTICS

Date	Opp	Min	FG-A	Pct	3FG-A	Pct	FT-A	Pct	O-D	Tot	PF	A	TO	B	S	Pts
N11	at Kansas St.						DNP									
N20	Wagner	2	1-1	1.000	0-0	.000	0-0	.000	1-0	1	0	0	0	0	0	2
N25	at Holy Cross						DNP									
N28	at Navy						DNP									
D1	Jacksonville St.						DNP									
D2	Cornell						DNP									
D5	Towson						DNP									
D8	North Florida															
D22	UMBC															
D28	Hampton															
D31	Richmond															
J3	at GMU															
J6	Northeastern															
J8	at Georgia St.															
J10	VCU															
J13	at Delaware															
J17	GMU															
J20	at Hofstra															
J24	at ODU															
J27	Georgia State															
J29	at VCU															
J31	JMU															
F3	UNCW															
F7	at JMU															
F10	at UNCW															
F14	Drexel															
F17	ESPN BracketBusters															
F21	at Drexel															
F24	ODU															

* Games started

STRATTON'S CAREER STATISTICS

Season	G-GS	Min-Avg	FG-A	Pct	3FG-A	Pct	FT-A	Pct	OR-DR	Reb-Avg	PF-FO	A	TO	Blk	St	Pts-Avg
2004-05	14-1	82-5.9	5-9	.556	0-1	.000	2-2	1.000	7-7	14-1.0	6-0	2	5	0	1	12-0.9
2005-06	9-0	24-2.7	1-3	.333	0-0	.000	1-2	.500	2-4	6-0.7	1-0	1	1	1	2	3-0.3
2006-07	1-0	2-2.0	1-1	1.000	0-0	.000	0-0	.000	1-0	1-1.0	0-0	0	0	0	0	2-2.0
Career	24-1	108-4.5	7-13	.538	0-1	.000	3-4	.750	10-11	21-0.9	7-0	3	6	1	3	17-0.7

STRATTON'S CAA STATISTICS

Season	G-GS	Min-Avg	FG-A	Pct	3FG-A	Pct	FT-A	Pct	OR-DR	Reb-Avg	PF-FO	A	TO	Blk	St	Pts-Avg
2004-05	7-1	51-7.3	2-3	.667	0-1	.000	0-0	.000	2-3	5-0.7	6-0	0	2	0	1	4-0.6
2005-06	8-0	18-2.3	1-2	.500	0-0	.000	1-2	.500	0-3	3-0.4	1-0	1	1	1	2	3-0.4
2006-07	0-0	0-0.0	0-0	.000	0-0	.000	0-0	.000	0-0	0-0.0	0-0	0	0	0	0	0-0.0
Career	15-1	69-4.6	3-5	.600	0-1	.000	1-2	.500	2-6	8-0.5	7-0	1	3	1	3	7-0.5

SINGLE-GAME HIGHS

POINTS
 Season 9 vs. Wagner (11/20/06)
 Career 27 at VCU(2/23/05)

FIELD GOALS
 Season 4 at Holy Cross (11/25/06)
 Career 4 vs. Wagner (11/20/06)
 Career 10 at Hofstra (1/24/04)

FIELD GOAL ATTEMPTS
 Season 10 vs. Wagner (11/20/06)
 Career 18 at Northeastern (2/2/06)

3-POINT FIELD GOALS
 Season None
 Career None

3-POINT FIELD GOAL ATTEMPTS
 Season None
 Career None

FREE THROWS
 Season 1 vs. Jacksonville State (12/1/06)
 Career 1 vs. Wagner (11/20/06)
 Career 13 at VCU (2/23/05)

FREE THROW ATTEMPTS
 Season 2, three times, most recently
 Career vs. Jacksonville State (12/1/06)
 Career 17, Delaware (2/11/04)

REBOUNDS
 Season 6 at Holy Cross (11/25/06)
 Career 13, three times, most recently
 Career at Towson (2/26/05)

ASSISTS
 Season 1, three times, most recently
 Career vs. Jacksonville State (12/1/06)
 Career 4 vs. Towson (2/18/04)
 Career 4 at Virginia (1/5/04)

STEALS
 Season 3 vs. Jacksonville State (12/1/06)
 Career 3, four times, most recently
 Career vs. Jacksonville State (12/1/06)

BLOCKED SHOTS
 Season 1 vs. Jacksonville State (12/1/06)
 Career 3 at UNC Greensboro (12/20/04)

MINUTES
 Season 26 at Holy Cross (11/25/06)
 Career 40 vs. George Mason (2/12/05)

45

COREY COFIELD

Sr. - F - 6-5 - 245 (Newton, Mass./Roxbury Latin)

- Moved into 23rd on the W&M career scoring list against Jacksonville State (12/1/06)
- Moved into 19th on the W&M career rebounds list with four against Cornell (12/2/06)
- Started his first game of the season against the Crusaders
- Topped W&M in rebounding and field-goal percentage for the second straight season in 2005-06 with 4.7 per contest and .554 (112-of-202), respectively
- His .554 field-goal percentage ranked sixth in school history, behind his .563 percentage of 2003-04
- Became the 14th player in W&M history to garner 1,000 points and 500 rebounds during his career
- Career field-goal percentage of .530 (357-of-674) ranks sixth in W&M history
- Notched his 12th career double-double with 19 points and 11 rebounds at Northeastern (2/2/06)
- A Third-Team All-CAA selection in 2003-04 and in 2004-05
- 2004 CAA Rookie of the Year
- Named MVP of the W&M Tip-Off Classic in 2004, and garnered CAA Player of the Week honors following the performance
- His .804 free throw percentage in 2004-05 ranked as the 17th-best in school history, while his 144 free throws during his sophomore season was the 10th-best total

COFIELD'S 2006-07 GAME-BY-GAME STATISTICS

Date	Opp	Min	FG-A	Pct	3FG-A	Pct	FT-A	Pct	O-D	Tot	PF	A	TO	B	S	Pts
N11	at Kansas St.	14	2-4	.500	0-0	.000	0-2	.000	0-0	0	0	1	1	0	0	4
N20	Wagner	13	4-10	.400	0-0	.000	1-2	.500	0-5	5	4	0	4	0	0	9
N25	at Holy Cross	16	4-8	.500	0-0	.000	0-0	.000	2-4	6	1	1	1	0	0	8
N28	at Navy	10	0-1	.000	0-0	.000	0-0	.000	1-2	3	0	0	3	0	0	0
D1	Jacksonville St.	12	2-6	.333	0-0	.000	1-2	.500	1-1	2	2	1	5	1	3	5
D2	Cornell	11	1-6	.167	0-0	.000	0-0	.000	1-3	4	2	0	1	0	1	2
D5	Towson															
D8	North Florida															
D22	UMBC															
D28	Hampton															
D31	Richmond															
J3	at GMU															
J6	Northeastern															
J8	at Georgia St.															
J10	VCU															
J13	at Delaware															
J17	GMU															
J20	at Hofstra															
J24	at ODU															
J27	Georgia State															
J29	at VCU															
J31	JMU															
F3	UNCW															
F7	at JMU															
F10	at UNCW															
F14	Drexel															
F17	ESPN BracketBusters															
F21	at Drexel															
F24	ODU															

* Games started

COFIELD'S CAREER STATISTICS

Season	G-GS	Min-Avg	FG-A	Pct	3FG-A	Pct	FT-A	Pct	OR-DR	Reb-Avg	PF-FO	A	TO	Blk	St	Pts-Avg
2003-04	28-21	782-27.9	126-224	.563	0-0	.000	118-186	.634	72-113	185-6.6	61-0	37	70	9	29	370-13.2
2004-05	29-27	833-28.7	119-248	.480	0-0	.000	144-179	.804	79-121	200-6.9	72-3	26	88	17	21	382-13.2
2005-06	28-15	625-22.3	112-202	.554	0-0	.000	63-92	.685	61-71	132-4.7	56-1	28	57	5	25	287-10.3
2006-07	6-2	86-14.3	13-35	.371	0-0	.000	2-6	.333	4-16	20-3.3	9-0	3	15	1	4	28-4.7
Career	91-65	2326-25.6	370-709	.522	0-0	.000	327-463	.706	215-318	537-5.9	197-4	94	230	32	79	1067-11.8

COFIELD'S CAA STATISTICS

Season	G-GS	Min-Avg	FG-A	Pct	3FG-A	Pct	FT-A	Pct	OR-DR	Reb-Avg	PF-FO	A	TO	Blk	St	Pts-Avg
2003-04	18-16	565-31.4	92-164	.561	0-0	.000	89-133	.669	49-86	135-7.5	40-0	24	54	7	20	273-15.2
2004-05	18-16	532-29.6	81-167	.485	0-0	.000	100-123	.813	55-74	129-7.2	44-1	18	61	9	17	262-14.6
2005-06	18-11	390-21.7	60-116	.517	0-0	.000	38-56	.679	36-39	75-4.2	29-0	19	30	3	20	158-8.8
2006-07	0-0	0-0.0	0-0	.000	0-0	.000	0-0	.000	0-0	0-0.0	0-0	0	0	0	0	0-0.0
Career	54-43	1487-27.5	233-447	.521	0-0	.000	227-312	.728	140-199	339-6.3	113-1	61	145	19	57	693-12.8



THE LAST TIME...

TEAM

Played AP No. 1 team: at #1 Duke, L - 97-61, 12/30/91
 Defeated team ranked 2-10 by AP: vs. #2 North Carolina, 78-75, 12/7/77
 Defeated A.P. top 25 on the road: at #8 West Virginia, 89-76, 3/3/61

W&M INDIVIDUALS

Had a triple-double: not since 1986-87
 Had a double-double: Corey Cofield (19 pts., 11 rebs.) at Northeastern, 2/2/06
 Had 30-plus points and 10-plus rebounds: Jeff Cohen (49 pts., 31 rebs.) vs. Richmond, 2/25/61
 Four players in double figures: Calvin Baker (18), Corey Cofield (15), Laimis Kiselius (14) and Taylor Mokris (11) vs. Georgia State, 2/4/06
 Five players in double figures: Brian Hutt (13), Corey Cofield (12), Calvin Baker (11), Laimis Kiselius (10) and Taylor Mokris (10) at James Madison 2/11/06
 Six players in double figures: Todd Cauthorn (17 pts.), Thomas Roberts (14), Brendan Connor, Matt Verkey (13 each), Sean Duff (12), and David Cully (11); (Shenandoah, H, 12/22/92)
 Scored 30-39 points: Adam Hess (36) at Drexel, 2/7/04
 Scored 40-49 points: Jeff Cohen (49) vs. Richmond, 2/25/61
 Two or more players score 20-29 points in the same game: Nick D'Antoni (25) and Nathan Mann (25) vs. George Mason, 2/12/05
 Perfect at FT line (10 att.): Adam Hess (12-12) vs. VCU, 1/18/03
 Perfect beyond 3-point line (5 att.): Never
 Had 15-19 Rebounds: Adam Hess (15) at VCU, 2/25/02
 Had 10 or more assists: Nick D'Antoni (11) at George Mason, 1/31/04
 Had 6 or more steals: Adam Hess (6) at George Mason, 1/31/04
 Had 5 or more blocked shots: David Cully (10) vs. George Mason, 2/26/96

OPPONENT INDIVIDUALS

Had a triple-double: Michael Anderson (10 pts., 11 rebs., 10 assts.), Drexel, 11/30/85
 Had a double-double: Akeem Wright (10 pts, 13 reb.), Kansas State, 11/11/06
 Four players in double figures: Keith Simmons (18 pts.), Tim Clifford (13) Torey Thomas (10), Pat Dorghety (10), Holy Cross, 11/25/06
 Five players in double figures: Jose Juan Barea (17 pts.), Shawn James, Adrian Martinez (13), Bennett Davis, Aaron Davis (11), Northeastern, 2/2/06
 Six players in double figures: Vic Hamilton (24), Jonathan Kerner (16), Deron Rippey (14), Tim Basham (11), Othello Meadows (11), and Tony Parham (11), East Carolina, 2/14/96
 Scored 30-39 points: Nick George (36 pts.), VCU, 2/23/05
 Scored 40-49 points: Anton Gill (40 pts.), East Carolina, 1/19/94
 Two or more players score 20-29 points in the same game: Jerrell Dinkins (22), John Zito (20), UMBC, 12/17/05

Perfect at FT line (10 att.): Bill Mayew (14-14), UNCW, 1/29/97
 Had 15-19 Rebounds: Rick Edwards and Eric Poole (15 Rebs.), Richmond, 2/8/97
 Had 10 or more assists: Torey Thomas (10), Holy Cross, 11/19/05
 Had 6 or more steals: Keith Simmons (7), Holy Cross, 11/25/06
 Had 5 or more blocked shots: Shawn James (8), Northeastern, 2/2/06

W&M FIELD GOAL SHOOTING

Shot 50 percent or better: .500 vs. Wagner, 11/20/06
 Shot 60 percent or better: .633 vs. Georgia State, 2/4/06
 Shot 70 percent or better: .746 vs. Virginia Wesleyan, 2/1/84
 Made 30-39 field goals: 32 vs. Wagner, 11/20/06
 Made 40-49 field goals: 43 vs. George Mason, 2/27/95
 Made 50 or more field goals: not since 1986-87
 Attempted 60-69 field goals: 64 vs. Wagner, 11/20/06
 Attempted 70-79 field goals: 72 at Northeastern, 2/2/06
 Attempted 80-89 field goals: 84 vs. George Mason, 2/12/05
 Attempted 90 or more field goals: not since 1986-87

OPPONENT FIELD GOAL SHOOTING

Shot 50 percent or better: .556, VCU, 2/25/06
 Shot 60 percent or better: .614, Navy, 11/28/06
 Shot 70 percent or better: .705, Navy, 3/8/85
 Made 30-39 field goals: 32, Hofstra, 2/20/06
 Made 40-49 field goals: 40, George Mason, 2/27/95
 Made 50 or more field goals: not since 1986-87
 Attempted 60-69 field goals: 62, Jacksonville State, 12/1/06
 Attempted 70-79 field goals: 71, Old Dominion, 2/9/06
 Attempted 80-89 field goals: 80, Kansas State, 11/11/06
 Attempted 90 or more field goals: 94, George Mason, 2/27/95

W&M THREE-POINT SHOOTING

Shot 50 percent or better: .500 vs. UNC-Greensboro, 12/21/05
 Shot 60 percent or better: .750 vs. Old Dominion, 2/16/01
 Shot 70-79 percent: .750 vs. Old Dominion, 2/17/01
 Made 10-14 3-point field goals: 13 vs. George Mason, 2/12/05
 Made 15 or more 3-pt. field goals: 16 vs. George Mason, 1/24/96
 Attempted 20-29 3-point field goals: 24 vs. Cornell, 12/2/06
 Attempted 30-39 3-point field goals: 34 at Radford, 11/24/03

OPPONENT THREE-POINT SHOOTING

Shot 50 percent or better: .643 at Navy, 11/28/06
 Shot 60 percent or better: .643 at Navy, 11/28/06
 Shot 70-79 percent: .750 vs. Richmond, 11/30/88
 Shot 80 percent or better: .800 vs. Wake Forest, 2/4/91
 Made 10-14 3-point field goals: 10 vs. James Madison, 1/28/06
 Made 15 or more 3-point field goals: 17 at VCU, 2/19/03
 Attempted 20-29 3-point field goals: 25 at Holy Cross, 11/25/06
 Attempted 30-39 3-point field goals: 31 vs. Wagner, 11/20/06



THE LAST TIME...

W&M FREE THROW SHOOTING

Shot 80 percent or better: .818 (9-11) vs. Cornell, 12/2/06
Shot 90 percent or better: .900 vs. Hofstra, 2/20/06
Shot 100 percent: 1.000 at Drexel, 2/7/04
Made 20-29 free throws: 23 vs. James Madison, 1/28/06
Made 30-39 free throws: 32 vs. Hartford, 11/19/04
Made 40 or more free throws: not since 1964
Attempted 10 or fewer free throws: 10 vs. Hofstra, 2/20/06
Attempted 30-39 free throws: 33 vs. Jacksonville State, 12/1/06
Attempted 40-49 free throws: 41 vs. Hartford, 11/19/04
Attempted 50-59 free throws: not since 1986-87
Attempted 60 or more free throws: not since 1964

OPPONENT FREE THROW SHOOTING

Shot 80 percent or better: .889 vs. VCU, 3/3/06
Shot 90 percent or better: .923 vs. Delaware, 2/15/06
Shot 100 percent: 1.000 at George Mason, 1/26/06
Made 20-29 free throws: 21 vs. VCU, 2/25/06
Made 30-39 free throws: 32 at George Mason, 1/3/02
Made 40 or more free throws: not since 1964
Attempted 10 or fewer free throws: 8 vs. Jacksonville St., 12/1/06
Attempted 30-39 free throws: 33 vs. Georgia State, 2/4/06
Attempted 40-49 free throws: 42 at George Mason, 1/3/02
Attempted 50-59 free throws: not since 1986-87
Attempted 60 or more free throws: not since 1964

W&M SCORING

Scored 80 or more points: 90 vs. Georgia State, 2/4/06
Scored 90 or more points: 90 vs. Georgia State, 2/4/06
Scored 100 or more points: 101 vs. Elon, 12/22/98
Scored 110 or more points: 116 vs. George Mason, 2/27/94

OPPONENT SCORING

Scored 80 or more points: 82 vs. Hofstra, 2/20/06
Scored 90 or more points: 91 at VCU, 2/23/05
Scored 100 or more points: 104 vs. George Mason, 2/12/05
Scored 110 or more points: 127 at Virginia Tech, 1/29/73

W&M REBOUNDING

Had 40 or more rebounds: 47 vs. Jacksonville State, 12/1/06
Had 50 or more rebounds: 51 vs. Maine, 11/18/06
Had 60 or more rebounds: 67 vs. Marymount, 11/29/95

OPPONENT REBOUNDING

Had 40 or more rebounds: 40 at Old Dominion, 2/9/06
Had 50 or more rebounds: 59 at Kansas State, 11/11/06
Had 60 or more rebounds: 60 at VMI, 2/10/65

W&M ASSISTS

Had 20 or more assists: 25 vs. Georgia State, 2/4/06
Had 30 or more assists: 33 vs. George Mason, 2/27/95

OPPONENT ASSISTS

Had 20 or more assists: 20 at Navy, 11/28/06
Had 30 or more assists: not since 1964

W&M BLOCKED SHOTS

Had 10 or more blocked shots: 17 vs. George Mason, 2/26/96

OPPONENT BLOCKED SHOTS

Had 10 or more blocked shots: 13 vs. Drexel, 1/5/06

W&M STEALS

Had 10 or more steals: 10 vs. UNC-Greensboro, 12/21/05
Had 15 or more steals: 19 at Virginia Tech, 12/23/03

OPPONENT STEALS

Had 10 or more steals: 14 vs. Jacksonville State, 12/1/06
Had 15 or more steals: 19 at Towson, 12/3/05

MISCELLANEOUS

TWO W&M PLAYERS HAD A DOUBLE-DOUBLE IN THE SAME GAME:
Adam Hess (23 pts., 10 rebs.) and Zeb Cope (11 pts., 11 rebs.)
vs. Towson, 3/5/04

W&M PLAYER LED THE TEAM IN POINTS, REBOUNDS AND ASSISTS IN THE SAME GAME:
Adam Trumbower (12 points, 6 rebounds, 4 assists) at Navy,
11/28/06

W&M PLAYED 2OT:
vs. George Mason, 2/12/05 (L, 104-99)

W&M PLAYED 3OT:
vs. Virginia Tech, 1/21/81 (W 48-46)

W&M PLAYED 4OT:
Never

W&M SHOT 70 PERCENT FROM THE FLOOR IN A HALF:
.739 (2nd Half) vs. Georgia State, 2/4/06

W&M SHOT less than 30 percent from the floor in a half:
.250 (1st Half) at Georgia State, 1/14/06

W&M OVERCAME A DEFICIT IN THE FINAL FIVE MINUTES TO WIN A GAME:
Overcame 59-46 deficit to win 73-68 in OT vs. Cornell, 12/2/06

W&M OVERCAME A HALFTIME DEFICIT IN TWO CONSECUTIVE GAMES:
Overcame 27-28 deficit to win 59-58 (Davidson, A, 11/27/90)
Overcame 33-34 deficit to win 73-71 (Army, H, 11/29/90)



**GAME 5
W&M 59, JACKSONVILLE STATE 56
DECEMBER 1, 2006**

JSU	tot-fg		3-pt		ft	fta	rebounds			pf	tp	a	to	blk	s	min
	fg	fga	fg	fga			of	de	tot							
21 Bradley f	4	9	0	1	1	2	0	3	3	5	9	1	6	0	4	28
33 Brown f	7	13	0	0	1	4	2	5	7	5	15	1	5	2	0	27
10 Ginn g	3	6	2	4	0	0	0	0	0	3	8	3	5	0	4	36
14 Smith g	2	6	0	3	0	0	0	0	0	2	4	0	0	0	2	11
30 Adams g	7	17	0	6	0	0	2	7	9	3	14	1	0	0	2	30
01 Thomas	0	3	0	3	0	0	0	0	0	0	0	1	0	0	0	4
05 Bray	0	1	0	1	0	0	0	0	0	0	0	4	3	0	0	18
15 Crow	1	3	0	0	1	2	3	1	4	2	3	0	0	1	0	14
22 Mbdoji	0	1	0	0	0	0	0	3	3	1	0	0	0	1	0	8
23 Shellwood	1	3	1	1	0	0	1	0	1	4	3	1	0	0	2	24
TEAM							1	2	3							
Totals	25	62	3	19	3	8	9	21	30	25	56	12	19	4	14	200

TOTAL FG% 1st Half: 9-28 32.1% 2nd Half: 16-34 47.1% Game: 40.3%
 3-Pt. FG% 1st Half: 1-9 11.1% 2nd Half: 2-10 20.0% Game: 15.8%
 F Throw % 1st Half: 1-4 25.0% 2nd Half: 2-4 50.0% Game: 37.5%

W&M	tot-fg		3-pt		ft	fta	rebounds			pf	tp	a	to	blk	s	min
	fg	fga	fg	fga			of	de	tot							
04 Smith f	1	3	0	0	0	0	2	1	3	0	2	0	2	0	0	17
23 Darnell f	0	3	0	0	0	2	0	5	5	2	0	1	3	0	0	16
11 Mann g	4	8	0	3	0	0	0	5	5	2	8	2	4	0	1	28
13 Kisielius g	5	6	1	2	9	12	3	3	6	0	20	1	6	0	1	31
20 Carrabine g	1	5	0	3	0	0	0	2	2	0	2	1	0	0	0	14
00 Hess	0	1	0	0	0	1	0	1	1	1	0	0	0	0	0	6
03 Trumbower	0	2	0	1	2	2	1	4	5	2	2	1	1	0	1	20
15 Stein	1	1	0	0	0	2	2	4	6	1	2	4	3	0	0	20
22 Sumner	0	4	0	0	0	6	2	0	2	0	0	0	0	1	1	10
24 Payton	6	10	1	2	5	6	2	3	5	1	18	0	4	0	2	26
45 Cofield	2	6	0	0	1	2	1	1	2	2	5	1	5	1	3	12
Team							4	1	5							
Totals	20	49	2	11	17	33	17	30	47	11	59	11	28	2	9	200

TOTAL FG% 1st Half: 11-25 44.0% 2nd Half: 9-24 37.5% Game: 40.8%
 3-Pt. FG% 1st Half: 2-7 28.6% 2nd Half: 0-4 0.0% Game: 18.2%
 F Throw % 1st Half: 3-7 42.9% 2nd Half: 14-26 53.8% Game: 51.5%

Officials: Alvin Scott, Scott Smith, Shawn Carpenter
 Technical fouls: Jacksonville State-None. William and Mary-None.
 Attendance: 2684

Score by Periods	1st	2nd	Total
Jacksonville State	20	36	56
William and Mary	27	32	59

**GAME 6
W&M 73, CORNELL 68
DECEMBER 2, 2006**

Cornell	tot-fg		3-pt		ft	fta	rebounds			pf	tp	a	to	blk	s	min
	fg	fga	fg	fga			of	de	tot							
20 Wittman f	6	14	4	9	0	0	0	2	2	2	16	3	3	0	1	44
42 Naeve f	4	8	0	0	3	5	2	6	8	5	11	2	4	4	0	29
03 Dow g	1	4	0	2	0	0	0	1	1	0	2	5	3	0	3	32
05 Battle g	7	10	1	2	6	6	1	3	4	2	21	2	2	0	0	41
12 Dale g	4	10	1	3	0	0	1	2	3	5	9	4	2	0	0	24
01 Ihekweazu	0	0	0	0	0	0	0	1	1	3	0	0	0	0	0	3
11 App	1	3	1	2	0	0	0	0	0	0	3	0	0	0	0	17
22 Mullen	1	1	0	0	0	0	0	0	0	1	2	0	0	0	1	7
33 Tyler	0	0	0	0	0	0	0	1	1	2	0	0	0	0	0	5
34 Kreefer	2	3	0	1	0	0	1	2	3	3	4	1	1	0	0	22
40 Reynolds	0	0	0	0	0	0	0	0	0	1	0	0	1	0	0	1
TEAM							2	4	6							
Totals	26	53	7	19	9	11	7	22	29	24	68	17	16	4	5	225

TOTAL FG% 1st Half: 12-26 46.2% 2nd Half: 11-19 57.9% Game: 49.1%
 3-Pt. FG% 1st Half: 4-10 40.0% 2nd Half: 3-7 42.9% Game: 36.8%
 F Throw % 1st Half: 2-3 66.7% 2nd Half: 7-8 87.5% Game: 81.8%

W&M	tot-fg		3-pt		ft	fta	rebounds			pf	tp	a	to	blk	s	min
	fg	fga	fg	fga			of	de	tot							
15 Stein f	1	1	0	0	0	3	3	1	4	2	2	2	1	0	0	30
22 Sumner f	1	4	0	2	0	0	0	0	0	0	2	0	1	0	0	10
45 Cofield f	1	6	0	0	0	0	1	3	4	2	2	0	1	0	1	11
03 Trumbower g	2	4	1	3	2	2	0	2	2	3	7	5	1	0	0	27
24 Payton g	1	5	0	1	8	10	1	1	2	0	10	1	3	0	3	34
00 Hess	0	0	0	0	0	0	0	0	0	0	0	0	0	0	0	3
04 Smith	3	6	0	0	0	2	1	1	2	1	6	0	2	0	1	16
11 Mann	5	13	4	10	1	2	0	4	4	2	15	1	0	0	0	29
13 Kisielius	7	12	3	6	4	4	3	3	6	2	21	4	1	0	1	35
20 Carrabine	2	3	1	2	0	0	1	0	1	1	5	0	0	0	0	13
23 Darnell	1	2	0	0	1	1	0	1	1	2	3	3	2	2	1	17
Team							4	3	7							
Totals	24	56	9	24	16	24	14	19	33	15	73	16	13	3	7	225

TOTAL FG% 1st Half: 10-23 43.5% 2nd Half: 11-28 39.3% Game: 42.9%
 3-Pt. FG% 1st Half: 4-10 40.0% 2nd Half: 5-13 38.5% Game: 37.5%
 F Throw % 1st Half: 1-2 50.0% 2nd Half: 10-16 62.5% Game: 66.7%

Officials: Alvin Cox, Scott Smith, Shawn Carpenter
 Technical fouls: Cornell-None. William and Mary-None.
 Attendance: 2118

Score by Periods	1st	2nd	OT	Total
Cornell	30	32	6	68
William and Mary	25	37	11	73

2006-07 William and Mary Basketball
William and Mary Season Schedule/Results & Leaders (as of Dec 03, 2006)
All games

RECORD:	OVERALL	HOME	AWAY	NEUTRAL
ALL GAMES.....	(3-3)	(3-0)	(0-3)	(0-0)
CONFERENCE.....	(0-0)	(0-0)	(0-0)	(0-0)
NON-CONFERENCE.....	(3-3)	(3-0)	(0-3)	(0-0)

DATE	TIME	OPPONENT	SCORE	ATTEND	HIGH POINTS	HIGH REBOUNDS
11/11/06	1:00 PM	at Kansas State	60-70 L	11390	(18)Schneider, David	(9)Schneider, David
11/20/06	7:00 PM	WAGNER	W 77-53	3197	(18)Kisielius, Laimis	(8)Payton, Adam
11/25/06	2:00 PM	at Holy Cross	57-66 L	2103	(15)Payton, Adam	(6)Mann, Nathan
11/28/06	7:00 pm	at Navy	63-79 L	1285	(12)Trumbower, Adam (12)Payton, Adam	(6)Cofield, Corey (6)Trumbower, Adam
12/01/06	8:30 PM	JACKSONVILLE STATE	W 59-56	2684	(20)Kisielius, Laimis	(6)Kisielius, Laimis
12/02/06	8:30 PM	CORNELL	WOT 73-68	2118	(21)Kisielius, Laimis	(6)Stein, Peter (6)Kisielius, Laimis

* - Conference game

ATTENDANCE SUMMARY	GAMES	TOTALS	AVG/GAME
HOME.....	3	7999	2666
AWAY.....	3	14778	4926
NEUTRAL.....	0	0	0
TOTAL.....	6	22777	3796

2006-07 William and Mary Basketball
William and Mary Combined Team Statistics (as of Dec 03, 2006)
All games

RECORD:	OVERALL	HOME	AWAY	NEUTRAL
ALL GAMES.....	(3-3)	(3-0)	(0-3)	(0-0)
CONFERENCE.....	(0-0)	(0-0)	(0-0)	(0-0)
NON-CONFERENCE.....	(3-3)	(3-0)	(0-3)	(0-0)

## Player	GP-GS	Min--Avg	---TOTAL---			---3-PTS---			---REBOUNDS---				PF	FO	A	TO	Blk	Stl	Pts	Avg
			FG-FGA	Pct	3FG-FGA	Pct	FT-FTA	Pct	Off	Def	Tot	Avg								
13 Kisielius, Laimis..	6-5	185 30.8	31-50	.620	11-19	.579	20-26	.769	8	15	23	3.8	11	0	9	21	1	7	93	15.5
24 Payton, Adam.....	6-5	174 29.0	23-59	.390	3-14	.214	20-24	.833	10	16	26	4.3	9	0	9	14	1	10	69	11.5
02 Schneider, David...	3-3	92 30.7	8-24	.333	4-15	.267	10-15	.667	1	11	12	4.0	11	0	14	7	0	8	30	10.0
11 Mann, Nathan.....	6-5	153 25.5	17-48	.354	8-32	.250	1-3	.333	1	20	21	3.5	14	1	12	7	1	3	43	7.2
45 Cofield, Corey.....	6-2	86 14.3	13-35	.371	0-0	.000	2-6	.333	5	15	20	3.3	9	0	3	15	1	4	28	4.7
04 Smith, Alex.....	6-1	88 14.7	11-25	.440	0-1	.000	2-8	.250	7	12	19	3.2	13	1	1	7	2	3	24	4.0
03 Trumbower, Adam....	6-1	94 15.7	5-12	.417	1-7	.143	12-13	.923	3	13	16	2.7	11	0	12	5	0	1	23	3.8
20 Kyle Carrabine.....	6-1	62 10.3	7-16	.438	4-12	.333	2-3	.667	1	3	4	0.7	1	0	1	1	0	0	20	3.3
22 Sumner, Danny.....	6-1	75 12.5	9-31	.290	2-11	.182	0-7	.000	8	2	10	1.7	1	0	2	5	1	3	20	3.3
15 Stein, Peter.....	6-4	108 18.0	8-10	.800	0-0	.000	1-7	.143	9	9	18	3.0	13	0	9	13	1	0	17	2.8
23 Darnell, Chris.....	6-2	70 11.7	5-14	.357	2-2	1.000	1-3	.333	3	13	16	2.7	7	0	9	9	3	1	13	2.2
25 Stratton, Chris....	1-0	2 2.0	1-1	1.000	0-0	.000	0-0	.000	1	0	1	1.0	0	0	0	0	0	0	2	2.0
00 Hess, Steven.....	5-0	34 6.8	3-8	.375	0-0	.000	1-5	.200	1	6	7	1.4	7	0	0	2	2	0	7	1.4
12 Barnett, Marcus....	1-0	2 2.0	0-0	.000	0-0	.000	0-1	.000	0	1	1	1.0	1	0	0	0	1	0	0	0.0
Team.....									15	12	27	4.5	0		0					

Total.....	6	1225	141-333	.423	35-113	.310	72-121	.595	73	148	221	36.8	108	2	81	106	14	40	389	64.8
Opponents.....	6	1225	141-351	.402	38-137	.277	72-115	.626	80	147	227	37.8	121	5	89	93	23	53	392	65.3

TEAM STATISTICS	W&M	OPP	DATE	OPPONENT	W/L	SCORE	ATTEND
SCORING.....	389	392	11/11/06	at Kansas State	L	60-70	11390
Points per game.....	64.8	65.3	11/20/06	WAGNER	W	77-53	3197
Scoring margin.....	-0.5	-	11/25/06	at HoLy Cross	L	57-66	2103
FIELD GOALS-ATT.....	141-333	141-351	11/28/06	at Navy	L	63-79	1285
Field goal pct.....	.423	.402	12/01/06	JACKSONVILLE STATE	W	59-56	2684
3 POINT FG-ATT.....	35-113	38-137	12/02/06	CORNELL	W OT	73-68	2118
3-point FG pct.....	.310	.277					
3-pt FG made per game..	5.8	6.3					
FREE THROWS-ATT.....	72-121	72-115					
Free throw pct.....	.595	.626					
REBOUNDS.....	221	227					
Rebounds per game.....	36.8	37.8					
Rebounding margin.....	-1.0	-					
ASSISTS.....	81	89					
Assists per game.....	13.5	14.8					
TURNOVERS.....	106	93					
Turnovers per game....	17.7	15.5					
Turnover margin.....	-2.2	-					
Assist/turnover ratio..	0.8	1.0					
STEALS.....	40	53					
Steals per game.....	6.7	8.8					
BLOCKS.....	14	23					
Blocks per game.....	2.3	3.8					
WINNING STREAK.....	2	-					
Home win streak.....	3	-					
ATTENDANCE.....	7999	14778					
Home games-Avg/Game....	3-2666	3-4926					
Neutral site-Avg/Game..	-	0-0					

SCORE BY PERIODS:	1st	2nd	OT	Total
William and Mary.....	164	214	11	389
Opponents.....	176	210	6	392

2006-07 William and Mary Basketball
 William and Mary Team Game-by-Game Comparison (as of Dec 03, 2006)
 All games

Opponent	1st	2nd	Score	Mar	Total FG	FG Pct	3-Pointers	3FG Pct	Free Throws	FT Pct	Rebounds	Assist	TOver	Block	Steal	Fouls
Kansas State.....	27/34	33/36	60-70	(10)	21-53/24-80	.396/.300	8-21/6-29	.381/.207	10-18/16-27	.556/.593	37/59 (22)	16/16	19/9	1/8	6/8	24/18
WAGNER.....	31/20	46/33	77-53	+24	32-64/17-52	.500/.327	7-19/8-31	.368/.258	6-12/11-23	.500/.478	42/38 +4	16/10	13/19	4/1	8/3	25/17
Holy Cross.....	26/34	31/32	57-66	(9)	22-56/22-60	.393/.367	5-17/5-25	.294/.200	8-14/17-23	.571/.739	32/43 (11)	11/14	15/13	2/5	4/12	20/18
Navy.....	28/38	35/41	63-79	(16)	22-55/27-44	.400/.614	4-21/9-14	.190/.643	15-20/16-23	.750/.696	30/28 +2	11/20	18/17	2/1	6/11	13/19
JACKSONVILLE STATE.....	27/20	32/36	59-56	+3	20-49/25-62	.408/.403	2-11/3-19	.182/.158	17-33/3-8	.515/.375	47/30 +17	11/12	28/19	2/4	9/14	11/25
CORNELL.....	25/30	37/32	73-68	+5	24-56/26-53	.429/.491	9-24/7-19	.375/.368	16-24/9-11	.667/.818	33/29 +4	16/17	13/16	3/4	7/5	15/24

Note: Game totals are displayed in the format TEAM/OPPONENT for each category

2006-07 William and Mary Basketball
William and Mary Team Game-by-Game (as of Dec 03, 2006)
All games

TEAM STATISTICS

Opponent	Date	Score	W/L	---TOTAL---		--3-PTRS--		FT-FTA		Pct		----REBOUNDS----				PF	A	TO	Blk	Stl	Pts---Avg	
				FG-FGA	Pct	3FG-FGA	Pct	Off	Def	Tot	Avg	Pts	Avg									
at Kansas State	11/11/06	60-70	L	21-53	.396	8-21	.381	10-18	.556	10	27	37	37.0	24	16	19	1	6	60	60.0		
WAGNER	11/20/06	77-53	W	32-64	.500	7-19	.368	6-12	.500	10	32	42	39.5	25	16	13	4	8	77	68.5		
at Holy Cross	11/25/06	57-66	L	22-56	.393	5-17	.294	8-14	.571	10	22	32	37.0	20	11	15	2	4	57	64.7		
at Navy	11/28/06	63-79	L	22-55	.400	4-21	.190	15-20	.750	12	18	30	35.2	13	11	18	2	6	63	64.2		
JACKSONVILLE STATE	12/01/06	59-56	W	20-49	.408	2-11	.182	17-33	.515	17	30	47	37.6	11	11	28	2	9	59	63.2		
CORNELL	12/02/06	73-68	Wot	24-56	.429	9-24	.375	16-24	.667	14	19	33	36.8	15	16	13	3	7	73	64.8		
William and Mary		389		141-333	.423	35-113	.310	72-121	.595	73	148	221	36.8	108	81	106	14	40	389	64.8		
Opponents		392		141-351	.402	38-137	.277	72-115	.626	80	147	227	37.8	121	89	93	23	53	392	65.3		

Games played: 6
Points/game: 64.8
FG Pct: 42.3
3FG Pct: 31.0
FT Pct: 59.5

Rebounds/game: 36.8
Assists/game: 13.5
Turnovers/game: 17.7
Assist/turnover ratio: 0.8
Steals/game: 6.7
Blocks/game: 2.3

2006-07 William and Mary Basketball
William and Mary Season Box - Average per 40 Minutes (as of Dec 03, 2006)
All games

## Player	Min	FGM	FGA	Pct	3FGM	3FGA	Pct	FTM	FTA	Pct	OReb	DReb	TReb	PF	A	TO	A/TO	Blk	Stl	Pts
12 Barnett, Marcus.....	40	0.0	0.0	.000	0.0	0.0	.000	0.0	20.0	.000	0.0	20.0	20.0	20.0	0.0	0.0	0.00	20.0	0.0	0.0
20 Kyle Carrabine.....	40	4.5	10.3	.438	2.6	7.7	.333	1.3	1.9	.667	0.6	1.9	2.6	0.6	0.6	0.6	1.00	0.0	0.0	12.9
45 Cofield, Corey.....	40	6.0	16.3	.371	0.0	0.0	.000	0.9	2.8	.333	2.3	7.0	9.3	4.2	1.4	7.0	0.20	0.5	1.9	13.0
23 Darnell, Chris.....	40	2.9	8.0	.357	1.1	1.1	1.000	0.6	1.7	.333	1.7	7.4	9.1	4.0	5.1	5.1	1.00	1.7	0.6	7.4
00 Hess, Steven.....	40	3.5	9.4	.375	0.0	0.0	.000	1.2	5.9	.200	1.2	7.1	8.2	8.2	0.0	2.4	0.00	2.4	0.0	8.2
13 Kisielius, Laimis...	40	6.7	10.8	.620	2.4	4.1	.579	4.3	5.6	.769	1.7	3.2	5.0	2.4	1.9	4.5	0.43	0.2	1.5	20.1
11 Mann, Nathan.....	40	4.4	12.5	.354	2.1	8.4	.250	0.3	0.8	.333	0.3	5.2	5.5	3.7	3.1	1.8	1.71	0.3	0.8	11.2
24 Payton, Adam.....	40	5.3	13.6	.390	0.7	3.2	.214	4.6	5.5	.833	2.3	3.7	6.0	2.1	2.1	3.2	0.64	0.2	2.3	15.9
02 Schneider, David....	40	3.5	10.4	.333	1.7	6.5	.267	4.3	6.5	.667	0.4	4.8	5.2	4.8	6.1	3.0	2.00	0.0	3.5	13.0
04 Smith, Alex.....	40	5.0	11.4	.440	0.0	0.5	.000	0.9	3.6	.250	3.2	5.5	8.6	5.9	0.5	3.2	0.14	0.9	1.4	10.9
15 Stein, Peter.....	40	3.0	3.7	.800	0.0	0.0	.000	0.4	2.6	.143	3.3	3.3	6.7	4.8	3.3	4.8	0.69	0.4	0.0	6.3
25 Stratton, Chris.....	40	20.0	20.0	1.000	0.0	0.0	.000	0.0	0.0	.000	20.0	0.0	20.0	0.0	0.0	0.0	0.00	0.0	0.0	40.0
22 Sumner, Danny.....	40	4.8	16.5	.290	1.1	5.9	.182	0.0	3.7	.000	4.3	1.1	5.3	0.5	1.1	2.7	0.40	0.5	1.6	10.7
03 Trumbower, Adam.....	40	2.1	5.1	.417	0.4	3.0	.143	5.1	5.5	.923	1.3	5.5	6.8	4.7	5.1	2.1	2.40	0.0	0.4	9.8
Total.....	40	23.0	54.4	.423	5.7	18.4	.310	11.8	19.8	.595	11.9	24.2	36.1	17.6	13.2	17.3	0.76	2.3	6.5	63.5
Opponents.....	40	23.0	57.3	.402	6.2	22.4	.277	11.8	18.8	.626	13.1	24.0	37.1	19.8	14.5	15.2	0.96	3.8	8.7	64.0

Note: All statistics are pro-rated based on an average per 40-minute game.

2006-07 William and Mary Basketball
William and Mary Combined Team Statistics (as of Dec 03, 2006)
Games won

RECORD:	OVERALL	HOME	AWAY	NEUTRAL
ALL GAMES.....	(3-0)	(3-0)	(0-0)	(0-0)
CONFERENCE.....	(0-0)	(0-0)	(0-0)	(0-0)
NON-CONFERENCE.....	(3-0)	(3-0)	(0-0)	(0-0)

## Player	GP-GS	Min--Avg	---TOTAL---			---3-PTS---			---REBOUNDS---				PF	FO	A	TO	Blk	Stl	Pts	Avg
			FG-FGA	Pct	3FG-FGA	Pct	FT-FTA	Pct	Off	Def	Tot	Avg								
13 Kisielius, Laimis..	3-2	94 31.3	20-30	.667	6-12	.500	13-17	.765	6	8	14	4.7	6	0	6	10	0	5	59	19.7
24 Payton, Adam.....	3-2	81 27.0	11-21	.524	2-6	.333	13-16	.813	4	11	15	5.0	2	0	3	8	0	7	37	12.3
02 Schneider, David...	1-1	25 25.0	2-3	.667	1-2	.500	3-4	.750	0	2	2	2.0	3	0	6	1	0	1	8	8.0
11 Mann, Nathan.....	3-2	80 26.7	9-27	.333	4-16	.250	1-2	.500	0	12	12	4.0	4	0	4	4	1	2	23	7.7
45 Cofield, Corey.....	3-1	36 12.0	7-22	.318	0-0	.000	2-4	.500	2	9	11	3.7	8	0	1	10	1	4	16	5.3
22 Sumner, Danny.....	3-1	36 12.0	6-18	.333	2-7	.286	0-6	.000	5	0	5	1.7	0	0	1	1	1	2	14	4.7
03 Trumbower, Adam....	3-1	63 21.0	3-8	.375	1-5	.200	4-4	1.000	1	7	8	2.7	7	0	7	3	0	1	11	3.7
20 Carrabine, Kyle....	3-1	39 13.0	4-9	.444	1-5	.200	2-3	.667	1	3	4	1.3	1	0	1	0	0	0	11	3.7
04 Smith, Alex.....	3-1	45 15.0	5-13	.385	0-0	.000	0-3	.000	4	6	10	3.3	4	0	0	4	1	1	10	3.3
23 Darnell, Chris.....	3-1	48 16.0	4-10	.400	1-1	1.000	1-3	.333	3	8	11	3.7	5	0	7	6	2	1	10	3.3
25 Stratton, Chris....	1-0	2 2.0	1-1	1.000	0-0	.000	0-0	.000	1	0	1	1.0	0	0	0	0	0	0	2	2.0
15 Stein, Peter.....	3-2	57 19.0	3-3	1.000	0-0	.000	0-5	.000	5	5	10	3.3	7	0	7	6	1	0	6	2.0
00 Hess, Steven.....	3-0	17 5.7	1-4	.250	0-0	.000	0-1	.000	0	4	4	1.3	3	0	0	1	1	0	2	0.7
12 Barnett, Marcus....	1-0	2 2.0	0-0	.000	0-0	.000	0-1	.000	0	1	1	1.0	1	0	0	0	1	0	0	0.0
Team.....									9	5	14	4.7	0		0					

Total.....	3	625	76-169	.450	18-54	.333	39-69	.565	41	81	122	40.7	51	0	43	54	9	24	209	69.7
Opponents.....	3	625	68-167	.407	18-69	.261	23-42	.548	27	70	97	32.3	66	5	39	54	9	22	177	59.0

TEAM STATISTICS	W&M	OPP	DATE	OPPONENT	W/L	SCORE	ATTEND
SCORING.....	209	177	11/20/06	WAGNER	W	77-53	3197
Points per game.....	69.7	59.0	12/01/06	JACKSONVILLE STATE	W	59-56	2684
Scoring margin.....	+10.7	-	12/02/06	CORNELL	W OT	73-68	2118
FIELD GOALS-ATT.....	76-169	68-167					
Field goal pct.....	.450	.407					
3 POINT FG-ATT.....	18-54	18-69					
3-point FG pct.....	.333	.261					
3-pt FG made per game..	6.0	6.0					
FREE THROWS-ATT.....	39-69	23-42					
Free throw pct.....	.565	.548					
REBOUNDS.....	122	97					
Rebounds per game.....	40.7	32.3					
Rebounding margin.....	+8.3	-					
ASSISTS.....	43	39					
Assists per game.....	14.3	13.0					
TURNOVERS.....	54	54					
Turnovers per game....	18.0	18.0					
Turnover margin.....	+0.0	-					
Assist/turnover ratio..	0.8	0.7					
STEALS.....	24	22					
Steals per game.....	8.0	7.3					
BLOCKS.....	9	9					
Blocks per game.....	3.0	3.0					
WINNING STREAK.....	3	-					
Home win streak.....	3	-					
ATTENDANCE.....	7999	0					
Home games-Avg/Game....	3-2666	0-0					
Neutral site-Avg/Game..	-	0-0					

SCORE BY PERIODS:	1st	2nd	OT	Total
William and Mary.....	83	115	11	-
Opponents.....	70	101	6	-

2006-07 William and Mary Basketball
William and Mary Combined Team Statistics (as of Dec 03, 2006)
Games lost

RECORD:	OVERALL	HOME	AWAY	NEUTRAL
ALL GAMES.....	(0-3)	(0-0)	(0-3)	(0-0)
CONFERENCE.....	(0-0)	(0-0)	(0-0)	(0-0)
NON-CONFERENCE.....	(0-3)	(0-0)	(0-3)	(0-0)

## Player	GP-GS	Min--Avg	---TOTAL---			---3-PTS---			---REBOUNDS---				PF	FO	A	TO	Blk	Stl	Pts	Avg
			FG-FGA	Pct	3FG-FGA	Pct	FT-FTA	Pct	Off	Def	Tot	Avg								
13 Kisielius, Laimis..	3-3	91 30.3	11-20	.550	5-7	.714	7-9	.778	2	7	9	3.0	5	0	3	11	1	2	34	11.3
02 Schneider, David...	2-2	67 33.5	6-21	.286	3-13	.231	7-11	.636	1	9	10	5.0	8	0	8	6	0	7	22	11.0
24 Payton, Adam.....	3-3	93 31.0	12-38	.316	1-8	.125	7-8	.875	6	5	11	3.7	7	0	6	6	1	3	32	10.7
11 Mann, Nathan.....	3-3	73 24.3	8-21	.381	4-16	.250	0-1	.000	1	8	9	3.0	10	1	8	3	0	1	20	6.7
04 Smith, Alex.....	3-0	43 14.3	6-12	.500	0-1	.000	2-5	.400	3	6	9	3.0	9	1	3	1	2	14	4.7	
03 Trumbower, Adam....	3-0	31 10.3	2-4	.500	0-2	.000	8-9	.889	2	6	8	2.7	4	0	5	2	0	0	12	4.0
45 Cofield, Corey.....	3-1	50 16.7	6-13	.462	0-0	.000	0-2	.000	3	6	9	3.0	1	0	2	5	0	0	12	4.0
15 Stein, Peter.....	3-2	51 17.0	5-7	.714	0-0	.000	1-2	.500	4	4	8	2.7	6	0	2	7	0	0	11	3.7
20 Kyle Carrabine.....	3-0	23 7.7	3-7	.429	3-7	.429	0-0	.000	0	0	0	0.0	0	0	0	1	0	0	9	3.0
00 Hess, Steven.....	2-0	17 8.5	2-4	.500	0-0	.000	1-4	.250	1	2	3	1.5	4	0	0	1	1	0	5	2.5
22 Sumner, Danny.....	3-0	39 13.0	3-13	.231	0-4	.000	0-1	.000	3	2	5	1.7	1	0	1	4	0	1	6	2.0
23 Darnell, Chris.....	3-1	22 7.3	1-4	.250	1-1	1.000	0-0	.000	0	5	5	1.7	2	0	2	3	1	0	3	1.0
Team.....									6	7	13	4.3	0		0					

Total.....	3	600	65-164	.396	17-59	.288	33-52	.635	32	67	99	33.0	57	2	38	52	5	16	180	60.0
Opponents.....	3	600	73-184	.397	20-68	.294	49-73	.671	53	77	130	43.3	55	0	50	39	14	31	215	71.7

TEAM STATISTICS	W&M	OPP	DATE	OPPONENT	W/L	SCORE	ATTEND
SCORING.....	180	215	11/11/06	at Kansas State	L	60-70	11390
Points per game.....	60.0	71.7	11/25/06	at Holy Cross	L	57-66	2103
Scoring margin.....	-11.7	-	11/28/06	at Navy	L	63-79	1285
FIELD GOALS-ATT.....	65-164	73-184					
Field goal pct.....	.396	.397					
3 POINT FG-ATT.....	17-59	20-68					
3-point FG pct.....	.288	.294					
3-pt FG made per game..	5.7	6.7					
FREE THROWS-ATT.....	33-52	49-73					
Free throw pct.....	.635	.671					
REBOUNDS.....	99	130					
Rebounds per game.....	33.0	43.3					
Rebounding margin.....	-10.3	-					
ASSISTS.....	38	50					
Assists per game.....	12.7	16.7					
TURNOVERS.....	52	39					
Turnovers per game....	17.3	13.0					
Turnover margin.....	-4.3	-					
Assist/turnover ratio..	0.7	1.3					
STEALS.....	16	31					
Steals per game.....	5.3	10.3					
BLOCKS.....	5	14					
Blocks per game.....	1.7	4.7					
WINNING STREAK.....	0	-					
Home win streak.....	0	-					
ATTENDANCE.....	0	14778					
Home games-Avg/Game....	0-0	3-4926					
Neutral site-Avg/Game..	-	0-0					

SCORE BY PERIODS:	1st	2nd	Total
William and Mary.....	81	99	- 180
Opponents.....	106	109	- 215

2006-07 William and Mary Basketball
William and Mary Combined Team Statistics (as of Dec 03, 2006)
Home games

RECORD:	OVERALL	HOME	AWAY	NEUTRAL
ALL GAMES.....	(3-0)	(3-0)	(0-0)	(0-0)
CONFERENCE.....	(0-0)	(0-0)	(0-0)	(0-0)
NON-CONFERENCE.....	(3-0)	(3-0)	(0-0)	(0-0)

## Player	GP-GS	Min--Avg	---TOTAL---			---3-PTS---			---REBOUNDS---				PF	FO	A	TO	Blk	Stl	Pts	Avg
			FG-FGA	Pct	3FG-FGA	Pct	FT-FTA	Pct	Off	Def	Tot	Avg								
13 Kisielius, Laimis..	3-2	94 31.3	20-30	.667	6-12	.500	13-17	.765	6	8	14	4.7	6	0	6	10	0	5	59	19.7
24 Payton, Adam.....	3-2	81 27.0	11-21	.524	2-6	.333	13-16	.813	4	11	15	5.0	2	0	3	8	0	7	37	12.3
02 Schneider, David...	1-1	25 25.0	2-3	.667	1-2	.500	3-4	.750	0	2	2	2.0	3	0	6	1	0	1	8	8.0
11 Mann, Nathan.....	3-2	80 26.7	9-27	.333	4-16	.250	1-2	.500	0	12	12	4.0	4	0	4	4	1	2	23	7.7
45 Cofield, Corey.....	3-1	36 12.0	7-22	.318	0-0	.000	2-4	.500	2	9	11	3.7	8	0	1	10	1	4	16	5.3
22 Sumner, Danny.....	3-1	36 12.0	6-18	.333	2-7	.286	0-6	.000	5	0	5	1.7	0	0	1	1	1	2	14	4.7
03 Trumbower, Adam....	3-1	63 21.0	3-8	.375	1-5	.200	4-4	1.000	1	7	8	2.7	7	0	7	3	0	1	11	3.7
20 Carrabine, Kyle....	3-1	39 13.0	4-9	.444	1-5	.200	2-3	.667	1	3	4	1.3	1	0	1	0	0	0	11	3.7
04 Smith, Alex.....	3-1	45 15.0	5-13	.385	0-0	.000	0-3	.000	4	6	10	3.3	4	0	0	4	1	1	10	3.3
23 Darnell, Chris.....	3-1	48 16.0	4-10	.400	1-1	1.000	1-3	.333	3	8	11	3.7	5	0	7	6	2	1	10	3.3
25 Stratton, Chris....	1-0	2 2.0	1-1	1.000	0-0	.000	0-0	.000	1	0	1	1.0	0	0	0	0	0	0	2	2.0
15 Stein, Peter.....	3-2	57 19.0	3-3	1.000	0-0	.000	0-5	.000	5	5	10	3.3	7	0	7	6	1	0	6	2.0
00 Hess, Steven.....	3-0	17 5.7	1-4	.250	0-0	.000	0-1	.000	0	4	4	1.3	3	0	0	1	1	0	2	0.7
12 Barnett, Marcus....	1-0	2 2.0	0-0	.000	0-0	.000	0-1	.000	0	1	1	1.0	1	0	0	0	1	0	0	0.0
Team.....									9	5	14	4.7	0		0					

Total.....	3	625	76-169	.450	18-54	.333	39-69	.565	41	81	122	40.7	51	0	43	54	9	24	209	69.7
Opponents.....	3	625	68-167	.407	18-69	.261	23-42	.548	27	70	97	32.3	66	5	39	54	9	22	177	59.0

TEAM STATISTICS	W&M	OPP	DATE	OPPONENT	W/L	SCORE	ATTEND
SCORING.....	209	177	11/20/06	WAGNER	W	77-53	3197
Points per game.....	69.7	59.0	12/01/06	JACKSONVILLE STATE	W	59-56	2684
Scoring margin.....	+10.7	-	12/02/06	CORNELL	W OT	73-68	2118
FIELD GOALS-ATT.....	76-169	68-167					
Field goal pct.....	.450	.407					
3 POINT FG-ATT.....	18-54	18-69					
3-point FG pct.....	.333	.261					
3-pt FG made per game..	6.0	6.0					
FREE THROWS-ATT.....	39-69	23-42					
Free throw pct.....	.565	.548					
REBOUNDS.....	122	97					
Rebounds per game.....	40.7	32.3					
Rebounding margin.....	+8.3	-					
ASSISTS.....	43	39					
Assists per game.....	14.3	13.0					
TURNOVERS.....	54	54					
Turnovers per game....	18.0	18.0					
Turnover margin.....	+0.0	-					
Assist/turnover ratio..	0.8	0.7					
STEALS.....	24	22					
Steals per game.....	8.0	7.3					
BLOCKS.....	9	9					
Blocks per game.....	3.0	3.0					
WINNING STREAK.....	3	-					
Home win streak.....	3	-					
ATTENDANCE.....	7999	0					
Home games-Avg/Game....	3-2666	0-0					
Neutral site-Avg/Game..	-	0-0					

SCORE BY PERIODS:	1st	2nd	OT	Total	
William and Mary.....	83	115	11	-	209
Opponents.....	70	101	6	-	177

2006-07 William and Mary Basketball
William and Mary Combined Team Statistics (as of Dec 03, 2006)
Away games

RECORD:	OVERALL	HOME	AWAY	NEUTRAL
ALL GAMES.....	(0-3)	(0-0)	(0-3)	(0-0)
CONFERENCE.....	(0-0)	(0-0)	(0-0)	(0-0)
NON-CONFERENCE.....	(0-3)	(0-0)	(0-3)	(0-0)

## Player	GP-GS	Min--Avg	---TOTAL---			---3-PTS---			---REBOUNDS---				PF	FO	A	TO	Blk	Stl	Pts	Avg
			FG-FGA	Pct	3FG-FGA	Pct	FT-FTA	Pct	Off	Def	Tot	Avg								
13 Kisielius, Laimis..	3-3	91 30.3	11-20	.550	5-7	.714	7-9	.778	2	7	9	3.0	5	0	3	11	1	2	34	11.3
02 Schneider, David...	2-2	67 33.5	6-21	.286	3-13	.231	7-11	.636	1	9	10	5.0	8	0	8	6	0	7	22	11.0
24 Payton, Adam.....	3-3	93 31.0	12-38	.316	1-8	.125	7-8	.875	6	5	11	3.7	7	0	6	6	1	3	32	10.7
11 Mann, Nathan.....	3-3	73 24.3	8-21	.381	4-16	.250	0-1	.000	1	8	9	3.0	10	1	8	3	0	1	20	6.7
04 Smith, Alex.....	3-0	43 14.3	6-12	.500	0-1	.000	2-5	.400	3	6	9	3.0	9	1	3	1	2	14	4.7	
03 Trumbower, Adam....	3-0	31 10.3	2-4	.500	0-2	.000	8-9	.889	2	6	8	2.7	4	0	5	2	0	0	12	4.0
45 Cofield, Corey.....	3-1	50 16.7	6-13	.462	0-0	.000	0-2	.000	3	6	9	3.0	1	0	2	5	0	0	12	4.0
15 Stein, Peter.....	3-2	51 17.0	5-7	.714	0-0	.000	1-2	.500	4	4	8	2.7	6	0	2	7	0	0	11	3.7
20 Kyle Carrabine.....	3-0	23 7.7	3-7	.429	3-7	.429	0-0	.000	0	0	0	0.0	0	0	0	1	0	0	9	3.0
00 Hess, Steven.....	2-0	17 8.5	2-4	.500	0-0	.000	1-4	.250	1	2	3	1.5	4	0	0	1	1	0	5	2.5
22 Sumner, Danny.....	3-0	39 13.0	3-13	.231	0-4	.000	0-1	.000	3	2	5	1.7	1	0	1	4	0	1	6	2.0
23 Darnell, Chris.....	3-1	22 7.3	1-4	.250	1-1	1.000	0-0	.000	0	5	5	1.7	2	0	2	3	1	0	3	1.0
Team.....									6	7	13	4.3	0		0					

Total.....	3	600	65-164	.396	17-59	.288	33-52	.635	32	67	99	33.0	57	2	38	52	5	16	180	60.0
Opponents.....	3	600	73-184	.397	20-68	.294	49-73	.671	53	77	130	43.3	55	0	50	39	14	31	215	71.7

TEAM STATISTICS	W&M	OPP	DATE	OPPONENT	W/L	SCORE	ATTEND
SCORING.....	180	215	11/11/06	at Kansas State	L	60-70	11390
Points per game.....	60.0	71.7	11/25/06	at Holy Cross	L	57-66	2103
Scoring margin.....	-11.7	-	11/28/06	at Navy	L	63-79	1285
FIELD GOALS-ATT.....	65-164	73-184					
Field goal pct.....	.396	.397					
3 POINT FG-ATT.....	17-59	20-68					
3-point FG pct.....	.288	.294					
3-pt FG made per game..	5.7	6.7					
FREE THROWS-ATT.....	33-52	49-73					
Free throw pct.....	.635	.671					
REBOUNDS.....	99	130					
Rebounds per game.....	33.0	43.3					
Rebounding margin.....	-10.3	-					
ASSISTS.....	38	50					
Assists per game.....	12.7	16.7					
TURNOVERS.....	52	39					
Turnovers per game.....	17.3	13.0					
Turnover margin.....	-4.3	-					
Assist/turnover ratio..	0.7	1.3					
STEALS.....	16	31					
Steals per game.....	5.3	10.3					
BLOCKS.....	5	14					
Blocks per game.....	1.7	4.7					
WINNING STREAK.....	0	-					
Home win streak.....	0	-					
ATTENDANCE.....	0	14778					
Home games-Avg/Game....	0-0	3-4926					
Neutral site-Avg/Game..	-	0-0					

SCORE BY PERIODS:	1st	2nd	Total
William and Mary.....	81	99	- 180
Opponents.....	106	109	- 215

2006-07 William and Mary Basketball
William and Mary Combined Team Statistics (as of Dec 03, 2006)
Last Three Games

RECORD:	OVERALL	HOME	AWAY	NEUTRAL
ALL GAMES.....	(2-1)	(2-0)	(0-1)	(0-0)
CONFERENCE.....	(0-0)	(0-0)	(0-0)	(0-0)
NON-CONFERENCE.....	(2-1)	(2-0)	(0-1)	(0-0)

## Player	GP-GS	Min--Avg	---TOTAL---			---3-PTS---		FT-FTA	Pct	---REBOUNDS---				PF	FO	A	TO	Blk	Stl	Pts	Avg
			FG-FGA	Pct	3FG-FGA	Pct	Off			Def	Tot	Avg									
13 Kisielius, Laimis..	3-2	92 30.7	14-21	.667	4-8	.500	17-21	.810	6	10	16	5.3	3	0	5	10	0	3	49	16.3	
24 Payton, Adam.....	3-2	88 29.3	12-31	.387	1-5	.200	15-18	.833	6	4	10	3.3	4	0	2	9	1	7	40	13.3	
11 Mann, Nathan.....	3-2	83 27.7	10-27	.370	5-19	.263	1-2	.500	0	11	11	3.7	6	0	6	6	0	1	26	8.7	
03 Trumbower, Adam....	3-1	72 24.0	4-10	.400	1-6	.167	12-13	.923	3	10	13	4.3	8	0	10	3	0	1	21	7.0	
04 Smith, Alex.....	3-1	52 17.3	8-15	.533	0-1	.000	1-6	.167	5	4	9	3.0	3	0	1	6	0	3	17	5.7	
20 Carrabine, Kyle....	3-1	45 15.0	6-15	.400	4-12	.333	0-0	.000	1	2	3	1.0	1	0	1	1	0	0	16	5.3	
15 Stein, Peter.....	3-2	63 21.0	4-4	1.000	0-0	.000	0-5	.000	6	6	12	4.0	3	0	6	6	1	0	8	2.7	
45 Cofield, Corey.....	3-1	33 11.0	3-13	.231	0-0	.000	1-2	.500	3	6	9	3.0	4	0	1	9	1	4	7	2.3	
22 Sumner, Danny.....	3-1	39 13.0	3-16	.188	0-5	.000	0-6	.000	3	0	3	1.0	0	0	1	2	1	2	6	2.0	
23 Darnell, Chris.....	3-2	43 14.3	1-6	.167	0-0	.000	1-3	.333	0	8	8	2.7	5	0	5	7	3	1	3	1.0	
00 Hess, Steven.....	3-0	15 5.0	1-2	.500	0-0	.000	0-1	.000	0	1	1	0.3	2	0	0	0	0	0	2	0.7	
Team.....										10	5	15	5.0	0		0					
Total.....	3	625	66-160	.413	15-56	.268	48-77	.623	43	67	110	36.7	39	0	38	59	7	22	195	65.0	
Opponents.....	3	625	78-159	.491	19-52	.365	28-42	.667	20	67	87	29.0	68	4	49	52	9	30	203	67.7	

TEAM STATISTICS	W&M	OPP	DATE	OPPONENT	W/L	SCORE	ATTEND
SCORING.....	195	203	11/28/06	at Navy	L	63-79	1285
Points per game.....	65.0	67.7	12/01/06	JACKSONVILLE STATE	W	59-56	2684
Scoring margin.....	-2.7	-	12/02/06	CORNELL	W OT	73-68	2118
FIELD GOALS-ATT.....	66-160	78-159					
Field goal pct.....	.413	.491					
3 POINT FG-ATT.....	15-56	19-52					
3-point FG pct.....	.268	.365					
3-pt FG made per game..	5.0	6.3					
FREE THROWS-ATT.....	48-77	28-42					
Free throw pct.....	.623	.667					
REBOUNDS.....	110	87					
Rebounds per game.....	36.7	29.0					
Rebounding margin.....	+7.7	-					
ASSISTS.....	38	49					
Assists per game.....	12.7	16.3					
TURNOVERS.....	59	52					
Turnovers per game.....	19.7	17.3					
Turnover margin.....	-2.3	-					
Assist/turnover ratio..	0.6	0.9					
STEALS.....	22	30					
Steals per game.....	7.3	10.0					
BLOCKS.....	7	9					
Blocks per game.....	2.3	3.0					
WINNING STREAK.....	2	-					
Home win streak.....	2	-					
ATTENDANCE.....	4802	1285					
Home games-Avg/Game...	2-2401	1-1285					
Neutral site-Avg/Game..	-	0-0					

SCORE BY PERIODS:	1st	2nd	OT	Total
William and Mary.....	80	104	11	- 195
Opponents.....	88	109	6	- 203

2006-07 William and Mary Basketball
 William and Mary High/Low Analysis (as of Dec 03, 2006)
 All games

William and Mary - TEAM GAME HIGHS

POINTS.....	77	vs Wagner (11/20/06)
	73	vs Cornell (12/02/06)
	63	at Navy (11/28/06)
	60	at Kansas State (11/11/06)
	59	vs Jacksonville State (12/01/06)
FIELD GOALS MADE.....	32	vs Wagner (11/20/06)
	24	vs Cornell (12/02/06)
FIELD GOAL ATTEMPTS.....	64	vs Wagner (11/20/06)
	56	vs Cornell (12/02/06)
	56	at Holy Cross (11/25/06)
FIELD GOAL PERCENTAGE.....	.500 (32-64)	vs Wagner (11/20/06)
	.429 (24-56)	vs Cornell (12/02/06)
3 PT FIELD GOALS MADE.....	9	vs Cornell (12/02/06)
	8	at Kansas State (11/11/06)
3 PT FG ATTEMPTS.....	24	vs Cornell (12/02/06)
	21	at Navy (11/28/06)
	21	at Kansas State (11/11/06)
3 PT FG PERCENTAGE.....	.381 (8-21)	at Kansas State (11/11/06)
	.375 (9-24)	vs Cornell (12/02/06)
FREE THROWS MADE.....	17	vs Jacksonville State (12/01/06)
	16	vs Cornell (12/02/06)
FREE THROW ATTEMPTS.....	33	vs Jacksonville State (12/01/06)
	24	vs Cornell (12/02/06)
FREE THROW PERCENTAGE.....	.750 (15-20)	at Navy (11/28/06)
	.667 (16-24)	vs Cornell (12/02/06)
REBOUNDS.....	47	vs Jacksonville State (12/01/06)
	42	vs Wagner (11/20/06)
ASSISTS.....	16	vs Cornell (12/02/06)
	16	vs Wagner (11/20/06)
	16	at Kansas State (11/11/06)
STEALS.....	9	vs Jacksonville State (12/01/06)
	8	vs Wagner (11/20/06)
BLOCKED SHOTS.....	4	vs Wagner (11/20/06)
	3	vs Cornell (12/02/06)
TURNOVERS.....	28	vs Jacksonville State (12/01/06)
	19	at Kansas State (11/11/06)
FOULS.....	25	vs Wagner (11/20/06)
	24	at Kansas State (11/11/06)

2006-07 William and Mary Basketball
 William and Mary High/Low Analysis (as of Dec 03, 2006)
 All games

Opponent - GAME HIGHS

POINTS.....	79	at Navy (11/28/06)
	70	at Kansas State (11/11/06)
	68	vs Cornell (12/02/06)
	66	at Holy Cross (11/25/06)
	56	vs Jacksonville State (12/01/06)
FIELD GOALS MADE.....	27	at Navy (11/28/06)
	26	vs Cornell (12/02/06)
FIELD GOAL ATTEMPTS.....	80	at Kansas State (11/11/06)
	62	vs Jacksonville State (12/01/06)
FIELD GOAL PERCENTAGE.....	.614 (27-44)	at Navy (11/28/06)
	.491 (26-53)	vs Cornell (12/02/06)
3 PT FIELD GOALS MADE.....	9	at Navy (11/28/06)
	8	vs Wagner (11/20/06)
3 PT FG ATTEMPTS.....	31	vs Wagner (11/20/06)
	29	at Kansas State (11/11/06)
3 PT FG PERCENTAGE.....	.643 (9-14)	at Navy (11/28/06)
	.368 (7-19)	vs Cornell (12/02/06)
FREE THROWS MADE.....	17	at Holy Cross (11/25/06)
	16	at Navy (11/28/06)
	16	at Kansas State (11/11/06)
FREE THROW ATTEMPTS.....	27	at Kansas State (11/11/06)
	23	at Navy (11/28/06)
	23	at Holy Cross (11/25/06)
	23	vs Wagner (11/20/06)
FREE THROW PERCENTAGE.....	.818 (9-11)	vs Cornell (12/02/06)
	.739 (17-23)	at Holy Cross (11/25/06)
REBOUNDS.....	59	at Kansas State (11/11/06)
	43	at Holy Cross (11/25/06)
ASSISTS.....	20	at Navy (11/28/06)
	17	vs Cornell (12/02/06)
STEALS.....	14	vs Jacksonville State (12/01/06)
	12	at Holy Cross (11/25/06)
BLOCKED SHOTS.....	8	at Kansas State (11/11/06)
	5	at Holy Cross (11/25/06)
TURNOVERS.....	19	vs Jacksonville State (12/01/06)
	19	vs Wagner (11/20/06)
FOULS.....	25	vs Jacksonville State (12/01/06)
	24	vs Cornell (12/02/06)

2006-07 William and Mary Basketball
 William and Mary High/Low Analysis (as of Dec 03, 2006)
 All games

William and Mary - GAME LOWS

POINTS.....	57	at Holy Cross (11/25/06)
	59	vs Jacksonville State (12/01/06)
	60	at Kansas State (11/11/06)
	63	at Navy (11/28/06)
	73	vs Cornell (12/02/06)
FIELD GOALS MADE.....	20	vs Jacksonville State (12/01/06)
	21	at Kansas State (11/11/06)
FIELD GOAL ATTEMPTS.....	49	vs Jacksonville State (12/01/06)
	53	at Kansas State (11/11/06)
FIELD GOAL PERCENTAGE.....	.393 (22-56)	at Holy Cross (11/25/06)
	.396 (21-53)	at Kansas State (11/11/06)
3 PT FIELD GOALS MADE.....	2	vs Jacksonville State (12/01/06)
	4	at Navy (11/28/06)
3 PT FG ATTEMPTS.....	11	vs Jacksonville State (12/01/06)
	17	at Holy Cross (11/25/06)
3 PT FG PERCENTAGE.....	.182 (2-11)	vs Jacksonville State (12/01/06)
	.190 (4-21)	at Navy (11/28/06)
FREE THROWS MADE.....	6	vs Wagner (11/20/06)
	8	at Holy Cross (11/25/06)
FREE THROW ATTEMPTS.....	12	vs Wagner (11/20/06)
	14	at Holy Cross (11/25/06)
FREE THROW PERCENTAGE.....	.500 (6-12)	vs Wagner (11/20/06)
	.515 (17-33)	vs Jacksonville State (12/01/06)
REBOUNDS.....	30	at Navy (11/28/06)
	32	at Holy Cross (11/25/06)
ASSISTS.....	11	at Holy Cross (11/25/06)
	11	at Navy (11/28/06)
	11	vs Jacksonville State (12/01/06)
STEALS.....	4	at Holy Cross (11/25/06)
	6	at Kansas State (11/11/06)
	6	at Navy (11/28/06)
BLOCKED SHOTS.....	1	at Kansas State (11/11/06)
	2	at Holy Cross (11/25/06)
	2	at Navy (11/28/06)
	2	vs Jacksonville State (12/01/06)
TURNOVERS.....	13	vs Wagner (11/20/06)
	13	vs Cornell (12/02/06)
FOULS.....	11	vs Jacksonville State (12/01/06)
	13	at Navy (11/28/06)

2006-07 William and Mary Basketball
 William and Mary High/Low Analysis (as of Dec 03, 2006)
 All games

Opponent - GAME LOWS

POINTS.....	53	vs Wagner (11/20/06)
	56	vs Jacksonville State (12/01/06)
	66	at Holy Cross (11/25/06)
	68	vs Cornell (12/02/06)
	70	at Kansas State (11/11/06)
FIELD GOALS MADE.....	17	vs Wagner (11/20/06)
	22	at Holy Cross (11/25/06)
FIELD GOAL ATTEMPTS.....	44	at Navy (11/28/06)
	52	vs Wagner (11/20/06)
FIELD GOAL PERCENTAGE.....	.300 (24-80)	at Kansas State (11/11/06)
	.327 (17-52)	vs Wagner (11/20/06)
3 PT FIELD GOALS MADE.....	3	vs Jacksonville State (12/01/06)
	5	at Holy Cross (11/25/06)
3 PT FG ATTEMPTS.....	14	at Navy (11/28/06)
	19	vs Jacksonville State (12/01/06)
	19	vs Cornell (12/02/06)
3 PT FG PERCENTAGE.....	.158 (3-19)	vs Jacksonville State (12/01/06)
	.200 (5-25)	at Holy Cross (11/25/06)
FREE THROWS MADE.....	3	vs Jacksonville State (12/01/06)
	9	vs Cornell (12/02/06)
FREE THROW ATTEMPTS.....	8	vs Jacksonville State (12/01/06)
	11	vs Cornell (12/02/06)
FREE THROW PERCENTAGE.....	.375 (3-8)	vs Jacksonville State (12/01/06)
	.478 (11-23)	vs Wagner (11/20/06)
REBOUNDS.....	28	at Navy (11/28/06)
	29	vs Cornell (12/02/06)
ASSISTS.....	10	vs Wagner (11/20/06)
	12	vs Jacksonville State (12/01/06)
STEALS.....	3	vs Wagner (11/20/06)
	5	vs Cornell (12/02/06)
BLOCKED SHOTS.....	1	vs Wagner (11/20/06)
	1	at Navy (11/28/06)
TURNOVERS.....	9	at Kansas State (11/11/06)
	13	at Holy Cross (11/25/06)
FOULS.....	17	vs Wagner (11/20/06)
	18	at Kansas State (11/11/06)
	18	at Holy Cross (11/25/06)

2006-07 William and Mary Basketball
 William and Mary High/Low Analysis (as of Dec 03, 2006)
 All games

William and Mary - INDIVIDUAL GAME HIGHS

POINTS.....	21	Kisielius, Laimis vs Cornell (12/02/06)
	20	Kisielius, Laimis vs Jacksonville State (12/01/06)
FIELD GOALS MADE.....	18	Payton, Adam vs Jacksonville State (12/01/06)
	18	Kisielius, Laimis vs Wagner (11/20/06)
	18	Schneider, David at Kansas State (11/11/06)
	8	Kisielius, Laimis vs Wagner (11/20/06)
	7	Kisielius, Laimis vs Cornell (12/02/06)
FIELD GOAL ATT.....	16	Payton, Adam at Navy (11/28/06)
	14	Payton, Adam at Holy Cross (11/25/06)
	14	Schneider, David at Kansas State (11/11/06)
FG PCT (min 5 made).....	.833 (5-6)	Kisielius, Laimis vs Jacksonville State (12/01/06)
	.714 (5-7)	Kisielius, Laimis at Kansas State (11/11/06)
3 PT FG MADE.....	4	Mann, Nathan vs Cornell (12/02/06)
	3	Kisielius, Laimis vs Cornell (12/02/06)
	3	Carrabine, Kyle at Navy (11/28/06)
	3	Schneider, David at Kansas State (11/11/06)
	3	Kisielius, Laimis at Kansas State (11/11/06)
3 PT FG ATTEMPTS.....	10	Mann, Nathan vs Cornell (12/02/06)
	9	Schneider, David at Kansas State (11/11/06)
3-PT FG PCT (min 2 made).....	1.000 (3-3)	Kisielius, Laimis at Kansas State (11/11/06)
	.500 (3-6)	Kisielius, Laimis vs Cornell (12/02/06)
	.500 (2-4)	Kisielius, Laimis at Holy Cross (11/25/06)
	.500 (2-4)	Kisielius, Laimis vs Wagner (11/20/06)
FREE THROWS MADE.....	9	Kisielius, Laimis vs Jacksonville State (12/01/06)
	8	Payton, Adam vs Cornell (12/02/06)
	8	Trumbower, Adam at Navy (11/28/06)
FREE THROW ATT.....	12	Kisielius, Laimis vs Jacksonville State (12/01/06)
	10	Payton, Adam vs Cornell (12/02/06)
FT PCT (min 3 made).....	1.000 (4-4)	Kisielius, Laimis vs Cornell (12/02/06)
	.889 (8-9)	Trumbower, Adam at Navy (11/28/06)
REBOUNDS.....	9	Schneider, David at Kansas State (11/11/06)
	8	Payton, Adam vs Wagner (11/20/06)
ASSISTS.....	7	Schneider, David at Kansas State (11/11/06)
	6	Schneider, David vs Wagner (11/20/06)
STEALS.....	4	Schneider, David at Kansas State (11/11/06)
	3	Payton, Adam vs Cornell (12/02/06)
	3	Cofield, Corey vs Jacksonville State (12/01/06)
	3	Schneider, David at Holy Cross (11/25/06)
	3	Kisielius, Laimis vs Wagner (11/20/06)
BLOCKED SHOTS.....	2	Darnell, Chris vs Cornell (12/02/06)
	1	Stein, Peter vs Cornell (12/02/06)
	1	Cofield, Corey vs Jacksonville State (12/01/06)
	1	Sumner, Danny vs Jacksonville State (12/01/06)
	1	Payton, Adam at Navy (11/28/06)
	1	Darnell, Chris at Navy (11/28/06)
	1	Kisielius, Laimis at Holy Cross (11/25/06)
	1	Smith, Alex at Holy Cross (11/25/06)
	1	Mann, Nathan vs Wagner (11/20/06)
	1	Smith, Alex vs Wagner (11/20/06)
	1	Barnett, Marcus vs Wagner (11/20/06)
TURNOVERS.....	1	Hess, Steven vs Wagner (11/20/06)
	1	Hess, Steven at Kansas State (11/11/06)
	6	Kisielius, Laimis vs Jacksonville State (12/01/06)

FOULS.....

5 Cofield, Corey vs Jacksonville State (12/01/06)
5 Kisielius, Laimis at Holy Cross (11/25/06)
5 Schneider, David at Kansas State (11/11/06)
5 Smith, Alex at Holy Cross (11/25/06)
5 Mann, Nathan at Kansas State (11/11/06)