

2006-07

Tribe

MEN'S BASKETBALL

MEN'S BASKETBALL CONTACT/ASSOCIATE DIRECTOR: KRIS SEARS - PHONE: 757-221-3368 - EMAIL: KASEAR@WM.EDU - FAX: 757-221-3412

UNC WILMINGTON SEAHAWKS (5-16, 2-10 CAA)

AT

WILLIAM AND MARY TRIBE (12-10, 5-7 CAA)

**Feb. 3, 2007 • 7:00 PM • WSKY Channel 4
Kaplan Arena (8,600)
Williamsburg, Va.**

W&M BATTLES UNC WILMINGTON

The William and Mary men's basketball team will look to continue its string of impressive performances in the friendly confines of Kaplan Arena when it hosts UNC Wilmington on Saturday, Feb. 3, at 7 p.m. The game will be the first of two meetings between the two teams in a week's time frame and will be televised. The game will be televised on the Seahawk TV Network in Wilmington, N.C., and will be picked up in the Hampton Roads area by the WSKY Channel 4.

W&M improved to 10-3 at home with a 65-62 win over James Madison on Jan. 31. Junior guard Nathan Mann led the way for the Tribe with a season-high 21 points on 8-of-11 shooting, including a career-high tying 5-of-6 from 3-point range. Senior guard Adam Payton added 16 points, while junior forward Laimis Kisielius chipped in 13. The Seahawks fell at Georgia State, 72-60, on Jan. 31, and have dropped six of their last seven contests.

The game can be heard live over the Tribe Radio Network with Jay Colley, Bill McDonald and Charlie Woollum on the call. The contest also can be followed live over the Internet at TribeAthletics.com.

STORY LINES

- The Tribe will look to snap a five-game losing streak to UNCW. The last time W&M defeated the Seahawks, current senior guard Adam Trumbower sent the game to overtime with a 3-pointer with four seconds remaining.

- Over his last six games, junior guard Nathan Mann is connecting on 51.9 percent (14-of-27) of his 3-point field goal attempts.

PROBABLE STARTING LINEUPS

WILLIAM AND MARY TRIBE

Pos.	No.	Name	Ht.	Wt.	Cl./El.	PPG	APG	RPG	Other
G	2	David Schneider	6-3	175	Fr./Fr.	9.1	3.1	3.5	
G	11	Nathan Mann	6-2	190	Jr./Jr.	8.0	2.1	3.2	
G	24	Adam Payton	6-3	195	5th/Sr.	13.3	1.7	4.0	1.6 SPG
F	13	Laimis Kisielius	6-8	210	Jr./Jr.	12.4	2.5	3.7	.438 3FG%
F	15	Peter Stein	6-9	225	So./So.	5.1	1.1	3.1	.608 FG%

UNC WILMINGTON SEAHAWKS

Pos.	No.	Name	Ht.	Wt.	Cl./El.	PPG	APG	RPG	Other
F	31	Dejan Grkovic	6-8	225	Sr./Sr.	3.9	1.0	4.3	
F	41	Todd Hendley	6-9	235	Sr./Jr.	10.2	1.1	4.2	.358 3FG%
G	1	Montez Downey	6-5	230	Fr./Fr.	7.9	0.7	2.7	.826 FT%
G	12	Josh Sheets	6-4	200	Fr./Fr.	1.5	1.2	0.9	
G	23	Darion Jeralds	6-1	160	Fr./Fr.	0.7	1.2	0.8	

2006-07 W&M MEN'S BASKETBALL SCHEDULE

Overall: 12-10 Home: 10-3 Away: 2-7 Conference: 5-7

NOVEMBER

1	BARTON COLLEGE (exh.)	W, 85-73
11	at Kansas State	L, 60-70
20	WAGNER	W, 77-53
25	at Holy Cross	L, 57-66
28	at Navy	L, 63-79

DECEMBER

2006 W&M TIP-OFF CLASSIC (WILLIAMSBURG, VA.)

1	Cornell vs. VMI	Cornell, 99-94
1	JACKSONVILLE STATE	W, 59-56
2	Jacksonville State vs. VMI	Jacksonville State, 87-85
2	CORNELL	W, 73-68 (OT)

5	TOWSON * (TV - CSN-MA; CSN-P)	L, 60-73
8	NORTH FLORIDA	W, 61-44
22	UMBC	W, 70-58
28	HAMPTON	W, 72-67
31	RICHMOND	W, 61-53

JANUARY

3	at George Mason *	W, 67-63
6	NORTHEASTERN (TV - CN8) *	W, 60-57
8	at Georgia State *	W, 57-43
10	VIRGINIA COMMONWEALTH *	L, 77-88
13	at Delaware *	L, 62-77
16	GEORGE MASON (TV - ESPN Regional) * L, 63-76	
20	at Hofstra *	L, 69-77
24	at Old Dominion *	L, 44-59
27	GEORGIA STATE *	W, 81-65
29	at Virginia Commonwealth *	L, 68-90
31	JAMES MADISON *	W, 65-62

FEBRUARY

3	UNC WILMINGTON * (TV - WSKY)	7 PM
7	at James Madison *	7 PM
10	at UNC Wilmington *	7 PM
14	DREXEL *	7 PM
17	Fairfield ^	TBA
21	at Drexel *	7:30 PM
24	OLD DOMINION *	2 PM

MARCH

2	CAA Tournament First Round (Richmond, Va.)
3	CAA Tournament Quarterfinals (Richmond, Va.)
4	CAA Tournament Semifinals (Richmond, Va.)
5	CAA Tournament Final (Richmond, Va.)

* Colonial Athletic Association game

^ - O'Reilly ESPNU BracketBusters

CSN-MA - Comcast SportsNet Mid-Atlantic

CSN-P - Comcast SportsNet Philadelphia



MEDIA INFORMATION

WILLIAM AND MARY SPORTS INFORMATION
 Kris Sears, Assoc. Director (MBK Contact)
 Office: (757) 221-3368
 Cell: (765) 860-1205
 E-mail: kasear@wm.edu
 Fax: (757) 221-3412
 Website: www.TribeAthletics.com

CAA TELEPHONIC PRESS CONFERENCES

Members of the media are invited to participate in the CAA's weekly telephonic press conference series. The first call will occur on Jan. 2, continuing each Tuesday morning through Feb. 27. CAA coaches will be available to answer questions beginning at 10 AM. The weekly lineup is listed below. The phone number to take part in the call is **888-889-5244**. Members of the media should contact **Rob Washburn (804-754-1616)** at the CAA office for the password to access the call.

10:00 Tom Pecora (Hofstra)
 10:10 Bill Coen (Northeastern)
 10:20 Anthony Grant (VCU)
 10:30 Blaine Taylor (Old Dominion)
 10:40 **Tony Shaver (William and Mary)**
 10:50 Brad Brownell (UNC Wilmington)
 11:00 Dean Keener (James Madison)
 11:10 Jim Larranaga (George Mason)
 11:20 Pat Kennedy (Towson)
 11:30 Monte Ross (Delaware)
 11:40 Bruiser Flint (Drexel)
 11:50 Michael Perry (Georgia State)

WILLIAM AND MARY RADIO NETWORK

Teaming up once again to call all the action of Tribe basketball over the airwaves will be **Jay Colley, Charlie Woollum and Bill McDonald**.

The flagship stations for the radio network are WYTD, 92.3 FM, and WBACH, 107.9 FM. W&M games can be heard on all of the following stations:

WYTD (92.3 FM) Williamsburg
 WBACH (107.9 FM) Williamsburg
 WCLM (1450 AM) Richmond
 WBRG (1050 AM) Lynchburg

Tribe basketball games can also be heard live via the Internet. Go to the W&M website: **www.TribeAthletics.com** and click on the "Live Audio" link for more information.

ON THE INTERNET

For complete coverage of all 23 of William and Mary's teams on the Internet, go to **www.TribeAthletics.com**. The official site of Tribe athletics features the most recent press releases, statistics and schedule information, as well as the latest basketball game notes and season updates.

VIA CELL PHONE

Fans can have final scores for all W&M sports sent as a text message to a cell phone. "eSCORES" is a free service available from Stretch Internet, the Tribe's Internet broadcast partner. To sign up for this service, go to the W&M web site: **www.TribeAthletics.com** and click on the "eSCORES" link at the top of the page.

TRIBE PLAYERS CAREER VS. UNC WILMINGTON

Adam Payton																
Date	Starts	Min	FG-A	Pct	3FG-A	Pct	FT-A	Pct	O-D	Tot	PF	A	TO	B	S	Pts
11/30/05	*	25	4-4	1.000	1-1	1.000	1-2	.500	2-1	3	4	2	1	0	1	10
1/7/06	*	30	2-9	.222	0-1	.000	0-1	.000	1-3	4	3	3	6	0	3	4
Totals	2/2	55/27.5	6-13	.462	1-2	.500	1-3	.333	3-4	7-3.5	7	5	7	0	4	14-7.0
Adam Trumbower																
Date	Starts	Min	FG-A	Pct	3FG-A	Pct	FT-A	Pct	O-D	Tot	PF	A	TO	B	S	Pts
12/4/03		20	1-6	.167	1-5	.200	0-0	.000	0-2	2	3	1	1	0	0	3
1/7/04		16	0-2	.000	0-1	.000	0-1	.000	0-0	0	0	1	1	0	0	0
1/7/06		1	0-0	.000	0-0	.000	0-0	.000	0-0	0	0	0	0	0	0	0
Totals	3/0	37-12.3	1-8	.125	1-6	.167	0-1	.000	0-2	2-0.7	3	2	2	0	0	3-1.0
Laimis Kisielius																
Date	Starts	Min	FG-A	Pct	3FG-A	Pct	FT-A	Pct	O-D	Tot	PF	A	TO	B	S	Pts
1/19/05	*	15	1-3	.333	1-1	1.000	1-2	.500	0-3	3	2	1	1	0	0	4
2/9/05	*	35	7-15	.467	3-8	.375	6-6	1.000	1-2	3	1	5	2	0	2	23
11/30/05	*	18	5-10	.500	1-2	.500	2-2	1.000	0-0	0	3	0	4	0	0	13
1/7/06	*	28	3-8	.375	1-2	.500	2-4	.500	2-5	7	1	0	1	0	1	9
Totals	4/4	96-24.0	16-36	.444	6-13	.462	11-14	.786	3-10	13-3.3	7	6	8	0	3	49-12.3
Nathan Mann																
Date	Starts	Min	FG-A	Pct	3FG-A	Pct	FT-A	Pct	O-D	Tot	PF	A	TO	B	S	Pts
1/19/05		23	3-8	.375	2-6	.333	2-2	1.000	0-1	1	1	2	0	0	0	10
2/9/05	*	31	0-7	.000	0-3	.000	0-0	.000	0-1	1	2	2	4	0	0	0
11/30/05		25	2-7	.286	1-4	.250	0-0	.000	0-0	0	1	2	0	0	0	5
1/7/06	*	9	0-0	.000	0-0	.000	0-0	.000	0-0	0	0	0	1	0	0	0
Totals	4/2	83-20.8	5-22	.227	3-13	.231	2-2	1.000	0-2	2-0.5	4	6	5	0	0	15-3.8
Chris Darnell																
Date	Starts	Min	FG-A	Pct	3FG-A	Pct	FT-A	Pct	O-D	Tot	PF	A	TO	B	S	Pts
11/30/05		8	0-3	.000	0-2	.000	0-0	.000	0-2	2	0	1	1	0	0	0
1/7/06		17	3-6	.500	0-2	.000	1-1	1.000	0-3	3	1	0	0	0	0	7
Totals	2/0	25-12/5	3-9	.333	0-4	.000	1-1	1.000	0-5	5-2.5	1	1	1	0	0	7-3.5
Alex Smith																
Date	Starts	Min	FG-A	Pct	3FG-A	Pct	FT-A	Pct	O-D	Tot	PF	A	TO	B	S	Pts
11/30/05	*	17	2-2	1.000	0-0	.000	2-4	.500	1-3	4	2	1	0	0	0	6
1/7/06		8	0-2	.000	0-0	.000	2-2	1.000	1-2	3	0	0	0	0	0	2
Totals	2/1	25-12.5	2-4	.500	0-0	.000	4-6	.667	2-5	7-3.5	2	1	0	0	0	8-4.0
Peter Stein																
Date	Starts	Min	FG-A	Pct	3FG-A	Pct	FT-A	Pct	O-D	Tot	PF	A	TO	B	S	Pts
11/30/05		12	1-1	1.000	0-0	.000	0-0	.000	0-2	2	0	0	1	0	0	2
1/7/06		15	0-0	.000	0-0	.000	3-4	.750	2-0	2	0	1	2	0	1	3
Totals	2/0	27-13.5	1-1	1.000	0-0	.000	3-4	.750	2-2	4-2.0	0	1	3	0	1	5-2.5

SCOUTING UNC WILMINGTON

The Tribe will play UNC Wilmington for the first time this season on Feb. 3. The two teams will battle for the second time during the CAA ledger on Feb. 10 in Wilmington, N.C. The Seahawks enter the contest with the Tribe at 5-16 overall and 2-10 in CAA play. In its last outing UNCW fell at Georgia State, 72-60, on Jan. 31. Prior to that contest, the Seahawks upended George Mason at home, 65-58.

Against Georgia State, UNCW shot only 32.8 percent from the floor and 25.9 percent from 3-point range. Vladimir Kuljanin led the Seahawks in scoring with 17 points off the bench, while Daniel Fountain also added 15 points off the pine for UNCW.

Kuljanin is Wilmington's leading scorer and rebounder at 13.6 points and 7.3 boards per game. His 68.5 percent shooting from the field not only tops the CAA, but ranks No. 1 nationally as well. Fountain and Todd Hendley both average in double figures for the Seahawks as well at 11.1 and 10.2 points per game, respectively. Temi Soyobo ranks second in the CAA in assists per game at 5.6 per game. That total also ranks 24th nationally. Fountain is the Seahawks top 3-point threat at 34.8 percent, knocking down two per contest. UNCW ranks last in the CAA in points allowed per game at nearly 72 per game.

UNCW leads the all-time series with the Tribe at 33-14. The College will look to snap a five-game losing streak to the Seahawks. The last time W&M defeated UNCW was Dec. 4, 2003 when the Tribe tallied a 67-66 win in overtime in Williamsburg. Then freshman and current senior Adam Trumbower hit a 3-pointer with four seconds remaining to send the game to extra time.

RECAPPING JAMES MADISON

Junior guard Nathan Mann scored a season-high 21 points to lead all scorers, and the Tribe held off a late-rally by James Madison to edge the state-rival, 65-62, on Jan. 31.

Mann connected on 8-of-11 attempts from the field, including a career-high tying five 3-pointers, to lead three Tribe players in double-figures. W&M won its fifth consecutive decision in the series and improved to 5-7 in the Colonial Athletic Association, 12-10 overall. JMU dropped its fourth-straight, falling to 3-9 in league play, 6-16 overall.

Adam Payton chipped in with 16 points, including a 6-for-7 effort at the foul line, and Laimis Kisielius finished with 13 points.

W&M never trailed in the contest and led by as many as 12 in the second half, but the Tribe had to withstand a late surge by JMU in the final three minutes to earn the victory. After Mann, who went 5-for-6 from 3-point range, drained his fifth 3-pointer with 2:34 remaining, the Tribe held a seemingly comfortable, 61-52, lead.

But, JMU wouldn't go quietly, as Carter hit two free throws at the 1:57 mark, before Bray buried a triple from the left side to cut the Tribe lead to 61-57 with 1:13 remaining. Kisielius converted 1-of-2 at the line, and Payton knocked down two more from the stripe to push the advantage back to seven, 64-57, with 26 seconds on the clock. Pierre Curtis' jumper less than five seconds later trimmed the deficit to five for JMU. Payton once again went to the line in the final 15 seconds, hitting 1-of-2, before Curtis canned a three with three seconds on the clock to pull the Dukes within 65-62. Payton escaped the backcourt pressure on the ensuing inbounds play to run out the clock.

Leading 36-32 early in the second, the Tribe used an 8-0 run in the span of only a minute to quickly build a commanding 12-point lead. Payton's 3-point play started the spurt, before Mann threaded a perfect pass in transition that led to a Payton dunk with 15:12 remaining. Mann capped the run with his second three-pointer with 14:32 on the clock, giving W&M a 44-32 lead. Arguably two of the biggest plays of the game came during the stretch as well. Sophomore forward Alex Smith pulled down an offensive rebound and found Payton for the conventional 3-point play, while freshman David Schneider dove on the floor near mid-court for a steal that led to Payton's fast-break dunk.

Swanston ended the Tribe run with his third triple of the contest moments later, and Carter pulled the Dukes within seven again, 44-37, with a hoop inside at the 12:57 mark. Behind Bray and Carter, JMU stayed within striking distance down the stretch, but W&M was able to keep the Dukes at arms-length behind Mann. The junior's lay-in at the 12:31 mark kept the advantage at 46-37 and his third triple at the 10:30 point of the second made it 51-41. Another hoop by Mann preserved the 10-point lead, 55-45, with 6:30 remaining, and Mann's fourth three at the 5:41 mark answered a Bray 3-pointer to give the Tribe a 58-48 advantage.

Schneider dished out six assists in the win, one shy of a season and career-high for the rookie, and Peter Stein scored seven first-half points and pulled down five rebounds. Kisielius was also strong in the first half, scoring 10 of 13 points on 3-of-5 FG shooting. Smith led the Tribe in rebounding for the sixth time off the bench with six boards.

W&M led throughout the entire opening period and by as many as 15 in the frame, but the Tribe took only a six-point lead into the break after a 9-0 JMU run to close the half. Prior to the Dukes' spurt, the Tribe had scored 10 consecutive points to take a 32-17 lead with 3:22 on the clock.

The Tribe opened the game with a 7-0 run, hitting its first three attempts from the field, including a 3-pointer by Kisielius. The junior drained another trey at the 16:43 mark to give the Tribe a 10-2 advantage, before Swanston connected on his first try from distance and Curtis added two free throws to trim the deficit to 10-7.

Adam Trumbower's runner off the glass, and a bucket by Kisielius gave W&M a 19-12 lead with 8:43 to play in the first, but another Swanston triple cut the margin to four on the next series. Stein buried a three, his fourth in the last three games, from straight-away on the Tribe's next possession, but Gabriel Chami answered with a turnaround jumper to pull JMU within 22-17 at the 7:18 mark.

From there, W&M used a 10-0 run to take a 15-point lead, starting with a pair of free throws from Kisielius. Stein's reverse lay-in extended the lead to 26-17, before Payton added a pair from the stripe to push the cushion to 11. Mann's lay-up in transition continued the run, before Schneider scored on beautiful back-door feed under the basket gave the Tribe a 32-17 edge.

The Dukes, however, would score the final nine points of the stanza, starting with a Swanston stick-back. Carter knocked down a pair at the line, and James tallied five-straight on a three-point play and a putback as time expired to cut the deficit to 32-26.

TALE OF THE TAPE

SERIES HISTORY..... UNCW leads, 33-14
LAST MEETING ... UNCW won, 63-56 (1/7/06)

OVERALL STATS	W&M	UNCW
Points Per Game	64.8	64.5
Opp. Points Per Game	65.6	71.7
Scoring Differential	-0.8	-7.2
Field Goal Percentage	.438	.416
Opp. Field Goal Percentage	.439	.444
3-Point Percentage	.330	.305
Opp. 3-Point Percentage	.310	.312
Free Throw Percentage	.704	.698
Opp. Free Throw Percentage	.703	.705
Rebounds Per Game	31.8	35.8
Off. Rebounds Per Game	10.1	11.4
Def. Rebounds Per Game	21.7	24.4
Opp. Rebounds Per Game	31.6	34.5
Opp. Off. Reb. Per Game	10.5	10.1
Opp. Def. Reb. Per Game	21.1	24.4
Rebound Differential	+0.2	+1.3
Assists Per Game	13.2	14.5
Opp. Assists Per Game	12.9	12.8
Turnovers per game	14.5	16.1
Opp. Turnovers per game	13.0	12.7
Blocks Per Game	1.7	2.0
Opp. Blocks Per Game	2.5	3.3
Steals Per Game	5.5	5.6
Opp. Steals Per Game	6.9	7.7
CONFERENCE STATS	W&M	UNCW
Points Per Game	64.4	59.5
Opp. Points Per Game	69.2	68.2
Scoring Differential	-4.7	-8.7
Field Goal Percentage	.434	.391
Opp. Field Goal Percentage	.474	.429
3-Point Percentage	.326	.302
Opp. 3-Point Percentage	.353	.316
Free Throw Percentage	.766	.693
Opp. Free Throw Percentage	.763	.716
Rebounds Per Game	29.6	36.7
Off. Rebounds Per Game	9.3	12.3
Def. Rebounds Per Game	20.3	24.4
Opp. Reb. Per Game	29.8	33.0
Opp. Off. Reb. Per Game	8.8	9.3
Opp. Def. Reb. Per Game	21.0	23.7
Rebound Differential	-0.2	+3.7
Assists Per Game	13.3	13.3
Opp. Assists Per Game	14.0	12.5
Turnovers per game	12.7	15.1
Opp. Turnovers per game	11.3	10.6
Block Shots Per Game	1.2	1.8
Opp. Block Shots Per Game	2.2	3.8
Steals Per Game	5.0	4.7
Opp. Steals Per Game	6.3	7.3

TRIBE TRENDS

By MONTH...	06-07	SHAVER ERA
In November	1-3	9-9
In December	6-1	11-11
In January	5-6	10-31
In February	0-0	5-18
In March	0-0	1-3
RECORD IN...		
Decided by 5 pts or less	6-0	9-13
Decided by 5-10 pts	1-3	13-30
Decided by 11 or more pts	5-7	19-42
At night	10-6	29-48
During the day	2-4	5-21
Decided in OT	1-0	2-4
Televised	1-2	1-10
SCORING...		
Less than 60 points	2-2	3-30
60-69 points	5-7	8-27
70-79 points	4-1	7-12
80-89 points	1-0	12-2
90-99 points	0-0	5-1
100 or more points	0-0	0-0
ALLOWING...		
Less than 60 points	7-1	12-6
60-69 points	5-1	14-14
70-79 points	0-6	8-27
80-89 points	0-1	1-16
90-99 points	0-1	0-7
100 or more points	0-0	0-2
RECORD WHEN...		
Leading at the half	9-1	26-10
Trailing at the half	3-9	7-58
Tied at the half	0-0	1-3
Lead with 5 min. left	10-0	32-7
Trailing with 5 min. left	1-10	2-64
Tied with 5 min. left	1-0	1-1
Three in double digits	5-3	13-24
Four in double digits	2-1	10-7
Five in double digits	0-0	3-0
SHOOTING FROM THE FIELD...		
50 percent or better	4-0	14-0
between 40 and 50%	7-5	18-36
Less than 40%	1-5	3-36
Opp. shooting 50%	1-6	1-34
Opp. shoots 40-50%	6-1	20-28
Opp. shoots less than 40%	5-3	14-10
Better than opponent	10-2	31-8
Worse than opponent	2-8	3-60
Hits 8 or more 3-pt. FGs	6-4	13-12
More 3-pt. FG than opp.	7-5	15-17
Shoots 50% from 3-pt. FGs	0-0	6-4
SHOOTING FROM THE FREE THROW LINE...		
Makes More Than Opp.	9-1	30-26
Makes Less than Opp.	3-9	4-41
Shoots 70% or better	5-7	20-34
Opp. Shoots 70% or better	6-6	11-38
REBOUNDING...		
Outrebounding opp.	9-4	26-28
Outrebounded by opp.	3-6	7-38
Wins Offensive glass	5-4	15-42
Loses Offensive glass	6-6	18-29
Wins Defensive glass	11-1	32-23
Loses Defensive glass	1-8	3-41
TURNOVERS...		
Fewer Turnovers than opp.	6-2	16-17
More Turnovers than opp.	4-7	16-50
10 or fewer turnovers	2-1	3-4
more than 10 turnovers	10-9	32-68

MANN ON THE MARK

Junior guard Nathan Mann has looked for his shot all season, and he found it in a big way on Jan. 31 against state-rival James Madison. The Overland Park, Kan., native connected on a career-high tying five 3-point field goals in tallying his first 20-point game of the season in a 65-62 win over James Madison. Mann knocked down 8-of-11 from the floor, including a 5-of-6 effort from beyond the 3-point arc to finish with a game-high 21 points.

It marked the fifth time in his W&M career that Mann has connected on five or more 3-point field goals in a game. On 11 occasions during his tenure in the green and gold, Mann has connected on four or more 3-pointers in a game. The 20-plus point game was the third of his W&M career and his first in nearly a year.

Mann has had a resurgence of last with his accuracy from beyond the 3-point line. After going 0-of-6 from downtown in a loss at Delaware on Jan. 17, the junior guard was shooting 21 percent from 3-point range. Over the College's last six contests, Mann is connecting on 51.9 percent (14-of-27) of his 3-point attempts. The hot streak and increased his 3-point accuracy nearly 10 percentage points to place him at 30.6 percent. In CAA games, Mann ranks 14th in the league at 36.1 percent from 3-point range, while knocking down 1.83 per contest.

KISIELIUS RETURNS TO FORM

After struggling in Tribe losses to VCU (Jan. 10) and Delaware (Jan. 13), junior forward Laimis Kisielius have re-discovered his early season form. The 6-8, 210-pounder went a combined 1-of-14 from the field in those contests against the Rams and Blue Hens, averaging only 4.5 points per game. Over the College's last three games, Kisielius is averaging 17.3 points per contest, while connecting on 50 percent from the floor and 42.9 percent from 3-point range.

Earlier this season, Kisielius earned W&M Tip-Off Classic All-Tournament honors after tallying back-to-back 20-point performance against Jacksonville State and Cornell. In the Tribe's contest at VCU, the Vilnius, Lithuania native scored a season-high 22 points. Kisielius ranks 18th in the CAA in scoring at 12.4 points per game.

While his scoring output has been up, Kisielius has been even more impressive with his distribution of the basketball this season. He ranks among the conference leaders in assist-to-turnover ratio. His numbers in league play have been even better as he averages three assists per game with an assist-to-turnover ratio of 1.33.

BRACKETBUSTERS ANNOUNCED

The Tribe will meet the Fairfield Stags of the Metro Atlantic Athletic Conference (MAAC) as part of the fifth annual O'Reilly ESPNU BracketBusters on Saturday, Feb. 17. The announcement came on Jan. 30 and is one of three match ups that pit CAA and MAAC foes against one another. All 12 CAA teams will take part in the two-day event, Feb. 16-17.

The Stags, under head coach Ed Cooley, are 8-15 overall and tied for fourth in the MAAC at 6-5. Fairfield has won five straight games, its longest winning streak since the 2003-04 season. The Stag play their home games at the Arena at Harbor Yard in Bridgeport, Conn. Senior guard Michael Van Schaick leads Fairfield in scoring at 14.1 points per game and was recently named the MAAC co-Player of the Week.

The CAA had five teams chosen as part of the 14 televised BracketBuster match ups. In televised contests involving CAA teams, Drexel (16-5 overall, 8-3 in CAA) travels to Missouri Valley co-leader Creighton (14-7, 8-3 in MVC), George Mason (12-9, 6-5 in CAA) hosts Mid-American Conference foe Kent State (12-8, 5-2 in MAC), Hofstra (16-6, 9-2 in CAA) is at home against Patriot League leader Holy Cross (16-6, 7-0 in PL), Old Dominion (15-7, 8-3 in CAA) visits Mid-American Conference leader Toledo (11-8, 7-0 in MAC) and VCU (19-3, 11-0 in CAA) entertains Missouri Valley member Bradley (15-8, 6-5 in MVC).

In non-televised games involving CAA teams, Towson (11-11, 5-6 in CAA) travels to Bucknell (12-8, 6-1 in Patriot), Northeastern (7-15, 5-6 in CAA) hosts Maine (10-11, 5-4 in America East), James Madison (6-15, 3-8 in CAA) visits Siena (11-10, 6-5 in MAAC), Delaware (4-18, 2-9 in CAA) entertains Iona (0-21, 0-11 in MAAC), UNC Wilmington (5-15, 2-9 in CAA) travels to in-state foe UNC Greensboro (12-9, 9-2 in SoCon) and Georgia State (7-14, 3-8 in CAA) hosts Elon (5-14, 3-6 in SoCon).

It marks the fourth year that the CAA has been involved with BracketBusters, and the conference has had great success in the event. Last season, the CAA posted a 6-2 overall record with George Mason edging Wichita State, Old Dominion topping Marist and

VCU beating Albany in televised contests. The CAA is a perfect 4-0 in televised BracketBusters games in its history, with Drexel also winning at Ball State in 2005. As part of the BracketBusters agreement, Fairfield will play a "return" game in Williamsburg next season.

BOMBS AWAY

The Tribe connected on a season-high 12 3-point field goals in the victory over Georgia State. It marked the eighth time during head coach Tony Shaver's four-year tenure that the Tribe has connected on double-digit 3-point field goals. W&M is 5-3 in those contests.

In the game against Georgia State, all five W&M starters connected on two 3-point field goals. Seniors Adam Payton and Adam Trumbower along with sophomore Peter Stein were a perfect 2-of-2 from long range against the Panthers.

W&M has stepped up its 3-point shooting efforts recently. The Tribe ranks second in CAA play in 3-point field goals per game during conference play. The College is connecting on 7.46 treys per game during the league slate, trailing only VCU.

W&M 10+ 3-POINT FIELD GOAL EFFORTS UNDER HEAD COACH TONY SHAVER

Date	Opponent	3-Pointers	Score
11/23/03	vs. Liberty	14-of-25	W, 91-64
11/24/03	vs. Radford	11-of-34	L, 89-86
1/3/04	at Pittsburgh	10-of-20	L, 70-55
1/28/04	at James Madison	12-of-23	W, 99-86
1/26/05	vs. Towson	10-of-22	W, 83-65
2/12/05	vs. George Mason	13-of-29	L, 104-99 (OT)
11/18/05	vs. Maine	10-of-18	W, 89-55
1/27/07	vs. Georgia State	12-of-25	W, 81-65

MAKING SOME HISTORY

The Tribe has jumped out to a fast start in 2006-07, and in the process, has etched its name in the W&M annals. Here is a look at some of the winning accomplishments for the Tribe to date:

- W&M jumped out to a 10-4 start to the season, the best start for the College since going 11-3 during the 1997-98 season.

- It marks the 12th occasion in the 101-year history of W&M basketball that the Tribe has started the season 10-4 or better. The 2006-07 team is only the fifth team since 1950 to start the season 10-4 or better.

- The College won seven straight contests from Dec. 8-Jan. 8. It marked only the 17th winning streak of seven or more games in W&M history. The streak also was only the sixth of seven or more games since the 1950-51 campaign.

- The 2006-07 team became only the fourth team to win seven or more in a row as the 1982-83 and 1997-98 team both did it twice.

- W&M jumped out to only its fourth 3-1 start in the school's 22 years in the CAA. Only the 1994-95 (4-1) and 1997-98 (4-1) teams jumped out to better records in CAA play.

MR. EVERYTHING

Senior guard Adam Payton has made his presence felt both on the court and in the locker room during his final season of college basketball. Payton leads the Tribe in points (13.2), rebounds (4.0), steals (1.6) and free throw percentage (85.6 percent). Over the Tribe's last nine contests, Payton is averaging 15.4 points per game.

In the Tribe's 88-77 loss to VCU, it would be hard to argue that Payton was not the best player on the court. The Burlington, N.J., native kept the Tribe in the game with the Rams, scoring a career-high 26 points. He was 7-of-13 from the floor and 10-of-11 from the free throw line. Payton also pulled down a team-high five rebounds, while swiping a career-high tying four steals.

It is not the first time Payton has stepped to the forefront for the College, in fact it is becoming a common theme throughout the season. When the Tribe has needed a play

SCORING BREAKDOWN

CLASS	Pts	Pct.
Freshmen	228	16.0
Sophomore	281	19.7
Junior	533	37.4
Senior	384	26.9

SCORING	Pts	Pct.
Starters	959	67.3
Bench	467	32.7

POINTS IN THE PAINT	Pts	APG
W&M	555	25.2
Opponents	576	26.2

POINTS OFF TURNOVERS	Pts	APG
W&M	321	14.6
Opponents	359	16.3

BENCH SCORING	Pts	APG
W&M	467	21.2
Opponents	305	13.9

FT% LAST 5 MINUTES + OT	FTM-A	Pct.
W&M	97-127	.764
Opponents	88-119	.739

FG% LAST 5 MINUTES + OT	FGM-A	Pct.
W&M	68-160	.425
Opponents	80-166	.482

3FG% LAST 5 MINUTES + OT	3FGM-A	Pct.
W&M	16-54	.296
Opponents	22-65	.338

LEADING SCORERS

9 - Laimis Kisielius (18 vs. WC, 20 vs. JSU, 21 vs. CU, 19 vs. UMBC, 18 vs. HU, 12 at GSU, 17 vs. GMU, 17 vs. GSU, 22 at VCU), Adam Payton (15 at HC, 12 at Navy, 13 vs. UR, 15 vs. NU, 26 vs. VCU, 19 at UD, 23 at HOF, 15 at ODU, 17 vs. GSU)
 3 - Nathan Mann (12 vs. UNF, 14 at GMU, 21 vs. JMU)
 2 - David Schneider (18 at KSU, 18 vs. TU)
 1 - Adam Trumbower (12 at Navy)

LEADING REBOUNDERS

6 - Peter Stein (6 vs. JSU, 4 vs. TU, 3 vs. HU, 8 vs. UR, 7 at GSU, 4 vs. GSU), Alex Smith (5 vs. UMBC, 3 vs. HU, 5 vs. VCU, 9 at UD, 6 at HOF, 6 vs. JMU)
 5 - Nathan Mann (6 at HC, 9 vs. UNF, 3 vs. HU, 8 vs. UR, 5 vs. VCU), Adam Payton (9 vs. WC, 4 vs. TU, 9 at GMU, 5 vs. VCU, 6 at ODU), David Schneider (9 at KSU, 3 vs. HU, 8 vs. NU, 7 vs. GMU, 4 vs. GSU)
 5 - Laimis Kisielius (6 vs. JSU, 6 vs. CU, 8 vs. UR, 6 at HOF, 4 at VCU)
 2 - Adam Trumbower (6 at Navy, 4 vs. TU)
 1 - Corey Cofield (6 at HC)

LEADING ASSISTS

10 - David Schneider (7 at KSU, 6 vs. WC, 5 vs. UNF, 3 vs. HU, 2 vs. NU, 4 at GSU, 3 vs. VCU, 4 at HOF, 5 vs. GSU, 6 vs. JMU)
 8 - Laimis Kisielius (4 vs. TU, 3 vs. HU, 5 at GMU, 2 vs. NU, 3 at UD, 3 at ODU, 5 vs. GSU, 3 at VCU)
 5 - Nathan Mann (4 at HC, 8 vs. UR, 4 at GSU, 3 at ODU)
 3 - Peter Stein (4 vs. JSU, 4 vs. TU, 4 at GSU)
 2 - Adam Trumbower (4 at Navy, 5 vs. CU), Adam Payton (4 vs. UMBC, 5 vs. GMU)
 1 - Kyle Carrabine (2 vs. NU)

CAREER GAMES PLAYED/STARTED

	Games	Starts
Adam Payton †	102	46
Adam Trumbower	86	7
Nathan Mann	79	44
Laimis Kisielius	78	66
Alex Smith	49	5
Peter Stein	47	22
Kyle Carrabine	45	2
Chris Darnell	43	3
Chris Stratton	27	1
David Schneider	19	18
Steven Hess	15	0
Danny Sumner	15	1
Marcus Barnett	4	0

† includes 52 games and zero starts at Vanderbilt

MISCELLANEOUS STATS

W-L RECORDS OF STARTING LINEUPS

9-6 - Schneider, Mann, Payton, Kisielius, Stein - (W - vs. WC, vs. UNF, vs. UMBC, vs. HU, vs. UR, at GMU, vs. NU, at GSU, vs. JMU - L - at KSU, vs. VCU, at UD, vs. GMU, at HOF, at ODU)

1-1 - Schneider, Trumbower, Payton, Kisielius, Stein - (W - vs. GSU - L - at VCU)

1-0 - Stein, Sumner, Cofield, Trumbower, Payton (W - vs. CU)

1-0 - Mann, Kisielius, Carrabine, Smith, Darnell - (W - vs. JSU)

0-1 - Schnedier, Mann, Payton, Kisielius, Cofield - (L - at HC)

0-1 - Mann, Payton, Kisielius, Stein, Darnell - (L - at Navy)

0-1 - Trumbower, Mann, Carrabine, Kisielius, Smith - (L - vs. TU)

TOTAL DUNKS

30 - A. Payton (10), A. Smith (5), L. Kisielius (3), S. Hess (3), C. Darnell (3), P. Stein (2), D. Sumner (2), C. Cofield (1), C. Stratton (1)

TOTAL 3-POINT PLAYS

27 - A. Payton (12), A. Smith (9), C. Darnell (2), C. Cofield (2), K. Carrabine (1), L. Kisielius (1), A. Trumbower (1)

TOTAL 4-POINT PLAYS

1 - D. Schneider (1)

TOTAL CHARGES TAKEN

20 - A. Smith (6), D. Schneider (5), P. Stein (3), A. Payton (2), A. Trumbower (1), C. Cofield (1), N. Mann (1), K. Carrabine (1)

W&M STARTING LINEUPS

GAME	GUARD	GUARD	GUARD	FORWARD	FORWARD
at KSU (11/11)	Schneider	Mann	Payton	Kisielius	Stein
Wagner (11/20)	Schneider	Mann	Payton	Kisielius	Stein
at HC (11/25)	Schneider	Mann	Payton	Kisielius	Cofield
at Navy (11/28)	Mann	Payton	Kisielius	Darnell	Stein
JSU (12/1)	Mann	Carrabine	Kisielius	Darnell	Smith
Cornell (12/2)	Trumbower	Payton	Sumner	Cofield	Stein
Towson (12/5)	Trumbower	Mann	Carrabine	Kisielius	Smith
NFU (12/8)	Schneider	Mann	Payton	Kisielius	Stein
UMBC (12/22)	Schneider	Mann	Payton	Kisielius	Stein
Hampton (12/28)	Schneider	Mann	Payton	Kisielius	Stein
Richmond (12/31)	Schneider	Mann	Payton	Kisielius	Stein
at GMU (1/3)	Schneider	Mann	Payton	Kisielius	Stein
NU (1/6)	Schneider	Mann	Payton	Kisielius	Stein
at GSU (1/8)	Schneider	Mann	Payton	Kisielius	Stein
VCU (1/10)	Schneider	Mann	Payton	Kisielius	Stein
at Del. (1/13)	Schneider	Mann	Payton	Kisielius	Stein
GMU (1/16)	Schneider	Mann	Payton	Kisielius	Stein
at Hofstra (1/20)	Schneider	Mann	Payton	Kisielius	Stein
at ODU (1/24)	Schneider	Mann	Payton	Kisielius	Stein
GSU (1/27)	Schneider	Trumbower	Payton	Kisielius	Stein
at VCU (1/29)	Schneider	Trumbower	Payton	Kisielius	Stein
JMU (1/31)	Schneider	Mann	Payton	Kisielius	Stein
UNCW (2/3)					
at JMU (2/7)					
at UNCW (2/10)					
Drexel (2/14)					
at Fairfield (2/17)					
at Drexel (2/21)					
ODU (2/24)					

down the stretch, it has needed to look no further than its 6-3 co-captain. Payton has come through in the clutch on numerous occasions this season, helping W&M to its best start in nearly a decade. Here is a look at what Payton has done with the game on the line:

- In a 13-point come-from-behind win over Cornell at the W&M Tip-Off Classic, Payton scored 10 points in the final five minutes of regulation and overtime. He also made a steal with 15 seconds left that led to the game-tying free throw, which he sank to send the game to extra time. On three consecutive possessions late in the game, Payton made two steals and pulled down an offensive rebound to spearhead the Tribe comeback. For his efforts, he won the Tip-Off Classic MVP honor.

- In the Tribe's 67-63 upset win at George Mason, Payton once again shined when it mattered most. In the second half, he scored 10 of his 12 points, including a clutch steal and fast-break lay up to give W&M its largest lead at 51-44. He also calmly stepped to the free throw line and sank the game clinching free throws with 20 seconds remaining.

- With W&M trailing 57-51 with 2:42 remaining against Northeastern, Payton helped lead the Tribe to a come-from-behind victory. The Tribe scored the game's final nine points with Payton adding the final four on free throws, including the game-winner with 22 seconds remaining.

- Payton scored 16 of his 23 points in the second half at Hofstra on Jan. 20, helping the Tribe overcome a 15-point first-half deficit to draw even with the Pride with two minutes remaining.

- Payton has scored in double digits 17 times and led the Tribe in scoring on a team-high nine occasions.

CASHING IN AT THE CHARITY STRIPE

The Tribe has been making the most of its opportunities recently from the free throw line. Over the last six games, W&M is shooting 77.6 percent (111-of-143) from the free throw line. The College also leads the CAA in free throw shooting in league games,

knocking down 76.6 percent from the charity stripe.

Overall, the Tribe has pushed its season free throw shooting percentage to 70.4 percent. Through the first five games of the season, W&M was only connecting on 57.7 percent (56-of-97) from the free throw line. Since then, the College has connected at a 74.2 percent (242-of-326) clip.

SHOOTING OUT THE LIGHTS

W&M shot a season-high 60.9 percent (28-of-46) from the floor in the victory over Georgia State. The 60-plus percent shooting performance was the third for the Tribe under head coach Tony Shaver. After connecting on 59.1 percent in the opening half of play, the Tribe hit on 62.5 percent in the second half. W&M connected on 12 of its first 15 shots in the second stanza and at one point had its shooting percentage to 67.6 percent.

DISHING IT OUT

While the Tribe's shooting display against Georgia State was impressive, head coach Tony Shaver was even more impressed with the College's passing. W&M connected on 28 field goals in the victory over the Panthers and had a season-high 18 assists. Freshman guard David Schneider and junior forward Laimis Kisielius had game highs with five assists apiece. It marked the third time this season that Schneider has had five or more assists in a game, while Kisielius equaled his career high for the second time this year.

KNOCKING FINAL FOUR FOES

The Tribe defeated 2006 NCAA Final Four participant George Mason, 67-63, on Jan. 3, marking the fifth time in school history that the College defeated a Final Four participant from the previous season. The Tribe also accomplished the feat with wins over N.C. State during the 1950-51 season, West Virginia during the 1959-60 season, North Carolina during the 1977-78 season and Virginia during the 1984-85 campaign. In total, W&M has played 17 contests against teams that advanced to the NCAA Final Four the previous

W&M VS. OPPONENTS

Below is a game-by-game breakdown of how W&M has fared against its opponents in the following categories: Free Throws, Bench Points, Points in the Paint, Second Chance Points and Fast Break Points. W&M stats shown first followed by opponents stats.

GAME	FT	BENCH	PAINT	OFF TO	2ND CHANCE	FB
at KSU (11/11)	10-16	12-13	20-28	9-19	11-28	7-15
Wagner (11/20)	6-11	40-23	40-10	27-10	11-5	9-2
at HC (11/25)	8-17	8-19	30-32	18-15	14-21	2-6
at Navy (11/28)	15-16	36-19	26-30	16-30	14-3	6-16
JSU (12/1)	17-3	27-6	20-36	16-27	12-10	2-8
Cornell (12/2)	16-9	50-9	24-28	17-10	11-4	0-4
Towson (12/5)	14-16	42-18	18-28	19-10	2-8	4-7
NFU (12/8)	16-3	13-6	28-20	14-6	3-4	4-2
UMBC (12/22)	21-13	24-20	20-22	18-8	5-6	6-4
Hampton (12/28)	21-19	17-9	22-18	25-32	10-15	2-2
Richmond (12/31)	14-5	21-13	20-26	7-14	18-16	0-4
at GMU (1/3)	12-13	18-7	30-26	7-17	16-2	4-2
NU (1/6)	14-11	12-10	14-16	9-12	3-6	0-0
at GSU (1/8)	3-7	19-9	24-22	14-7	10-7	0-4
VCU (1/10)	27-31	20-27	26-32	18-28	15-16	6-4
at Del. (1/13)	16-19	27-5	34-14	10-14	16-7	6-4
GMU (1/16)	8-9	10-14	24-32	6-16	5-2	5-4
at Hofstra (1/20)	15-19	10-11	36-40	20-14	11-21	4-2
at ODU (1/24)	9-13	14-9	17-26	3-18	3-9	3-2
GSU (1/27)	13-11	18-13	28-30	30-17	10-12	2-0
at VCU (1/29)	12-10	23-30	34-34	2-21	14-22	0-4
JMU (1/31)	11-8	6-15	20-24	16-14	7-8	4-0
UNCW (2/3)						
at JMU (2/7)						
at UNCW (2/10)						
Drexel (2/14)						
at Fairfield (2/17)						
at Drexel (2/21)						
ODU (2/24)						
Totals	298-279	467-305	555-576	321-359	221-242	76-96

W&M OPPONENT RATINGS

TEAM	COLLEGE RPI.COM	SAGARIN RATINGS
William & Mary	185	201
Kansas State	45	47
Wagner	304	304
Holy Cross	69	101
Navy	240	234
Jacksonville State	319	308
Cornell	189	212
Towson	148	159
North Florida	335	336
UMBC	201	242
Hampton	224	249
Richmond	295	290
George Mason	125	94
Northeastern	210	213
Georgia State	244	250
VCU	48	51
Delaware	258	281
Hofstra	65	90
Old Dominion	74	81
James Madison	297	291
UNC Wilmington	265	241
Fairfield	251	248
Drexel	60	78

TEAM	POMERY RATING	REALTIME RPI POWER RATING
William & Mary	182	156
Kansas State	49	52
Wagner	296	294
Holy Cross	124	63
Navy	254	224
Jacksonville State	299	315
Cornell	189	170
Towson	152	149
North Florida	336	336
UMBC	261	215
Hampton	262	236
Richmond	260	295
George Mason	73	125
Northeastern	201	217
Georgia State	244	245
VCU	64	36
Delaware	292	280
Hofstra	107	80
Old Dominion	67	66
James Madison	267	292
UNC Wilmington	212	270
Fairfield	217	244
Drexel	84	66

* - as of Feb. 2



W&M INDIVIDUAL SUPERLATIVES

	06-07	CAREER
DOUBLE-DIGIT SCORING GAMES		
Laimis Kisielius	14	35
Nathan Mann	8	27
Adam Payton	17	22
David Schneider	8	8
Alex Smith	4	5
Peter Stein	2	5
Kyle Carrabine	1	1
Danny Sumner	1	1
Adam Trumbower	1	1
Marcus Barnett	0	0
Chris Darnell	0	0
Steven Hess	0	0
Chris Stratton	0	0
20-POINT GAMES		
Laimis Kisielius	3	4
Adam Payton	2	3
Nathan Mann	1	3
10-REBOUND GAMES		
None		
5-ASSIST GAMES		
David Schneider	5	5
Nathan Mann	0	5
Laimis Kisielius	2	4
Adam Trumbower	1	2
Adam Payton	1	2
DOUBLE-DOUBLES		
None		

W&M OPPONENT RECORDS

OPPONENT	06-07 RECORD	05-06 RECORD
Kansas State	16-6	15-13
Wagner	8-13	13-14
Holy Cross	17-6	20-12
Navy	11-11	10-18
Jacksonville State	6-17	16-13
Cornell	10-8	13-15
Towson	12-11	12-16
North Florida	2-20	6-22
UMBC	9-14	10-19
Hampton	8-12	16-16
Richmond	5-16	13-17
George Mason	13-9	28-7
Northeastern	7-16	19-11
Georgia State	8-14	7-22
VCU	19-4	19-10
Delaware	4-19	9-21
Hofstra	17-6	26-7
Old Dominion	16-7	24-10
James Madison	6-16	5-23
UNC Wilmington	5-16	25-8
Faifield	8-15	9-19
Drexel	16-6	15-16
Combined	223-262	381-329
* - Through Feb. 2		

season.

The victory for the 2006-07 version of the Tribe was the first to pull the trick on the road. The previous four wins all came in contests considered home games, while W&M downed the Patriots in Fairfax, Va. The win over George Mason was also the first over a Final Four participant since the NCAA Tournament field expanded to 64. The 1984 NCAA Tournament was the final event with a 48-team field. The Tribe's victories over N.C. State in 1951 and West Virginia in 1960 were both played in Norfolk, Va., but both were considered home games.

1950-51

W&M beat N.C. State, 88-78, in Norfolk, Va., on Feb. 3, 1951*
N.C. State went to the 1950 Final Four

1959-60

W&M beat West Virginia, 94-86, in Norfolk, Va., on Jan. 30, 1960*
West Virginia went to the 1959 Final Four

1977-78

W&M beat North Carolina, 78-75, in Williamsburg on Dec. 7, 1977
North Carolina went to the 1977 Final Four

1984-85

W&M beat Virginia, 54-53, in Williamsburg on Dec. 4, 1984
Virginia went to the 1984 Final Four

2006-07

W&M beat George Mason, 67-63, in Fairfax, Va. on Jan. 3, 2007
George Mason went to the 2006 Final Four

* - considered a home game despite being played in Norfolk, Va.

LEAD-DEFICIT COMPARISON

OPPONENT	LARGEST LEAD	LARGEST DEFICIT	RESULT
at Kansas State	11 - (1st - 11:13)	14 - (2nd - 1:41)	L, 60-70
Wagner	27 - (2nd - 3:21)	None	W, 77-53
at Holy Cross	None	13 (1st - 10:30)	L, 57-66
at Navy	None	25 - (2nd - 3:43)	L, 63-79
Jacksonville State	10 - (2nd - 5:02)	3 - (2nd - 11:06)	W, 59-56
Cornell	5 - (OT - 0:01)	13 - (2nd - 5:00)	W, 73-68 (OT)
Towson	2 - (1st - 18:31)	17 - (2nd - 19:20)	L, 60-73
North Florida	20 - (2nd - 0:38)	1 - (2nd - 14:16)	W, 61-44
UMBC	19 - (1st - 1:23)	1 - (1st - 19:27)	W, 70-58
Hampton	15 - (2nd - 3:42)	3 - (1st - 2:15)	W, 72-67
Richmond	17 - (2nd - 6:34)	5 - (1st - 16:54)	W, 61-53
at George Mason	7 - (2nd - 9:57)	7 - (1st - 14:06)	W, 67-63
Northeastern	7 - (2nd - 18:25)	7 - (1st - 16:10)	W, 60-57
at Georgia State	19 - (2nd - 1:34)	3 - (1st - 18:55)	W, 57-43
VCU	6 - (1st - 15:50)	14 - (2nd - 19:23)	L, 77-88
at Delaware	1 - (1st - 17:36)	22 - (2nd - 6:45)	L, 62-77
George Mason	None	17 (2nd - 4:17)	L, 63-76
at Hofstra	4 - (1st - 17:25)	15 - (1st - 2:57)	L, 69-77
at Old Dominion	17 - (1st - 4:44)	15 - (2nd - 0:54)	L, 44-59
Georgia State	24 - (2nd - 3:40)	6 - (1st - 16:46)	W, 81-65
at VCU	5 - (1st - 18:04)	27 - (2nd - 4:37)	L, 68-90
James Madison	15 - (1st - 3:16)	None	W, 65-62
UNC Wilmington			
at James Madison			
at UNC Wilmington			
Drexel			
at Fairfield			
at Drexel			
Old Dominion			

SCHNEIDER EARNS SECOND CAA ROOKIE OF THE WEEK HONOR

Freshman guard David Schneider continued his stellar rookie campaign, earning his second CAA Rookie of the Week honor on Jan. 8. Schneider garnered the accolade after averaging 11.5 points, 5.0 rebounds and 3.0 assists in the Tribe's victories over George Mason (Jan. 3) and Northeastern (Jan. 6). During the two-game stretch, he also connected on 42.9 percent (6-of-14) from 3-point range. Schneider garnered the award earlier this season following his collegiate debut at Kansas State.

In the Tribe's 67-63 win at George Mason, Schneider scored 10 points, pulled down two rebounds and dished out four assists. He made a huge play with 3:38 remaining in the second half. After the Patriots' had pulled even at 57, Schneider pulled down an offensive rebound and connected on a jumper just inside the 3-point arc on the left wing to give W&M a 59-57 lead, an advantage the Tribe would never relinquish. It marked the fifth time in school history that W&M defeated a team that went to the Final Four the previous season. It was the first such victory on the road.

The Phoenix, Ariz., native finished with 13 points and pulled down a team-high eight rebounds in W&M's come-from-behind victory over Northeastern. He equaled a career-high connecting on four 3-point field goals in the victory. He scored four of the Tribe's final nine points in the comeback.

GUARDS CRASHING THE BOARDS

The W&M guards have been a significant reason for the Tribe's success in the rebounding department this season. The College has outrebounded 13 opponents. On 16 occasions and in 14 of the Tribe's 22 games this season, a W&M guard has led the Tribe in rebounding. In fact, all three of the College's starting guards average over 3.2 rebounds per contest, led by senior Adam Payton, who tops the College at 4.0 boards per contest. In total, the Tribe receives nearly 15 rebounds a game from the guard position.

Payton, freshman David Schneider and junior Nathan Mann have led the Tribe in rebounding on five occasions. Three of W&M's top single-game rebounding efforts this season have come from the guard position. Mann posted a season high nine boards against North Florida, while Schneider did the same against Kansas State and Payton pulled the trick at George Mason.

STARTERS-BENCH COMPARISON

OPPONENT	TOTAL	POINTS	REBOUNDS
	POINTS-REBOUNDS	STARTERS-BENCH	STARTERS-BENCH
at Kansas State	60-37	48-12	21-10
Wagner	77-42	37-40	15-25
at Holy Cross	57-32	49-8	21-7
at Navy	63-30	27-36	13-14
Jacksonville State	59-47	32-27	21-21
Cornell	73-33	23-50	12-14
Towson	60-26	18-42	8-16
North Florida	61-35	48-13	21-6
UMBC	70-23	46-24	10-9
Hampton	72-25	55-17	12-8
Richmond	61-40	40-21	31-9
at George Mason	67-36	49-18	22-12
Northeastern	60-35	48-12	20-9
at Georgia State	57-34	38-19	26-4
VCU	77-27	57-20	17-7
at Delaware	62-32	35-27	17-11
George Mason	63-29	53-10	22-6
at Hofstra	69-29	59-10	14-11
at Old Dominion	44-28	30-14	13-11
Georgia State	81-24	63-18	14-9
at VCU	68-25	45-23	15-10
James Madison	65-30	59-6	15-9
UNC Wilmington			
at James Madison			
at UNC Wilmington			
Drexel			
at Fairfield			
at Drexel			
Old Dominion			

TRIBE BY THE NUMBERS

- 2** Number of CAA Rookie of the Week awards won by freshman guard David Schneider
- 4** Number of W&M TV games at home in 2006-07
- 7** Number of non-conference wins the Tribe has in 2006-07, the most since it had eight in 1992-93
- 10** Number of times Alex Smith has led W&M in bench scoring, including a career-high 16 at Delaware on Jan. 13
- 13** W&M overcame a 13-point deficit in the final five minutes against Cornell, before winning in overtime
- 26** Career-high point total scored by senior guard Adam Payton vs. VCU on Jan. 10.
- 50** Points the W&M bench scored in an overtime victory over Cornell
- 121** Number of career 3-pointers by junior guard Nathan Mann
- .310** 3-point field goal percentage Tribe opponents are shooting in 2006-07, which ranks 30th nationally
- .489** Field goal percentage of junior Laimis Kisielius, which ranks sixth in the CAA and leads the Tribe
- .766** The league-leading free throw percentage for W&M as a team in CAA games
- .856** Free throw percentage of Adam Payton, the fourth-best mark in the CAA
- 1,044** Number of All-time victories at W&M
- 4,675** Number of miles from Vilnius, Lithuania (home of Laimis Kisielius) to Williamsburg, Va.

CAA

	CAA		Overall	
	W-L	Pct.	W-L	Pct.
VCU	11-1	.917	19-4	.826
Hofstra	10-2	.833	17-6	.739
Old Dominion	9-3	.750	16-7	.696
Drexel	8-4	.667	16-6	.727
George Mason	7-5	.583	13-9	.591
Towson	6-6	.500	12-11	.522
William and Mary	5-7	.417	12-10	.545
Northeastern	5-7	.417	7-16	.304
Georgia State	4-8	.333	8-14	.364
James Madison	3-9	.250	6-16	.273
UNC Wilmington	2-10	.167	5-16	.238
Delaware	2-10	.167	4-19	.174

CAA SCHEDULE/RESULTS

Jan. 27

- *VCU def. Drexel, 75-68
- *Northeastern def. Delaware, 73-64
- *George Mason def. JMU, 59-41
- *Hofstra def. Towson, 64-60
- *ODU def. UNCW, 86-70
- *W&M def. Georgia State, 81-65

Jan. 29

- *Delaware def. Hofstra, 72-68
- *Drexel def. Northeastern, 68-59
- *UNCW def. George Mason, 65-58
- *ODU def. Georgia State, 92-57
- *Towson def. JMU, 69-60
- *VCU def. W&M, 90-68

Jan. 31

- *George Mason def. Delaware, 89-59
- *Georgia State def. UNCW, 72-60
- *Hofstra def. VCU, 79-68
- *W&M def. JMU, 65-62
- *Towson def. Northeastern, 74-61

Feb. 1

- *ODU def. Drexel, 62-52

Feb. 3

- *JMU at Delaware 12:00 pm
- *Georgia State at VCU 2:00 pm
- *Towson at Drexel 4:00 pm
- *Northeastern at Hofstra 4:00 pm
- *ODU at George Mason 6:00 pm
- *UNCW at W&M 7:00 pm

Feb. 7

- *UNCW at Delaware 7:00 pm
- *ODU at Georgia State 7:00 pm
- *W&M at JMU 7:00 pm
- *Towson at Northeastern 7:00 pm

Feb. 8

- *Drexel at Hofstra 7:00 pm
- *George Mason at VCU 7:00 pm

Feb. 10

- *VCU at ODU 12:00 pm
- *Georgia State at Towson 2:00 pm
- *Hofstra at George Mason 4:00 pm
- *Delaware at Drexel 4:00 pm
- *Northeastern at JMU 7:00 pm
- *W&M at UNCW 7:00 pm

Feb. 13

- *Hofstra at ODU 7:00 pm

Feb. 14

- *George Mason at Delaware 7:00 pm
- *Drexel at W&M 7:00 pm
- *Northeastern at Georgia State 7:00 pm
- *JMU at Towson 7:00 pm
- *VCU at UNCW 7:00 pm

DEFENSIVE INTENSITY

One of the biggest reasons for the Tribe's success has been its play on the defensive end. The Tribe has limited seven opponents to less than 60 points this season, and is a perfect 7-1 in those contests. In fact when W&M holds its opponents to fewer than 70 points, it is 12-2. The College ranks second in the conference in 3-point field goal percentage defense (31.0 percent). The 3-point field goal percentage defense ranks 30th nationally according to kenpom.com.

Here are some examples of the Tribe's defensive success in 2006-07:

- W&M limited ODU to 19.4 percent (6-of-31) from the field, including a 0-of-14 effort from 3-point range in the first half on Jan. 24. The Monarchs could only muster 14 first-half points against the Tribe and sat at seven points until the 3:29 mark of the first half.

- The Tribe held the CAA's top 3-point shooting team, Hofstra, well below its season averages. W&M limited the Pride to 4-of-18 (.222) shooting from 3-point range on Jan. 20. Hofstra entered the game leading the CAA at 39.9 percent from downtown, while hitting eight threes per game.

- The College held Richmond without a field goal for the final 15 minutes of the first half in a New Years Eve victory. The Spiders jumped out to a 12-8 led on the Tribe heading into the first media timeout. UR had connected on 6-of-7 from the field over the stretch. The College came out of the timeout with a renewed vigor and held Richmond without a field goal over the final 15 minutes of the first half. The Spiders could only muster a single free throw during the decisive stretch, while misfiring on all 12 of its attempts from the field and turning the ball over eight times.

- W&M held Richmond to only 13 first-half points, in opening up a 14-point advantage. The 13 first-half points were the fewest allowed by the Tribe since Jan. 24, 2001, when James Madison only put up 11 points in the opening stanza.

- On two occasions this season W&M has held its opponent below 45 points. The College held Georgia State nearly 25 points below its season scoring average in a 57-43 victory on Jan. 8. It marked the second time this season W&M held an opponent to less than 45 points. The Tribe held North Florida to 44 total points in a 17-point victory on Dec. 8. The last time W&M held two foes below 45 points in a single season was during the 1983-84 season when W&M held James Madison to 44 points and East Carolina to 32 points.

- The 43 points scored by Georgia State against W&M was the lowest point total for a Tribe opponent during the Tony Shaver Era. The last time the College held an opponent to fewer than 43 points in a game was Jan. 31, 2001 when W&M held American to 42 points in a 51-42 victory.

BENCH SCORING

W&M head coach Tony Shaver felt that his 2006-07 Tribe team would be the deepest he has had in his four seasons at the helm. The Tribe's play off the bench this season has echoed Shaver's sentiments.

This season, the College has averaged 21.2 points per game from its reserves, outscoring its opponents by an average of nearly eight points off the bench. The Tribe has outscored its opponents off the bench on 15 occasions and is 11-4 in those contests. Sophomore forward Alex Smith leads the way, topping the Tribe off the bench on nine occasions.

On four occasions this season the Tribe bench has outscored the starters. In Tribe contests with Wagner, Cornell and Towson, the W&M bench scored over 40 points. In the 24-point win over the Seahawks, the bench held a 40-37 advantage over the starters, while the reserves scored 50 points, led by the 21 from junior Laimis Kisielius against Cornell. The Tribe held a 42-18 scoring advantage over Towson on Dec. 5.

The 40-plus point efforts off the bench against Wagner, Cornell and Towson marked the third, fourth and fifth times under head coach Tony Shaver that W&M scored 40 or more points off the bench. In each of the last two seasons, the Tribe accomplished the feat. Last season, the College tallied 42 points off the bench in the season-opening victory over Maine. On Dec. 1, 2004, the W&M subs scored 42 points in a victory over Longwood. The 50 points off the bench against Cornell were the most under Shaver.

Leading W&M Bench Scorers

Date	Opponent	Leading Scorer	Total W&M Bench Scoring
11/11	at Kansas State	Cofield (4)	12
11/20	Wagner	Sumner (12)	40
11/25	at Holy Cross	Smith (3) Stein (3)	8
11/28	at Navy	Trumbower (12)	36
12/1	JSU	Payton (18)	27
12/2	Cornell	Kisielius (21)	50
12/5	Towson	Schneider (18)	42
12/8	North Florida	Carrabine (5)	13
12/22	UMBC	Smith (9)	24
12/28	Hampton	Smith (8)	17
12/31	Richmond	Smith (12)	21
1/3	at George Mason	Smith (11)	18
1/6	Northeastern	Carrabine (6)	12
1/8	at Georgia State	Smith (7)	19
1/10	VCU	Smith (12)	20
1/13	at Delaware	Smith (16)	27
1/16	George Mason	Cofield (7)	10
1/20	at Hofstra	Smith (8)	10
1/24	at Old Dominion	Trumbower (6)	14
1/27	vs. Georgia State	Darnell (8)	18
1/29	at VCU	Sumner (7)	23
1/31	vs. James Madison	Smith (2) Trumbower (2) Hess (2)	6

DIFFERENCE AT THE CHARITY STRIPE

W&M has been productive from the free throw line in late game situations. While the Tribe is shooting 70.4 percent from the charity stripe on the year, the number jumps significantly late in the game. With five minutes or less remaining in a contest, the College has shot 76.4 percent from the line. Below is a player-by-player breakdown of how W&M has fared at the foul line with five minutes or less remaining in the game and in overtime:

Player	FT	FT%
Corey Cofield	2-2	1.000
Adam Trumbower	9-of-10	.900
Nathan Mann	6-of-7	.857
Adam Payton	30-of-36	.833
Alex Smith	5-of-6	.833
Laimis Kisielius	23-of-30	.767
Danny Sumner	2-of-3	.667
David Schneider	14-of-22	.636
Peter Stein	3-of-6	.500
Kyle Carrabine	1-of-2	.500
Steven Hess	1-of-2	.500
Marcus Barnett	0-of-1	.000
Total	97-of-127	.764

COMEBACK KIDS

W&M overcame halftime deficits in back-to-back games in January, marking the first time in 16 years the Tribe has accomplished the feat. At George Mason on Jan. 3, the Tribe trailed 33-31 at the break, before leading the majority of the second half on its way to a 67-63 win over the 2006 Final Four participant. On Jan. 6, W&M once again trailed at the half, 27-26, to Northeastern, before rallying to score the game's final nine points and record a 60-57 victory.

The last time W&M tallied back-to-back wins when rallying from a halftime deficit was during the 1990-91 season. On Nov. 27, 1990, W&M trailed Davidson, 28-27, on the road, but notched a one-point, 59-58, victory. Two days later, Army led W&M, 34-33, at the break, but the College picked up a 73-71 win with a second-half surge.

TRIBE IN THE CAA RANKINGS

as of Feb. 2
All Games

TEAM (W&M TOP 6 ONLY)

Scoring Offense
6. W&M..... 64.8

Scoring Defense
5. W&M..... 65.6

Free Throw Pct.
6. W&M..... .704

Field Goal Pct.
5. W&M..... .438

3-Point Field Goal Pct. Defense
2. W&M..... .310

Rebounding Defense
4. W&M..... 31.6

Assists
6. W&M..... 13.18

3-Point Field Goals Made
5. W&M..... 6.91

INDIVIDUAL

Points
15. Adam Payton 13.3
18. Laimis Kisielius 12.4

Field Goal Pct.
6. Laimis Kisielius489
13. Adam Payton460

Assists
12. David Schneider 3.11

Free Throw Pct.
4. Adam Payton856
15. Laimis Kisielius726

Steals
5. Adam Payton 1.59

3-Point Field Goals Made
10. David Schneider 1.84

Assist/Turnover Ratio
9. David Schneider 1.55
14. Laimis Kisielius 1.00

TRIBE IN THE CAA RANKINGS

as of Feb. 2
CAA Games Only

TEAM (W&M TOP 6 ONLY)

Scoring Offense
6. W&M..... 64.4

Free Throw Pct.
1. W&M..... .766

Field Goal Pct.
6. W&M..... .434

Rebounding Defense
3. W&M..... 29.8

Assists/Turnover Ratio
6. W&M..... 1.05

3-Point Field Goals Made
2. W&M..... 7.42

INDIVIDUAL

Points
9. Adam Payton 15.2

Field Goal Pct.
8. Adam Payton484

Assists
14. Laimis Kisielius 3.00
T15. David Schneider 2.92

Free Throw Pct.
4. Adam Payton867

Steals
6. Adam Payton 1.67

3-Point Field Goal
T14. Nathan Mann..... .361

3-Point Field Goals Made
T9. David Schneider 1.83
T9. Nathan Mann 1.83

Assist/Turnover Ratio
10. David Schneider 1.67
14. Laimis Kisielius 1.33

GETTING TO THE FREE THROW LINE

When the Tribe gets to the free throw line 20 or more times, there is a good chance the contest will end in a victory. This season, W&M has had 20 or more attempts from the charity stripe on nine occasions and is 6-3 in those contests. Over the last three seasons, the College is 22-16 (.579) when attempting 20 or more from the free throw line.

50 PERCENT EQUALS VICTORIES

The Tribe has been flawless under head coach Tony Shaver when it hits on 50 percent or better from the floor. W&M has notched a quartet of victories this season when shooting over 50 percent from the floor. It marked the 11th, 12th, 13th and 14th times in Shaver's four years at the helm that W&M shot 50 percent or better from the field. In all 14 of those contests, W&M has walked away with a victory. Here is a look at the Tribe's 50 percent or better shooting from the field under Shaver:

Date	Team	Result	Percentage (FGM-FGA)
1/27/07	Georgia State	W, 81-65	.609 (28-46)
12/28/06	Hampton	W, 72-67	.512 (21-41)
12/22/06	UMBC	W, 70-58	.500 (21-42)
11/20/06	Wagner	W, 77-53	.500 (32-64)
2/4/06	Georgia State	W, 90-73	.633 (31-49)
1/28/06	James Madison	W, 86-68	.518 (29-56)
12/21/05	UNC Greensboro	W, 83-73	.536 (30-56)
11/26/05	Campbell	W, 93-79	.589 (33-56)
1/26/05	Towson	W, 83-65	.521 (25-48)
12/1/04	Longwood	W, 90-60	.500 (30-60)
1/28/04	at James Madison	W, 99-86	.600 (33-55)
1/26/04	Old Dominion	W, 86-77	.545 (30-55)
12/30/03	Campbell	W, 82-67	.500 (29-58)
11/23/03	Liberty	W, 91-64	.540 (34-63)

STIFLING DEFENSE

The Tribe held each of its first three opponents below 37 percent shooting from the floor. The College held Kansas State to 30 percent (24-of-80) shooting. W&M followed that performance by holding Wagner to 32.7 percent (17-of-52) and Holy Cross to 36.7 percent (22-of-60). It marks the best defensive three-game stretch for the Tribe since the 1999-2000 season. The Tribe held The Citadel (32 percent (16-of-50) on Dec. 2), UNC Wilmington (35.5 percent (18-of-53) on Dec. 6) and American (31.8 percent (14-of-44) on Dec. 9) below the mark during the campaign.

W&M has also kept its opponents at bay from beyond the 3-point arc. Kansas State shot only 20.7 percent (6-of-29) from 3-point range, while Wagner was 8-of-31 from downtown for a 25.8 percent shooting clip. Holy Cross hit on only 5-of-25 attempts from 3-point range for a 20 percent average. It marked the first time W&M held three straight opponents to less than 26 percent shooting from 3-point range since the 2001-02 season. During that stretch, W&M held Towson (7.7 percent (1-of-13) on Feb. 2), James Madison (13.3 percent (2-of-15) on Feb. 4) and Hampton (18.8 percent (3-of-16) on Feb. 6) below 20 percent from 3-point range.

TONY SHAVER - A HALL OF FAMER

In each of his previous two stops before taking over the Tribe program, head coach Tony Shaver has enjoyed great success and been inducted into the Hall of Fame at each school. In 2004, Shaver was inducted into the Hampden-Sydney College Hall of Fame after coaching the Tiger program to eight ODAC Championships, 11 NCAA Tournament appearances and two Final Fours. He had 358 career victories and a .747 winning percentage at Hampden-Sydney. On Nov. 11, 2005, Shaver was inducted into the Episcopal High School (Alexandria, Va.) Hall of Fame. He coached at the school for 10 seasons (1977-86), winning 73 percent of his games and two IAC championships. After the 1986 season, he was named the Virginia State Private School Coach of the Year and his team was ranked first in Northern Virginia by the *Alexandria Gazette*.

W&M PLAYERS IN THE PROS

Five former W&M players are currently playing professionally overseas, including three who graduated within the last three years. All five are playing in their country's top division of professional basketball.

TODD CAUTHORN

Sheffield Sharks (England - BBL)

Finished with four points and three rebounds in a 70-65 loss to the Worcester Wolves on Jan. 20 ... Ranks among the league leaders in blocked shots (sixth at 0.88 per game), free throw shooting (fifth at 83.3 percent) and 3-point shooting (seventh at 37 percent) ... Sharks are tied for second at 13-6 in the BBL Championship table ... Averaging 8.9 points and 3.8 rebounds per game for the Sheffield Sharks as of Jan. 16 ... Sharks will play in the BBL Trophy semifinals in Feb. ... In total, has played 11 years in Europe.

ZEB COPE

Entente Orleans 45 (France - LNB)

Tallied back-to-back 20-point efforts against Strasbourg on Jan. 6 and Gravelines-Dunkerque on Jan. 13 ... Orleans is tied for sixth in the LNA with 28 points and a 10-8 record ... Averaging 10.7 points and 5.3 rebounds per game, while shooting 43.8 percent from the field and 85 percent from the free throw line ... Helped Boncourt from the top division in Switzerland advance to the finals of the LNA Championship in 2005-06, after the team claimed the Swiss regular season crown with an 18-4 record ... Ranked fifth in the LNA with 9.8 rebounds per game last season.

ADAM HESS

Artland Dragons of Quackenbrueck (Germany - BBL)

Voted the starter at forward for the North squad in the Bundesliga All-Star Game, but forced to miss the game with an injury ... Leads the German Bundesliga in scoring at 19.2 points per game ... Shooting 48.3 percent from the field and 80.7 percent from the free throw line, while averaging 5.1 rebounds per game ... Ranks seventh in league in overall efficiency at 269 and 10th in efficiency per game at 14.9 ... Artland is sixth in the 18-team Bundesliga at 11-7 ... Scored 14 points in a 72-65 victory over EWE Baskets Oldenburg on Jan. 13 ... Played for the Phoenix Suns during the Toshiba Las Vegas Summer League, and averaged 18.2 minutes, 8.8 points, 2.6 rebounds and one assist, while shooting 64 percent from the field ... Played two seasons with BK Nymburk in the NBL, the top division in the Czech Republic, helping the team to back-to-back league titles ... Named to the Czech league's All-Imports list and second-team all-league after ranking fourth in the NBL in the value index ratings in 2005-06.

JIM MORAN

Gran Canaria (Spain - ACB)

Averaging 8.9 points and 3.0 rebounds per game, while shooting 40 percent from 3-point range and 78 percent from the free throw line for Gran Canaria ... Gran Canaria is 9-9 and tied for eighth in the 18-team ACB... Scored 11 points on a perfect 4-of-4 from the floor in a 102-85 loss to Tau Ceramica on Jan. 21 ... Helped Gran Canaria reach the ACB (top division) playoffs and finish the year fifth in the regular season with a 20-14 record in 2005-06 ... In his seventh season with the team, after starting 29 of the team's 34 regular season games in 2005-06, averaging 7.2 points and shooting 47 percent from 3-point range ... Has played six years in Spain.

SHERMAN RIVERS

BK Sadska (Czech Republic - NBL)

Averaging 12.6 points, 3.9 rebounds and 1.8 assists, all of which rank second on the team ... Finished with 13 points in a 110-92 loss to BK Synthesia Pardubice on Jan. 2 ... BK Sadska as it improved to 4-13 in the NBL ... Has a value index per game of 12.8 ... Averaged 13.8 points and 2.8 rebounds per game in his first season (2005-06) with BK Sadska.

Updated as of Jan. 22

GENERAL INFORMATION

NAME	The College of William & Mary
LOCATION	Williamsburg, Va.
FOUNDED	1693 (2nd oldest college in U.S.)
UNDERGRADUATE ENROLLMENT	5,700
NICKNAME	Tribe
COLORS	Green, Gold and Silver
ARENA (CAPACITY)	Kaplan Arena at William and Mary Hall (8,600)
AFFILIATION	NCAA Division I
CONFERENCE	Colonial Athletic Association
PRESIDENT	Gene R. Nichol
ALMA MATER	Oklahoma State, 1973
CHANCELLOR	Sandra Day O'Connor
ALMA MATER	Stanford, 1950
DIRECTOR OF ATHLETICS	Terry Driscoll
ALMA MATER	Boston College, 1969
SR. ASSOC. AD/SWA	Barbara Blosser
ALMA MATER	Ohio State, 1975
ATHLETICS DEPT. PHONE	(757) 221-3400
TICKET OFFICE PHONE	(757) 221-3340

MEN'S BASKETBALL INFORMATION

HEAD COACH	Tony Shaver
ALMA MATER	North Carolina, 1976
RECORD AT W&M	35-72 (Fourth Season)
CAREER RECORD	393-193 (21st Season)
ASSISTANT COACHES	Dee Vick (Hampden-Sydney, 1994) Antwon Jackson (Pikeville College, 1993) Ben Wilkins (North Carolina State, 2001)
2005-06 RECORD	8-20
CONFERENCE RECORD/FINISH	3-15/T10th
CAA TOURNAMENT RECORD	0-1 (.000)
STARTERS RETURNING/LOST	3/2
LETTERWINNERS RETURNING/LOST	10/5
FIRST YEAR OF BASKETBALL	1905-06
ALL-TIME RECORD	1044-1199 (.465)
NCAA TOURNAMENT APPEARANCES	None
NIT APPEARANCES	1 (1983)
LAST POSTSEASON OPPONENT	Virginia Tech (3/17/83), L 79-85

TEAM BIRTHDAYS

Laimis Kisielius	1/24/85
Head Coach Tony Shaver	1/28/54
Adam Payton	2/10/84
Steven Hess	3/3/87
Assistant Coach Dee Vick	5/10/71
Assistant Coach Antwon Jackson	5/14/68
David Schneider	5/18/87
Marcus Barnett	5/21/86
Nathan Mann	7/17/85
Assistant Coach Ben Wilkens	9/26/78
Chris Stratton	9/29/85
Kyle Carrabine	10/10/85
Peter Stein	10/20/86
Alex Smith	11/24/86
Chris Darnell	12/3/86
Danny Sumner	12/6/87
Adam Trumbower	12/10/84

NATIONAL POLLS

ESPN/USA TODAY COACHES POLL (JAN. 29)

1. Florida (26)	19-2	767	1
2. Wisconsin (4)	21-1	733	3
3. North Carolina (1)	19-2	724	4
4. Ohio State	18-3	668	5
5. UCLA	18-2	648	2
6. Kansas	18-3	595	8
7. Pittsburgh	19-3	579	9
8. Texas A&M	17-3	542	6
9. Oregon	19-2	525	7
10. Duke	18-3	480	10
11. Butler	19-2	469	11
12. Memphis	17-3	415	14
13. Nevada	19-2	404	15
14. Oklahoma State	18-3	381	16
15. Marquette	19-4	316	20
16. Air Force	19-3	301	13
17. Washington State	17-4	245	18
18. Virginia Tech	16-5	233	23
19. Notre Dame	17-4	147	21
20. Alabama	15-5	119	12
21. Clemson	18-4	116	17
22. Arizona	14-6	85	19
23. Texas	15-5	78	NR
24. Kentucky	16-5	68	25
T25. Indiana	15-5	62	24
T25. UNLV	18-4	62	NR

RECEIVING VOTES: Southern Illinois 54, Virginia Commonwealth 42, Vanderbilt 32, Georgetown 31, Stanford 28, USC 23, West Virginia 20, Michigan State 20, Boston College 12, Winthrop 10, New Mexico State 9, LSU 7, Brigham Young 6, George Washington 6, Texas Tech 4, Villanova 4, Maryland 3, Northern Iowa 2.

ASSOCIATED PRESS POLL (JAN. 29)

1. Florida (45)	19-2	1,773	1
2. Wisconsin (24)	21-1	1,734	2
3. North Carolina (3)	19-2	1,672	4
4. Ohio State	18-3	1,545	5
5. UCLA	18-2	1,482	3
6. Kansas	18-3	1,414	8
7. Pittsburgh	19-3	1,330	9
8. Duke	18-3	1,211	10
9. Oregon	19-2	1,209	7
10. Texas A&M	17-3	1,197	6
11. Memphis	17-3	1,086	11
12. Oklahoma State	18-3	1,023	13
13. Butler	19-2	933	14
14. Marquette	19-4	903	15
15. Nevada	19-2	766	18
16. Virginia Tech	16-5	608	24
17. Air Force	19-3	506	16
18. Washington State	17-4	483	20
19. Alabama	15-5	305	12
20. Arizona	14-6	282	17
21. Notre Dame	17-4	236	22
22. Texas	15-5	209	NR
23. Stanford	14-5	208	NR
24. Vanderbilt	15-6	200	NR
25. Clemson	18-4	188	19

RECEIVING VOTES: Indiana 141, Kentucky 106, Georgetown 105, Southern Illinois 101, Virginia Commonwealth 92, USC 67, UNLV 47, Michigan State 40, Texas Tech 37, Tennessee 21, George Washington 20, West Virginia 20, LSU 16, Maryland 14, New Mexico State 12, Georgia 11, Virginia 11, Villanova 8, Creighton 8, Louisville 7, Arkansas 6, Akron 5, Northern Iowa 2.

TRIBE ADDS PAIR OF SIGNEES FOR 2007-08

The William and Mary men's basketball program and head coach Tony Shaver announced the signing of two players, 6-9, 240-pound power forward Marcus Kitts (Holly Springs, N.C.) and 6-4, 190-pound guard Valeriu 'Vali' Lazarescu (Brossard, Quebec, Canada), to National Letters of Intent on Nov. 9. The duo will begin competition for the Tribe during the 2007-08 season.

"It is a great day for the College of William and Mary basketball program," Shaver said. "We are adding two quality young men in Marcus Kitts and Valeriu Lazarescu to our basketball family. Our main objective with our fourth recruiting class was to be highly selective and sign difference makers. We are confident we accomplished both those goals by signing Marcus and Vali. Both players are home runs for our program. They come from great family backgrounds and have what it takes to be impact players for our ball club."

MARCUS KITTS - F - 6-9 - 240 - HOLLY SPRINGS, N.C. (MIDDLE CREEK)

Kitts averaged 19 points and 12 rebounds as a junior. He scored 419 points in 2005-06, including a season-high 36 against Lee County on Jan. 3. Each of the last two seasons, Kitts earned All-Tri-Seven Conference honors. As a sophomore in 2004-05, he averaged 13.5 points, 7.0 rebounds and 2.2 blocks per game.

"Marcus was the easiest evaluation I have made in my 30 years of coaching," Shaver said. "The first time I saw Marcus, he scored more than 30 points and grabbed over 20 rebounds in a 4A basketball game in the Raleigh, N.C., area. I knew he was our guy, and we just had to find a way to sign him. Marcus is a very talented athlete who has yet to realize his potential. He has exceptional hands and a rare knack for rebounding the ball above the rim. The bigger the game and the better the competition, the better Marcus plays. He is fearless, and he welcomes challenges from opposing teams and players."

The power forward was a 2006 McDonald's All-American Nominee. He earned MVP honors at the 2006 North Carolina State Games Tournament. After receiving interest from UNC Wilmington, Iowa, West Virginia, Davidson and Tennessee, Kitts chose to play collegiate basketball for the Tribe. He spent the summer of 2006 adding muscle to his game, bulking up nearly 20 pounds. Kitts is known as an all-out player who will bang in the paint. He gets off the floor quickly and rebounds on the interior with a purpose.

VALERIU LAZARESCU - G - 6-4 - 190 - BROSSARD, QUEBEC (CHAMPLAIN ST. LAMBERT)

Lazarescu is an athletic player and a flat-out scorer. He plays for head coach John Dangelas, regarded as one of the top coaches in Canada, at the College of Champlain St. Lambert in Montreal, Quebec, which is known for producing Division I talent. Lazarescu chose the Tribe over American, Princeton, Evansville, Toledo and Boston University.

"I am so thankful Coach John Dangelas allowed us to get involved with Vali at such a late date in the recruiting process," Shaver said. "Vali is a big guard with tremendous athleticism. He is the winner of multiple Canadian dunk contests. He can finish in transition above the rim, shoot from the perimeter and rebound from the guard position."

This season, Lazarescu led Champlain to the Hagen title with a perfect 5-0 mark. He earned tournament MVP honors and led Cavaliers to a 97-39 win over Algonquin in the title game with a team-high 22 points. He has enjoyed an exceptional final season at Champlain, also averaging 20 points per game at the Prep Canada Challenge against top teams from Toronto and Ottawa. At the 2005-06 Canadian Colleges Athletic Association (CCAA) Nationals, Lazarescu helped his Champlain team to a bronze medal.

NUMERICAL ROSTER

No.	Name	Pos.	El./Cl.	Ht.	Wt.	Hometown/High School
00	Steven Hess	F/C	Fr./Fr.	6-10	225	Charlotte, N.C./Gaston Day School
2	David Schneider	G	Fr./Fr.	6-3	175	Phoenix, Ariz./Brophy Prep
3	Adam Trumbower	G	Sr./Sr.	6-3	190	Roanoke, Va./Cave Spring
4	Alex Smith	F	So./So.	6-5	250	Greenville, S.C./Oak Hill Academy (Va.)
11	Nathan Mann	G	Jr./Jr.	6-2	190	Overland Park, Kan./St. Thomas Aquinas
12	Marcus Barnett	G	Jr./Jr.	6-2	195	Hampton, Va./Phoebus
13	Laimis Kisielius	F	Jr./Jr.	6-8	210	Vilnius, Lithuania/Miller School (Va.)
15	Peter Stein	F	So./So.	6-9	225	Houston, Texas/Westbury Christian
20	Kyle Carrabine	G	Jr./Jr.	6-7	205	Naperville, Ill./Neuqua Valley
22	Danny Sumner	F	Fr./Fr.	6-7	190	Fairfax, Va./Paul VI
23	Chris Darnell	F	So./So.	6-8	210	Fredericksburg, Va./North Stafford
24	Adam Payton	G	5th/Sr.	6-3	195	Burlington, N.J./The Lawrenceville School
25	Chris Stratton	F	Jr./Jr.	6-6	205	Burke, Va./Lake Braddock
31	Matt McFadden	G	Fr./Fr.	6-2	175	Medford, N.J./Shawnee

ALPHABETICAL ROSTER

No.	Name	Pos.	El./Cl.	Ht.	Wt.	Hometown/High School
12	Marcus Barnett	G	Jr./Jr.	6-2	195	Hampton, Va./Phoebus
20	Kyle Carrabine	G	Jr./Jr.	6-7	205	Naperville, Ill./Neuqua Valley
23	Chris Darnell	F	So./So.	6-8	210	Fredericksburg, Va./North Stafford
00	Steven Hess	F/C	Fr./Fr.	6-10	225	Charlotte, N.C./Gaston Day School
13	Laimis Kisielius	F	Jr./Jr.	6-8	210	Vilnius, Lithuania/Miller School (Va.)
11	Nathan Mann	G	Jr./Jr.	6-2	190	Overland Park, Kan./St. Thomas Aquinas
31	Matt McFadden	G	Fr./Fr.	6-2	175	Medford, N.J./Shawnee
24	Adam Payton	G	5th/Sr.	6-3	195	Burlington, N.J./The Lawrenceville School
2	David Schneider	G	Fr./Fr.	6-3	175	Phoenix, Ariz./Brophy Prep
4	Alex Smith	F	So./So.	6-5	250	Greenville, S.C./Oak Hill Academy (Va.)
15	Peter Stein	F	So./So.	6-9	225	Houston, Texas/Westbury Christian
25	Chris Stratton	F	Jr./Jr.	6-6	205	Burke, Va./Lake Braddock
22	Danny Sumner	F	Fr./Fr.	6-7	190	Fairfax, Va./Paul VI
3	Adam Trumbower	G	Sr./Sr.	6-3	190	Roanoke, Va./Cave Spring

Head Coach

Tony Shaver (North Carolina, 1976), Fourth season

Assistant Coaches

Dee Vick (Hampden-Sydney, 1994), Fourth season

Antwon Jackson (Pikeville College, 1993), Second season

Ben Wilkins (N.C. State, 2001) First season

PRONUNCIATION GUIDE

Kyle Carrabine	CARE - uh - byne
Laimis Kisielius	LIE-muss kiss-ILL-ee-us
Peter Stein	STYNE
Adam Trumbower	TRUM - bow - er

ROSTER BREAKDOWN

BY POSITION

Guard: Marcus Barnett, Kyle Carrabine, Nathan Mann, Matt McFadden, Adam Payton, David Schneider, Adam Trumbower

Forward: Laimis Kisielius, Chris Darnell, Alex Smith, Peter Stein, Christ Stratton, Steven Hess, Danny Sumner

Center: Steven Hess

BY HEIGHT

6-10: Steven Hess

6-9: Peter Stein

6-8: Chris Darnell, Laimis Kisielius

6-7: Kyle Carrabine, Danny Sumner

6-6: Chris Stratton

6-5: Alex Smith

6-3: Adam Payton, Adam Trumbower, David Schneider

6-2: Marcus Barnett, Nathan Mann, Matt McFadden

BY CLASS

Seniors (2): Adam Payton, Adam Trumbower

Juniors (5): Marcus Barnett, Kyle Carrabine, Laimis Kisielius, Nathan Mann, Chris Stratton

Sophomores (3): Chris Darnell, Alex Smith, Peter Stein

Freshmen (4): Steven Hess, Matt McFadden, David Schneider, Danny Sumner

BY STATE

Arizona (1): David Schneider

Illinois (1): Kyle Carrabine

Kansas (1): Nathan Mann

New Jersey (2): Matt McFadden, Adam Payton

North Carolina (1): Steven Hess


South Carolina (1): Alex Smith

Texas (1): Peter Stein


Virginia (5): Marcus Barnett, Chris Darnell, Chris Stratton, Danny Sumner, Adam Trumbower

BY COUNTRY


Lithuania (1): Laimis Kisielius



TELEVISION/RADIO SPOT CHART




STEVEN HESS
FR. • 6-10 • 230
CHARLOTTE, N.C.




DAVID SCHNEIDER
FR. • 6-3 • 175
PHOENIX, ARIZ.




ADAM TRUMBOWER
SR. • 6-3 • 190
ROANOKE, VA.




ALEX SMITH
SO. • 6-5 • 250
GREENVILLE, S.C.




NATHAN MANN
JR. • 6-2 • 190
OVERLAND PARK, KAN.




MARCUS BARNETT
JR. • 6-2 • 195
HAMPTON, VA.




LAIMISKISIELIUS
JR. • 6-8 • 210
VILNIUS, LITHUANIA




PETER STEIN
SO. • 6-9 • 220
BELLAIRE, TEXAS




KYLE CARRABINE
JR. • 6-7 • 205
NAPERVILLE, ILL.




DANNY SUMNER
FR. • 6-7 • 190
FAIRFAX, VA.




CHRIS DARNELL
SO. • 6-8 • 210
FREDERICKSBURG, VA.




ADAM PAYTON
SR. • 6-3 • 195
BURLINGTON, N.J.



CHRIS STRATTON
JR. • 6-6 • 205
BURKE, VA.



MATT MCFADDEN
FR. • 6-2 • 175
MEDFORD, N.J.



TONY SHAVER
FOURTH SEASON AT W&M
31ST SEASON OVERALL

CAREER RECORD BOOK UPDATE

3-POINT FIELD GOALS

Player	Years	G	3FG
1. Matt Verkey	1993-96	106	218
2. Randy Bracy	1996-99	92	171
3. Greg Burzell	1987-89	82	150
4. Adam Hess	2002-04	75	144
5. Jim Moran	1998-2001	107	141
6. David Cox	1992-95	109	137
7. Mike Johnson	2000-02	79	129
8. Jimmy Apple	1988-91	86	124
9. Nathan Mann	2005-	79	121
10. B. Fitzgibbons	1996-97	54	119
11. Nick D'Antoni	2002-05	107	104
12. B. Connor	1990-93	102	88
13. Kurt Small	1992-95	108	86
14. Mit Winter	1998-01	109	75
T. Roberts	1990-93	111	75
16. Scotty Scott	1997, 99-00	65	69
17. T. Jennings	1995-98	71	66
18. Sean Duff	1991-94	85	64
19. Sherman Rivers	2000-03	113	59
20. Taylor Mokris	2003-06	107	58

3-POINT ATTEMPTS

Player	Years	G	3FGA
1. Matt Verkey	1993-96	106	583
2. Randy Bracy	1996-99	92	495
3. Adam Hess	2002-04	75	447
4. David Cox	1992-95	109	395
5. Jim Moran	1998-2001	107	376
6. Mike Johnson	2000-02	79	373
7. Greg Burzell	1987-89	82	358
8. Nathan Mann	2005-	79	353
Jimmy Apple	1988-91	86	341
10. Nick D'Antoni	2002-05	107	331
11. B. Fitzgibbons	1996-97	54	288
12. Kurt Small	1992-95	108	271

3-POINT PERCENTAGE

Player	Years	G	Pct
1. Greg Burzell	1987-89	82	.419
2. B. Fitzgibbons	1996-97	54	.413
3. Jim Moran	1998-01	107	.375
4. Matt Verkey	1993-96	106	.374
5. Mit Winter	1998-01	75	.366
6. Brendan Connor	1990-93	102	.364
Jimmy Apple	1988-91	86	.364
8. David Cox	1992-95	139	.347
9. Mike Johnson	2000-02	79	.346
10. Randy Bracy	1996-99	92	.345
11. Nathan Mann	2005-	79	.343

3-POINTERS PER GAME

(minimum 50 games)

Player	Years	G	Avg
1. B. Fitzgibbons	1996-97	54	2.20
2. Matt Verkey	1993-96	106	2.06
3. Adam Hess	2002-04	75	1.92
4. Randy Bracy	1996-99	92	1.86
5. Greg Burzell	1987-89	82	1.83
6. Mike Johnson	2000-02	79	1.63
7. Nathan Mann	2005-	79	1.53
8. Jimmy Apple	1988-91	86	1.44
9. Jim Moran	1998-01	107	1.32
10. David Cox	1992-95	137	1.26
11. Scotty Scott	1997, 99-00	65	1.06

ASSIST AVERAGE

(minimum 50 games)

Player	Years	G	Avg
1. Randy Bracy	1996-99	92	3.82
2. Scott Coval	1983-86	110	3.72
3. Brendan Connor	1990-93	102	3.51
4. John Lowenhaupt	1975-78	112	3.29
5. Nick D'Antoni	2002-05	107	3.17
6. Bill Barnes	1979-82	109	3.13
7. Mike Enoch	1975-78	110	3.13
8. Ron Satterthwaite	1974-77	106	3.12
9. David Cox	1992-95	109	3.08
10. Curtis Pride	1987-90	94	3.05
11. Matt O'Reilly	1987-90	106	2.80
12. George Spack	1972-73	52	2.77
13. Keith Cieplicki	1982-85	113	2.51
14. Scotty Scott	1997, 99-00	65	2.42
15. Sherman Rivers	2000-03	113	2.41
16. Adam Hess	2002-04	75	2.24
17. David Grabuloff	1996-98	76	2.17
18. Steve Seward	1972-73	53	2.17
19. Nathan Mann	2005-	78	2.14
20. Mike Arizin	1973-74	54	2.13
21. Jim Moran	1998-01	107	2.09

STEAL AVERAGE

(minimum 50 games)

Player	Years	G	Avg
1. Jim McDonough	1976-77	55	2.27
2. John Lowenhaupt	1976-78	84	1.90
3. Randy Bracy	1996-99	92	1.90
4. Bill Barnes	1979-82	109	1.90
5. Adam Payton	2006-	49*	1.61
6. Curtis Pride	1987-90	94	1.45
7. Mike Enoch	1976-78	83	1.45
8. Mike Strayhorn	1980-83	103	1.44
9. Jim Moran	1998-01	107	1.36
10. Kurt Small	1992-95	108	1.33
11. Scott Whitley	1978-81	101	1.27
12. Brendan Connor	1990-93	102	1.25
13. Adam Hess	2002-04	75	1.11
14. Rich Veres	1980-81	53	1.09
15. Sherman Rivers	2000-03	113	1.04
16. Matt Verkey	1993-96	106	1.00
17. Keith Cieplicki	1982-85	113	0.96
18. Ron Satterthwaite	1976-77	51	0.92
19. Todd Cauthorn	1990-93	105	0.88
20. Kevin Richardson	1982-85	113	0.88
Nathan Mann	2005-	78	0.76

*- Needs to play 50 games to qualify

ASSIST-TO-TURNOVER RATIO

Player	Years	G	A/T
1. John Lowenhaupt	1976-78	84	1.93
2. Scott Coval	1983-86	110	1.87
3. Keith Cieplicki	1982-85	113	1.43
4. Nick D'Antoni	2002-05	107	1.42
5. David Cox	1992-95	109	1.38
6. Mike Strayhorn	1980-83	103	1.35
7. Matt O'Reilly	1987-90	106	1.33
8. Nathan Mann	2005-	78	1.30
9. Cody Carbaugh	1999-02	97	1.28
10. Derrick Peters	1990-93	109	1.22
11. Tom Pfingst	1973-74	37	1.21

SINGLE SEASON RECORD BOOK UPDATE

FREE THROW PERCENTAGE

PLAYER	SEASON	FTM-FTA	Pct
1. Scott Coval	1986	111-121	.917
2. Dave Daugherty	1967	77-88	.875
3. Tony Traver	1983	111-127	.874
4. John Lowenhaupt	1978	114-132	.864
5. Tom Farrington	1960	75-87	.862
6. Keith Cieplicki	1983	131-153	.856
7. Adam Payton	2007	83-97	.856
8. Ron Panneton	1968	112-132	.848
9. Adam Hess	2003	114-135	.844
10. George Spack	1972	86-103	.835

SINGLE-SEASON 3-POINT FG PCT.

PLAYER	SEASONS	3PM-3PA	Pct.
1. Greg Burzell	1988	75-170	.441
2. Lamis Kisielius	2007	32-73	.438
3. Brendan Connor	1992	34-78	.436
4. Bobby Fitzgibbons	1996	57-131	.435
5. Jim Moran	1999	44-106	.415
6. Matt Verkey	1993	50-121	.413
7. Nathan Mann	2006	51-124	.411
8. Bobby Fitzgibbons	1997	62-157	.395
9. Matt Verkey	1994	63-164	.384
10. Jimmy Apple	1988	51-134	.381

TONY SHAVER

Head Coach • Fourth Season at W&M

William and Mary head coach Tony Shaver is in his fourth season at the helm of the Tribe men's basketball program and his 31st overall in coaching. Shaver has coached at the collegiate level for the last 19 years and was officially hired as the 31st head men's basketball coach in the history of the College on May 2, 2003.

The Green and Gold continue to make strides under the direction of Shaver. W&M started the 2005-06 season 4-1, marking the best start for a Tribe since opening the 1992-93 campaign with a 6-1 record. During that season, however, two of the team's first four wins were against non-Division I teams Virginia Wesleyan and Shenandoah, which means the 4-1 start for the 2005-06 squad was the first time in school history that the Tribe has opened a year with at least four wins in its first five games against current Division I opponents. Included in those four victories was a 70-60 win at Hampton, who went on to make the NCAA Tournament.

Prior to the start of the 2005-06 season, Shaver was inducted into the Episcopal High School Hall of Fame in a ceremony at the school on Nov. 11. He led EHS for 10 seasons from 1977-86. With his inception into the Episcopal Hall of Fame, Shaver has been inducted into the Hall of Fame at both of his head coaching stops prior to taking over the reigns at William and Mary. He was inducted into the Hampden-Sydney Hall of Fame in 2004.

In his second season at the helm, W&M immediately started the season on a high note, defeating Radford and Hartford to win the inaugural W&M Tip-Off Classic, the first regular season tournament title for the College since 1981. The Tribe defeated James Madison in the first round of the Colonial Athletic Association Tournament for W&M's first postseason win since 1997, and just the third in the last 20 years.

Shaver began his Tribe career with a 91-64 pounding of Liberty on Nov. 23, 2003. He also won his first ever Colonial Athletic Association contest, as the Tribe knocked off two-time defending league champion UNC Wilmington, 67-66, in overtime on Dec. 4, 2003. In the Tribe's first contest against a nationally ranked opponent under Shaver's direction, W&M performed well, leading No. 15 Pittsburgh by 10 points midway through the first half, before the Panthers, who attempted 28 more free throws than the Tribe, won 70-55.

There have been individual successes as well for the Green and Gold under Shaver's reign. 2004 graduate Adam Hess, currently playing professionally in Germany, became the first player in school history to lead the CAA in scoring. An outstanding student and athlete, Hess was named the CAA Male Scholar-Athlete of the Year (for all sports) and was a First-Team Academic All-American and all-conference selection as a senior. Current senior Corey Cofield was voted the 2004 CAA Rookie of the Year, leading all freshmen in the league in points, rebounds and field goal percentage. Cofield earned his second straight selection to the All-CAA third team in 2005, while current junior Iaimis Kisielius earned a spot on the CAA All-Rookie team in 2005.

Shaver came to W&M after coaching 17 seasons at Hampden-Sydney, compiling a record of 358-121 (.747). He turned the Tigers into a Division III national powerhouse, leading the men's basketball team to eight Old Dominion Athletic Conference titles, 12 20-win seasons and 11 NCAA Division III Tournament appearances. The winningest basketball coach in the program's history, he was named the ODAC and South Region Coach of the Year in 1995, 1999 and 2000, and was picked as the Virginia Sports Information Directors Division II-III Coach of the Year in



1997, 1999 and 2000.

In 2003, Shaver took the Tigers to the NCAA Division III Final Four, as his team finished with a record of 28-4, tied for the second-most wins in the program's history. In 1999, Shaver led H-SC to the national championship game, where the Tigers lost by one point in double-overtime to Wisconsin-Platteville. The team finished 29-3, setting a school record for most wins in a season.

Shaver also has a firm commitment to his players' success in the classroom. In 1999, one of his charges, Jack Jirak, was named the ODAC Scholar-Athlete of the Year and was also awarded the Gammon Cup as the top-student-athlete at the college. Two of Shaver's players, David Hobbs (1999) and Russell Turner (1992) earned Academic All-America honors. A number of his players have been named to the Academic All-ODAC squad, including six student-athletes in 1998.

Prior to taking over at Hampden-Sydney for the 1986-87 campaign, Shaver spent 10 years as the head boys' basketball coach at Episcopal High School in Alexandria, Virginia. He was named the Virginia State Private School Coach of the Year in 1986, and was twice picked as the Alexandria Coach of the Year, while winning 73 percent of his games.

A 1976 graduate of North Carolina, Shaver was a guard on the Tar Heel men's basketball team from 1972-75 under head coach Dean Smith. Originally a walk-on, he earned a scholarship his rookie season, when he was awarded the prestigious Butch Bennett Award, presented to the freshman who exemplifies determination, sportsmanship and sacrifice for the team. Shaver was voted the honoree by his teammates. During his four years in Chapel Hill, UNC went 95-26, including a pair of trips to the NCAA Tournament in 1975 and 1976. During the 1975 season, the Tarheels won the ACC Tournament and advanced to the Sweet 16. During the 1973 and 1974 season, North Carolina made the National Invitational Tournament.

A native of High Point, North Carolina, Shaver and his wife, Ann, are the parents of three sons: Christopher (25), a former standout pitcher on the Tribe's baseball team, who is currently pitching with the Chicago Cubs organization, Austin (22) and Jackson (15).

00

STEVEN HESS

Fr. - F/C - 6-10 - 225 (Charlotte, N.C./Gaston Day School)

- Had a two-handed dunk in the second-half against James Madison (1/31/07)
- Played a career-high 15 minutes off the bench at Old Dominion (1/24/07) and finished with two points, three rebounds, a blocked shot and two steals
- Registered his first career assist and tallied a career-best four points vs. UMBC (12/22/06)
- Equalled a career high in minutes played (11) while adding three points vs. North Florida (12/8/06)
- After missing most of the week prior to the Kansas State game due to illness, came off the bench to score three points, pull down three rebounds and block a shot in 11 minutes of action
- Saw action in the Tribe's exhibition victory over Barton College
- A three-year letterwinner at Gaston Day
- A McDonald's All-American nominee
- Garnered All-Southern Piedmont Athletic Association honors as a junior and senior
- Averaged 13.1 points and nine rebounds as a senior at Gaston Day
- Named Hardest Working Player during his senior season at Gaston Day
- As a junior at Gaston Day, helped his team reach the semifinals of the state tournament in North Carolina's largest independent-school classification

SINGLE-GAME HIGHS

POINTS
 Season 4 vs. UMBC (12/22/06)
 Career 4 vs. UMBC (12/22/06)

FIELD GOALS
 Season 1, seven times, most recently vs. James Madison (1/31/07)
 Career 1, seven times, most recently vs. James Madison (1/31/07)

FIELD GOAL ATTEMPTS
 Season 3 at Kansas State (11/11/06)
 Career 3 vs. Wagner (11/20/06)
 3 at Kansas State (11/11/06)
 3 vs. Wagner (11/20/06)

3-POINT FIELD GOALS
 Season None
 Career None

3-POINT FIELD GOAL ATTEMPTS
 Season None
 Career None

FREE THROWS
 Season 2 vs. Hampton (12/28/06)
 2 vs. UMBC (12/22/06)
 Career 2 vs. Hampton (12/28/06)
 2 vs. UMBC (12/22/06)

FREE THROW ATTEMPTS
 Season 4 vs. North Florida (12/8/06)
 4 at Kansas State (11/11/06)
 Career 4 vs. North Florida (12/8/06)
 4 at Kansas State (11/11/06)

REBOUNDS
 Season 3, three times, most recently at Old Dominion (1/24/07)
 Career 3, three times, most recently at Old Dominion (1/24/07)

ASSISTS
 Season 1 vs. Georgia State (1/27/07)
 1 vs. UMBC (12/22/06)
 Career 1 vs. Georgia State (1/27/07)
 1 vs. UMBC (12/22/06)

STEALS
 Season 2 at Old Dominion (1/24/07)
 Career 2 at Old Dominion (1/24/07)

BLOCKED SHOTS
 Season 1, four times, most recently vs. Georgia State (1/27/07)
 Career 1, four times, most recently vs. Georgia State (1/27/07)

MINUTES
 Season 15 at Old Dominion (1/24/07)
 Career 15 at Old Dominion (1/24/07)

HESS' 2006-07 GAME-BY-GAME STATISTICS

Date	Opp	Min	FG-A	Pct	3FG-A	Pct	FT-A	Pct	O-D	Tot	PF	A	TO	B	S	Pts
N11	at Kansas St.	11	1-3	.333	0-0	.000	1-4	.250	1-2	3	3	0	1	1	0	3
N20	Wagner	8	1-3	.333	0-0	.000	0-0	.000	0-3	3	2	0	1	1	0	2
N25	at Holy Cross															
N28	at Navy	6	1-1	1.000	0-0	.000	0-0	.000	0-0	0	1	0	0	0	0	2
D1	Jacksonville St.	6	0-1	.000	0-0	.000	0-1	.000	0-1	1	1	0	0	0	0	0
D2	Cornell	3	0-0	.000	0-0	.000	0-0	.000	0-0	0	0	0	0	0	0	0
D5	Towson	6	0-0	.000	0-0	.000	0-0	.000	0-1	1	1	0	0	0	0	0
D8	North Florida	11	1-2	.500	0-0	.000	1-4	.250	1-0	1	0	0	0	0	0	3
D22	UMBC	6	1-1	1.000	0-0	.000	2-2	1.000	0-0	0	2	1	0	0	0	4
D28	Hampton	7	0-0	.000	0-0	.000	2-2	1.000	1-1	2	1	0	2	0	0	2
D31	Richmond															
J3	at GMU															
J6	Northeastern															
J8	at Georgia St.	0+	0-0	.000	0-0	.000	0-0	.000	0-0	0	0	0	0	0	0	0
J10	VCU	1	0-0	.000	0-0	.000	0-0	.000	0-0	0	0	0	1	0	0	0
J13	at Delaware															
J17	GMU															
J20	at Hofstra	4	0-0	.000	0-0	.000	0-0	.000	0-0	0	0	0	0	0	0	0
J24	at ODU	15	1-2	.500	0-0	.000	0-0	.000	0-3	3	5	0	3	1	2	2
J27	Georgia State	3	0-0	.000	0-0	.000	0-0	.000	0-1	1	2	1	0	1	0	0
J29	at VCU															
J31	JMU	3	1-1	1.000	0-0	.000	0-0	.000	0-0	0	0	0	1	0	0	2
F3	UNCW															
F7	at JMU															
F10	at UNCW															
F14	Drexel															
F17	at Fairfield															
F21	at Drexel															
F24	ODU															

HESS' CAREER STATISTICS

Season	G-GS	Min-Avg	FG-A	Pct	3FG-A	Pct	FT-A	Pct	OR-DR	Reb-Avg	PF-FO	A	TO	Blk	St	Pts-Avg
2006-07	15-0	90-6.0	7-14	.500	0-0	.000	6-13	.462	3-12	15-1.1	18-1	2	9	4	2	20-1.3
Career	15-0	90-6.0	7-14	.500	0-0	.000	6-13	.462	3-12	15-1.1	18-1	2	9	4	2	20-1.3

HESS' CAA STATISTICS

Season	G-GS	Min-Avg	FG-A	Pct	3FG-A	Pct	FT-A	Pct	OR-DR	Reb-Avg	PF-FO	A	TO	Blk	St	Pts-Avg
2006-07	7-0	32-4.6	2-3	.667	0-0	.000	0-0	.000	0-5	5-0.8	8-1	1	5	2	2	4-0.6
Career	7-0	32-4.6	2-3	.667	0-0	.000	0-0	.000	0-5	5-0.8	8-1	1	5	2	2	4-0.6

SINGLE-GAME HIGHS

POINTS
 Season 18 vs. Towson (12/5/06)
 18 at Kansas State (11/11/06)
 Career 18 vs. Towson (12/5/06)
 18 at Kansas State (11/11/06)

FIELD GOALS
 Season 5 vs. Towson (12/5/06)
 5 at Kansas State (11/11/06)
 Career 5 vs. Towson (12/5/06)
 5 at Kansas State (11/11/06)

FIELD GOAL ATTEMPTS
 Season 14 at Kansas State (11/11/06)
 Career 14 at Kansas State (11/11/06)

3-POINT FIELD GOALS
 Season 4 vs. Northeastern (1/6/07)
 4 vs. Towson (12/5/06)
 Career 4 vs. Northeastern (1/6/07)
 4 vs. Towson (12/5/06)

3-POINT FIELD GOAL ATTEMPTS
 Season 9 at Kansas State (11/11/06)
 Career 9 at Kansas State (11/11/06)

FREE THROWS
 Season 6 at Hofstra (1/20/07)
 Career 6 at Hofstra (1/20/07)

FREE THROW ATTEMPTS
 Season 7 at Hofstra (1/20/07)
 7 at Kansas State (11/11/06)
 Career 7 at Hofstra (1/20/07)
 7 at Kansas State (11/11/06)

REBOUNDS
 Season 9 at Kansas State (11/11/06)
 Career 9 at Kansas State (11/11/06)

ASSISTS
 Season 7 at Kansas State (11/11/06)
 Career 7 at Kansas State (11/11/06)

STEALS
 Season 4 at Kansas State (11/11/06)
 Career 4 at Kansas State (11/11/06)

BLOCKED SHOTS
 Season None
 Career None

MINUTES
 Season 38 at Kansas State (11/11/06)
 Career 38 at Kansas State (11/11/06)

2

DAVID SCHNEIDER

Fr. - G - 6-3 - 175 (Phoenix, Ariz./Brophy Prep)

- Has dished out five or more assists in a game on five occasions, including two of the last three games
- Named CAA Rookie of the Week on two occasions (Nov. 13 and Jan. 8)
- Connected on a career-high tying four 3-point field goals, scoring 13 points and pulling down a team-high eight rebounds vs. Northeastern (1/6/07)
- Tallied 10 points to go along with four assists in his first career CAA road game at George Mason (1/3/07)
- After missing three games with an injury returned to the floor, coming off the bench to lead W&M with 18 points, including four 3-point field goals against Towson (12/5/06)
- Dished out six assists compared to only one turnover against Wagner (11/20/06)
- Led the Tribe in points (18), rebounds (9), assists (7), steals (4) and minutes played (38) against the Wildcats
- Turned in an impressive performance in the Tribe's exhibition victory over Barton College with 14 points on 5-of-7 shooting to go along with team-highs in assists (7), rebounds (8) and steals (8)
- His eight steals would have established a Kaplan Arena and W&M school-record
- Earned honorable mention 5A All-State honors at Brophy College Prep
- Father, Jeff Schneider, played basketball at Virginia Tech and was drafted by the Houston Rockets in the fifth round of the 1982 NBA Draft

SCHNEIDER'S 2006-07 GAME-BY-GAME STATISTICS

Date	Opp	Min	FG-A	Pct	3FG-A	Pct	FT-A	Pct	O-D	Tot	PF	A	TO	B	S	Pts
N11	• at Kansas St.	38	5-14	.357	3-9	.333	5-7	.714	1-8	9	4	7	5	0	4	18
N20	• Wagner	25	2-3	.667	1-2	.500	3-4	.750	0-2	2	3	6	1	0	1	8
N25	• at Holy Cross	29	1-7	.143	0-2	.000	2-4	.500	0-1	1	4	1	1	0	3	4
N28	at Navy															DNP
D1	Jacksonville St.															DNP
D2	Cornell															DNP
D5	Towson	28	5-9	.556	4-8	.500	2-3	.667	0-2	2	3	2	1	0	1	18
D8	• North Florida	31	2-5	.400	2-4	.500	4-4	1.000	1-2	3	1	5	2	0	2	10
D22	• UMBC	34	3-8	.375	3-6	.500	2-2	1.000	0-1	1	1	2	1	0	0	11
D28	• Hampton	29	1-5	.200	1-5	.200	3-6	.500	0-3	3	4	3	3	0	0	6
D31	• Richmond	32	3-7	.429	3-7	.429	0-1	.000	0-3	3	2	0	4	0	2	9
J3	• at GMU	36	3-8	.375	2-6	.333	2-2	1.000	1-1	2	3	4	3	0	1	10
J6	• Northeastern	31	4-9	.444	4-8	.500	1-2	.500	3-5	8	2	2	0	0	1	13
J8	• at Georgia St.	33	3-9	.333	1-6	.167	0-2	.000	1-5	6	2	4	2	0	2	7
J10	• VCU	35	3-7	.429	2-6	.333	2-5	.400	2-2	4	4	3	3	0	0	10
J13	• at Delaware	33	2-8	.250	1-5	.200	2-2	1.000	2-0	2	4	1	2	0	0	7
J17	• GMU	35	3-7	.429	2-5	.400	3-3	1.000	1-6	7	2	2	2	0	0	11
J20	• at Hofstra	32	0-7	.000	0-5	.000	6-7	.857	1-3	4	3	4	2	0	0	6
J24	• at ODU	27	3-7	.429	3-7	.429	0-0	.000	0-2	2	3	1	1	0	0	9
J27	• Georgia State	32	3-10	.300	2-8	.250	1-2	.500	0-4	4	0	5	1	0	1	9
J29	• at VCU	27	2-7	.286	1-4	.250	0-0	.000	2-0	2	3	1	3	0	2	5
J31	JMU	30	1-6	.143	0-5	.000	0-0	.000	0-2	2	0	6	1	0	2	2
F3	UNCW															
F7	at JMU															
F10	at UNCW															
F14	Drexel															
F17	at Fairfield															
F21	at Drexel															
F24	ODU															

• Games started

SCHNEIDER'S CAREER STATISTICS

Season	G-GS	Min-Avg	FG-A	Pct	3FG-A	Pct	FT-A	Pct	OR-DR	Reb-Avg	PF-FO	A	TO	Blk	St	Pts-Avg
2006-07	19-18	597-31.4	49-143	.343	35-110	.318	40-58	.690	15-52	67-3.5	48-0	59	38	0	22	173-9.1
Career	19-18	597-31.4	49-143	.343	35-110	.318	40-58	.690	15-52	67-3.5	48-0	59	38	0	22	173-9.1

SCHNEIDER'S CAA STATISTICS

Season	G-GS	Min-Avg	FG-A	Pct	3FG-A	Pct	FT-A	Pct	OR-DR	Reb-Avg	PF-FO	A	TO	Blk	St	Pts-Avg
2006-07	12-11	379-31.6	32-94	.254	22-73	.231	19-28	.679	13-32	45-3.8	29-0	35	21	0	10	107-8.9
Career	12-11	379-31.6	32-94	.254	22-73	.231	19-28	.679	13-32	45-3.8	29-0	35	21	0	10	107-8.9

3

ADAM TRUMBOWER

Sr. - G - 6-3 - 190 (Roanoke, Va./Cave Spring)

- Started his third game of the year and finished with eight points, three rebounds, two assists and three steals against Georgia State (1/27/07)
- Knocked down a career-high two 3-point field goals against Georgia State and at Old Dominion (1/24/07)
- In first start of the season vs. Cornell (12/2/06), had seven points and a career-high tying five assists
- Led the Tribe in points with a career-high 12 against Navy (11/28/06)
- Finished 8-of-9 from the free throw line, while also leading the Tribe in rebounds (6) and assists (4) against the Midshipmen
- Team Co-Captain with senior Adam Payton
- Earned scholarship for his senior season after playing his first three years at W&M as a walk on
- Tallied four points in the Tribe's season-opening win over Maine (11/18/05)
- Registered steals against Delaware (2/15/06), Georgia State (2/4/06) and at VCU (1/19/06)
- Became the first walk on to start a game since 1996-97
- Tallied a then career-high eight points and seven rebounds off the bench at Radford (11/24/03)
- Set a career high with five assists in start at Delaware (1/21/04)
- Played 25 minutes with six points, three rebounds and two assists against Liberty (11/23/03) in his first career game.

SINGLE-GAME HIGHS

POINTS
 Season 12 at Navy (11/28/06)
 Career 12 at Navy (11/28/06)

FIELD GOALS
 Season 2, five times, most recently vs. Georgia State (1/27/07)
 Career 3 vs. Campbell (12/30/03)
 3 at Radford (11/24/03)

FIELD GOAL ATTEMPTS
 Season 4 vs. Cornell (12/2/06)
 4 at Navy (11/28/06)
 Career 7 vs. Campbell (12/30/03)
 7 at Radford (11/24/03)

3-POINT FIELD GOALS
 Season 2 vs. Georgia State (1/27/07)
 2 at Old Dominion (1/24/07)
 Career 2, five times, most recently vs. Georgia State (1/27/07)

3-POINT FIELD GOAL ATTEMPTS
 Season 3 at Old Dominion (1/24/07)
 3 vs. Cornell (12/2/06)
 Career 6 at Radford (11/24/03)

FREE THROWS
 Season 8 at Navy (11/28/06)
 Career 8 at Navy (11/28/06)

FREE THROW ATTEMPTS
 Season 9 at Navy (11/28/06)
 Career 9 at Navy (11/28/06)

REBOUNDS
 Season 6 at Navy (11/28/06)
 Career 7 at Radford (11/24/03)

ASSISTS
 Season 5 vs. Cornell (12/2/06)
 Career 5 vs. Cornell (12/2/06)
 5 at Delaware (1/21/04)

STEALS
 Season 3 vs. Georgia State (1/27/07)
 3 vs. North Florida (12/8/06)
 Career 3 vs. Georgia State (1/27/07)
 3 vs. North Florida (12/8/06)

BLOCKED SHOTS
 Season None
 Career 1 vs. Drexel (2/2/05)
 1 at Towson (1/14/04)

MINUTES
 Season 27 vs. Cornell (12/2/06)
 Career 36 at Delaware (1/21/04)

TRUMBOWER'S 2006-07 GAME-BY-GAME STATISTICS

Date	Opp	Min	FG-A	Pct	3FG-A	Pct	FT-A	Pct	O-D	Tot	PF	A	TO	B	S	Pts
N11	at Kansas St.	2	0-0	.000	0-0	.000	0-0	.000	0-1	1	0	0	1	0	0	0
N20	Wagner	16	1-2	.500	0-1	.000	0-0	.000	0-1	1	2	1	1	0	0	2
N25	at Holy Cross	4	0-0	.000	0-0	.000	0-0	.000	0-1	1	1	1	0	0	0	0
N28	at Navy	25	2-4	.500	0-2	.000	8-9	.889	2-4	6	3	4	1	0	0	12
D1	Jacksonville St.	20	0-2	.000	0-1	.000	2-2	1.000	1-4	5	2	1	1	0	1	2
D2	* Cornell	27	2-4	.500	1-3	.333	2-2	1.000	0-2	2	3	5	1	0	0	7
D5	* Towson	20	0-2	.000	0-1	.000	2-2	1.000	1-3	4	2	3	1	0	0	2
D8	North Florida	15	1-3	.333	0-1	.000	0-0	.000	1-2	3	2	2	1	0	3	2
D22	UMBC	9	2-2	1.000	0-0	.000	2-2	1.000	0-0	0	0	0	1	0	0	6
D28	Hampton	11	0-1	.000	0-1	.000	1-2	.500	1-1	2	2	1	4	0	0	1
D31	Richmond	8	0-0	.000	0-0	.000	0-0	.000	0-0	0	1	1	1	0	0	0
J3	at GMU	4	0-0	.000	0-0	.000	0-0	.000	0-0	0	1	0	0	0	0	0
J6	Northeastern	9	0-1	.000	0-0	.000	0-0	.000	0-1	1	1	1	0	0	0	0
J8	at Georgia St.	9	0-1	.000	0-1	.000	0-0	.000	0-1	1	0	0	0	0	0	0
J10	VCU	1	0-0	.000	0-0	.000	0-0	.000	0-0	0	0	0	1	0	0	0
J13	at Delaware	12	0-1	.000	0-1	.000	0-0	.000	0-0	1	0	0	0	0	0	0
J17	GMU	7	0-0	.000	0-0	.000	0-0	.000	0-1	1	0	1	0	0	0	0
J20	at Hofstra	7	0-1	.000	0-0	.000	0-0	.000	0-1	1	1	0	0	0	0	0
J24	at ODU	14	2-3	.667	2-3	.667	0-0	.000	1-0	1	0	0	1	0	0	6
J27	* Georgia State	19	2-2	1.000	2-2	1.000	2-2	1.000	1-2	3	1	2	0	0	3	8
J29	* at VCU	13	0-3	.000	0-1	.000	0-0	.000	1-2	3	1	0	0	0	0	0
J31	JMU	12	1-2	.500	0-1	.000	0-0	.000	0-0	0	0	2	0	0	0	2
F3	UNCW															
F7	at JMU															
F10	at UNCW															
F14	Drexel															
F17	at Fairfield															
F21	at Drexel															
F24	ODU															

TRUMBOWER'S CAREER STATISTICS

Season	G-GS	Min-Avg	FG-A	Pct	3FG-A	Pct	FT-A	Pct	OR-DR	Reb-Avg	PF-FO	A	TO	Blk	St	Pts-Avg
2003-04	28-2	482-17.2	19-74	.257	9-55	.164	16-24	.667	14-28	42-1.5	32-0	36	28	1	5	63-2.3
2004-05	15-1	90-6.0	6-18	.333	3-10	.300	11-11	1.000	4-10	14-0.9	5-0	6	7	1	3	26-1.7
2005-06	21-0	106-5.0	2-18	.111	1-9	.111	7-9	.778	2-5	7-0.3	13-0	5	8	0	3	12-0.6
2006-07	22-4	264-12.0	13-34	.382	5-18	.278	19-21	.905	9-27	36-1.7	24-0	25	14	0	7	48-2.2
Career	86-7	947-11.0	40-142	.282	18-92	.196	53-65	.815	29-70	99-1.2	73-0	72	57	2	18	149-1.7

TRUMBOWER'S CAA STATISTICS

Season	G-GS	Min-Avg	FG-A	Pct	3FG-A	Pct	FT-A	Pct	OR-DR	Reb-Avg	PF-FO	A	TO	Blk	St	Pts-Avg
2003-04	18-2	278-15.4	6-35	.171	3-26	.115	7-11	.636	7-8	15-0.8	22-0	22	16	1	3	22-1.2
2004-05	8-1	58-7.3	4-10	.400	1-4	.250	8-8	1.000	2-5	7-0.9	4-0	4	4	1	1	17-2.1
2005-06	15-0	87-5.8	1-12	.083	1-7	.143	5-7	.714	1-5	6-0.4	9-0	5	7	0	3	8-0.5
2006-07	12-3	138-11.5	5-16	.313	4-9	.444	4-4	1.000	4-11	15-1.4	8-0	9	2	0	3	18-1.5
Career	53-6	550-10.4	16-73	.219	9-46	.196	24-30	.800	14-29	43-0.8	41-0	40	29	2	10	56-1.1

SINGLE-GAME HIGHS

POINTS
 Season 16 at Delaware (1/13/07)
 Career 16 at Delaware (1/13/07)

FIELD GOALS
 Season 5 at Delaware (1/13/07)
 Career 5 at Delaware (1/13/07)

FIELD GOAL ATTEMPTS
 Season 9 at Delaware (1/13/07)
 Career 9 at Delaware (1/13/07)

3-POINT FIELD GOALS
 Season 1 at Hofstra (1/20/07)
 1 at Georgia State (1/8/07)
 Career 1 at Hofstra (1/20/07)
 1 at Georgia State (1/8/07)

3-POINT FIELD GOAL ATTEMPTS
 Season 2 at Hofstra (1/20/07)
 Career 2 at Hofstra (1/20/07)

FREE THROWS
 Season 6 at Delaware (1/13/07)
 Career 6 at Delaware (1/13/07)

FREE THROW ATTEMPTS
 Season 6 at Delaware (1/13/07)
 Career 6 at Delaware (1/13/07)
 6 vs. Maine (11/18/05)

REBOUNDS
 Season 9 at Delaware (1/13/07)
 Career 9 at Delaware (1/13/07)

ASSISTS
 Season 1, seven times, most recently vs. James Madison (1/31/07)
 Career 1, 11 times, most recently vs. James Madison (1/31/07)

STEALS
 Season 2 at Navy (11/28/06)
 Career 2 at Navy (11/28/06)
 2 at Towson (12/3/05)

BLOCKED SHOTS
 Season 2 vs. Hampton (12/28/06)
 Career 3 vs. Maine (11/18/05)

MINUTES
 Season 24 at Delaware (1/13/07)
 Career 24 at Delaware (1/13/07)

4

ALEX SMITH

So. - F - 6-5 - 250 (Greenville, S.C./Oak Hill Academy (Va.))

- Scored seven or more points off the Tribe bench in eight of the last 14 games
- Led the Tribe bench in scoring on 10 occasions
- Despite only starting two game, has led the Tribe in rebounding on a team-high six different occasions
- Hit his second 3-pointer of the season at Hofstra on his way to eight points and a team-high six rebounds
- Turned a career effort at Delaware (1/13/07) with 16 points on 5-of-9 from the field and 6-of-6 from the free throw line, including a team-high nine rebounds
- Scored 12 points and pulled down a team high five rebounds in 23 minutes vs. VCU (1/10/07)
- Connected on first career 3-pointer from the top of the key at Georgia State (1/8/07)
- Came off the bench and scored 11 points on 4-of-5 shooting from the field to go along with four rebounds in the Tribe's win at George Mason (1/3/07)
- Had a trio of 3-point plays on the block vs. the Patriots
- Started his first game of the season vs. Jacksonville State (12/1/06)
- Scored a then career-high 10 points in his first career game against Maine (11/18/05)
- Played for national power Oak Hill Academy in 2004-05, which ended the season ranked No. 1 in the nation in the *USA Today* Super 25 Boys' Basketball Rankings and finished the season with a record of 34-2

SMITH'S 2006-07 GAME-BY-GAME STATISTICS

Date	Opp	Min	FG-A	Pct	3FG-A	Pct	FT-A	Pct	O-D	Tot	PF	A	TO	B	S	Pts
N11	at Kansas St.	13	1-4	.250	0-0	.000	0-0	.000	1-2	3	2	0	0	0	0	2
N20	Wagner	12	1-4	.250	0-0	.000	0-1	.000	1-4	5	3	0	0	1	0	2
N25	at Holy Cross	11	1-2	.500	0-0	.000	1-1	1.000	0-2	2	5	0	1	1	0	3
N28	at Navy	19	4-6	.667	0-1	.000	1-4	.250	2-2	4	2	1	2	0	2	9
D1	* Jacksonville St.	17	1-3	.333	0-0	.000	0-0	.000	2-1	3	0	0	2	0	0	2
D2	Cornell	16	3-6	.500	0-0	.000	0-2	.000	1-1	2	1	0	2	0	1	6
D5	* Towson	10	0-1	.000	0-0	.000	0-0	.000	0-2	2	0	0	0	0	0	0
D8	North Florida	9	1-2	.500	0-0	.000	1-2	.500	1-0	1	1	0	0	0	0	3
D22	UMBC	15	4-8	.500	0-0	.000	1-1	1.000	1-4	5	2	0	2	0	0	9
D28	Hampton	21	4-7	.571	0-1	.000	0-0	.000	1-2	3	3	1	1	2	0	8
D31	Richmond	20	4-5	.800	0-0	.000	4-5	.800	2-2	4	3	0	2	0	1	12
J3	at GMU	14	4-5	.800	0-0	.000	3-3	1.000	1-3	4	1	1	1	0	0	11
J6	Northeastern	15	1-2	.500	0-0	.000	2-2	1.000	0-1	1	3	1	1	0	0	4
J8	at Georgia St.	11	3-3	1.000	1-1	1.000	0-0	.000	0-1	1	4	0	2	0	0	7
J10	VCU	23	4-5	.800	0-0	.000	4-5	.800	3-2	5	3	0	2	0	0	12
J13	at Delaware	24	5-9	.556	0-1	.000	6-6	1.000	7-2	9	3	0	1	0	0	16
J17	GMU	2	0-0	.000	0-0	.000	0-0	.000	0-0	0	2	0	1	0	0	0
J20	at Hofstra	17	3-6	.500	1-2	.500	1-1	1.000	3-3	6	1	1	3	0	0	8
J24	at ODU	11	0-1	.000	0-0	.000	1-2	.500	0-3	3	0	0	1	0	0	1
J27	Georgia State	12	1-1	1.000	0-0	.000	1-2	.500	2-1	3	1	1	1	0	0	3
J29	at VCU	11	3-6	.500	0-0	.000	0-0	.000	2-1	3	0	0	0	0	0	6
J31	JMU	19	0-3	.000	0-0	.000	2-4	.500	4-2	6	2	1	0	0	1	2
F3	UNCW															
F7	at JMU															
F10	at UNCW															
F14	Drexel															
F17	at Fairfield															
F21	at Drexel															
F24	ODU															
	* Games started															

SMITH'S CAREER STATISTICS

Season	G-GS	Min-Avg	FG-A	Pct	3FG-A	Pct	FT-A	Pct	OR-DR	Reb-Avg	PF-FO	A	TO	Blk	St	Pts-Avg
2005-06	27-3	252-9.3	23-51	.451	0-1	.000	23-35	.657	16-40	56-2.1	25-1	4	21	6	5	69-2.6
2006-07	22-2	322-14.6	48-89	.539	2-6	.333	28-41	.683	34-41	75-3.4	42-1	7	23	4	5	126-5.7
Career	49-5	574-11.5	71-140	.507	2-7	.286	51-76	.671	46-79	131-2.7	67-2	11	44	10	10	195-4.0

SMITH'S CAA STATISTICS

Season	G-GS	Min-Avg	FG-A	Pct	3FG-A	Pct	FT-A	Pct	OR-DR	Reb-Avg	PF-FO	A	TO	Blk	St	Pts-Avg
2005-06	17-1	160-9.4	14-29	.483	0-1	.000	13-20	.650	10-27	37-2.2	17-1	2	11	2	3	41-2.4
2006-07	12-1	169-14.1	24-42	.571	2-4	.500	20-25	.800	22-21	43-3.6	20-0	5	13	0	1	70-5.8
Career	29-2	310-10.7	38-71	.535	2-5	.400	33-45	.733	32-48	80-2.8	37-1	7	24	2	4	111-3.8

11

NATHAN MANN

Jr. - G - 6-2 - 190 (Overland Park, Kan./St. Thomas Aquinas)

- Led W&M in scoring with a season-high 21 points on 8-of-11 shooting, including 5-of-6 from 3-point range against James Madison (1/31/07)
- The five 3-point field goals tied a career-high, marking the fifth time in his career he has connected on five treys in a game
- Has knocked down four, or more, 3-pointers on 11 occasions
- Shooting 51.9 percent (14-of-27) from 3-point range over the last six games
- Scored 13 points as he connected on 5-of-7 from the field and 3-of-5 from 3-point range vs. George Mason (1/16/07)
- Scored 11 of his team-high 14 points in the first half of the Tribe's win at George Mason (1/3/07), hitting on four 3-pointers for the second time this season
- Led W&M with 13 points and a career-high nine rebounds in the victory over North Florida (12/8/06)
- Connected on four 3-point field goals, finishing with a season-high 15 points against Cornell (12/2/06)
- Finished with 12 points on 5-of-9 from the floor, including a pair of 3-point field goals, to go along with team highs in rebounds (6) and assists (4) against Holy Cross (11/25/06)
- Notched his second career 20-plus point game with a season-high 21 at Georgia State (1/14/06), including five 3-point field goals
- Scored career-high 25 points, shooting 10-of-19 from the floor and 5-of-11 from the 3-point line in 41 minutes in double-overtime game against George Mason (2/12/05)

SINGLE-GAME HIGHS

POINTS
 Season 21 vs. James Madison (1/31/07)
 Career 25 vs. George Mason (2/12/05)

FIELD GOALS
 Season 8 vs. James Madison (1/31/07)
 Career 10 vs. George Mason (2/12/05)

FIELD GOAL ATTEMPTS
 Season 13 vs. Cornell (12/2/06)
 Career 19 vs. George Mason (2/12/05)

3-POINT FIELD GOALS
 Season 5 vs. James Madison (1/31/07)
 Career 5, five times, most recently vs. James Madison (1/31/07)

3-POINT FIELD GOAL ATTEMPTS
 Season 10 vs. Cornell (12/2/06)
 Career 11 vs. George Mason (2/12/05)

FREE THROWS
 Season 4 vs. North Florida (12/8/06)
 4 vs. Towson (12/5/06)
 Career 4, six times, most recently vs. North Florida (12/8/06)

FREE THROW ATTEMPTS
 Season 4 vs. North Florida (12/8/06)
 4 vs. Towson (12/5/06)
 Career 6 vs. Hampton (12/30/04)

REBOUNDS
 Season 9 vs. North Florida (12/8/06)
 Career 9 vs. North Florida (12/8/06)

ASSISTS
 Season 4, four times, most recently at Hofstra (1/20/07)
 Career 6 vs. Towson (1/26/05)

STEALS
 Season 2 vs. Northeastern (1/6/07)
 2 vs. Towson (12/5/06)
 Career 5 vs. Maine (11/18/05)
 5 vs. Longwood (12/1/04)

BLOCKED SHOTS
 Season 1 vs. Northeastern (1/6/07)
 1 vs. Wagner (11/20/06)
 Career 1, five times, most recently vs. Northeastern (1/6/07)

MINUTES
 Season 33 vs. James Madison (1/31/07)
 33 vs. VCU (1/10/07)
 Career 41 vs. George Mason (2/12/05)

MANN'S 2006-07 GAME-BY-GAME STATISTICS

Date	Opp	Min	FG-A	Pct	3FG-A	Pct	FT-A	Pct	O-D	Tot	PF	A	TO	B	S	Pts
N11	* at Kansas St.	20	2-6	.333	1-5	.200	0-0	.000	1-0	1	5	1	1	0	1	5
N20	* Wagner	23	0-6	.000	0-3	.000	0-0	.000	0-3	3	0	1	0	1	1	0
N25	* at Holy Cross	27	5-9	.556	2-5	.400	0-1	.000	0-6	6	3	4	0	0	0	12
N28	* at Navy	26	1-6	.167	1-6	.167	0-0	.000	0-2	2	2	3	2	0	0	3
D1	* Jacksonville St.	28	4-8	.500	0-3	.000	0-0	.000	0-5	5	2	2	4	0	1	8
D2	Cornell	29	5-13	.385	4-10	.400	1-2	.500	0-4	4	2	1	0	0	0	15
D5	* Towson	24	1-8	.125	0-6	.000	4-4	1.000	0-0	0	1	2	0	0	2	6
D8	* North Florida	29	4-11	.364	1-6	.167	4-4	1.000	1-8	9	2	3	1	0	0	13
D22	* UMBC	26	1-4	.250	0-2	.000	3-3	1.000	0-0	0	1	2	2	0	0	5
D28	* Hampton	30	4-8	.500	2-5	.400	2-2	1.000	2-1	3	2	1	3	0	1	12
D31	* Richmond	32	1-8	.125	0-2	.000	1-2	.500	1-7	8	1	4	1	0	0	3
J3	* at GMU	32	5-11	.455	4-9	.444	0-1	.000	0-0	0	1	1	1	0	0	14
J6	* Northeastern	29	1-6	.167	0-3	.000	0-0	.000	1-4	5	0	1	4	1	2	2
J8	* at Georgia St.	29	3-9	.333	1-6	.167	0-0	.000	1-5	6	0	4	1	0	1	7
J10	* VCU	33	4-7	.571	3-4	.750	3-3	1.000	1-4	5	4	2	2	0	1	14
J13	* at Delaware	25	1-8	.125	0-6	.000	0-0	.000	0-3	3	2	2	1	0	1	2
J17	* GMU	32	5-7	.714	3-5	.600	0-0	.000	0-4	4	2	1	0	0	1	13
J20	* at Hofstra	28	3-10	.300	3-8	.375	0-0	.000	0-0	0	5	4	2	0	0	9
J24	* at ODU	23	0-5	.000	0-2	.000	0-0	.000	0-3	3	0	3	1	0	0	0
J27	Georgia State	21	2-5	.400	1-4	.250	0-0	.000	1-0	1	2	1	1	0	1	5
J29	at VCU	27	2-2	1.000	2-2	1.000	0-0	.000	0-1	1	2	2	4	0	0	6
J31	JMU	33	8-11	.727	5-6	.833	0-0	.000	0-2	2	1	2	2	0	0	21
F3	UNCW															
F7	at JMU															
F10	at UNCW															
F14	Drexel															
F17	at Fairfield															
F21	at Drexel															
F24	ODU															

MANN'S CAREER STATISTICS

Season	G-GS	Min-Avg	FG-A	Pct	3FG-A	Pct	FT-A	Pct	OR-DR	Reb-Avg	PF-FO	A	TO	Blk	St	Pts-Avg
2004-05	29-18	696-24.0	82-226	.363	37-121	.306	25-36	.694	10-58	68-2.3	37-0	76	67	3	25	226-7.8
2005-06	28-7	611-21.8	72-196	.367	51-124	.411	23-30	.767	7-56	63-2.3	46-0	46	31	0	21	218-7.8
2006-07	22-19	606-27.5	62-169	.367	33-108	.306	18-22	.818	8-63	71-3.2	40-2	47	33	2	13	175-8.0
Career	79-54	1913-24.2	216-592	.365	121-353	.343	66-88	.750	25-177	202-2.6	124-2	169	131	5	59	619-7.8

MANN'S CAA STATISTICS

Season	G-GS	Min-Avg	FG-A	Pct	3FG-A	Pct	FT-A	Pct	OR-DR	Reb-Avg	PF-FO	A	TO	Blk	St	Pts-Avg
2004-05	18-11	460-25.6	54-150	.360	21-77	.273	16-22	.727	7-36	43-2.4	25-0	47	33	2	13	145-8.1
2005-06	18-3	365-20.3	45-124	.363	34-81	.420	16-22	.727	4-29	33-1.8	26-0	26	18	0	8	140-7.8
2006-07	12-10	336-28.0	35-89	.393	22-61	.361	7-8	.875	4-26	30-2.5	20-1	25	19	1	9	99-8.3
Career	48-24	1140-23.8	134-363	.369	77-219	.352	39-52	.750	15-91	106-2.2	71-1	99	70	3	30	384-8.0

12

MARCUS BARNETT

Jr. - G - 6-2 - 195 (Hampton, Va./Phoebus)

SINGLE-GAME HIGHS

POINTS	
Season	None
Career	None

FIELD GOALS	
Season	None
Career	None

FIELD GOAL ATTEMPTS	
Season	None
Career	None

3-POINT FIELD GOALS	
Season	None
Career	None

3-POINT FIELD GOAL ATTEMPTS	
Season	None
Career	None

FREE THROWS	
Season	None
Career	None

FREE THROW ATTEMPTS	
Season	1 vs. Wagner (11/20/06)
Career	1 vs. Wagner (11/20/06)

REBOUNDS	
Season	1 vs. Wagner (11/20/06)
Career	1 vs. Wagner (11/20/06)

ASSISTS	
Season	None
Career	None

STEALS	
Season	None
Career	None

BLOCKED SHOTS	
Season	1 vs. Wagner (11/20/06)
Career	1 vs. Wagner (11/20/06)

MINUTES	
Season	2 vs. Wagner (11/20/06)
Career	2 vs. Wagner (11/20/06)

- Saw the first action of his W&M career against Wagner (11/20/06) and finished with a rebound and a blocked shot
- Joined the Tribe as a walk-on prior to the 2006-07 season
- A three-year letterwinner as a point and shooting guard at Phoebus
- A 2004 Basketball Zooms Scholar-Athlete Award winner
- Was the Phoebus team captain in 2003-04
- Lived and grew up in Italy

BARNETT'S 2006-07 GAME-BY-GAME STATISTICS

Date	Opp	Min	FG-A	Pct	3FG-A	Pct	FT-A	Pct	O-D	Tot	PF	A	TO	B	S	Pts
N11	at Kansas St.						DNP									
N20	Wagner	2	0-0	.000	0-0	.000	0-1	.000	0-1	1	1	0	0	1	0	0
N25	at Holy Cross						DNP									
N28	at Navy						DNP									
D1	Jacksonville St.						DNP									
D2	Cornell						DNP									
D5	Towson						DNP									
D8	North Florida	1	0-0	.000	0-0	.000	0-0	.000	0-0	0	0	0	0	0	0	0
D22	UMBC						DNP									
D28	Hampton						DNP									
D31	Richmond						DNP									
J3	at GMU						DNP									
J6	Northeastern						DNP									
J8	at Georgia St.	0+	0-0	.000	0-0	.000	0-0	.000	0-0	0	0	0	1	0	0	0
J10	VCU						DNP									
J13	at Delaware						DNP									
J17	GMU						DNP									
J20	at Hofstra						DNP									
J24	at ODU						DNP									
J27	Georgia State	1	0-0	.000	0-0	.000	0-0	.000	0-0	0	0	0	1	0	0	0
J29	at VCU						DNP									
J31	JMU						DNP									
F3	UNCW															
F7	at JMU															
F10	at UNCW															
F14	Drexel															
F17	at Fairfield															
F21	at Drexel															
F24	ODU															

• Games started

BARNETT'S CAREER STATISTICS

Season	G-GS	Min-Avg	FG-A	Pct	3FG-A	Pct	FT-A	Pct	OR-DR	Reb-Avg	PF-FO	A	TO	Blk	St	Pts-Avg
2006-07	4-0	4-1.0	0-0	.000	0-0	.000	0-1	.000	0-1	1-0.3	1-0	0	2	1	0	0-0.0
Career	4-0	4-1.0	0-0	.000	0-0	.000	0-1	.000	0-1	1-0.3	1-0	0	2	1	0	0-0.0

BARNETT'S CAA STATISTICS

Season	G-GS	Min-Avg	FG-A	Pct	3FG-A	Pct	FT-A	Pct	OR-DR	Reb-Avg	PF-FO	A	TO	Blk	St	Pts-Avg
2006-07	2-0	1-0.5	0-0	.000	0-0	.000	0-0	.000	0-0	0-0.0	0-0	0	2	0	0	0-0.0
Career	2-0	1-0.5	0-0	.000	0-0	.000	0-0	.000	0-0	0-0.0	0-0	0	2	0	0	0-0.0

13

LAIMISKISIELIUS

Jr. - F - 6-8 - 210 (Vilnius, Lithuania/Miller School (Va.))

- Averaging 17.3 points per game of the College's last three games
- Has led W&M in scoring on nine occasions
- Ranks 18th in the CAA in scoring at 12.4 points per game and sixth in field goal percentage at 48.9 percent
- Averages 3.0 assists with an assist-to-turnover ratio of 1.33 in CAA play
- Scored a season-high 22 points on 8-of-17 from the field at VCU (1/29/07)
- Equalled a career-high with five assists to go along with a team-high 17 points vs. Georgia State (1/27/07)
- Tallied a team-high 17 points on 7-of-11 shooting against George Mason (1/16/07)
- Had an all-around game at George Mason (1/3/07), equalling a season-high with eight rebounds and tying a career-high with five assists
- Led W&M for the fourth time on the year with 19 points, including a career-high tying two block shots in a win over UMBC (12/22/06)
- Posted back-to-back 20-point games vs. Cornell (12/2/06) and Jacksonville State (12/1/06) to earn W&M Tip-Off Classic All-Tournament team honors
- Played for Lithuania in the Global Games over the summer and helped his squad to a silver medal in the tournament
- Had eight games of five or more rebounds, including a career-high nine at UMBC (12/17/05)
- CAA All-Rookie selection in 2004-05
- Tallied a career-high 23 points, along with five assists, at UNCW (2/9/04)

SINGLE-GAME HIGHS

POINTS	
Season	22 at VCU (1/29/07)
Career	23 at UNC Wilmington (2/9/05)
FIELD GOALS	
Season	8 at VCU (1/29/07)
	8 vs. Wagner (11/20/06)
Career	8 at VCU (1/29/07)
	8 vs. Wagner (11/20/06)
FIELD GOAL ATTEMPTS	
Season	13 at Hofstra (1/20/07)
Career	15 at UNC Wilmington (2/9/05)
3-POINT FIELD GOALS	
Season	3, four times, most recently vs. George Mason (1/16/07)
Career	3, six times, most recently vs. George Mason (1/16/07)
3-POINT FIELD GOAL ATTEMPTS	
Season	6 vs. Cornell (12/2/06)
Career	8 at UNC Wilmington (2/9/05)
FREE THROWS	
Season	9 vs. Jacksonville State (12/1/06)
Career	9 vs. Jacksonville State (12/1/06)
FREE THROW ATTEMPTS	
Season	12 vs. Hampton (12/28/06)
	12 vs. Jacksonville State (12/1/06)
Career	12 vs. Hampton (12/28/06)
	12 vs. Jacksonville State (12/1/06)
REBOUNDS	
Season	8 at George Mason (1/3/07)
	8 vs. Richmond (12/31/06)
Career	9 at UMBC (12/17/05)
ASSISTS	
Season	5 vs. Georgia State (1/27/07)
	5 at George Mason (1/3/07)
Career	5, four times, most recently vs. Georgia State (1/27/07)
STEALS	
Season	3 vs. Wagner (11/20/06)
Career	3 vs. Wagner (11/20/06)
BLOCKED SHOTS	
Season	2, three times, most recently vs. Richmond (12/31/06)
Career	2, four times, most recently vs. Richmond (12/31/06)
MINUTES	
Season	35, three times, most recently vs. George Mason (1/16/07)
Career	35, six times, most recently

KISIELIUS' 2006-07 GAME-BY-GAME STATISTICS

Date	Opp	Min	FG-A	Pct	3FG-A	Pct	FT-A	Pct	O-D	Tot	PF	A	TO	B	S	Pts
N11	at Kansas St.	35	5-7	.714	3-3	1.000	3-4	.750	1-1	2	3	2	3	0	1	16
N20	* Wagner	28	8-12	.667	2-4	.500	0-1	.000	0-2	2	4	1	3	0	3	18
N25	* at Holy Cross	30	4-10	.400	2-4	.500	0-0	.000	1-2	3	1	1	5	1	0	10
N28	* at Navy	26	2-3	.667	0-0	.000	4-5	.800	0-4	4	1	0	3	0	1	8
D1	* Jacksonville St.	31	5-6	.833	1-2	.500	9-12	.750	3-3	6	0	1	6	0	1	20
D2	Cornell	35	7-12	.583	3-6	.500	4-4	1.000	3-3	6	2	4	1	0	1	21
D5	* Towson	29	0-6	.000	0-3	.000	0-0	.000	0-0	0	0	4	1	0	0	0
D8	* North Florida	30	2-5	.400	0-2	.000	1-2	.500	2-0	2	1	3	1	2	1	5
D22	* UMBC	34	5-7	.714	2-3	.667	7-8	.875	2-1	3	1	2	2	2	1	19
D28	* Hampton	31	4-5	.800	2-2	1.000	8-12	.667	0-1	1	3	3	3	0	1	18
D31	* Richmond	30	4-6	.667	1-3	.333	2-4	.500	3-5	8	1	3	2	2	0	11
J3	* at GMU	29	2-7	.286	0-1	.000	5-6	.833	4-4	8	2	5	4	0	1	9
J6	* Northeastern	28	3-9	.333	1-5	.200	2-4	.500	1-1	2	2	2	2	1	1	9
J8	* at Georgia St.	26	4-9	.444	3-4	.750	1-2	.500	1-2	3	3	1	2	0	1	12
J10	* VCU	27	1-10	.100	1-6	.167	4-4	1.000	0-2	2	4	2	1	0	0	7
J13	* at Delaware	23	0-4	.000	0-1	.000	2-2	1.000	2-5	7	3	3	3	0	0	2
J17	* GMU	35	7-11	.636	3-5	.600	0-0	.000	2-4	6	5	4	1	0	0	17
J20	* at Hofstra	32	7-13	.538	1-2	.500	0-1	.000	1-5	6	4	2	1	0	1	15
J24	* at ODU	17	1-4	.250	1-3	.333	1-2	.500	0-1	1	3	3	4	0	0	4
J27	* Georgia State	31	7-11	.636	2-5	.400	1-2	.500	1-1	2	0	5	2	1	0	17
J29	* at VCU	31	8-17	.471	2-5	.400	4-4	1.000	1-3	4	2	3	4	0	0	22
J31	JMU	30	4-10	.400	2-4	.500	3-5	.600	2-2	4	2	2	2	1	1	13
F3	UNCW															
F7	at JMU															
F10	at UNCW															
F14	Drexel															
F17	at Fairfield															
F21	at Drexel															
F24	ODU															

KISIELIUS' CAREER STATISTICS

Season	G-GS	Min-Avg	FG-A	Pct	3FG-A	Pct	FT-A	Pct	OR-DR	Reb-Avg	PF-FO	A	TO	Blk	St	Pts-Avg
2004-05	28-20	710-25.4	78-203	.384	19-63	.302	69-90	.767	22-65	87-3.1	55-3	53	60	4	14	244-8.7
2005-06	28-25	634-22.6	68-198	.343	12-60	.200	51-68	.750	30-67	97-3.5	53-2	41	64	1	14	199-7.1
2006-07	22-21	648-29.5	90-184	.489	32-73	.438	61-84	.726	30-52	82-3.7	49-1	56	56	10	15	273-12.4
Career	78-66	1992-25.5	236-585	.403	63-196	.321	181-242	.748	82-184	266-3.4	158-6	150	180	15	43	716-9.2

KISIELIUS' CAA STATISTICS

Season	G-GS	Min-Avg	FG-A	Pct	3FG-A	Pct	FT-A	Pct	OR-DR	Reb-Avg	PF-FO	A	TO	Blk	St	Pts-Avg
2004-05	18-14	504-28.0	57-145	.393	13-36	.361	54-69	.783	17-46	63-3.5	35-1	36	39	4	4	181-10.1
2005-06	18-15	390-21.7	40-125	.320	6-36	.167	31-40	.775	18-27	45-2.5	37-2	25	38	1	9	117-6.5
2006-07	12-12	338-28.2	44-111	.396	16-44	.364	23-32	.719	15-30	45-3.8	30-1	36	27	3	5	127-10.6
Career	48-41	1234-25.7	141-381	.370	35-116	.302	108-141	.766	50-103	153-3.2	102-4	97	104	8	18	425-8.9

15

PETERSTEIN

So. - F - 6-9 - 225 (Houton, Texas/Westbury Christian)

SINGLE-GAME HIGHS

POINTS
 Season 12 vs. Georgia State (1/27/07)
 Career 16 vs. James Madison (1/28/06)

FIELD GOALS
 Season 4, three times, most recently vs. Georgia State (1/27/07)
 Career 6 vs. Campbell (11/26/05)

FIELD GOAL ATTEMPTS
 Season 8 vs. George Mason (1/16/07)
 Career 8 vs. George Mason (1/16/07)

3-POINT FIELD GOALS
 Season 2 vs. Georgia State (1/27/07)
 Career 2 vs. Georgia State (1/27/07)

3-POINT FIELD GOAL ATTEMPTS
 Season 2 at VCU (1/29/07)
 Career 2 vs. Georgia State (1/27/07)
 2 at VCU (1/29/07)
 2 vs. Georgia State (1/27/07)

FREE THROWS
 Season 4 vs. North Florida (12/8/06)
 Career 8 vs. James Madison (1/28/06)

FREE THROW ATTEMPTS
 Season 8 vs. North Florida (12/8/06)
 Career 11 vs. James Madison (1/28/06)

REBOUNDS
 Season 8 vs. Richmond (12/31/06)
 Career 8 vs. Richmond (12/31/06)

ASSISTS
 Season 4, three times, most recently at Georgia State (1/8/07)
 Career 4, three times, most recently at Georgia State (1/8/07)

STEALS
 Season 2 vs. North Florida (12/8/06)
 Career 2, three times, most recently vs. North Florida (12/8/06)

BLOCKED SHOTS
 Season 2 vs. James Madison (1/31/07)
 Career 2 vs. North Florida (12/8/06)
 2 vs. North Florida (12/8/06)
 2 at Old Dominion (2/9/06)

MINUTES
 Season 30 vs. Cornell (12/2/06)
 Career 30 vs. Cornell (12/2/06)

- Connected on four of his last five 3-point attempts over the last three games
- Scored a season-high 12 points, while connecting on two 3-point field goals against Georgia State (1/27/07)
- Led W&M in rebounding on a team-high six occasions
- Connected on 3-pointer for the second straight game at Georgia State (1/8/07) finishing with five points and team-highs in rebounds (7) and assists (4)
- Tallied nine points, including his first career 3-point field goal vs. Northeastern (1/6/07)
- Led the Tribe with a career-high eight rebounds in the College's victory over Richmond (12/31/06)
- Tallied his fourth career double-digit performance with 10 points against North Florida to go along with a career-high two blocked shots
- Played 28 minutes off the bench in the CAA opener against Towson and contributed a season-high six points, a team-high four rebounds and tied his career-high with four assists, while shooting 3-of-4 from the field
- Led the Tribe with six rebounds and four assists against Jacksonville State (12/1/06), both totals were career highs
- Started the Tribe's exhibition opening victory over Barton College, scoring seven points and pulling down two rebounds
- Had a career high 16 points on a perfect 4-of-4 from the field and 8-of-11 from the free throw line in an 86-68 victory over James Madison (1/28/06)
- Helped team win three Texas Private School state championships

STEIN'S 2006-07 GAME-BY-GAME STATISTICS

Date	Opp	Min	FG-A	Pct	3FG-A	Pct	FT-A	Pct	O-D	Tot	PF	A	TO	B	S	Pts
N11	• at Kansas St.	20	2-4	.500	0-0	.000	0-0	.000	3-3	6	4	2	2	0	0	4
N20	• Wagner	7	1-1	1.000	0-0	.000	0-0	.000	0-0	0	4	1	1	0	0	2
N25	at Holy Cross	18	1-1	1.000	0-0	.000	1-2	.500	0-0	0	2	0	4	0	0	3
N28	at Navy	13	2-2	1.000	0-0	.000	0-0	.000	1-1	2	0	0	1	0	0	4
D1	• Jacksonville St.	20	1-1	1.000	0-0	.000	0-2	.000	2-4	6	1	4	3	0	0	2
D2	• Cornell	30	1-1	1.000	0-0	.000	0-3	.000	3-1	4	2	2	2	1	0	2
D5	• Towson	28	3-4	.750	0-0	.000	0-1	.000	1-3	4	3	4	2	0	0	6
D8	• North Florida	23	3-4	.750	0-1	.000	4-8	.500	0-4	4	3	0	1	2	2	10
D22	• UMBC	19	2-5	.400	0-0	.000	0-0	.000	0-2	2	3	0	0	0	1	4
D28	• Hampton	20	2-3	.667	0-0	.000	3-3	1.000	2-1	3	4	1	3	0	0	7
D31	• Richmond	20	1-2	.500	0-1	.000	2-3	.667	4-4	8	2	1	1	0	0	4
J3	• at GMU	26	2-3	.667	0-0	.000	0-0	.000	1-2	3	4	1	0	0	0	4
J6	• Northeastern	24	4-7	.571	1-1	1.000	0-0	.000	0-3	3	1	0	2	0	1	9
J8	at Georgia St.	26	2-2	1.000	1-1	1.000	0-0	.000	1-6	7	2	4	2	0	0	5
J10	• VCU	13	0-2	.000	0-1	.000	0-0	.000	0-1	1	5	0	1	0	1	0
J13	• at Delaware	13	2-4	.600	0-0	.000	1-2	.500	0-2	2	2	0	1	0	1	5
J17	• GMU	28	4-8	.500	0-1	.000	0-0	.000	1-1	2	1	0	2	0	0	8
J20	• at Hofstra	20	3-5	.600	0-1	.000	0-0	.000	1-0	1	5	1	2	1	0	6
J24	• at ODU	14	1-3	.333	0-0	.000	0-0	.000	1-0	1	4	1	1	1	0	2
J27	• Georgia State	24	4-5	.800	2-2	1.000	2-2	1.000	1-3	4	3	0	0	1	1	12
J29	• at VCU	24	1-3	.333	1-2	.500	3-4	.750	1-2	3	2	2	1	0	0	6
J31	JMU	22	3-4	.750	1-1	1.000	0-0	.000	0-2	2	3	1	1	2	0	7
F3	UNCW															
F7	at JMU															
F10	at UNCW															
F14	Drexel															
F17	at Fairfield															
F21	at Drexel															
F24	ODU															
	• Games started															

STEIN'S CAREER STATISTICS

Season	G-GS	Min-Avg	FG-A	Pct	3FG-A	Pct	FT-A	Pct	OR-DR	Reb-Avg	PF-FO	A	TO	Blk	St	Pts-Avg
2005-06	25-3	371-14.8	41-71	.577	0-6	.000	19-32	.594	19-30	49-2.0	44-1	18	33	4	9	101-4.0
2006-07	22-19	452-20.5	45-74	.608	6-12	.500	16-30	.533	23-45	68-3.1	60-2	25	33	8	7	112-5.1
Career	47-22	823-17.5	86-145	.593	6-18	.333	35-62	.565	42-75	117-2.5	104-3	43	66	12	16	213-4.5

STEIN'S CAA STATISTICS

Season	G-GS	Min-Avg	FG-A	Pct	3FG-A	Pct	FT-A	Pct	OR-DR	Reb-Avg	PF-FO	A	TO	Blk	St	Pts-Avg
2005-06	17-1	270-15.9	28-51	.549	0-5	.000	18-30	.600	16-19	35-2.1	31-1	13	24	4	6	74-4.4
2006-07	12-11	252-21.0	29-50	.580	6-10	.600	6-9	.667	8-25	33-2.8	32-2	14	15	4	4	70-5.8
Career	29-12	532-18.3	57-101	.564	6-15	.400	24-39	.615	24-44	68-2.3	63-3	27	39	8	10	144-5.0

20

KYLE CARRABINE

Jr. - F - 6-7 - 205 (Naperville, Ill./Neuqua Valley)

- One of the Tribe's best threats from 3-point range, connecting on 32.7 percent in 13.2 minutes a game off the bench
- Played 19 minutes at Georgia State (1/8/07) and scored five straight points to answer a Panther run, including an NBA 3-pointer as the shot clock expired
- Gave W&M its first lead at George Mason (1/3/07) with a 3-pointer from the right wing midway through the first half
- Connected on a pair of 3-pointers during a two-minute span late in the first half to give the Tribe a halftime lead against Hampton (12/28/06)
- Came off the bench to tally career highs in rebounds (4) and steals (1) to go along with five points against UMBC (12/22/06)
- In his second career start vs. Towson (12/5/06), scored a career-high 10 points, while connecting on 3-of-6 from 3-point range
- Started his first career game against Jacksonville State (12/1/06) and finished with two points, two rebounds and an assist
- Notched then-career highs in minutes (18), points (9) and 3-point field goals made (3) against Navy (11/28/06)
- All three of his treys against Navy came in the first half to keep the Tribe within striking distance
- Knocked down his lone 3-point field goal on the season on his way to scoring a then career-high five points at Old Dominion (2/9/06)
- First career points came on a 3-pointer at No. 8 Kentucky (12/22/04)

SINGLE-GAME HIGHS

POINTS
 Season 10 vs. Towson (12/5/06)
 Career 10 vs. Towson (12/5/06)

FIELD GOALS
 Season 3 vs. Towson (12/5/06)
 3 at Navy (11/28/06)
 Career 3 vs. Towson (12/5/06)
 3 at Navy (11/28/06)

FIELD GOAL ATTEMPTS
 Season 7 at Old Dominion (1/24/07)
 7 at Navy (11/28/06)
 Career 7 at Old Dominion (1/24/07)
 7 at Navy (11/28/06)

3-POINT FIELD GOALS
 Season 3 vs. Towson (12/5/06)
 3 at Navy (11/28/06)
 Career 3 vs. Towson (12/5/06)
 3 at Navy (11/28/06)

3-POINT FIELD GOAL ATTEMPTS
 Season 7 at Navy (11/28/06)
 Career 7 at Navy (11/28/06)

FREE THROWS
 Season 2 vs. Wagner (11/20/06)
 Career 2 vs. Wagner (11/20/06)
 2 at Old Dominion (2/9/06)

FREE THROW ATTEMPTS
 Season 3 vs. Wagner (11/20/06)
 Career 3 vs. Wagner (11/20/06)
 3 at Old Dominion (2/9/06)

REBOUNDS
 Season 4 at George Mason (1/3/07)
 4 vs. UMBC (12/22/06)
 Career 4 at George Mason (1/3/07)
 4 vs. UMBC (12/22/06)

ASSISTS
 Season 2 vs. Northeastern (1/6/07)
 Career 2 vs. Northeastern (1/6/07)

STEALS
 Season 1, four times, most recently at Old Dominion (1/24/07)
 Career 1, seven times, most recently at Old Dominion (1/24/07)

BLOCKED SHOTS
 Season 1 vs. Northeastern (1/6/07)
 Career 1 vs. Northeastern (1/6/07)

MINUTES
 Season 21 at Delaware (1/13/07)
 Career 21 at Delaware (1/13/07)

CARRABINE'S 2006-07 GAME-BY-GAME STATISTICS

Date	Opp	Min	FG-A	Pct	3FG-A	Pct	FT-A	Pct	O-D	Tot	PF	A	TO	B	S	Pts
N11	at Kansas St.	3	0-0	.000	0-0	.000	0-0	.000	0-0	0	0	0	0	0	0	0
N20	Wagner	12	1-1	1.000	0-0	.000	2-3	.667	0-1	1	0	0	0	0	0	4
N25	at Holy Cross	2	0-0	.000	0-0	.000	0-0	.000	0-0	0	0	0	0	0	0	0
N28	at Navy	18	3-7	.429	3-7	.429	0-0	.000	0-0	0	0	0	1	0	0	9
D1	* Jacksonville St.	14	1-5	.200	0-3	.000	0-0	.000	0-2	2	0	1	0	0	0	2
D2	Cornell	13	2-3	.667	1-2	.500	0-0	.000	1-0	1	1	0	0	0	0	5
D5	* Towson	16	3-6	.500	3-6	.500	1-2	.500	0-0	2	2	0	0	0	0	10
D8	North Florida	10	2-3	.667	1-2	.500	0-0	.000	0-1	1	0	0	1	0	0	5
D22	UMBC	13	2-5	.400	1-3	.333	0-0	.000	0-4	4	1	0	0	0	1	5
D28	Hampton	15	2-4	.500	2-4	.500	0-0	.000	1-0	1	0	1	1	0	0	6
D31	Richmond	15	2-4	.500	2-4	.500	1-2	.500	1-1	2	1	0	1	0	0	7
J3	at GMU	17	2-3	.667	1-2	.500	0-0	.000	1-3	4	0	1	1	0	1	5
J6	Northeastern	18	2-3	.667	1-2	.500	1-2	.500	0-3	3	1	2	0	1	0	6
J8	at Georgia St.	19	2-4	.500	1-2	.500	0-0	.000	0-1	1	1	0	1	0	1	5
J10	VCU	12	0-1	.000	0-1	.000	0-0	.000	0-0	0	0	0	0	0	0	0
J13	at Delaware	21	2-6	.333	0-3	.000	1-2	.500	0-1	1	0	1	1	0	0	5
J17	GMU	15	1-6	.167	1-5	.200	0-1	.000	0-1	1	0	0	1	0	0	3
J20	at Hofstra	16	0-3	.000	0-2	.000	0-0	.000	1-2	3	2	1	1	0	0	0
J24	at ODU	19	1-7	.143	1-5	.200	1-2	.500	0-0	0	1	0	0	0	1	4
J27	Georgia State	7	0-1	.000	0-1	.000	0-0	.000	1-1	2	1	0	1	0	0	0
J29	at VCU	5	0-0	.000	0-0	.000	0-0	.000	0-1	1	0	1	1	0	0	0
J31	JMU	9	0-1	.000	0-1	.000	0-0	.000	0-2	2	0	0	0	0	0	0
F3	UNCW															
F7	at JMU															
F10	at UNCW															
F14	Drexel															
F17	at Fairfield															
F21	at Drexel															
F24	ODU															

CARRABINE'S CAREER STATISTICS

Season	G-GS	Min-Avg	FG-A	Pct	3FG-A	Pct	FT-A	Pct	OR-DR	Reb-Avg	PF-FO	A	TO	Blk	St	Pts-Avg
2004-05	15-0	75-5.0	6-16	.375	2-10	.200	1-2	.500	2-4	6-0.4	5-0	3	1	0	3	15-1.0
2005-06	8-0	30-3.8	3-11	.273	1-6	.167	2-3	.667	0-4	4-0.5	0-0	0	2	0	0	9-1.1
2006-07	22-2	290-13.2	28-73	.384	18-55	.327	7-14	.500	7-25	32-1.5	11-0	8	11	1	4	81-3.7
Career	45-2	394-8.8	37-100	.370	21-71	.296	10-19	.526	9-33	42-0.9	16-0	11	14	1	7	105-2.3

CARRABINE'S CAA STATISTICS

Season	G-GS	Min-Avg	FG-A	Pct	3FG-A	Pct	FT-A	Pct	OR-DR	Reb-Avg	PF-FO	A	TO	Blk	St	Pts-Avg
2004-05	9-0	52-5.8	4-9	.444	1-5	.200	1-2	.500	2-4	6-0.7	4-0	0	1	0	1	10-1.1
2005-06	7-0	23-3.3	3-8	.375	1-5	.200	2-3	.667	0-1	1-0.1	0-0	0	0	0	0	9-1.3
2006-07	12-1	174-14.5	13-41	.325	8-30	.267	4-9	.444	3-17	20-1.7	7-0	6	7	1	3	38-3.2
Career	28-1	249-8.9	20-58	.345	10-40	.250	7-14	.500	5-22	27-1.0	11-0	6	8	1	4	57-2.0

22

DANNY SUMNER

Fr. - F - 6-7 - 190 (Fairfax, Va./Paul VI)

SINGLE-GAME HIGHS

POINTS

Season 12 vs. Wagner (11/20/06)
 Career 12 vs. Wagner (11/20/06)

FIELD GOALS

Season 5 vs. Wagner (11/20/06)
 Career 5 vs. Wagner (11/20/06)

FIELD GOAL ATTEMPTS

Season 10 vs. Wagner (11/20/06)
 Career 10 vs. Wagner (11/20/06)

3-POINT FIELD GOALS

Season 2 vs. Wagner (11/20/06)
 Career 2 vs. Wagner (11/20/06)

3-POINT FIELD GOAL ATTEMPTS

Season 5 vs. Wagner (11/20/06)
 Career 5 vs. Wagner (11/20/06)

FREE THROWS

Season 2 at Delaware (1/13/07)
 Career 2 at Delaware (1/13/07)

FREE THROW ATTEMPTS

Season 6 vs. Jacksonville State (12/1/06)
 Career 6 vs. Jacksonville State (12/1/06)

REBOUNDS

Season 4 at Holy Cross (11/25/06)
 Career 4 at Holy Cross (11/25/06)

ASSISTS

Season 1, four times, most recently
 vs. Towson (12/5/06)
 Career 1, four times, most recently
 vs. Towson (12/5/06)

STEALS

Season 2 at VCU (1/29/07)
 Career 2 at VCU (1/29/07)

BLOCKED SHOTS

Season 1 vs. Jacksonville State (12/1/06)
 Career 1 vs. Jacksonville State (12/1/06)

MINUTES

Season 19 at Navy (11/28/06)
 Career 19 at Navy (11/28/06)

- Led the W&M bench in scoring with seven points on 3-of-4 shooting from the field to go along with a career-high two steals at VCU (1/29/07)
- Highlight reel two-handed dunk after driving the left baseline in the first half at Georgia State (1/8/07)
- Made first career start against Cornell (12/2/06)
- Scored his first collegiate points with 12 on 5-of-10 from the field against Wagner (11/20/06)
- Pulled down three rebounds, all offensive, against the Seahawks
- Played 12 minutes and finished with two points, three rebounds and a block against Barton College
- His two points against the Bulldogs came on a follow-up two-handed dunk
- Named to the *Washington Post* First-Team All-Metro squad as a senior
- Honored with the Ron Johnson Award as the Five Star Most Promising Guard Prospect
- A First-Team *D.C. Examiner* and WCACA All-Conference selection
- Named the Virginia Independent Schools State Player of the Year in 2006
- Averaged 19.3 points, 8.6 rebounds, 2.0 assists and 2.0 blocks per game as a senior at Paul VI Catholic
- A honorable mention *Washington Post* All-Metro pick as a junior
- First W&M player from Paul VI since David Cully, who graduated from W&M in 1996 as the College's all-time blocked shots leader (248)

SUMNER'S 2006-07 GAME-BY-GAME STATISTICS

Date	Opp	Min	FG-A	Pct	3FG-A	Pct	FT-A	Pct	O-D	Tot	PF	A	TO	B	S	Pts
N11	at Kansas St.	6	0-1	.000	0-1	.000	0-0	.000	0-0	0	1	1	1	0	0	0
N20	Wagner	16	5-10	.500	2-5	.400	0-0	.000	3-0	3	0	1	0	0	1	12
N25	at Holy Cross	14	1-4	.250	0-0	.000	0-1	.000	2-2	4	0	0	2	0	0	2
N28	at Navy	19	2-8	.250	0-3	.000	0-0	.000	1-0	1	0	1	1	0	1	4
D1	Jacksonville St.	10	0-4	.000	0-0	.000	0-6	.000	2-0	2	0	0	0	1	1	0
D2	*Cornell	10	1-4	.250	0-2	.000	0-0	.000	0-0	0	0	0	1	0	0	2
D5	Towson	3	0-2	.000	0-1	.000	0-0	.000	0-1	1	0	1	0	0	0	0
D8	North Florida	1	0-1	.000	0-1	.000	0-0	.000	0-0	0	0	0	0	0	0	0
D22	UMBC															DNP
D28	Hampton															DNP
D31	Richmond															DNP
J3	at GMU															DNP
J6	Northeastern															DNP
J8	at Georgia St.	3	1-1	1.000	0-0	.000	0-0	.000	0-0	0	0	0	0	0	0	2
J10	VCU	3	1-2	.500	0-1	.000	0-0	.000	0-0	0	0	0	0	0	0	2
J13	at Delaware	8	1-2	.500	0-0	.000	2-2	.500	0-0	0	2	0	2	0	0	4
J17	GMU															DNP
J20	at Hofstra	0+	0-0	.000	0-0	.000	0-0	.000	0-0	0	0	0	0	0	0	0
J24	at ODU															DNP
J27	Georgia State	8	0-1	.000	0-0	.000	0-0	.000	1-1	2	0	0	1	0	0	0
J29	at VCU	13	3-4	.750	0-1	.000	1-2	.500	1-1	2	1	0	0	0	2	7
J31	JMU	4	0-0	.000	0-0	.000	0-0	.000	0-0	0	0	0	0	0	0	0
F3	UNCW															
F7	at JMU															
F10	at UNCW															
F14	Drexel															
F17	at Fairfield															
F21	at Drexel															
F24	ODU															
F24	*Cornell															

* Games started

SUMNER'S CAREER STATISTICS

Season	G-GS	Min-Avg	FG-A	Pct	3FG-A	Pct	FT-A	Pct	OR-DR	Reb-Avg	PF-FO	A	TO	Blk	St	Pts-Avg
2006-07	15-1	118-7.9	15-44	.341	2-15	.133	3-11	.273	10-5	15-1.0	4-0	4	8	1	5	35-2.3
Career	15-1	118-7.9	15-44	.341	2-15	.133	3-11	.273	10-5	15-1.0	4-0	4	8	1	5	35-2.3

SUMNER'S CAA STATISTICS

Season	G-GS	Min-Avg	FG-A	Pct	3FG-A	Pct	FT-A	Pct	OR-DR	Reb-Avg	PF-FO	A	TO	Blk	St	Pts-Avg
2006-07	8-0	42-5.3	6-12	.500	0-3	.000	3-4	.750	2-3	5-0.6	2-0	1	3	0	2	15-1.9
Career	8-0	42-5.3	6-12	.500	0-3	.000	3-4	.750	2-3	5-0.6	2-0	1	3	0	2	15-1.9

23

CHRIS DARNELL

So. - F - 6-8 - 210 (Fredericksburg, Va./North Stafford)

- Equalled his career high with eight points against Georgia State (1/27/07), including a thunderous baseline dunk
- Played a career-high 26 minutes and pulled down four rebounds at Old Dominion (1/24/07)
- Had a career-high two blocked shots vs. Cornell (12/2/06)
- Started his first game of the season and second of his career at Navy (11/28/06)
- Turned in an all-around solid performance against Wagner (11/20/06) with seven points, five rebounds and a career-high three assists in 15 minutes off the bench
- Came off the bench in Tribe's exhibition win over Barton College, finishing with three points, three rebounds and two assists in 14 minutes of action
- Earned his first career start against Hofstra (2/20/06)
- In his first career game against Maine (11/18/05), knocked down a pair of 3-point field goals on his way to six points, four rebounds and two assists in 15 minutes
- Tallied a season-high eight points on 3-of-5 from the field to go along with a career-best seven rebounds against Delaware (2/15/06)
- Led the team in rebounding on three occasions, including back-to-back games with seven boards against Delaware (2/15/06) and four vs. Hofstra (2/20/06)
- Selected to the Virginia Group AAA All-State Second-Team by the *Associated Press*
- Set North Stafford High School's career scoring record with 1,464 points

SINGLE-GAME HIGHS

POINTS	
Season	8 vs. Georgia State (1/27/07)
Career	8 vs. Georgia State (1/27/07) 8 vs. Delaware (2/15/06)
FIELD GOALS	
Season	3 vs. Georgia State (1/27/07) 3 vs. Wagner (11/20/06)
Career	3, five times, most recently vs. Georgia State (1/27/07)
FIELD GOAL ATTEMPTS	
Season	5 at George Mason (1/3/07) 5 vs. Wagner (11/20/06)
Career	6 vs. Georgia State (2/4/06) 6 at UNC Wilmington (1/7/06)
3-POINT FIELD GOALS	
Season	1, three times, most recently vs. Georgia State (1/27/07)
Career	2 vs. Maine (11/18/05)
3-POINT FIELD GOAL ATTEMPTS	
Season	3 at George Mason (1/3/07)
Career	3 at George Mason (1/3/07) 3 at Towson (12/3/05)
FREE THROWS	
Season	2 at VCU (1/29/07) 2 vs. Towson (12/5/06)
Career	2, three times, most recently at VCU (1/29/07)
FREE THROW ATTEMPTS	
Season	2, six times, most recently at VCU (1/29/07)
Career	2, nine times, most recently at VCU (1/29/07)
REBOUNDS	
Season	5 vs. Wagner (11/20/06)
Career	7 vs. Delaware (2/15/06)
ASSISTS	
Season	3 vs. Cornell
Career	3 vs. Wagner (11/20/06) 3, four times, most recently vs. Cornell (12/2/06)
STEALS	
Season	1, three times, most recently vs. VCU (1/10/07)
Career	1, six times, most recently vs. VCU (1/10/07)
BLOCKED SHOTS	
Season	2 vs. Cornell (12/2/06)
Career	2 vs. Cornell (12/2/06)
MINUTES	
Season	26 at Old Dominion (1/24/07)
Career	26 at Old Dominion (1/24/07)

DARNELL'S 2006-07 GAME-BY-GAME STATISTICS

Date	Opp	Min	FG-A	Pct	3FG-A	Pct	FT-A	Pct	O-D	Tot	PF	A	TO	B	S	Pts
N11	at Kansas St.	9	1-2	.500	1-1	1.000	0-0	.000	0-3	3	1	1	1	0	0	3
N20	Wagner	15	3-5	.600	1-1	1.000	0-0	.000	3-2	5	1	3	1	0	0	7
N25	at Holy Cross	3	0-1	.000	0-0	.000	0-0	.000	0-0	0	0	0	0	0	0	0
N28	* at Navy	10	0-1	.000	0-0	.000	0-0	.000	0-2	2	1	1	2	1	0	0
D1	* Jacksonville St.	16	0-3	.000	0-0	.000	0-2	.000	0-5	5	2	1	3	0	0	0
D2	Cornell	17	1-2	.500	0-0	.000	1-1	1.000	0-1	1	2	3	2	2	1	3
D5	Towson	4	0-0	.000	0-0	.000	2-2	1.000	1-2	3	2	0	2	0	0	2
D8	North Florida	9	0-0	.000	0-0	.000	0-0	.000	0-0	0	1	0	1	0	1	0
D22	UMBC	12	0-0	.000	0-0	.000	0-0	.000	0-0	0	1	0	0	0	0	0
D28	Hampton	3	0-1	.000	0-0	.000	0-0	.000	0-0	0	0	0	0	0	0	0
D31	Richmond	10	1-3	.333	0-1	.000	0-2	.000	1-2	3	2	1	1	0	0	2
J3	at GMU	11	1-5	.200	0-3	.000	0-0	.000	1-3	4	2	1	0	0	0	2
J6	Northeastern	10	1-3	.333	0-1	.000	0-0	.000	2-1	3	0	0	1	0	0	2
J8	at Georgia St.	14	2-2	1.000	0-0	.000	1-2	.500	0-1	1	2	0	0	1	0	5
J10	VCU	9	0-1	.000	0-0	.000	0-0	.000	0-1	1	1	1	1	0	1	0
J13	at Delaware	8	1-2	.500	0-1	.000	0-0	.000	0-1	1	3	0	0	1	0	2
J17	GMU	1	0-0	.000	0-0	.000	0-0	.000	0-0	0	0	0	0	0	0	0
J20	at Hofstra	8	1-1	1.000	0-0	.000	0-0	.000	0-1	1	1	0	0	0	0	2
J24	at ODU	26	0-3	.000	0-1	.000	1-4	.250	0-4	4	0	1	0	1	0	1
J27	Georgia State	8	3-3	1.000	1-1	1.000	1-1	1.000	0-0	0	2	2	0	0	0	8
J29	at VCU	18	1-2	.500	0-1	.000	2-2	1.000	2-1	3	2	0	0	0	0	4
J31	JMU	6	0-0	.000	0-0	.000	0-0	.000	1-0	1	2	0	1	0	0	0
F3	UNCW															
F7	at JMU															
F10	at UNCW															
F14	Drexel															
F17	at Fairfield															
F21	at Drexel															
F24	ODU															

DARNELL'S CAREER STATISTICS

Season	G-GS	Min-Avg	FG-A	Pct	3FG-A	Pct	FT-A	Pct	OR-DR	Reb-Avg	PF-FO	A	TO	Blk	St	Pts-Avg
2005-06	21-1	237-11.3	23-60	.383	4-18	.222	5-8	.625	14-32	46-2.2	5-0	13	13	3	3	55-2.6
2006-07	22-2	227-10.3	16-40	.400	3-11	.273	8-16	.500	9-29	38-1.7	26-0	15	16	6	3	43-2.0
Career	43-3	464-10.8	39-100	.390	7-29	.241	13-24	.542	23-61	84-2.0	31-0	28	29	9	6	98-2.3

DARNELL'S CAA STATISTICS

Season	G-GS	Min-Avg	FG-A	Pct	3FG-A	Pct	FT-A	Pct	OR-DR	Reb-Avg	PF-FO	A	TO	Blk	St	Pts-Avg
2005-06	15-1	174-11.6	16-47	.340	2-13	.154	5-8	.625	12-23	35-2.3	3-0	9	10	3	3	39-2.6
2006-07	12-0	123-10.3	10-22	.455	1-8	.125	7-12	.583	7-15	22-1.8	15-0	5	5	3	1	28-2.3
Career	27-1	300-11.1	26-69	.377	3-21	.143	12-20	.600	19-38	57-2.1	18-0	14	15	6	4	67-2.5

SINGLE-GAME HIGHS

POINTS
 Season 26 vs. VCU (1/10/07)
 Career 26 vs. VCU (1/10/07)

FIELD GOALS
 Season 7, three times, most recently at Hofstra (1/20/07)
 Career 7, five times, most recently at Hofstra (1/20/07)

FIELD GOAL ATTEMPTS
 Season 16 vs. Towson (12/5/06)
 16 at Navy (11/28/06)
 Career 16 vs. Towson (12/5/06)
 16 at Navy (11/28/06)

3-POINT FIELD GOALS
 Season 2, three times, most recently vs. Georgia State (1/27/07)
 Career 3 at Drexel (2/23/06)

3-POINT FIELD GOAL ATTEMPTS
 Season 4, five times, most recently at Hofstra (1/20/07)
 Career 4, six times, most recently at Hofstra (1/20/07)

FREE THROWS
 Season 10 vs. VCU (1/10/07)
 Career 10 vs. VCU (1/10/07)

FREE THROW ATTEMPTS
 Season 11 vs. VCU (1/10/07)
 Career 11 vs. VCU (1/10/07)

REBOUNDS
 Season 9 at George Mason (1/3/07)
 Career 9 at George Mason (1/3/07)

ASSISTS
 Season 5 vs. George Mason (1/16/07)
 Career 8 vs. Campbell (11/26/05)

STEALS
 Season 4 at Hofstra (1/20/07)
 4 vs. VCU (1/10/07)
 Career 4, four times, most recently at Hofstra (1/20/07)

BLOCKED SHOTS
 Season 1 at Navy (11/28/06)
 Career 1, three times, most recently at Navy (11/28/06)

MINUTES
 Season 36 at Hofstra (1/20/07)
 36 at Holy Cross (11/25/06)
 Career 36 at Hofstra (1/20/07)
 36 at Holy Cross (11/25/06)

24

ADAMPAYTON

Sr. - G - 6-3 - 195 (Burlington, N.J./The Lawrenceville School)

- Leads W&M and ranks 15th in the CAA in scoring at 13.2 per game
- Scored in double digits 17 times and led W&M in scoring on nine occasions
- Averaging 15.2 points per game in CAA games, which ranks ninth in the league
- Over the Tribe's last nine games has averaged 15.4 points, while shooting 52.9 percent from the field
- Scored 16 of his 23 points in the second half at Hofstra and tied his career-high for the second time in four games with four steals
- Turned in a career game vs. VCU (1/10/07), leading all scorers with 26 points to go along with a career-high tying four steals
- Scored the final four points, all free throws, leading W&M to a 60-57 win over Northeastern with 15 points, including 8-of-9 from the free throw line
- Tallied 10 of his 12 points in the second half at George Mason (1/3/07), including the game clinching free throws
- Pulled down a career-high nine rebounds, including four offensive at GMU
- Earned W&M Tip-Off MVP honors with an exceptional performance over the final five minutes against Cornell (12/2/06) to lead the Tribe back from a 13-point deficit
- Team Co-Captain with senior Adam Trumbower
- Topped W&M in steals in 2005-06, ranking eighth in the CAA
- Had a career-high 20 points against Virginia Tech (12/27/05) on 7-of-9 shooting and a perfect 5-of-5 from the free throw line

PAYTON'S 2006-07 GAME-BY-GAME STATISTICS

Date	Opp	Min	FG-A	Pct	3FG-A	Pct	FT-A	Pct	O-D	Tot	PF	A	TO	B	S	Pts
N11	• at Kansas St.	29	2-8	.250	0-2	.000	1-1	1.000	1-2	3	1	2	3	0	0	5
N20	• Wagner	21	4-6	.667	1-3	.333	0-0	.000	1-7	8	1	2	1	0	2	9
N25	• at Holy Cross	36	5-14	.357	1-4	.250	4-5	.800	2-3	5	3	3	1	0	1	15
N28	• at Navy	28	5-16	.313	0-2	.000	2-2	1.000	3-0	3	3	1	2	1	2	12
D1	Jacksonville St.	26	6-10	.600	1-2	.500	5-6	.833	2-3	5	1	0	4	0	2	18
D2	• Cornell	34	1-5	.200	0-1	.000	8-10	.800	1-1	2	0	1	3	0	3	10
D5	Towson	28	7-16	.438	1-4	.250	1-2	.500	0-4	4	5	0	1	0	1	16
D8	• North Florida	26	4-10	.400	1-3	.333	1-1	1.000	1-2	3	1	0	3	0	3	10
D22	• UMBC	32	1-2	.500	1-1	1.000	4-4	1.000	0-4	4	1	4	1	0	0	7
D28	• Hampton	33	4-7	.571	2-2	1.000	2-2	1.000	1-1	2	2	2	4	0	1	12
D31	• Richmond	33	4-7	.571	1-2	.500	4-6	.667	1-3	4	1	2	3	0	1	13
J3	• at GMU	31	5-14	.357	0-2	.000	2-2	1.000	4-5	9	2	2	2	0	1	12
J6	• Northeastern	33	3-9	.333	1-2	.500	8-9	.889	0-2	2	1	2	1	0	2	15
J8	• at Georgia St.	28	3-8	.375	0-2	.000	1-1	1.000	2-2	4	0	1	4	0	1	7
J10	• VCU	35	7-13	.538	2-2	1.000	10-11	.909	3-2	5	2	2	5	0	4	26
J13	• at Delaware	33	8-14	.571	1-4	.250	2-4	.500	1-3	4	2	2	1	0	3	19
J17	• GMU	30	1-6	.167	0-4	.000	2-3	.667	1-2	3	2	5	3	0	0	4
J20	• at Hofstra	36	7-12	.583	1-4	.250	8-8	1.000	1-2	3	2	2	1	0	4	23
J24	• at ODU	34	5-9	.556	0-2	.000	5-5	1.000	2-4	6	3	0	2	0	2	15
J27	• Georgia State	32	5-6	.833	2-2	1.000	5-6	.833	1-0	1	1	1	3	0	1	17
J29	• at VCU	32	5-8	.625	0-1	.000	2-2	1.000	2-1	3	1	2	2	0	0	12
J31	JMU	32	5-11	.455	0-1	.000	6-7	.857	3-2	5	2	2	2	0	1	16
F3	UNCW															
F7	at JMU															
F10	at UNCW															
F14	Drexel															
F17	at Fairfield															
F21	at Drexel															
F24	ODU															

• Games started

PAYTON'S CAREER STATISTICS

Season	G-GS	Min-Avg	FG-A	Pct	3FG-A	Pct	FT-A	Pct	OR-DR	Reb-Avg	PF-FO	A	TO	Blk	St	Pts-Avg
2002-03†	23-0	179-7.8	10-28	.357	6-12	.500	3-12	.250	0-5	5-0.2	14-0	12	13	0	8	29-1.3
2003-04†	29-0	252-8.7	25-46	.543	5-12	.417	9-18	.500	0-21	21-0.7	14-0	22	25	1	8	64-2.2
2005-06	28-26	675-24.1	70-145	.483	14-30	.467	42-63	.667	23-48	71-2.5	41-1	50	53	1	45	196-7.0
2006-07	22-20	682-31.0	97-211	.460	16-52	.308	83-97	.856	33-55	88-4.0	37-1	38	52	1	35	293-13.3
Career	102-46	1778-17.4	202-430	.470	41-106	.387	137-190	.721	56-129	185-1.8	106-2	122	143	3	97	582-5.7

† at Vanderbilt

PAYTON'S CAA STATISTICS

Season	G-GS	Min-Avg	FG-A	Pct	3FG-A	Pct	FT-A	Pct	OR-DR	Reb-Avg	PF-FO	A	TO	Blk	St	Pts-Avg
2005-06	18-17	413-22.9	36-86	.419	8-20	.400	15-24	.625	14-26	40-2.2	28-1	28	33	0	24	95-5.3
2006-07	12-11	384-32.0	61-126	.484	8-30	.267	52-60	.867	20-29	49-4.1	18-0	21	27	0	20	182-15.2
Career	30-28	797-26.6	97-212	.458	16-50	.320	67-84	.798	34-55	89-3.0	46-1	49	60	0	44	287-9.6

25

CHRIS STRATTON

Jr. - F - 6-6 - 205 (Burke, Va./Lake Braddock)

- Capped the Tribe's 81-65 win over Georgia State (1/27/07) with a two-handed dunk
- Saw first action of the 2006-07 season against Wagner (11/20/06) and scored two points
- Walk on forward from Burke, Va.
- Appeared in nine games, averaging 0.3 points and 0.7 rebounds per game in 2005-06
- Notched a season-high two points in six minutes of action at Towson (12/3/05)
- Pulled down a season-high three rebounds in the season-opening victory over Maine (11/18/05)
- Played in 14 games and earned first career start against Hofstra (1/31/05) as a freshman
- Scored a career-high four points against Longwood (12/1/04)
- Pulled down four rebounds, including three offensive, at UNC Greensboro (12/20/04)

SINGLE-GAME HIGHS

POINTS	
Season	2 vs. Georgia State (1/27/07) 2 vs. Wagner (11/20/06)
Career	4 vs. Longwood (12/1/04)
FIELD GOALS	
Season	1 vs. Georgia State (1/27/07) 1 vs. Wagner (11/20/06)
Career	1, seven times, most recently vs. Georgia State (1/27/07)
FIELD GOAL ATTEMPTS	
Season	1 vs. Georgia State (1/27/07) 1 vs. Wagner (11/20/06)
Career	3 at UNC Greensboro (12/20/04)
3-POINT FIELD GOALS	
Season	None
Career	None
3-POINT FIELD GOAL ATTEMPTS	
Season	None
Career	1 at George Mason (1/29/05)
FREE THROWS	
Season	None
Career	2 vs. Longwood (12/1/04)
FREE THROW ATTEMPTS	
Season	1 vs. Wagner (11/20/06)
Career	2 vs. Hofstra (2/20/06)
REBOUNDS	
Season	None
Career	4 at UNC Greensboro (12/20/04)
ASSISTS	
Season	None
Career	1, three times, most recently at Old Dominion (2/9/06)
STEALS	
Season	None
Career	1, three times, most recently vs. Hofstra (2/20/06)
BLOCKED SHOTS	
Season	None
Career	1 vs. Hofstra (2/20/06)
MINUTES	
Season	2 vs. Georgia State (1/27/07) 2 vs. Wagner (11/20/06)

STRATTON'S 2006-07 GAME-BY-GAME STATISTICS

Date	Opp	Min	FG-A	Pct	3FG-A	Pct	FT-A	Pct	O-D	Tot	PF	A	TO	B	S	Pts
N11	at Kansas St.						DNP									
N20	Wagner	2	1-1	1.000	0-0	.000	0-0	.000	1-0	1	0	0	0	0	0	2
N25	at Holy Cross						DNP									
N28	at Navy						DNP									
D1	Jacksonville St.						DNP									
D2	Cornell						DNP									
D5	Towson						DNP									
D8	North Florida	1	0-0	.000	0-0	.000	0-0	.000	0-0	0	0	0	0	0	0	0
D22	UMBC						DNP									
D28	Hampton						DNP									
D31	Richmond						DNP									
J3	at GMU						DNP									
J6	Northeastern						DNP									
J8	at Georgia St.	0+	0-0	.000	0-0	.000	0-0	.000	0-0	0	0	0	0	0	0	0
J10	VCU						DNP									
J13	at Delaware						DNP									
J17	GMU						DNP									
J20	at Hofstra						DNP									
J24	at ODU						DNP									
J27	Georgia State	2	1-1	1.000	0-0	.000	0-0	.000	0-0	0	0	0	1	0	0	2
J29	at VCU						DNP									
J31	JMU						DNP									
F3	UNCW						DNP									
F7	at JMU						DNP									
F10	at UNCW						DNP									
F14	Drexel						DNP									
F17	at Fairfield						DNP									
F21	at Drexel						DNP									
F24	ODU						DNP									

STRATTON'S CAREER STATISTICS

Season	G-GS	Min-Avg	FG-A	Pct	3FG-A	Pct	FT-A	Pct	OR-DR	Reb-Avg	PF-FO	A	TO	Blk	St	Pts-Avg
2004-05	14-1	82-5.9	5-9	.556	0-1	.000	2-2	1.000	7-7	14-1.0	6-0	2	5	0	1	12-0.9
2005-06	9-0	24-2.7	1-3	.333	0-0	.000	1-2	.500	2-4	6-0.7	1-0	1	1	1	2	3-0.3
2006-07	4-0	5-1.3	2-2	1.000	0-0	.000	0-0	.000	1-0	1-0.3	0-0	0	1	0	0	4-1.0
Career	27-1	111-4.1	8-14	.571	0-1	.000	3-4	.750	10-11	21-0.8	7-0	3	7	1	3	19-0.7

STRATTON'S CAA STATISTICS

Season	G-GS	Min-Avg	FG-A	Pct	3FG-A	Pct	FT-A	Pct	OR-DR	Reb-Avg	PF-FO	A	TO	Blk	St	Pts-Avg
2004-05	7-1	51-7.3	2-3	.667	0-1	.000	0-0	.000	2-3	5-0.7	6-0	0	2	0	1	4-0.6
2005-06	8-0	18-2.3	1-2	.500	0-0	.000	1-2	.500	0-3	3-0.4	1-0	1	1	1	2	3-0.4
2006-07	2-0	2-1.0	1-1	1.000	0-0	.000	0-0	.000	0-0	0-0.0	0-0	0	1	0	0	2-1.0
Career	17-1	71-4.2	4-6	.667	0-1	.000	1-2	.500	2-6	8-0.5	7-0	1	4	1	3	9-0.5

THE LAST TIME...

TEAM

Played AP No. 1 team: at #1 Duke, L - 97-61, 12/30/91
 Defeated team ranked 2-10 by AP: vs. #2 North Carolina, 78-75, 12/7/77
 Defeated team ranked in the AP Top 25: vs. #2 North Carolina, 78-75, 12/7/77
 Defeated A.P. top 25 on the road: at #8 West Virginia, 89-76, 3/3/61

W&M INDIVIDUALS

Had a triple-double: not since 1986-87
 Had a double-double: Corey Cofield (19 pts., 11 rebs.) at Northeastern, 2/2/06
 Had 30-plus points and 10-plus rebounds: Jeff Cohen (49 pts., 31 rebs.) vs. Richmond, 2/25/61
 Four players in double figures: Adam Payton (26), Nathan Mann (14), Alex Smith (12) and David Schneider (10) vs. VCU, 1/10/07
 Five players in double figures: Brian Hutt (13), Corey Cofield (12), Calvin Baker (11), Laimis Kiselius (10) and Taylor Mokris (10) at James Madison 2/11/06
 Six players in double figures: Todd Cauthorn (17 pts.), Thomas Roberts (14), Brendan Connor, Matt Verkey (13 each), Sean Duff (12), and David Cully (11) vs. Shenandoah, 12/22/92
 Scored 30-39 points: Adam Hess (36) at Drexel, 2/7/04
 Scored 40-49 points: Jeff Cohen (49) vs. Richmond, 2/25/61
 Two or more players score 20-29 points in the same game: Nick D'Antoni (25) and Nathan Mann (25) vs. George Mason, 2/12/05
 Perfect at FT line (10 att.): Adam Hess (12-12) vs. VCU, 1/18/03
 Perfect beyond 3-point line (5 att.): Never
 Had 15-19 Rebounds: Adam Hess (15) at VCU, 2/25/02
 Had 10 or more assists: Nick D'Antoni (11) at George Mason, 1/31/04
 Had 6 or more steals: Adam Hess (6) at George Mason, 1/31/04
 Had 5 or more blocked shots: David Cully (10) vs. George Mason, 2/26/96

OPPONENT INDIVIDUALS

Had a triple-double: Michael Anderson (10 pts., 11 rebs., 10 assts.), Drexel, 11/30/85
 Had a double-double: Loren Stokes (30 pts, 15 reb.), Hofstra, 1/20/07
 Four players in double figures: Juwan James (13 pts.), Terrance Carter (12), Kyle Swanston (11) and JaQuan Bray (10), JMU, 1/31/07
 Five players in double figures: Jose Juan Barea (17 pts.), Shawn James, Adrian Martinez (13), Bennett Davis, Aaron Davis (11), Northeastern, 2/2/06
 Six players in double figures: Vic Hamilton (24), Jonathan Kerner (16), Deron Rippey (14), Tim Basham (11), Othello Meadows (11), and Tony Parham (11), East Carolina, 2/14/96
 Scored 30-39 points: Loren Stokes (30 pts.), Hofstra, 1/20/07
 Scored 40-49 points: Anton Gill (40 pts.), East Carolina, 1/19/94
 Two or more players score 20-29 points in the same game: Jamal

Schuler (24) and B.A. Walker (20), VCU, 1/29/07
 Perfect at FT line (10 att.): Bill Mayew (14-14), UNCW, 1/29/97
 Had 15-19 Rebounds: Loren Stokes (15 Rebs.), Hofstra, 1/20/07
 Had 10 or more assists: Brian Johnson (10), Delaware, 1/13/07
 Had 6 or more steals: Keith Simmons (7), Holy Cross, 11/25/06
 Had 5 or more blocked shots: Shawn James (8), Northeastern, 2/2/06

W&M FIELD GOAL SHOOTING

Shot 50 percent or better: .609 vs. Georgia State, 1/27/07
 Shot 60 percent or better: .609 vs. Georgia State, 1/27/07
 Shot 70 percent or better: .746 vs. Virginia Wesleyan, 2/1/84
 Made 30-39 field goals: 32 vs. Wagner, 11/20/06
 Made 40-49 field goals: 43 vs. George Mason, 2/27/95
 Made 50 or more field goals: not since 1986-87
 Attempted 60-69 field goals: 64 vs. Wagner, 11/20/06
 Attempted 70-79 field goals: 72 at Northeastern, 2/2/06
 Attempted 80-89 field goals: 84 vs. George Mason, 2/12/05
 Attempted 90 or more field goals: not since 1986-87

OPPONENT FIELD GOAL SHOOTING

Shot 50 percent or better: .548, VCU, 1/29/07
 Shot 60 percent or better: .614, Navy, 11/28/06
 Shot 70 percent or better: .705, Navy, 3/8/85
 Made 30-39 field goals: 34, VCU, 1/29/07
 Made 40-49 field goals: 40, George Mason, 2/27/95
 Made 50 or more field goals: not since 1986-87
 Attempted 60-69 field goals: 61, VCU, 1/29/07
 Attempted 70-79 field goals: 71, Old Dominion, 2/9/06
 Attempted 80-89 field goals: 80, Kansas State, 11/11/06
 Attempted 90 or more field goals: 94, George Mason, 2/27/95

W&M THREE-POINT SHOOTING

Shot 50 percent or better: .500 vs. UNC-Greensboro, 12/21/05
 Shot 60 percent or better: .750 vs. Old Dominion, 2/16/01
 Shot 70-79 percent: .750 vs. Old Dominion, 2/17/01
 Made 10-14 3-point field goals: 12 vs. Georgia State, 1/27/07
 Made 15 or more 3-pt. field goals: 16 vs. George Mason, 1/24/96
 Attempted 20-29 3-point field goals: 25 vs. Georgia State, 1/27/07
 Attempted 30-39 3-point field goals: 34 at Radford, 11/24/03

OPPONENT THREE-POINT SHOOTING

Shot 50 percent or better: .500 at VCU, 1/29/07
 Shot 60 percent or better: .643 at Navy, 11/28/06
 Shot 70-79 percent: .750 vs. Richmond, 11/30/88
 Shot 80 percent or better: .800 vs. Wake Forest, 2/4/91
 Made 10-14 3-point field goals: 12 at VCU, 1/29/07
 Made 15 or more 3-point field goals: 17 at VCU, 2/19/03
 Attempted 20-29 3-point field goals: 24, at VCU, 1/29/07
 Attempted 30-39 3-point field goals: 30 vs. Richmond, 12/31/06

THE LAST TIME...

W&M FREE THROW SHOOTING

Shot 80 percent or better: .857 (12-14) at VCU, 1/29/07
 Shot 90 percent or better: .955 (21-22) vs. UMBC, 12/22/06
 Shot 100 percent: 1.000 (13-13) at Drexel, 2/7/04
 Made 20-29 free throws: 27 vs. VCU, 1/10/07
 Made 30-39 free throws: 32 vs. Hartford, 11/19/04
 Made 40 or more free throws: not since 1964
 Attempted 10 or fewer free throws: 10 vs. George Mason, 1/16/07
 Attempted 30-39 free throws: 34 vs. VCU, 1/10/07
 Attempted 40-49 free throws: 41 vs. Hartford, 11/19/04
 Attempted 50-59 free throws: not since 1986-87
 Attempted 60 or more free throws: not since 1964

OPPONENT FREE THROW SHOOTING

Shot 80 percent or better: .867 (13-15) at ODU, 1/24/07
 Shot 90 percent or better: .917 (11-12) vs. Northeastern, 1/6/07
 Shot 100 percent: 1.000 at George Mason, 1/26/06
 Made 20-29 free throws: 31 vs. VCU, 1/10/07
 Made 30-39 free throws: 31 vs. VCU, 1/10/07
 Made 40 or more free throws: not since 1964
 Attempted 10 or fewer free throws: 8 vs. North Florida, 12/8/06
 Attempted 30-39 free throws: 37 vs. VCU, 1/10/07
 Attempted 40-49 free throws: 42 at George Mason, 1/3/02
 Attempted 50-59 free throws: not since 1986-87
 Attempted 60 or more free throws: not since 1964

W&M SCORING

Scored 80 or more points: 81 vs. Georgia State, 1/27/07
 Scored 90 or more points: 90 vs. Georgia State, 2/4/06
 Scored 100 or more points: 101 vs. Elon, 12/22/98
 Scored 110 or more points: 116 vs. George Mason, 2/27/94

OPPONENT SCORING

Scored 80 or more points: 88 vs. VCU, 1/10/07
 Scored 90 or more points: 90 at VCU, 1/29/07
 Scored 100 or more points: 104 vs. George Mason, 2/12/05
 Scored 110 or more points: 127 at Virginia Tech, 1/29/73

W&M REBOUNDING

Had 40 or more rebounds: 40 vs. Richmond, 12/31/06
 Had 50 or more rebounds: 51 vs. Maine, 11/18/06
 Had 60 or more rebounds: 67 vs. Marymount, 11/29/95

OPPONENT REBOUNDING

Had 40 or more rebounds: 40 at Old Dominion, 1/24/07
 Had 50 or more rebounds: 59 at Kansas State, 11/11/06
 Had 60 or more rebounds: 60 at VMI, 2/10/65

W&M ASSISTS

Had 20 or more assists: 25 vs. Georgia State, 2/4/06
 Had 30 or more assists: 33 vs. George Mason, 2/27/95

OPPONENT ASSISTS

Had 20 or more assists: 20 at Navy, 11/28/06
 Had 30 or more assists: not since 1964

W&M BLOCKED SHOTS

Had 10 or more blocked shots: 17 vs. George Mason, 2/26/96

OPPONENT BLOCKED SHOTS

Had 10 or more blocked shots: 13 vs. Drexel, 1/5/06

W&M STEALS

Had 10 or more steals: 12 vs. North Florida, 12/8/06
 Had 15 or more steals: 19 at Virginia Tech, 12/23/03

OPPONENT STEALS

Had 10 or more steals: 11 vs. Hampton, 12/28/06
 Had 15 or more steals: 19 at Towson, 12/3/05

MISCELLANEOUS

Two W&M PLAYERS HAD A DOUBLE-DOUBLE IN THE SAME GAME:

Adam Hess (23 pts., 10 rebs.) and Zeb Cope (11 pts., 11 rebs.) vs. Towson, 3/5/04

W&M PLAYER LED THE TEAM IN POINTS, REBOUNDS AND ASSISTS IN THE SAME GAME:

Laimis Kisielius (22 points, 4 rebounds, 3 assists) at VCU, 1/29/07

W&M PLAYED 2OT:

vs. George Mason, 2/12/05 (L, 104-99)

W&M PLAYED 3OT:

vs. Virginia Tech, 1/21/81 (W 48-46)

W&M PLAYED 4OT:

Never

W&M SHOT 70 PERCENT FROM THE FLOOR IN A HALF:

.739 (2nd Half) vs. Georgia State, 2/4/06

W&M SHOT 60 PERCENT FROM THE FLOOR IN A HALF:

.625 (15-of-24) (2nd half) vs. Georgia State, 1/27/07

W&M Shot less than 30 percent from the floor in a half:

.231 (6-of-26) (2nd Half) at Old Dominion, 1/24/07

W&M OVERCAME A DEFICIT IN THE FINAL FIVE MINUTES TO WIN A GAME:

Overcame 59-46 deficit to win 73-68 in OT vs. Cornell, 12/2/06

W&M OVERCAME A HALFTIME DEFICIT IN TWO CONSECUTIVE GAMES:

Overcame 33-31 deficit to win 67-63 (George Mason, A, 1/3/07)
 Overcame 27-26 deficit to win 60-57 (Northeastern, H, 1/6/07)

2006-07 William and Mary Basketball
William and Mary Season Schedule/Results & Leaders (as of Jan 31, 2007)
All games

RECORD:	OVERALL	HOME	AWAY	NEUTRAL
ALL GAMES.....	(12-10)	(10-3)	(2-7)	(0-0)
CONFERENCE.....	(5-7)	(3-3)	(2-4)	(0-0)
NON-CONFERENCE.....	(7-3)	(7-0)	(0-3)	(0-0)

DATE	TIME	OPPONENT	SCORE	ATTEND	HIGH POINTS	HIGH REBOUNDS
11/11/06	1:00 PM	at Kansas State	60-70 L	11390	(18)Schneider, David	(9)Schneider, David
11/20/06	7:00 PM	WAGNER	W 77-53	3197	(18)Kisielius, Laimis	(8)Payton, Adam
11/25/06	2:00 PM	at Holy Cross	57-66 L	2103	(15)Payton, Adam	(6)Mann, Nathan (6)Cofield, Corey
11/28/06	7:00 pm	at Navy	63-79 L	1285	(12)Trumbower, Adam (12)Payton, Adam	(6)Trumbower, Adam
12/01/06	8:30 PM	JACKSONVILLE STATE	W 59-56	2684	(20)Kisielius, Laimis	(6)Kisielius, Laimis (6)Stein, Peter
12/02/06	8:30 PM	CORNELL	WOT 73-68	2118	(21)Kisielius, Laimis	(6)Kisielius, Laimis
12/05/06	8:07 PM	* TOWSON	60-73 L	2073	(18)Schneider, David	(4)Trumbower, Adam (4)Stein, Peter (4)Payton, Adam
12/08/06	7:00 PM	NORTH FLORIDA	W 61-44	2135	(13)Mann, Nathan	(9)Mann, Nathan
12/22/06	7:00 PM	UMBC	W 70-58	1421	(19)Kisielius, Laimis	(5)Smith, Alex
12/28/06	7:00 PM	HAMPTON	W 72-67	2107	(18)Kisielius, Laimis	(3)Smith, Alex (3)Schneider, David (3)Mann, Nathan
12/31/06	2:00 PM	RICHMOND	W 61-53	1922	(13)Payton, Adam	(8)Mann, Nathan (8)Stein, Peter (8)Kisielius, Laimis
1/3/07	7:00 PM	* at George Mason	W 67-63	4409	(14)Mann, Nathan	(9)Payton, Adam
1/6/07	12:06 PM	* NORTHEASTERN	W 60-57	1764	(15)Payton, Adam	(8)Schneider, David
1/8/07	6:00 PM	* at Georgia State	W 57-43	717	(12)Kisielius, Laimis	(7)Stein, Peter
1/10/07	7:00 PM	* VCU	77-88 L	2412	(26)Payton, Adam	(5)Payton, Adam (5)Mann, Nathan (5)Smith, Alex
1/13/07	7:00 p.m.	* at Delaware	62-77 L	2906	(19)Payton, Adam	(9)Smith, Alex
1/16/07	7:04 PM	* GEORGE MASON	63-76 L	2729	(17)Kisielius, Laimis	(7)Schneider, David
1/20/07	4:00 PM	* at Hofstra	69-77 L	3721	(23)Payton, Adam	(6)Kisielius, Laimis (6)Smith, Alex
1/24/07	7:00 PM	* at Old Dominion University	44-59 L	6572	(15)Payton, Adam	(6)Payton, Adam
1/27/07	7:00 PM	* GEORGIA STATE	W 81-65	3156	(17)Payton, Adam (17)Kisielius, Laimis	(4)Stein, Peter (4)Schneider, David
1/29/07	7:30 PM	* at VCU	68-90 L	6228	(22)Kisielius, Laimis	(4)Kisielius, Laimis
1/31/07	7:00 PM	* JAMES MADISON	W 65-62	2534	(21)Mann, Nathan	(6)Smith, Alex

* = Conference game

ATTENDANCE SUMMARY	GAMES	TOTALS	AVG/GAME
HOME.....	13	30252	2327
AWAY.....	9	39331	4370
NEUTRAL.....	0	0	0
TOTAL.....	22	69583	3163

2006-07 William and Mary Basketball
William and Mary Combined Team Statistics (as of Jan 31, 2007)
All games

RECORD:	OVERALL	HOME	AWAY	NEUTRAL
ALL GAMES.....	(12-10)	(10-3)	(2-7)	(0-0)
CONFERENCE.....	(5-7)	(3-3)	(2-4)	(0-0)
NON-CONFERENCE.....	(7-3)	(7-0)	(0-3)	(0-0)

## Player	GP-GS	Min--Avg	---TOTAL---			---3-PTS---			---REBOUNDS---				PF	FO	A	TO	Blk	Stl	Pts	Avg
			FG-FGA	Pct	3FG-FGA	Pct	FT-FTA	Pct	Off	Def	Tot	Avg								
24 Payton, Adam.....	22-20	682 31.0	97-211	.460	16-52	.308	83-97	.856	33	54	87	4.0	37	1	38	52	1	35	293	13.3
13 Kisielius, Laimis..	22-21	648 29.5	90-184	.489	32-73	.438	61-84	.726	30	52	82	3.7	47	1	56	56	10	15	273	12.4
02 Schneider, David...	19-18	597 31.4	49-143	.343	35-110	.318	40-58	.690	15	52	67	3.5	48	0	59	38	0	22	173	9.1
11 Mann, Nathan.....	22-19	606 27.5	62-168	.369	33-108	.306	18-22	.818	9	62	71	3.2	40	2	47	33	2	13	175	8.0
04 Smith, Alex.....	22-2	322 14.6	48-89	.539	2-6	.333	28-41	.683	34	41	75	3.4	42	1	7	25	4	5	126	5.7
15 Stein, Peter.....	22-19	452 20.5	45-74	.608	6-12	.500	16-30	.533	23	45	68	3.1	60	2	25	33	8	7	112	5.1
20 Kyle Carrabine.....	22-2	289 13.1	28-73	.384	18-55	.327	7-14	.500	6	26	32	1.5	11	0	8	11	1	4	81	3.7
45 Cofield, Corey.....	12-2	122 10.2	16-39	.410	0-0	.000	9-15	.600	8	19	27	2.3	13	0	5	17	1	4	41	3.4
22 Sumner, Danny.....	15-1	118 7.9	15-44	.341	2-15	.133	3-11	.273	10	5	15	1.0	4	0	3	8	1	5	35	2.3
03 Trumbower, Adam....	22-4	264 12.0	13-34	.382	5-19	.263	19-21	.905	9	27	36	1.6	24	0	25	15	0	7	50	2.3
23 Darnell, Chris.....	22-2	227 10.3	16-40	.400	3-11	.273	8-16	.500	11	30	41	1.9	28	0	15	16	5	3	43	2.0
00 Hess, Steven.....	15-0	90 6.0	7-14	.500	0-0	.000	6-13	.462	3	12	15	1.0	18	1	2	8	4	2	20	1.3
25 Stratton, Chris....	4-0	5 1.3	2-2	1.000	0-0	.000	0-0	.000	1	0	1	0.3	0	0	0	1	0	0	4	1.0
12 Barnett, Marcus....	4-0	4 1.0	0-0	.000	0-0	.000	0-1	.000	0	1	1	0.3	1	0	0	2	1	0	0	0.0
Team.....									31	50	81	3.7	0		3					

Total.....	22	4426	488-1115	.438	152-461	.330	298-423	.704	223	476	699	31.8	373	8	290	318	38	122	1426	64.8
Opponents.....	22	4426	511-1164	.439	143-461	.310	279-397	.703	232	464	696	31.6	394	8	283	285	54	151	1444	65.6

TEAM STATISTICS	W&M	OPP	DATE	OPPONENT	W/L	SCORE	ATTEND	
SCORING.....	1426	1444	11/11/06	at Kansas State	L	60-70	11390	
Points per game.....	64.8	65.6	11/20/06	WAGNER	W	77-53	3197	
Scoring margin.....	-0.8	-	11/25/06	at Holy Cross	L	57-66	2103	
FIELD GOALS-ATT.....	488-1115	511-1164	11/28/06	at Navy	L	63-79	1285	
Field goal pct.....	.438	.439	12/01/06	JACKSONVILLE STATE	W	59-56	2684	
3 POINT FG-ATT.....	152-461	143-461	12/02/06	CORNELL	W OT	73-68	2118	
3-point FG pct.....	.330	.310	*12/05/06	TOWSON	L	60-73	2073	
3-pt FG made per game..	6.9	6.5	12/08/06	NORTH FLORIDA	W	61-44	2135	
FREE THROWS-ATT.....	298-423	279-397	12/22/06	UMBC	W	70-58	1421	
Free throw pct.....	.704	.703	12/28/06	HAMPTON	W	72-67	2107	
REBOUNDS.....	699	696	12/31/06	RICHMOND	W	61-53	1922	
Rebounds per game.....	31.8	31.6	*1/3/07	at George Mason	W	67-63	4409	
Rebounding margin.....	+0.1	-	*1/6/07	NORTHEASTERN	W	60-57	1764	
ASSISTS.....	290	283	*1/8/07	at Georgia State	W	57-43	717	
Assists per game.....	13.2	12.9	*1/10/07	VCU	L	77-88	2412	
TURNOVERS.....	318	285	*1/13/07	at Delaware	L	62-77	2906	
Turnovers per game.....	14.5	13.0	*1/16/07	GEORGE MASON	L	63-76	2729	
Turnover margin.....	-1.5	-	*1/20/07	at Hofstra	L	69-77	3721	
Assist/turnover ratio..	0.9	1.0	*1/24/07	at Old Dominion University	L	44-59	6572	
STEALS.....	122	151	*1/27/07	GEORGIA STATE	W	81-65	3156	
Steals per game.....	5.5	6.9	*1/29/07	at VCU	L	68-90	6228	
BLOCKS.....	38	54	*1/31/07	JAMES MADISON	W	65-62	2534	
Blocks per game.....	1.7	2.5	* = Conference game					
WINNING STREAK.....	1	-						
Home win streak.....	2	-						
ATTENDANCE.....	30252	39331						
Home games-Avg/Game....	13-2327	9-4370						
Neutral site-Avg/Game..	-	0-0						

SCORE BY PERIODS:	1st	2nd	OT	Total
William and Mary.....	637	778	11	1426
Opponents.....	654	784	6	1444

**2006-07 WILLIAM and MARY Basketball
WILLIAM and MARY Team Game-by-Game Comparison (as of Jan 31, 2007)
All games**

Opponent	1st	2nd	Score	Mar	Total FG	FG Pct	3-Pointers	3FG Pct	Free Throws	FT Pct	Rebounds	Assist	Tower	Block	Steal	Fouls	
Kansas State.....	27/34	33/36	60-70	(10)	21-53/24-80	.396/.300	8-21/ 6-29	.381/.207	10-18/16-27	.556/.593	37/59	(22)	16/16	19/9	1/8	6/8	24/18
MAGNER.....	31/20	46/33	77-53	+24	32-64/17-52	.500/.327	7-19/ 8-31	.368/.258	6-12/11-23	.500/.478	42/38	+4	16/10	13/19	4/1	8/3	25/17
Holy Cross.....	26/34	31/32	57-66	(9)	22-56/22-60	.393/.367	5-17/ 5-25	.294/.200	8-14/11-23	.571/.739	32/43	(11)	11/14	15/13	2/5	4/12	20/18
Navy.....	28/38	35/41	63-79	(16)	22-55/27-44	.400/.614	4-21/ 9-14	.190/.643	15-20/16-23	.750/.696	30/28	+2	11/20	18/17	2/1	6/11	13/19
JACKSONVILLE STATE.....	27/20	32/36	59-56	+3	20-49/25-62	.408/.403	2-11/ 3-19	.182/.158	17-33/ 3-8	.515/.375	47/30	+17	11/12	28/19	2/4	9/14	11/25
CORNELL.....	25/30	37/32	73-68	+5	24-56/26-53	.429/.491	9-24/ 7-19	.375/.368	16-24/ 9-11	.667/.818	33/29	+4	16/17	13/16	3/4	7/5	15/24
TOWSON.....	25/42	35/31	60-73	(13)	19-54/26-49	.352/.531	8-29/ 5-20	.276/.250	14-18/16-20	.778/.800	26/37	(11)	16/17	8/13	0/1	4/7	19/14
NORTH FLORIDA.....	21/18	40/26	61-44	+17	20-47/18-54	.426/.333	5-20/ 5-17	.250/.294	16-25/ 3-8	.640/.375	35/33	+2	14/7	11/15	4/4	12/0	12/16
UMBC.....	42/25	28/33	70-58	+12	21-42/21-45	.500/.467	7-15/ 3-14	.467/.214	21-22/13-15	.955/.867	23/24	(1)	11/6	9/12	2/0	3/5	13/15
HAMPTON.....	30/27	42/40	72-67	+5	21-41/21-47	.512/.447	9-20/ 6-20	.450/.300	21-29/19-31	.724/.613	25/29	(4)	13/4	24/21	2/0	3/11	21/24
RICHMOND.....	27/13	34/40	61-53	+8	20-42/21-57	.476/.368	7-20/ 6-30	.350/.200	14-25/ 5-9	.560/.556	40/26	+14	12/9	16/9	2/1	4/6	14/22
George Mason.....	31/33	36/30	67-63	+4	24-56/22-48	.429/.458	7-23/ 6-23	.304/.261	12-14/13-16	.857/.813	36/24	+12	16/18	12/12	0/2	4/5	16/15
NORTHEASTERN.....	26/27	34/30	60-57	+3	19-49/19-51	.388/.373	8-22/ 8-24	.364/.333	14-19/11-12	.737/.917	35/28	+7	11/11	11/11	3/2	7/4	11/14
Georgia State.....	22/18	35/25	57-43	+14	23-48/16-49	.479/.327	8-23/ 4-15	.348/.267	3-7 / 7-11	.429/.636	34/26	+8	14/12	15/12	1/2	6/7	15/13
VCU.....	29/39	48/49	77-88	(11)	21-49/25-42	.429/.595	8-21/ 7-14	.381/.500	27-34/31-37	.794/.838	27/26	+1	10/12	16/13	0/1	7/9	24/25
Delaware.....	25/38	37/39	62-77	(15)	22-58/23-42	.379/.548	2-22/12-25	.091/.480	16-20/19-25	.800/.760	32/27	+5	9/15	12/13	0/3	5/4	22/17
GEORGE MASON.....	32/39	31/37	63-76	(13)	23-47/28-52	.489/.538	9-25/11-23	.360/.478	8-10/ 9-16	.800/.563	29/24	+5	14/16	12/4	0/0	1/7	16/16
Hofstra.....	35/44	34/33	69-77	(8)	24-58/27-57	.414/.474	6-24/ 4-18	.250/.222	15-17/19-27	.882/.704	29/41	(12)	15/10	12/12	1/3	5/6	24/18
Old Dominion University.....	27/14	17/45	44-59	(15)	14-44/21-57	.318/.368	7-23/ 4-19	.304/.211	9-15/13-15	.600/.867	28/40	(12)	9/15	16/8	3/4	5/6	19/17
GEORGIA STATE.....	34/28	47/37	81-65	+16	28-46/24-47	.609/.511	12-25/ 6-19	.480/.316	13-17/11-14	.765/.786	24/21	+3	18/13	12/16	3/3	7/5	13/15
VCU.....	35/47	33/43	68-90	(22)	25-52/34-61	.481/.557	6-17/12-24	.353/.500	12-14/10-15	.857/.667	25/31	(6)	11/19	16/9	0/4	4/9	14/17
JAMES MADISON.....	32/26	33/36	65-62	+3	23-49/24-55	.469/.436	8-19/ 6-19	.421/.316	11-16/ 8-11	.688/.727	30/32	(2)	16/10	10/12	3/1	5/7	12/15

Note: Game totals are displayed in the format TEAM/OPPONENT for each category

2006-07 William and Mary Basketball
William and Mary Season Schedule/Results & Leaders (as of Jan 31, 2007)
Conference games

RECORD:	OVERALL	HOME	AWAY	NEUTRAL
ALL GAMES.....	(5-7)	(3-3)	(2-4)	(0-0)
CONFERENCE.....	(5-7)	(3-3)	(2-4)	(0-0)
NON-CONFERENCE.....	(0-0)	(0-0)	(0-0)	(0-0)

DATE	TIME	OPPONENT	SCORE	ATTEND	HIGH POINTS	HIGH REBOUNDS
12/05/06	8:07 PM	* TOWSON	60-73 L	2073	(18)Schneider, David	(4)Trumbower, Adam (4)Stein, Peter (4)Payton, Adam
1/3/07	7:00 PM	* at George Mason	W 67-63	4409	(14)Mann, Nathan	(9)Payton, Adam
1/6/07	12:06 PM	* NORTHEASTERN	W 60-57	1764	(15)Payton, Adam	(8)Schneider, David
1/8/07	6:00 PM	* at Georgia State	W 57-43	717	(12)Kisielius, Laimis	(7)Stein, Peter
1/10/07	7:00 PM	* VCU	77-88 L	2412	(26)Payton, Adam	(5)Payton, Adam (5)Mann, Nathan (5)Smith, Alex
1/13/07	7:00 p.m.	* at Delaware	62-77 L	2906	(19)Payton, Adam	(9)Smith, Alex
1/16/07	7:04 PM	* GEORGE MASON	63-76 L	2729	(17)Kisielius, Laimis	(7)Schneider, David
1/20/07	4:00 PM	* at Hofstra	69-77 L	3721	(23)Payton, Adam	(6)Kisielius, Laimis (6)Smith, Alex
1/24/07	7:00 PM	* at Old Dominion University	44-59 L	6572	(15)Payton, Adam	(6)Payton, Adam
1/27/07	7:00 PM	* GEORGIA STATE	W 81-65	3156	(17)Payton, Adam (17)Kisielius, Laimis	(4)Stein, Peter (4)Schneider, David
1/29/07	7:30 PM	* at VCU	68-90 L	6228	(22)Kisielius, Laimis	(4)Kisielius, Laimis
1/31/07	7:00 PM	* JAMES MADISON	W 65-62	2534	(21)Mann, Nathan	(6)Smith, Alex

* = Conference game

ATTENDANCE SUMMARY	GAMES	TOTALS	AVG/GAME
HOME.....	6	14668	2445
AWAY.....	6	24553	4092
NEUTRAL.....	0	0	0
TOTAL.....	12	39221	3268

2006-07 William and Mary Basketball
William and Mary Combined Team Statistics (as of Jan 31, 2007)
Conference games

RECORD:	OVERALL	HOME	AWAY	NEUTRAL
ALL GAMES.....	(5-7)	(3-3)	(2-4)	(0-0)
CONFERENCE.....	(5-7)	(3-3)	(2-4)	(0-0)
NON-CONFERENCE.....	(0-0)	(0-0)	(0-0)	(0-0)

## Player	GP-GS	Min--Avg	---TOTAL---		---3-PTS---		---REBOUNDS---								PF	FO	A	TO	Blk	Stl	Pts	Avg
			FG-FGA	Pct	3FG-FGA	Pct	FT-FTA	Pct	Off	Def	Tot	Avg										
24 Payton, Adam.....	12-11	384	32.0	61-126	.484	8-30	.267	52-60	.867	20	28	48	4.0	23	1	21	27	0	20	182	15.2	
13 Kisielius, Laimis..	12-12	338	28.2	44-111	.396	16-44	.364	23-32	.719	15	30	45	3.8	30	1	36	27	3	5	127	10.6	
02 Schneider, David...	12-11	379	31.6	32-94	.340	22-73	.301	21-30	.700	13	32	45	3.8	29	0	35	21	0	10	107	8.9	
11 Mann, Nathan.....	12-10	336	28.0	35-89	.393	22-61	.361	7-8	.875	4	26	30	2.5	20	1	25	19	1	9	99	8.3	
04 Smith, Alex.....	12-1	169	14.1	24-42	.571	2-4	.500	20-25	.800	22	21	43	3.6	20	0	5	13	0	1	70	5.8	
15 Stein, Peter.....	12-11	262	21.8	29-50	.580	6-10	.600	6-9	.667	8	25	33	2.8	35	2	14	15	5	4	70	5.8	
20 Carrabine, Kyle....	12-1	174	14.5	13-41	.317	8-30	.267	4-9	.444	3	17	20	1.7	8	0	6	7	1	3	38	3.2	
45 Cofield, Corey.....	5-0	32	6.4	3-3	1.000	0-0	.000	7-9	.778	3	4	7	1.4	4	0	1	2	0	0	13	2.6	
23 Darnell, Chris.....	12-0	123	10.3	10-22	.455	1-8	.125	7-11	.636	7	15	22	1.8	17	0	5	5	2	1	28	2.3	
22 Sumner, Danny.....	8-0	42	5.3	6-12	.500	0-3	.000	3-4	.750	2	3	5	0.6	3	0	1	3	0	2	15	1.9	
03 Trumbower, Adam....	12-3	127	10.6	5-16	.313	4-10	.400	4-4	1.000	4	11	15	1.3	8	0	9	3	0	3	18	1.5	
25 Stratton, Chris....	2-0	2	1.0	1-1	1.000	0-0	.000	0-0	.000	0	0	0	0.0	0	0	1	0	0	2	1.0		
00 Hess, Steven.....	7-0	32	4.6	2-3	.667	0-0	.000	0-0	.000	0	5	5	0.7	8	1	1	4	2	2	4	0.6	
12 Barnett, Marcus....	2-0	1	0.5	0-0	.000	0-0	.000	0-0	.000	0	0	0	0.0	0	0	2	0	0	0	0.0		
Team.....										11	26	37	3.1	0		3						

Total.....	12	2401		265-610	.434	89-273	.326	154-201	.766	112	243	355	29.6	205	6	159	152	14	60	773	64.4
Opponents.....	12	2401		289-610	.474	85-243	.350	167-219	.763	106	251	357	29.8	196	1	168	135	26	76	830	69.2

TEAM STATISTICS	W&M	OPP	DATE	OPPONENT	W/L	SCORE	ATTEND
SCORING.....	773	830	*12/05/06	TOWSON	L	60-73	2073
Points per game.....	64.4	69.2	*1/3/07	at George Mason	W	67-63	4409
Scoring margin.....	-4.7	-	*1/6/07	NORTHEASTERN	W	60-57	1764
FIELD GOALS-ATT.....	265-610	289-610	*1/8/07	at Georgia State	W	57-43	717
Field goal pct.....	.434	.474	*1/10/07	VCU	L	77-88	2412
3 POINT FG-ATT.....	89-273	85-243	*1/13/07	at Delaware	L	62-77	2906
3-point FG pct.....	.326	.350	*1/16/07	GEORGE MASON	L	63-76	2729
3-pt FG made per game..	7.4	7.1	*1/20/07	at Hofstra	L	69-77	3721
FREE THROWS-ATT.....	154-201	167-219	*1/24/07	at Old Dominion University	L	44-59	6572
Free throw pct.....	.766	.763	*1/27/07	GEORGIA STATE	W	81-65	3156
REBOUNDS.....	355	357	*1/29/07	at VCU	L	68-90	6228
Rebounds per game.....	29.6	29.8	*1/31/07	JAMES MADISON	W	65-62	2534
Rebounding margin.....	-0.2	-	* = Conference game				
ASSISTS.....	159	168					
Assists per game.....	13.3	14.0					
TURNOVERS.....	152	135					
Turnovers per game....	12.7	11.3					
Turnover margin.....	-1.4	-					
Assist/turnover ratio..	1.0	1.2					
STEALS.....	60	76					
Steals per game.....	5.0	6.3					
BLOCKS.....	14	26					
Blocks per game.....	1.2	2.2					
WINNING STREAK.....	1	-					
Home win streak.....	2	-					
ATTENDANCE.....	14668	24553					
Home games-Avg/Game....	6-2445	6-4092					
Neutral site-Avg/Game..	-	0-0					

SCORE BY PERIODS:	1st	2nd	Total
William and Mary.....	353	420	- 773
Opponents.....	395	435	- 830

2006-07 William and Mary Basketball
 William and Mary Team Game-by-Game Comparison (as of Jan 31, 2007)
 Conference games

Opponent	1st	2nd	Score	Mar	Total FG	FG Pct	3-Pointers	3FG Pct	Free Throws	FT Pct	Rebounds	Assist	TOver	Block	Steal	Fouls	
TOWSON.....	25/42	35/31	60-73	(13)	19-54/26-49	.352/.531	8-29/5-20	.276/.250	14-18/16-20	.778/.800	26/37	(11)	16/17	8/13	0/1	4/7	19/14
George Mason.....	31/33	36/30	67-63	+4	24-56/22-48	.429/.458	7-23/6-23	.304/.261	12-14/13-16	.857/.813	36/24	+12	16/18	12/12	0/2	4/5	16/15
NORTHEASTERN.....	26/27	34/30	60-57	+3	19-49/19-51	.388/.373	8-22/8-24	.364/.333	14-19/11-12	.737/.917	35/28	+7	11/11	11/11	3/2	7/4	11/14
Georgia State.....	22/18	35/25	57-43	+14	23-48/16-49	.479/.327	8-23/4-15	.348/.267	3-7/7-11	.429/.636	34/26	+8	14/12	15/12	1/2	6/7	15/13
VCU.....	29/39	48/49	77-88	(11)	21-49/25-42	.429/.595	8-21/7-14	.381/.500	27-34/31-37	.794/.838	27/26	+1	10/12	16/13	0/1	7/9	24/25
Delaware.....	25/38	37/39	62-77	(15)	22-58/23-42	.379/.548	2-22/12-25	.091/.480	16-20/19-25	.800/.760	32/27	+5	9/15	12/13	0/3	5/4	22/17
GEORGE MASON.....	32/39	31/37	63-76	(13)	23-47/28-52	.489/.538	9-25/11-23	.360/.478	8-10/9-16	.800/.563	29/24	+5	14/16	12/4	0/0	1/7	16/16
Hofstra.....	35/44	34/33	69-77	(8)	24-58/27-57	.414/.474	6-24/4-18	.250/.222	15-17/19-27	.882/.704	29/41	(12)	15/10	12/12	1/3	5/6	24/18
Old Dominion University.....	27/14	17/45	44-59	(15)	14-44/21-57	.318/.368	7-23/4-19	.304/.211	9-15/13-15	.600/.867	28/40	(12)	9/15	16/8	3/4	5/6	19/17
GEORGIA STATE.....	34/28	47/37	81-65	+16	28-46/24-47	.609/.511	12-25/6-19	.480/.316	13-17/11-14	.765/.786	24/21	+3	18/13	12/16	3/3	7/5	13/15
VCU.....	35/47	33/43	68-90	(22)	25-52/34-61	.481/.557	6-17/12-24	.353/.500	12-14/10-15	.857/.667	25/31	(6)	11/19	16/9	0/4	4/9	14/17
JAMES MADISON.....	32/26	33/36	65-62	+3	23-49/24-55	.469/.436	8-19/6-19	.421/.316	11-16/8-11	.688/.727	30/32	(2)	16/10	10/12	3/1	5/7	12/15

Note: Game totals are displayed in the format TEAM/OPPONENT for each category

2006-07 William and Mary Basketball
William and Mary Team Game-by-Game (as of Jan 31, 2007)
All games

TEAM STATISTICS

Opponent	Date	Score	W/L	---TOTAL---			--3-PTRS--			----REBOUNDS----				PF	A	TO	Blk	Stl	Pts---Avg	
				FG-FGA	Pct	3FG-FGA	Pct	FT-FTA	Pct	Off	Def	Tot	Avg						Pts	Avg
at Kansas State	11/11/06	60-70	L	21-53	.396	8-21	.381	10-18	.556	10	27	37	37.0	24	16	19	1	6	60	60.0
WAGNER	11/20/06	77-53	W	32-64	.500	7-19	.368	6-12	.500	10	32	42	39.5	25	16	13	4	8	77	68.5
at Holy Cross	11/25/06	57-66	L	22-56	.393	5-17	.294	8-14	.571	10	22	32	37.0	20	11	15	2	4	57	64.7
at Navy	11/28/06	63-79	L	22-55	.400	4-21	.190	15-20	.750	12	18	30	35.2	13	11	18	2	6	63	64.2
JACKSONVILLE STATE	12/01/06	59-56	W	20-49	.408	2-11	.182	17-33	.515	17	30	47	37.6	11	11	28	2	9	59	63.2
CORNELL	12/02/06	73-68	Wot	24-56	.429	9-24	.375	16-24	.667	14	19	33	36.8	15	16	13	3	7	73	64.8
TOWSON	12/05/06	60-73	L	19-54	.352	8-29	.276	14-18	.778	5	21	26	35.3	19	16	8	0	4	60	64.1
NORTH FLORIDA	12/08/06	61-44	W	20-47	.426	5-20	.250	16-25	.640	9	26	35	35.2	12	14	11	4	12	61	63.8
UMBC	12/22/06	70-58	W	21-42	.500	7-15	.467	21-22	.955	5	18	23	33.9	13	11	9	2	3	70	64.4
HAMPTON	12/28/06	72-67	W	21-41	.512	9-20	.450	21-29	.724	11	14	25	33.0	21	13	24	2	3	72	65.2
RICHMOND	12/31/06	61-53	W	20-42	.476	7-20	.350	14-25	.560	13	27	40	33.6	14	12	16	2	4	61	64.8
at George Mason	1/3/07	67-63	W	24-56	.429	7-23	.304	12-14	.857	13	23	36	33.8	16	16	12	0	4	67	65.0
NORTHEASTERN	1/6/07	60-57	W	19-49	.388	8-22	.364	14-19	.737	9	26	35	33.9	11	11	11	3	7	60	64.6
at Georgia State	1/8/07	57-43	W	23-48	.479	8-23	.348	3-7	.429	8	26	34	33.9	15	14	15	1	6	57	64.1
VCU	1/10/07	77-88	L	21-49	.429	8-21	.381	27-34	.794	11	16	27	33.5	24	10	16	0	7	77	64.9
at Delaware	1/13/07	62-77	L	22-58	.379	2-22	.091	16-20	.800	15	17	32	33.4	22	9	12	0	5	62	64.8
GEORGE MASON	1/16/07	63-76	L	23-47	.489	9-25	.360	8-10	.800	6	23	29	33.1	16	14	12	0	1	63	64.6
at Hofstra	1/20/07	69-77	L	24-58	.414	6-24	.250	15-17	.882	10	19	29	32.9	24	15	12	1	5	69	64.9
at Old Dominion Unive	1/24/07	44-59	L	14-44	.318	7-23	.304	9-15	.600	4	24	28	32.6	19	9	16	3	5	44	63.8
GEORGIA STATE	1/27/07	81-65	W	28-46	.609	12-25	.480	13-17	.765	9	15	24	32.2	13	18	12	3	7	81	64.7
at VCU	1/29/07	68-90	L	25-52	.481	6-17	.353	12-14	.857	12	13	25	31.9	14	11	16	0	4	68	64.8
JAMES MADISON	1/31/07	65-62	W	23-49	.469	8-19	.421	11-16	.688	10	20	30	31.8	12	16	10	3	5	65	64.8
William and Mary		1426		488-1115	.438	152-461	.330	298-423	.704	223	476	699	31.8	373	290	318	38	122	1426	64.8
Opponents		1444		511-1164	.439	143-461	.310	279-397	.703	232	464	696	31.6	394	283	285	54	151	1444	65.6

Games played: 22
Points/game: 64.8
FG Pct: 43.8
3FG Pct: 33.0
FT Pct: 70.4

Rebounds/game: 31.8
Assists/game: 13.2
Turnovers/game: 14.5
Assist/turnover ratio: 0.9
Steals/game: 5.5
Blocks/game: 1.7

2006-07 William and Mary Basketball
William and Mary Game-by-Game Points-Rebounds-Assists (as of Jan 31, 2007)
All games

Opponent	Date	Score	WL	00	02	03	04	11	12	13	15	20
				HESS,STEV	SCHNEIDER	TRUMBOWER	SMITH,ALE	MANN,NATH	BARNETT,M	KISIELIUS	STEIN,PET	CARRABINE
at Kansas State	11/11/06	60-70	L	3- 3- 0	18- 9- 7	0- 1- 0	2- 3- 0	5- 1- 1	DNP	16- 2- 2	4- 6- 2	0- 0- 0
WAGNER	11/20/06	77-53	W	2- 3- 0	8- 2- 6	2- 1- 1	2- 5- 0	0- 3- 1	0- 1- 0	18- 2- 1	2- 0- 1	4- 1- 0
at Holy Cross	11/25/06	57-66	L	DNP	4- 1- 1	0- 1- 1	3- 2- 0	12- 6- 4	DNP	10- 3- 1	3- 0- 0	0- 0- 0
at Navy	11/28/06	63-79	L	2- 0- 0	DNP	12- 6- 4	9- 4- 1	3- 2- 3	DNP	8- 4- 0	4- 2- 0	9- 0- 0
JACKSONVILLE STATE	12/01/06	59-56	W	0- 1- 0	DNP	2- 5- 1	2- 3- 0	8- 5- 2	DNP	20- 6- 1	2- 6- 4	2- 2- 1
CORNELL	12/02/06	73-68	WO	0- 0- 0	DNP	7- 2- 5	6- 2- 0	15- 4- 1	DNP	21- 6- 4	2- 4- 2	5- 1- 0
TOWSON	12/05/06	60-73	L	0- 1- 0	18- 2- 2	2- 4- 3	0- 2- 0	6- 0- 2	DNP	0- 0- 4	6- 4- 4	10- 2- 0
NORTH FLORIDA	12/08/06	61-44	W	3- 1- 0	10- 3- 5	2- 3- 2	3- 1- 0	13- 9- 3	0- 0- 0	5- 2- 3	10- 4- 0	5- 1- 0
UMBC	12/22/06	70-58	W	4- 0- 1	11- 1- 2	6- 0- 0	9- 5- 0	5- 0- 2	DNP	19- 3- 2	4- 2- 0	5- 4- 0
HAMPTON	12/28/06	72-67	W	2- 2- 0	6- 3- 3	1- 2- 1	8- 3- 1	12- 3- 1	DNP	18- 1- 3	7- 3- 1	6- 1- 1
RICHMOND	12/31/06	61-53	W	DNP	9- 3- 0	0- 0- 1	12- 4- 0	3- 8- 4	DNP	11- 8- 3	4- 8- 1	7- 2- 0
at George Mason	1/3/07	67-63	W	DNP	10- 2- 4	0- 0- 0	11- 4- 1	14- 0- 1	DNP	9- 8- 5	4- 3- 1	5- 4- 1
NORTHEASTERN	1/6/07	60-57	W	DNP	13- 8- 2	0- 1- 1	4- 1- 1	2- 5- 1	DNP	9- 2- 2	9- 3- 0	6- 3- 2
at Georgia State	1/8/07	57-43	W	0- 0- 0	7- 6- 4	0- 1- 0	7- 1- 0	7- 6- 4	0- 0- 0	12- 3- 1	5- 7- 4	5- 1- 0
VCU	1/10/07	77-88	L	0- 0- 0	10- 4- 3	0- 0- 0	12- 5- 0	14- 5- 2	DNP	7- 2- 2	0- 1- 0	0- 0- 0
at Delaware	1/13/07	62-77	L	DNP	7- 2- 1	0- 0- 0	16- 9- 0	2- 3- 2	DNP	2- 7- 3	5- 2- 0	5- 1- 1
GEORGE MASON	1/16/07	63-76	L	DNP	11- 7- 2	0- 1- 1	0- 0- 0	13- 4- 1	DNP	17- 6- 4	8- 2- 0	3- 1- 0
at Hofstra	1/20/07	69-77	L	0- 0- 0	6- 4- 4	0- 1- 0	8- 6- 1	9- 0- 4	DNP	15- 6- 2	6- 1- 1	0- 3- 1
at Old Dominion Univers	1/24/07	44-59	L	2- 3- 0	9- 2- 1	6- 1- 0	1- 3- 0	0- 3- 3	DNP	4- 1- 3	2- 1- 1	4- 0- 0
GEORGIA STATE	1/27/07	81-65	W	0- 1- 1	9- 4- 5	8- 3- 2	3- 3- 1	5- 1- 1	0- 0- 0	17- 2- 5	12- 4- 0	0- 2- 0
at VCU	1/29/07	68-90	L	DNP	5- 2- 1	0- 3- 0	6- 3- 0	6- 1- 2	DNP	22- 4- 3	6- 3- 2	0- 1- 1
JAMES MADISON	1/31/07	65-62	W	2- 0- 0	2- 2- 6	2- 0- 2	2- 6- 1	21- 2- 2	DNP	13- 4- 2	7- 2- 1	0- 2- 0

Opponent	Date	Score	WL	22	23	24	25	45
				SUMNER,DA	DARNELL,C	PAYTON,AD	STRATTON,	COFIELD,C
at Kansas State	11/11/06	60-70	L	0- 0- 0	3- 3- 1	5- 3- 2	DNP	4- 0- 1
WAGNER	11/20/06	77-53	W	12- 3- 1	7- 5- 3	9- 8- 2	2- 1- 0	9- 5- 0
at Holy Cross	11/25/06	57-66	L	2- 4- 0	0- 0- 0	15- 5- 3	DNP	8- 6- 1
at Navy	11/28/06	63-79	L	4- 1- 1	0- 2- 1	12- 3- 1	DNP	0- 3- 0
JACKSONVILLE STATE	12/01/06	59-56	W	0- 2- 0	0- 5- 1	18- 5- 0	DNP	5- 2- 1
CORNELL	12/02/06	73-68	WO	2- 0- 0	3- 1- 3	10- 2- 1	DNP	2- 4- 0
TOWSON	12/05/06	60-73	L	0- 1- 1	2- 3- 0	16- 4- 0	DNP	0- 1- 0
NORTH FLORIDA	12/08/06	61-44	W	0- 0- 0	0- 0- 0	10- 3- 0	0- 0- 0	0- 0- 1
UMBC	12/22/06	70-58	W	DNP	0- 0- 0	7- 4- 4	DNP	DNP
HAMPTON	12/28/06	72-67	W	DNP	0- 0- 0	12- 2- 2	DNP	DNP
RICHMOND	12/31/06	61-53	W	DNP	2- 3- 1	13- 4- 2	DNP	DNP
at George Mason	1/3/07	67-63	W	DNP	2- 4- 1	12- 9- 2	DNP	DNP
NORTHEASTERN	1/6/07	60-57	W	DNP	2- 3- 0	15- 2- 2	DNP	0- 1- 0
at Georgia State	1/8/07	57-43	W	2- 0- 0	5- 1- 0	7- 4- 1	0- 0- 0	0- 0- 0
VCU	1/10/07	77-88	L	2- 0- 0	0- 1- 1	26- 5- 2	DNP	6- 1- 0
at Delaware	1/13/07	62-77	L	4- 0- 0	2- 1- 0	19- 3- 2	DNP	DNP
GEORGE MASON	1/16/07	63-76	L	DNP	0- 0- 0	4- 3- 5	DNP	7- 4- 1
at Hofstra	1/20/07	69-77	L	0- 0- 0	2- 1- 0	23- 3- 2	DNP	DNP
at Old Dominion Univers	1/24/07	44-59	L	DNP	1- 4- 1	15- 6- 0	DNP	DNP
GEORGIA STATE	1/27/07	81-65	W	0- 2- 0	8- 0- 2	17- 1- 1	2- 0- 0	DNP
at VCU	1/29/07	68-90	L	7- 2- 0	4- 3- 0	12- 3- 2	DNP	DNP
JAMES MADISON	1/31/07	65-62	W	0- 0- 0	0- 1- 0	16- 5- 2	DNP	DNP

2006-07 William and Mary Basketball
 William and Mary Season Box - Average per 40 Minutes (as of Jan 31, 2007)
 All games

# Player	Win	FGM	FGA	Pct	3FGM	3FGA	Pct	FTM	FTA	Pct	OReb	Dreb	TReb	PF	A	T0	A/T0	Blk	Stl	Pts
12 Barrett, Marcus.....	40	0.0	0.0	.000	0.0	0.0	.000	0.0	10.0	.000	0.0	10.0	10.0	10.0	0.0	20.0	0.00	10.0	0.0	0.0
20 Kyle Carrabine.....	40	3.9	10.1	.384	2.5	7.6	.327	1.0	1.9	.500	0.8	3.6	4.4	1.5	1.1	1.5	0.73	0.1	0.6	11.2
45 Coffield, Corey.....	40	5.2	12.8	.410	0.0	0.0	.000	3.0	4.9	.600	2.6	6.2	8.9	4.3	1.6	5.6	0.29	0.3	1.3	13.4
23 Darrell, Chris.....	40	2.8	7.0	.400	0.5	1.9	.273	1.4	2.8	.500	1.9	5.3	7.2	4.9	2.6	2.8	0.94	0.9	0.5	7.6
00 Hess, Steven.....	40	3.1	6.2	.500	0.0	0.0	.000	2.7	5.8	.462	1.3	5.3	6.7	8.0	0.9	3.6	0.25	1.8	0.9	8.9
13 Kistelius, Laimis...	40	5.6	11.4	.489	2.0	4.5	.438	3.8	5.2	.726	1.9	3.2	5.1	2.9	3.5	3.5	1.00	0.6	0.9	16.9
11 Mann, Nathan.....	40	4.1	11.1	.369	2.2	7.1	.306	1.2	1.5	.818	0.6	4.1	4.7	2.6	3.1	2.2	1.42	0.1	0.9	11.6
24 Payton, Adam.....	40	5.7	12.4	.460	0.9	3.0	.308	4.9	5.7	.856	1.9	3.2	5.1	2.2	2.2	3.0	0.73	0.1	2.1	17.2
02 Schneider, David....	40	3.3	9.6	.343	2.3	7.4	.318	2.7	3.9	.690	1.0	3.5	4.5	3.2	4.0	2.5	1.55	0.0	1.5	11.6
04 Smith, Alex.....	40	6.0	11.1	.539	0.2	0.7	.333	3.5	5.1	.683	4.2	5.1	9.3	5.2	0.9	3.1	0.28	0.5	0.6	15.7
15 Stein, Peter.....	40	4.0	6.5	.608	0.5	1.1	.500	1.4	2.7	.533	2.0	4.0	6.0	5.3	2.2	2.9	0.76	0.7	0.6	9.9
25 Stratton, Chris.....	40	16.0	16.0	1.000	0.0	0.0	.000	0.0	0.0	.000	8.0	0.0	8.0	0.0	0.0	8.0	0.00	0.0	0.0	32.0
22 Summer, Danny.....	40	5.1	14.9	.341	0.7	5.1	.133	1.0	3.7	.273	3.4	1.7	5.1	1.4	1.0	2.7	0.38	0.3	1.7	11.9
03 Trumbower, Adam.....	40	2.0	5.2	.382	0.8	2.9	.263	2.9	3.2	.905	1.4	4.1	5.5	3.6	3.8	2.3	1.67	0.0	1.1	7.6
Total.....	40	22.1	50.4	.438	6.9	20.8	.330	13.5	19.1	.704	10.1	21.5	31.6	16.9	13.1	14.4	0.91	1.7	5.5	64.4
Opponents.....	40	23.1	52.6	.439	6.5	20.8	.310	12.6	17.9	.703	10.5	21.0	31.5	17.8	12.8	12.9	0.99	2.4	6.8	65.3

Note: All statistics are pro-rated based on an average per 40-minute game.

2006-07 William and Mary Basketball
William and Mary Combined Team Statistics (as of Jan 31, 2007)
Home games

RECORD:	OVERALL	HOME	AWAY	NEUTRAL
ALL GAMES.....	(10-3)	(10-3)	(0-0)	(0-0)
CONFERENCE.....	(3-3)	(3-3)	(0-0)	(0-0)
NON-CONFERENCE.....	(7-0)	(7-0)	(0-0)	(0-0)

## Player	GP-GS	Min--Avg	---TOTAL---			---3-PTS---			---REBOUNDS---								Pts	Avg		
			FG-FGA	Pct	3FG-FGA	Pct	FT-FTA	Pct	Off	Def	Tot	Avg	PF	FO	A	TO			Blk	Stl
13 Kisielius, Laimis..	13-12	399 30.7	57-110	.518	20-50	.400	41-58	.707	19	25	44	3.4	25	1	36	27	9	10	175	13.5
24 Payton, Adam.....	13-11	395 30.4	52-108	.481	13-29	.448	56-67	.836	15	33	48	3.7	20	1	23	34	0	21	173	13.3
02 Schneider, David...	11-10	342 31.1	30-76	.395	24-64	.375	23-34	.676	7	32	39	3.5	22	0	36	19	0	10	107	9.7
11 Mann, Nathan.....	13-11	369 28.4	40-102	.392	19-59	.322	18-20	.900	7	42	49	3.8	20	0	23	20	2	10	117	9.0
15 Stein, Peter.....	13-11	278 21.4	29-47	.617	4-8	.500	11-22	.500	14	29	43	3.3	35	1	14	19	6	6	73	5.6
04 Smith, Alex.....	13-2	191 14.7	24-47	.511	0-1	.000	15-24	.625	18	22	40	3.1	24	0	4	14	3	3	63	4.8
20 Carrabine, Kyle....	13-2	169 13.0	18-43	.419	12-34	.353	5-10	.500	4	18	22	1.7	7	0	4	5	1	1	53	4.1
45 Cofield, Corey.....	8-1	70 8.8	10-26	.385	0-0	.000	9-13	.692	5	13	18	2.3	11	0	3	12	1	4	29	3.6
03 Trumbower, Adam....	13-3	174 13.4	9-21	.429	3-11	.273	11-12	.917	5	17	22	1.7	16	0	20	12	0	7	32	2.5
22 Sumner, Danny.....	8-1	55 6.9	7-24	.292	2-10	.200	0-6	.000	6	2	8	1.0	0	0	2	2	1	2	16	2.0
23 Darnell, Chris.....	13-1	120 9.2	9-21	.429	2-4	.500	4-8	.500	8	14	22	1.7	16	0	11	13	2	3	24	1.8
25 Stratton, Chris....	3-0	5 1.7	2-2	1.000	0-0	.000	0-0	.000	1	0	1	0.3	0	0	1	0	0	0	4	1.3
00 Hess, Steven.....	10-0	54 5.4	4-8	.500	0-0	.000	5-9	.556	2	7	9	0.9	9	0	2	4	2	0	13	1.3
12 Barnett, Marcus....	3-0	4 1.3	0-0	.000	0-0	.000	0-1	.000	0	1	1	0.3	1	0	0	1	1	0	0	0.0
Team.....									18	32	50	3.8	0		0					

Total.....	13	2625	291-635	.458	99-270	.367	198-284	.697	129	287	416	32.0	206	3	178	183	28	77	879	67.6
Opponents.....	13	2625	295-666	.443	81-269	.301	149-215	.693	121	256	377	29.0	242	7	144	180	22	83	820	63.1

TEAM STATISTICS	W&M	OPP	DATE	OPPONENT	W/L	SCORE	ATTEND	
SCORING.....	879	820	11/20/06	WAGNER	W	77-53	3197	
Points per game.....	67.6	63.1	12/01/06	JACKSONVILLE STATE	W	59-56	2684	
Scoring margin.....	+4.5	-	12/02/06	CORNELL	W OT	73-68	2118	
FIELD GOALS-ATT.....	291-635	295-666	*12/05/06	TOWSON	L	60-73	2073	
Field goal pct.....	.458	.443	12/08/06	NORTH FLORIDA	W	61-44	2135	
3 POINT FG-ATT.....	99-270	81-269	12/22/06	UMBC	W	70-58	1421	
3-point FG pct.....	.367	.301	12/28/06	HAMPTON	W	72-67	2107	
3-pt FG made per game..	7.6	6.2	12/31/06	RICHMOND	W	61-53	1922	
FREE THROWS-ATT.....	198-284	149-215	*1/6/07	NORTHEASTERN	W	60-57	1764	
Free throw pct.....	.697	.693	*1/10/07	VCU	L	77-88	2412	
REBOUNDS.....	416	377	*1/16/07	GEORGE MASON	L	63-76	2729	
Rebounds per game.....	32.0	29.0	*1/27/07	GEORGIA STATE	W	81-65	3156	
Rebounding margin.....	+3.0	-	*1/31/07	JAMES MADISON	W	65-62	2534	
ASSISTS.....	178	144	* = Conference game					
Assists per game.....	13.7	11.1						
TURNOVERS.....	183	180						
Turnovers per game....	14.1	13.8						
Turnover margin.....	-0.2	-						
Assist/turnover ratio..	1.0	0.8						
STEALS.....	77	83						
Steals per game.....	5.9	6.4						
BLOCKS.....	28	22						
Blocks per game.....	2.2	1.7						
WINNING STREAK.....	2	-						
Home win streak.....	2	-						
ATTENDANCE.....	30252	0						
Home games-Avg/Game....	13-2327	0-0						
Neutral site-Avg/Game..	-	0-0						

SCORE BY PERIODS:	1st	2nd	OT	Total
William and Mary.....	381	487	11	879
Opponents.....	354	460	6	820

2006-07 William and Mary Basketball
William and Mary Combined Team Statistics (as of Jan 31, 2007)
Away games

RECORD:	OVERALL	HOME	AWAY	NEUTRAL
ALL GAMES.....	(2-7)	(0-0)	(2-7)	(0-0)
CONFERENCE.....	(2-4)	(0-0)	(2-4)	(0-0)
NON-CONFERENCE.....	(0-3)	(0-0)	(0-3)	(0-0)

## Player	GP-GS	Min--Avg		---TOTAL---		---3-PTS---		FT-FTA		----REBOUNDS----				PF	FO	A	TO	Blk	Stl	Pts	Avg
		FG-FGA	Pct	3FG-FGA	Pct	Off	Def	Tot	Avg												
24 Payton, Adam.....	9-9	287	31.9	45-103	.437	3-23	.130	27-30	.900	18	21	39	4.3	17	0	15	18	1	14	120	13.3
13 Kisielius, Laimis..	9-9	249	27.7	33-74	.446	12-23	.522	20-26	.769	11	27	38	4.2	22	0	20	29	1	5	98	10.9
02 Schneider, David...	8-8	255	31.9	19-67	.284	11-46	.239	17-24	.708	8	20	28	3.5	26	0	23	19	0	12	66	8.3
04 Smith, Alex.....	9-0	131	14.6	24-42	.571	2-5	.400	13-17	.765	16	19	35	3.9	18	1	3	11	1	2	63	7.0
11 Mann, Nathan.....	9-8	237	26.3	22-66	.333	14-49	.286	0-2	.000	2	20	22	2.4	20	2	24	13	0	3	58	6.4
15 Stein, Peter.....	9-8	174	19.3	16-27	.593	2-4	.500	5-8	.625	9	16	25	2.8	25	1	11	14	2	1	39	4.3
20 Kyle Carrabine.....	9-0	120	13.3	10-30	.333	6-21	.286	2-4	.500	2	8	10	1.1	4	0	4	6	0	3	28	3.1
45 Cofield, Corey.....	4-1	52	13.0	6-13	.462	0-0	.000	0-2	.000	3	6	9	2.3	2	0	2	5	0	0	12	3.0
22 Sumner, Danny.....	7-0	63	9.0	8-20	.400	0-5	.000	3-5	.600	4	3	7	1.0	4	0	1	6	0	3	19	2.7
23 Darnell, Chris.....	9-1	107	11.9	7-19	.368	1-7	.143	4-8	.500	3	16	19	2.1	12	0	4	3	3	0	19	2.1
03 Trumbower, Adam....	9-1	90	10.0	4-13	.308	2-8	.250	8-9	.889	4	10	14	1.6	8	0	5	3	0	0	18	2.0
00 Hess, Steven.....	5-0	36	7.2	3-6	.500	0-0	.000	1-4	.250	1	5	6	1.2	9	1	0	4	2	2	7	1.4
12 Barnett, Marcus....	1-0	0	0.0	0-0	.000	0-0	.000	0-0	.000	0	0	0	0.0	0	0	0	1	0	0	0	0.0
25 Stratton, Chris....	1-0	0	0.0	0-0	.000	0-0	.000	0-0	.000	0	0	0	0.0	0	0	0	0	0	0	0	0.0
Team.....										13	18	31	3.4	0		3					

Total.....	9	1801	197-480	.410	53-191	.277	100-139	.719	94	189	283	31.4	167	5	112	135	10	45	547	60.8
Opponents.....	9	1801	216-498	.434	62-192	.323	130-182	.714	111	208	319	35.4	152	1	139	105	32	68	624	69.3

TEAM STATISTICS	W&M	OPP	DATE	OPPONENT	W/L	SCORE	ATTEND
SCORING.....	547	624	11/11/06	at Kansas State	L	60-70	11390
Points per game.....	60.8	69.3	11/25/06	at Holy Cross	L	57-66	2103
Scoring margin.....	-8.6	-	11/28/06	at Navy	L	63-79	1285
FIELD GOALS-ATT.....	197-480	216-498	*1/3/07	at George Mason	W	67-63	4409
Field goal pct.....	.410	.434	*1/8/07	at Georgia State	W	57-43	717
3 POINT FG-ATT.....	53-191	62-192	*1/13/07	at Delaware	L	62-77	2906
3-point FG pct.....	.277	.323	*1/20/07	at Hofstra	L	69-77	3721
3-pt FG made per game..	5.9	6.9	*1/24/07	at Old Dominion University	L	44-59	6572
FREE THROWS-ATT.....	100-139	130-182	*1/29/07	at VCU	L	68-90	6228
Free throw pct.....	.719	.714	* = Conference game				
REBOUNDS.....	283	319					
Rebounds per game.....	31.4	35.4					
Rebounding margin.....	-4.0	-					
ASSISTS.....	112	139					
Assists per game.....	12.4	15.4					
TURNOVERS.....	135	105					
Turnovers per game.....	15.0	11.7					
Turnover margin.....	-3.3	-					
Assist/turnover ratio..	0.8	1.3					
STEALS.....	45	68					
Steals per game.....	5.0	7.6					
BLOCKS.....	10	32					
Blocks per game.....	1.1	3.6					
WINNING STREAK.....	0	-					
Home win streak.....	0	-					
ATTENDANCE.....	0	39331					
Home games-Avg/Game....	0-0	9-4370					
Neutral site-Avg/Game..	-	0-0					

SCORE BY PERIODS:	1st	2nd	Total
William and Mary.....	256	291	- 547
Opponents.....	300	324	- 624

2006-07 William and Mary Basketball
William and Mary Combined Team Statistics (as of Jan 31, 2007)
Games won

RECORD:	OVERALL	HOME	AWAY	NEUTRAL
ALL GAMES.....	(12-0)	(10-0)	(2-0)	(0-0)
CONFERENCE.....	(5-0)	(3-0)	(2-0)	(0-0)
NON-CONFERENCE.....	(7-0)	(7-0)	(0-0)	(0-0)

## Player	GP-GS	Min--Avg	---TOTAL---			---3-PTS---		---REBOUNDS---								PF	FO	A	TO	Blk	Stl	Pts	Avg
			FG-FGA	Pct	3FG-FGA	Pct	FT-FTA	Pct	Off	Def	Tot	Avg											
13 Kisielius, Laimis..	12-11	363 30.3	55-99	.556	19-41	.463	43-62	.694	22	25	47	3.9	21	0	32	30	9	12	172	14.3			
24 Payton, Adam.....	12-11	361 30.1	45-95	.474	10-23	.435	46-54	.852	17	32	49	4.1	13	0	19	31	0	18	146	12.2			
11 Mann, Nathan.....	12-10	341 28.4	38-100	.380	18-59	.305	11-14	.786	7	39	46	3.8	14	0	23	20	2	7	105	8.8			
02 Schneider, David...	10-10	313 31.3	25-70	.357	19-57	.333	16-25	.640	6	28	34	3.4	18	0	37	18	0	12	85	8.5			
04 Smith, Alex.....	12-1	181 15.1	27-49	.551	1-2	.500	14-22	.636	16	22	38	3.2	24	0	5	14	3	3	69	5.8			
15 Stein, Peter.....	12-11	261 21.8	26-38	.684	5-7	.714	11-21	.524	14	32	46	3.8	32	0	15	16	6	5	68	5.7			
20 Carrabine, Kyle....	12-1	162 13.5	18-37	.486	10-26	.385	4-7	.571	5	19	24	2.0	6	0	5	6	1	3	50	4.2			
45 Cofield, Corey.....	6-1	45 7.5	7-23	.304	0-0	.000	2-4	.500	2	10	12	2.0	9	0	2	10	1	4	16	2.7			
03 Trumbower, Adam....	12-2	159 13.3	9-20	.450	3-11	.273	9-10	.900	4	14	18	1.5	15	0	16	10	0	7	30	2.5			
23 Darnell, Chris.....	12-1	131 10.9	12-27	.444	2-7	.286	3-8	.375	8	15	23	1.9	17	0	11	10	3	2	29	2.4			
22 Sumner, Danny.....	7-1	52 7.4	7-21	.333	2-8	.250	0-6	.000	6	1	7	1.0	0	0	1	2	1	2	16	2.3			
00 Hess, Steven.....	9-0	47 5.2	4-8	.500	0-0	.000	5-9	.556	2	6	8	0.9	8	0	2	4	2	0	13	1.4			
25 Stratton, Chris....	4-0	5 1.3	2-2	1.000	0-0	.000	0-0	.000	1	0	1	0.3	0	0	0	1	0	0	4	1.0			
12 Barnett, Marcus....	4-0	4 1.0	0-0	.000	0-0	.000	0-1	.000	0	1	1	0.3	1	0	0	2	1	0	0	0.0			
Team.....									18	32	50	4.2	0		0								

Total.....	12	2425	275-589	.467	89-241	.369	164-243	.675	128	276	404	33.7	178	0	168	174	29	75	803	66.9
Opponents.....	12	2425	254-620	.410	68-250	.272	113-169	.669	116	224	340	28.3	215	7	129	174	24	72	689	57.4

TEAM STATISTICS	W&M	OPP	DATE	OPPONENT	W/L	SCORE	ATTEND
SCORING.....	803	689	11/20/06	WAGNER	W	77-53	3197
Points per game.....	66.9	57.4	12/01/06	JACKSONVILLE STATE	W	59-56	2684
Scoring margin.....	+9.5	-	12/02/06	CORNELL	W OT	73-68	2118
FIELD GOALS-ATT.....	275-589	254-620	12/08/06	NORTH FLORIDA	W	61-44	2135
Field goal pct.....	.467	.410	12/22/06	UMBC	W	70-58	1421
3 POINT FG-ATT.....	89-241	68-250	12/28/06	HAMPTON	W	72-67	2107
3-point FG pct.....	.369	.272	12/31/06	RICHMOND	W	61-53	1922
3-pt FG made per game..	7.4	5.7	*1/3/07	at George Mason	W	67-63	4409
FREE THROWS-ATT.....	164-243	113-169	*1/6/07	NORTHEASTERN	W	60-57	1764
Free throw pct.....	.675	.669	*1/8/07	at Georgia State	W	57-43	717
REBOUNDS.....	404	340	*1/27/07	GEORGIA STATE	W	81-65	3156
Rebounds per game.....	33.7	28.3	*1/31/07	JAMES MADISON	W	65-62	2534
Rebounding margin.....	+5.3	-	* = Conference game				
ASSISTS.....	168	129					
Assists per game.....	14.0	10.8					
TURNOVERS.....	174	174					
Turnovers per game....	14.5	14.5					
Turnover margin.....	+0.0	-					
Assist/turnover ratio..	1.0	0.7					
STEALS.....	75	72					
Steals per game.....	6.3	6.0					
BLOCKS.....	29	24					
Blocks per game.....	2.4	2.0					
WINNING STREAK.....	12	-					
Home win streak.....	10	-					
ATTENDANCE.....	23038	5126					
Home games-Avg/Game....	10-2304	2-2563					
Neutral site-Avg/Game..	-	0-0					

SCORE BY PERIODS:	1st	2nd	OT	Total
William and Mary.....	348	444	11	803
Opponents.....	285	398	6	689

2006-07 William and Mary Basketball
William and Mary Combined Team Statistics (as of Jan 31, 2007)
Games lost

RECORD:	OVERALL	HOME	AWAY	NEUTRAL
ALL GAMES.....	(0-10)	(0-3)	(0-7)	(0-0)
CONFERENCE.....	(0-7)	(0-3)	(0-4)	(0-0)
NON-CONFERENCE.....	(0-3)	(0-0)	(0-3)	(0-0)

## Player	GP-GS	Min--Avg	---TOTAL---			---3-PTS---			---REBOUNDS---				PF	FO	A	TO	Blk	Stl	Pts	Avg
			FG-FGA	Pct	3FG-FGA	Pct	FT-FTA	Pct	Off	Def	Tot	Avg								
24 Payton, Adam.....	10-9	321 32.1	52-116	.448	6-29	.207	37-43	.860	16	22	38	3.8	24	1	19	21	1	17	147	14.7
13 Kisielius, Laimis..	10-10	285 28.5	35-85	.412	13-32	.406	18-22	.818	8	27	35	3.5	26	1	24	26	1	3	101	10.1
02 Schneider, David...	9-8	284 31.6	24-73	.329	16-53	.302	24-33	.727	9	24	33	3.7	30	0	22	20	0	10	88	9.8
11 Mann, Nathan.....	10-9	265 26.5	24-68	.353	15-49	.306	7-8	.875	2	23	25	2.5	26	2	24	13	0	6	70	7.0
04 Smith, Alex.....	10-1	141 14.1	21-40	.525	1-4	.250	14-19	.737	18	19	37	3.7	18	1	2	11	1	2	57	5.7
15 Stein, Peter.....	10-8	191 19.1	19-36	.528	1-5	.200	5-9	.556	9	13	22	2.2	28	2	10	17	2	2	44	4.4
45 Cofield, Corey.....	6-1	77 12.8	9-16	.563	0-0	.000	7-11	.636	6	9	15	2.5	4	0	3	7	0	0	25	4.2
20 Kyle Carrabine.....	10-1	127 12.7	10-36	.278	8-29	.276	3-7	.429	1	7	8	0.8	5	0	3	5	0	1	31	3.1
22 Sumner, Danny.....	8-0	66 8.3	8-23	.348	0-7	.000	3-5	.600	4	4	8	1.0	4	0	2	6	0	3	19	2.4
03 Trumbower, Adam....	10-2	105 10.5	4-14	.286	2-8	.250	10-11	.909	5	13	18	1.8	9	0	9	5	0	0	20	2.0
23 Darnell, Chris.....	10-1	96 9.6	4-13	.308	1-4	.250	5-8	.625	3	15	18	1.8	11	0	4	6	2	1	14	1.4
00 Hess, Steven.....	6-0	43 7.2	3-6	.500	0-0	.000	1-4	.250	1	6	7	1.2	10	1	0	4	2	2	7	1.2
Team.....									13	18	31	3.1	0		3					

Total.....	10	2001	213-526	.405	63-220	.286	134-180	.744	95	200	295	29.5	195	8	122	144	9	47	623	62.3
Opponents.....	10	2001	257-544	.472	75-211	.355	166-228	.728	116	240	356	35.6	179	1	154	111	30	79	755	75.5

TEAM STATISTICS	W&M	OPP	DATE	OPPONENT	W/L	SCORE	ATTEND
SCORING.....	623	755	11/11/06	at Kansas State	L	60-70	11390
Points per game.....	62.3	75.5	11/25/06	at Holy Cross	L	57-66	2103
Scoring margin.....	-13.2	-	11/28/06	at Navy	L	63-79	1285
FIELD GOALS-ATT.....	213-526	257-544	*12/05/06	TOWSON	L	60-73	2073
Field goal pct.....	.405	.472	*1/10/07	VCU	L	77-88	2412
3 POINT FG-ATT.....	63-220	75-211	*1/13/07	at Delaware	L	62-77	2906
3-point FG pct.....	.286	.355	*1/16/07	GEORGE MASON	L	63-76	2729
3-pt FG made per game..	6.3	7.5	*1/20/07	at Hofstra	L	69-77	3721
FREE THROWS-ATT.....	134-180	166-228	*1/24/07	at Old Dominion University	L	44-59	6572
Free throw pct.....	.744	.728	*1/29/07	at VCU	L	68-90	6228
REBOUNDS.....	295	356	* = Conference game				
Rebounds per game.....	29.5	35.6					
Rebounding margin.....	-6.1	-					
ASSISTS.....	122	154					
Assists per game.....	12.2	15.4					
TURNOVERS.....	144	111					
Turnovers per game.....	14.4	11.1					
Turnover margin.....	-3.3	-					
Assist/turnover ratio..	0.8	1.4					
STEALS.....	47	79					
Steals per game.....	4.7	7.9					
BLOCKS.....	9	30					
Blocks per game.....	0.9	3.0					
WINNING STREAK.....	0	-					
Home win streak.....	0	-					
ATTENDANCE.....	7214	34205					
Home games-Avg/Game....	3-2405	7-4886					
Neutral site-Avg/Game..	-	0-0					

SCORE BY PERIODS:	1st	2nd	Total
William and Mary.....	289	334	- 623
Opponents.....	369	386	- 755

2006-07 William and Mary Basketball
William and Mary Combined Team Statistics (as of Jan 31, 2007)
Last Three Games

RECORD:	OVERALL	HOME	AWAY	NEUTRAL
ALL GAMES.....	(2-1)	(2-0)	(0-1)	(0-0)
CONFERENCE.....	(2-1)	(2-0)	(0-1)	(0-0)
NON-CONFERENCE.....	(0-0)	(0-0)	(0-0)	(0-0)

## Player	GP-GS	Min--Avg	---TOTAL---			---3-PTS---			---REBOUNDS---				PF	FO	A	TO	Blk	Stl	Pts	Avg
			FG-FGA	Pct	3FG-FGA	Pct	FT-FTA	Pct	Off	Def	Tot	Avg								
13 Kisielius, Laimis..	3-3	92 30.7	19-38	.500	6-14	.429	8-11	.727	4	6	10	3.3	4	0	10	8	2	1	52	17.3
24 Payton, Adam.....	3-3	96 32.0	15-25	.600	2-4	.500	13-15	.867	6	3	9	3.0	4	0	5	7	0	2	45	15.0
11 Mann, Nathan.....	3-1	81 27.0	12-18	.667	8-12	.667	0-0	.000	1	3	4	1.3	5	0	5	7	0	1	32	10.7
15 Stein, Peter.....	3-3	70 23.3	8-12	.667	4-5	.800	5-6	.833	2	7	9	3.0	8	0	3	2	3	1	25	8.3
02 Schneider, David...	3-3	89 29.7	6-23	.261	3-17	.176	1-2	.500	2	6	8	2.7	3	0	12	5	0	5	16	5.3
23 Darnell, Chris....	3-0	32 10.7	4-5	.800	1-2	.500	3-3	1.000	3	1	4	1.3	6	0	2	1	0	0	12	4.0
04 Smith, Alex.....	3-0	42 14.0	4-10	.400	0-0	.000	3-6	.500	8	4	12	4.0	3	0	2	1	0	1	11	3.7
03 Trumbower, Adam....	3-2	44 14.7	3-7	.429	2-4	.500	2-2	1.000	2	4	6	2.0	2	0	4	0	0	3	10	3.3
22 Sumner, Danny.....	3-0	25 8.3	3-5	.600	0-1	.000	1-2	.500	2	2	4	1.3	1	0	0	1	0	2	7	2.3
25 Stratton, Chris....	1-0	2 2.0	1-1	1.000	0-0	.000	0-0	.000	0	0	0	0.0	0	0	0	1	0	0	2	2.0
00 Hess, Steven.....	2-0	6 3.0	1-1	1.000	0-0	.000	0-0	.000	0	1	1	0.5	2	0	1	1	1	0	2	1.0
12 Barnett, Marcus....	1-0	1 1.0	0-0	.000	0-0	.000	0-0	.000	0	0	0	0.0	0	0	0	1	0	0	0	0.0
20 Carrabine, Kyle....	3-0	21 7.0	0-2	.000	0-2	.000	0-0	.000	1	4	5	1.7	1	0	1	2	0	0	0	0.0
Team.....									0	7	7	2.3	0		1					

Total.....	3	601	76-147	.517	26-61	.426	36-47	.766	31	48	79	26.3	39	0	45	38	6	16	214	71.3
Opponents.....	3	601	82-163	.503	24-62	.387	29-40	.725	40	44	84	28.0	47	0	42	37	8	21	217	72.3

TEAM STATISTICS	W&M	OPP	DATE	OPPONENT	W/L	SCORE	ATTEND

SCORING.....	214	217	*1/27/07	GEORGIA STATE	W	81-65	3156
Points per game.....	71.3	72.3	*1/29/07	at VCU	L	68-90	6228
Scoring margin.....	-1.0	-	*1/31/07	JAMES MADISON	W	65-62	2534
FIELD GOALS-ATT.....	76-147	82-163	* = Conference game				
Field goal pct.....	.517	.503					
3 POINT FG-ATT.....	26-61	24-62					
3-point FG pct.....	.426	.387					
3-pt FG made per game..	8.7	8.0					
FREE THROWS-ATT.....	36-47	29-40					
Free throw pct.....	.766	.725					
REBOUNDS.....	79	84					
Rebounds per game.....	26.3	28.0					
Rebounding margin.....	-1.7	-					
ASSISTS.....	45	42					
Assists per game.....	15.0	14.0					
TURNOVERS.....	38	37					
Turnovers per game....	12.7	12.3					
Turnover margin.....	-0.3	-					
Assist/turnover ratio..	1.2	1.1					
STEALS.....	16	21					
Steals per game.....	5.3	7.0					
BLOCKS.....	6	8					
Blocks per game.....	2.0	2.7					
WINNING STREAK.....	1	-					
Home win streak.....	2	-					
ATTENDANCE.....	5690	6228					
Home games-Avg/Game...	2-2845	1-6228					
Neutral site-Avg/Game..	-	0-0					

SCORE BY PERIODS:	1st	2nd	Total

William and Mary.....	101	113	- 214
Opponents.....	101	116	- 217

2006-07 William and Mary Basketball
William and Mary Combined Team Statistics (as of Jan 31, 2007)
Last Six Games

RECORD:	OVERALL	HOME	AWAY	NEUTRAL
ALL GAMES.....	(2-4)	(2-1)	(0-3)	(0-0)
CONFERENCE.....	(2-4)	(2-1)	(0-3)	(0-0)
NON-CONFERENCE.....	(0-0)	(0-0)	(0-0)	(0-0)

## Player	GP-GS	---TOTAL---		---3-PTS---		---REBOUNDS---				PF		FO		A		TO		Blk	Stl	Pts	Avg
		Min	Avg	FG-FGA	Pct	3FG-FGA	Pct	FT-FTA	Pct	Off	Def	Tot	Avg								
13 Kisielius, Laimis..	6-6	176	29.3	34-66	.515	11-24	.458	9-14	.643	7	16	23	3.8	16	1	19	14	2	2	88	14.7
24 Payton, Adam.....	6-6	196	32.7	28-52	.538	3-14	.214	28-31	.903	10	11	21	3.5	11	0	12	13	0	8	87	14.5
11 Mann, Nathan.....	6-4	164	27.3	20-40	.500	14-27	.519	0-0	.000	1	10	11	1.8	12	1	13	10	0	2	54	9.0
02 Schneider, David...	6-6	183	30.5	12-44	.273	8-34	.235	10-12	.833	4	17	21	3.5	11	0	19	10	0	5	42	7.0
45 Cofield, Corey.....	1-0	15	15.0	2-2	1.000	0-0	.000	3-3	1.000	1	3	4	4.0	2	0	1	2	0	0	7	7.0
15 Stein, Peter.....	6-6	132	22.0	16-28	.571	4-7	.571	5-6	.833	5	8	13	2.2	18	1	5	7	5	1	41	6.8
04 Smith, Alex.....	6-0	72	12.0	7-17	.412	1-2	.500	5-9	.556	11	10	21	3.5	6	0	3	6	0	1	20	3.3
03 Trumbower, Adam....	6-2	72	12.0	5-11	.455	4-7	.571	2-2	1.000	3	6	9	1.5	3	0	5	1	0	3	16	2.7
23 Darnell, Chris.....	6-0	67	11.2	5-9	.556	1-3	.333	4-7	.571	3	6	9	1.5	7	0	3	1	1	0	15	2.5
25 Stratton, Chris....	1-0	2	2.0	1-1	1.000	0-0	.000	0-0	.000	0	0	0	0.0	0	0	0	1	0	0	2	2.0
22 Sumner, Danny.....	4-0	25	6.3	3-5	.600	0-1	.000	1-2	.500	2	2	4	1.0	1	0	0	1	0	2	7	1.8
20 Carrabine, Kyle....	6-0	71	11.8	2-18	.111	2-14	.143	1-3	.333	2	7	9	1.5	4	0	2	4	0	1	7	1.2
00 Hess, Steven.....	4-0	25	6.3	2-3	.667	0-0	.000	0-0	.000	0	4	4	1.0	7	1	1	4	2	2	4	1.0
12 Barnett, Marcus....	1-0	1	1.0	0-0	.000	0-0	.000	0-0	.000	0	0	0	0.0	0	0	0	1	0	0	0	0.0
Team.....										2	14	16	2.7	0		3					

Total.....	6	1201	137-296	.463	48-133	.361	68-89	.764	51	114	165	27.5	98	4	83	78	10	27	390	65.0
Opponents.....	6	1201	158-329	.480	43-122	.352	70-98	.714	72	117	189	31.5	98	1	83	61	15	40	429	71.5

TEAM STATISTICS	W&M	OPP	DATE	OPPONENT	W/L	SCORE	ATTEND
SCORING.....	390	429	*1/16/07	GEORGE MASON	L	63-76	2729
Points per game.....	65.0	71.5	*1/20/07	at Hofstra	L	69-77	3721
Scoring margin.....	-6.5	-	*1/24/07	at Old Dominion University	L	44-59	6572
FIELD GOALS-ATT.....	137-296	158-329	*1/27/07	GEORGIA STATE	W	81-65	3156
Field goal pct.....	.463	.480	*1/29/07	at VCU	L	68-90	6228
3 POINT FG-ATT.....	48-133	43-122	*1/31/07	JAMES MADISON	W	65-62	2534
3-point FG pct.....	.361	.352	* = Conference game				
3-pt FG made per game..	8.0	7.2					
FREE THROWS-ATT.....	68-89	70-98					
Free throw pct.....	.764	.714					
REBOUNDS.....	165	189					
Rebounds per game.....	27.5	31.5					
Rebounding margin.....	-4.0	-					
ASSISTS.....	83	83					
Assists per game.....	13.8	13.8					
TURNOVERS.....	78	61					
Turnovers per game....	13.0	10.2					
Turnover margin.....	-2.8	-					
Assist/turnover ratio..	1.1	1.4					
STEALS.....	27	40					
Steals per game.....	4.5	6.7					
BLOCKS.....	10	15					
Blocks per game.....	1.7	2.5					
WINNING STREAK.....	1	-					
Home win streak.....	2	-					
ATTENDANCE.....	8419	16521					
Home games-Avg/Game....	3-2806	3-5507					
Neutral site-Avg/Game..	-	0-0					

SCORE BY PERIODS:	1st	2nd	Total
William and Mary.....	195	195	- 390
Opponents.....	198	231	- 429

2006-07 William and Mary Basketball
William and Mary Combined Team Statistics (as of Jan 31, 2007)
Last Nine Games

RECORD:	OVERALL	HOME	AWAY	NEUTRAL
ALL GAMES.....	(3-6)	(2-2)	(1-4)	(0-0)
CONFERENCE.....	(3-6)	(2-2)	(1-4)	(0-0)
NON-CONFERENCE.....	(0-0)	(0-0)	(0-0)	(0-0)

## Player	GP-GS	Min--Avg		---TOTAL---		---3-PTS---		---REBOUNDS---		PF FO		A TO		Blk Stl		Pts	Avg				
		FG-FGA	Pct	3FG-FGA	Pct	FT-FTA	Pct	Off	Def	Tot	Avg										
24 Payton, Adam.....	9-9	292	32.4	46-87	.529	6-22	.273	41-47	.872	16	17	33	3.7	15	0	17	23	0	16	139	15.4
13 Kisielius, Laimis..	9-9	252	28.0	39-89	.438	15-35	.429	16-22	.727	10	25	35	3.9	26	1	25	20	2	3	109	12.1
11 Mann, Nathan.....	9-7	251	27.9	28-64	.438	18-43	.419	3-3	1.000	3	22	25	2.8	18	1	21	14	0	5	77	8.6
02 Schneider, David...	9-9	284	31.6	20-68	.294	12-51	.235	14-21	.667	9	24	33	3.7	21	0	27	17	0	7	66	7.3
04 Smith, Alex.....	9-0	130	14.4	19-34	.559	2-4	.500	15-20	.750	21	15	36	4.0	16	0	3	11	0	1	55	6.1
15 Stein, Peter.....	9-9	184	20.4	20-36	.556	5-9	.556	6-8	.750	6	17	23	2.6	27	2	9	11	5	3	51	5.7
45 Cofield, Corey.....	3-0	25	8.3	3-3	1.000	0-0	.000	7-9	.778	2	3	5	1.7	4	0	1	2	0	0	13	4.3
23 Darnell, Chris.....	9-0	98	10.9	8-14	.571	1-4	.250	5-9	.556	3	9	12	1.3	13	0	4	2	2	1	22	2.4
22 Sumner, Danny.....	7-0	39	5.6	6-10	.600	0-2	.000	3-4	.750	2	2	4	0.6	3	0	0	3	0	2	15	2.1
20 Carrabine, Kyle....	9-0	123	13.7	6-29	.207	3-20	.150	2-5	.400	2	9	11	1.2	5	0	3	6	0	2	17	1.9
03 Trumbower, Adam....	9-2	94	10.4	5-13	.385	4-9	.444	2-2	1.000	3	7	10	1.1	4	0	5	2	0	3	16	1.8
25 Stratton, Chris....	2-0	2	1.0	1-1	1.000	0-0	.000	0-0	.000	0	0	0	0.0	0	0	1	0	0	0	2	1.0
00 Hess, Steven.....	6-0	26	4.3	2-3	.667	0-0	.000	0-0	.000	0	4	4	0.7	7	1	1	4	2	2	4	0.7
12 Barnett, Marcus....	2-0	1	0.5	0-0	.000	0-0	.000	0-0	.000	0	0	0	0.0	0	0	2	0	0	0	0	0.0
Team.....										8	19	27	3.0	0		3					

Total.....	9	1801	203-451	.450	66-199	.332	114-150	.760	85	173	258	28.7	159	5	116	121	11	45	586	65.1
Opponents.....	9	1801	222-462	.481	66-176	.375	127-171	.743	90	178	268	29.8	153	1	122	99	21	60	637	70.8

TEAM STATISTICS	W&M	OPP	DATE	OPPONENT	W/L	SCORE	ATTEND
SCORING.....	586	637	*1/8/07	at Georgia State	W	57-43	717
Points per game.....	65.1	70.8	*1/10/07	VCU	L	77-88	2412
Scoring margin.....	-5.7	-	*1/13/07	at Delaware	L	62-77	2906
FIELD GOALS-ATT.....	203-451	222-462	*1/16/07	GEORGE MASON	L	63-76	2729
Field goal pct.....	.450	.481	*1/20/07	at Hofstra	L	69-77	3721
3 POINT FG-ATT.....	66-199	66-176	*1/24/07	at Old Dominion University	L	44-59	6572
3-point FG pct.....	.332	.375	*1/27/07	GEORGIA STATE	W	81-65	3156
3-pt FG made per game..	7.3	7.3	*1/29/07	at VCU	L	68-90	6228
FREE THROWS-ATT.....	114-150	127-171	*1/31/07	JAMES MADISON	W	65-62	2534
Free throw pct.....	.760	.743	* = Conference game				
REBOUNDS.....	258	268					
Rebounds per game.....	28.7	29.8					
Rebounding margin.....	-1.1	-					
ASSISTS.....	116	122					
Assists per game.....	12.9	13.6					
TURNOVERS.....	121	99					
Turnovers per game.....	13.4	11.0					
Turnover margin.....	-2.4	-					
Assist/turnover ratio..	1.0	1.2					
STEALS.....	45	60					
Steals per game.....	5.0	6.7					
BLOCKS.....	11	21					
Blocks per game.....	1.2	2.3					
WINNING STREAK.....	1	-					
Home win streak.....	2	-					
ATTENDANCE.....	10831	20144					
Home games-Avg/Game....	4-2708	5-4029					
Neutral site-Avg/Game..	-	0-0					

SCORE BY PERIODS:	1st	2nd	Total
William and Mary.....	271	315	- 586
Opponents.....	293	344	- 637

2006-07 William and Mary Basketball
 William and Mary High/Low Analysis (as of Jan 31, 2007)
 All games

William and Mary - TEAM GAME HIGHS

POINTS.....	81	vs Georgia State (1/27/07)
	77	vs VCU (1/10/07)
	77	vs Wagner (11/20/06)
	73	vs Cornell (12/02/06)
	72	vs Hampton (12/28/06)
FIELD GOALS MADE.....	32	vs Wagner (11/20/06)
	28	vs Georgia State (1/27/07)
FIELD GOAL ATTEMPTS.....	64	vs Wagner (11/20/06)
	58	at Hofstra (1/20/07)
	58	at Delaware (1/13/07)
FIELD GOAL PERCENTAGE.....	.609 (28-46)	vs Georgia State (1/27/07)
	.512 (21-41)	vs Hampton (12/28/06)
3 PT FIELD GOALS MADE.....	12	vs Georgia State (1/27/07)
	9	vs George Mason (1/16/07)
	9	vs Hampton (12/28/06)
	9	vs Cornell (12/02/06)
3 PT FG ATTEMPTS.....	29	vs Towson (12/05/06)
	25	vs Georgia State (1/27/07)
	25	vs George Mason (1/16/07)
3 PT FG PERCENTAGE.....	.480 (12-25)	vs Georgia State (1/27/07)
	.467 (7-15)	vs UMBC (12/22/06)
FREE THROWS MADE.....	27	vs VCU (1/10/07)
	21	vs Hampton (12/28/06)
	21	vs UMBC (12/22/06)
FREE THROW ATTEMPTS.....	34	vs VCU (1/10/07)
	33	vs Jacksonville State (12/01/06)
FREE THROW PERCENTAGE.....	.955 (21-22)	vs UMBC (12/22/06)
	.882 (15-17)	at Hofstra (1/20/07)
REBOUNDS.....	47	vs Jacksonville State (12/01/06)
	42	vs Wagner (11/20/06)
ASSISTS.....	18	vs Georgia State (1/27/07)
	16	vs James Madison (1/31/07)
	16	at George Mason (1/3/07)
	16	vs Towson (12/05/06)
	16	vs Cornell (12/02/06)
	16	vs Wagner (11/20/06)
	16	at Kansas State (11/11/06)
STEALS.....	12	vs North Florida (12/08/06)
	9	vs Jacksonville State (12/01/06)
BLOCKED SHOTS.....	4	vs North Florida (12/08/06)
	4	vs Wagner (11/20/06)
TURNOVERS.....	28	vs Jacksonville State (12/01/06)
	24	vs Hampton (12/28/06)
FOULS.....	25	vs Wagner (11/20/06)
	24	at Hofstra (1/20/07)
	24	vs VCU (1/10/07)
	24	at Kansas State (11/11/06)

2006-07 William and Mary Basketball
 William and Mary High/Low Analysis (as of Jan 31, 2007)
 All games

Opponent - GAME HIGHS

POINTS.....	90	at VCU (1/29/07)
	88	vs VCU (1/10/07)
	79	at Navy (11/28/06)
	77	at Hofstra (1/20/07)
	77	at Delaware (1/13/07)
FIELD GOALS MADE.....	34	at VCU (1/29/07)
	28	vs George Mason (1/16/07)
FIELD GOAL ATTEMPTS.....	80	at Kansas State (11/11/06)
	62	vs Jacksonville State (12/01/06)
FIELD GOAL PERCENTAGE.....	.614 (27-44)	at Navy (11/28/06)
	.595 (25-42)	vs VCU (1/10/07)
3 PT FIELD GOALS MADE.....	12	at VCU (1/29/07)
	12	at Delaware (1/13/07)
3 PT FG ATTEMPTS.....	31	vs Wagner (11/20/06)
	30	vs Richmond (12/31/06)
3 PT FG PERCENTAGE.....	.643 (9-14)	at Navy (11/28/06)
	.500 (12-24)	at VCU (1/29/07)
	.500 (7-14)	vs VCU (1/10/07)
FREE THROWS MADE.....	31	vs VCU (1/10/07)
	19	at Hofstra (1/20/07)
	19	at Delaware (1/13/07)
	19	vs Hampton (12/28/06)
FREE THROW ATTEMPTS.....	37	vs VCU (1/10/07)
	31	vs Hampton (12/28/06)
FREE THROW PERCENTAGE.....	.917 (11-12)	vs Northeastern (1/6/07)
	.867 (13-15)	at Old Dominion University (1/24/07)
	.867 (13-15)	vs UMBC (12/22/06)
REBOUNDS.....	59	at Kansas State (11/11/06)
	43	at Holy Cross (11/25/06)
ASSISTS.....	20	at Navy (11/28/06)
	19	at VCU (1/29/07)
STEALS.....	14	vs Jacksonville State (12/01/06)
	12	at Holy Cross (11/25/06)
BLOCKED SHOTS.....	8	at Kansas State (11/11/06)
	5	at Holy Cross (11/25/06)
TURNOVERS.....	21	vs Hampton (12/28/06)
	19	vs Jacksonville State (12/01/06)
	19	vs Wagner (11/20/06)
FOULS.....	25	vs VCU (1/10/07)
	25	vs Jacksonville State (12/01/06)

2006-07 William and Mary Basketball
 William and Mary High/Low Analysis (as of Jan 31, 2007)
 All games

William and Mary - GAME LOWS

POINTS.....	44	at Old Dominion University (1/24/07)
	57	at Holy Cross (11/25/06)
	57	at Georgia State (1/8/07)
	59	vs Jacksonville State (12/01/06)
	60	at Kansas State (11/11/06)
	60	vs Towson (12/05/06)
	60	vs Northeastern (1/6/07)
FIELD GOALS MADE.....	14	at Old Dominion University (1/24/07)
	19	vs Towson (12/05/06)
	19	vs Northeastern (1/6/07)
FIELD GOAL ATTEMPTS.....	41	vs Hampton (12/28/06)
	42	vs UMBC (12/22/06)
	42	vs Richmond (12/31/06)
FIELD GOAL PERCENTAGE.....	.318 (14-44)	at Old Dominion University (1/24/07)
	.352 (19-54)	vs Towson (12/05/06)
3 PT FIELD GOALS MADE.....	2	vs Jacksonville State (12/01/06)
	2	at Delaware (1/13/07)
3 PT FG ATTEMPTS.....	11	vs Jacksonville State (12/01/06)
	15	vs UMBC (12/22/06)
3 PT FG PERCENTAGE.....	.091 (2-22)	at Delaware (1/13/07)
	.182 (2-11)	vs Jacksonville State (12/01/06)
FREE THROWS MADE.....	3	at Georgia State (1/8/07)
	6	vs Wagner (11/20/06)
FREE THROW ATTEMPTS.....	7	at Georgia State (1/8/07)
	10	vs George Mason (1/16/07)
FREE THROW PERCENTAGE.....	.429 (3-7)	at Georgia State (1/8/07)
	.500 (6-12)	vs Wagner (11/20/06)
REBOUNDS.....	23	vs UMBC (12/22/06)
	24	vs Georgia State (1/27/07)
ASSISTS.....	9	at Delaware (1/13/07)
	9	at Old Dominion University (1/24/07)
STEALS.....	1	vs George Mason (1/16/07)
	3	vs UMBC (12/22/06)
	3	vs Hampton (12/28/06)
BLOCKED SHOTS.....	0	vs Towson (12/05/06)
	0	at George Mason (1/3/07)
	0	vs VCU (1/10/07)
	0	at Delaware (1/13/07)
	0	vs George Mason (1/16/07)
	0	at VCU (1/29/07)
TURNOVERS.....	8	vs Towson (12/05/06)
	9	vs UMBC (12/22/06)
FOULS.....	11	vs Jacksonville State (12/01/06)
	11	vs Northeastern (1/6/07)

2006-07 William and Mary Basketball
 William and Mary High/Low Analysis (as of Jan 31, 2007)
 All games

Opponent - GAME LOWS

POINTS.....	43	at Georgia State (1/8/07)
	44	vs North Florida (12/08/06)
	53	vs Wagner (11/20/06)
	53	vs Richmond (12/31/06)
	56	vs Jacksonville State (12/01/06)
FIELD GOALS MADE.....	16	at Georgia State (1/8/07)
	17	vs Wagner (11/20/06)
FIELD GOAL ATTEMPTS.....	42	vs VCU (1/10/07)
	42	at Delaware (1/13/07)
FIELD GOAL PERCENTAGE.....	.300 (24-80)	at Kansas State (11/11/06)
	.327 (16-49)	at Georgia State (1/8/07)
3 PT FIELD GOALS MADE.....	3	vs Jacksonville State (12/01/06)
	3	vs UMBC (12/22/06)
3 PT FG ATTEMPTS.....	14	at Navy (11/28/06)
	14	vs UMBC (12/22/06)
	14	vs VCU (1/10/07)
3 PT FG PERCENTAGE.....	.158 (3-19)	vs Jacksonville State (12/01/06)
	.200 (5-25)	at Holy Cross (11/25/06)
	.200 (6-30)	vs Richmond (12/31/06)
FREE THROWS MADE.....	3	vs Jacksonville State (12/01/06)
	3	vs North Florida (12/08/06)
FREE THROW ATTEMPTS.....	8	vs Jacksonville State (12/01/06)
	8	vs North Florida (12/08/06)
FREE THROW PERCENTAGE.....	.375 (3-8)	vs Jacksonville State (12/01/06)
	.375 (3-8)	vs North Florida (12/08/06)
REBOUNDS.....	21	vs Georgia State (1/27/07)
	24	vs UMBC (12/22/06)
	24	at George Mason (1/3/07)
	24	vs George Mason (1/16/07)
ASSISTS.....	4	vs Hampton (12/28/06)
	6	vs UMBC (12/22/06)
STEALS.....	0	vs North Florida (12/08/06)
	3	vs Wagner (11/20/06)
BLOCKED SHOTS.....	0	vs UMBC (12/22/06)
	0	vs Hampton (12/28/06)
	0	vs George Mason (1/16/07)
TURNOVERS.....	4	vs George Mason (1/16/07)
	8	at Old Dominion University (1/24/07)
FOULS.....	13	at Georgia State (1/8/07)
	14	vs Towson (12/05/06)
	14	vs Northeastern (1/6/07)

2006-07 William and Mary Basketball
 William and Mary High/Low Analysis (as of Jan 31, 2007)
 All games

William and Mary - INDIVIDUAL GAME HIGHS

POINTS.....	26	Payton, Adam vs VCU (1/10/07)
	23	Payton, Adam at Hofstra (1/20/07)
	22	Kisielius, Laimis at VCU (1/29/07)
	21	Mann, Nathan vs James Madison (1/31/07)
	21	Kisielius, Laimis vs Cornell (12/02/06)
FIELD GOALS MADE.....	8	Mann, Nathan vs James Madison (1/31/07)
	8	Kisielius, Laimis at VCU (1/29/07)
	8	Payton, Adam at Delaware (1/13/07)
	8	Kisielius, Laimis vs Wagner (11/20/06)
FIELD GOAL ATT.....	17	Kisielius, Laimis at VCU (1/29/07)
	16	Payton, Adam vs Towson (12/05/06)
	16	Payton, Adam at Navy (11/28/06)
FG PCT (min 5 made).....	.833 (5-6)	Payton, Adam vs Georgia State (1/27/07)
	.833 (5-6)	Kisielius, Laimis vs Jacksonville State (12/01/06)
3 PT FG MADE.....	5	Mann, Nathan vs James Madison (1/31/07)
	4	Schneider, David vs Northeastern (1/6/07)
	4	Mann, Nathan at George Mason (1/3/07)
	4	Schneider, David vs Towson (12/05/06)
	4	Mann, Nathan vs Cornell (12/02/06)
3 PT FG ATTEMPTS.....	10	Mann, Nathan vs Cornell (12/02/06)
	9	Mann, Nathan at George Mason (1/3/07)
	9	Schneider, David at Kansas State (11/11/06)
3-PT FG PCT (min 2 made).....	1.000 (3-3)	Kisielius, Laimis at Kansas State (11/11/06)
	1.000 (2-2)	Mann, Nathan at VCU (1/29/07)
	1.000 (2-2)	Payton, Adam vs Georgia State (1/27/07)
	1.000 (2-2)	Trumbower, Adam vs Georgia State (1/27/07)
	1.000 (2-2)	Stein, Peter vs Georgia State (1/27/07)
	1.000 (2-2)	Payton, Adam vs VCU (1/10/07)
	1.000 (2-2)	Kisielius, Laimis vs Hampton (12/28/06)
	1.000 (2-2)	Payton, Adam vs Hampton (12/28/06)
FREE THROWS MADE.....	10	Payton, Adam vs VCU (1/10/07)
	9	Kisielius, Laimis vs Jacksonville State (12/01/06)
FREE THROW ATT.....	12	Kisielius, Laimis vs Hampton (12/28/06)
	12	Kisielius, Laimis vs Jacksonville State (12/01/06)
FT PCT (min 3 made).....	1.000 (8-8)	Payton, Adam at Hofstra (1/20/07)
	1.000 (6-6)	Smith, Alex at Delaware (1/13/07)
	1.000 (5-5)	Payton, Adam at Old Dominion University (1/24/07)
	1.000 (4-4)	Kisielius, Laimis at VCU (1/29/07)
	1.000 (4-4)	Kisielius, Laimis vs VCU (1/10/07)
	1.000 (4-4)	Payton, Adam vs UMBC (12/22/06)
	1.000 (4-4)	Schneider, David vs North Florida (12/08/06)
	1.000 (4-4)	Mann, Nathan vs North Florida (12/08/06)
	1.000 (4-4)	Mann, Nathan vs Towson (12/05/06)
	1.000 (4-4)	Kisielius, Laimis vs Cornell (12/02/06)
	1.000 (3-3)	Cofield, Corey vs George Mason (1/16/07)
	1.000 (3-3)	Schneider, David vs George Mason (1/16/07)
	1.000 (3-3)	Mann, Nathan vs VCU (1/10/07)
	1.000 (3-3)	Smith, Alex at George Mason (1/3/07)
	1.000 (3-3)	Stein, Peter vs Hampton (12/28/06)
	1.000 (3-3)	Mann, Nathan vs UMBC (12/22/06)
REBOUNDS.....	9	Smith, Alex at Delaware (1/13/07)
	9	Payton, Adam at George Mason (1/3/07)
	9	Mann, Nathan vs North Florida (12/08/06)

ASSISTS.....	9	Schneider, David at Kansas State (11/11/06)
	7	Schneider, David at Kansas State (11/11/06)
	6	Schneider, David vs James Madison (1/31/07)
STEALS.....	6	Schneider, David vs Wagner (11/20/06)
	4	Payton, Adam at Hofstra (1/20/07)
	4	Payton, Adam vs VCU (1/10/07)
BLOCKED SHOTS.....	4	Schneider, David at Kansas State (11/11/06)
	2	Stein, Peter vs James Madison (1/31/07)
	2	Kisielius, Laimis vs Richmond (12/31/06)
	2	Smith, Alex vs Hampton (12/28/06)
	2	Kisielius, Laimis vs UMBC (12/22/06)
	2	Kisielius, Laimis vs North Florida (12/08/06)
	2	Stein, Peter vs North Florida (12/08/06)
	2	Darnell, Chris vs Cornell (12/02/06)
TURNOVERS.....	6	Kisielius, Laimis vs Jacksonville State (12/01/06)
	5	Payton, Adam vs VCU (1/10/07)
	5	Cofield, Corey vs Jacksonville State (12/01/06)
	5	Kisielius, Laimis at Holy Cross (11/25/06)
	5	Schneider, David at Kansas State (11/11/06)
FOULS.....	5	Hess, Steven at Old Dominion University (1/24/07)
	5	Stein, Peter at Hofstra (1/20/07)
	5	Mann, Nathan at Hofstra (1/20/07)
	5	Kisielius, Laimis vs George Mason (1/16/07)
	5	Stein, Peter vs VCU (1/10/07)
	5	Payton, Adam vs Towson (12/05/06)
	5	Smith, Alex at Holy Cross (11/25/06)
	5	Mann, Nathan at Kansas State (11/11/06)