

2006-07

# Tribe

MEN'S BASKETBALL

MEN'S BASKETBALL CONTACT/ASSOCIATE DIRECTOR: KRIS SEARS - PHONE: 757-221-3368 - EMAIL: KASEAR@WM.EDU - FAX: 757-221-3412

**UNC WILMINGTON SEAHAWKS (6-17, 3-11 CAA)**

VS.

**WILLIAM AND MARY TRIBE (13-11, 6-8 CAA)**

**Feb. 10, 2007 • 7:00 PM**  
**Trask Coliseum (6,100)**  
**Wilmington, N. C.**

### W&M SET FOR ROAD AFFAIR WITH UNCW

The William and Mary men's basketball team will see a familiar foe and attempt to avenge an earlier loss when it travels to face UNC Wilmington on Saturday, Feb. 10. It will mark the second time in a week the two teams have met after UNCW defeated W&M, 67-61, in Williamsburg on Feb. 3. Tip-off is slated for 7 p.m. at Trask Coliseum.

The Tribe tallied its 13th victory of the season on Feb. 7, downing rival James Madison, 71-56, in Harrisonburg. W&M shot 76.2 percent from the floor in the second half to give the College its most wins in a season since the 1997-98 campaign. Senior guard Adam Payton once again led the Tribe with 18 points, but it was a career-high 17 points on 7-of-10 shooting from sophomore forward Peter Stein that jumped off the stat sheet. Junior Nathan Mann and freshman David Schneider also finished in double figures with 14 and 11, respectively. UNCW dropped its last contest, falling at Delaware, 78-69, on Feb. 7.

The game can be heard live over the Tribe Radio Network with Jay Colley, Bill McDonald and Charlie Woollum on the call. The contest also can be followed live over the Internet at TribeAthletics.com.

### STORY LINES

- The Tribe will look for its first victory at UNC Wilmington since the 1993-94 season. The College will also attempt to snap a six-game slide against the Seahawks.

- W&M has hit six or more 3-point field goals in each of the last eight games and in 15 of its last 16 contests.

### PROBABLE STARTING LINEUPS

#### WILLIAM AND MARY TRIBE

Pos.	No.	Name	Ht.	Wt.	Cl./El.	PPG	APG	RPG	Other
G	2	David Schneider	6-3	175	Fr./Fr.	8.8	3.0	3.5	
G	11	Nathan Mann	6-2	190	Jr./Jr.	8.4	2.1	3.3	
G	24	Adam Payton	6-3	195	5th/Sr.	14.0	1.7	4.1	1.6 SPG
F	13	Laimis Kisielius	6-8	210	Jr./Jr.	12.0	2.5	3.6	.432 3FG%
F	15	Peter Stein	6-9	225	So./So.	5.8	1.3	3.1	.622 FG%

#### UNC WILMINGTON SEAHAWKS

Pos.	No.	Name	Ht.	Wt.	Cl./El.	PPG	APG	RPG	Other
F	31	Dejan Grkovic	6-8	225	Sr./Sr.	3.7	0.9	4.3	
F	41	Todd Hendley	6-9	235	Sr./Jr.	10.8	1.0	4.2	.793 FT%
G	1	Montez Downey	6-5	230	Fr./Fr.	8.0	1.0	2.9	
G	4	Daniel Foutain	6-4	210	Jr./Jr.	11.0	1.9	3.1	.349 3FG%
G	22	Temi Soyebó	6-0	170	Sr./Sr.	6.8	5.7	4.6	2.0 SPG

### 2006-07 W&M MEN'S BASKETBALL SCHEDULE

Overall: 13-11 Home: 10-4 Away: 3-7 Conference: 6-8

#### NOVEMBER

1	<b>BARTON COLLEGE (exh.)</b>	<b>W, 85-73</b>
11	at Kansas State	L, 60-70
20	<b>WAGNER</b>	<b>W, 77-53</b>
25	at Holy Cross	L, 57-66
28	at Navy	L, 63-79

#### DECEMBER

#### 2006 W&M TIP-OFF CLASSIC (WILLIAMSBURG, VA.)

1	Cornell vs. VMI	Cornell, 99-94
1	<b>JACKSONVILLE STATE</b>	<b>W, 59-56</b>
2	Jacksonville State vs. VMI	Jacksonville State, 87-85
2	<b>CORNELL</b>	<b>W, 73-68 (OT)</b>
5	<b>TOWSON * (TV - CSN-MA; CSN-P)</b>	<b>L, 60-73</b>
8	<b>NORTH FLORIDA</b>	<b>W, 61-44</b>
22	<b>UMBC</b>	<b>W, 70-58</b>
28	<b>HAMPTON</b>	<b>W, 72-67</b>
31	<b>RICHMOND</b>	<b>W, 61-53</b>

#### JANUARY

3	at George Mason *	W, 67-63
6	<b>NORTHEASTERN (TV - CN8) *</b>	<b>W, 60-57</b>
8	at Georgia State *	W, 57-43
10	<b>VIRGINIA COMMONWEALTH *</b>	<b>L, 77-88</b>
13	at Delaware *	L, 62-77
16	<b>GEORGE MASON (TV - ESPN Regional) * L, 63-76</b>	
20	at Hofstra *	L, 69-77
24	at Old Dominion *	L, 44-59
27	<b>GEORGIA STATE *</b>	<b>W, 81-65</b>
29	at Virginia Commonwealth *	L, 68-90
31	<b>JAMES MADISON *</b>	<b>W, 65-62</b>

#### FEBRUARY

3	<b>UNC WILMINGTON * (TV - WSKY)</b>	<b>L, 61-67</b>
7	at James Madison *	W, 71-56
10	at UNC Wilmington *	7 PM
14	<b>DREXEL *</b>	<b>7 PM</b>
17	at Fairfield ^	4 PM
21	at Drexel *	7:30 PM
24	<b>OLD DOMINION *</b>	<b>2 PM</b>

#### MARCH

2	CAA Tournament First Round (Richmond, Va.)
3	CAA Tournament Quarterfinals (Richmond, Va.)
4	CAA Tournament Semifinals (Richmond, Va.)
5	CAA Tournament Final (Richmond, Va.)

\* Colonial Athletic Association game

^ - O'Reilly ESPNU BracketBusters

CSN-MA - Comcast SportsNet Mid-Atlantic

CSN-P - Comcast SportsNet Philadelphia



## MEDIA INFORMATION

**WILLIAM AND MARY SPORTS INFORMATION**  
 Kris Sears, Assoc. Director (MBK Contact)  
 Office: (757) 221-3368  
 Cell: (765) 860-1205  
 E-mail: kasear@wm.edu  
 Fax: (757) 221-3412  
 Website: www.TribeAthletics.com

### CAA TELEPHONIC PRESS CONFERENCES

Members of the media are invited to participate in the CAA's weekly telephonic press conference series. The first call will occur on Jan. 2, continuing each Tuesday morning through Feb. 27. CAA coaches will be available to answer questions beginning at 10 AM. The weekly lineup is listed below. The phone number to take part in the call is **888-889-5244**. Members of the media should contact **Rob Washburn (804-754-1616)** at the CAA office for the password to access the call.

10:00 Tom Pecora (Hofstra)  
 10:10 Bill Coen (Northeastern)  
 10:20 Anthony Grant (VCU)  
 10:30 Blaine Taylor (Old Dominion)  
 10:40 **Tony Shaver (William and Mary)**  
 10:50 Benny Moss (UNC Wilmington)  
 11:00 Dean Keener (James Madison)  
 11:10 Jim Larranaga (George Mason)  
 11:20 Pat Kennedy (Towson)  
 11:30 Monte Ross (Delaware)  
 11:40 Bruiser Flint (Drexel)  
 11:50 Michael Perry (Georgia State)

### WILLIAM AND MARY RADIO NETWORK

Teaming up once again to call all the action of Tribe basketball over the airwaves will be **Jay Colley, Charlie Woollum and Bill McDonald**.

The flagship stations for the radio network are WYTD, 92.3 FM, and WBACH, 107.9 FM. W&M games can be heard on all of the following stations:

WYTD (92.3 FM) Williamsburg  
 WBACH (107.9 FM) Williamsburg  
 WCLM (1450 AM) Richmond  
 WBRG (1050 AM) Lynchburg

Tribe basketball games can also be heard live via the Internet. Go to the W&M website: **www.TribeAthletics.com** and click on the "Live Audio" link for more information.

### ON THE INTERNET

For complete coverage of all 23 of William and Mary's teams on the Internet, go to **www.TribeAthletics.com**. The official site of Tribe athletics features the most recent press releases, statistics and schedule information, as well as the latest basketball game notes and season updates.

### VIA CELL PHONE

Fans can have final scores for all W&M sports sent as a text message to a cell phone. "eSCORES" is a free service available from Stretch Internet, the Tribe's Internet broadcast partner. To sign up for this service, go to the W&M web site: **www.TribeAthletics.com** and click on the "eSCORES" link at the top of the page.

## TRIBE PLAYERS CAREER VS. UNC WILMINGTON

Kyle Carrabine		Date	Starts	Min	FG-A	Pct	3FG-A	Pct	FT-A	Pct	O-D	Tot	PF	A	TO	B	S	Pts
		2/3/07		16	1-3	.333	0-2	.000	1-2	.500	0-2	2	0	0	0	0	0	3
<b>Totals</b>			1/0	16-16.0	1-3	.333	0-2	.000	1-2	.500	0-2	2-2.0	0	0	0	0	0	3-3.0
Chris Darnell		Date	Starts	Min	FG-A	Pct	3FG-A	Pct	FT-A	Pct	O-D	Tot	PF	A	TO	B	S	Pts
		11/30/05		8	0-3	.000	0-2	.000	0-0	.000	0-2	2	0	1	1	0	0	0
		1/7/06		17	3-6	.500	0-2	.000	1-1	1.000	0-3	3	1	0	0	0	0	7
		2/3/07		19	1-5	.200	1-2	.500	0-2	.000	0-2	2	1	2	1	0	0	3
<b>Totals</b>			3/0	44-14.7	4-14	.286	1-6	.167	1-3	.333	0-7	7-2.3	2	3	2	0	0	10-3.3
Steven Hess		Date	Starts	Min	FG-A	Pct	3FG-A	Pct	FT-A	Pct	O-D	Tot	PF	A	TO	B	S	Pts
		2/3/07		6	0-0	.000	0-0	.000	0-0	.000	0-0	0	2	0	0	0	0	0
<b>Totals</b>			1/0	6-6.0	0-0	.000	0-0	.000	0-0	.000	0-0	0-0.0	2	0	0	0	0	0-0.0
Laimis Kisielius		Date	Starts	Min	FG-A	Pct	3FG-A	Pct	FT-A	Pct	O-D	Tot	PF	A	TO	B	S	Pts
		1/19/05	*	15	1-3	.333	1-1	1.000	1-2	.500	0-3	3	2	1	1	0	0	4
		2/9/05	*	35	7-15	.467	3-8	.375	6-6	1.000	1-2	3	1	5	2	0	2	23
		11/30/05	*	18	5-10	.500	1-2	.500	2-2	1.000	0-0	0	3	0	4	0	0	13
		1/7/06	*	28	3-8	.375	1-2	.500	2-4	.500	2-5	7	1	0	1	0	1	9
<b>Totals</b>			4/4	96-24.0	16-36	.444	6-13	.462	11-14	.786	3-10	13-3.3	7	6	8	0	3	49-12.3
Nathan Mann		Date	Starts	Min	FG-A	Pct	3FG-A	Pct	FT-A	Pct	O-D	Tot	PF	A	TO	B	S	Pts
		1/19/05		23	3-8	.375	2-6	.333	2-2	1.000	0-1	1	1	2	0	0	0	10
		2/9/05	*	31	0-7	.000	0-3	.000	0-0	.000	0-1	1	2	2	4	0	0	0
		11/30/05		25	2-7	.286	1-4	.250	0-0	.000	0-0	0	1	2	0	0	0	5
		1/7/06	*	9	0-0	.000	0-0	.000	0-0	.000	0-0	0	0	0	1	0	0	0
		2/3/07	*	29	3-11	.273	3-11	.273	3-3	1.000	0-2	2	4	2	0	0	1	12
<b>Totals</b>			5/3	112-22.4	8-33	.242	6-24	.250	5-5	1.000	0-4	4-0.8	8	8	5	0	1	27-5.4
Adam Payton		Date	Starts	Min	FG-A	Pct	3FG-A	Pct	FT-A	Pct	O-D	Tot	PF	A	TO	B	S	Pts
		11/30/05	*	25	4-4	1.000	1-1	1.000	1-2	.500	2-1	3	4	2	1	0	1	10
		1/7/06	*	30	2-9	.222	0-1	.000	0-1	.000	1-3	4	3	3	6	0	3	4
		2/3/07	*	35	7-13	.538	2-3	.667	8-9	.889	3-2	5	1	2	1	0	3	24
<b>Totals</b>			3/3	90/30.0	13-26	.500	3-5	.600	9-12	.750	6-6	12-4.0	8	7	8	0	7	38-12.7
David Schneider		Date	Starts	Min	FG-A	Pct	3FG-A	Pct	FT-A	Pct	O-D	Tot	PF	A	TO	B	S	Pts
		2/3/07	*	26	0-7	.000	0-6	.000	1-2	.500	1-1	2	2	1	0	0	0	1
<b>Totals</b>			1/1	26-26.0	0-7	.000	0-6	.000	1-2	.500	1-1	2-2.0	2	1	0	0	0	1-1.0
Alex Smith		Date	Starts	Min	FG-A	Pct	3FG-A	Pct	FT-A	Pct	O-D	Tot	PF	A	TO	B	S	Pts
		11/30/05	*	17	2-2	1.000	0-0	.000	2-4	.500	1-3	4	2	1	0	0	0	6
		1/7/06		8	0-2	.000	0-0	.000	2-2	1.000	1-2	3	0	0	0	0	0	2
		2/3/07	*	19	1-2	.500	0-0	.000	0-0	.000	3-1	4	3	0	0	0	1	2
<b>Totals</b>			3/2	44-14.7	3-6	.500	0-0	.000	4-6	.667	5-6	11-3.7	5	1	0	0	1	10-3.3
Peter Stein		Date	Starts	Min	FG-A	Pct	3FG-A	Pct	FT-A	Pct	O-D	Tot	PF	A	TO	B	S	Pts
		11/30/05		12	1-1	1.000	0-0	.000	0-0	.000	0-2	2	0	0	1	0	0	2
		1/7/06		15	0-0	.000	0-0	.000	3-4	.750	2-0	2	0	1	2	0	1	3
		2/3/07	*	24	4-6	.667	1-2	.500	0-0	.000	1-3	4	2	2	2	1	0	9
<b>Totals</b>			3/1	41-13.7	5-7	.714	1-2	.500	3-4	.750	4-5	9-3.0	2	3	5	1	1	14-4.7
Chris Stratton		Date	Starts	Min	FG-A	Pct	3FG-A	Pct	FT-A	Pct	O-D	Tot	PF	A	TO	B	S	Pts
		2/3/07		11	2-2	1.000	0-0	.000	0-0	.000	0-0	0	1	0	0	1	0	4
<b>Totals</b>			1/0	11-11.0	2-2	1.000	0-0	.000	0-0	.000	0-0	0-0.0	1	0	0	1	0	4-4.0
Danny Sumner		Date	Starts	Min	FG-A	Pct	3FG-A	Pct	FT-A	Pct	O-D	Tot	PF	A	TO	B	S	Pts
		2/3/07		6	1-4	.250	0-0	.000	1-2	.500	1-1	2	0	0	2	0	1	3
<b>Totals</b>			1/0	6-6.0	1-4	.250	0-0	.000	1-2	.500	1-1	2-2.0	0	0	2	0	1	3-3.0
Adam Trumbower		Date	Starts	Min	FG-A	Pct	3FG-A	Pct	FT-A	Pct	O-D	Tot	PF	A	TO	B	S	Pts
		12/4/03		20	1-6	.167	1-5	.200	0-0	.000	0-2	2	3	1	1	0	0	3
		1/7/04		16	0-2	.000	0-1	.000	0-1	.000	0-0	0	0	1	1	0	0	0
		1/7/06		1	0-0	.000	0-0	.000	0-0	.000	0-0	0	0	0	0	0	0	0
		2/3/07		9	0-1	.000	0-1	.000	0-0	.000	0-0	0	2	1	0	0	1	0
<b>Totals</b>			4/0	46-11.5	1-9	.111	1-7	.143	0-1	.000	0-2	2-0.5	5	3	2	0	1	3-0.8

## SCOUTING UNC WILMINGTON

The Tribe and Seahawks will play for the second time in a week. UNC Wilmington tallied a 67-61 victory in Williamsburg on Feb. 3. W&M was forced to play without starter and second-leading scorer Laimis Kisielius, who missed the game with an injury. Senior guard Adam Payton led the way for the Tribe with 24 points, but it was not enough to overcome a torrid shooting performance from UNCW in the first half. The Seahawks connected on 71.4 percent from the floor in the opening stanza. UNCW dropped its last contest at Delaware, 78-69, on Feb. 7, falling to 6-17 overall and 3-11 in CAA play. Todd Hendley led the Seahawks in scoring with 17, while Montez Downey had 16.



Vladimir Kuljanin, who scored 22 points in the first meeting with W&M, is Wilmington's leading scorer and rebounder at 13.8 points and 7.2 boards per game. His 67.7 percent shooting from the field not only tops the CAA, but ranks No. 1 nationally as well. Daniel Fountain and Hendley both average in double figures for the Seahawks as well at 11.0 and 10.8 points per game, respectively. Temi Soyebo ranks second in the CAA in assists per game at 5.6 per game. That total also ranks 24th nationally.

UNCW leads the all-time series with the Tribe at 34-14. The College will look to snap a six-game losing streak to the Seahawks. The last time W&M defeated UNCW was Dec. 4, 2003 when the Tribe tallied a 67-66 win in overtime in Williamsburg. Then freshman and current senior Adam Trumbower hit a 3-pointer with four seconds remaining to send the game to extra time. The College will also look for its first win in Wilmington since the 1993-94 season. During that campaign, the Tribe tallied a 77-70 victory.

**RECAPPING JAMES MADISON**

The Tribe shot a 76.2 percent from the floor in the second-half, cruising to a 71-56 win over rival James Madison on Feb. 7. Leading by six at the half, the Tribe connected on 16-of-21 from the floor, including 5-of-8 from 3-point range in the College's 13th victory of the season. The win total is the most for W&M since the Tribe went 20-7 during the 1997-98 season. The College improved to 6-8 in CAA play as well.

Four Tribe players scored in double digits led by senior Adam Payton's 18 points. The Burlington, N.J., native finished 7-of-11 from the floor, while pulling down a team-high six rebounds. Sophomore forward Peter Stein capped off a career-high 17-point effort with pair of dunks in the final minutes of the Tribe victory. He eclipsed his previous career-best of 16 set against JMU last season by connecting on 7-of-10 from the floor.

Junior guard Nathan Mann finished with 14 points, including a trio of 3-pointers. The Overland Park, Kan., native matched Payton for team-high honors in rebounds with six, while also topping the Tribe with three assists and two steals. Freshman guard David Schneider finished with 11 points.

After James Madison cut the Tribe advantage to four with a bucket to start the second half, Schneider connected on back-to-back treys, including the second from the left corner to push the Tribe cushion to double digits for the first time. His second trey made it 34-24 with 17:52 remaining.

The Dukes cut the deficit to five, 36-31, following a bucket from Terrance Carter at the 14:57 mark. W&M responded by hitting its next 10 shots from the floor over the game's next eight minutes. With the Tribe leading by 10, 49-39, midway through the second half, the College scored eight straight points to put the game out of reach. Senior guard Adam Trumbower started the spurt with a trey from the right wing, before Payton hit a leaner in the lane. Stein capped it nailing a triple from the left wing to make it 57-39 with seven minutes remaining.

The Tribe lead reached 18 on four occasions over the final 3:30 of the contest. On the break, Mann found Stein, who drove baseline and hammered home a two-handed jam to make it, 64-46, with 2:42 remaining. The lead bounced back to 18, 71-53, following a Schneider free throw in the final minute. JMU's Joe Posey provided the final margin with a long three with less than 10 seconds before the final horn.

For the game, W&M shot 54 percent (27-of-50) from the field to go along with eight 3-pointers. It marked the eighth straight game and the 15th time in the last 16 games W&M has hit six or more treys in a contest.

JMU jumped out to the early 3-0 lead, thanks to a conventional 3-point play from Carter. The Tribe answered with a trey from the right wing by Mann.

The College took its first lead of the contest on a driving lay-up from Payton at the 12:10 mark of the first half. Madison answered the bucket as James added a conventional 3-point play to make it 13-11. Payton connected on his lone 3-point field goal of the contest to put the Tribe back on top 14-13 on the next possession.

After Carter answered a driving floater from Schneider to tie the game at 18 with a pair of free throws, Mann drilled his second trifecta of the opening half in the left corner to give W&M a 3-point advantage, 21-18. Four more freebies from Carter gave JMU a 22-21 lead at the 3:36 mark, before W&M closed the half on a run.

The run started with Payton driving to the bucket on the break, laying it in and drawing the foul. He added the free throw to give W&M a lead it would never relinquish at 24-22. Mann added a leaner in the lane, before dishing it down low to freshman Steven Hess for a lay-up. The basket sent W&M to the locker room with a 28-22 lead. The Tribe defense limited JMU to only 25 percent (6-of-24) from the field in the first half.

**TALE OF THE TAPE**

**SERIES HISTORY**.....UNCW leads 34-14  
**LAST MEETING** ... UNCW won, 67-61 (2/3/07)

<b>OVERALL STATS</b>	<b>W&amp;M</b>	<b>UNCW</b>
Points Per Game	64.9	64.8
Opp. Points Per Game	65.3	71.5
Scoring Differential	-0.4	-6.7

Field Goal Percentage	.439	.421
Opp. Field Goal Percentage	.440	.443
3-Point Percentage	.329	.308
Opp. 3-Point Percentage	.311	.313

Free Throw Percentage	.698	.696
Opp. Free Throw Percentage	.693	.700

Rebounds Per Game	31.6	35.5
Off. Rebounds Per Game	10.0	11.1
Def. Rebounds Per Game	21.6	24.4
Opp. Rebounds Per Game	31.8	34.0
Opp. Off. Reb. Per Game	10.4	10.1
Opp. Def. Reb. Per Game	21.4	23.9
Rebound Differential	-0.2	+1.5

Assists Per Game	13.2	14.6
Opp. Assists Per Game	12.8	12.7

Turnovers per game	14.1	15.8
Opp. Turnovers per game	13.2	12.2

Blocks Per Game	1.7	2.0
Opp. Blocks Per Game	2.5	3.2

Steals Per Game	5.6	5.4
Opp. Steals Per Game	6.8	7.6

<b>CONFERENCE STATS</b>	<b>W&amp;M</b>	<b>UNCW</b>
Points Per Game	64.6	60.7
Opp. Points Per Game	68.1	68.4
Scoring Differential	-3.4	-7.6

Field Goal Percentage	.437	.402
Opp. Field Goal Percentage	.472	.430
3-Point Percentage	.326	.307
Opp. 3-Point Percentage	.347	.318

Free Throw Percentage	.744	.691
Opp. Free Throw Percentage	.735	.706

Rebounds Per Game	29.6	36.1
Off. Rebounds Per Game	9.2	11.6
Def. Rebounds Per Game	20.4	24.5
Opp. Reb. Per Game	30.2	32.5
Opp. Off. Reb. Per Game	8.9	9.3
Opp. Def. Reb. Per Game	21.3	23.2
Rebound Differential	-0.6	+3.6

Assists Per Game	13.2	13.6
Opp. Assists Per Game	13.7	12.4

Turnovers per game	12.4	14.7
Opp. Turnovers per game	11.9	10.1

Block Shots Per Game	1.2	2.0
Opp. Block Shots Per Game	2.3	3.5

Steals Per Game	5.2	4.4
Opp. Steals Per Game	6.3	7.3

## TRIBE TRENDS

By MONTH...	06-07	SHAVER ERA
In November	1-3	9-9
In December	6-1	11-11
In January	5-6	10-31
In February	1-1	6-19
In March	0-0	1-3
<b>RECORD IN...</b>		
Decided by 5 pts or less	6-0	9-13
Decided by 5-10 pts	1-4	13-31
Decided by 11 or more pts	6-7	20-42
At night	11-7	30-49
During the day	2-4	5-21
Decided in OT	1-0	2-4
Televised	1-3	1-11
<b>SCORING...</b>		
Less than 60 points	2-2	3-30
60-69 points	5-8	8-28
70-79 points	5-1	8-12
80-89 points	1-0	12-2
90-99 points	0-0	5-1
100 or more points	0-0	0-0
<b>ALLOWING...</b>		
Less than 60 points	8-1	13-6
60-69 points	5-2	14-15
70-79 points	0-6	8-27
80-89 points	0-1	1-16
90-99 points	0-1	0-7
100 or more points	0-0	0-2
<b>RECORD WHEN...</b>		
Leading at the half	10-1	27-10
Trailing at the half	3-10	7-59
Tied at the half	0-0	1-3
Lead with 5 min. left	11-0	33-7
Trailing with 5 min. left	1-11	2-65
Tied with 5 min. left	1-0	1-1
Three in double digits	5-3	13-24
Four in double digits	3-1	11-7
Five in double digits	0-0	3-0
<b>SHOOTING FROM THE FIELD...</b>		
50 percent or better	5-0	15-0
between 40 and 50%	7-5	18-36
Less than 40%	1-6	3-37
Opp. shooting 50%	1-7	1-35
Opp. shoots 40-50%	6-1	20-28
Opp. shoots less than 40%	6-3	15-10
Better than opponent	11-2	32-8
Worse than opponent	2-9	3-61
Hits 8 or more 3-pt. FGs	7-4	14-12
More 3-pt. FG than opp.	8-6	16-18
Shoots 50% from 3-pt. FGs	0-0	6-4
<b>SHOOTING FROM THE FREE THROW LINE...</b>		
Makes More Than Opp.	9-2	30-27
Makes Less than Opp.	4-9	5-41
Shoots 70% or better	5-8	20-35
Opp. Shoots 70% or better	6-6	11-38
<b>REBOUNDING...</b>		
Outrebounding opp.	9-4	26-28
Outrebounded by opp.	3-7	7-39
Wins Offensive glass	5-5	15-43
Loses Offensive glass	7-6	19-29
Wins Defensive glass	12-1	33-23
Loses Defensive glass	1-9	3-42
<b>TURNOVERS...</b>		
Fewer Turnovers than opp.	7-3	17-18
More Turnovers than opp.	4-7	16-50
10 or fewer turnovers	2-2	3-5
more than 10 turnovers	10-9	32-68

## SHOOTING OUT THE LIGHTS

The Tribe has put up some impressive shooting numbers from the floor during the 2006-07 season, but none more eye-popping than the 76.2 percent (16-of-21) the College shot in the second half against James Madison. The Tribe expanded a six-point halftime lead to as many as 18 on five different occasions in the second half. After missing its first two attempts from the floor, the Tribe hit 13 of its next 14 shots, including a stretch of 10 straight over an eight-minute period.

The second-half effort against JMU marked the second time W&M has shot 70 percent or better in a half under head coach Tony Shaver. The Tribe accomplished the feat on Feb. 4, 2006, when it connected on 73.9 percent in the second half against Georgia State. The 76.2 percent against JMU in the second 20 minutes was the highest field goal percentage for a W&M team in a half since the 1989-90 season. W&M shot 81 percent (17-of-21) in the first half against James Madison on March 3, 1990. Amazingly enough, the Tribe trailed at the half, 49-41, and dropped the CAA Tournament affair to the Dukes, 93-83.

On Jan. 27, W&M shot a season-high 60.9 percent (28-of-46) from the floor in the victory over Georgia State. The 60-plus percent shooting performance was the third for the Tribe under head coach Tony Shaver. After connecting on 59.1 percent in the opening half of play, the Tribe hit on 62.5 percent in the second half. W&M connected on 12 of its first 15 shots in the second stanza and at one point had its shooting percentage to 67.6 percent.

## STEIN STEPPING UP OFFENSIVELY

Earlier this season, the William and Mary coaching staff wanted sophomore forward Peter Stein to be more assertive on the offensive end. Known mainly as a post defender through the early part of his W&M career, the Houston, Texas native has slowly broken out of his shell offensively, and in the process, become more of an offensive threat like the Tribe coaching staff had hoped.

In the Tribe's last game at James Madison, Stein tallied a career-high 17 points on 7-of-10 shooting from the floor, including a pair of emphatic dunks in the closing minutes. Over his last five games, Stein is averaging 10.2 points per contest. He is connecting on 67.9 percent from the floor during that stretch. Perhaps the most impressive stat for Stein recently has been his ability to help stretch the opponent's defense. Despite his 6-9 frame, Stein has added the 3-point shot to his arsenal. Over the last five games, Stein has connected on 66.7 percent (6-of-9) from downtown.

## REACHING NEW HEIGHTS

With its 71-56 win over James Madison on Feb. 3, the Tribe accomplished something it hadn't done in nearly a decade. W&M improved to 13-11 on the year, but more importantly tallied the most victories for the program since the 1997-98 season when the College went 20-7. It also marks only the fourth time in the last 20 years that the College has collected at least 13 victories in a season.

The Tribe has a chance to join a more exclusive club. In the 102-year history of W&M basketball, only 20 teams have finished the season with 15 or more victories. And of those 20, only five have won more than 16 games.

## SHOOTING THE 3-BALL

The Tribe has been one of the top 3-point shooting teams in the CAA this season, averaging 6.96 treys per contest. W&M has been shooting and connecting from deep at a significant pace, and at its current rate would shatter the College's records for 3-point field goals made and attempted in a single season. The Tribe is also closing in on the school-record mark for average 3-point field goals per game.

Currently, 10 different W&M players have hit a 3-pointer and seven have hit five or more during the 2006-07 season. In each of the Tribe's last eight games, W&M has connected on six or more 3-point field goals. The College also has accomplished the feat in 15 of its last 16 games. In 11 games this season, the Tribe has hit eight or more 3-point field goals, including a season-high 12 against Georgia State on Jan. 27.

The Tribe is averaging 21.1 3-point attempts per game. At that pace, the Tribe would hit on over 200 3-point field goals, while attempting over 600 from downtown. Those numbers would better the current school-record standards of 188 made 3-point field goals in 2000 and 579 3-point attempts in 2002. The Tribe's 6.96 3-pointers per game would also better the school mark of 6.93 set in 1998.

## MANN ON THE MARK

After struggling through the early part of the season, junior guard Nathan Mann has found his rhythm. Over the Tribe's last three contests, Mann is averaging nearly 16 points per game. He is connecting on 44 percent from 3-point range and averaging nearly four treys per contest.

On Jan. 31 against state-rival James Madison, the Overland Park, Kan., native connected on a career-high tying five 3-point field goals in tallying his first 20-point game of the season in a 65-62 win over James Madison. Mann knocked down 8-of-11 from the floor, including a 5-of-6 effort from 3-point range to finish with a game-high 21 points.

It marked the fifth time in his W&M career that Mann has connected on five or more 3-point field goals in a game. On 11 occasions during his tenure in the green and gold, Mann has connected on four or more 3-pointers in a game. The 20-plus point game was the third of his W&M career and his first in nearly a year.

Mann has had a resurgence of late with his accuracy from beyond the 3-point line. After going 0-of-6 from downtown in a loss at Delaware on Jan. 17, the junior guard was shooting 21 percent from 3-point range. Over the College's last eight contests, Mann is connecting on 43.5 percent (20-of-46) of his 3-point attempts. The hot streak has increased his 3-point accuracy nearly 10 percentage points to place him at 30.7 percent. In CAA games, Mann ranks 14th in the league at 35 percent from 3-point range, while knocking down two per contest.

## BOMBS AWAY

The Tribe connected on a season-high 12 3-point field goals in the victory over Georgia State. It marked the eighth time during head coach Tony Shaver's four-year tenure that W&M has connected on double-digit 3-pointers. W&M is 5-3 in those contests.

In the game against Georgia State, all five W&M starters connected on two 3-point field goals. Seniors Adam Payton and Adam Trumbower along with sophomore Peter Stein were a perfect 2-of-2 from long range against the Panthers.

## W&M 10+ 3-POINT FIELD GOAL EFFORTS UNDER HEAD COACH TONY SHAVER

Date	Opponent	3-Pointers	Score
11/23/03	vs. Liberty	14-of-25	W, 91-64
11/24/03	vs. Radford	11-of-34	L, 89-86
1/3/04	at Pittsburgh	10-of-20	L, 70-55
1/28/04	at James Madison	12-of-23	W, 99-86
1/26/05	vs. Towson	10-of-22	W, 83-65
2/12/05	vs. George Mason	13-of-29	L, 104-99 (OT)
11/18/05	vs. Maine	10-of-18	W, 89-55
1/27/07	vs. Georgia State	12-of-25	W, 81-65

## BRACKETBUSTERS ANNOUNCED

The Tribe will meet the Fairfield Stags of the Metro Atlantic Athletic Conference (MAAC) as part of the fifth annual O'Reilly ESPN BracketBusters on Saturday, Feb. 17, at 4 p.m. The announcement came on Jan. 30 and is one of three match ups that pit CAA and MAAC foes against one another. All 12 CAA teams will take part in the two-day event, Feb. 16-17.

The Stags, under head coach Ed Cooley, are 10-16 overall and sixth in the MAAC at 8-6. Fairfield had won seven straight games, its longest winning streak since the 1985-86 season, before falling 65-64 to first-place Marist on Feb. 8. The Stags play their home games at the Arena at Harbor Yard in Bridgeport, Conn. Senior guard Michael Van Schaijk leads Fairfield in scoring at 14.4 points per game and was recently named the MAAC co-Player of the Week.

The CAA had five teams chosen as part of the 14 televised BracketBuster match ups. In televised contests involving CAA teams, Drexel travels to Missouri Valley co-leader Creighton, George Mason hosts Mid-American Conference foe Kent State, Hofstra is at home against Patriot League leader Holy Cross, Old Dominion visits Mid-American Conference leader Toledo and VCU entertains Missouri Valley member Bradley.

In non-televised games involving CAA teams, Towson travels to Bucknell, North-eastern hosts Maine, James Madison visits Siena, Delaware entertains Iona, UNC Wilmington travels to in-state foe UNC Greensboro and Georgia State hosts Elon.

It marks the fourth year that the CAA has been involved with BracketBusters, and the conference has had great success in the event. Last season, the CAA posted a 6-2 overall record with George Mason edging Wichita State, Old Dominion topping Marist and VCU beating Albany in televised contests. The CAA is a perfect 4-0 in televised BracketBusters games in its history. As part of the BracketBusters agreement, Fairfield will play a "return" game in Williamsburg next season.

## SCORING BREAKDOWN

CLASS	Pts	Pct.
Freshmen	247	15.9
Sophomore	314	20.2
Junior	568	36.5
Senior	429	27.5

SCORING	Pts	Pct.
Starters	1069	68.6
Bench	489	31.4

POINTS IN THE PAINT	Pts	APG
W&M	603	25.1
Opponents	618	25.8

POINTS OFF TURNOVERS	Pts	APG
W&M	349	14.5
Opponents	380	15.8

BENCH SCORING	Pts	APG
W&M	489	20.4
Opponents	352	14.7

FT% LAST 5 MINUTES + OT	FTM-A	Pct.
W&M	105-143	.734
Opponents	96-135	.711

FG% LAST 5 MINUTES + OT	FGM-A	Pct.
W&M	76-175	.434
Opponents	86-179	.480

3FG% LAST 5 MINUTES + OT	OT3FGM-A	Pct.
W&M	16-57	.281
Opponents	23-69	.333

### LEADING SCORERS

11 - Adam Payton (15 at HC, 12 at Navy, 13 vs. UR, 15 vs. NU, 26 vs. VCU, 19 at UD, 23 at HOF, 15 at ODU, 17 vs. GSU, 24 vs. UNCW, 18 at JMU)  
 9 - Laimis Kisielius (18 vs. WC, 20 vs. JSU, 21 vs. CU, 19 vs. UMBC, 18 vs. HU, 12 at GSU, 17 vs. GMU, 17 vs. GSU, 22 at VCU)  
 3 - Nathan Mann (12 vs. UNF, 14 at GMU, 21 vs. JMU)  
 2 - David Schneider (18 at KSU, 18 vs. TU)  
 1 - Adam Trumbower (12 at Navy)

### LEADING REBOUNDERS

7 - Adam Payton (9 vs. WC, 4 vs. TU, 9 at GMU, 5 vs. VCU, 6 at ODU, 5 vs. UNCW, 6 at JMU)  
 6 - Peter Stein (6 vs. JSU, 4 vs. TU, 3 vs. HU, 8 vs. UR, 7 at GSU, 4 vs. GSU), Nathan Mann (6 at HC, 9 vs. UNF, 3 vs. HU, 8 vs. UR, 5 vs. VCU, 6 at JMU), Alex Smith (5 vs. UMBC, 3 vs. HU, 5 vs. VCU, 9 at UD, 6 at HOF, 6 vs. JMU)  
 5 - David Schneider (9 at KSU, 3 vs. HU, 8 vs. NU, 7 vs. GMU, 4 vs. GSU)  
 5 - Laimis Kisielius (6 vs. JSU, 6 vs. CU, 8 vs. UR, 6 at HOF, 4 at VCU)  
 2 - Adam Trumbower (6 at Navy, 4 vs. TU)  
 1 - Corey Cofield (6 at HC)

### LEADING ASSISTS

10 - David Schneider (7 at KSU, 6 vs. WC, 5 vs. UNF, 3 vs. HU, 2 vs. NU, 4 at GSU, 3 vs. VCU, 4 at HOF, 5 vs. GSU, 6 vs. JMU)  
 8 - Laimis Kisielius (4 vs. TU, 3 vs. HU, 5 at GMU, 2 vs. NU, 3 at UD, 3 at ODU, 5 vs. GSU, 3 at VCU)  
 6 - Nathan Mann (4 at HC, 8 vs. UR, 4 at GSU, 3 at ODU, 3 at JMU)  
 4 - Peter Stein (4 vs. JSU, 4 vs. TU, 4 at GSU, 3 vs. UNCW), Adam Trumbower (4 at Navy, 5 vs. CU, 3 at JMU)  
 2 - Adam Payton (4 vs. UMBC, 5 vs. GMU)



## CAREER GAMES PLAYED/STARTED

	Games	Starts
Adam Payton †	104	48
Adam Trumbower	88	7
Nathan Mann	81	46
Laimis Kisielius	79	67
Alex Smith	51	6
Peter Stein	49	24
Kyle Carrabine	47	2
Chris Darnell	45	3
Chris Stratton	29	1
David Schneider	21	20
Steven Hess	17	0
Danny Sumner	17	1
Marcus Barnett	5	0

† includes 52 games and zero starts at Vanderbilt

## MISCELLANEOUS STATS

### W-L RECORDS OF STARTING LINEUPS

10-6 - Schneider, Mann, Payton, Kisielius, Stein - (W - vs. WC, vs. UNF, vs. UMBC, vs. HU, vs. UR, at GMU, vs. NU, at GSU, vs. JMU, at JMU - L - at KSU, vs. VCU, at UD, vs. GMU, at HOF, at ODU)

1-1 - Schneider, Trumbower, Payton, Kisielius, Stein - (W - vs. GSU - L - at VCU)

1-0 - Stein, Sumner, Cofield, Trumbower, Payton (W - vs. CU)

1-0 - Mann, Kisielius, Carrabine, Smith, Darnell - (W - vs. JSU)

0-1 - Schneider, Mann, Payton, Kisielius, Cofield - (L - at HC)

0-1 - Mann, Payton, Kisielius, Stein, Darnell - (L - at Navy)

0-1 - Trumbower, Mann, Carrabine, Kisielius, Smith - (L - vs. TU)

0-1 - Schneider, Mann, Payton, Stein, Smith (L - vs. UNCW)

### TOTAL DUNKS

32 - A. Payton (10), A. Smith (5), P. Stein (4), L. Kisielius (3), S. Hess (3), C. Darnell (3), D. Sumner (2), C. Cofield (1), C. Stratton (1)

### TOTAL 3-POINT PLAYS

29 - A. Payton (14), A. Smith (9), C. Darnell (2), C. Cofield (2), K. Carrabine (1), L. Kisielius (1), A. Trumbower (1)

### TOTAL 4-POINT PLAYS

1 - D. Schneider (1)

### TOTAL CHARGES TAKEN

23 - D. Schneider (7), A. Smith (6), P. Stein (3), A. Payton (2), A. Trumbower (2), C. Cofield (1), N. Mann (1), K. Carrabine (1)

## W&M STARTING LINEUPS

GAME	GUARD	GUARD	GUARD	FORWARD	FORWARD
at KSU (11/11)	Schneider	Mann	Payton	Kisielius	Stein
Wagner (11/20)	Schneider	Mann	Payton	Kisielius	Stein
at HC (11/25)	Schneider	Mann	Payton	Kisielius	Cofield
at Navy (11/28)	Mann	Payton	Kisielius	Darnell	Stein
JSU (12/1)	Mann	Carrabine	Kisielius	Darnell	Smith
Cornell (12/2)	Trumbower	Payton	Sumner	Cofield	Stein
Towson (12/5)	Trumbower	Mann	Carrabine	Kisielius	Smith
NFU (12/8)	Schneider	Mann	Payton	Kisielius	Stein
UMBC (12/22)	Schneider	Mann	Payton	Kisielius	Stein
Hampton (12/28)	Schneider	Mann	Payton	Kisielius	Stein
Richmond (12/31)	Schneider	Mann	Payton	Kisielius	Stein
at GMU (1/3)	Schneider	Mann	Payton	Kisielius	Stein
NU (1/6)	Schneider	Mann	Payton	Kisielius	Stein
at GSU (1/8)	Schneider	Mann	Payton	Kisielius	Stein
VCU (1/10)	Schneider	Mann	Payton	Kisielius	Stein
at Del. (1/13)	Schneider	Mann	Payton	Kisielius	Stein
GMU (1/16)	Schneider	Mann	Payton	Kisielius	Stein
at Hofstra (1/20)	Schneider	Mann	Payton	Kisielius	Stein
at ODU (1/24)	Schneider	Mann	Payton	Kisielius	Stein
GSU (1/27)	Schneider	Trumbower	Payton	Kisielius	Stein
at VCU (1/29)	Schneider	Trumbower	Payton	Kisielius	Stein
JMU (1/31)	Schneider	Mann	Payton	Kisielius	Stein
UNCW (2/3)	Schneider	Mann	Payton	Smith	Stein
at JMU (2/7)	Schneider	Mann	Payton	Kisielius	Stein
at UNCW (2/10)					
Drexel (2/14)					
at Fairfield (2/17)					
at Drexel (2/21)					
ODU (2/24)					

## MAKING SOME HISTORY

The Tribe has jumped out to a fast start in 2006-07, and in the process, has etched its name in the W&M annals. Here is a look at some of the winning accomplishments for the Tribe to date:

- The College tallied its most victories in a season since the 1997-98 campaign when it won its 13th game of the year at James Madison on Feb. 3.

- W&M jumped out to a 10-4 start to the season, the best start for the College since going 11-3 during the 1997-98 season.

- It marks the 12th occasion in the 101-year history of W&M basketball that the Tribe has started the season 10-4 or better. The 2006-07 team is only the fifth team since 1950 to start the season 10-4 or better.

- The College won seven straight contests from Dec. 8-Jan. 8. It marked only the 17th winning streak of seven or more games in W&M history. The streak also was only the sixth of seven or more games since the 1950-51 campaign.

- The 2006-07 team became only the fourth team to win seven or more in a row as the 1982-83 and 1997-98 team both did it twice.

- W&M jumped out to only its fourth 3-1 start in the school's 22 years in the CAA. Only the 1994-95 (4-1) and 1997-98 (4-1) teams jumped out to better records in CAA play.

## MR. EVERYTHING

Senior guard Adam Payton has made his presence felt both on the court and in the locker room during his final season of college basketball. Payton leads the Tribe in points (14.0), rebounds (4.1), steals (1.6) and free throw percentage (86.2 percent). Over the Tribe's last 10 contests, Payton is averaging 17.4 points per game.

In the Tribe's 88-77 loss to VCU, it would be hard to argue that Payton was not the best player on the court. The Burlington, N.J., native kept the Tribe in the game with the Rams, scoring a career-high 26 points. He was 7-of-13 from the floor and 10-of-11 from the free throw line. Payton also pulled down a team-high five rebounds, while swiping a career-high tying four steals.



It is not the first time Payton has stepped to the forefront for the College, in fact it is becoming a common theme throughout the season. When the Tribe has needed a play down the stretch, it has needed to look no further than its 6-3 co-captain. Payton has come through in the clutch on numerous occasions this season, helping W&M to its best start in nearly a decade. Here is a look at what Payton has done with the game on the line:

- In a 13-point come-from-behind win over Cornell at the W&M Tip-Off Classic, Payton scored 10 points in the final five minutes of regulation and overtime. He also made a steal with 15 seconds left that led to the game-tying free throw, which he sank to send the game to extra time. On three consecutive possessions late in the game, Payton made two steals and pulled down an offensive rebound to spearhead the Tribe comeback. For his efforts, he won the Tip-Off Classic MVP honor.

- In the Tribe's 67-63 upset win at George Mason, Payton once again shined when it mattered most. In the second half, he scored 10 of his 12 points, including a clutch steal and fast-break lay up to give W&M its largest lead at 51-44. He also calmly stepped to the free throw line and sank the game clinching free throws with 20 seconds remaining.

- With W&M trailing 57-51 with 2:42 remaining against Northeastern, Payton helped lead the Tribe to a come-from-behind victory. The Tribe scored the game's final nine points with Payton adding the final four on free throws, including the game-winner with 22 seconds remaining.

- Payton scored 16 of his 23 points in the second half at Hofstra on Jan. 20, helping the Tribe overcome a 15-point first-half deficit to draw even with the Pride with two minutes remaining.

- Payton has scored in double digits 19 times and led the Tribe in scoring on a team-high 11 occasions.

## W&M OPPONENT RATINGS

TEAM	COLLEGE RPI.COM	SAGARIN RATINGS
William & Mary	198	205
Kansas State	39	45
Wagner	302	301
Holy Cross	67	96
Navy	230	244
Jacksonville State	314	297
Cornell	176	202
Towson	157	165
North Florida	336	334
UMBC	211	250
Hampton	222	248
Richmond	301	287
George Mason	124	109
Northeastern	196	213
Georgia State	239	259
VCU	46	50
Delaware	276	285
Hofstra	77	95
Old Dominion	61	77
James Madison	294	288
UNC Wilmington	254	239
Drexel	47	76
Fairfield	217	235

## W&M VS. OPPONENTS

Below is a game-by-game breakdown of how W&M has fared against its opponents in the following categories: Free Throws, Bench Points, Points in the Paint, Second Chance Points and Fast Break Points. W&M stats shown first followed by opponents stats.

GAME	FT	BENCH	PAINT	OFF TO	2ND CHANCE	FB
at KSU (11/11)	10-16	12-13	20-28	9-19	11-28	7-15
Wagner (11/20)	6-11	40-23	40-10	27-10	11-5	9-2
at HC (11/25)	8-17	8-19	30-32	18-15	14-21	2-6
at Navy (11/28)	15-16	36-19	26-30	16-30	14-3	6-16
JSU (12/1)	17-3	27-6	20-36	16-27	12-10	2-8
Cornell (12/2)	16-9	50-9	24-28	17-10	11-4	0-4
Towson (12/5)	14-16	42-18	18-28	19-10	2-8	4-7
NFU (12/8)	16-3	13-6	28-20	14-6	3-4	4-2
UMBC (12/22)	21-13	24-20	20-22	18-8	5-6	6-4
Hampton (12/28)	21-19	17-9	22-18	25-32	10-15	2-2
Richmond (12/31)	14-5	21-13	20-26	7-14	18-16	0-4
at GMU (1/3)	12-13	18-7	30-26	7-17	16-2	4-2
NU (1/6)	14-11	12-10	14-16	9-12	3-6	0-0
at GSU (1/8)	3-7	19-9	24-22	14-7	10-7	0-4
VCU (1/10)	27-31	20-27	26-32	18-28	15-16	6-4
at Del. (1/13)	16-19	27-5	34-14	10-14	16-7	6-4
GMU (1/16)	8-9	10-14	24-32	6-16	5-2	5-4
at Hofstra (1/20)	15-19	10-11	36-40	20-14	11-21	4-2
at ODU (1/24)	9-13	14-9	17-26	3-18	3-9	3-2
GSU (1/27)	13-11	18-13	28-30	30-17	10-12	2-0
at VCU (1/29)	12-10	23-30	34-34	2-21	14-22	0-4
JMU (1/31)	11-8	6-15	20-24	16-14	7-8	4-0
UNCW (2/3)	14-13	13-33	20-22	13-10	10-2	2-0
at JMU (2/7)	9-17	9-14	28-20	15-11	2-11	2-2
at UNCW (2/10)						
Drexel (2/14)						
at Fairfield (2/17)						
at Drexel (2/21)						
ODU (2/24)						
<b>Totals</b>	<b>321-309</b>	<b>489-352</b>	<b>603-618</b>	<b>349-380</b>	<b>233-255</b>	<b>80-98</b>

TEAM	POMERY RATING	REALTIME RPI POWER RATING
William & Mary	183	171
Kansas State	56	52
Wagner	289	287
Holy Cross	112	61
Navy	246	213
Jacksonville State	294	302
Cornell	191	168
Towson	162	160
North Florida	336	336
UMBC	273	231
Hampton	256	225
Richmond	266	299
George Mason	82	131
Northeastern	195	209
Georgia State	249	243
VCU	60	34
Delaware	269	289
Hofstra	117	81
Old Dominion	68	57
James Madison	265	290
UNC Wilmington	214	270
Drexel	80	50
Fairfield	208	221

\* - as of Feb. 9



## W&M INDIVIDUAL SUPERLATIVES

	06-07	CAREER
<b>DOUBLE-DIGIT SCORING GAMES</b>		
Laimis Kisielius	14	35
Nathan Mann	10	29
Adam Payton	19	24
David Schneider	9	9
Peter Stein	3	6
Alex Smith	4	5
Kyle Carrabine	1	1
Danny Sumner	1	1
Adam Trumbower	1	1
Marcus Barnett	0	0
Chris Darnell	0	0
Steven Hess	0	0
Chris Stratton	0	0
<b>20-POINT GAMES</b>		
Laimis Kisielius	3	4
Adam Payton	3	4
Nathan Mann	1	3
<b>10-REBOUND GAMES</b>		
None		
<b>5-ASSIST GAMES</b>		
David Schneider	5	5
Nathan Mann	0	5
Laimis Kisielius	2	4
Adam Trumbower	1	2
Adam Payton	1	2
<b>DOUBLE-DOUBLES</b>		
None		

## W&M OPPONENT RECORDS

OPPONENT	06-07 RECORD	05-06 RECORD
Kansas State	17-7	15-13
Wagner	9-14	13-14
Holy Cross	19-6	20-12
Navy	12-12	10-18
Jacksonville State	7-18	16-13
Cornell	11-9	13-15
Towson	12-13	12-16
North Florida	2-22	6-22
UMBC	9-16	10-19
Hampton	10-12	16-16
Richmond	5-18	13-17
George Mason	13-11	28-7
Northeastern	8-17	19-11
Georgia State	8-16	7-22
VCU	21-4	19-10
Delaware	5-20	9-21
Hofstra	18-7	26-7
Old Dominion	18-7	24-10
James Madison	7-17	5-23
UNC Wilmington	6-17	25-8
Drexel	18-6	15-16
Faifield	10-16	9-19
<b>Combined</b>	<b>245-285</b>	<b>381-329</b>

\* - Through Feb. 8

## KNOCKING FINAL FOUR FOES

The Tribe defeated 2006 NCAA Final Four participant George Mason, 67-63, on Jan. 3, marking the fifth time in school history that the College defeated a Final Four participant from the pervious season. The Tribe also accomplished the feat with wins over N.C. State during the 1950-51 season, West Virginia during the 1959-60 season, North Carolina during the 1977-78 season and Virginia during the 1984-85 campaign. In total, W&M has played 17 contests against teams that advanced to the Final Four the previous season.

The victory for the 2006-07 version of the Tribe was the first to pull the trick on the road. The previous four wins all came in contests considered home games, while W&M downed the Patriots in Fairfax, Va. The win over George Mason was also the first over a Final Four participant since the NCAA Tournament field expanded to 64. The 1984 NCAA Tournament was the final event with a 48-team field. The Tribe's victories over N.C. State in 1951 and West Virginia in 1960 were both played in Norfolk, Va., but both were considered home games.

### 1950-51

W&M beat N.C. State, 88-78, in Norfolk, Va., on Feb. 3, 1951\*  
N.C. State went to the 1950 Final Four

### 1959-60

W&M beat West Virginia, 94-86, in Norfolk, Va., on Jan. 30, 1960\*  
West Virginia went to the 1959 Final Four

\* - considered a home game despite being played in Norfolk, Va.

### 1977-78

W&M beat North Carolina, 78-75, in Williamsburg on Dec. 7, 1977  
North Carolina went to the 1977 Final Four

### 1984-85

W&M beat Virginia, 54-53, in Williamsburg on Dec. 4, 1984  
Virginia went to the 1984 Final Four

### 2006-07

W&M beat George Mason, 67-63, in Fairfax, Va. on Jan. 3, 2007  
George Mason went to the 2006 Final Four

## LEAD-DEFICIT COMPARISON

OPPONENT	LARGEST LEAD	LARGEST DEFICIT	RESULT
at Kansas State	11 - (1st - 11:13)	14 - (2nd - 1:41)	L, 60-70
Wagner	27 - (2nd - 3:21)	None	W, 77-53
at Holy Cross	None	13 (1st - 10:30)	L, 57-66
at Navy	None	25 - (2nd - 3:43)	L, 63-79
Jacksonville State	10 - (2nd - 5:02)	3 - (2nd - 11:06)	W, 59-56
Cornell	5 - (OT - 0:01)	13 - (2nd - 5:00)	W, 73-68 (OT)
Towson	2 - (1st - 18:31)	17 - (2nd - 19:20)	L, 60-73
North Florida	20 - (2nd - 0:38)	1 - (2nd - 14:16)	W, 61-44
UMBC	19 - (1st - 1:23)	1 - (1st - 19:27)	W, 70-58
Hampton	15 - (2nd - 3:42)	3 - (1st - 2:15)	W, 72-67
Richmond	17 - (2nd - 6:34)	5 - (1st - 16:54)	W, 61-53
at George Mason	7 - (2nd - 9:57)	7 - (1st - 14:06)	W, 67-63
Northeastern	7 - (2nd - 18:25)	7 - (1st - 16:10)	W, 60-57
at Georgia State	19 - (2nd - 1:34)	3 - (1st - 18:55)	W, 57-43
VCU	6 - (1st - 15:50)	14 - (2nd - 19:23)	L, 77-88
at Delaware	1 - (1st - 17:36)	22 - (2nd - 6:45)	L, 62-77
George Mason	None	17 (2nd - 4:17)	L, 63-76
at Hofstra	4 - (1st - 17:25)	15 - (1st - 2:57)	L, 69-77
at Old Dominion	17 - (1st - 4:44)	15 - (2nd - 0:54)	L, 44-59
Georgia State	24 - (2nd - 3:40)	6 - (1st - 16:46)	W, 81-65
at VCU	5 - (1st - 18:04)	27 - (2nd - 4:37)	L, 68-90
James Madison	15 - (1st - 3:16)	None	W, 65-62
UNC Wilmington	2 - (1st - 14:52)	13 - (2nd - 7:40)	L, 61-67
at James Madison	18 - (2nd - 0:46)	4 - (1st - 16:38)	W, 71-56
at UNC Wilmington			
Drexel			
at Fairfield			
at Drexel			
Old Dominion			



## SCHNEIDER EARNS SECOND CAA ROOKIE OF THE WEEK HONOR

Freshman guard David Schneider continued his stellar rookie campaign, earning his second CAA Rookie of the Week honor on Jan. 8. Schneider garnered the accolade after averaging 11.5 points, 5.0 rebounds and 3.0 assists in the Tribe's victories over George Mason (Jan. 3) and Northeastern (Jan. 6). During the two-game stretch, he also connected on 42.9 percent (6-of-14) from 3-point range. Schneider garnered the award earlier this season following his collegiate debut at Kansas State.

In the Tribe's 67-63 win at George Mason, Schneider scored 10 points, pulled down two rebounds and dished out four assists. He made a huge play with 3:38 remaining in the second half. After the Patriots' had pulled even at 57, Schneider pulled down an offensive rebound and connected on a jumper just inside the 3-point arc on the left wing to give W&M a 59-57 lead, an advantage the Tribe would never relinquish. It marked the fifth time in school history that W&M defeated a team that went to the Final Four the previous season. It was the first such victory on the road.

The Phoenix, Ariz., native finished with 13 points and pulled down a team-high eight rebounds in W&M's come-from-behind victory over Northeastern. He equaled a career-high connecting on four 3-point field goals in the victory. He scored four of the Tribe's final nine points in the comeback.

## GUARDS CRASHING THE BOARDS

The W&M guards have been a significant reason for the Tribe's success in the rebounding department this season. The College has outrebounded 13 opponents. On 19 occasions and in 16 of the Tribe's 24 games this season, a W&M guard has led the Tribe in rebounding. In fact, all three of the College's starting guards average over 3.3 rebounds per contest, led by senior Adam Payton, who tops the College at 4.1 boards per contest. In total, the Tribe receives over 15 rebounds a game from the guard position.

Payton has led W&M in rebounding a team-high seven, including each of the last two contests. Junior Nathan Mann has topped the Tribe in rebounding on six occasions, while freshman David Schneider has accomplished the feat five times. Three of W&M's top single-game rebounding efforts this season have come from the guard position. Mann posted a season high nine boards against North Florida, while Schneider did the same against Kansas State and Payton pulled the trick at George Mason.

## STARTERS-BENCH COMPARISON

OPPONENT	TOTAL	POINTS	REBOUNDS
	POINTS-REBOUNDS	STARTERS-BENCH	STARTERS-BENCH
at Kansas State	60-37	48-12	21-10
Wagner	77-42	37-40	15-25
at Holy Cross	57-32	49-8	21-7
at Navy	63-30	27-36	13-14
Jacksonville State	59-47	32-27	21-21
Cornell	73-33	23-50	12-14
Towson	60-26	18-42	8-16
North Florida	61-35	48-13	21-6
UMBC	70-23	46-24	10-9
Hampton	72-25	55-17	12-8
Richmond	61-40	40-21	31-9
at George Mason	67-36	49-18	22-12
Northeastern	60-35	48-12	20-9
at Georgia State	57-34	38-19	26-4
VCU	77-27	57-20	17-7
at Delaware	62-32	35-27	17-11
George Mason	63-29	53-10	22-6
at Hofstra	69-29	59-10	14-11
at Old Dominion	44-28	30-14	13-11
Georgia State	81-24	63-18	14-9
at VCU	68-25	45-23	15-10
James Madison	65-30	59-6	15-9
UNC Wilmington	61-27	48-13	17-6
at James Madison	71-33	62-9	20-9
at UNC Wilmington			
Drexel			
at Fairfield			
at Drexel			
Old Dominion			

## TRIBE BY THE NUMBERS

- 2** Number of CAA Rookie of the Week awards won by freshman guard David Schneider
- 4** Number of W&M TV games at home in 2006-07
- 7** Number of non-conference wins the Tribe has in 2006-07, the most since it had eight in 1992-93
- 7.43** Number of 3-pointers the Tribe is averaging per game in league play
- 13** Wins by the Tribe in 2006-07, which is the most for hte program since the 1997-98 season
- 18** Career-high number of minutes played by junior walk-on Chris Stratton in the Tribe's 71-56 win at James Madison on Feb. 7
- 76.2** Percent the Tribe shot in the second half at James Madison on Feb. 7, the best for W&M since 1990
- 127** Number of career 3-pointers by junior guard Nathan Mann
- .311** 3-point field goal percentage Tribe opponents are shooting in 2006-07, which leads the CAA
- .500** Field goal percentage of senior Adam Payton in CAA games, which ranks fifth in the league
- .744** Free throw percentage for W&M in CAA games, which ranks second in the league
- .862** Free throw percentage of Adam Payton, the second-best mark in the CAA
- 1,045** Number of All-time victories at W&M
- 4,675** Miles from Vilnius, Lithuania (home of Laimis Kisielius) to Williamsburg, Va.

## CAA

	CAA		Overall	
	W-L	Pct.	W-L	Pct.
VCU	12-1	.923	20-4	.833
Hofstra	11-3	.786	18-7	.720
Old Dominion	11-3	.786	18-7	.720
Drexel	10-4	.714	18-6	.750
George Mason	7-7	.500	13-11	.542
<b>William and Mary</b>	<b>6-8</b>	<b>.429</b>	<b>13-11</b>	<b>.542</b>
Towson	6-8	.429	12-13	.480
Northeastern	6-8	.429	8-17	.320
Georgia State	4-10	.286	8-16	.333
James Madison	4-10	.286	7-17	.292
UNC Wilmington	3-11	.214	6-17	.261
Delaware	3-11	.214	5-20	.200

### CAA SCHEDULE/RESULTS

#### Jan. 27

- \*VCU def. Drexel, 75-68
- \*Northeastern def. Delaware, 73-64
- \*George Mason def. JMU, 59-41
- \*Hofstra def. Towson, 64-60
- \*ODU def. UNCW, 86-70
- \*W&M def. Georgia State, 81-65

#### Jan. 29

- \*Delaware def. Hofstra, 72-68
- \*Drexel def. Northeastern, 68-59
- \*UNCW def. George Mason, 65-58
- \*ODU def. Georgia State, 92-57
- \*Towson def. JMU, 69-60
- \*VCU def. W&M, 90-68

#### Jan. 31

- \*George Mason def. Delaware, 89-59
- \*Georgia State def. UNCW, 72-60
- \*Hofstra def. VCU, 79-68
- \*W&M def. JMU, 65-62
- \*Towson def. Northeastern, 74-61

#### Feb. 1

- \*ODU def. Drexel, 62-52

#### Feb. 3

- \*JMU def. Delaware, 69-64
- \*VCU def. Georgia State, 100-71
- \*Drexel def. Towson, 66-56
- \*Hofstra def. Northeastern, 82-66
- \*ODU def. George Mason, 66-56
- \*UNCW def. W&M, 67-61

#### Feb. 7

- \*Delaware def. UNCW, 78-69
- \*ODU def. Georgia State, 68-55
- \*W&M def. JMU, 71-56
- \*Northeastern def. Towson, 65-55

#### Feb. 8

- \*Drexel def. Hofstra, 95-87 (OT)
- \*VCU def. George Mason, 63-49

#### Feb. 10

- \*VCU at ODU 12:00 pm
- \*Georgia State at Towson 2:00 pm
- \*Hofstra at George Mason 4:00 pm
- \*Delaware at Drexel 4:00 pm
- \*Northeastern at JMU 7:00 pm
- \*W&M at UNCW 7:00 pm

#### Feb. 13

- \*Hofstra at ODU 7:00 pm

#### Feb. 14

- \*George Mason at Delaware 7:00 pm
- \*Drexel at W&M 7:00 pm
- \*Northeastern at Georgia State 7:00 pm
- \*JMU at Towson 7:00 pm
- \*VCU at UNCW 7:00 pm

## DEFENSIVE INTENSITY

One of the biggest reasons for the Tribe's success has been its play on the defensive end. The Tribe has limited seven opponents to less than 60 points this season, and is 8-1 in those contests. In fact when W&M holds its opponents to fewer than 70 points, it is 13-3. The College leads the conference in 3-point field goal percentage defense (31.1 percent). The 3-point field goal percentage defense ranks 32nd nationally according to kenpom.com.

Here are some examples of the Tribe's defensive success in 2006-07:

- In the opening 20 minutes, W&M held James Madison to 25 percent (6-of-24) shooting from the floor. The Dukies did not connect on a field goal over the final 10:16 of the first half.

- W&M limited ODU to 19.4 percent (6-of-31) from the field, including a 0-of-14 effort from 3-point range in the first half on Jan. 24. The Monarchs could only muster 14 first-half points against the Tribe and sat at seven points until the 3:29 mark of the first half.

- The Tribe held the CAA's top 3-point shooting team, Hofstra, well below its season averages. W&M limited the Pride to 4-of-18 (.222) shooting from 3-point range on Jan. 20. Hofstra entered the game leading the CAA at 39.9 percent from downtown, while hitting eight threes per game.

- The College held Richmond without a field goal for the final 15 minutes of the first half in a New Years Eve victory. The Spiders jumped out to a 12-8 lead on the Tribe heading into the first media timeout. UR had connected on 6-of-7 from the field over the stretch. The College came out of the timeout with a renewed vigor and held Richmond without a field goal over the final 15 minutes of the first half. The Spiders could only muster a single free throw during the decisive stretch, while misfiring on all 12 of its attempts from the field and turning the ball over eight times.

- W&M held Richmond to only 13 first-half points, in opening up a 14-point advantage. The 13 first-half points were the fewest allowed by the Tribe since Jan. 24, 2001, when James Madison only put up 11 points in the opening stanza.

- On two occasions this season W&M has held its opponent below 45 points. The College held Georgia State nearly 25 points below its season scoring average in a 57-43 victory on Jan. 8. It marked the second time this season W&M held an opponent to less than 45 points. The Tribe held North Florida to 44 total points in a 17-point victory on Dec. 8. The last time W&M held two foes below 45 points in a single season was during the 1983-84 season when W&M held James Madison to 44 points and East Carolina to 32 points.

- The 43 points scored by Georgia State against W&M was the lowest point total for a Tribe opponent during the Tony Shaver Era. The last time the College held an opponent to fewer than 43 points in a game was Jan. 31, 2001 when W&M held American to 42 points in a 51-42 victory.

## BENCH SCORING

W&M head coach Tony Shaver felt that his 2006-07 Tribe team would be the deepest he has had in his four seasons at the helm. The Tribe's play off the bench this season has echoed Shaver's sentiments.

This season, the College has averaged 20.4 points per game from its reserves, outscoring its opponents by an average of six points off the bench. The Tribe has outscored its opponents off the bench on 15 occasions and is 11-4 in those contests. Sophomore forward Alex Smith leads the way, topping the Tribe off the bench on nine occasions.

On four occasions this season the Tribe bench has outscored the starters. In Tribe contests with Wagner, Cornell and Towson, the W&M bench scored over 40 points. In the 24-point win over the Seahawks, the bench held a 40-37 advantage over the starters, while the reserves scored 50 points, led by the 21 from junior Laimis Kisielius against Cornell. The Tribe held a 42-18 scoring advantage over Towson on Dec. 5.

The 40-plus point efforts off the bench against Wagner, Cornell and Towson marked the third, fourth and fifth times under head coach Tony Shaver that W&M scored 40 or more points off the bench. In each of the last two seasons, the Tribe accomplished the feat. Last season, the College tallied 42 points off the bench in the season-opening victory over Maine. On Dec. 1, 2004, the W&M subs scored 42 points in a victory over Longwood. The 50 points off the bench against Cornell were the most under Shaver.



### Leading W&M Bench Scorers

Date	Opponent	Leading Scorer	Total W&M Bench Scoring
11/11	at Kansas State	Cofield (4)	12
11/20	Wagner	Sumner (12)	40
11/25	at Holy Cross	Smith (3)	8
		Stein (3)	
11/28	at Navy	Trumbower (12)	36
12/1	JSU	Payton (18)	27
12/2	Cornell	Kisielius (21)	50
12/5	Towson	Schneider (18)	42
12/8	North Florida	Carrabine (5)	13
12/22	UMBC	Smith (9)	24
12/28	Hampton	Smith (8)	17
12/31	Richmond	Smith (12)	21
1/3	at George Mason	Smith (11)	18
1/6	Northeastern	Carrabine (6)	12
1/8	at Georgia State	Smith (7)	19
1/10	VCU	Smith (12)	20
1/13	at Delaware	Smith (16)	27
1/16	George Mason	Cofield (7)	10
1/20	at Hofstra	Smith (8)	10
1/24	at Old Dominion	Trumbower (6)	14
1/27	vs. Georgia State	Darnell (8)	18
1/29	at VCU	Sumner (7)	23
1/31	vs. James Madison	Smith (2)	6
		Trumbower (2)	
		Hess (2)	
2/3	vs. UNCW	Stratton (4)	13
2/7	at James Madison	Hess (4)	9

### DIFFERENCE AT THE CHARITY STRIPE

W&M has been productive from the free throw line in late game situations. While the Tribe is shooting 69.8 percent from the charity stripe on the year, the number jumps significantly late in the game. With five minutes or less remaining in a contest, the College has shot 73.4 percent from the line. Below is a player-by-player breakdown of how W&M has fared at the foul line with five minutes or less remaining in the game and in overtime:

Player	FT	FT%
Corey Cofield	2-2	1.000
Adam Payton	34-of-40	.850
Alex Smith	5-of-6	.833
Nathan Mann	7-of-9	.778
Laimis Kisielius	23-of-30	.767
Adam Trumbower	9-of-12	.750
Danny Sumner	2-of-3	.667
David Schneider	15-of-27	.556
Peter Stein	5-of-8	.625
Kyle Carrabine	1-of-2	.500
Steven Hess	1-of-2	.500
Marcus Barnett	0-of-1	.000
Chris Stratton	0-of-1	.000
<b>Total</b>	<b>105-of-143</b>	<b>.734</b>

### GETTING TO THE FREE THROW LINE

When the Tribe gets to the free throw line 20 or more times, there is a good chance the contest will end in a victory. This season, W&M has had 20 or more attempts from the charity stripe on nine occasions and is 6-4 in those contests. Over the last three seasons, the College is 22-17 (.564) when attempting 20 or more from the free throw line.

## TRIBE IN THE CAA RANKINGS

as of Feb. 9  
All Games

### TEAM (W&M TOP 6 ONLY)

Scoring Offense	
6. W&M.....	64.9
Scoring Defense	
5. W&M.....	65.3
Scoring Margin	
6. W&M.....	-0.4
Free Throw Pct.	
6. W&M.....	.698
Field Goal Pct.	
6. W&M.....	.439
3-Point Field Goal Pct. Defense	
1. W&M.....	.311
Rebounding Defense	
3. W&M.....	31.8
Assists	
6. W&M.....	13.17
3-Point Field Goals Made	
5. W&M.....	6.96
<b>INDIVIDUAL</b>	
Points	
13. Adam Payton .....	14.0
20. Laimis Kisielius .....	12.0
Field Goal Pct.	
11. Adam Payton .....	.472
Assists	
14. David Schneider .....	2.95
Free Throw Pct.	
2. Adam Payton .....	.862
11. Laimis Kisielius .....	.726
Steals	
5. Adam Payton .....	1.63
3-Point Field Goals Made	
10. David Schneider .....	1.76
Assist/Turnover Ratio	
10. David Schneider .....	1.55
15. Laimis Kisielius .....	1.04



## TRIBE IN THE CAA RANKINGS

as of Feb. 9  
CAA Games Only

### TEAM (W&M TOP 6 ONLY)

Scoring Offense  
6. W&M..... 64.6

Free Throw Pct.  
2. W&M..... .744

3-Point Field Goal Pct. Defense  
6. W&M..... .347

Rebounding Defense  
2. W&M..... 30.2

Assists/Turnover Ratio  
6. W&M..... 1.07

3-Point Field Goals Made  
2. W&M..... 7.43

### INDIVIDUAL

Points  
6. Adam Payton ..... 16.0

Field Goal Pct.  
T5. Adam Payton ..... .500

Assists  
15. Laimis Kisielius ..... 2.92

Free Throw Pct.  
3. Adam Payton ..... .875

Steals  
T5. Adam Payton ..... 1.71

3-Point Field Goal  
14. Nathan Mann ..... .350

3-Point Field Goals Made  
T8. Nathan Mann ..... 2.00  
T15. David Schneider ..... 1.71

Assist/Turnover Ratio  
9. David Schneider ..... 1.65  
13. Laimis Kisielius ..... 1.41

Offensive Rebounds  
T15. Alex Smith ..... 1.86

## 50 PERCENT EQUALS VICTORIES

The Tribe has been flawless under head coach Tony Shaver when it hits on 50 percent or better from the floor. W&M has notched five victories this season when shooting over 50 percent from the floor. It marked the 11th, 12th, 13th, 14th and 15th times in Shaver's four years at the helm that W&M shot 50 percent or better from the field. In all 14 of those contests, W&M has walked away with a victory. Here is a look at the Tribe's 50 percent or better shooting from the field under Shaver:

Date	Team	Result	Percentage (FGM-FGA)
2/7/07	James Madison	W, 71-56	.540 (27-50)
1/27/07	Georgia State	W, 81-65	.609 (28-46)
12/28/06	Hampton	W, 72-67	.512 (21-41)
12/22/06	UMBC	W, 70-58	.500 (21-42)
11/20/06	Wagner	W, 77-53	.500 (32-64)
2/4/06	Georgia State	W, 90-73	.633 (31-49)
1/28/06	James Madison	W, 86-68	.518 (29-56)
12/21/05	UNC Greensboro	W, 83-73	.536 (30-56)
11/26/05	Campbell	W, 93-79	.589 (33-56)
1/26/05	Towson	W, 83-65	.521 (25-48)
12/1/04	Longwood	W, 90-60	.500 (30-60)
1/28/04	at James Madison	W, 99-86	.600 (33-55)
1/26/04	Old Dominion	W, 86-77	.545 (30-55)
12/30/03	Campbell	W, 82-67	.500 (29-58)
11/23/03	Liberty	W, 91-64	.540 (34-63)

## STIFLING DEFENSE

The Tribe held each of its first three opponents below 37 percent shooting from the floor. The College held Kansas State to 30 percent (24-of-80) shooting. W&M followed that performance by holding Wagner to 32.7 percent (17-of-52) and Holy Cross to 36.7 percent (22-of-60). It marks the best defensive three-game stretch for the Tribe since the 1999-2000 season. The Tribe held The Citadel (32 percent (16-of-50) on Dec. 2), UNC Wilmington (35.5 percent (18-of-53) on Dec. 6) and American (31.8 percent (14-of-44) on Dec. 9) below the mark during the campaign.

W&M has also kept its opponents at bay from beyond the 3-point arc. Kansas State shot only 20.7 percent (6-of-29) from 3-point range, while Wagner was 8-of-31 from downtown for a 25.8 percent shooting clip. Holy Cross hit on only 5-of-25 attempts from 3-point range for a 20 percent average. It marked the first time W&M held three straight opponents to less than 26 percent shooting from 3-point range since the 2001-02 season. During that stretch, W&M held Towson (7.7 percent (1-of-13) on Feb. 2), James Madison (13.3 percent (2-of-15) on Feb. 4) and Hampton (18.8 percent (3-of-16) on Feb. 6) below 20 percent from 3-point range.

## TONY SHAVER - A HALL OF FAMER

In each of his previous two stops before taking over the Tribe program, head coach Tony Shaver has enjoyed great success and been inducted into the Hall of Fame at each school. In 2004, Shaver was inducted into the Hampden-Sydney College Hall of Fame after coaching the Tiger program to eight ODAC Championships, 11 NCAA Tournament appearances and two Final Fours. He had 358 career victories and a .747 winning percentage at Hampden-Sydney. On Nov. 11, 2005, Shaver was inducted into the Episcopal High School (Alexandria, Va.) Hall of Fame. He coached at the school for 10 seasons (1977-86), winning 73 percent of his games and two IAC championships. After the 1986 season, he was named the Virginia State Private School Coach of the Year and his team was ranked first in Northern Virginia by the *Alexandria Gazette*.

## W&M PLAYERS IN THE PROS

Five former W&M players are currently playing professionally overseas, including three who graduated within the last three years. All five are playing in their country's top division of professional basketball.

### TODD CAUTHORN

#### Sheffield Sharks (England - BBL)

Was the Shark's third-leading scorer with 14 points in a 91-70 win over the Worcester Wolves on Feb. 2 ... Connected on a trio of 3-point field goals on his way to 10 points and three rebounds in a 98-86 win over Poujoulat Heat Guildford on Feb. 4 ... The victory over Guildford moved the Sharks into the top spot in the BBL ... Ranks among the league leaders in blocked shots (sixth at 0.85 per game) and free throw shooting (third at 83.3 percent) ... Sharks are tied for second at 13-6 in the BBL Championship table ... Averaging 7.9 points and 3.7 rebounds per game for the Sheffield Sharks as of Jan. 30 ... In total, has played 11 years in Europe.

### ZEB COPE

#### Entente Orleans 45 (France - LNB)

Scored in double figures in each of his last seven games, averaging 15 points per game over that stretch ... Finished with 12 points and two rebounds in a 69-68 win over Le Mans on Feb. 4 ... Orleans is tied for fourth in the LNA with 32 points and a 12-8 record ... Averaging 10.8 points and 5.1 rebounds per game, while shooting 44.5 percent from the field and 84 percent from the free throw line ... Helped Boncourt from the top division in Switzerland advance to the finals of the LNA Championship in 2005-06, after the team claimed the Swiss regular season crown with an 18-4 record ... Ranked fifth in the LNA with 9.8 rebounds per game last season.

### ADAM HESS

#### Artland Dragons of Quackenbrueck (Germany - BBL)

Notched 18 points, including four 3-pointers, to go along with seven rebounds in a 101-76 win over sellbytel Baskets Nurnberg ... Voted the starter at forward for the North squad in the Bundesliga All-Star Game, but was forced to miss the game with an injury ... Leads the German Bundesliga in scoring at 19.2 points per game ... Shooting 48 percent from the field and 80 percent from the free throw line, while averaging 5.2 rebounds per game ... Ranks seventh in league in overall efficiency at 285 and ninth in efficiency per game at 15.0 ... Artland is fourth in the 18-team Bundesliga at 12-7 ... Played for the Phoenix Suns during the Toshiba Las Vegas Summer League, and averaged 18.2 minutes, 8.8 points, 2.6 rebounds and one assist, while shooting 64 percent from the field ... Played two seasons with BK Nymburk in the NBL, the top division in the Czech Republic, helping the team to back-to-back league titles ... Named to the Czech league's All-Imports list and second-team all-league after ranking fourth in the NBL in the value index ratings in 2005-06.

### JIM MORAN

#### Gran Canaria (Spain - ACB)

Averaging 8.6 points and 3.0 rebounds per game, while shooting 42 percent from 3-point range and 79 percent from the free throw line for Gran Canaria ... Gran Canaria has won its last two games and is tied for fourth in the 18-team ACB at 11-9 ... Scored five points and pulled down five rebounds in a 80-70 win over Winterthur F.C. Barcelona on Feb. 4 ... Helped Gran Canaria reach the ACB (top division) playoffs and finish the year fifth in the regular season with a 20-14 record in 2005-06 ... In his seventh season with the team, after starting 29 of the team's 34 regular season games in 2005-06, averaging 7.2 points and shooting 47 percent from 3-point range ... Has played six years in Spain.

### SHERMAN RIVERS

#### BK Sadska (Czech Republic - NBL)

Averaging 12.4 points, 3.9 rebounds and 1.7 assists, all of which rank second on the team ... Tallied 13 points and four rebounds in a 91-74 loss to NH Ostrava on Feb. 3 ... Has a value index per game of 12.0 ... BK Sadska is 5-17 in the NBL ... Averaged 13.8 points and 2.8 rebounds per game in his first season (2005-06) with BK Sadska.

Updated as of Feb. 6.

## GENERAL INFORMATION

<b>NAME</b>	The College of William & Mary
<b>LOCATION</b>	Williamsburg, Va.
<b>FOUNDED</b>	1693 (2nd oldest college in U.S.)
<b>UNDERGRADUATE ENROLLMENT</b>	5,700
<b>NICKNAME</b>	Tribe
<b>COLORS</b>	Green, Gold and Silver
<b>ARENA (CAPACITY)</b>	Kaplan Arena at William and Mary Hall (8,600)
<b>AFFILIATION</b>	NCAA Division I
<b>CONFERENCE</b>	Colonial Athletic Association
<b>PRESIDENT</b>	Gene R. Nichol
<b>ALMA MATER</b>	Oklahoma State, 1973
<b>CHANCELLOR</b>	Sandra Day O'Connor
<b>ALMA MATER</b>	Stanford, 1950
<b>DIRECTOR OF ATHLETICS</b>	Terry Driscoll
<b>ALMA MATER</b>	Boston College, 1969
<b>SR. ASSOC. AD/SWA</b>	Barbara Blosser
<b>ALMA MATER</b>	Ohio State, 1975
<b>ATHLETICS DEPT. PHONE</b>	(757) 221-3400
<b>TICKET OFFICE PHONE</b>	(757) 221-3340

## MEN'S BASKETBALL INFORMATION

<b>HEAD COACH</b>	Tony Shaver
<b>ALMA MATER</b>	North Carolina, 1976
<b>RECORD AT W&amp;M</b>	36-73 (Fourth Season)
<b>CAREER RECORD</b>	394-194 (21st Season)
<b>ASSISTANT COACHES</b>	Dee Vick (Hampden-Sydney, 1994) Antwon Jackson (Pikeville College, 1993) Ben Wilkins (North Carolina State, 2001)
<b>2005-06 RECORD</b>	8-20
<b>CONFERENCE RECORD/FINISH</b>	3-15/T10th
<b>CAA TOURNAMENT RECORD</b>	0-1 (.000)
<b>STARTERS RETURNING/LOST</b>	3/2
<b>LETTERWINNERS RETURNING/LOST</b>	10/5
<b>FIRST YEAR OF BASKETBALL</b>	1905-06
<b>ALL-TIME RECORD</b>	1045-1200 (.465)
<b>NCAA TOURNAMENT APPEARANCES</b>	None
<b>NIT APPEARANCES</b>	1 (1983)
<b>LAST POSTSEASON OPPONENT</b>	Virginia Tech (3/17/83), L 79-85

## TEAM BIRTHDAYS

Laimis Kisielius	1/24/85
Head Coach Tony Shaver	1/28/54
Adam Payton	2/10/84
Steven Hess	3/3/87
Assistant Coach Dee Vick	5/10/71
Assistant Coach Antwon Jackson	5/14/68
David Schneider	5/18/87
Marcus Barnett	5/21/86
Nathan Mann	7/17/85
Assistant Coach Ben Wilkens	9/26/78
Chris Stratton	9/29/85
Kyle Carrabine	10/10/85
Peter Stein	10/20/86
Alex Smith	11/24/86
Chris Darnell	12/3/86
Danny Sumner	12/6/87
Adam Trumbower	12/10/84

## NATIONAL POLLS

### ESPN/USA TODAY COACHES POLL (FEB. 5)

1. Florida (30)	21-2	774	1
2. UCLA (1)	20-2	718	5
3. Ohio State	20-3	714	4
4. Wisconsin	22-2	662	2
5. North Carolina	20-3	631	3
6. Pittsburgh	20-3	624	7
7. Texas A&M	19-3	618	8
8. Kansas	19-4	518	6
9. Butler	22-2	510	11
10. Memphis	19-3	494	12
11. Nevada	21-2	450	13
12. Marquette	20-4	433	15
13. Air Force	20-3	388	16
14. Washington State	19-4	372	17
15. Oregon	19-4	351	9
16. Duke	18-5	282	10
17. Oklahoma State	18-4	219	14
18. Kentucky	17-5	204	24
19. Alabama	17-5	144	20
20. Southern Illinois	19-5	132	NR
21. Notre Dame	18-5	89	19
22. USC	18-6	89	NR
23. Georgetown	16-5	76	NR
24. Indiana	16-6	74	25
25. Texas	16-6	58	23

**RECEIVING VOTES:** West Virginia 54, Arizona 53, Boston College 53, Virginia Tech 38, Virginia 36, Vanderbilt 35, Clemson 34, Virginia Commonwealth 32, Kansas State 21, Stanford 20, UNLV 18, Brigham Young 15, New Mexico State 14, Winthrop 12, Florida State 9, Gonzaga 2, Davidson 2, Villanova 2, Maryland 1.

### ASSOCIATED PRESS POLL (FEB. 5)

1. Florida (72)	21-2	1,800	1
2. UCLA	20-2	1,657	5
3. Ohio State	20-3	1,655	4
4. Wisconsin	22-2	1,592	2
5. North Carolina	20-3	1,507	3
6. Texas A&M	19-3	1,422	10
7. Pittsburgh	20-3	1,418	7
8. Memphis	19-3	1,242	11
9. Kansas	19-4	1,226	6
10. Butler	22-2	1,107	13
11. Marquette	20-4	1,102	14
12. Nevada	21-2	919	15
13. Oregon	19-4	853	9
14. Washington State	19-4	820	18
15. Air Force	20-3	763	17
16. Duke	18-5	700	8
17. Oklahoma State	18-4	667	12
18. Alabama	17-5	438	19
19. USC	18-6	306	NR
20. Kentucky	17-5	282	NR
21. Southern Illinois	19-5	246	NR
22. Georgetown	16-5	230	NR
23. Vanderbilt	16-7	196	24
24. Arizona	15-7	151	20
25. Stanford	15-6	144	23

**RECEIVING VOTES:** Virginia 124, Indiana 117, Notre Dame 108, Texas 105, Kansas State 85, Virginia Tech 71, Boston College 68, West Virginia 59, Virginia Commonwealth 42, New Mexico State 32, Florida State 24, Creighton 19, Brigham Young 15, Clemson 15, North Carolina State 15, Gonzaga 11, Akron 10, UNLV 10, Maryland 9, Tennessee 8, Massachusetts 4, Winthrop 2, Villanova 1, Michigan State 1, Texas Tech 1, Old Dominion 1.

## TRIBE ADDS PAIR OF SIGNEES FOR 2007-08

The William and Mary men's basketball program and head coach Tony Shaver announced the signing of two players, 6-9, 240-pound power forward Marcus Kitts (Holly Springs, N.C.) and 6-4, 190-pound guard Valeriu 'Vali' Lazarescu (Brossard, Quebec, Canada), to National Letters of Intent on Nov. 9. The duo will begin competition for the Tribe during the 2007-08 season.

"It is a great day for the College of William and Mary basketball program," Shaver said. "We are adding two quality young men in Marcus Kitts and Valeriu Lazarescu to our basketball family. Our main objective with our fourth recruiting class was to be highly selective and sign difference makers. We are confident we accomplished both those goals by signing Marcus and Vali. Both players are home runs for our program. They come from great family backgrounds and have what it takes to be impact players for our ball club."

### MARCUS KITTS - F - 6-9 - 240 - HOLLY SPRINGS, N.C. (MIDDLE CREEK)

Kitts averaged 19 points and 12 rebounds as a junior. He scored 419 points in 2005-06, including a season-high 36 against Lee County on Jan. 3. Each of the last two seasons, Kitts earned All-Tri-Seven Conference honors. As a sophomore in 2004-05, he averaged 13.5 points, 7.0 rebounds and 2.2 blocks per game.

"Marcus was the easiest evaluation I have made in my 30 years of coaching," Shaver said. "The first time I saw Marcus, he scored more than 30 points and grabbed over 20 rebounds in a 4A basketball game in the Raleigh, N.C., area. I knew he was our guy, and we just had to find a way to sign him. Marcus is a very talented athlete who has yet to realize his potential. He has exceptional hands and a rare knack for rebounding the ball above the rim. The bigger the game and the better the competition, the better Marcus plays. He is fearless, and he welcomes challenges from opposing teams and players."

The power forward was a 2006 McDonald's All-American Nominee. He earned MVP honors at the 2006 North Carolina State Games Tournament. After receiving interest from UNC Wilmington, Iowa, West Virginia, Davidson and Tennessee, Kitts chose to play collegiate basketball for the Tribe. He spent the summer of 2006 adding muscle to his game, bulking up nearly 20 pounds. Kitts is known as an all-out player who will bang in the paint. He gets off the floor quickly and rebounds on the interior with a purpose.

### VALERIU LAZARESCU - G - 6-4 - 190 - BROSSARD, QUEBEC (CHAMPLAIN ST. LAMBERT)

Lazarescu is an athletic player and a flat-out scorer. He plays for head coach John Dangelas, regarded as one of the top coaches in Canada, at the College of Champlain St. Lambert in Montreal, Quebec, which is known for producing Division I talent. Lazarescu chose the Tribe over American, Princeton, Evansville, Toledo and Boston University.

"I am so thankful Coach John Dangelas allowed us to get involved with Vali at such a late date in the recruiting process," Shaver said. "Vali is a big guard with tremendous athleticism. He is the winner of multiple Canadian dunk contests. He can finish in transition above the rim, shoot from the perimeter and rebound from the guard position."

This season, Lazarescu led Champlain to the Hagen title with a perfect 5-0 mark. He earned tournament MVP honors and led Cavaliers to a 97-39 win over Algonquin in the title game with a team-high 22 points. He has enjoyed an exceptional final season at Champlain, also averaging 20 points per game at the Prep Canada Challenge against top teams from Toronto and Ottawa. At the 2005-06 Canadian Colleges Athletic Association (CCAA) Nationals, Lazarescu helped his Champlain team to a bronze medal.

## NUMERICAL ROSTER

No.	Name	Pos.	El./Cl.	Ht.	Wt.	Hometown/High School
00	Steven Hess	F/C	Fr./Fr.	6-10	225	Charlotte, N.C./Gaston Day School
2	David Schneider	G	Fr./Fr.	6-3	175	Phoenix, Ariz./Brophy Prep
3	Adam Trumbower	G	Sr./Sr.	6-3	190	Roanoke, Va./Cave Spring
4	Alex Smith	F	So./So.	6-5	250	Greenville, S.C./Oak Hill Academy (Va.)
11	Nathan Mann	G	Jr./Jr.	6-2	190	Overland Park, Kan./St. Thomas Aquinas
12	Marcus Barnett	G	Jr./Jr.	6-2	195	Hampton, Va./Phoebus
13	Laimis Kisielius	F	Jr./Jr.	6-8	210	Vilnius, Lithuania/Miller School (Va.)
15	Peter Stein	F	So./So.	6-9	225	Houston, Texas/Westbury Christian
20	Kyle Carrabine	G	Jr./Jr.	6-7	205	Naperville, Ill./Neuqua Valley
22	Danny Sumner	F	Fr./Fr.	6-7	190	Fairfax, Va./Paul VI
23	Chris Darnell	F	So./So.	6-8	210	Fredericksburg, Va./North Stafford
24	Adam Payton	G	5th/Sr.	6-3	195	Burlington, N.J./The Lawrenceville School
25	Chris Stratton	F	Jr./Jr.	6-6	205	Burke, Va./Lake Braddock
31	Matt McFadden	G	Fr./Fr.	6-2	175	Medford, N.J./Shawnee

## ALPHABETICAL ROSTER

No.	Name	Pos.	El./Cl.	Ht.	Wt.	Hometown/High School
12	Marcus Barnett	G	Jr./Jr.	6-2	195	Hampton, Va./Phoebus
20	Kyle Carrabine	G	Jr./Jr.	6-7	205	Naperville, Ill./Neuqua Valley
23	Chris Darnell	F	So./So.	6-8	210	Fredericksburg, Va./North Stafford
00	Steven Hess	F/C	Fr./Fr.	6-10	225	Charlotte, N.C./Gaston Day School
13	Laimis Kisielius	F	Jr./Jr.	6-8	210	Vilnius, Lithuania/Miller School (Va.)
11	Nathan Mann	G	Jr./Jr.	6-2	190	Overland Park, Kan./St. Thomas Aquinas
31	Matt McFadden	G	Fr./Fr.	6-2	175	Medford, N.J./Shawnee
24	Adam Payton	G	5th/Sr.	6-3	195	Burlington, N.J./The Lawrenceville School
2	David Schneider	G	Fr./Fr.	6-3	175	Phoenix, Ariz./Brophy Prep
4	Alex Smith	F	So./So.	6-5	250	Greenville, S.C./Oak Hill Academy (Va.)
15	Peter Stein	F	So./So.	6-9	225	Houston, Texas/Westbury Christian
25	Chris Stratton	F	Jr./Jr.	6-6	205	Burke, Va./Lake Braddock
22	Danny Sumner	F	Fr./Fr.	6-7	190	Fairfax, Va./Paul VI
3	Adam Trumbower	G	Sr./Sr.	6-3	190	Roanoke, Va./Cave Spring

### Head Coach

Tony Shaver (North Carolina, 1976), Fourth season

### Assistant Coaches

Dee Vick (Hampden-Sydney, 1994), Fourth season

Antwon Jackson (Pikeville College, 1993), Second season

Ben Wilkins (N.C. State, 2001) First season

### PRONUNCIATION GUIDE

Kyle Carrabine .....	CARE - uh - byne
Laimis Kisielius .....	LIE-muss kiss-ILL-ee-us
Peter Stein .....	STYNE
Adam Trumbower .....	TRUM - bow - er

## ROSTER BREAKDOWN

### BY POSITION

**Guard:** Marcus Barnett, Kyle Carrabine, Nathan Mann, Matt McFadden, Adam Payton, David Schneider, Adam Trumbower

**Forward:** Laimis Kisielius, Chris Darnell, Alex Smith, Peter Stein, Christ Startton, Steven Hess, Danny Sumner

**Center:** Steven Hess

### BY HEIGHT

**6-10:** Steven Hess

**6-9:** Peter Stein

**6-8:** Chris Darnell, Laimis Kisielius

**6-7:** Kyle Carrabine, Danny Sumner

**6-6:** Chris Stratton

**6-5:** Alex Smith

**6-3:** Adam Payton, Adam Trumbower, David Schneider

**6-2:** Marcus Barnett, Nathan Mann, Matt McFadden

### BY CLASS

**Seniors (2):** Adam Payton, Adam Trumbower

**Juniors (5):** Marcus Barnett, Kyle Carrabine, Laimis Kisielius, Nathan Mann, Chris Stratton

**Sophomores (3):** Chris Darnell, Alex Smith, Peter Stein

**Freshmen (4):** Steven Hess, Matt McFadden, David Schneider, Danny Sumner

### BY STATE

**Arizona (1):** David Schneider

**Illinois (1):** Kyle Carrabine

**Kansas (1):** Nathan Mann

**New Jersey (2):** Matt McFadden, Adam Payton

**North Carolina (1):** Steven Hess

**South Carolina (1):** Alex Smith


**Texas (1):** Peter Stein

**Virginia (5):** Marcus Barnett, Chris Darnell, Chris Statton, Danny Sumner, Adam Trumbower

### BY COUNTRY

**Lithuania (1):** Laimis Kisielius

## TELEVISION/RADIO SPOT CHART



**STEVEN HESS**

FR. • 6-10 • 230  
CHARLOTTE, N.C.



**DAVID SCHNEIDER**

FR. • 6-3 • 175  
PHOENIX, ARIZ.




**ADAM TRUMBOWER**

SR. • 6-3 • 190  
ROANOKE, VA.



**ALEX SMITH**

SO. • 6-5 • 250  
GREENVILLE, S.C.




**NATHAN MANN**

JR. • 6-2 • 190  
OVERLAND PARK, KAN.




**MARCUS BARNETT**

JR. • 6-2 • 195  
HAMPTON, VA.




**LAIMISKISIELIUS**

JR. • 6-8 • 210  
VILNIUS, LITHUANIA




**PETER STEIN**

SO. • 6-9 • 220  
BELLAIRE, TEXAS




**KYLE CARRABINE**

JR. • 6-7 • 205  
NAPERVILLE, ILL.




**DANNY SUMNER**

FR. • 6-7 • 190  
FAIRFAX, VA.




**CHRIS DARNELL**

SO. • 6-8 • 210  
FREDERICKSBURG, VA.



**ADAM PAYTON**

SR. • 6-3 • 195  
BURLINGTON, N.J.



**CHRIS STRATTON**

JR. • 6-6 • 205  
BURKE, VA.



**MATT McFADDEN**

FR. • 6-2 • 175  
MEDFORD, N.J.



**TONY SHAVER**

FOURTH SEASON AT W&M  
31ST SEASON OVERALL





## CAREER RECORD BOOK UPDATE

### 3-POINT FIELD GOALS

Player	Years	G	3FG
1. Matt Verkey	1993-96	106	218
2. Randy Bracy	1996-99	92	171
3. Greg Burzell	1987-89	82	150
4. Adam Hess	2002-04	75	144
5. Jim Moran	1998-2001	107	141
6. David Cox	1992-95	109	137
7. Mike Johnson	2000-02	79	129
<b>8. Nathan Mann</b>	<b>2005-</b>	<b>81</b>	<b>127</b>
Jimmy Apple	1988-91	86	124
10. B. Fitzgibbons	1996-97	54	119
11. Nick D'Antoni	2002-05	107	104
12. B. Connor	1990-93	102	88
13. Kurt Small	1992-95	108	86
14. Mit Winter	1998-01	109	75
T. Roberts	1990-93	111	75
16. Scotty Scott	1997, 99-00	65	69
17. T. Jennings	1995-98	71	66
18. Sean Duff	1991-94	85	64
19. Sherman Rivers	2000-03	113	59
20. Taylor Mokris	2003-06	107	58

### 3-POINT ATTEMPTS

Player	Years	G3FGA
1. Matt Verkey	1993-96	106 583
2. Randy Bracy	1996-99	92 495
3. Adam Hess	2002-04	75 447
4. David Cox	1992-95	109 395
5. Jim Moran	1998-2001	107 376
6. Mike Johnson	2000-02	79 373
<b>7. Nathan Mann</b>	<b>2005-</b>	<b>81 372</b>
8. Greg Burzell	1987-89	82 358
9. Jimmy Apple	1988-91	86 341
10. Nick D'Antoni	2002-05	107 331
11. B. Fitzgibbons	1996-97	54 288
12. Kurt Small	1992-95	108 271

### 3-POINT PERCENTAGE

Player	Years	G	Pct
1. Greg Burzell	1987-89	82	.419
2. B. Fitzgibbons	1996-97	54	.413
3. Jim Moran	1998-01	107	.375
4. Matt Verkey	1993-96	106	.374
5. Mit Winter	1998-01	75	.366
6. Brendan Connor	1990-93	102	.364
Jimmy Apple	1988-91	86	.364
8. David Cox	1992-95	139	.347
9. Mike Johnson	2000-02	79	.346
10. Randy Bracy	1996-99	92	.345
<b>11. Nathan Mann</b>	<b>2005-</b>	<b>81</b>	<b>.341</b>

### 3-POINTERS PER GAME

(minimum 50 games)

Player	Years	G	Avg
1. B. Fitzgibbons	1996-97	54	2.20
2. Matt Verkey	1993-96	106	2.06
3. Adam Hess	2002-04	75	1.92
4. Randy Bracy	1996-99	92	1.86
5. Greg Burzell	1987-89	82	1.83
6. Mike Johnson	2000-02	79	1.63
<b>7. Nathan Mann</b>	<b>2005-</b>	<b>81</b>	<b>1.57</b>
8. Jimmy Apple	1988-91	86	1.44
9. Jim Moran	1998-01	107	1.32
10. David Cox	1992-95	137	1.26
11. Scotty Scott	1997, 99-00	65	1.06

### ASSIST AVERAGE

(minimum 50 games)

Player	Years	G	Avg
1. Randy Bracy	1996-99	92	3.82
2. Scott Coval	1983-86	110	3.72
3. Brendan Connor	1990-93	102	3.51
4. John Lowenhaupt	1975-78	112	3.29
5. Nick D'Antoni	2002-05	107	3.17
6. Bill Barnes	1979-82	109	3.13
7. Mike Enoch	1975-78	110	3.13
8. Ron Satterthwaite	1974-77	106	3.12
9. David Cox	1992-95	109	3.08
10. Curtis Pride	1987-90	94	3.05
11. Matt O'Reilly	1987-90	106	2.80
12. George Spack	1972-73	52	2.77
13. Keith Cieplicki	1982-85	113	2.51
14. Scotty Scott	1997, 99-00	65	2.42
15. Sherman Rivers	2000-03	113	2.41
16. Adam Hess	2002-04	75	2.24
17. David Grabuloff	1996-98	76	2.17
18. Steve Seward	1972-73	53	2.17
<b>19. Nathan Mann</b>	<b>2005-</b>	<b>81</b>	<b>2.15</b>
20. Mike Arizin	1973-74	54	2.13
21. Jim Moran	1998-01	107	2.09

### STEAL AVERAGE

(minimum 50 games)

Player	Years	G	Avg
1. Jim McDonough	1976-77	55	2.27
2. John Lowenhaupt	1976-78	84	1.90
3. Randy Bracy	1996-99	92	1.90
4. Bill Barnes	1979-82	109	1.90
<b>5. Adam Payton</b>	<b>2006-</b>	<b>52</b>	<b>1.62</b>
6. Curtis Pride	1987-90	94	1.45
7. Mike Enoch	1976-78	83	1.45
8. Mike Strayhorn	1980-83	103	1.44
9. Jim Moran	1998-01	107	1.36
10. Kurt Small	1992-95	108	1.33
11. Scott Whitley	1978-81	101	1.27
12. Brendan Connor	1990-93	102	1.25
13. Adam Hess	2002-04	75	1.11
14. Rich Veres	1980-81	53	1.09
15. Sherman Rivers	2000-03	113	1.04
16. Matt Verkey	1993-96	106	1.00
17. Keith Cieplicki	1982-85	113	0.96
18. Ron Satterthwaite	1976-77	51	0.92
19. Todd Cauthorn	1990-93	105	0.88
20. Kevin Richardson	1982-85	113	0.88
<b>Nathan Mann</b>	<b>2005-</b>	<b>81</b>	<b>0.77</b>

### ASSIST-TO-TURNOVER RATIO

Player	Years	G	A/T
1. John Lowenhaupt	1976-78	84	1.93
2. Scott Coval	1983-86	110	1.87
3. Keith Cieplicki	1982-85	113	1.43
4. Nick D'Antoni	2002-05	107	1.42
5. David Cox	1992-95	109	1.38
6. Mike Strayhorn	1980-83	103	1.35
7. Matt O'Reilly	1987-90	106	1.33
<b>8. Nathan Mann</b>	<b>2005-</b>	<b>81</b>	<b>1.32</b>
9. Cody Carbaugh	1999-02	97	1.28
10. Derrick Peters	1990-93	109	1.22
11. Tom Pfingst	1973-74	37	1.21

## SINGLE SEASON RECORD BOOK UPDATE

### FREE THROW PERCENTAGE

PLAYER	SEASON	FTM-FTA	Pct
1. Scott Coval	1986	111-121	.917
2. Dave Daugherty	1967	77-88	.875
3. Tony Traver	1983	111-127	.874
4. John Lowenhaupt	1978	114-132	.864
<b>5. Adam Payton</b>	<b>2007</b>	<b>94-109</b>	<b>.862</b>
6. Tom Farrington	1960	75-87	.862
7. Keith Cieplicki	1983	131-153	.866
8. Ron Panneton	1968	112-132	.848
9. Adam Hess	2003	114-135	.844
10. George Spack	1972	86-103	.835

### SINGLE-SEASON 3-POINT FG PCT.

PLAYER	SEASONS	3PM-3PA	Pct.
1. Greg Burzell	1988	75-170	.441
3. Brendan Connor	1992	34-78	.436
4. Bobby Fitzgibbons	1996	57-131	.435
<b>2. Lamis Kisielius</b>	<b>2007</b>	<b>32-74</b>	<b>.432</b>
5. Jim Moran	1999	44-106	.415
6. Matt Verkey	1993	50-121	.413
7. Nathan Mann	2006	51-124	.411
8. Bobby Fitzgibbons	1997	62-157	.395
9. Matt Verkey	1994	63-164	.384
10. Jimmy Apple	1988	51-134	.381

### TEAM SINGLE-SEASON 3-POINT FG MADE

YEAR	G	3PM
1. 2000	28	188
2. 1998	27	187
3. 2002	29	185
4. 1994	27	183
5. 1999	27	180
<b>2007</b>	<b>23</b>	<b>167</b>

### TEAM SINGLE-SEASON 3-POINT FG ATTEMPTS

YEAR	G	3PA
1. 2002	29	579
2. 2004	28	556
3. 1999	27	548
4. 2003	28	539
5. 2000	28	537
<b>2007</b>	<b>23</b>	<b>507</b>

### TEAM SINGLE-SEASON 3-POINT FG MADE PER GAME

YEAR	G	3PM	Avg
1. 2007	24	167	6.96
2. 1998	27	187	6.93
3. 1994	27	183	6.78
4. 2000	28	188	6.71
5. 1999	27	180	6.67

## TONY SHAVER

Head Coach • Fourth Season at W&M

William and Mary head coach Tony Shaver is in his fourth season at the helm of the Tribe men's basketball program and his 31st overall in coaching. Shaver has coached at the collegiate level for the last 19 years and was officially hired as the 31st head men's basketball coach in the history of the College on May 2, 2003.

The Green and Gold continue to make strides under the direction of Shaver. W&M started the 2005-06 season 4-1, marking the best start for a Tribe since opening the 1992-93 campaign with a 6-1 record. During that season, however, two of the team's first four wins were against non-Division I teams Virginia Wesleyan and Shenandoah, which means the 4-1 start for the 2005-06 squad was the first time in school history that the Tribe has opened a year with at least four wins in its first five games against current Division I opponents. Included in those four victories was a 70-60 win at Hampton, who went on to make the NCAA Tournament.

Prior to the start of the 2005-06 season, Shaver was inducted into the Episcopal High School Hall of Fame in a ceremony at the school on Nov. 11. He led EHS for 10 seasons from 1977-86. With his inception into the Episcopal Hall of Fame, Shaver has been inducted into the Hall of Fame at both of his head coaching stops prior to taking over the reigns at William and Mary. He was inducted into the Hampden-Sydney Hall of Fame in 2004.

In his second season at the helm, W&M immediately started the season on a high note, defeating Radford and Hartford to win the inaugural W&M Tip-Off Classic, the first regular season tournament title for the College since 1981. The Tribe defeated James Madison in the first round of the Colonial Athletic Association Tournament for W&M's first postseason win since 1997, and just the third in the last 20 years.

Shaver began his Tribe career with a 91-64 pounding of Liberty on Nov. 23, 2003. He also won his first ever Colonial Athletic Association contest, as the Tribe knocked off two-time defending league champion UNC Wilmington, 67-66, in overtime on Dec. 4, 2003. In the Tribe's first contest against a nationally ranked opponent under Shaver's direction, W&M performed well, leading No. 15 Pittsburgh by 10 points midway through the first half, before the Panthers, who attempted 28 more free throws than the Tribe, won 70-55.

There have been individual successes as well for the Green and Gold under Shaver's reign. 2004 graduate Adam Hess, currently playing professionally in Germany, became the first player in school history to lead the CAA in scoring. An outstanding student and athlete, Hess was named the CAA Male Scholar-Athlete of the Year (for all sports) and was a First-Team Academic All-American and all-conference selection as a senior. Current senior Corey Cofield was voted the 2004 CAA Rookie of the Year, leading all freshmen in the league in points, rebounds and field goal percentage. Cofield earned his second straight selection to the All-CAA third team in 2005, while current junior Iaimis Kisielius earned a spot on the CAA All-Rookie team in 2005.

Shaver came to W&M after coaching 17 seasons at Hampden-Sydney, compiling a record of 358-121 (.747). He turned the Tigers into a Division III national powerhouse, leading the men's basketball team to eight Old Dominion Athletic Conference titles, 12 20-win seasons and 11 NCAA Division III Tournament appearances. The winningest basketball coach in the program's history, he was named the ODAC and South Region Coach of the Year in 1995, 1999 and 2000, and was picked as the Virginia Sports Information Directors Division II-III Coach of the Year in



1997, 1999 and 2000.

In 2003, Shaver took the Tigers to the NCAA Division III Final Four, as his team finished with a record of 28-4, tied for the second-most wins in the program's history. In 1999, Shaver led H-SC to the national championship game, where the Tigers lost by one point in double-overtime to Wisconsin-Platteville. The team finished 29-3, setting a school record for most wins in a season.

Shaver also has a firm commitment to his players' success in the classroom. In 1999, one of his charges, Jack Jirak, was named the ODAC Scholar-Athlete of the Year and was also awarded the Gammon Cup as the top-student-athlete at the college. Two of Shaver's players, David Hobbs (1999) and Russell Turner (1992) earned Academic All-America honors. A number of his players have been named to the Academic All-ODAC squad, including six student-athletes in 1998.

Prior to taking over at Hampden-Sydney for the 1986-87 campaign, Shaver spent 10 years as the head boys' basketball coach at Episcopal High School in Alexandria, Virginia. He was named the Virginia State Private School Coach of the Year in 1986, and was twice picked as the Alexandria Coach of the Year, while winning 73 percent of his games.

A 1976 graduate of North Carolina, Shaver was a guard on the Tar Heel men's basketball team from 1972-75 under head coach Dean Smith. Originally a walk-on, he earned a scholarship his rookie season, when he was awarded the prestigious Butch Bennett Award, presented to the freshman who exemplifies determination, sportsmanship and sacrifice for the team. Shaver was voted the honoree by his teammates. During his four years in Chapel Hill, UNC went 95-26, including a pair of trips to the NCAA Tournament in 1975 and 1976. During the 1975 season, the Tarheels won the ACC Tournament and advanced to the Sweet 16. During the 1973 and 1974 season, North Carolina made the National Invitational Tournament.

A native of High Point, North Carolina, Shaver and his wife, Ann, are the parents of three sons: Christopher (25), a former standout pitcher on the Tribe's baseball team, who is currently pitching with the Chicago Cubs organization, Austin (22) and Jackson (15).



00

# STEVEN HESS

Fr. - F/C - 6-10 - 225 (Charlotte, N.C./Gaston Day School)

- With the frontline in foul trouble, came off the bench and contributed a career-high tying four points to go along with a rebound and a block in 14 minutes at James Madison (2/7/07)
- Had a two-handed dunk in the second-half against James Madison (1/31/07)
- Played a career-high 15 minutes off the bench at Old Dominion (1/24/07) and finished with two points, three rebounds, a blocked shot and two steals
- Registered his first career assist and tallied a career-best four points vs. UMBC (12/22/06)
- Equalled a career high in minutes played (11) while adding three points vs. North Florida (12/8/06)
- After missing most of the week prior to the Kansas State game due to illness, came off the bench to score three points, pull down three rebounds and block a shot in 11 minutes of action
- Saw action in the Tribe's exhibition victory over Barton College
- A three-year letterwinner at Gaston Day
- A McDonald's All-American nominee
- Garnered All-Southern Piedmont Athletic Association honors as a junior and senior
- Averaged 13.1 points and nine rebounds as a senior at Gaston Day
- Named Hardest Working Player during his senior season at Gaston Day
- As a junior at Gaston Day, helped his team reach the semifinals of the state tournament in North Carolina's largest independent-school classification

## SINGLE-GAME HIGHS

**POINTS**  
 Season 4 at James Madison (2/7/07)  
 4 vs. UMBC (12/22/06)  
 Career 4 at James Madison (2/7/07)  
 4 vs. UMBC (12/22/06)

**FIELD GOALS**  
 Season 2 at James Madison (2/7/07)  
 Career 2 at James Madison (2/7/07)

**FIELD GOAL ATTEMPTS**  
 Season 3 at Kansas State (11/11/06)  
 3 vs. Wagner (11/20/06)  
 Career 3 at Kansas State (11/11/06)  
 3 vs. Wagner (11/20/06)

**3-POINT FIELD GOALS**  
 Season None  
 Career None

**3-POINT FIELD GOAL ATTEMPTS**  
 Season None  
 Career None

**FREE THROWS**  
 Season 2 vs. Hampton (12/28/06)  
 2 vs. UMBC (12/22/06)  
 Career 2 vs. Hampton (12/28/06)  
 2 vs. UMBC (12/22/06)

**FREE THROW ATTEMPTS**  
 Season 4 vs. North Florida (12/8/06)  
 4 at Kansas State (11/11/06)  
 Career 4 vs. North Florida (12/8/06)  
 4 at Kansas State (11/11/06)

**REBOUNDS**  
 Season 3, three times, most recently at Old Dominion (1/24/07)  
 Career 3, three times, most recently at Old Dominion (1/24/07)

**ASSISTS**  
 Season 1, three times, most recently at James Madison (2/7/07)  
 Career 1, three times, most recently at James Madison (2/7/07)

**STEALS**  
 Season 2 at Old Dominion (1/24/07)  
 Career 2 at Old Dominion (1/24/07)

**BLOCKED SHOTS**  
 Season 1, five times, most recently at James Madison (2/7/07)  
 Career 1, five times, most recently at James Madison (2/7/07)

**MINUTES**  
 Season 15 at Old Dominion (1/24/07)  
 Career 15 at Old Dominion (1/24/07)

### HESS' 2006-07 GAME-BY-GAME STATISTICS

Date	Opp	Min	FG-A	Pct	3FG-A	Pct	FT-A	Pct	O-D	Tot	PF	A	TO	B	S	Pts
N11	at Kansas St.	11	1-3	.333	0-0	.000	1-4	.250	1-2	3	3	0	1	1	0	3
N20	Wagner	8	1-3	.333	0-0	.000	0-0	.000	0-3	3	2	0	1	1	0	2
N25	at Holy Cross						DNP									
N28	at Navy	6	1-1	1.000	0-0	.000	0-0	.000	0-0	0	1	0	0	0	0	2
D1	Jacksonville St.	6	0-1	.000	0-0	.000	0-1	.000	0-1	1	1	0	0	0	0	0
D2	Cornell	3	0-0	.000	0-0	.000	0-0	.000	0-0	0	0	0	0	0	0	0
D5	Towson	6	0-0	.000	0-0	.000	0-0	.000	0-1	1	1	0	0	0	0	0
D8	North Florida	11	1-2	.500	0-0	.000	1-4	.250	1-0	1	0	0	0	0	0	3
D22	UMBC	6	1-1	1.000	0-0	.000	2-2	1.000	0-0	0	2	1	0	0	0	4
D28	Hampton	7	0-0	.000	0-0	.000	2-2	1.000	1-1	2	1	0	2	0	0	2
D31	Richmond						DNP									
J3	at GMU						DNP									
J6	Northeastern						DNP									
J8	at Georgia St.	0+	0-0	.000	0-0	.000	0-0	.000	0-0	0	0	0	0	0	0	0
J10	VCU	1	0-0	.000	0-0	.000	0-0	.000	0-0	0	0	0	1	0	0	0
J13	at Delaware						DNP									
J17	at GMU						DNP									
J20	at Hofstra	4	0-0	.000	0-0	.000	0-0	.000	0-0	0	0	0	0	0	0	0
J24	at ODU	15	1-2	.500	0-0	.000	0-0	.000	0-3	3	5	0	3	1	2	2
J27	Georgia State	3	0-0	.000	0-0	.000	0-0	.000	0-1	1	2	1	0	1	0	0
J29	at VCU						DNP									
J31	JMU	3	1-1	1.000	0-0	.000	0-0	.000	0-0	0	0	0	1	0	0	2
F3	UNCW	6	0-0	.000	0-0	.000	0-0	.000	0-0	0	2	0	0	0	0	0
F7	at JMU	14	2-2	1.000	0-0	.000	0-0	.000	1-0	1	3	1	0	1	0	4
F10	at UNCW															
F14	Drexel															
F17	at Fairfield															
F21	at Drexel															
F24	ODU															

### HESS' CAREER STATISTICS

Season	G-GS	Min-Avg	FG-A	Pct	3FG-A	Pct	FT-A	Pct	OR-DR	Reb-Avg	PF-FO	A	TO	Blk	St	Pts-Avg
2006-07	17-0	110-6.5	9-16	.563	0-0	.000	6-13	.462	4-12	16-0.9	23-1	3	9	5	2	24-1.4
Career	17-0	110-6.5	9-16	.563	0-0	.000	6-13	.462	4-12	16-0.9	23-1	3	9	5	2	24-1.4

### HESS' CAA STATISTICS

Season	G-GS	Min-Avg	FG-A	Pct	3FG-A	Pct	FT-A	Pct	OR-DR	Reb-Avg	PF-FO	A	TO	Blk	St	Pts-Avg
2006-07	9-0	52-5.8	4-5	.800	0-0	.000	0-0	.000	1-5	6-0.7	13-1	2	5	3	2	8-0.9
Career	9-0	52-5.8	4-5	.800	0-0	.000	0-0	.000	1-5	6-0.7	13-1	2	5	3	2	8-0.9

## SINGLE-GAME HIGHS

**POINTS**  
 Season 18 vs. Towson (12/5/06)  
 18 at Kansas State (11/11/06)  
 Career 18 vs. Towson (12/5/06)  
 18 at Kansas State (11/11/06)

**FIELD GOALS**  
 Season 5 vs. Towson (12/5/06)  
 5 at Kansas State (11/11/06)  
 Career 5 vs. Towson (12/5/06)  
 5 at Kansas State (11/11/06)

**FIELD GOAL ATTEMPTS**  
 Season 14 at Kansas State (11/11/06)  
 Career 14 at Kansas State (11/11/06)

**3-POINT FIELD GOALS**  
 Season 4 vs. Northeastern (1/6/07)  
 4 vs. Towson (12/5/06)  
 Career 4 vs. Northeastern (1/6/07)  
 4 vs. Towson (12/5/06)

**3-POINT FIELD GOAL ATTEMPTS**  
 Season 9 at Kansas State (11/11/06)  
 Career 9 at Kansas State (11/11/06)

**FREE THROWS**  
 Season 6 at Hofstra (1/20/07)  
 Career 6 at Hofstra (1/20/07)

**FREE THROW ATTEMPTS**  
 Season 7 at Hofstra (1/20/07)  
 7 at Kansas State (11/11/06)  
 Career 7 at Hofstra (1/20/07)  
 7 at Kansas State (11/11/06)

**REBOUNDS**  
 Season 9 at Kansas State (11/11/06)  
 Career 9 at Kansas State (11/11/06)

**ASSISTS**  
 Season 7 at Kansas State (11/11/06)  
 Career 7 at Kansas State (11/11/06)

**STEALS**  
 Season 4 at Kansas State (11/11/06)  
 Career 4 at Kansas State (11/11/06)

**BLOCKED SHOTS**  
 Season None  
 Career None

**MINUTES**  
 Season 38 at Kansas State (11/11/06)  
 Career 38 at Kansas State (11/11/06)

# 2

# DAVID SCHNEIDER

Fr. - G - 6-3 - 175 (Phoenix, Ariz./Brophy Prep)

- Broke out of a slump with 11 points, including back-to-back 3-pointers in the second half to extend the Tribe's lead to double digits at Jame Madison (2/7/07)
- Has dished out five or more assists in a game on five occasions, including two of the last four games
- Named CAA Rookie of the Week on two occasions (Nov. 13 and Jan. 8)
- Connected on a career-high tying four 3-point field goals, scoring 13 points and pulling down a team-high eight rebounds vs. Northeastern (1/6/07)
- Tallied 10 points to go along with four assists in his first career CAA road game at George Mason (1/3/07)
- After missing three games with an injury returned to the floor, coming off the bench to lead W&M with 18 points, including four 3-point field goals against Towson (12/5/06)
- Led the Tribe in points (18), rebounds (9), assists (7), steals (4) and minutes played (38) against the Wildcats
- Turned in an impressive performance in the Tribe's exhibition victory over Barton College with 14 points on 5-of-7 shooting to go along with team-highs in assists (7), rebounds (8) and steals (8)
- His eight steals would have established a Kaplan Arena and W&M school-record
- Father, Jeff Schneider, played basketball at Virginia Tech and was drafted by the Houston Rockets in the fifth round of the 1982 NBA Draft

### SCHNEIDER'S 2006-07 GAME-BY-GAME STATISTICS

Date	Opp	Min	FG-A	Pct	3FG-A	Pct	FT-A	Pct	O-D	Tot	PF	A	TO	B	S	Pts
N11	• at Kansas St.	38	5-14	.357	3-9	.333	5-7	.714	1-8	9	4	7	5	0	4	18
N20	• Wagner	25	2-3	.667	1-2	.500	3-4	.750	0-2	2	3	6	1	0	1	8
N25	• at Holy Cross	29	1-7	.143	0-2	.000	2-4	.500	0-1	1	4	1	1	0	3	4
N28	at Navy															DNP
D1	Jacksonville St.															DNP
D2	Cornell															DNP
D5	Towson	28	5-9	.556	4-8	.500	2-3	.667	0-2	2	3	2	1	0	1	18
D8	• North Florida	31	2-5	.400	2-4	.500	4-4	1.000	1-2	3	1	5	2	0	2	10
D22	• UMBC	34	3-8	.375	3-6	.500	2-2	1.000	0-1	1	1	2	1	0	0	11
D28	• Hampton	29	1-5	.200	1-5	.200	3-6	.500	0-3	3	4	3	3	0	0	6
D31	• Richmond	32	3-7	.429	3-7	.429	0-1	.000	0-3	3	2	0	4	0	2	9
J3	• at GMU	36	3-8	.375	2-6	.333	2-2	1.000	1-1	2	3	4	3	0	1	10
J6	• Northeastern	31	4-9	.444	4-8	.500	1-2	.500	3-5	8	2	2	0	0	1	13
J8	• at Georgia St.	33	3-9	.333	1-6	.167	0-2	.000	1-5	6	2	4	2	0	2	7
J10	• VCU	35	3-7	.429	2-6	.333	2-5	.400	2-2	4	4	3	3	0	0	10
J13	• at Delaware	33	2-8	.250	1-5	.200	2-2	1.000	2-0	2	4	1	2	0	0	7
J17	• GMU	35	3-7	.429	2-5	.400	3-3	1.000	1-6	7	2	2	2	0	0	11
J20	• at Hofstra	32	0-7	.000	0-5	.000	6-7	.857	1-3	4	3	4	2	0	0	6
J24	• at ODU	27	3-7	.429	3-7	.429	0-0	.000	0-2	2	3	1	1	0	0	9
J27	• Georgia State	32	3-10	.300	2-8	.250	1-2	.500	0-4	4	0	5	1	0	1	9
J29	• at VCU	27	2-7	.286	1-4	.250	0-0	.000	2-0	2	3	1	3	0	2	5
J31	JMU	30	1-6	.143	0-5	.000	0-0	.000	0-2	2	0	6	1	0	2	2
F3	• UNCW	26	0-7	.000	0-6	.000	1-2	.500	1-1	2	2	1	0	0	0	1
F7	at JMU	32	3-6	.500	2-5	.400	3-7	.429	0-4	4	3	2	2	0	1	11
F10	at UNCW															
F14	Drexel															
F17	at Fairfield															
F21	at Drexel															
F24	ODU															

• Games started

### SCHNEIDER'S CAREER STATISTICS

Season	G-GS	Min-Avg	FG-A	Pct	3FG-A	Pct	FT-A	Pct	OR-DR	Reb-Avg	PF-FO	A	TO	Blk	St	Pts-Avg
2006-07	21-20	655-31.2	52-156	.333	37-121	.306	44-67	.657	16-57	73-3.5	53-0	62	40	0	23	185-8.8
<b>Career</b>	<b>21-20</b>	<b>655-31.2</b>	<b>52-156</b>	<b>.333</b>	<b>37-121</b>	<b>.306</b>	<b>44-67</b>	<b>.657</b>	<b>16-57</b>	<b>73-3.5</b>	<b>53-0</b>	<b>62</b>	<b>40</b>	<b>0</b>	<b>23</b>	<b>185-8.8</b>

### SCHNEIDER'S CAA STATISTICS

Season	G-GS	Min-Avg	FG-A	Pct	3FG-A	Pct	FT-A	Pct	OR-DR	Reb-Avg	PF-FO	A	TO	Blk	St	Pts-Avg
2006-07	14-13	437-31.2	35-107	.327	24-84	.286	24-37	.649	14-37	51-3.6	34-0	38	23	0	11	119-8.5
<b>Career</b>	<b>14-13</b>	<b>437-31.2</b>	<b>35-107</b>	<b>.327</b>	<b>24-84</b>	<b>.286</b>	<b>24-37</b>	<b>.649</b>	<b>14-37</b>	<b>51-3.6</b>	<b>34-0</b>	<b>38</b>	<b>23</b>	<b>0</b>	<b>11</b>	<b>119-8.5</b>

# 3

## ADAM TRUMBOWER

Sr. - G - 6-3 - 190 (Roanoke, Va./Cave Spring)

- Led the Tribe for the third time with three assists at JMU (2/7/07)
- Started his third game of the year and finished with eight points, three rebounds, two assists and three steals against Georgia State (1/27/07)
- Knocked down a career-high two 3-point field goals against Georgia State and at Old Dominion (1/24/07)
- In first start of the season vs. Cornell (12/2/06), had seven points and a career-high tying five assists
- Led the Tribe in points with a career-high 12 against Navy (11/28/06)
- Finished 8-of-9 from the free throw line, while also leading the Tribe in rebounds (6) and assists (4) against the Midshipmen
- Team Co-Captain with senior Adam Payton
- Earned scholarship for his senior season after playing his first three years at W&M as a walk on
- Tallied four points in the Tribe's season-opening win over Maine (11/18/05)
- Registered steals against Delaware (2/15/06), Georgia State (2/4/06) and at VCU (1/19/06)
- Became the first walk on to start a game since 1996-97
- Tallied a then career-high eight points and seven rebounds off the bench at Radford (11/24/03)
- Set a career high with five assists in start at Delaware (1/21/04)
- Played 25 minutes with six points, three rebounds and two assists against Liberty (11/23/03) in his first career game.

### SINGLE-GAME HIGHS

<b>POINTS</b>	
Season	12 at Navy (11/28/06)
Career	12 at Navy (11/28/06)
<b>FIELD GOALS</b>	
Season	2, five times, most recently vs. Georgia State (1/27/07)
Career	3 vs. Campbell (12/30/03) 3 at Radford (11/24/03)
<b>FIELD GOAL ATTEMPTS</b>	
Season	4 vs. Cornell (12/2/06) 4 at Navy (11/28/06)
Career	7 vs. Campbell (12/30/03) 7 at Radford (11/24/03)
<b>3-POINT FIELD GOALS</b>	
Season	2 vs. Georgia State (1/27/07) 2 at Old Dominion (1/24/07)
Career	2, five times, most recently vs. Georgia State (1/27/07)
<b>3-POINT FIELD GOAL ATTEMPTS</b>	
Season	3 at Old Dominion (1/24/07) 3 vs. Cornell (12/2/06)
Career	6 at Radford (11/24/03)
<b>FREE THROWS</b>	
Season	8 at Navy (11/28/06)
Career	8 at Navy (11/28/06)
<b>FREE THROW ATTEMPTS</b>	
Season	9 at Navy (11/28/06)
Career	9 at Navy (11/28/06)
<b>REBOUNDS</b>	
Season	6 at Navy (11/28/06)
Career	7 at Radford (11/24/03)
<b>ASSISTS</b>	
Season	5 vs. Cornell (12/2/06)
Career	5 vs. Cornell (12/2/06) 5 at Delaware (1/21/04)
<b>STEALS</b>	
Season	3 vs. Georgia State (1/27/07) 3 vs. North Florida (12/8/06)
Career	3 vs. Georgia State (1/27/07) 3 vs. North Florida (12/8/06)
<b>BLOCKED SHOTS</b>	
Season	None
Career	1 vs. Drexel (2/2/05) 1 at Towson (1/14/04)
<b>MINUTES</b>	
Season	27 vs. Cornell (12/2/06)
Career	36 at Delaware (1/21/04)

### TRUMBOWER'S 2006-07 GAME-BY-GAME STATISTICS

Date	Opp	Min	FG-A	Pct	3FG-A	Pct	FT-A	Pct	O-D	Tot	PF	A	TO	B	S	Pts
N11	at Kansas St.	2	0-0	.000	0-0	.000	0-0	.000	0-1	1	0	0	1	0	0	0
N20	Wagner	16	1-2	.500	0-1	.000	0-0	.000	0-1	1	2	1	1	0	0	2
N25	at Holy Cross	4	0-0	.000	0-0	.000	0-0	.000	0-1	1	1	1	0	0	0	0
N28	at Navy	25	2-4	.500	0-2	.000	8-9	.889	2-4	6	3	4	1	0	0	12
D1	Jacksonville St.	20	0-2	.000	0-1	.000	2-2	1.000	1-4	5	2	1	1	0	1	2
D2	* Cornell	27	2-4	.500	1-3	.333	2-2	1.000	0-2	2	3	5	1	0	0	7
D5	* Towson	20	0-2	.000	0-1	.000	2-2	1.000	1-3	4	2	3	1	0	0	2
D8	North Florida	15	1-3	.333	0-1	.000	0-0	.000	1-2	3	2	2	1	0	3	2
D22	UMBC	9	2-2	1.000	0-0	.000	2-2	1.000	0-0	0	0	0	1	0	0	6
D28	Hampton	11	0-1	.000	0-1	.000	1-2	.500	1-1	2	2	1	4	0	0	1
D31	Richmond	8	0-0	.000	0-0	.000	0-0	.000	0-0	0	1	1	1	0	0	0
J3	at GMU	4	0-0	.000	0-0	.000	0-0	.000	0-0	0	1	0	0	0	0	0
J6	Northeastern	9	0-1	.000	0-0	.000	0-0	.000	0-1	1	1	1	0	0	0	0
J8	at Georgia St.	9	0-1	.000	0-1	.000	0-0	.000	0-1	1	0	0	0	0	0	0
J10	VCU	1	0-0	.000	0-0	.000	0-0	.000	0-0	0	0	0	1	0	0	0
J13	at Delaware	12	0-1	.000	0-1	.000	0-0	.000	0-0	1	0	0	0	0	0	0
J17	GMU	7	0-0	.000	0-0	.000	0-0	.000	0-1	1	0	1	0	0	0	0
J20	at Hofstra	7	0-1	.000	0-0	.000	0-0	.000	0-1	1	1	0	0	0	0	0
J24	at ODU	14	2-3	.667	2-3	.667	0-0	.000	1-0	1	0	0	1	0	0	6
J27	* Georgia State	19	2-2	1.000	2-2	1.000	2-2	1.000	1-2	3	1	2	0	0	3	8
J29	* at VCU	13	0-3	.000	0-1	.000	0-0	.000	1-2	3	1	0	0	0	0	0
J31	JMU	12	1-2	.500	0-1	.000	0-0	.000	0-0	0	0	2	0	0	0	2
F3	UNCW	9	0-1	.000	0-1	.000	0-0	.000	0-0	0	2	1	0	0	1	0
F7	at JMU	11	1-2	.500	1-1	1.000	0-2	.000	1-2	3	2	3	2	0	0	3
F10	at UNCW															
F14	Drexel															
F17	at Fairfield															
F21	at Drexel															
F24	ODU															

### TRUMBOWER'S CAREER STATISTICS

Season	G-GS	Min-Avg	FG-A	Pct	3FG-A	Pct	FT-A	Pct	OR-DR	Reb-Avg	PF-FO	A	TO	Blk	St	Pts-Avg
2003-04	28-2	482-17.2	19-74	.257	9-55	.164	16-24	.667	14-28	42-1.5	32-0	36	28	1	5	63-2.3
2004-05	15-1	90-6.0	6-18	.333	3-10	.300	11-11	1.000	4-10	14-0.9	5-0	6	7	1	3	26-1.7
2005-06	21-0	106-5.0	2-18	.111	1-9	.111	7-9	.778	2-5	7-0.3	13-0	5	8	0	3	12-0.6
2006-07	24-4	284-11.8	14-37	.378	6-20	.300	19-23	.826	10-29	39-1.6	28-0	29	16	0	8	51-2.1
<b>Career</b>	<b>88-7</b>	<b>967-11.0</b>	<b>41-145</b>	<b>.283</b>	<b>19-94</b>	<b>.202</b>	<b>53-67</b>	<b>.791</b>	<b>30-72</b>	<b>102-1.2</b>	<b>77-0</b>	<b>76</b>	<b>59</b>	<b>2</b>	<b>19</b>	<b>152-1.7</b>

### TRUMBOWER'S CAA STATISTICS

Season	G-GS	Min-Avg	FG-A	Pct	3FG-A	Pct	FT-A	Pct	OR-DR	Reb-Avg	PF-FO	A	TO	Blk	St	Pts-Avg
2003-04	18-2	278-15.4	6-35	.171	3-26	.115	7-11	.636	7-8	15-0.8	22-0	22	16	1	3	22-1.2
2004-05	8-1	58-7.3	4-10	.400	1-4	.250	8-8	1.000	2-5	7-0.9	4-0	4	4	1	1	17-2.1
2005-06	15-0	87-5.8	1-12	.083	1-7	.143	5-7	.714	1-5	6-0.4	9-0	5	7	0	3	8-0.5
2006-07	14-3	158-11.3	6-19	.316	5-11	.455	4-6	.667	5-13	18-1.3	12-0	13	4	0	4	21-1.5
<b>Career</b>	<b>55-6</b>	<b>570-10.4</b>	<b>17-76</b>	<b>.224</b>	<b>10-48</b>	<b>.208</b>	<b>24-32</b>	<b>.750</b>	<b>15-31</b>	<b>46-0.8</b>	<b>45-0</b>	<b>44</b>	<b>32</b>	<b>2</b>	<b>11</b>	<b>59-1.1</b>

## SINGLE-GAME HIGHS

**POINTS**  
 Season 16 at Delaware (1/13/07)  
 Career 16 at Delaware (1/13/07)

**FIELD GOALS**  
 Season 5 at Delaware (1/13/07)  
 Career 5 at Delaware (1/13/07)

**FIELD GOAL ATTEMPTS**  
 Season 9 at Delaware (1/13/07)  
 Career 9 at Delaware (1/13/07)

**3-POINT FIELD GOALS**  
 Season 1 at Hofstra (1/20/07)  
 1 at Georgia State (1/8/07)  
 Career 1 at Hofstra (1/20/07)  
 1 at Georgia State (1/8/07)

**3-POINT FIELD GOAL ATTEMPTS**  
 Season 2 at Hofstra (1/20/07)  
 Career 2 at Hofstra (1/20/07)

**FREE THROWS**  
 Season 6 at Delaware (1/13/07)  
 Career 6 at Delaware (1/13/07)

**FREE THROW ATTEMPTS**  
 Season 6 at Delaware (1/13/07)  
 Career 6 at Delaware (1/13/07)  
 6 vs. Maine (11/18/05)

**REBOUNDS**  
 Season 9 at Delaware (1/13/07)  
 Career 9 at Delaware (1/13/07)

**ASSISTS**  
 Season 1, seven times, most recently vs. James Madison (1/31/07)  
 Career 1, 11 times, most recently vs. James Madison (1/31/07)

**STEALS**  
 Season 2 at Navy (11/28/06)  
 Career 2 at Navy (11/28/06)  
 2 at Towson (12/3/05)

**BLOCKED SHOTS**  
 Season 2 vs. Hampton (12/28/06)  
 Career 3 vs. Maine (11/18/05)

**MINUTES**  
 Season 24 at Delaware (1/13/07)  
 Career 24 at Delaware (1/13/07)

# 4

# ALEX SMITH

**So. - F - 6-5 - 250 (Greenville, S.C./Oak Hill Academy (Va.))**

- Scored seven or more points off the Tribe bench in nine games
- Led the Tribe bench in scoring on 10 occasions
- Despite only starting two game, has led the Tribe in rebounding on a team-high six different occasions
- Hit his second 3-pointer of the season at Hofstra on his way to eight points and a team-high six rebounds
- Turned a career effort at Delaware (1/13/07) with 16 points on 5-of-9 from the field and 6-of-6 from the free throw line, including a team-high nine rebounds
- Scored 12 points and pulled down a team high five rebounds in 23 minutes vs. VCU (1/10/07)
- Connected on first career 3-pointer from the top of the key at Georgia State (1/8/07)
- Came off the bench and scored 11 points on 4-of-5 shooting from the field to go along with four rebounds in the Tribe's win at George Mason (1/3/07)
- Had a trio of 3-point plays on the block vs. the Patriots
- Started his first game of the season vs. Jacksonville State (12/1/06)
- Scored a then career-high 10 points in his first career game against Maine (11/18/05)
- Played for national power Oak Hill Academy in 2004-05, which ended the season ranked No. 1 in the nation in the *USA Today* Super 25 Boys' Basketball Rankings and finished the season with a record of 34-2

### SMITH'S 2006-07 GAME-BY-GAME STATISTICS

Date	Opp	Min	FG-A	Pct	3FG-A	Pct	FT-A	Pct	O-D	Tot	PF	A	TO	B	S	Pts
N11	at Kansas St.	13	1-4	.250	0-0	.000	0-0	.000	1-2	3	2	0	0	0	0	2
N20	Wagner	12	1-4	.250	0-0	.000	0-1	.000	1-4	5	3	0	0	1	0	2
N25	at Holy Cross	11	1-2	.500	0-0	.000	1-1	1.000	0-2	2	5	0	1	1	0	3
N28	at Navy	19	4-6	.667	0-1	.000	1-4	.250	2-2	4	2	1	2	0	2	9
D1	* Jacksonville St.	17	1-3	.333	0-0	.000	0-0	.000	2-1	3	0	0	2	0	0	2
D2	Cornell	16	3-6	.500	0-0	.000	0-2	.000	1-1	2	1	0	2	0	1	6
D5	* Towson	10	0-1	.000	0-0	.000	0-0	.000	0-2	2	0	0	0	0	0	0
D8	North Florida	9	1-2	.500	0-0	.000	1-2	.500	1-0	1	1	0	0	0	0	3
D22	UMBC	15	4-8	.500	0-0	.000	1-1	1.000	1-4	5	2	0	2	0	0	9
D28	Hampton	21	4-7	.571	0-1	.000	0-0	.000	1-2	3	3	1	1	2	0	8
D31	Richmond	20	4-5	.800	0-0	.000	4-5	.800	2-2	4	3	0	2	0	1	12
J3	at GMU	14	4-5	.800	0-0	.000	3-3	1.000	1-3	4	1	1	1	0	0	11
J6	Northeastern	15	1-2	.500	0-0	.000	2-2	1.000	0-1	1	3	1	1	0	0	4
J8	at Georgia St.	11	3-3	1.000	1-1	1.000	0-0	.000	0-1	1	4	0	2	0	0	7
J10	VCU	23	4-5	.800	0-0	.000	4-5	.800	3-2	5	3	0	2	0	0	12
J13	at Delaware	24	5-9	.556	0-1	.000	6-6	1.000	7-2	9	3	0	1	0	0	16
J17	GMU	2	0-0	.000	0-0	.000	0-0	.000	0-0	0	2	0	1	0	0	0
J20	at Hofstra	17	3-6	.500	1-2	.500	1-1	1.000	3-3	6	1	1	3	0	0	8
J24	at ODU	11	0-1	.000	0-0	.000	1-2	.500	0-3	3	0	0	1	0	0	1
J27	Georgia State	12	1-1	1.000	0-0	.000	1-2	.500	2-1	3	1	1	1	0	0	3
J29	at VCU	11	3-6	.500	0-0	.000	0-0	.000	2-1	3	0	0	0	0	0	6
J31	JMU	19	0-3	.000	0-0	.000	2-4	.500	4-2	6	2	1	0	0	1	2
F3	* UNCW	19	1-2	.500	0-0	.000	0-0	.000	3-1	4	3	0	0	0	1	2
F7	at JMU	7	1-2	.500	0-1	.000	0-0	.000	1-0	1	3	0	2	0	0	2
F10	at UNCW															
F14	Drexel															
F17	at Fairfield															
F21	at Drexel															
F24	ODU															

\* Games started

### SMITH'S CAREER STATISTICS

Season	G-GS	Min-Avg	FG-A	Pct	3FG-A	Pct	FT-A	Pct	OR-DR	Reb-Avg	PF-FO	A	TO	Blk	St	Pts-Avg
2005-06	27-3	252-9.3	23-51	.451	0-1	.000	23-35	.657	16-40	56-2.1	25-1	4	21	6	5	69-2.6
2006-07	24-3	348-14.5	50-93	.538	2-7	.286	28-41	.683	38-42	80-3.3	48-1	7	25	4	6	130-5.4
<b>Career</b>	<b>51-6</b>	<b>600-11.8</b>	<b>73-144</b>	<b>.507</b>	<b>2-8</b>	<b>.250</b>	<b>51-76</b>	<b>.671</b>	<b>54-82</b>	<b>136-2.7</b>	<b>73-2</b>	<b>11</b>	<b>46</b>	<b>10</b>	<b>11</b>	<b>199-3.9</b>

### SMITH'S CAA STATISTICS

Season	G-GS	Min-Avg	FG-A	Pct	3FG-A	Pct	FT-A	Pct	OR-DR	Reb-Avg	PF-FO	A	TO	Blk	St	Pts-Avg
2005-06	17-1	160-9.4	14-29	.483	0-1	.000	13-20	.650	10-27	37-2.2	17-1	2	11	2	3	41-2.4
2006-07	14-2	195-13.9	26-46	.565	2-5	.400	20-25	.800	26-22	48-3.4	26-0	5	15	0	2	74-5.3
<b>Career</b>	<b>31-3</b>	<b>355-11.5</b>	<b>40-75</b>	<b>.533</b>	<b>2-6</b>	<b>.333</b>	<b>33-45</b>	<b>.733</b>	<b>36-49</b>	<b>85-2.7</b>	<b>43-1</b>	<b>7</b>	<b>26</b>	<b>2</b>	<b>5</b>	<b>115-3.7</b>

# 11

## NATHAN MANN

Jr. - G - 6-2 - 190 (Overland Park, Kan./St. Thomas Aquinas)

- Over his last eight games is shooting 43.5 percent (20-of-46) from 3-point range
- Led W&M in scoring with a season-high 21 points on 8-of-11 shooting, including 5-of-6 from 3-point range against James Madison (1/31/07)
- The five 3-point field goals tied a career-high, marking the fifth time in his career he has connected on five treys in a game
- Has knocked down four, or more, 3-pointers on 11 occasions
- Shooting 51.9 percent (14-of-27) from 3-point range over the last six games
- Scored 13 points as he connected on 5-of-7 from the field and 3-of-5 from 3-point range vs. George Mason (1/16/07)
- Scored 11 of his team-high 14 points in the first half of the Tribe's win at George Mason (1/3/07), hitting on four 3-pointers for the second time this season
- Led W&M with 13 points and a career-high nine rebounds in the victory over North Florida (12/8/06)
- Finished with 12 points on 5-of-9 from the floor, including a pair of 3-point field goals, to go along with team highs in rebounds (6) and assists (4) against Holy Cross (11/25/06)
- Notched his second career 20-plus point game with a season-high 21 at Georgia State (1/14/06), including five 3-point field goals
- Scored career-high 25 points, shooting 10-of-19 from the floor and 5-of-11 from the 3-point line in 41 minutes in double-overtime game against George Mason (2/12/05)

### SINGLE-GAME HIGHS

**POINTS**  
 Season 21 vs. James Madison (1/31/07)  
 Career 25 vs. George Mason (2/12/05)

**FIELD GOALS**  
 Season 8 vs. James Madison (1/31/07)  
 Career 10 vs. George Mason (2/12/05)

**FIELD GOAL ATTEMPTS**  
 Season 13 vs. Cornell (12/2/06)  
 Career 19 vs. George Mason (2/12/05)

**3-POINT FIELD GOALS**  
 Season 5 vs. James Madison (1/31/07)  
 Career 5, five times, most recently vs. James Madison (1/31/07)

**3-POINT FIELD GOAL ATTEMPTS**  
 Season 11 vs. UNC-Wilmington (2/3/07)  
 Career 11 vs. UNC-Wilmington (2/3/07)  
 11 vs. George Mason (2/12/05)

**FREE THROWS**  
 Season 4 vs. North Florida (12/8/06)  
 4 vs. Towson (12/5/06)  
 Career 4, six times, most recently vs. North Florida (12/8/06)

**FREE THROW ATTEMPTS**  
 Season 4 vs. North Florida (12/8/06)  
 4 vs. Towson (12/5/06)  
 Career 6 vs. Hampton (12/30/04)

**REBOUNDS**  
 Season 9 vs. North Florida (12/8/06)  
 Career 9 vs. North Florida (12/8/06)

**ASSISTS**  
 Season 4, four times, most recently at Hofstra (1/20/07)  
 Career 6 vs. Towson (1/26/05)

**STEALS**  
 Season 2, three times, most recently at James Madison (2/7/07)  
 Career 5 vs. Maine (11/18/05)  
 5 vs. Longwood (12/1/04)

**BLOCKED SHOTS**  
 Season 1 vs. Northeastern (1/6/07)  
 1 vs. Wagner (11/20/06)  
 Career 1, five times, most recently vs. Northeastern (1/6/07)

**MINUTES**  
 Season 33 vs. James Madison (1/31/07)  
 33 vs. VCU (1/10/07)  
 Career 41 vs. George Mason (2/12/05)

### MANN'S 2006-07 GAME-BY-GAME STATISTICS

Date	Opp	Min	FG-A	Pct	3FG-A	Pct	FT-A	Pct	O-D	Tot	PF	A	TO	B	S	Pts
N11	* at Kansas St.	20	2-6	.333	1-5	.200	0-0	.000	1-0	1	5	1	1	0	1	5
N20	* Wagner	23	0-6	.000	0-3	.000	0-0	.000	0-3	3	0	1	0	1	1	0
N25	* at Holy Cross	27	5-9	.556	2-5	.400	0-1	.000	0-6	6	3	4	0	0	0	12
N28	* at Navy	26	1-6	.167	1-6	.167	0-0	.000	0-2	2	2	3	2	0	0	3
D1	* Jacksonville St.	28	4-8	.500	0-3	.000	0-0	.000	0-5	5	2	2	4	0	1	8
D2	Cornell	29	5-13	.385	4-10	.400	1-2	.500	0-4	4	2	1	0	0	0	15
D5	* Towson	24	1-8	.125	0-6	.000	4-4	1.000	0-0	0	1	2	0	0	0	6
D8	* North Florida	29	4-11	.364	1-6	.167	4-4	1.000	1-8	9	2	3	1	0	0	13
D22	* UMBC	26	1-4	.250	0-2	.000	3-3	1.000	0-0	0	1	2	2	0	0	5
D28	* Hampton	30	4-8	.500	2-5	.400	2-2	1.000	2-1	3	2	1	3	0	1	12
D31	* Richmond	32	1-8	.125	0-2	.000	1-2	.500	1-7	8	1	4	1	0	0	3
J3	* at GMU	32	5-11	.455	4-9	.444	0-1	.000	0-0	0	1	1	1	0	0	14
J6	* Northeastern	29	1-6	.167	0-3	.000	0-0	.000	1-4	5	0	1	4	1	2	2
J8	* at Georgia St.	29	3-9	.333	1-6	.167	0-0	.000	1-5	6	0	4	1	0	1	7
J10	* VCU	33	4-7	.571	3-4	.750	3-3	1.000	1-4	5	4	2	2	0	1	14
J13	* at Delaware	25	1-8	.125	0-6	.000	0-0	.000	0-3	3	2	2	1	0	1	2
J17	* GMU	32	5-7	.714	3-5	.600	0-0	.000	0-4	4	2	1	0	0	1	13
J20	* at Hofstra	28	3-10	.300	3-8	.375	0-0	.000	0-0	0	5	4	2	0	0	9
J24	* at ODU	23	0-5	.000	0-2	.000	0-0	.000	0-3	3	0	3	1	0	0	0
J27	Georgia State	21	2-5	.400	1-4	.250	0-0	.000	1-0	1	2	1	1	0	1	5
J29	at VCU	27	2-2	1.000	2-2	1.000	0-0	.000	0-1	1	2	2	4	0	0	6
J31	JMU	33	8-11	.727	5-6	.833	0-0	.000	0-2	2	1	2	2	0	0	21
F3	* UNCW	29	3-11	.273	3-11	.273	3-3	1.000	0-2	2	4	2	0	0	1	12
F7	at JMU	31	5-11	.455	3-8	.375	1-2	.500	1-5	6	0	3	1	0	2	14
F10	at UNCW															
F14	Drexel															
F17	at Fairfield															
F21	at Drexel															
F24	ODU															

### MANN'S CAREER STATISTICS

Season	G-GS	Min-Avg	FG-A	Pct	3FG-A	Pct	FT-A	Pct	OR-DR	Reb-Avg	PF-FO	A	TO	Blk	St	Pts-Avg
2004-05	29-18	696-24.0	82-226	.363	37-121	.306	25-36	.694	10-58	68-2.3	37-0	76	67	3	25	226-7.8
2005-06	28-7	611-21.8	72-196	.367	51-124	.411	23-30	.767	7-56	63-2.3	46-0	46	31	0	21	218-7.8
2006-07	24-21	666-27.8	70-190	.361	39-127	.307	22-27	.815	9-70	79-3.3	44-2	52	34	2	16	201-8.4
<b>Career</b>	<b>81-56</b>	<b>1973-24.4</b>	<b>224-612</b>	<b>.366</b>	<b>127-372</b>	<b>.341</b>	<b>70-93</b>	<b>.753</b>	<b>26-184</b>	<b>210-2.6</b>	<b>128-2</b>	<b>174</b>	<b>132</b>	<b>5</b>	<b>62</b>	<b>645-8.0</b>

### MANN'S CAA STATISTICS

Season	G-GS	Min-Avg	FG-A	Pct	3FG-A	Pct	FT-A	Pct	OR-DR	Reb-Avg	PF-FO	A	TO	Blk	St	Pts-Avg
2004-05	18-11	460-25.6	54-150	.360	21-77	.273	16-22	.727	7-36	43-2.4	25-0	47	33	2	13	145-8.1
2005-06	18-3	365-20.3	45-124	.363	34-81	.420	16-22	.727	4-29	33-1.8	26-0	26	18	0	8	140-7.8
2006-07	14-12	396-28.3	43-111	.387	28-80	.350	11-13	.846	5-33	38-2.7	24-1	30	20	1	12	125-8.9
<b>Career</b>	<b>50-26</b>	<b>1200-24.0</b>	<b>142-385</b>	<b>.369</b>	<b>83-238</b>	<b>.349</b>	<b>43-57</b>	<b>.754</b>	<b>16-98</b>	<b>114-2.3</b>	<b>75-1</b>	<b>104</b>	<b>71</b>	<b>3</b>	<b>33</b>	<b>410-8.2</b>

# 12

# MARCUS BARNETT

Jr. - G - 6-2 - 195 (Hampton, Va./Phoebus)

## SINGLE-GAME HIGHS

### POINTS

Season	None
Career	None

### FIELD GOALS

Season	None
Career	None

### FIELD GOAL ATTEMPTS

Season	1 at James Madison (2/7/07)
Career	1 at James Madison (2/7/07)

### 3-POINT FIELD GOALS

Season	None
Career	None

### 3-POINT FIELD GOAL ATTEMPTS

Season	None
Career	None

### FREE THROWS

Season	None
Career	None

### FREE THROW ATTEMPTS

Season	1 vs. Wagner (11/20/06)
Career	1 vs. Wagner (11/20/06)

### REBOUNDS

Season	1 vs. Wagner (11/20/06)
Career	1 vs. Wagner (11/20/06)

### ASSISTS

Season	None
Career	None

### STEALS

Season	None
Career	None

### BLOCKED SHOTS

Season	1 vs. Wagner (11/20/06)
Career	1 vs. Wagner (11/20/06)

### MINUTES

Season	2 vs. Wagner (11/20/06)
Career	2 vs. Wagner (11/20/06)

- Saw the first action of his W&M career against Wagner (11/20/06) and finished with a rebound and a blocked shot
- Joined the Tribe as a walk-on prior to the 2006-07 season
- A three-year letterwinner as a point and shooting guard at Phoebus
- A 2004 Basketball Zooms Scholar-Athlete Award winner
- Was the Phoebus team captain in 2003-04
- Lived and grew up in Italy

## BARNETT'S 2006-07 GAME-BY-GAME STATISTICS

Date	Opp	Min	FG-A	Pct	3FG-A	Pct	FT-A	Pct	O-D	Tot	PF	A	TO	B	S	Pts
N11	at Kansas St.						DNP									
N20	Wagner	2	0-0	.000	0-0	.000	0-1	.000	0-1	1	1	0	0	1	0	0
N25	at Holy Cross						DNP									
N28	at Navy						DNP									
D1	Jacksonville St.						DNP									
D2	Cornell						DNP									
D5	Towson						DNP									
D8	North Florida	1	0-0	.000	0-0	.000	0-0	.000	0-0	0	0	0	0	0	0	0
D22	UMBC						DNP									
D28	Hampton						DNP									
D31	Richmond						DNP									
J3	at GMU						DNP									
J6	Northeastern						DNP									
J8	at Georgia St.	0+	0-0	.000	0-0	.000	0-0	.000	0-0	0	0	0	1	0	0	0
J10	VCU						DNP									
J13	at Delaware						DNP									
J17	GMU						DNP									
J20	at Hofstra						DNP									
J24	at ODU						DNP									
J27	Georgia State	1	0-0	.000	0-0	.000	0-0	.000	0-0	0	0	0	1	0	0	0
J29	at VCU						DNP									
J31	JMU						DNP									
F3	UNCW						DNP									
F7	at JMU	1	0-1	.000	0-0	.000	0-0	.000	0-0	0	0	0	0	0	0	0
F10	at UNCW						DNP									
F14	Drexel						DNP									
F17	at Fairfield						DNP									
F21	at Drexel						DNP									
F24	ODU						DNP									

\* Games started

## BARNETT'S CAREER STATISTICS

Season	G-GS	Min-Avg	FG-A	Pct	3FG-A	Pct	FT-A	Pct	OR-DR	Reb-Avg	PF-FO	A	TO	Blk	St	Pts-Avg
2006-07	5-0	5-1.0	0-1	.000	0-0	.000	0-1	.000	0-1	1-0.2	1-0	0	2	1	0	0-0.0
<b>Career</b>	<b>5-0</b>	<b>5-1.0</b>	<b>0-1</b>	<b>.000</b>	<b>0-0</b>	<b>.000</b>	<b>0-1</b>	<b>.000</b>	<b>0-1</b>	<b>1-0.2</b>	<b>1-0</b>	<b>0</b>	<b>2</b>	<b>1</b>	<b>0</b>	<b>0-0.0</b>

## BARNETT'S CAA STATISTICS

Season	G-GS	Min-Avg	FG-A	Pct	3FG-A	Pct	FT-A	Pct	OR-DR	Reb-Avg	PF-FO	A	TO	Blk	St	Pts-Avg
2006-07	3-0	2-0.7	0-1	.000	0-0	.000	0-0	.000	0-0	0-0.0	0-0	0	2	0	0	0-0.0
<b>Career</b>	<b>3-0</b>	<b>2-0.7</b>	<b>0-1</b>	<b>.000</b>	<b>0-0</b>	<b>.000</b>	<b>0-0</b>	<b>.000</b>	<b>0-0</b>	<b>0-0.0</b>	<b>0-0</b>	<b>0</b>	<b>2</b>	<b>0</b>	<b>0</b>	<b>0-0.0</b>





# 13

## LAIMISKISIELIUS

Jr. - F - 6-8 - 210 (Vilnius, Lithuania/Miller School (Va.))

- Missed Tribe's game against UNC Wilmington (2/3/07) because of injury, but returned to the starting line up at James Madison (2/7/07)
- Has led W&M in scoring on nine occasions
- Ranks 19th in the CAA in scoring at 12.0 points per game
- Averages 2.92 assists with an assist-to-turnover ratio of 1.41 in CAA play
- Scored a season-high 22 points on 8-of-17 from the field at VCU (1/29/07)
- Equalled a career-high with five assists to go along with a team-high 17 points vs. Georgia State (1/27/07)
- Tallied a team-high 17 points on 7-of-11 shooting against George Mason (1/16/07)
- Had an all-around game at George Mason (1/3/07), equalling a season-high with eight rebounds and tying a career-high with five assists
- Led W&M for the fourth time on the year with 19 points, including a career-high tying two block shots in a win over UMBC (12/22/06)
- Posted back-to-back 20-point games vs. Cornell (12/2/06) and Jacksonville State (12/1/06) to earn W&M Tip-Off Classic All-Tournament team honors
- Played for Lithuania in the Global Games over the summer and helped his squad to a silver medal in the tournament
- CAA All-Rookie selection in 2004-05
- Tallied a career-high 23 points, along with five assists, at UNCW (2/9/04)

### SINGLE-GAME HIGHS

**POINTS**  
 Season 22 at VCU (1/29/07)  
 Career 23 at UNC Wilmington (2/9/05)

**FIELD GOALS**  
 Season 8 at VCU (1/29/07)  
 8 vs. Wagner (11/20/06)  
 Career 8 at VCU (1/29/07)  
 8 vs. Wagner (11/20/06)

**FIELD GOAL ATTEMPTS**  
 Season 13 at Hofstra (1/20/07)  
 Career 15 at UNC Wilmington (2/9/05)

**3-POINT FIELD GOALS**  
 Season 3, four times, most recently vs. George Mason (1/16/07)  
 Career 3, six times, most recently vs. George Mason (1/16/07)

**3-POINT FIELD GOAL ATTEMPTS**  
 Season 6 vs. Cornell (12/2/06)  
 Career 8 at UNC Wilmington (2/9/05)

**FREE THROWS**  
 Season 9 vs. Jacksonville State (12/1/06)  
 Career 9 vs. Jacksonville State (12/1/06)

**FREE THROW ATTEMPTS**  
 Season 12 vs. Hampton (12/28/06)  
 12 vs. Jacksonville State (12/1/06)  
 Career 12 vs. Hampton (12/28/06)  
 12 vs. Jacksonville State (12/1/06)

**REBOUNDS**  
 Season 8 at George Mason (1/3/07)  
 8 vs. Richmond (12/31/06)  
 Career 9 at UMBC (12/17/05)

**ASSISTS**  
 Season 5 vs. Georgia State (1/27/07)  
 5 at George Mason (1/3/07)  
 Career 5, four times, most recently vs. Georgia State (1/27/07)

**STEALS**  
 Season 3 vs. Wagner (11/20/06)  
 Career 3 vs. Wagner (11/20/06)

**BLOCKED SHOTS**  
 Season 2, three times, most recently vs. Richmond (12/31/06)  
 Career 2, four times, most recently vs. Richmond (12/31/06)

**MINUTES**  
 Season 35, three times, most recently vs. George Mason (1/16/07)  
 Career 35, six times, most recently vs. George Mason (1/16/07)

### KISIELIUS' 2006-07 GAME-BY-GAME STATISTICS

Date	Opp	Min	FG-A	Pct	3FG-A	Pct	FT-A	Pct	O-D	Tot	PF	A	TO	B	S	Pts
N11	at Kansas St.	35	5-7	.714	3-3	1.000	3-4	.750	1-1	2	3	2	3	0	1	16
N20	* Wagner	28	8-12	.667	2-4	.500	0-1	.000	0-2	2	4	1	3	0	3	18
N25	* at Holy Cross	30	4-10	.400	2-4	.500	0-0	.000	1-2	3	1	1	5	1	0	10
N28	* at Navy	26	2-3	.667	0-0	.000	4-5	.800	0-4	4	1	0	3	0	1	8
D1	* Jacksonville St.	31	5-6	.833	1-2	.500	9-12	.750	3-3	6	0	1	6	0	1	20
D2	Cornell	35	7-12	.583	3-6	.500	4-4	1.000	3-3	6	2	4	1	0	1	21
D5	* Towson	29	0-6	.000	0-3	.000	0-0	.000	0-0	0	0	4	1	0	0	0
D8	* North Florida	30	2-5	.400	0-2	.000	1-2	.500	2-0	2	1	3	1	2	1	5
D22	* UMBC	34	5-7	.714	2-3	.667	7-8	.875	2-1	3	1	2	2	2	1	19
D28	* Hampton	31	4-5	.800	2-2	1.000	8-12	.667	0-1	1	3	3	3	0	1	18
D31	* Richmond	30	4-6	.667	1-3	.333	2-4	.500	3-5	8	1	3	2	2	0	11
J3	* at GMU	29	2-7	.286	0-1	.000	5-6	.833	4-4	8	2	5	4	0	1	9
J6	* Northeastern	28	3-9	.333	1-5	.200	2-4	.500	1-1	2	2	2	2	1	1	9
J8	* at Georgia St.	26	4-9	.444	3-4	.750	1-2	.500	1-2	3	3	1	2	0	1	12
J10	* VCU	27	1-10	.100	1-6	.167	4-4	1.000	0-2	2	4	2	1	0	0	7
J13	* at Delaware	23	0-4	.000	0-1	.000	2-2	1.000	2-5	7	3	3	3	0	0	2
J17	* GMU	35	7-11	.636	3-5	.600	0-0	.000	2-4	6	5	4	1	0	0	17
J20	* at Hofstra	32	7-13	.538	1-2	.500	0-1	.000	1-5	6	4	2	1	0	1	15
J24	* at ODU	17	1-4	.250	1-3	.333	1-2	.500	0-1	1	3	3	4	0	0	4
J27	* Georgia State	31	7-11	.636	2-5	.400	1-2	.500	1-1	2	0	5	2	1	0	17
J29	* at VCU	31	8-17	.471	2-5	.400	4-4	1.000	1-3	4	2	3	4	0	0	22
J31	JMU	30	4-10	.400	2-4	.500	3-5	.600	2-2	4	2	2	2	1	1	13
F3	UNCW						DNP									
F7	at JMU	20	1-4	.250	0-1	.000	0-0	.000	0-1	1	4	2	0	0	0	2
F10	at UNCW															
F14	Drexel															
F17	at Fairfield															
F21	at Drexel															
F24	ODU															

\* Games started

### KISIELIUS' CAREER STATISTICS

Season	G-GS	Min-Avg	FG-A	Pct	3FG-A	Pct	FT-A	Pct	OR-DR	Reb-Avg	PF-FO	A	TO	Blk	St	Pts-Avg
2004-05	28-20	710-25.4	78-203	.384	19-63	.302	69-90	.767	22-65	87-3.1	55-3	53	60	4	14	244-8.7
2005-06	28-25	634-22.6	68-198	.343	12-60	.200	51-68	.750	30-67	97-3.5	53-2	41	64	1	14	199-7.1
2006-07	23-22	668-29.0	91-188	.484	32-74	.432	61-84	.726	30-53	83-3.6	53-1	58	56	10	15	275-12.0
<b>Career</b>	<b>79-67</b>	<b>2012-25.5</b>	<b>237-589</b>	<b>.402</b>	<b>63-197</b>	<b>.320</b>	<b>181-242</b>	<b>.748</b>	<b>82-185</b>	<b>267-3.4</b>	<b>161-6</b>	<b>152</b>	<b>180</b>	<b>15</b>	<b>43</b>	<b>718-9.1</b>

### KISIELIUS' CAA STATISTICS

Season	G-GS	Min-Avg	FG-A	Pct	3FG-A	Pct	FT-A	Pct	OR-DR	Reb-Avg	PF-FO	A	TO	Blk	St	Pts-Avg
2004-05	18-14	504-28.0	57-145	.393	13-36	.361	54-69	.783	17-46	63-3.5	35-1	36	39	4	4	181-10.1
2005-06	18-15	390-21.7	40-125	.320	6-36	.167	31-40	.775	18-27	45-2.5	37-2	25	38	1	9	117-6.5
2006-07	13-13	358-27.5	45-115	.391	16-45	.356	23-32	.719	15-31	46-3.6	34-1	38	27	3	5	129-9.9
<b>Career</b>	<b>49-42</b>	<b>1254-25.6</b>	<b>142-385</b>	<b>.369</b>	<b>35-117</b>	<b>.299</b>	<b>108-141</b>	<b>.766</b>	<b>50-104</b>	<b>154-3.1</b>	<b>106-4</b>	<b>99</b>	<b>104</b>	<b>8</b>	<b>18</b>	<b>427-8.7</b>



## SINGLE-GAME HIGHS

### POINTS

Season 17 at James Madison (2/7/07)  
 Career 17 at James Madison (2/7/07)

### FIELD GOALS

Season 7 at James Madison (2/7/07)  
 Career 7 at James Madison (2/7/07)

### FIELD GOAL ATTEMPTS

Season 10 at James Madison (2/7/07)  
 Career 10 at James Madison (2/7/07)

### 3-POINT FIELD GOALS

Season 2 vs. Georgia State (1/27/07)  
 Career 2 vs. Georgia State (1/27/07)

### 3-POINT FIELD GOAL ATTEMPTS

Season 2, four times, most recently at James Madison (2/7/07)  
 Career 2, four times, most recently at James Madison (2/7/07)

### FREE THROWS

Season 4 vs. North Florida (12/8/06)  
 Career 8 vs. James Madison (1/28/06)

### FREE THROW ATTEMPTS

Season 8 vs. North Florida (12/8/06)  
 Career 11 vs. James Madison (1/28/06)

### REBOUNDS

Season 8 vs. Richmond (12/31/06)  
 Career 8 vs. Richmond (12/31/06)

### ASSISTS

Season 4, three times, most recently at Georgia State (1/8/07)  
 Career 4, three times, most recently at Georgia State (1/8/07)

### STEALS

Season 2 vs. North Florida (12/8/06)  
 Career 2, three times, most recently vs. North Florida (12/8/06)

### BLOCKED SHOTS

Season 2 vs. James Madison (1/31/07)  
 2 vs. North Florida (12/8/06)  
 Career 2 vs. North Florida (12/8/06)  
 2 at Old Dominion (2/9/06)

### MINUTES

Season 30 vs. Cornell (12/2/06)  
 Career 30 vs. Cornell (12/2/06)

# 15

# PETERSTEIN

So. - F - 6-9 - 225 (Houton, Texas/Westbury Christian)

- Had a career-high at James Madison (2/7/07) with 17 points on 7-of-10 shooting, including a pair of dunks in the closing minutes
- Over the last three games is averaging 11 points per game
- Connected on six of his last nine 3-point attempts over the last five games
- Scored a 12 points, while connecting on two 3-point field goals against Georgia State (1/27/07)
- Connected on 3-pointer for the second straight game at Georgia State (1/8/07) finishing with five points and team-highs in rebounds (7) and assists (4)
- Tallied nine points, including his first career 3-point field goal vs. Northeastern (1/6/07)
- Led the Tribe with a career-high eight rebounds in the College's victory over Richmond (12/31/06)
- Tallied his fourth career double-digit performance with 10 points against North Florida to go along with a career-high two blocked shots
- Led the Tribe with six rebounds and four assists against Jacksonville State (12/1/06), both totals were career highs
- Started the Tribe's exhibition opening victory over Barton College, scoring seven points and pulling down two rebounds
- Had a career high 16 points on a perfect 4-of-4 from the field and 8-of-11 from the free throw line in an 86-68 victory over James Madison (1/28/06)
- Helped team win three Texas Private School state championships

### STEIN'S 2006-07 GAME-BY-GAME STATISTICS

Date	Opp	Min	FG-A	Pct	3FG-A	Pct	FT-A	Pct	O-D	Tot	PF	A	TO	B	S	Pts
N11	• at Kansas St.	20	2-4	.500	0-0	.000	0-0	.000	3-3	6	4	2	2	0	0	4
N20	• Wagner	7	1-1	1.000	0-0	.000	0-0	.000	0-0	0	4	1	1	0	0	2
N25	at Holy Cross	18	1-1	1.000	0-0	.000	1-2	.500	0-0	0	2	0	4	0	0	3
N28	at Navy	13	2-2	1.000	0-0	.000	0-0	.000	1-1	2	0	0	1	0	0	4
D1	• Jacksonville St.	20	1-1	1.000	0-0	.000	0-2	.000	2-4	6	1	4	3	0	0	2
D2	• Cornell	30	1-1	1.000	0-0	.000	0-3	.000	3-1	4	2	2	2	1	0	2
D5	• Towson	28	3-4	.750	0-0	.000	0-1	.000	1-3	4	3	4	2	0	0	6
D8	• North Florida	23	3-4	.750	0-1	.000	4-8	.500	0-4	4	3	0	1	2	2	10
D22	• UMBC	19	2-5	.400	0-0	.000	0-0	.000	0-2	2	3	0	0	0	1	4
D28	• Hampton	20	2-3	.667	0-0	.000	3-3	1.000	2-1	3	4	1	3	0	0	7
D31	• Richmond	20	1-2	.500	0-1	.000	2-3	.667	4-4	8	2	1	1	0	0	4
J3	• at GMU	26	2-3	.667	0-0	.000	0-0	.000	1-2	3	4	1	0	0	0	4
J6	• Northeastern	24	4-7	.571	1-1	1.000	0-0	.000	0-3	3	1	0	2	0	1	9
J8	• at Georgia St.	26	2-2	1.000	1-1	1.000	0-0	.000	1-6	7	2	4	2	0	0	5
J10	• VCU	13	0-2	.000	0-1	.000	0-0	.000	0-1	1	5	0	1	0	1	0
J13	• at Delaware	13	2-4	.600	0-0	.000	1-2	.500	0-2	2	2	0	1	0	1	5
J17	• GMU	28	4-8	.500	0-1	.000	0-0	.000	1-1	2	1	0	2	0	0	8
J20	• at Hofstra	20	3-5	.600	0-1	.000	0-0	.000	1-0	1	5	1	2	1	0	6
J24	• at ODU	14	1-3	.333	0-0	.000	0-0	.000	1-0	1	4	1	1	1	0	2
J27	• Georgia State	24	4-5	.800	2-2	1.000	2-2	1.000	1-3	4	3	0	0	1	1	12
J29	• at VCU	24	1-3	.333	1-2	.500	3-4	.750	1-2	3	2	2	1	0	0	6
J31	• JMU	22	3-4	.750	1-1	1.000	0-0	.000	0-2	2	3	1	1	2	0	7
F3	• UNCW	24	4-6	.667	1-2	.500	0-0	.000	1-3	4	3	3	3	1	0	9
F7	• at JMU	24	7-10	.700	1-2	.500	2-2	1.000	0-3	3	3	2	2	0	1	17
F10	• at UNCW															
F14	• Drexel															
F17	• at Fairfield															
F21	• at Drexel															
F24	• ODU															
	• Games started															

### STEIN'S CAREER STATISTICS

Season	G-GS	Min-Avg	FG-A	Pct	3FG-A	Pct	FT-A	Pct	OR-DR	Reb-Avg	PF-FO	A	TO	Blk	St	Pts-Avg
2005-06	25-3	371-14.8	41-71	.577	0-6	.000	19-32	.594	19-30	49-2.0	44-1	18	33	4	9	101-4.0
2006-07	24-21	500-20.8	56-90	.622	8-16	.500	18-32	.563	24-51	75-3.1	66-2	30	38	9	8	138-5.8
<b>Career</b>	<b>49-24</b>	<b>871-17.8</b>	<b>97-161</b>	<b>.602</b>	<b>8-22</b>	<b>.364</b>	<b>37-64</b>	<b>.578</b>	<b>43-81</b>	<b>124-2.5</b>	<b>110-3</b>	<b>48</b>	<b>71</b>	<b>13</b>	<b>17</b>	<b>239-4.9</b>

### STEIN'S CAA STATISTICS

Season	G-GS	Min-Avg	FG-A	Pct	3FG-A	Pct	FT-A	Pct	OR-DR	Reb-Avg	PF-FO	A	TO	Blk	St	Pts-Avg
2005-06	17-1	270-15.9	28-51	.549	0-5	.000	18-30	.600	16-19	35-2.1	31-1	13	24	4	6	74-4.4
2006-07	14-13	300-21.4	40-66	.606	8-14	.571	8-11	.727	9-31	40-2.9	38-2	19	20	5	5	96-6.9
<b>Career</b>	<b>31-14</b>	<b>570-18.4</b>	<b>68-117</b>	<b>.581</b>	<b>8-19</b>	<b>.421</b>	<b>26-41</b>	<b>.634</b>	<b>25-50</b>	<b>75-2.4</b>	<b>69-3</b>	<b>32</b>	<b>44</b>	<b>9</b>	<b>11</b>	<b>170-5.5</b>

# 20

## KYLE CARRABINE

Jr. - F - 6-7 - 205 (Naperville, Ill./Neuqua Valley)

- A key reserve for the Tribe averaging 13.0 minutes and 3.5 points per game off the bench
- Played 19 minutes at Georgia State (1/8/07) and scored five straight points to answer a Panther run, including an NBA 3-pointer as the shot clock expired
- Gave W&M its first lead at George Mason (1/3/07) with a 3-pointer from the right wing midway through the first half
- Connected on a pair of 3-pointers during a two-minute span late in the first half to give the Tribe a halftime lead against Hampton (12/28/06)
- Came off the bench to tally career highs in rebounds (4) and steals (1) to go along with five points against UMBC (12/22/06)
- In his second career start vs. Towson (12/5/06), scored a career-high 10 points, while connecting on 3-of-6 from 3-point range
- Started his first career game against Jacksonville State (12/1/06) and finished with two points, two rebounds and an assist
- Notched then-career highs in minutes (18), points (9) and 3-point field goals made (3) against Navy (11/28/06)
- All three of his treys against Navy came in the first half to keep the Tribe within striking distance
- Knocked down his lone 3-point field goal on the season on his way to scoring a then career-high five points at Old Dominion (2/9/06)
- First career points came on a 3-pointer at No. 8 Kentucky (12/22/04)

### SINGLE-GAME HIGHS

<b>POINTS</b>	
Season	10 vs. Towson (12/5/06)
Career	10 vs. Towson (12/5/06)
<b>FIELD GOALS</b>	
Season	3 vs. Towson (12/5/06) 3 at Navy (11/28/06)
Career	3 vs. Towson (12/5/06) 3 at Navy (11/28/06)
<b>FIELD GOAL ATTEMPTS</b>	
Season	7 at Old Dominion (1/24/07) 7 at Navy (11/28/06)
Career	7 at Old Dominion (1/24/07) 7 at Navy (11/28/06)
<b>3-POINT FIELD GOALS</b>	
Season	3 vs. Towson (12/5/06) 3 at Navy (11/28/06)
Career	3 vs. Towson (12/5/06) 3 at Navy (11/28/06)
<b>3-POINT FIELD GOAL ATTEMPTS</b>	
Season	7 at Navy (11/28/06)
Career	7 at Navy (11/28/06)
<b>FREE THROWS</b>	
Season	2 vs. Wagner (11/20/06)
Career	2 vs. Wagner (11/20/06) 2 at Old Dominion (2/9/06)
<b>FREE THROW ATTEMPTS</b>	
Season	3 vs. Wagner (11/20/06)
Career	3 vs. Wagner (11/20/06) 3 at Old Dominion (2/9/06)

### CARRABINE'S 2006-07 GAME-BY-GAME STATISTICS

Date	Opp	Min	FG-A	Pct	3FG-A	Pct	FT-A	Pct	O-D	Tot	PF	A	TO	B	S	Pts
N11	at Kansas St.	3	0-0	.000	0-0	.000	0-0	.000	0-0	0	0	0	0	0	0	0
N20	Wagner	12	1-1	1.000	0-0	.000	2-3	.667	0-1	1	0	0	0	0	0	4
N25	at Holy Cross	2	0-0	.000	0-0	.000	0-0	.000	0-0	0	0	0	0	0	0	0
N28	at Navy	18	3-7	.429	3-7	.429	0-0	.000	0-0	0	0	0	1	0	0	9
D1	* Jacksonville St.	14	1-5	.200	0-3	.000	0-0	.000	0-2	2	0	1	0	0	0	2
D2	Cornell	13	2-3	.667	1-2	.500	0-0	.000	1-0	1	1	0	0	0	0	5
D5	* Towson	16	3-6	.500	3-6	.500	1-2	.500	0-2	2	2	0	0	0	0	10
D8	North Florida	10	2-3	.667	1-2	.500	0-0	.000	0-1	1	0	0	1	0	0	5
D22	UMBC	13	2-5	.400	1-3	.333	0-0	.000	0-4	4	1	0	0	0	1	5
D28	Hampton	15	2-4	.500	2-4	.500	0-0	.000	1-0	1	0	1	1	0	0	6
D31	Richmond	15	2-4	.500	2-4	.500	1-2	.500	1-1	2	1	0	1	0	0	7
J3	at GMU	17	2-3	.667	1-2	.500	0-0	.000	1-3	4	0	1	1	0	1	5
J6	Northeastern	18	2-3	.667	1-2	.500	1-2	.500	0-3	3	1	2	0	1	0	6
J8	at Georgia St.	19	2-4	.500	1-2	.500	0-0	.000	0-1	1	1	0	1	0	1	5
J10	VCU	12	0-1	.000	0-1	.000	0-0	.000	0-0	0	0	0	0	0	0	0
J13	at Delaware	21	2-6	.333	0-3	.000	1-2	.500	0-1	1	0	1	1	0	0	5
J17	GMU	15	1-6	.167	1-5	.200	0-1	.000	0-1	1	0	0	1	0	0	3
J20	at Hofstra	16	0-3	.000	0-2	.000	0-0	.000	1-2	3	2	1	1	0	0	0
J24	at ODU	19	1-7	.143	1-5	.200	1-2	.500	0-0	0	1	0	0	0	1	4
J27	Georgia State	7	0-1	.000	0-1	.000	0-0	.000	1-1	2	1	0	1	0	0	0
J29	at VCU	5	0-0	.000	0-0	.000	0-0	.000	0-1	1	0	1	1	0	0	0
J31	JMU	9	0-1	.000	0-1	.000	0-0	.000	0-2	2	0	0	0	0	0	0
F3	UNCW	16	1-3	.333	0-2	.000	1-2	.500	0-2	2	0	0	0	0	0	3
F7	at JMU	5	0-0	.000	0-0	.000	0-0	.000	0-0	0	0	1	0	0	0	0
F10	at UNCW															
F14	Drexel															
F17	at Fairfield															
F21	at Drexel															
F24	ODU															

<b>REBOUNDS</b>	
Season	4 at George Mason (1/3/07) 4 vs. UMBC (12/22/06)
Career	4 at George Mason (1/3/07) 4 vs. UMBC (12/22/06)
<b>ASSISTS</b>	
Season	2 vs. Northeastern (1/6/07)
Career	2 vs. Northeastern (1/6/07)
<b>STEALS</b>	
Season	1, four times, most recently at Old Dominion (1/24/07)
Career	1, seven times, most recently at Old Dominion (1/24/07)
<b>BLOCKED SHOTS</b>	
Season	1 vs. Northeastern (1/6/07)
Career	1 vs. Northeastern (1/6/07)
<b>MINUTES</b>	
Season	21 at Delaware (1/13/07)
Career	21 at Delaware (1/13/07)

### CARRABINE'S CAREER STATISTICS

Season	G-GS	Min-Avg	FG-A	Pct	3FG-A	Pct	FT-A	Pct	OR-DR	Reb-Avg	PF-FO	A	TO	Blk	St	Pts-Avg
2004-05	15-0	75-5.0	6-16	.375	2-10	.200	1-2	.500	2-4	6-0.4	5-0	3	1	0	3	15-1.0
2005-06	8-0	30-3.8	3-11	.273	1-6	.167	2-3	.667	0-4	4-0.5	0-0	0	2	0	0	9-1.1
2006-07	24-2	311-13.0	29-76	.382	18-57	.316	8-16	.500	7-27	34-1.4	11-0	9	11	1	4	84-3.5
<b>Career</b>	<b>47-2</b>	<b>415-8.8</b>	<b>38-103</b>	<b>.369</b>	<b>21-73</b>	<b>.288</b>	<b>11-21</b>	<b>.524</b>	<b>9-35</b>	<b>44-0.9</b>	<b>16-0</b>	<b>12</b>	<b>14</b>	<b>1</b>	<b>7</b>	<b>108-2.3</b>

### CARRABINE'S CAA STATISTICS

Season	G-GS	Min-Avg	FG-A	Pct	3FG-A	Pct	FT-A	Pct	OR-DR	Reb-Avg	PF-FO	A	TO	Blk	St	Pts-Avg
2004-05	9-0	52-5.8	4-9	.444	1-5	.200	1-2	.500	2-4	6-0.7	4-0	0	1	0	1	10-1.1
2005-06	7-0	23-3.3	3-8	.375	1-5	.200	2-3	.667	0-1	1-0.1	0-0	0	0	0	0	9-1.3
2006-07	14-1	195-13.9	14-44	.318	8-32	.250	5-11	.455	3-19	22-1.6	7-0	7	7	1	3	41-2.9
<b>Career</b>	<b>30-1</b>	<b>270-9.0</b>	<b>21-61</b>	<b>.344</b>	<b>10-42</b>	<b>.238</b>	<b>9-16</b>	<b>.563</b>	<b>5-24</b>	<b>29-1.0</b>	<b>11-0</b>	<b>7</b>	<b>8</b>	<b>1</b>	<b>4</b>	<b>60-2.0</b>

# 22

# DANNY SUMNER

Fr. - F - 6-7 - 190 (Fairfax, Va./Paul VI)

## SINGLE-GAME HIGHS

### POINTS

Season 12 vs. Wagner (11/20/06)  
 Career 12 vs. Wagner (11/20/06)

### FIELD GOALS

Season 5 vs. Wagner (11/20/06)  
 Career 5 vs. Wagner (11/20/06)

### FIELD GOAL ATTEMPTS

Season 10 vs. Wagner (11/20/06)  
 Career 10 vs. Wagner (11/20/06)

### 3-POINT FIELD GOALS

Season 2 vs. Wagner (11/20/06)  
 Career 2 vs. Wagner (11/20/06)

### 3-POINT FIELD GOAL ATTEMPTS

Season 5 vs. Wagner (11/20/06)  
 Career 5 vs. Wagner (11/20/06)

### FREE THROWS

Season 2 at Delaware (1/13/07)  
 Career 2 at Delaware (1/13/07)

### FREE THROW ATTEMPTS

Season 6 vs. Jacksonville State (12/1/06)  
 Career 6 vs. Jacksonville State (12/1/06)

### REBOUNDS

Season 4 at Holy Cross (11/25/06)  
 Career 4 at Holy Cross (11/25/06)

### ASSISTS

Season 1, four times, most recently  
 vs. Towson (12/5/06)  
 Career 1, four times, most recently  
 vs. Towson (12/5/06)

### STEALS

Season 2 at VCU (1/29/07)  
 Career 2 at VCU (1/29/07)

### BLOCKED SHOTS

Season 1 vs. Jacksonville State (12/1/06)  
 Career 1 vs. Jacksonville State (12/1/06)

### MINUTES

Season 19 at Navy (11/28/06)  
 Career 19 at Navy (11/28/06)

- Led the W&M bench in scoring with seven points on 3-of-4 shooting from the field to go along with a career-high two steals at VCU (1/29/07)
- Highlight reel two-handed dunk after driving the left baseline in the first half at Georgia State (1/8/07)
- Made first career start against Cornell (12/2/06)
- Scored his first collegiate points with 12 on 5-of-10 from the field against Wagner (11/20/06)
- Pulled down three rebounds, all offensive, against the Seahawks
- Played 12 minutes and finished with two points, three rebounds and a block against Barton College
- His two points against the Bulldogs came on a follow-up two-handed dunk
- Named to the *Washington Post* First-Team All-Metro squad as a senior
- Honored with the Ron Johnson Award as the Five Star Most Promising Guard Prospect
- A First-Team *D.C. Examiner* and WCAC All-Conference selection
- Named the Virginia Independent Schools State Player of the Year in 2006
- Averaged 19.3 points, 8.6 rebounds, 2.0 assists and 2.0 blocks per game as a senior at Paul VI Catholic
- A honorable mention *Washington Post* All-Metro pick as a junior
- First W&M player from PVI since David Cully, who graduated from W&M in 1996 as the College's all-time blocked shots leader (248)

## SUMNER'S 2006-07 GAME-BY-GAME STATISTICS

Date	Opp	Min	FG-A	Pct	3FG-A	Pct	FT-A	Pct	O-D	Tot	PF	A	TO	B	S	Pts
N11	at Kansas St.	6	0-1	.000	0-1	.000	0-0	.000	0-0	0	1	1	1	0	0	0
N20	Wagner	16	5-10	.500	2-5	.400	0-0	.000	3-0	3	0	1	0	0	1	12
N25	at Holy Cross	14	1-4	.250	0-0	.000	0-1	.000	2-2	4	0	0	2	0	0	2
N28	at Navy	19	2-8	.250	0-3	.000	0-0	.000	1-0	1	0	1	1	0	1	4
D1	Jacksonville St.	10	0-4	.000	0-0	.000	0-6	.000	2-0	2	0	0	0	1	1	0
D2	*Cornell	10	1-4	.250	0-2	.000	0-0	.000	0-0	0	0	0	1	0	0	2
D5	*Towson	3	0-2	.000	0-1	.000	0-0	.000	0-1	1	0	1	0	0	0	0
D8	North Florida	1	0-1	.000	0-1	.000	0-0	.000	0-0	0	0	0	0	0	0	0
D22	UMBC															DNP
D28	Hampton															DNP
D31	Richmond															DNP
J3	at GMU															DNP
J6	Northeastern															DNP
J8	at Georgia St.	3	1-1	1.000	0-0	.000	0-0	.000	0-0	0	0	0	0	0	0	2
J10	VCU	3	1-2	.500	0-1	.000	0-0	.000	0-0	0	0	0	0	0	0	2
J13	at Delaware	8	1-2	.500	0-0	.000	2-2	.500	0-0	0	2	0	2	0	0	4
J17	GMU															DNP
J20	at Hofstra	0+	0-0	.000	0-0	.000	0-0	.000	0-0	0	0	0	0	0	0	0
J24	at ODU															DNP
J27	Georgia State	8	0-1	.000	0-0	.000	0-0	.000	1-1	2	0	0	1	0	0	0
J29	at VCU	13	3-4	.750	0-1	.000	1-2	.500	1-1	2	1	0	0	0	2	7
J31	JMU	4	0-0	.000	0-0	.000	0-0	.000	0-0	0	0	0	0	0	0	0
F3	UNCW	6	1-4	.250	0-0	.000	1-2	.500	1-1	2	0	0	2	0	1	3
F7	at JMU	1	0-0	.000	0-0	.000	0-0	.000	0-0	0	0	0	0	0	0	0
F10	at UNCW															
F14	Drexel															
F17	at Fairfield															
F21	at Drexel															
F24	ODU															

\* Games started

## SUMNER'S CAREER STATISTICS

Season	G-GS	Min-Avg	FG-A	Pct	3FG-A	Pct	FT-A	Pct	OR-DR	Reb-Avg	PF-FO	A	TO	Blk	St	Pts-Avg
2006-07	17-1	125-7.4	16-48	.333	2-15	.133	4-13	.308	11-6	17-1.0	4-0	4	10	1	6	38-2.2
<b>Career</b>	<b>17-1</b>	<b>125-7.4</b>	<b>16-48</b>	<b>.333</b>	<b>2-15</b>	<b>.133</b>	<b>4-13</b>	<b>.308</b>	<b>11-6</b>	<b>17-1.0</b>	<b>4-0</b>	<b>4</b>	<b>10</b>	<b>1</b>	<b>6</b>	<b>38-2.2</b>

## SUMNER'S CAA STATISTICS

Season	G-GS	Min-Avg	FG-A	Pct	3FG-A	Pct	FT-A	Pct	OR-DR	Reb-Avg	PF-FO	A	TO	Blk	St	Pts-Avg
2006-07	10-0	49-4.9	7-16	.438	0-3	.000	4-6	.667	3-4	7-0.8	2-0	1	5	0	3	18-1.8
<b>Career</b>	<b>10-0</b>	<b>49-4.9</b>	<b>7-16</b>	<b>.438</b>	<b>0-3</b>	<b>.000</b>	<b>4-6</b>	<b>.667</b>	<b>3-4</b>	<b>7-0.8</b>	<b>2-0</b>	<b>1</b>	<b>5</b>	<b>0</b>	<b>3</b>	<b>18-1.8</b>

# 23

## CHRIS DARNELL

So. - F - 6-8 - 210 (Fredericksburg, Va./North Stafford)

- Equalled his career high with eight points against Georgia State (1/27/07), including a thunderous baseline dunk
- Played a career-high 26 minutes and pulled down four rebounds at Old Dominion (1/24/07)
- Had a career-high two blocked shots vs. Cornell (12/2/06)
- Started his first game of the season and second of his career at Navy (11/28/06)
- Turned in an all-around solid performance against Wagner (11/20/06) with seven points, five rebounds and a career-high three assists in 15 minutes off the bench
- Came off the bench in Tribe's exhibition win over Barton College, finishing with three points, three rebounds and two assists in 14 minutes of action
- Earned his first career start against Hofstra (2/20/06)
- In his first career game against Maine (11/18/05), knocked down a pair of 3-point field goals on his way to six points, four rebounds and two assists in 15 minutes
- Tallied a season-high eight points on 3-of-5 from the field to go along with a career-best seven rebounds against Delaware (2/15/06)
- Led the team in rebounding on three occasions, including back-to-back games with seven boards against Delaware (2/15/06) and four vs. Hofstra (2/20/06)
- Selected to the Virginia Group AAA All-State Second-Team by the *Associated Press*
- Set North Stafford High School's career scoring record with 1,464 points

### SINGLE-GAME HIGHS

<b>POINTS</b>	
Season	8 vs. Georgia State (1/27/07)
Career	8 vs. Georgia State (1/27/07) 8 vs. Delaware (2/15/06)
<b>FIELD GOALS</b>	
Season	3 vs. Georgia State (1/27/07) 3 vs. Wagner (11/20/06)
Career	3, five times, most recently vs. Georgia State (1/27/07)
<b>FIELD GOAL ATTEMPTS</b>	
Season	5 at George Mason (1/3/07) 5 vs. Wagner (11/20/06)
Career	6 vs. Georgia State (2/4/06) 6 at UNC Wilmington (1/7/06)
<b>3-POINT FIELD GOALS</b>	
Season	1, three times, most recently vs. Georgia State (1/27/07)
Career	2 vs. Maine (11/18/05)
<b>3-POINT FIELD GOAL ATTEMPTS</b>	
Season	3 at George Mason (1/3/07)
Career	3 at George Mason (1/3/07) 3 at Towson (12/3/05)
<b>FREE THROWS</b>	
Season	2 at VCU (1/29/07) 2 vs. Towson (12/5/06)
Career	2, three times, most recently at VCU (1/29/07)
<b>FREE THROW ATTEMPTS</b>	
Season	2, six times, most recently at VCU (1/29/07)
Career	2, nine times, most recently at VCU (1/29/07)
<b>REBOUNDS</b>	
Season	5 vs. Wagner (11/20/06)
Career	7 vs. Delaware (2/15/06)
<b>ASSISTS</b>	
Season	3 vs. Cornell
Career	3 vs. Wagner (11/20/06) 3, four times, most recently vs. Cornell (12/2/06)
<b>STEALS</b>	
Season	1, three times, most recently vs. VCU (1/10/07)
Career	1, six times, most recently vs. VCU (1/10/07)
<b>BLOCKED SHOTS</b>	
Season	2 vs. Cornell (12/2/06)
Career	2 vs. Cornell (12/2/06)
<b>MINUTES</b>	
Season	26 at Old Dominion (1/24/07)
Career	26 at Old Dominion (1/24/07)

### DARNELL'S 2006-07 GAME-BY-GAME STATISTICS

Date	Opp	Min	FG-A	Pct	3FG-A	Pct	FT-A	Pct	O-D	Tot	PF	A	TO	B	S	Pts
N11	at Kansas St.	9	1-2	.500	1-1	1.000	0-0	.000	0-3	3	1	1	1	0	0	3
N20	Wagner	15	3-5	.600	1-1	1.000	0-0	.000	3-2	5	1	3	1	0	0	7
N25	at Holy Cross	3	0-1	.000	0-0	.000	0-0	.000	0-0	0	0	0	0	0	0	0
N28	* at Navy	10	0-1	.000	0-0	.000	0-0	.000	0-2	2	1	1	2	1	0	0
D1	* Jacksonville St.	16	0-3	.000	0-0	.000	0-2	.000	0-5	5	2	1	3	0	0	0
D2	Cornell	17	1-2	.500	0-0	.000	1-1	1.000	0-1	1	2	3	2	2	1	3
D5	Towson	4	0-0	.000	0-0	.000	2-2	1.000	1-2	3	2	0	2	0	0	2
D8	North Florida	9	0-0	.000	0-0	.000	0-0	.000	0-0	0	1	0	1	0	1	0
D22	UMBC	12	0-0	.000	0-0	.000	0-0	.000	0-0	0	1	0	0	0	0	0
D28	Hampton	3	0-1	.000	0-0	.000	0-0	.000	0-0	0	0	0	0	0	0	0
D31	Richmond	10	1-3	.333	0-1	.000	0-2	.000	1-2	3	2	1	1	0	0	2
J3	at GMU	11	1-5	.200	0-3	.000	0-0	.000	1-3	4	2	1	0	0	0	2
J6	Northeastern	10	1-3	.333	0-1	.000	0-0	.000	2-1	3	0	0	1	0	0	2
J8	at Georgia St.	14	2-2	1.000	0-0	.000	1-2	.500	0-1	1	2	0	0	1	0	5
J10	VCU	9	0-1	.000	0-0	.000	0-0	.000	0-1	1	1	1	1	0	1	0
J13	at Delaware	8	1-2	.500	0-1	.000	0-0	.000	0-1	1	3	0	0	1	0	2
J17	GMU	1	0-0	.000	0-0	.000	0-0	.000	0-0	0	0	0	0	0	0	0
J20	at Hofstra	8	1-1	1.000	0-0	.000	0-0	.000	0-1	1	1	0	0	0	0	2
J24	at ODU	26	0-3	.000	0-1	.000	1-4	.250	0-4	4	0	1	0	1	0	1
J27	Georgia State	8	3-3	1.000	1-1	1.000	1-1	1.000	0-0	0	2	2	0	0	0	8
J29	at VCU	18	1-2	.500	0-1	.000	2-2	1.000	2-1	3	2	0	0	0	0	4
J31	JMU	6	0-0	.000	0-0	.000	0-0	.000	1-0	1	2	0	1	0	0	0
F3	UNCW	19	1-5	.200	1-2	.500	0-2	.000	0-2	2	1	2	1	0	0	3
F7	at JMU	1	0-0	.000	0-0	.000	0-0	.000	0-0	0	0	0	0	0	0	0
F10	at UNCW															
F14	Drexel															
F17	at Fairfield															
F21	at Drexel															
F24	ODU															

### DARNELL'S CAREER STATISTICS

Season	G-GS	Min-Avg	FG-A	Pct	3FG-A	Pct	FT-A	Pct	OR-DR	Reb-Avg	PF-FO	A	TO	Blk	St	Pts-Avg
2005-06	21-1	237-11.3	23-60	.383	4-18	.222	5-8	.625	14-32	46-2.2	5-0	13	13	3	3	55-2.6
2006-07	24-2	247-10.3	17-45	.378	4-13	.308	8-18	.444	9-31	40-1.7	27-0	17	17	6	3	46-1.9
<b>Career</b>	<b>45-3</b>	<b>484-10.8</b>	<b>40-105</b>	<b>.381</b>	<b>8-31</b>	<b>.258</b>	<b>13-26</b>	<b>.500</b>	<b>23-63</b>	<b>86-1.9</b>	<b>32-0</b>	<b>30</b>	<b>30</b>	<b>9</b>	<b>6</b>	<b>101-2.2</b>

### DARNELL'S CAA STATISTICS

Season	G-GS	Min-Avg	FG-A	Pct	3FG-A	Pct	FT-A	Pct	OR-DR	Reb-Avg	PF-FO	A	TO	Blk	St	Pts-Avg
2005-06	15-1	174-11.6	16-47	.340	2-13	.154	5-8	.625	12-23	35-2.3	3-0	9	10	3	3	39-2.6
2006-07	14-0	143-10.2	11-27	.407	2-10	.200	7-14	.500	7-17	24-1.7	16-0	7	6	3	1	31-2.2
<b>Career</b>	<b>29-1</b>	<b>320-11.0</b>	<b>27-74</b>	<b>.365</b>	<b>4-23</b>	<b>.174</b>	<b>12-22</b>	<b>.545</b>	<b>19-40</b>	<b>59-2.0</b>	<b>19-0</b>	<b>16</b>	<b>16</b>	<b>6</b>	<b>4</b>	<b>70-2.4</b>



## SINGLE-GAME HIGHS

**POINTS**  
 Season 26 vs. VCU (1/10/07)  
 Career 26 vs. VCU (1/10/07)

**FIELD GOALS**  
 Season 7, five times, most recently at James Madison (2/7/07)  
 Career 7, seven times, most recently at James Madison (2/7/07)

**FIELD GOAL ATTEMPTS**  
 Season 16 vs. Towson (12/5/06)  
 16 at Navy (11/28/06)  
 Career 16 vs. Towson (12/5/06)  
 16 at Navy (11/28/06)

**3-POINT FIELD GOALS**  
 Season 2, four times, most recently vs. UNC-Wilmington (2/3/07)  
 Career 3 at Drexel (2/23/06)

**3-POINT FIELD GOAL ATTEMPTS**  
 Season 4, five times, most recently at Hofstra (1/20/07)  
 Career 4, six times, most recently at Hofstra (1/20/07)

**FREE THROWS**  
 Season 10 vs. VCU (1/10/07)  
 Career 10 vs. VCU (1/10/07)

**FREE THROW ATTEMPTS**  
 Season 11 vs. VCU (1/10/07)  
 Career 11 vs. VCU (1/10/07)

**REBOUNDS**  
 Season 9 at George Mason (1/3/07)  
 Career 9 at George Mason (1/3/07)

**ASSISTS**  
 Season 5 vs. George Mason (1/16/07)  
 Career 8 vs. Campbell (11/26/05)

**STEALS**  
 Season 4 at Hofstra (1/20/07)  
 4 vs. VCU (1/10/07)  
 Career 4, four times, most recently at Hofstra (1/20/07)

**BLOCKED SHOTS**  
 Season 1 at Navy (11/28/06)  
 Career 1, three times, most recently at Navy (11/28/06)

**MINUTES**  
 Season 36 at Hofstra (1/20/07)  
 36 at Holy Cross (11/25/06)  
 Career 36 at Hofstra (1/20/07)  
 36 at Holy Cross (11/25/06)

# 24

# ADAMPAYTON

**Sr. - G - 6-3 - 195 (Burlington, N.J./The Lawrenceville School)**

- Leads W&M and ranks 13th in the CAA in scoring at 14.0 per game
- Scored in double digits 19 times and led W&M in scoring on 12 occasions
- Averaging 16.0 points per game in CAA games, which ranks sixth in the league
- Over the Tribe's last 10 games has averaged 17.4 points, while shooting 55.3 percent (57-of-103) from the field
- Scored 16 of his 23 points in the second half at Hofstra and tied his career-high for the second time in four games with four steals
- Turned in a career game vs. VCU (1/10/07), leading all scorers with 26 points to go along with a career-high tying four steals
- Scored the final four points, all free throws, leading W&M to a 60-57 win over Northeastern with 15 points, including 8-of-9 from the free throw line
- Tallied 10 of his 12 points in the second half at George Mason (1/3/07), including the game clinching free throws
- Pulled down a career-high nine rebounds, including four offensive at GMU
- Earned W&M Tip-Off MVP honors with an exceptional performance over the final five minutes against Cornell (12/2/06) to lead the Tribe back from a 13-point deficit
- Team Co-Captain with senior Adam Trumbower
- Topped W&M in steals in 2005-06, ranking eighth in the CAA
- Had a career-high 20 points against Virginia Tech (12/27/05) on 7-of-9 shooting and a perfect 5-of-5 from the free throw line

### PAYTON'S 2006-07 GAME-BY-GAME STATISTICS

Date	Opp	Min	FG-A	Pct	3FG-A	Pct	FT-A	Pct	O-D	Tot	PF	A	TO	B	S	Pts
N11	• at Kansas St.	29	2-8	.250	0-2	.000	1-1	1.000	1-2	3	1	2	3	0	0	5
N20	• Wagner	21	4-6	.667	1-3	.333	0-0	.000	1-7	8	1	2	1	0	2	9
N25	• at Holy Cross	36	5-14	.357	1-4	.250	4-5	.800	2-3	5	3	3	1	0	1	15
N28	• at Navy	28	5-16	.313	0-2	.000	2-2	1.000	3-0	3	3	1	2	1	2	12
D1	Jacksonville St.	26	6-10	.600	1-2	.500	5-6	.833	2-3	5	1	0	4	0	2	18
D2	• Cornell	34	1-5	.200	0-1	.000	8-10	.800	1-1	2	0	1	3	0	3	10
D5	Towson	28	7-16	.438	1-4	.250	1-2	.500	0-4	4	5	0	1	0	1	16
D8	• North Florida	26	4-10	.400	1-3	.333	1-1	1.000	1-2	3	1	0	3	0	3	10
D22	• UMBC	32	1-2	.500	1-1	1.000	4-4	1.000	0-4	4	1	4	1	0	0	7
D28	• Hampton	33	4-7	.571	2-2	1.000	2-2	1.000	1-1	2	2	2	4	0	1	12
D31	• Richmond	33	4-7	.571	1-2	.500	4-6	.667	1-3	4	1	2	3	0	1	13
J3	• at GMU	31	5-14	.357	0-2	.000	2-2	1.000	4-5	9	2	2	2	0	1	12
J6	• Northeastern	33	3-9	.333	1-2	.500	8-9	.889	0-2	2	1	2	1	0	2	15
J8	• at Georgia St.	28	3-8	.375	0-2	.000	1-1	1.000	2-2	4	0	1	4	0	1	7
J10	• VCU	35	7-13	.538	2-2	1.000	10-11	.909	3-2	5	2	2	5	0	4	26
J13	• at Delaware	33	8-14	.571	1-4	.250	2-4	.500	1-3	4	2	2	1	0	3	19
J17	• GMU	30	1-6	.167	0-4	.000	2-3	.667	1-2	3	2	5	3	0	0	4
J20	• at Hofstra	36	7-12	.583	1-4	.250	8-8	1.000	1-2	3	2	2	1	0	4	23
J24	• at ODU	34	5-9	.556	0-2	.000	5-5	1.000	2-4	6	3	0	2	0	2	15
J27	• Georgia State	32	5-6	.833	2-2	1.000	5-6	.833	1-0	1	1	1	3	0	1	17
J29	• at VCU	32	5-8	.625	0-1	.000	2-2	1.000	2-1	3	1	2	2	0	0	12
J31	JMU	32	5-11	.455	0-1	.000	6-7	.857	3-2	5	2	2	2	0	1	16
F3	• UNCW	35	7-13	.538	2-3	.667	8-9	.889	3-2	5	1	2	1	0	3	24
F7	at JMU	35	7-11	.636	1-1	1.000	3-3	1.000	2-4	6	2	1	4	0	1	18
F10	at UNCW															
F14	Drexel															
F17	at Fairfield															
F21	at Drexel															
F24	ODU															

• Games started

### PAYTON'S CAREER STATISTICS

Season	G-GS	Min-Avg	FG-A	Pct	3FG-A	Pct	FT-A	Pct	OR-DR	Reb-Avg	PF-FO	A	TO	Blk	St	Pts-Avg
2002-03†	23-0	179-7.8	10-28	.357	6-12	.500	3-12	.250	0-5	5-0.2	14-0	12	13	0	8	29-1.3
2003-04†	29-0	252-8.7	25-46	.543	5-12	.417	9-18	.500	0-21	21-0.7	14-0	22	25	1	8	64-2.2
2005-06	28-26	675-24.1	70-145	.483	14-30	.467	42-63	.667	23-48	71-2.5	41-1	50	53	1	45	196-7.0
2006-07	24-22	741-30.9	111-235	.472	19-56	.339	94-109	.862	38-61	99-4.1	40-1	41	57	1	39	335-14.0
<b>Career</b>	<b>104-48</b>	<b>1837-17.7</b>	<b>216-454</b>	<b>.476</b>	<b>44-110</b>	<b>.400</b>	<b>148-202</b>	<b>.733</b>	<b>61-135</b>	<b>196-1.9</b>	<b>109-2</b>	<b>125</b>	<b>148</b>	<b>3</b>	<b>100</b>	<b>624-6.0</b>

† at Vanderbilt

### PAYTON'S CAA STATISTICS

Season	G-GS	Min-Avg	FG-A	Pct	3FG-A	Pct	FT-A	Pct	OR-DR	Reb-Avg	PF-FO	A	TO	Blk	St	Pts-Avg
2005-06	18-17	413-22.9	36-86	.419	8-20	.400	15-24	.625	14-26	40-2.2	28-1	28	33	0	24	95-5.3
2006-07	14-13	441-31.5	75-150	.500	11-34	.324	63-72	.875	25-35	60-4.3	21-0	24	32	0	24	224-16.0
<b>Career</b>	<b>32-30</b>	<b>856-26.8</b>	<b>111-236</b>	<b>.470</b>	<b>19-54</b>	<b>.352</b>	<b>78-96</b>	<b>.813</b>	<b>39-61</b>	<b>100-3.1</b>	<b>49-1</b>	<b>52</b>	<b>65</b>	<b>0</b>	<b>48</b>	<b>329-10.3</b>

# 25

## CHRIS STRATTON

Jr. - F - 6-6 - 205 (Burke, Va./Lake Braddock)

- Equalled a career-high playing 18 minutes off the bench at James Madison and pulled down a season-high three rebounds
- Came off the bench and provided a spark in 11 minutes of action against UNC Wilmington (2/3/07)
- Equalled his career high against the Seahawks for four points on 2-of-2 shooting to go along with a blocked shot
- Capped the Tribe's 81-65 win over Georgia State (1/27/07) with a two-handed dunk
- Saw first action of the 2006-07 season against Wagner (11/20/06) and scored two points
- Walk on forward from Burke, Va.
- Appeared in nine games, averaging 0.3 points and 0.7 rebounds per game in 2005-06
- Notched a season-high two points in six minutes of action at Towson (12/3/05)
- Pulled down a season-high three rebounds in the season-opening victory over Maine (11/18/05)
- Played in 14 games and earned first career start against Hofstra (1/31/05) as a freshman
- Scored a career-high four points against Longwood (12/1/04)
- Pulled down four rebounds, including three offensive, at UNC Greensboro (12/20/04)

### SINGLE-GAME HIGHS

**POINTS**  
 Season 4 vs. UNC Wilmington (2/3/07)  
 Career 4 vs. UNC Wilmington (2/3/07)  
 4 vs. Longwood (12/1/04)

**FIELD GOALS**  
 Season 2 vs. UNC Wilmington (2/3/07)  
 Career 2 vs. UNC Wilmington (2/3/07)

**FIELD GOAL ATTEMPTS**  
 Season 2 vs. UNC Wilmington (2/3/07)  
 Career 3 at UNC Greensboro (12/20/04)

**3-POINT FIELD GOALS**  
 Season None  
 Career None

**3-POINT FIELD GOAL ATTEMPTS**  
 Season None  
 Career 1 at George Mason (1/29/05)

**FREE THROWS**  
 Season None  
 Career 2 vs. Longwood (12/1/04)

**FREE THROW ATTEMPTS**  
 Season 1 at James Madison (2/7/07)  
 Career 2 vs. Hofstra (2/20/06)

**REBOUNDS**  
 Season 3 at James Madison (2/7/07)  
 Career 4 at UNC Greensboro (12/20/04)

**ASSISTS**  
 Season None  
 Career 1, three times, most recently at Old Dominion (2/9/06)

**STEALS**  
 Season 1 at James Madison (2/7/07)  
 Career 1, four times, most recently at James Madison (2/7/07)

**BLOCKED SHOTS**  
 Season 1 vs. UNC Wilmington (2/3/07)  
 Career 1 vs. UNC Wilmington (2/3/07)  
 1 vs. Hofstra (2/20/06)

**MINUTES**  
 Season 18 at James Madison (2/7/07)  
 Career 18 at James Madison (2/7/07)  
 18 at Hofstra (1/31/05)

### STRATTON'S 2006-07 GAME-BY-GAME STATISTICS

Date	Opp	Min	FG-A	Pct	3FG-A	Pct	FT-A	Pct	O-D	Tot	PF	A	TO	B	S	Pts
N11	at Kansas St.						DNP									
N20	Wagner	2	1-1	1.000	0-0	.000	0-0	.000	1-0	1	0	0	0	0	0	2
N25	at Holy Cross						DNP									
N28	at Navy						DNP									
D1	Jacksonville St.						DNP									
D2	Cornell						DNP									
D5	Towson						DNP									
D8	North Florida	1	0-0	.000	0-0	.000	0-0	.000	0-0	0	0	0	0	0	0	0
D22	UMBC						DNP									
D28	Hampton						DNP									
D31	Richmond						DNP									
J3	at GMU						DNP									
J6	Northeastern						DNP									
J8	at Georgia St.	0+	0-0	.000	0-0	.000	0-0	.000	0-0	0	0	0	0	0	0	0
J10	VCU						DNP									
J13	at Delaware						DNP									
J17	GMU						DNP									
J20	at Hofstra						DNP									
J24	at ODU						DNP									
J27	Georgia State	2	1-1	1.000	0-0	.000	0-0	.000	0-0	0	0	0	1	0	0	2
J29	at VCU						DNP									
J31	JMU						DNP									
F3	UNCW	11	2-2	1.000	0-0	.000	0-0	.000	0-0	0	1	0	0	1	0	4
F7	at JMU	18	0-1	.000	0-0	.000	0-1	.000	0-3	3	4	0	1	0	1	0
F10	at UNCW															
F14	Drexel															
F17	at Fairfield															
F21	at Drexel															
F24	ODU															

### STRATTON'S CAREER STATISTICS

Season	G-GS	Min-Avg	FG-A	Pct	3FG-A	Pct	FT-A	Pct	OR-DR	Reb-Avg	PF-FO	A	TO	Blk	St	Pts-Avg
2004-05	14-1	82-5.9	5-9	.556	0-1	.000	2-2	1.000	7-7	14-1.0	6-0	2	5	0	1	12-0.9
2005-06	9-0	24-2.7	1-3	.333	0-0	.000	1-2	.500	2-4	6-0.7	1-0	1	1	1	2	3-0.3
2006-07	6-0	34-5.7	4-5	.800	0-0	.000	0-1	.000	1-3	4-0.7	5-0	0	2	1	1	8-1.3
<b>Career</b>	<b>29-1</b>	<b>140-4.8</b>	<b>10-17</b>	<b>.588</b>	<b>0-1</b>	<b>.000</b>	<b>3-5</b>	<b>.600</b>	<b>10-14</b>	<b>24-0.8</b>	<b>12-0</b>	<b>3</b>	<b>8</b>	<b>2</b>	<b>4</b>	<b>23-0.8</b>

### STRATTON'S CAA STATISTICS

Season	G-GS	Min-Avg	FG-A	Pct	3FG-A	Pct	FT-A	Pct	OR-DR	Reb-Avg	PF-FO	A	TO	Blk	St	Pts-Avg
2004-05	7-1	51-7.3	2-3	.667	0-1	.000	0-0	.000	2-3	5-0.7	6-0	0	2	0	1	4-0.6
2005-06	8-0	18-2.3	1-2	.500	0-0	.000	1-2	.500	0-3	3-0.4	1-0	1	1	1	2	3-0.4
2006-07	4-0	31-7.8	3-4	.750	0-0	.000	0-1	.000	0-3	3-0.8	5-0	0	2	1	1	6-1.5
<b>Career</b>	<b>19-1</b>	<b>100-5.3</b>	<b>6-9</b>	<b>.667</b>	<b>0-1</b>	<b>.000</b>	<b>1-3</b>	<b>.333</b>	<b>2-9</b>	<b>11-0.6</b>	<b>12-0</b>	<b>1</b>	<b>5</b>	<b>2</b>	<b>4</b>	<b>13-0.7</b>



## THE LAST TIME...

### TEAM

Played AP No. 1 team: at #1 Duke, L - 97-61, 12/30/91  
Defeated team ranked 2-10 by AP: vs. #2 North Carolina, 78-75, 12/7/77  
Defeated team ranked in the AP Top 25: vs. #2 North Carolina, 78-75, 12/7/77  
Defeated A.P. top 25 on the road: at #8 West Virginia, 89-76, 3/3/61

### W&M INDIVIDUALS

Had a triple-double: not since 1986-87  
Had a double-double: Corey Cofield (19 pts., 11 rebs.) at Northeastern, 2/2/06  
Had 30-plus points and 10-plus rebounds: Jeff Cohen (49 pts., 31 rebs.) vs. Richmond, 2/25/61  
Four players in double figures: Adam Payton (18), Peter Stein (17), Nathan Mann (14) and David Schneider (11) at James Madison, 2/7/07  
Five players in double figures: Brian Hutt (13), Corey Cofield (12), Calvin Baker (11), Laimis Kiselius (10) and Taylor Mokris (10) at James Madison 2/11/06  
Six players in double figures: Todd Cauthorn (17 pts.), Thomas Roberts (14), Brendan Connor, Matt Verkey (13 each), Sean Duff (12), and David Cully (11) vs. Shenandoah, 12/22/92  
Scored 30-39 points: Adam Hess (36) at Drexel, 2/7/04  
Scored 40-49 points: Jeff Cohen (49) vs. Richmond, 2/25/61  
Two or more players score 20-29 points in the same game: Nick D'Antoni (25) and Nathan Mann (25) vs. George Mason, 2/12/05  
Perfect at FT line (10 att.): Adam Hess (12-12) vs. VCU, 1/18/03  
Perfect beyond 3-point line (5 att.): Never  
Had 15-19 Rebounds: Adam Hess (15) at VCU, 2/25/02  
Had 10 or more assists: Nick D'Antoni (11) at George Mason, 1/31/04  
Had 6 or more steals: Adam Hess (6) at George Mason, 1/31/04  
Had 5 or more blocked shots: David Cully (10) vs. George Mason, 2/26/96

### OPPONENT INDIVIDUALS

Had a triple-double: Michael Anderson (10 pts., 11 rebs., 10 assts.), Drexel, 11/30/85  
Had a double-double: Loren Stokes (30 pts, 15 reb.), Hofstra, 1/20/07  
Four players in double figures: Juwann James (13 pts.), Terrance Carter (12), Kyle Swanston (11) and JaQuan Bray (10), JMU, 1/31/07  
Five players in double figures: Jose Juan Barea (17 pts.), Shawn James, Adrian Martinez (13), Bennett Davis, Aaron Davis (11), Northeastern, 2/2/06  
Six players in double figures: Vic Hamilton (24), Jonathan Kerner (16), Deron Rippey (14), Tim Basham (11), Othello Meadows (11), and Tony Parham (11), East Carolina, 2/14/96  
Scored 30-39 points: Loren Stokes (30 pts.), Hofstra, 1/20/07  
Scored 40-49 points: Anton Gill (40 pts.), East Carolina, 1/19/94

Two or more players score 20-29 points in the same game: Jamal Schuler (24) and B.A. Walker (20), VCU, 1/29/07  
Perfect at FT line (10 att.): Bill Mayew (14-14), UNCW, 1/29/97  
Had 15-19 Rebounds: Loren Stokes (15 Rebs.), Hofstra, 1/20/07  
Had 10 or more assists: Brian Johnson (10), Delaware, 1/13/07  
Had 6 or more steals: Keith Simmons (7), Holy Cross, 11/25/06  
Had 5 or more blocked shots: Shawn James (8), Northeastern, 2/2/06

### W&M FIELD GOAL SHOOTING

Shot 50 percent or better: .540 at James Madison, 2/7/07  
Shot 60 percent or better: .609 vs. Georgia State, 1/27/07  
Shot 70 percent or better: .746 vs. Virginia Wesleyan, 2/1/84  
Made 30-39 field goals: 32 vs. Wagner, 11/20/06  
Made 40-49 field goals: 43 vs. George Mason, 2/27/95  
Made 50 or more field goals: not since 1986-87  
Attempted 60-69 field goals: 64 vs. Wagner, 11/20/06  
Attempted 70-79 field goals: 72 at Northeastern, 2/2/06  
Attempted 80-89 field goals: 84 vs. George Mason, 2/12/05  
Attempted 90 or more field goals: not since 1986-87

### OPPONENT FIELD GOAL SHOOTING

Shot 50 percent or better: .571, UNCW, 2/3/07  
Shot 60 percent or better: .614, Navy, 11/28/06  
Shot 70 percent or better: .705, Navy, 3/8/85  
Made 30-39 field goals: 34, VCU, 1/29/07  
Made 40-49 field goals: 40, George Mason, 2/27/95  
Made 50 or more field goals: not since 1986-87  
Attempted 60-69 field goals: 61, VCU, 1/29/07  
Attempted 70-79 field goals: 71, Old Dominion, 2/9/06  
Attempted 80-89 field goals: 80, Kansas State, 11/11/06  
Attempted 90 or more field goals: 94, George Mason, 2/27/95

### W&M THREE-POINT SHOOTING

Shot 50 percent or better: .500 vs. UNC-Greensboro, 12/21/05  
Shot 60 percent or better: .750 vs. Old Dominion, 2/16/01  
Shot 70-79 percent: .750 vs. Old Dominion, 2/17/01  
Made 10-14 3-point field goals: 12 vs. Georgia State, 1/27/07  
Made 15 or more 3-pt. field goals: 16 vs. George Mason, 1/24/96  
Attempted 20-29 3-point field goals: 27 vs. UNCW, 2/3/07  
Attempted 30-39 3-point field goals: 34 at Radford, 11/24/03

### OPPONENT THREE-POINT SHOOTING

Shot 50 percent or better: .500 at VCU, 1/29/07  
Shot 60 percent or better: .643 at Navy, 11/28/06  
Shot 70-79 percent: .750 vs. Richmond, 11/30/88  
Shot 80 percent or better: .800 vs. Wake Forest, 2/4/91  
Made 10-14 3-point field goals: 12 at VCU, 1/29/07  
Made 15 or more 3-point field goals: 17 at VCU, 2/19/03  
Attempted 20-29 3-point field goals: 24, at VCU, 1/29/07  
Attempted 30-39 3-point field goals: 30 vs. Richmond, 12/31/06





## THE LAST TIME...

### W&M FREE THROW SHOOTING

Shot 80 percent or better: .857 (12-14) at VCU, 1/29/07  
Shot 90 percent or better: .955 (21-22) vs. UMBC, 12/22/06  
Shot 100 percent: 1.000 (13-13) at Drexel, 2/7/04  
Made 20-29 free throws: 27 vs. VCU, 1/10/07  
Made 30-39 free throws: 32 vs. Hartford, 11/19/04  
Made 40 or more free throws: not since 1964  
Attempted 10 or fewer free throws: 10 vs. George Mason, 1/16/07  
Attempted 30-39 free throws: 34 vs. VCU, 1/10/07  
Attempted 40-49 free throws: 41 vs. Hartford, 11/19/04  
Attempted 50-59 free throws: not since 1986-87  
Attempted 60 or more free throws: not since 1964

### OPPONENT FREE THROW SHOOTING

Shot 80 percent or better: .867 (13-15) at ODU, 1/24/07  
Shot 90 percent or better: .917 (11-12) vs. Northeastern, 1/6/07  
Shot 100 percent: 1.000 at George Mason, 1/26/06  
Made 20-29 free throws: 31 vs. VCU, 1/10/07  
Made 30-39 free throws: 31 vs. VCU, 1/10/07  
Made 40 or more free throws: not since 1964  
Attempted 10 or fewer free throws: 8 vs. North Florida, 12/8/06  
Attempted 30-39 free throws: 37 vs. VCU, 1/10/07  
Attempted 40-49 free throws: 42 at George Mason, 1/3/02  
Attempted 50-59 free throws: not since 1986-87  
Attempted 60 or more free throws: not since 1964

### W&M SCORING

Scored 80 or more points: 81 vs. Georgia State, 1/27/07  
Scored 90 or more points: 90 vs. Georgia State, 2/4/06  
Scored 100 or more points: 101 vs. Elon, 12/22/98  
Scored 110 or more points: 116 vs. George Mason, 2/27/94

### OPPONENT SCORING

Scored 80 or more points: 88 vs. VCU, 1/10/07  
Scored 90 or more points: 90 at VCU, 1/29/07  
Scored 100 or more points: 104 vs. George Mason, 2/12/05  
Scored 110 or more points: 127 at Virginia Tech, 1/29/73

### W&M REBOUNDING

Had 40 or more rebounds: 40 vs. Richmond, 12/31/06  
Had 50 or more rebounds: 51 vs. Maine, 11/18/06  
Had 60 or more rebounds: 67 vs. Marymount, 11/29/95

### OPPONENT REBOUNDING

Had 40 or more rebounds: 40 at Old Dominion, 1/24/07  
Had 50 or more rebounds: 59 at Kansas State, 11/11/06  
Had 60 or more rebounds: 60 at VMI, 2/10/65

### W&M ASSISTS

Had 20 or more assists: 25 vs. Georgia State, 2/4/06  
Had 30 or more assists: 33 vs. George Mason, 2/27/95

### OPPONENT ASSISTS

Had 20 or more assists: 20 at Navy, 11/28/06  
Had 30 or more assists: not since 1964

### W&M BLOCKED SHOTS

Had 10 or more blocked shots: 17 vs. George Mason, 2/26/96

### OPPONENT BLOCKED SHOTS

Had 10 or more blocked shots: 13 vs. Drexel, 1/5/06

### W&M STEALS

Had 10 or more steals: 12 vs. North Florida, 12/8/06  
Had 15 or more steals: 19 at Virginia Tech, 12/23/03

### OPPONENT STEALS

Had 10 or more steals: 11 vs. Hampton, 12/28/06  
Had 15 or more steals: 19 at Towson, 12/3/05

### MISCELLANEOUS

**TWO W&M PLAYERS HAD A DOUBLE-DOUBLE IN THE SAME GAME:**  
Adam Hess (23 pts., 10 rebs.) and Zeb Cope (11 pts., 11 rebs.)  
vs. Towson, 3/5/04

**W&M PLAYER LED THE TEAM IN POINTS, REBOUNDS AND ASSISTS IN THE SAME GAME:**  
Laimis Kisielius (22 points, 4 rebounds, 3 assists) at VCU,  
1/29/07

**W&M PLAYED 2OT:**  
vs. George Mason, 2/12/05 (L, 104-99)

**W&M PLAYED 3OT:**  
vs. Virginia Tech, 1/21/81 (W 48-46)

**W&M PLAYED 4OT:**  
Never

**W&M SHOT 70 PERCENT FROM THE FLOOR IN A HALF:**  
.762 (2nd Half) at James Madison, 2/7/07

**W&M SHOT 60 PERCENT FROM THE FLOOR IN A HALF:**  
.625 (15-of-24) (2nd half) vs. Georgia State, 1/27/07

**W&M SHOT LESS THAN 30 PERCENT FROM THE FLOOR IN A HALF:**  
.231 (6-of-26) (2nd Half) at Old Dominion, 1/24/07

**W&M HELD AN OPPONENT BELOW 10 PERCENT SHOOTING IN A HALF:**  
.091 (2-of-22) (1st Half) James Madison, 1/24/01

**W&M OVERCAME A DEFICIT IN THE FINAL FIVE MINUTES TO WIN A GAME:**  
Overcame 59-46 deficit to win 73-68 in OT vs. Cornell, 12/2/06

**W&M OVERCAME A HALFTIME DEFICIT IN TWO CONSECUTIVE GAMES:**  
Overcame 33-31 deficit to win 67-63 (George Mason, A, 1/3/07)  
Overcame 27-26 deficit to win 60-57 (Northeastern, H, 1/6/07)





GAME 5
W&M 59, JACKSONVILLE STATE 56
DECEMBER 1, 2006

Table with columns for player name and statistics: tot-fg, 3-pt, ft, rebounds, pf, tp, a, to, blk, s, min. Includes team totals for JSU.

TOTAL FG% 1st Half: 9-28 32.1% 2nd Half: 16-34 47.1% Game: 40.3%
3-Pt. FG% 1st Half: 1-9 11.1% 2nd Half: 2-10 20.0% Game: 15.8%
F Throw % 1st Half: 1-4 25.0% 2nd Half: 2-4 50.0% Game: 37.5%

Table with columns for player name and statistics: tot-fg, 3-pt, ft, rebounds, pf, tp, a, to, blk, s, min. Includes team totals for W&M.

TOTAL FG% 1st Half: 11-25 44.0% 2nd Half: 9-24 37.5% Game: 40.8%
3-Pt. FG% 1st Half: 2-7 28.6% 2nd Half: 0-4 0.0% Game: 18.2%
F Throw % 1st Half: 3-7 42.9% 2nd Half: 1-4 25.0% Game: 51.5%

Officials: Alvin Scott, Scott Smith, Shawn Carpenter
Technical fouls: Jacksonville State-None. William and Mary-None.
Attendance: 2684

Score by Periods table with columns: 1st, 2nd, Total. Rows for Jacksonville State and William and Mary.

GAME 7
TOWSON 73, W&M 60
DECEMBER 5, 2006

Table with columns for player name and statistics: tot-fg, 3-pt, ft, rebounds, pf, tp, a, to, blk, s, min. Includes team totals for Towson.

TOTAL FG% 1st Half: 15-27 55.6% 2nd Half: 11-22 50.0% Game: 53.1%
3-Pt. FG% 1st Half: 4-10 40.0% 2nd Half: 1-10 10.0% Game: 25.0%
F Throw % 1st Half: 8-11 72.7% 2nd Half: 8-9 88.9% Game: 80.0%

Table with columns for player name and statistics: tot-fg, 3-pt, ft, rebounds, pf, tp, a, to, blk, s, min. Includes team totals for W&M.

TOTAL FG% 1st Half: 8-25 32.0% 2nd Half: 11-29 37.9% Game: 35.2%
3-Pt. FG% 1st Half: 3-11 27.3% 2nd Half: 5-18 27.8% Game: 27.6%
F Throw % 1st Half: 6-9 66.7% 2nd Half: 8-9 88.9% Game: 77.8%

Officials: Steve Gordon, Sean Casady, Raymond Syons
Technical fouls: Towson-None. William and Mary-None.
Attendance: 2073

Score by Periods table with columns: 1st, 2nd, Total. Rows for Towson and William and Mary.

GAME 6
W&M 73, CORNELL 68
DECEMBER 2, 2006

Table with columns for player name and statistics: tot-fg, 3-pt, ft, rebounds, pf, tp, a, to, blk, s, min. Includes team totals for Cornell.

TOTAL FG% 1st Half: 12-26 46.2% 2nd Half: 11-19 57.9% Game: 49.1%
3-Pt. FG% 1st Half: 4-10 40.0% 2nd Half: 3-7 42.9% Game: 36.8%
F Throw % 1st Half: 2-3 66.7% 2nd Half: 7-8 87.5% Game: 81.8%

Table with columns for player name and statistics: tot-fg, 3-pt, ft, rebounds, pf, tp, a, to, blk, s, min. Includes team totals for W&M.

TOTAL FG% 1st Half: 10-23 43.5% 2nd Half: 11-28 39.3% Game: 42.9%
3-Pt. FG% 1st Half: 4-10 40.0% 2nd Half: 5-13 38.5% Game: 37.5%
F Throw % 1st Half: 1-2 50.0% 2nd Half: 10-16 62.5% Game: 66.7%

Officials: Alvin Cox, Scott Smith, Shawn Carpenter
Technical fouls: Cornell-None. William and Mary-None.
Attendance: 2118

Score by Periods table with columns: 1st, 2nd, OT, Total. Rows for Cornell and William and Mary.

GAME 8
W&M 61, NORTH FLORIDA 44
DECEMBER 8, 2006

Table with columns for player name and statistics: tot-fg, 3-pt, ft, rebounds, pf, tp, a, to, blk, s, min. Includes team totals for North Florida.

TOTAL FG% 1st Half: 8-28 28.6% 2nd Half: 10-26 38.5% Game: 33.3%
3-Pt. FG% 1st Half: 2-5 40.0% 2nd Half: 3-12 25.0% Game: 29.4%
F Throw % 1st Half: 0-0 0.0% 2nd Half: 3-8 37.5% Game: 37.5%

Table with columns for player name and statistics: tot-fg, 3-pt, ft, rebounds, pf, tp, a, to, blk, s, min. Includes team totals for W&M.

TOTAL FG% 1st Half: 8-21 38.1% 2nd Half: 12-26 46.2% Game: 42.6%
3-Pt. FG% 1st Half: 2-9 22.2% 2nd Half: 3-11 27.3% Game: 25.0%
F Throw % 1st Half: 3-8 37.5% 2nd Half: 13-17 76.5% Game: 64.0%

Officials: Bryan Kersey, Kyle Neve, Scott Smith
Technical fouls: North Florida-None. William and Mary-None.
Attendance: 2135

Score by Periods table with columns: 1st, 2nd, Total. Rows for North Florida and William and Mary.



GAME 9
W&M 70, UMBC 58
DECEMBER 22, 2006

UMBC player statistics table including columns for player name, fg, fga, 3-pt, fga, ft, fta, of, de, tot, pf, tp, a, to, blk, s, min.

TOTAL FG% 1st Half: 7-18 38.9% 2nd Half: 14-27 51.9% Game: 46.7%
3-Pt. FG% 1st Half: 2-5 40.0% 2nd Half: 1-9 11.1% Game: 21.4%
F Throw % 1st Half: 9-11 81.8% 2nd Half: 4-4 100% Game: 86.7%

W&M player statistics table including columns for player name, fg, fga, 3-pt, fga, ft, fta, of, de, tot, pf, tp, a, to, blk, s, min.

TOTAL FG% 1st Half: 14-21 66.7% 2nd Half: 7-21 33.3% Game: 50.0%
3-Pt. FG% 1st Half: 7-12 58.3% 2nd Half: 0-3 0.0% Game: 46.7%
F Throw % 1st Half: 7-7 100% 2nd Half: 14-15 93.3% Game: 95.5%

Officials: Sean Casady, Kyle Neve, Matt Oblas
Technical fouls: UMBC-None. William and Mary-None.
Attendance: 1421

Score by Periods table with columns for 1st, 2nd, and Total scores for UMBC and William and Mary.

GAME 11
W&M 61, RICHMOND 53
DECEMBER 31, 2006

Richmond player statistics table including columns for player name, fg, fga, 3-pt, fga, ft, fta, of, de, tot, pf, tp, a, to, blk, s, min.

TOTAL FG% 1st Half: 6-19 31.6% 2nd Half: 15-38 39.5% Game: 36.8%
3-Pt. FG% 1st Half: 0-9 0.0% 2nd Half: 6-21 28.6% Game: 20.0%
F Throw % 1st Half: 1-2 50.0% 2nd Half: 4-7 57.1% Game: 55.6%

W&M player statistics table including columns for player name, fg, fga, 3-pt, fga, ft, fta, of, de, tot, pf, tp, a, to, blk, s, min.

TOTAL FG% 1st Half: 9-20 45.0% 2nd Half: 11-22 50.0% Game: 47.6%
3-Pt. FG% 1st Half: 4-12 33.3% 2nd Half: 3-8 37.5% Game: 35.0%
F Throw % 1st Half: 5-11 45.5% 2nd Half: 9-14 64.3% Game: 56.0%

Officials: Les Jones, Bernard Clinton, Duke Edsall
Technical fouls: Richmond-None. William and Mary-None.
Attendance: 1922

Score by Periods table with columns for 1st, 2nd, and Total scores for Richmond and William and Mary.

GAME 10
W&M 72, HAMPTON 67
DECEMBER 28, 2006

Hampton player statistics table including columns for player name, fg, fga, 3-pt, fga, ft, fta, of, de, tot, pf, tp, a, to, blk, s, min.

TOTAL FG% 1st Half: 9-19 47.4% 2nd Half: 12-28 42.9% Game: 44.7%
3-Pt. FG% 1st Half: 3-9 33.3% 2nd Half: 3-11 27.3% Game: 30.0%
F Throw % 1st Half: 6-9 66.7% 2nd Half: 13-22 59.1% Game: 61.3%

W&M player statistics table including columns for player name, fg, fga, 3-pt, fga, ft, fta, of, de, tot, pf, tp, a, to, blk, s, min.

TOTAL FG% 1st Half: 9-21 42.9% 2nd Half: 12-20 60.0% Game: 51.2%
3-Pt. FG% 1st Half: 6-12 50.0% 2nd Half: 3-8 37.5% Game: 45.0%
F Throw % 1st Half: 6-11 54.5% 2nd Half: 15-18 83.3% Game: 72.4%

Officials: Manny Upton, Alan Spainhour, Harold E. Harris Jr.
Technical fouls: Hampton-None. William and Mary-None.
Attendance: 2107

Score by Periods table with columns for 1st, 2nd, and Total scores for Hampton and William and Mary.

GAME 12
W&M 67, GEORGE MASON 63
JANUARY 3, 2007

W&M player statistics table including columns for player name, fg, fga, 3-pt, fga, ft, fta, of, de, tot, pf, tp, a, to, blk, s, min.

TOTAL FG% 1st Half: 10-24 41.7% 2nd Half: 14-32 43.8% Game: 42.9%
3-Pt. FG% 1st Half: 6-11 54.5% 2nd Half: 1-12 8.3% Game: 30.4%
F Throw % 1st Half: 5-6 83.3% 2nd Half: 7-8 87.5% Game: 85.7%

George Mason player statistics table including columns for player name, fg, fga, 3-pt, fga, ft, fta, of, de, tot, pf, tp, a, to, blk, s, min.

TOTAL FG% 1st Half: 12-22 54.5% 2nd Half: 10-26 38.5% Game: 45.8%
3-Pt. FG% 1st Half: 5-11 45.5% 2nd Half: 1-12 8.3% Game: 26.1%
F Throw % 1st Half: 4-5 80.0% 2nd Half: 9-11 81.8% Game: 81.3%

Officials: Tracy Woodson, Sam Croft, Howard Burgess
Technical fouls: William and Mary-None. George Mason-None.
Attendance: 4409

Score by Periods table with columns for 1st, 2nd, and Total scores for William and Mary and George Mason.



**GAME 13  
W&M 60, NORTHEASTERN 57  
JANUARY 6, 2007**

Table with columns: Player, tot-fg, 3-pt, rebounds, pf, tp, a, to, blk, s, min. Rows include Davis f, Spates f, Martinez g, Kelly g, Janning g, Smith, Adako, Washington, TEAM, and Totals.

TOTAL FG% 1st Half: 10-27 37.0% 2nd Half: 9-24 37.5% Game: 37.3%
3-Pt. FG% 1st Half: 5-13 38.5% 2nd Half: 3-11 27.3% Game: 33.3%
F Throw % 1st Half: 2-2 100% 2nd Half: 9-10 90.0% Game: 91.7%

Table with columns: Player, tot-fg, 3-pt, rebounds, pf, tp, a, to, blk, s, min. Rows include Kisielius f, Stein f, Schneider g, Mann g, Payton g, Trumbower, Smith, Carrabine, Darnell, Coffield, TEAM, and Totals.

TOTAL FG% 1st Half: 9-27 33.3% 2nd Half: 10-22 45.5% Game: 38.8%
3-Pt. FG% 1st Half: 4-15 26.7% 2nd Half: 4-7 57.1% Game: 36.4%
F Throw % 1st Half: 4-6 66.7% 2nd Half: 10-13 76.9% Game: 73.7%

Officials: William Humes, Nathan Quick, Mark Lindsay
Technical fouls: Northeastern-None. William and Mary-None.
Attendance: 1764

Score by Periods table with columns: Period, Northeastern, William and Mary, Total.

**GAME 15  
VCU 88, W&M 77  
JANUARY 10, 2007**

Table with columns: Player, tot-fg, 3-pt, rebounds, pf, tp, a, to, blk, s, min. Rows include Fameni f, Anderson f, Maynor g, Walker g, Pellot-Rosa g, Coward, Ndongo, Shuler, Roland, Gwynn, TEAM, and Totals.

TOTAL FG% 1st Half: 14-23 60.9% 2nd Half: 11-19 57.9% Game: 59.5%
3-Pt. FG% 1st Half: 3-7 42.9% 2nd Half: 4-7 57.1% Game: 50.0%
F Throw % 1st Half: 8-10 80.0% 2nd Half: 23-27 85.2% Game: 83.8%

Table with columns: Player, tot-fg, 3-pt, rebounds, pf, tp, a, to, blk, s, min. Rows include Kisielius f, Stein f, Schneider g, Mann g, Payton g, Hess, Trumbower, Smith, Carrabine, Sumner, Darnell, Coffield, TEAM, and Totals.

TOTAL FG% 1st Half: 12-25 48.0% 2nd Half: 9-24 37.5% Game: 42.9%
3-Pt. FG% 1st Half: 3-12 25.0% 2nd Half: 5-9 55.6% Game: 38.1%
F Throw % 1st Half: 2-4 50.0% 2nd Half: 26-30 83.3% Game: 79.4%

Officials: Steve Gordon, Mark Schnur, Ron Tyburski
Technical fouls: VCU-TEAM. William and Mary-None.
Attendance: 2412

Score by Periods table with columns: Period, VCU, William and Mary, Total.

**GAME 14  
W&M 57, GEORGIA STATE 43  
JANUARY 8, 2007**

Table with columns: Player, tot-fg, 3-pt, rebounds, pf, tp, a, to, blk, s, min. Rows include Kisielius f, Stein f, Payton g, Schneider g, Mann g, Hess, Trumbower, Smith, Barnett, Carrabine, Sumner, Darnell, Stratton, Coffield, TEAM, and Totals.

TOTAL FG% 1st Half: 9-24 37.5% 2nd Half: 14-24 58.3% Game: 47.9%
3-Pt. FG% 1st Half: 3-15 20.0% 2nd Half: 5-8 62.5% Game: 34.8%
F Throw % 1st Half: 1-2 50.0% 2nd Half: 2-5 40.0% Game: 42.9%

Table with columns: Player, tot-fg, 3-pt, rebounds, pf, tp, a, to, blk, s, min. Rows include Perique f, McBride f, Chase c, Mendez g, Larris g, Mitchell, Goldston, Moynihan, Billingslea, Lott, Dickerson, TEAM, and Totals.

TOTAL FG% 1st Half: 7-29 24.1% 2nd Half: 9-20 45.0% Game: 32.7%
3-Pt. FG% 1st Half: 2-9 22.2% 2nd Half: 2-6 33.3% Game: 26.7%
F Throw % 1st Half: 2-3 66.7% 2nd Half: 5-8 62.5% Game: 63.6%

Officials: Mike Wood, Ray Natili, James Barker
Technical fouls: William & Mary-None. Georgia State-None.
Attendance: 717

Score by Periods table with columns: Period, William & Mary, Georgia State, Total.

**GAME 16  
DELAWARE 77, W&M 62  
JANUARY 13, 2007**

Table with columns: Player, tot-fg, 3-pt, rebounds, pf, tp, a, to, blk, s, min. Rows include Kisielius f, Stein f, Schneider g, Mann g, Payton g, Trumbower, Smith, Carrabine, Sumner, Darnell, TEAM, and Totals.

TOTAL FG% 1st Half: 9-28 32.1% 2nd Half: 13-30 43.3% Game: 37.9%
3-Pt. FG% 1st Half: 0-11 0.0% 2nd Half: 2-11 18.2% Game: 9.1%
F Throw % 1st Half: 7-9 77.8% 2nd Half: 9-11 81.8% Game: 80.0%

Table with columns: Player, tot-fg, 3-pt, rebounds, pf, tp, a, to, blk, s, min. Rows include Courtney f, McMahon f, Cannon g, Johnson g, Prothro, Olawayo, TEAM, and Totals.

TOTAL FG% 1st Half: 13-26 50.0% 2nd Half: 10-16 62.5% Game: 54.8%
3-Pt. FG% 1st Half: 9-19 47.4% 2nd Half: 3-6 50.0% Game: 48.0%
F Throw % 1st Half: 3-5 60.0% 2nd Half: 16-20 80.0% Game: 76.0%

Officials: Charles Robinson, Tony Dawkins, Mark Lindsay
Technical fouls: William and Mary-None. Delaware-None.
Attendance: 2906

Score by Periods table with columns: Period, William and Mary, Delaware, Total.



**GAME 17  
GEORGE MASON 76, W&M 63  
JANUARY 16, 2007**

George Mason player stats table with columns: tot-fg, 3-pt, ft, rebounds, pf, tp, a, to, blk, s, min.

TOTAL FG% 1st Half: 16-29 55.2% 2nd Half: 12-23 52.2% Game: 53.8%
3-Pt. FG% 1st Half: 5-15 33.3% 2nd Half: 6-8 75.0% Game: 47.8%
F Throw % 1st Half: 2-2 100% 2nd Half: 7-14 50.0% Game: 56.3%

W&M player stats table with columns: tot-fg, 3-pt, ft, rebounds, pf, tp, a, to, blk, s, min.

TOTAL FG% 1st Half: 11-19 57.9% 2nd Half: 12-28 42.9% Game: 48.9%
3-Pt. FG% 1st Half: 4-11 36.4% 2nd Half: 5-14 35.7% Game: 36.0%
F Throw % 1st Half: 6-7 85.7% 2nd Half: 2-3 66.7% Game: 80.0%

Officials: Jeff Clark, Bryan Kersey, Bernard Clinton
Technical fouls: George Mason-None. William and Mary-Team.
Attendance: 2729

Score by Periods table with columns: 1st, 2nd, Total.

**GAME 19  
OLD DOMINION 59, W&M 44  
JANUARY 24, 2007**

W&M player stats table with columns: tot-fg, 3-pt, ft, rebounds, pf, tp, a, to, blk, s, min.

TOTAL FG% 1st Half: 8-18 44.4% 2nd Half: 6-26 23.1% Game: 31.8%
3-Pt. FG% 1st Half: 5-11 45.5% 2nd Half: 2-12 16.7% Game: 20.4%
F Throw % 1st Half: 6-10 60.0% 2nd Half: 3-5 60.0% Game: 60.0%

ODU player stats table with columns: tot-fg, 3-pt, ft, rebounds, pf, tp, a, to, blk, s, min.

TOTAL FG% 1st Half: 6-31 19.4% 2nd Half: 15-26 57.7% Game: 36.8%
3-Pt. FG% 1st Half: 0-14 0.0% 2nd Half: 4-5 80.0% Game: 21.1%
F Throw % 1st Half: 2-3 66.7% 2nd Half: 11-12 91.7% Game: 86.7%

Officials: Ray Natili, Bob Testa, Tim Kelly
Technical fouls: William & Mary-None. Old Dominion-None.
Attendance: 6572

Score by Periods table with columns: 1st, 2nd, Total.

**GAME 18  
HOFSTRA 77, W&M 69  
JANUARY 20, 2007**

W&M player stats table with columns: tot-fg, 3-pt, ft, rebounds, pf, tp, a, to, blk, s, min.

TOTAL FG% 1st Half: 13-31 41.9% 2nd Half: 11-27 40.7% Game: 41.4%
3-Pt. FG% 1st Half: 3-16 18.8% 2nd Half: 3-8 37.5% Game: 25.0%
F Throw % 1st Half: 6-7 85.7% 2nd Half: 9-10 90.0% Game: 88.2%

Hofstra player stats table with columns: tot-fg, 3-pt, ft, rebounds, pf, tp, a, to, blk, s, min.

TOTAL FG% 1st Half: 15-29 51.7% 2nd Half: 12-28 42.9% Game: 47.4%
3-Pt. FG% 1st Half: 2-11 18.2% 2nd Half: 2-7 28.6% Game: 22.2%
F Throw % 1st Half: 12-16 75.0% 2nd Half: 7-11 63.6% Game: 70.4%

Officials: Sean Casady, Eric Britto, Tim Comer
Technical fouls: William & Mary-None. Hofstra-TEAM.
Attendance: 3721

Score by Periods table with columns: 1st, 2nd, Total.

**GAME 20  
W&M 81, GEORGIA STATE 65  
JANUARY 27, 2007**

GSU player stats table with columns: tot-fg, 3-pt, ft, rebounds, pf, tp, a, to, blk, s, min.

TOTAL FG% 1st Half: 13-26 50.0% 2nd Half: 11-21 52.4% Game: 51.1%
3-Pt. FG% 1st Half: 2-8 25.0% 2nd Half: 4-11 36.4% Game: 31.6%
F Throw % 1st Half: 0-0 0.0% 2nd Half: 11-14 78.6% Game: 78.6%

W&M player stats table with columns: tot-fg, 3-pt, ft, rebounds, pf, tp, a, to, blk, s, min.

TOTAL FG% 1st Half: 13-22 59.1% 2nd Half: 15-24 62.5% Game: 60.9%
3-Pt. FG% 1st Half: 4-9 44.4% 2nd Half: 8-16 50.0% Game: 48.0%
F Throw % 1st Half: 4-6 66.7% 2nd Half: 9-11 81.8% Game: 76.5%

Officials: Dan Stryfeler, Mark Schnur, Darrius Stone
Technical fouls: Georgia State-None. William and Mary-None.
Attendance: 3156

Score by Periods table with columns: 1st, 2nd, Total.



**2006-07 William and Mary Basketball**  
**William and Mary Season Schedule/Results & Leaders (as of Feb 07, 2007)**  
**All games**

<b>RECORD:</b>	<b>OVERALL</b>	<b>HOME</b>	<b>AWAY</b>	<b>NEUTRAL</b>
<b>ALL GAMES.....</b>	<b>(13-11)</b>	<b>(10-4)</b>	<b>(3-7)</b>	<b>(0-0)</b>
<b>CONFERENCE.....</b>	<b>(6-8)</b>	<b>(3-4)</b>	<b>(3-4)</b>	<b>(0-0)</b>
<b>NON-CONFERENCE.....</b>	<b>(7-3)</b>	<b>(7-0)</b>	<b>(0-3)</b>	<b>(0-0)</b>

DATE	TIME	OPPONENT	SCORE	ATTEND	HIGH POINTS	HIGH REBOUNDS
11/11/06	1:00 PM	at Kansas State	60-70 L	11390	(18)Schneider, David	(9)Schneider, David
11/20/06	7:00 PM	WAGNER	W 77-53	3197	(18)Kisielius, Laimis	(8)Payton, Adam
11/25/06	2:00 PM	at Holy Cross	57-66 L	2103	(15)Payton, Adam	(6)Mann, Nathan (6)Cofield, Corey
11/28/06	7:00 pm	at Navy	63-79 L	1285	(12)Trumbower, Adam (12)Payton, Adam	(6)Trumbower, Adam
12/01/06	8:30 PM	JACKSONVILLE STATE	W 59-56	2684	(20)Kisielius, Laimis	(6)Kisielius, Laimis (6)Stein, Peter
12/02/06	8:30 PM	CORNELL	WOT 73-68	2118	(21)Kisielius, Laimis	(6)Kisielius, Laimis
12/05/06	8:07 PM	* TOWSON	60-73 L	2073	(18)Schneider, David	(4)Trumbower, Adam (4)Stein, Peter (4)Payton, Adam
12/08/06	7:00 PM	NORTH FLORIDA	W 61-44	2135	(13)Mann, Nathan	(9)Mann, Nathan
12/22/06	7:00 PM	UMBC	W 70-58	1421	(19)Kisielius, Laimis	(5)Smith, Alex
12/28/06	7:00 PM	HAMPTON	W 72-67	2107	(18)Kisielius, Laimis	(3)Smith, Alex (3)Schneider, David (3)Mann, Nathan
12/31/06	2:00 PM	RICHMOND	W 61-53	1922	(13)Payton, Adam	(8)Mann, Nathan (8)Stein, Peter (8)Kisielius, Laimis
1/3/07	7:00 PM	* at George Mason	W 67-63	4409	(14)Mann, Nathan	(9)Payton, Adam
1/6/07	12:06 PM	* NORTHEASTERN	W 60-57	1764	(15)Payton, Adam	(8)Schneider, David
1/8/07	6:00 PM	* at Georgia State	W 57-43	717	(12)Kisielius, Laimis	(7)Stein, Peter
1/10/07	7:00 PM	* VCU	77-88 L	2412	(26)Payton, Adam	(5)Payton, Adam (5)Mann, Nathan (5)Smith, Alex
1/13/07	7:00 p.m.	* at Delaware	62-77 L	2906	(19)Payton, Adam	(9)Smith, Alex
1/16/07	7:04 PM	* GEORGE MASON	63-76 L	2729	(17)Kisielius, Laimis	(7)Schneider, David
1/20/07	4:00 PM	* at Hofstra	69-77 L	3721	(23)Payton, Adam	(6)Kisielius, Laimis (6)Smith, Alex
1/24/07	7:00 PM	* at Old Dominion University	44-59 L	6572	(15)Payton, Adam	(6)Payton, Adam
1/27/07	7:00 PM	* GEORGIA STATE	W 81-65	3156	(17)Payton, Adam (17)Kisielius, Laimis	(4)Stein, Peter (4)Schneider, David
1/29/07	7:30 PM	* at VCU	68-90 L	6228	(22)Kisielius, Laimis	(4)Kisielius, Laimis
1/31/07	7:00 PM	* JAMES MADISON	W 65-62	2534	(21)Mann, Nathan	(6)Smith, Alex
2/3/07	7 PM	* UNC WILMINGTON	61-67 L	2820	(24)Payton, Adam	(5)Payton, Adam
2/7/07	7 PM	* at James Madison	W 71-56	3213	(18)Payton, Adam	(6)Payton, Adam (6)Mann, Nathan

\* = Conference game

ATTENDANCE SUMMARY	GAMES	TOTALS	AVG/GAME
HOME.....	14	33072	2362
AWAY.....	10	42544	4254
NEUTRAL.....	0	0	0
TOTAL.....	24	75616	3151



**2006-07 William and Mary Basketball**  
**William and Mary Combined Team Statistics (as of Feb 07, 2007)**  
**All games**

<b>RECORD:</b>	<b>OVERALL</b>	<b>HOME</b>	<b>AWAY</b>	<b>NEUTRAL</b>
<b>ALL GAMES.....</b>	<b>(13-11)</b>	<b>(10-4)</b>	<b>(3-7)</b>	<b>(0-0)</b>
<b>CONFERENCE.....</b>	<b>(6-8)</b>	<b>(3-4)</b>	<b>(3-4)</b>	<b>(0-0)</b>
<b>NON-CONFERENCE.....</b>	<b>(7-3)</b>	<b>(7-0)</b>	<b>(0-3)</b>	<b>(0-0)</b>

## Player	GP-GS	---TOTAL---		---3-PTS---		---REBOUNDS---				PF		FO		A		TO		Blk	Stl	Pts	Avg
		Min	Avg	FG-FGA	Pct	3FG-FGA	Pct	FT-FTA	Pct	Off	Def	Tot	Avg								
24 Payton, Adam.....	24-22	752	31.3	111-235	.472	19-56	.339	94-109	.862	38	60	98	4.1	40	1	41	57	1	39	335	14.0
13 Kisielius, Laimis..	23-22	668	29.0	91-188	.484	32-74	.432	61-84	.726	30	53	83	3.6	51	1	58	56	10	15	275	12.0
02 Schneider, David...	21-20	655	31.2	52-156	.333	37-121	.306	44-67	.657	16	57	73	3.5	53	0	62	40	0	23	185	8.8
11 Mann, Nathan.....	24-21	666	27.8	70-190	.368	39-127	.307	22-27	.815	10	69	79	3.3	44	2	52	34	2	16	201	8.4
15 Stein, Peter.....	24-21	500	20.8	56-90	.622	8-16	.500	18-32	.563	24	51	75	3.1	66	2	30	38	9	8	138	5.8
04 Smith, Alex.....	24-3	348	14.5	50-93	.538	2-7	.286	28-41	.683	38	42	80	3.3	48	1	7	27	4	6	130	5.4
20 Kyle Carrabine.....	24-2	310	12.9	29-76	.382	18-57	.316	8-16	.500	6	28	34	1.4	11	0	9	11	1	4	84	3.5
45 Cofield, Corey.....	12-2	122	10.2	16-39	.410	0-0	.000	9-15	.600	8	19	27	2.3	13	0	5	17	1	4	41	3.4
22 Sumner, Danny.....	17-1	125	7.4	16-48	.333	2-15	.133	4-13	.308	11	6	17	1.0	4	0	3	10	1	6	38	2.2
03 Trumbower, Adam....	24-4	284	11.8	14-37	.378	6-21	.286	19-23	.826	10	29	39	1.6	28	0	29	17	0	8	53	2.2
23 Darnell, Chris.....	24-2	247	10.3	17-45	.378	4-13	.308	8-18	.444	11	32	43	1.8	29	0	17	17	5	3	46	1.9
00 Hess, Steven.....	17-0	110	6.5	9-16	.563	0-0	.000	6-13	.462	4	12	16	0.9	23	1	3	8	5	2	24	1.4
25 Stratton, Chris....	6-0	34	5.7	4-5	.800	0-0	.000	0-1	.000	1	3	4	0.7	5	0	0	2	1	1	8	1.3
12 Barnett, Marcus....	5-0	5	1.0	0-1	.000	0-0	.000	0-1	.000	0	1	1	0.2	1	0	0	2	1	0	0	0.0
Team.....										33	56	89	3.7	0		3					

Total.....	24	4826		535-1219	.439	167-507	.329	321-460	.698	240	518	758	31.6	416	8	316	339	41	135	1558	64.9
Opponents.....	24	4826		553-1256	.440	152-489	.311	309-446	.693	250	512	762	31.8	433	9	307	316	60	163	1567	65.3

TEAM STATISTICS	W&M	OPP	DATE	OPPONENT	W/L	SCORE	ATTEND	
SCORING.....	1558	1567	11/11/06	at Kansas State	L	60-70	11390	
Points per game.....	64.9	65.3	11/20/06	WAGNER	W	77-53	3197	
Scoring margin.....	-0.4	-	11/25/06	at Holy Cross	L	57-66	2103	
FIELD GOALS-ATT.....	535-1219	553-1256	11/28/06	at Navy	L	63-79	1285	
Field goal pct.....	.439	.440	12/01/06	JACKSONVILLE STATE	W	59-56	2684	
3 POINT FG-ATT.....	167-507	152-489	12/02/06	CORNELL	W OT	73-68	2118	
3-point FG pct.....	.329	.311	*12/05/06	TOWSON	L	60-73	2073	
3-pt FG made per game..	7.0	6.3	12/08/06	NORTH FLORIDA	W	61-44	2135	
FREE THROWS-ATT.....	321-460	309-446	12/22/06	UMBC	W	70-58	1421	
Free throw pct.....	.698	.693	12/28/06	HAMPTON	W	72-67	2107	
REBOUNDS.....	758	762	12/31/06	RICHMOND	W	61-53	1922	
Rebounds per game.....	31.6	31.8	*1/3/07	at George Mason	W	67-63	4409	
Rebounding margin.....	-0.2	-	*1/6/07	NORTHEASTERN	W	60-57	1764	
ASSISTS.....	316	307	*1/8/07	at Georgia State	W	57-43	717	
Assists per game.....	13.2	12.8	*1/10/07	VCU	L	77-88	2412	
TURNOVERS.....	339	316	*1/13/07	at Delaware	L	62-77	2906	
Turnovers per game.....	14.1	13.2	*1/16/07	GEORGE MASON	L	63-76	2729	
Turnover margin.....	-1.0	-	*1/20/07	at Hofstra	L	69-77	3721	
Assist/turnover ratio..	0.9	1.0	*1/24/07	at Old Dominion University	L	44-59	6572	
STEALS.....	135	163	*1/27/07	GEORGIA STATE	W	81-65	3156	
Steals per game.....	5.6	6.8	*1/29/07	at VCU	L	68-90	6228	
BLOCKS.....	41	60	*1/31/07	JAMES MADISON	W	65-62	2534	
Blocks per game.....	1.7	2.5	*2/3/07	UNC WILMINGTON	L	61-67	2820	
WINNING STREAK.....	1	-	*2/7/07	at James Madison	W	71-56	3213	
Home win streak.....	0	-	* = Conference game					
ATTENDANCE.....	33072	42544						
Home games-Avg/Game....	14-2362	10-4254						
Neutral site-Avg/Game..	-	0-0						

SCORE BY PERIODS:	1st	2nd	OT	Total
William and Mary.....	694	853	11	1558
Opponents.....	713	848	6	1567

**2006-07 WILLIAM and MARY Basketball  
WILLIAM and MARY Team Game-by-Game Comparison (as of Feb 07, 2007)  
All games**

Opponent	1st	2nd	Score	Mar	Total FG	FG Pct	3-Pointers	3FG Pct	Free Throws	FT Pct	Rebounds	Assist	Tower	Block	Steal	Fouls	
Kansas State.....	27/34	33/36	60-70	(10)	21-53/24-80	.396/.300	8-21/6-29	.381/.207	10-18/16-27	.556/.593	37/59	(22)	16/16	19/9	1/8	6/8	24/18
MAGNER.....	31/20	46/33	77-53	+24	32-64/17-52	.500/.327	7-19/8-31	.368/.258	6-12/11-23	.500/.478	42/38	+4	16/10	13/19	4/1	8/3	25/17
Holy Cross.....	26/34	31/32	57-66	(9)	22-56/22-60	.393/.367	5-17/5-25	.294/.200	8-14/11-23	.571/.739	32/43	(11)	11/14	15/13	2/5	4/12	20/18
Navy.....	28/38	35/41	63-79	(16)	22-55/27-44	.400/.614	4-21/9-14	.190/.643	15-20/16-23	.750/.696	30/28	+2	11/20	18/17	2/1	6/11	13/19
JACKSONVILLE STATE.....	27/20	32/36	59-56	+3	20-49/25-62	.408/.403	2-11/3-19	.182/.158	17-33/3-8	.515/.375	47/30	+17	11/12	28/19	2/4	9/14	11/25
CORNELL.....	25/30	37/32	73-68	+5	24-56/26-53	.429/.491	9-24/7-19	.375/.368	16-24/9-11	.667/.818	33/29	+4	16/17	13/16	3/4	7/5	15/24
TOWSON.....	25/42	35/31	60-73	(13)	19-54/26-49	.352/.531	8-29/5-20	.276/.250	14-18/16-20	.778/.800	26/37	(11)	16/17	8/13	0/1	4/7	19/14
NORTH FLORIDA.....	21/18	40/26	61-44	+17	20-47/18-54	.426/.333	5-20/5-17	.250/.294	16-25/3-8	.640/.375	35/33	+2	14/7	11/15	4/4	12/0	12/16
UMBC.....	42/25	28/33	70-58	+12	21-42/21-45	.500/.467	7-15/3-14	.467/.214	21-22/13-15	.955/.867	23/24	(1)	11/6	9/12	2/0	3/5	13/15
HAMPTON.....	30/27	42/40	72-67	+5	21-41/21-47	.512/.447	9-20/6-20	.450/.300	21-29/19-31	.724/.613	25/29	(4)	13/4	24/21	2/0	3/11	21/24
RICHMOND.....	27/13	34/40	61-53	+8	20-42/21-57	.476/.368	7-20/6-30	.350/.200	14-25/5-9	.560/.556	40/26	+14	12/9	16/9	2/1	4/6	14/22
George Mason.....	31/33	36/30	67-63	+4	24-56/22-48	.429/.458	7-23/6-23	.304/.261	12-14/13-16	.857/.813	36/24	+12	16/18	12/12	0/2	4/5	16/15
NORTHEASTERN.....	26/27	34/30	60-57	+3	19-49/19-51	.388/.373	8-22/8-24	.364/.333	14-19/11-12	.737/.917	35/28	+7	11/11	11/11	3/2	7/4	11/14
Georgia State.....	22/18	35/25	57-43	+14	23-48/16-49	.479/.327	8-23/4-15	.348/.267	3-7/7-11	.429/.636	34/26	+8	14/12	15/12	1/2	6/7	15/13
VCU.....	29/39	48/49	77-88	(11)	21-49/25-42	.429/.595	8-21/7-14	.381/.500	27-34/31-37	.794/.838	27/26	+1	10/12	16/13	0/1	7/9	24/25
Delaware.....	25/38	37/39	62-77	(15)	22-58/23-42	.379/.548	2-22/12-25	.091/.480	16-20/19-25	.800/.760	32/27	+5	9/15	12/13	0/3	5/4	22/17
GEORGE MASON.....	32/39	31/37	63-76	(13)	23-47/28-52	.489/.538	9-25/11-23	.360/.478	8-10/9-16	.800/.563	29/24	+5	14/16	12/4	0/0	1/7	16/16
Hofstra.....	35/44	34/33	69-77	(8)	24-58/27-57	.414/.474	6-24/4-18	.250/.222	15-17/19-27	.882/.704	29/41	(12)	15/10	12/12	1/3	5/6	24/18
Old Dominion University.....	27/14	17/45	44-59	(15)	14-44/21-57	.318/.368	7-23/4-19	.304/.211	9-15/13-15	.600/.867	28/40	(12)	9/15	16/8	3/4	5/6	19/17
GEORGIA STATE.....	34/28	47/37	81-65	+16	28-46/24-47	.609/.511	12-25/6-19	.480/.316	13-17/11-14	.765/.786	24/21	+3	18/13	12/16	3/3	7/5	13/15
VCU.....	35/47	33/43	68-90	(22)	25-52/34-61	.481/.557	6-17/12-24	.353/.500	12-14/10-15	.857/.667	25/31	(6)	11/19	16/9	0/4	4/9	14/17
JAMES MADISON.....	32/26	33/36	65-62	+3	23-49/24-55	.469/.436	8-19/6-19	.421/.316	11-16/8-11	.688/.727	30/32	(2)	16/10	10/12	3/1	5/7	12/15
UNC WILMINGTON.....	29/37	32/30	61-67	(6)	20-54/24-42	.370/.571	7-27/6-13	.259/.462	14-20/13-21	.700/.619	27/32	(5)	11/16	7/15	2/4	7/3	19/16
James Madison.....	28/22	43/34	71-56	+15	27-50/18-50	.540/.360	8-19/3-15	.421/.200	9-17/17-28	.529/.607	32/34	(2)	15/8	14/16	1/2	6/9	24/23

Note: Game totals are displayed in the format TEAM/OPPONENT for each category

**2006-07 William and Mary Basketball**  
**William and Mary Season Schedule/Results & Leaders (as of Feb 07, 2007)**  
**Conference games**

<b>RECORD:</b>	<b>OVERALL</b>	<b>HOME</b>	<b>AWAY</b>	<b>NEUTRAL</b>
<b>ALL GAMES.....</b>	<b>(6-8)</b>	<b>(3-4)</b>	<b>(3-4)</b>	<b>(0-0)</b>
<b>CONFERENCE.....</b>	<b>(6-8)</b>	<b>(3-4)</b>	<b>(3-4)</b>	<b>(0-0)</b>
<b>NON-CONFERENCE.....</b>	<b>(0-0)</b>	<b>(0-0)</b>	<b>(0-0)</b>	<b>(0-0)</b>

DATE	TIME	OPPONENT	SCORE	ATTEND	HIGH POINTS	HIGH REBOUNDS
12/05/06	8:07 PM	* TOWSON	60-73 L	2073	(18)Schneider, David	(4)Trumbower, Adam (4)Stein, Peter (4)Payton, Adam
1/3/07	7:00 PM	* at George Mason	W 67-63	4409	(14)Mann, Nathan	(9)Payton, Adam
1/6/07	12:06 PM	* NORTHEASTERN	W 60-57	1764	(15)Payton, Adam	(8)Schneider, David
1/8/07	6:00 PM	* at Georgia State	W 57-43	717	(12)Kisielius, Laimis	(7)Stein, Peter
1/10/07	7:00 PM	* VCU	77-88 L	2412	(26)Payton, Adam	(5)Payton, Adam (5)Mann, Nathan (5)Smith, Alex
1/13/07	7:00 p.m.	* at Delaware	62-77 L	2906	(19)Payton, Adam	(9)Smith, Alex
1/16/07	7:04 PM	* GEORGE MASON	63-76 L	2729	(17)Kisielius, Laimis	(7)Schneider, David
1/20/07	4:00 PM	* at Hofstra	69-77 L	3721	(23)Payton, Adam	(6)Kisielius, Laimis (6)Smith, Alex
1/24/07	7:00 PM	* at Old Dominion University	44-59 L	6572	(15)Payton, Adam	(6)Payton, Adam
1/27/07	7:00 PM	* GEORGIA STATE	W 81-65	3156	(17)Payton, Adam (17)Kisielius, Laimis	(4)Stein, Peter (4)Schneider, David
1/29/07	7:30 PM	* at VCU	68-90 L	6228	(22)Kisielius, Laimis	(4)Kisielius, Laimis
1/31/07	7:00 PM	* JAMES MADISON	W 65-62	2534	(21)Mann, Nathan	(6)Smith, Alex
2/3/07	7 PM	* UNC WILMINGTON	61-67 L	2820	(24)Payton, Adam	(5)Payton, Adam
2/7/07	7 PM	* at James Madison	W 71-56	3213	(18)Payton, Adam	(6)Payton, Adam (6)Mann, Nathan

\* = Conference game

ATTENDANCE SUMMARY	GAMES	TOTALS	AVG/GAME
HOME.....	7	17488	2498
AWAY.....	7	27766	3967
NEUTRAL.....	0	0	0
TOTAL.....	14	45254	3232

**2006-07 William and Mary Basketball**  
**William and Mary Combined Team Statistics (as of Feb 07, 2007)**  
**Conference games**

<b>RECORD:</b>	<b>OVERALL</b>	<b>HOME</b>	<b>AWAY</b>	<b>NEUTRAL</b>
<b>ALL GAMES.....</b>	<b>(6-8)</b>	<b>(3-4)</b>	<b>(3-4)</b>	<b>(0-0)</b>
<b>CONFERENCE.....</b>	<b>(6-8)</b>	<b>(3-4)</b>	<b>(3-4)</b>	<b>(0-0)</b>
<b>NON-CONFERENCE.....</b>	<b>(0-0)</b>	<b>(0-0)</b>	<b>(0-0)</b>	<b>(0-0)</b>

## Player	GP-GS	Min--Avg	---TOTAL---			---3-PTS---			---REBOUNDS---								Pts	Avg		
			FG-FGA	Pct	3FG-FGA	Pct	FT-FTA	Pct	Off	Def	Tot	Avg	PF	FO	A	TO			Blk	Stl
24 Payton, Adam.....	14-13	454 32.4	75-150	.500	11-34	.324	63-72	.875	25	34	59	4.2	26	1	24	32	0	24	224	16.0
13 Kisielius, Laimis..	13-13	358 27.5	45-115	.391	16-45	.356	23-32	.719	15	31	46	3.5	34	1	38	27	3	5	129	9.9
11 Mann, Nathan.....	14-12	396 28.3	43-111	.387	28-80	.350	11-13	.846	5	33	38	2.7	24	1	30	20	1	12	125	8.9
02 Schneider, David...	14-13	437 31.2	35-107	.327	24-84	.286	25-39	.641	14	37	51	3.6	34	0	38	23	0	11	119	8.5
15 Stein, Peter.....	14-13	310 22.1	40-66	.606	8-14	.571	8-11	.727	9	31	40	2.9	41	2	19	20	6	5	96	6.9
04 Smith, Alex.....	14-2	195 13.9	26-46	.565	2-5	.400	20-25	.800	26	22	48	3.4	26	0	5	15	0	2	74	5.3
20 Carrabine, Kyle....	14-1	195 13.9	14-44	.318	8-32	.250	5-11	.455	3	19	22	1.6	8	0	7	7	1	3	41	2.9
45 Cofield, Corey.....	5-0	32 6.4	3-3	1.000	0-0	.000	7-9	.778	3	4	7	1.4	4	0	1	2	0	0	13	2.6
23 Darnell, Chris.....	14-0	143 10.2	11-27	.407	2-10	.200	7-13	.538	7	17	24	1.7	18	0	7	6	2	1	31	2.2
22 Sumner, Danny.....	10-0	49 4.9	7-16	.438	0-3	.000	4-6	.667	3	4	7	0.7	3	0	1	5	0	3	18	1.8
03 Trumbower, Adam....	14-3	147 10.5	6-19	.316	5-12	.417	4-6	.667	5	13	18	1.3	12	0	13	5	0	4	21	1.5
25 Stratton, Chris....	4-0	31 7.8	3-4	.750	0-0	.000	0-1	.000	0	3	3	0.8	5	0	0	2	1	1	6	1.5
00 Hess, Steven.....	9-0	52 5.8	4-5	.800	0-0	.000	0-0	.000	1	5	6	0.7	13	1	2	4	3	2	8	0.9
12 Barnett, Marcus....	3-0	2 0.7	0-1	.000	0-0	.000	0-0	.000	0	0	0	0.0	0	0	0	2	0	0	0	0.0
Team.....									13	32	45	3.2	0		3					

Total.....	14	2801	312-714	.437	104-319	.326	177-238	.744	129	285	414	29.6	248	6	185	173	17	73	905	64.6
Opponents.....	14	2801	331-702	.472	94-271	.347	197-268	.735	124	299	423	30.2	235	2	192	166	32	88	953	68.1

TEAM STATISTICS	W&M	OPP	DATE	OPPONENT	W/L	SCORE	ATTEND
SCORING.....	905	953	*12/05/06	TOWSON	L	60-73	2073
Points per game.....	64.6	68.1	*1/3/07	at George Mason	W	67-63	4409
Scoring margin.....	-3.4	-	*1/6/07	NORTHEASTERN	W	60-57	1764
FIELD GOALS-ATT.....	312-714	331-702	*1/8/07	at Georgia State	W	57-43	717
Field goal pct.....	.437	.472	*1/10/07	VCU	L	77-88	2412
3 POINT FG-ATT.....	104-319	94-271	*1/13/07	at Delaware	L	62-77	2906
3-point FG pct.....	.326	.347	*1/16/07	GEORGE MASON	L	63-76	2729
3-pt FG made per game..	7.4	6.7	*1/20/07	at Hofstra	L	69-77	3721
FREE THROWS-ATT.....	177-238	197-268	*1/24/07	at Old Dominion University	L	44-59	6572
Free throw pct.....	.744	.735	*1/27/07	GEORGIA STATE	W	81-65	3156
REBOUNDS.....	414	423	*1/29/07	at VCU	L	68-90	6228
Rebounds per game.....	29.6	30.2	*1/31/07	JAMES MADISON	W	65-62	2534
Rebounding margin.....	-0.6	-	*2/3/07	UNC WILMINGTON	L	61-67	2820
ASSISTS.....	185	192	*2/7/07	at James Madison	W	71-56	3213
Assists per game.....	13.2	13.7	* = Conference game				
TURNOVERS.....	173	166					
Turnovers per game....	12.4	11.9					
Turnover margin.....	-0.5	-					
Assist/turnover ratio..	1.1	1.2					
STEALS.....	73	88					
Steals per game.....	5.2	6.3					
BLOCKS.....	17	32					
Blocks per game.....	1.2	2.3					
WINNING STREAK.....	1	-					
Home win streak.....	0	-					
ATTENDANCE.....	17488	27766					
Home games-Avg/Game....	7-2498	7-3967					
Neutral site-Avg/Game..	-	0-0					

SCORE BY PERIODS:	1st	2nd	Total
William and Mary.....	410	495	- 905
Opponents.....	454	499	- 953

2006-07 WILLIAM and MARY BASKETBALL  
 WILLIAM and MARY Team Game-by-Game Comparison (as of Feb 07, 2007)  
 Conference games

Opponent	1st	2nd	Score	Mar	Total FG	FG Pct	3-Pointers	3FG Pct	Free Throws	FT Pct	Rebounds	Assist	TOver	Block	Steal	Fouls	
TOWSON.....	25/42	35/31	60-73	(13)	19-54/26-49	.352/.531	8-29/5-20	.276/.250	14-18/16-20	.778/.800	26/37	(11)	16/17	8/13	0/1	4/7	19/14
George Mason.....	31/33	36/30	67-63	+4	24-56/22-48	.429/.458	7-23/6-23	.304/.261	12-14/13-16	.857/.813	36/24	+12	16/18	12/12	0/2	4/5	16/15
NORTHEASTERN.....	26/27	34/30	60-57	+3	19-49/19-51	.388/.373	8-22/8-24	.364/.333	14-19/11-12	.737/.917	35/28	+7	11/11	11/11	3/2	7/4	11/14
Georgia State.....	22/18	35/25	57-43	+14	23-48/16-49	.479/.327	8-23/4-15	.348/.267	3-7/7-11	.429/.636	34/26	+8	14/12	15/12	1/2	6/7	15/13
VCU.....	29/39	48/49	77-88	(11)	21-49/25-42	.429/.595	8-21/7-14	.381/.500	27-34/31-37	.794/.838	27/26	+1	10/12	16/13	0/1	7/9	24/25
Delaware.....	25/38	37/39	62-77	(15)	22-58/23-42	.379/.548	2-22/12-25	.091/.480	16-20/19-25	.800/.760	32/27	+5	9/15	12/13	0/3	5/4	22/17
GEORGE MASON.....	32/39	31/37	63-76	(13)	23-47/28-52	.489/.538	9-25/11-23	.360/.478	8-10/9-16	.800/.563	29/24	+5	14/16	12/4	0/0	1/7	16/16
Hofstra.....	35/44	34/33	69-77	(8)	24-58/27-57	.414/.474	6-24/4-18	.250/.222	15-17/19-27	.882/.704	29/41	(12)	15/10	12/12	1/3	5/6	24/18
Old Dominion University.....	27/14	17/45	44-59	(15)	14-44/21-57	.318/.368	7-23/4-19	.304/.211	9-15/13-15	.600/.867	28/40	(12)	9/15	16/8	3/4	5/6	19/17
GEORGIA STATE.....	34/28	47/37	81-65	+16	28-46/24-47	.609/.511	12-25/6-19	.480/.316	13-17/11-14	.765/.786	24/21	+3	18/13	12/16	3/3	7/5	13/15
VCU.....	35/47	33/43	68-90	(22)	25-52/34-61	.481/.557	6-17/12-24	.353/.500	12-14/10-15	.857/.667	25/31	(6)	11/19	16/9	0/4	4/9	14/17
JAMES MADISON.....	32/26	33/36	65-62	+3	23-49/24-55	.469/.436	8-19/6-19	.421/.316	11-16/8-11	.688/.727	30/32	(2)	16/10	10/12	3/1	5/7	12/15
UNC WILMINGTON.....	29/37	32/30	61-67	(6)	20-54/24-42	.370/.571	7-27/6-13	.259/.462	14-20/13-21	.700/.619	27/32	(5)	11/16	7/15	2/4	7/3	19/16
James Madison.....	28/22	43/34	71-56	+15	27-50/18-50	.540/.360	8-19/3-15	.421/.200	9-17/17-28	.529/.607	32/34	(2)	15/8	14/16	1/2	6/9	24/23

Note: Game totals are displayed in the format TEAM/OPPONENT for each category

**2006-07 William and Mary Basketball**  
**William and Mary Team Game-by-Game (as of Feb 07, 2007)**  
**All games**

TEAM STATISTICS

Opponent	Date	Score	W/L	---TOTAL---				--3-PTRS--				----REBOUNDS----				PF		A		TO		Blk		Stl		Pts---Avg	
				FG-FGA	Pct	3FG-FGA	Pct	FT-FTA	Pct	Off	Def	Tot	Avg	PF	A	TO	Blk	Stl	Pts	Avg							
at Kansas State	11/11/06	60-70	L	21-53	.396	8-21	.381	10-18	.556	10	27	37	37.0	24	16	19	1	6	60	60.0							
WAGNER	11/20/06	77-53	W	32-64	.500	7-19	.368	6-12	.500	10	32	42	39.5	25	16	13	4	8	77	68.5							
at Holy Cross	11/25/06	57-66	L	22-56	.393	5-17	.294	8-14	.571	10	22	32	37.0	20	11	15	2	4	57	64.7							
at Navy	11/28/06	63-79	L	22-55	.400	4-21	.190	15-20	.750	12	18	30	35.2	13	11	18	2	6	63	64.2							
JACKSONVILLE STATE	12/01/06	59-56	W	20-49	.408	2-11	.182	17-33	.515	17	30	47	37.6	11	11	28	2	9	59	63.2							
CORNELL	12/02/06	73-68	Wot	24-56	.429	9-24	.375	16-24	.667	14	19	33	36.8	15	16	13	3	7	73	64.8							
TOWSON	12/05/06	60-73	L	19-54	.352	8-29	.276	14-18	.778	5	21	26	35.3	19	16	8	0	4	60	64.1							
NORTH FLORIDA	12/08/06	61-44	W	20-47	.426	5-20	.250	16-25	.640	9	26	35	35.2	12	14	11	4	12	61	63.8							
UMBC	12/22/06	70-58	W	21-42	.500	7-15	.467	21-22	.955	5	18	23	33.9	13	11	9	2	3	70	64.4							
HAMPTON	12/28/06	72-67	W	21-41	.512	9-20	.450	21-29	.724	11	14	25	33.0	21	13	24	2	3	72	65.2							
RICHMOND	12/31/06	61-53	W	20-42	.476	7-20	.350	14-25	.560	13	27	40	33.6	14	12	16	2	4	61	64.8							
at George Mason	1/3/07	67-63	W	24-56	.429	7-23	.304	12-14	.857	13	23	36	33.8	16	16	12	0	4	67	65.0							
NORTHEASTERN	1/6/07	60-57	W	19-49	.388	8-22	.364	14-19	.737	9	26	35	33.9	11	11	11	3	7	60	64.6							
at Georgia State	1/8/07	57-43	W	23-48	.479	8-23	.348	3-7	.429	8	26	34	33.9	15	14	15	1	6	57	64.1							
VCU	1/10/07	77-88	L	21-49	.429	8-21	.381	27-34	.794	11	16	27	33.5	24	10	16	0	7	77	64.9							
at Delaware	1/13/07	62-77	L	22-58	.379	2-22	.091	16-20	.800	15	17	32	33.4	22	9	12	0	5	62	64.8							
GEORGE MASON	1/16/07	63-76	L	23-47	.489	9-25	.360	8-10	.800	6	23	29	33.1	16	14	12	0	1	63	64.6							
at Hofstra	1/20/07	69-77	L	24-58	.414	6-24	.250	15-17	.882	10	19	29	32.9	24	15	12	1	5	69	64.9							
at Old Dominion Unive	1/24/07	44-59	L	14-44	.318	7-23	.304	9-15	.600	4	24	28	32.6	19	9	16	3	5	44	63.8							
GEORGIA STATE	1/27/07	81-65	W	28-46	.609	12-25	.480	13-17	.765	9	15	24	32.2	13	18	12	3	7	81	64.7							
at VCU	1/29/07	68-90	L	25-52	.481	6-17	.353	12-14	.857	12	13	25	31.9	14	11	16	0	4	68	64.8							
JAMES MADISON	1/31/07	65-62	W	23-49	.469	8-19	.421	11-16	.688	10	20	30	31.8	12	16	10	3	5	65	64.8							
UNC WILMINGTON	2/3/07	61-67	L	20-54	.370	7-27	.259	14-20	.700	9	18	27	31.6	19	11	7	2	7	61	64.7							
at James Madison	2/7/07	71-56	W	27-50	.540	8-19	.421	9-17	.529	8	24	32	31.6	24	15	14	1	6	71	64.9							
William and Mary		1558		535-1219	.439	167-507	.329	321-460	.698	240	518	758	31.6	416	316	339	41	135	1558	64.9							
Opponents		1567		553-1256	.440	152-489	.311	309-446	.693	250	512	762	31.8	433	307	316	60	163	1567	65.3							

Games played: 24  
Points/game: 64.9  
FG Pct: 43.9  
3FG Pct: 32.9  
FT Pct: 69.8

Rebounds/game: 31.6  
Assists/game: 13.2  
Turnovers/game: 14.1  
Assist/turnover ratio: 0.9  
Steals/game: 5.6  
Blocks/game: 1.7

**2006-07 William and Mary Basketball**  
**William and Mary Game-by-Game Points-Rebounds-Assists (as of Feb 07, 2007)**  
**All games**

Opponent	Date	Score	WL	00	02	03	04	11	12	13	15	20
				HESS,STEV	SCHNEIDER	TRUMBOWER	SMITH,ALE	MANN,NATH	BARNETT,M	KISIELIUS	STEIN,PET	CARRABINE
at Kansas State	11/11/06	60-70	L	3- 3- 0	18- 9- 7	0- 1- 0	2- 3- 0	5- 1- 1	DNP	16- 2- 2	4- 6- 2	0- 0- 0
WAGNER	11/20/06	77-53	W	2- 3- 0	8- 2- 6	2- 1- 1	2- 5- 0	0- 3- 1	0- 1- 0	18- 2- 1	2- 0- 1	4- 1- 0
at Holy Cross	11/25/06	57-66	L	DNP	4- 1- 1	0- 1- 1	3- 2- 0	12- 6- 4	DNP	10- 3- 1	3- 0- 0	0- 0- 0
at Navy	11/28/06	63-79	L	2- 0- 0	DNP	12- 6- 4	9- 4- 1	3- 2- 3	DNP	8- 4- 0	4- 2- 0	9- 0- 0
JACKSONVILLE STATE	12/01/06	59-56	W	0- 1- 0	DNP	2- 5- 1	2- 3- 0	8- 5- 2	DNP	20- 6- 1	2- 6- 4	2- 2- 1
CORNELL	12/02/06	73-68	WO	0- 0- 0	DNP	7- 2- 5	6- 2- 0	15- 4- 1	DNP	21- 6- 4	2- 4- 2	5- 1- 0
TOWSON	12/05/06	60-73	L	0- 1- 0	18- 2- 2	2- 4- 3	0- 2- 0	6- 0- 2	DNP	0- 0- 4	6- 4- 4	10- 2- 0
NORTH FLORIDA	12/08/06	61-44	W	3- 1- 0	10- 3- 5	2- 3- 2	3- 1- 0	13- 9- 3	0- 0- 0	5- 2- 3	10- 4- 0	5- 1- 0
UMBC	12/22/06	70-58	W	4- 0- 1	11- 1- 2	6- 0- 0	9- 5- 0	5- 0- 2	DNP	19- 3- 2	4- 2- 0	5- 4- 0
HAMPTON	12/28/06	72-67	W	2- 2- 0	6- 3- 3	1- 2- 1	8- 3- 1	12- 3- 1	DNP	18- 1- 3	7- 3- 1	6- 1- 1
RICHMOND	12/31/06	61-53	W	DNP	9- 3- 0	0- 0- 1	12- 4- 0	3- 8- 4	DNP	11- 8- 3	4- 8- 1	7- 2- 0
at George Mason	1/3/07	67-63	W	DNP	10- 2- 4	0- 0- 0	11- 4- 1	14- 0- 1	DNP	9- 8- 5	4- 3- 1	5- 4- 1
NORTHEASTERN	1/6/07	60-57	W	DNP	13- 8- 2	0- 1- 1	4- 1- 1	2- 5- 1	DNP	9- 2- 2	9- 3- 0	6- 3- 2
at Georgia State	1/8/07	57-43	W	0- 0- 0	7- 6- 4	0- 1- 0	7- 1- 0	7- 6- 4	0- 0- 0	12- 3- 1	5- 7- 4	5- 1- 0
VCU	1/10/07	77-88	L	0- 0- 0	10- 4- 3	0- 0- 0	12- 5- 0	14- 5- 2	DNP	7- 2- 2	0- 1- 0	0- 0- 0
at Delaware	1/13/07	62-77	L	DNP	7- 2- 1	0- 0- 0	16- 9- 0	2- 3- 2	DNP	2- 7- 3	5- 2- 0	5- 1- 1
GEORGE MASON	1/16/07	63-76	L	DNP	11- 7- 2	0- 1- 1	0- 0- 0	13- 4- 1	DNP	17- 6- 4	8- 2- 0	3- 1- 0
at Hofstra	1/20/07	69-77	L	0- 0- 0	6- 4- 4	0- 1- 0	8- 6- 1	9- 0- 4	DNP	15- 6- 2	6- 1- 1	0- 3- 1
at Old Dominion Univers	1/24/07	44-59	L	2- 3- 0	9- 2- 1	6- 1- 0	1- 3- 0	0- 3- 3	DNP	4- 1- 3	2- 1- 1	4- 0- 0
GEORGIA STATE	1/27/07	81-65	W	0- 1- 1	9- 4- 5	8- 3- 2	3- 3- 1	5- 1- 1	0- 0- 0	17- 2- 5	12- 4- 0	0- 2- 0
at VCU	1/29/07	68-90	L	DNP	5- 2- 1	0- 3- 0	6- 3- 0	6- 1- 2	DNP	22- 4- 3	6- 3- 2	0- 1- 1
JAMES MADISON	1/31/07	65-62	W	2- 0- 0	2- 2- 6	2- 0- 2	2- 6- 1	21- 2- 2	DNP	13- 4- 2	7- 2- 1	0- 2- 0
UNC WILMINGTON	2/3/07	61-67	L	0- 0- 0	1- 2- 1	0- 0- 1	2- 4- 0	12- 2- 2	DNP	DNP	9- 4- 3	3- 2- 0
at James Madison	2/7/07	71-56	W	4- 1- 1	11- 4- 2	3- 3- 3	2- 1- 0	14- 6- 3	0- 0- 0	2- 1- 2	17- 3- 2	0- 0- 1

Opponent	Date	Score	WL	22	23	24	25	45
				SUMNER,DA	DARNELL,C	PAYTON,AD	STRATTON,	COFIELD,C
at Kansas State	11/11/06	60-70	L	0- 0- 0	3- 3- 1	5- 3- 2	DNP	4- 0- 1
WAGNER	11/20/06	77-53	W	12- 3- 1	7- 5- 3	9- 8- 2	2- 1- 0	9- 5- 0
at Holy Cross	11/25/06	57-66	L	2- 4- 0	0- 0- 0	15- 5- 3	DNP	8- 6- 1
at Navy	11/28/06	63-79	L	4- 1- 1	0- 2- 1	12- 3- 1	DNP	0- 3- 0
JACKSONVILLE STATE	12/01/06	59-56	W	0- 2- 0	0- 5- 1	18- 5- 0	DNP	5- 2- 1
CORNELL	12/02/06	73-68	WO	2- 0- 0	3- 1- 3	10- 2- 1	DNP	2- 4- 0
TOWSON	12/05/06	60-73	L	0- 1- 1	2- 3- 0	16- 4- 0	DNP	0- 1- 0
NORTH FLORIDA	12/08/06	61-44	W	0- 0- 0	0- 0- 0	10- 3- 0	0- 0- 0	0- 0- 1
UMBC	12/22/06	70-58	W	DNP	0- 0- 0	7- 4- 4	DNP	DNP
HAMPTON	12/28/06	72-67	W	DNP	0- 0- 0	12- 2- 2	DNP	DNP
RICHMOND	12/31/06	61-53	W	DNP	2- 3- 1	13- 4- 2	DNP	DNP
at George Mason	1/3/07	67-63	W	DNP	2- 4- 1	12- 9- 2	DNP	DNP
NORTHEASTERN	1/6/07	60-57	W	DNP	2- 3- 0	15- 2- 2	DNP	0- 1- 0
at Georgia State	1/8/07	57-43	W	2- 0- 0	5- 1- 0	7- 4- 1	0- 0- 0	0- 0- 0
VCU	1/10/07	77-88	L	2- 0- 0	0- 1- 1	26- 5- 2	DNP	6- 1- 0
at Delaware	1/13/07	62-77	L	4- 0- 0	2- 1- 0	19- 3- 2	DNP	DNP
GEORGE MASON	1/16/07	63-76	L	DNP	0- 0- 0	4- 3- 5	DNP	7- 4- 1
at Hofstra	1/20/07	69-77	L	0- 0- 0	2- 1- 0	23- 3- 2	DNP	DNP
at Old Dominion Univers	1/24/07	44-59	L	DNP	1- 4- 1	15- 6- 0	DNP	DNP
GEORGIA STATE	1/27/07	81-65	W	0- 2- 0	8- 0- 2	17- 1- 1	2- 0- 0	DNP
at VCU	1/29/07	68-90	L	7- 2- 0	4- 3- 0	12- 3- 2	DNP	DNP
JAMES MADISON	1/31/07	65-62	W	0- 0- 0	0- 1- 0	16- 5- 2	DNP	DNP
UNC WILMINGTON	2/3/07	61-67	L	3- 2- 0	3- 2- 2	24- 5- 2	4- 0- 0	DNP
at James Madison	2/7/07	71-56	W	0- 0- 0	0- 0- 0	18- 6- 1	0- 3- 0	DNP

2006-07 William and Mary Basketball  
 William and Mary Season Box - Average per 40 Minutes (as of Feb 07, 2007)  
 All games

# Player	Win	FGM	FGA	Pct	3FGM	3FGA	Pct	FTM	FTA	Pct	Oreb	Dreb	TReb	PF	A	T0	A/T0	Blk	Stl	Pts
12 Barrett, Marcus.....	40	0.0	8.0	.000	0.0	0.0	.000	0.0	8.0	.000	0.0	8.0	8.0	0.0	16.0	0.00	8.0	0.0	0.0	0.0
20 Kyle Carrabine.....	40	3.7	9.8	.382	2.3	7.4	.316	1.0	2.1	.500	0.8	3.6	4.4	1.4	1.2	1.4	0.82	0.1	0.5	10.8
45 Coffield, Corey.....	40	5.2	12.8	.410	0.0	0.0	.000	3.0	4.9	.600	2.6	6.2	8.9	4.3	1.6	5.6	0.29	0.3	1.3	13.4
23 Darrell, Chris.....	40	2.8	7.3	.378	0.6	2.1	.308	1.3	2.9	.444	1.8	5.2	7.0	4.7	2.8	2.8	1.00	0.8	0.5	7.4
00 Hess, Steven.....	40	3.3	5.8	.563	0.0	0.0	.000	2.2	4.7	.462	1.5	4.4	5.8	8.4	1.1	2.9	0.38	1.8	0.7	8.7
13 Kistelius, Laimis...	40	5.4	11.3	.484	1.9	4.4	.432	3.7	5.0	.726	1.8	3.2	5.0	3.1	3.5	3.4	1.04	0.6	0.9	16.5
11 Mann, Nathan.....	40	4.2	11.4	.368	2.3	7.6	.307	1.3	1.6	.815	0.6	4.1	4.7	2.6	3.1	2.0	1.53	0.1	1.0	12.1
24 Payton, Adam.....	40	5.9	12.5	.472	1.0	3.0	.339	5.0	5.8	.862	2.0	3.2	5.2	2.1	2.2	3.0	0.72	0.1	2.1	17.8
02 Schneider, David....	40	3.2	9.5	.333	2.3	7.4	.306	2.7	4.1	.657	1.0	3.5	4.5	3.2	3.8	2.4	1.55	0.0	1.4	11.3
04 Smith, Alex.....	40	5.7	10.7	.538	0.2	0.8	.286	3.2	4.7	.683	4.4	4.8	9.2	5.5	0.8	3.1	0.26	0.5	0.7	14.9
15 Stein, Peter.....	40	4.5	7.2	.622	0.6	1.3	.500	1.4	2.6	.563	1.9	4.1	6.0	5.3	2.4	3.0	0.79	0.7	0.6	11.0
25 Stratton, Chris.....	40	4.7	5.9	.800	0.0	0.0	.000	0.0	1.2	.000	1.2	3.5	4.7	5.9	0.0	2.4	0.00	1.2	1.2	9.4
22 Summer, Danny.....	40	5.1	15.4	.333	0.6	4.8	.133	1.3	4.2	.308	3.5	1.9	5.4	1.3	1.0	3.2	0.30	0.3	1.9	12.2
03 Trumbower, Adam.....	40	2.0	5.2	.378	0.8	3.0	.286	2.7	3.2	.826	1.4	4.1	5.5	3.9	4.1	2.4	1.71	0.0	1.1	7.5
Total.....	40	22.2	50.5	.439	6.9	21.0	.329	13.3	19.1	.698	9.9	21.5	31.4	17.2	13.1	14.0	0.93	1.7	5.6	64.6
Opponents.....	40	22.9	52.1	.440	6.3	20.3	.311	12.8	18.5	.693	10.4	21.2	31.6	17.9	12.7	13.1	0.97	2.5	6.8	64.9

Note: All statistics are pro-rated based on an average per 40-minute game.



**2006-07 William and Mary Basketball**  
**William and Mary Combined Team Statistics (as of Feb 07, 2007)**  
**Home games**

<b>RECORD:</b>	<b>OVERALL</b>	<b>HOME</b>	<b>AWAY</b>	<b>NEUTRAL</b>
<b>ALL GAMES.....</b>	<b>(10-4)</b>	<b>(10-4)</b>	<b>(0-0)</b>	<b>(0-0)</b>
<b>CONFERENCE.....</b>	<b>(3-4)</b>	<b>(3-4)</b>	<b>(0-0)</b>	<b>(0-0)</b>
<b>NON-CONFERENCE.....</b>	<b>(7-0)</b>	<b>(7-0)</b>	<b>(0-0)</b>	<b>(0-0)</b>

## Player	GP-GS	Min--Avg	---TOTAL---			---3-PTS---			----REBOUNDS----								Pts	Avg			
			FG-FGA	Pct	3FG-FGA	Pct	FT-FTA	Pct	Off	Def	Tot	Avg	PF	FO	A	TO			Blk	Stl	
24 Payton, Adam.....	14-12	430	30.7	59-121	.488	15-32	.469	64-76	.842	18	35	53	3.8	21	1	25	35	0	24	197	14.1
13 Kisielius, Laimis..	13-12	399	30.7	57-110	.518	20-50	.400	41-58	.707	19	25	44	3.4	25	1	36	27	9	10	175	13.5
11 Mann, Nathan.....	14-12	398	28.4	43-113	.381	22-70	.314	21-23	.913	7	44	51	3.6	24	0	25	20	2	11	129	9.2
02 Schneider, David...	12-11	368	30.7	30-83	.361	24-70	.343	24-36	.667	8	33	41	3.4	24	0	37	19	0	10	108	9.0
15 Stein, Peter.....	14-12	302	21.6	33-53	.623	3-10	.500	11-22	.500	15	32	47	3.4	38	1	17	22	7	6	82	5.9
04 Smith, Alex.....	14-3	210	15.0	25-49	.510	0-1	.000	15-24	.625	21	23	44	3.1	27	0	4	14	3	4	65	4.6
20 Carrabine, Kyle....	14-2	185	13.2	19-46	.413	12-36	.333	6-12	.500	4	20	24	1.7	7	0	4	5	1	1	56	4.0
45 Cofield, Corey.....	8-1	70	8.8	10-26	.385	0-0	.000	9-13	.692	5	13	18	2.3	11	0	3	12	1	4	29	3.6
03 Trumbower, Adam....	14-3	183	13.1	9-22	.409	3-12	.250	11-12	.917	5	17	22	1.6	18	0	21	12	0	8	32	2.3
22 Sumner, Danny.....	9-1	61	6.8	8-28	.286	2-10	.200	1-8	.125	7	3	10	1.1	0	0	2	4	1	3	19	2.1
25 Stratton, Chris....	4-0	16	4.0	4-4	1.000	0-0	.000	0-0	.000	1	0	1	0.3	1	0	0	1	1	0	8	2.0
23 Darnell, Chris.....	14-1	139	9.9	10-26	.385	3-6	.500	4-10	.400	8	16	24	1.7	17	0	13	14	2	3	27	1.9
00 Hess, Steven.....	11-0	60	5.5	4-8	.500	0-0	.000	5-9	.556	2	7	9	0.8	11	0	2	4	2	0	13	1.2
12 Barnett, Marcus....	3-0	4	1.3	0-0	.000	0-0	.000	0-1	.000	0	1	1	0.3	1	0	0	1	1	0	0	0.0
Team.....										18	36	54	3.9	0		0					

Total.....	14	2825	311-689	.451	106-297	.357	212-304	.697	138	305	443	31.6	225	3	189	190	30	84	940	67.1
Opponents.....	14	2825	319-708	.451	87-282	.309	162-236	.686	125	284	409	29.2	258	7	160	195	26	86	887	63.4

TEAM STATISTICS	W&M	OPP	DATE	OPPONENT	W/L	SCORE	ATTEND	
SCORING.....	940	887	11/20/06	WAGNER	W	77-53	3197	
Points per game.....	67.1	63.4	12/01/06	JACKSONVILLE STATE	W	59-56	2684	
Scoring margin.....	+3.8	-	12/02/06	CORNELL	W OT	73-68	2118	
FIELD GOALS-ATT.....	311-689	319-708	*12/05/06	TOWSON	L	60-73	2073	
Field goal pct.....	.451	.451	12/08/06	NORTH FLORIDA	W	61-44	2135	
3 POINT FG-ATT.....	106-297	87-282	12/22/06	UMBC	W	70-58	1421	
3-point FG pct.....	.357	.309	12/28/06	HAMPTON	W	72-67	2107	
3-pt FG made per game..	7.6	6.2	12/31/06	RICHMOND	W	61-53	1922	
FREE THROWS-ATT.....	212-304	162-236	*1/6/07	NORTHEASTERN	W	60-57	1764	
Free throw pct.....	.697	.686	*1/10/07	VCU	L	77-88	2412	
REBOUNDS.....	443	409	*1/16/07	GEORGE MASON	L	63-76	2729	
Rebounds per game.....	31.6	29.2	*1/27/07	GEORGIA STATE	W	81-65	3156	
Rebounding margin.....	+2.4	-	*1/31/07	JAMES MADISON	W	65-62	2534	
ASSISTS.....	189	160	*2/3/07	UNC WILMINGTON	L	61-67	2820	
Assists per game.....	13.5	11.4	* = Conference game					
TURNOVERS.....	190	195						
Turnovers per game....	13.6	13.9						
Turnover margin.....	+0.4	-						
Assist/turnover ratio..	1.0	0.8						
STEALS.....	84	86						
Steals per game.....	6.0	6.1						
BLOCKS.....	30	26						
Blocks per game.....	2.1	1.9						
WINNING STREAK.....	0	-						
Home win streak.....	0	-						
ATTENDANCE.....	33072	0						
Home games-Avg/Game....	14-2362	0-0						
Neutral site-Avg/Game..	-	0-0						

SCORE BY PERIODS:	1st	2nd	OT	Total
William and Mary.....	410	519	11	940
Opponents.....	391	490	6	887

**2006-07 William and Mary Basketball**  
**William and Mary Combined Team Statistics (as of Feb 07, 2007)**  
**Away games**

<b>RECORD:</b>	<b>OVERALL</b>	<b>HOME</b>	<b>AWAY</b>	<b>NEUTRAL</b>
<b>ALL GAMES.....</b>	<b>(3-7)</b>	<b>(0-0)</b>	<b>(3-7)</b>	<b>(0-0)</b>
<b>CONFERENCE.....</b>	<b>(3-4)</b>	<b>(0-0)</b>	<b>(3-4)</b>	<b>(0-0)</b>
<b>NON-CONFERENCE.....</b>	<b>(0-3)</b>	<b>(0-0)</b>	<b>(0-3)</b>	<b>(0-0)</b>

## Player	GP-GS	Min--Avg	---TOTAL---			---3-PTS---			---REBOUNDS---				PF	FO	A	TO	Blk	Stl	Pts	Avg
			FG-FGA	Pct	3FG-FGA	Pct	FT-FTA	Pct	Off	Def	Tot	Avg								
24 Payton, Adam.....	10-10	322 32.2	52-114	.456	4-24	.167	30-33	.909	20	25	45	4.5	19	0	16	22	1	15	138	13.8
13 Kisielius, Laimis..	10-10	269 26.9	34-78	.436	12-24	.500	20-26	.769	11	28	39	3.9	26	0	22	29	1	5	100	10.0
02 Schneider, David...	9-9	287 31.9	22-73	.301	13-51	.255	20-31	.645	8	24	32	3.6	29	0	25	21	0	13	77	8.6
11 Mann, Nathan.....	10-9	268 26.8	27-77	.351	17-57	.298	1-4	.250	3	25	28	2.8	20	2	27	14	0	5	72	7.2
04 Smith, Alex.....	10-0	138 13.8	25-44	.568	2-6	.333	13-17	.765	17	19	36	3.6	21	1	3	13	1	2	65	6.5
15 Stein, Peter.....	10-9	198 19.8	23-37	.622	3-6	.500	7-10	.700	9	19	28	2.8	28	1	13	16	2	2	56	5.6
45 Cofield, Corey.....	4-1	52 13.0	6-13	.462	0-0	.000	0-2	.000	3	6	9	2.3	2	0	2	5	0	0	12	3.0
20 Kyle Carrabine.....	10-0	125 12.5	10-30	.333	6-21	.286	2-4	.500	2	8	10	1.0	4	0	5	6	0	3	28	2.8
22 Sumner, Danny.....	8-0	64 8.0	8-20	.400	0-5	.000	3-5	.600	4	3	7	0.9	4	0	1	6	0	3	19	2.4
03 Trumbower, Adam....	10-1	101 10.1	5-15	.333	3-9	.333	8-11	.727	5	12	17	1.7	10	0	8	5	0	0	21	2.1
23 Darnell, Chris.....	10-1	108 10.8	7-19	.368	1-7	.143	4-8	.500	3	16	19	1.9	12	0	4	3	3	0	19	1.9
00 Hess, Steven.....	6-0	50 8.3	5-8	.625	0-0	.000	1-4	.250	2	5	7	1.2	12	1	1	4	3	2	11	1.8
12 Barnett, Marcus....	2-0	1 0.5	0-1	.000	0-0	.000	0-0	.000	0	0	0	0.0	0	0	0	1	0	0	0	0.0
25 Stratton, Chris....	2-0	18 9.0	0-1	.000	0-0	.000	0-1	.000	0	3	3	1.5	4	0	0	1	0	1	0	0.0
Team.....									15	20	35	3.5	0		3					

Total.....	10	2001	224-530	.423	61-210	.290	109-156	.699	102	213	315	31.5	191	5	127	149	11	51	618	61.8
Opponents.....	10	2001	234-548	.427	65-207	.314	147-210	.700	125	228	353	35.3	175	2	147	121	34	77	680	68.0

TEAM STATISTICS	W&M	OPP	DATE	OPPONENT	W/L	SCORE	ATTEND
SCORING.....	618	680	11/11/06	at Kansas State	L	60-70	11390
Points per game.....	61.8	68.0	11/25/06	at Holy Cross	L	57-66	2103
Scoring margin.....	-6.2	-	11/28/06	at Navy	L	63-79	1285
FIELD GOALS-ATT.....	224-530	234-548	*1/3/07	at George Mason	W	67-63	4409
Field goal pct.....	.423	.427	*1/8/07	at Georgia State	W	57-43	717
3 POINT FG-ATT.....	61-210	65-207	*1/13/07	at Delaware	L	62-77	2906
3-point FG pct.....	.290	.314	*1/20/07	at Hofstra	L	69-77	3721
3-pt FG made per game..	6.1	6.5	*1/24/07	at Old Dominion University	L	44-59	6572
FREE THROWS-ATT.....	109-156	147-210	*1/29/07	at VCU	L	68-90	6228
Free throw pct.....	.699	.700	*2/7/07	at James Madison	W	71-56	3213
REBOUNDS.....	315	353	* = Conference game				
Rebounds per game.....	31.5	35.3					
Rebounding margin.....	-3.8	-					
ASSISTS.....	127	147					
Assists per game.....	12.7	14.7					
TURNOVERS.....	149	121					
Turnovers per game.....	14.9	12.1					
Turnover margin.....	-2.8	-					
Assist/turnover ratio..	0.9	1.2					
STEALS.....	51	77					
Steals per game.....	5.1	7.7					
BLOCKS.....	11	34					
BBlocks per game.....	1.1	3.4					
WINNING STREAK.....	1	-					
Home win streak.....	0	-					
ATTENDANCE.....	0	42544					
Home games-Avg/Game....	0-0	10-4254					
Neutral site-Avg/Game..	-	0-0					

SCORE BY PERIODS:	1st	2nd	Total
William and Mary.....	284	334	- 618
Opponents.....	322	358	- 680

**2006-07 William and Mary Basketball**  
**William and Mary Combined Team Statistics (as of Feb 07, 2007)**  
**Games won**

<b>RECORD:</b>	<b>OVERALL</b>	<b>HOME</b>	<b>AWAY</b>	<b>NEUTRAL</b>
<b>ALL GAMES.....</b>	<b>(13-0)</b>	<b>(10-0)</b>	<b>(3-0)</b>	<b>(0-0)</b>
<b>CONFERENCE.....</b>	<b>(6-0)</b>	<b>(3-0)</b>	<b>(3-0)</b>	<b>(0-0)</b>
<b>NON-CONFERENCE.....</b>	<b>(7-0)</b>	<b>(7-0)</b>	<b>(0-0)</b>	<b>(0-0)</b>

## Player	GP-GS	Min--Avg	---TOTAL---			---3-PTS---			---REBOUNDS---								Pts	Avg		
			FG-FGA	Pct	3FG-FGA	Pct	FT-FTA	Pct	Off	Def	Tot	Avg	PF	FO	A	TO			Blk	Stl
13 Kisielius, Laimis..	13-12	383 29.5	56-103	.544	19-42	.452	43-62	.694	22	26	48	3.7	25	0	34	30	9	12	174	13.4
24 Payton, Adam.....	13-12	396 30.5	52-106	.491	11-24	.458	49-57	.860	19	36	55	4.2	15	0	20	35	0	19	164	12.6
11 Mann, Nathan.....	13-11	372 28.6	43-111	.387	21-67	.313	12-16	.750	8	44	52	4.0	14	0	26	21	2	9	119	9.2
02 Schneider, David...	11-11	345 31.4	28-76	.368	21-62	.339	19-32	.594	6	32	38	3.5	21	0	39	20	0	13	96	8.7
15 Stein, Peter.....	13-12	285 21.9	33-48	.688	6-9	.667	13-23	.565	14	35	49	3.8	35	0	17	18	6	6	85	6.5
04 Smith, Alex.....	13-1	188 14.5	28-51	.549	1-3	.333	14-22	.636	17	22	39	3.0	27	0	5	16	3	3	71	5.5
20 Carrabine, Kyle....	13-1	167 12.8	18-37	.486	10-26	.385	4-7	.571	5	19	24	1.8	6	0	6	6	1	3	50	3.8
45 Cofield, Corey.....	6-1	45 7.5	7-23	.304	0-0	.000	2-4	.500	2	10	12	2.0	9	0	2	10	1	4	16	2.7
03 Trumbower, Adam....	13-2	170 13.1	10-22	.455	4-12	.333	9-12	.750	5	16	21	1.6	17	0	19	12	0	7	33	2.5
23 Darnell, Chris.....	13-1	132 10.2	12-27	.444	2-7	.286	3-8	.375	8	15	23	1.8	17	0	11	10	3	2	29	2.2
22 Sumner, Danny.....	8-1	53 6.6	7-21	.333	2-8	.250	0-6	.000	6	1	7	0.9	0	0	1	2	1	2	16	2.0
00 Hess, Steven.....	10-0	61 6.1	6-10	.600	0-0	.000	5-9	.556	3	6	9	0.9	11	0	3	4	3	0	17	1.7
25 Stratton, Chris....	5-0	23 4.6	2-3	.667	0-0	.000	0-1	.000	1	3	4	0.8	4	0	0	2	0	1	4	0.8
12 Barnett, Marcus....	5-0	5 1.0	0-1	.000	0-0	.000	0-1	.000	0	1	1	0.2	1	0	0	2	1	0	0	0.0
Team.....									20	34	54	4.2	0		0					

Total.....	13	2625	302-639	.473	97-260	.373	173-260	.665	136	300	436	33.5	202	0	183	188	30	81	874	67.2
Opponents.....	13	2625	272-670	.406	71-265	.268	130-197	.660	130	244	374	28.8	238	8	137	190	26	81	745	57.3

TEAM STATISTICS	W&M	OPP	DATE	OPPONENT	W/L	SCORE	ATTEND
SCORING.....	874	745	11/20/06	WAGNER	W	77-53	3197
Points per game.....	67.2	57.3	12/01/06	JACKSONVILLE STATE	W	59-56	2684
Scoring margin.....	+9.9	-	12/02/06	CORNELL	W OT	73-68	2118
FIELD GOALS-ATT.....	302-639	272-670	12/08/06	NORTH FLORIDA	W	61-44	2135
Field goal pct.....	.473	.406	12/22/06	UMBC	W	70-58	1421
3 POINT FG-ATT.....	97-260	71-265	12/28/06	HAMPTON	W	72-67	2107
3-point FG pct.....	.373	.268	12/31/06	RICHMOND	W	61-53	1922
3-pt FG made per game..	7.5	5.5	*1/3/07	at George Mason	W	67-63	4409
FREE THROWS-ATT.....	173-260	130-197	*1/6/07	NORTHEASTERN	W	60-57	1764
Free throw pct.....	.665	.660	*1/8/07	at Georgia State	W	57-43	717
REBOUNDS.....	436	374	*1/27/07	GEORGIA STATE	W	81-65	3156
Rebounds per game.....	33.5	28.8	*1/31/07	JAMES MADISON	W	65-62	2534
Rebounding margin.....	+4.8	-	*2/7/07	at James Madison	W	71-56	3213
ASSISTS.....	183	137	* = Conference game				
Assists per game.....	14.1	10.5					
TURNOVERS.....	188	190					
Turnovers per game....	14.5	14.6					
Turnover margin.....	+0.2	-					
Assist/turnover ratio..	1.0	0.7					
STEALS.....	81	81					
Steals per game.....	6.2	6.2					
BLOCKS.....	30	26					
Blocks per game.....	2.3	2.0					
WINNING STREAK.....	13	-					
Home win streak.....	10	-					
ATTENDANCE.....	23038	8339					
Home games-Avg/Game....	10-2304	3-2780					
Neutral site-Avg/Game..	-	0-0					

SCORE BY PERIODS:	1st	2nd	OT	Total
William and Mary.....	376	487	11	874
Opponents.....	307	432	6	745

**2006-07 William and Mary Basketball**  
**William and Mary Combined Team Statistics (as of Feb 07, 2007)**  
**Games lost**

<b>RECORD:</b>	<b>OVERALL</b>	<b>HOME</b>	<b>AWAY</b>	<b>NEUTRAL</b>
<b>ALL GAMES.....</b>	<b>(0-11)</b>	<b>(0-4)</b>	<b>(0-7)</b>	<b>(0-0)</b>
<b>CONFERENCE.....</b>	<b>(0-8)</b>	<b>(0-4)</b>	<b>(0-4)</b>	<b>(0-0)</b>
<b>NON-CONFERENCE.....</b>	<b>(0-3)</b>	<b>(0-0)</b>	<b>(0-3)</b>	<b>(0-0)</b>

## Player	GP-GS	Min--Avg		---TOTAL---		---3-PTS---		---REBOUNDS---		PF	FO	A	TO	Blk	Stl	Pts	Avg				
		FG-FGA	Pct	3FG-FGA	Pct	FT-FTA	Pct	Off	Def									Tot	Avg		
24 Payton, Adam.....	11-10	356	32.4	59-129	.457	8-32	.250	45-52	.865	19	24	43	3.9	25	1	21	22	1	20	171	15.5
13 Kisielius, Laimis..	10-10	285	28.5	35-85	.412	13-32	.406	18-22	.818	8	27	35	3.5	26	1	24	26	1	3	101	10.1
02 Schneider, David...	10-9	310	31.0	24-80	.300	16-59	.271	25-35	.714	10	25	35	3.5	32	0	23	20	0	10	89	8.9
11 Mann, Nathan.....	11-10	294	26.7	27-79	.342	18-60	.300	10-11	.909	2	25	27	2.5	30	2	26	13	0	7	82	7.5
04 Smith, Alex.....	11-2	160	14.5	22-42	.524	1-4	.250	14-19	.737	21	20	41	3.7	21	1	2	11	1	3	59	5.4
15 Stein, Peter.....	11-9	215	19.5	23-42	.548	2-7	.286	5-9	.556	10	16	26	2.4	31	2	13	20	3	2	53	4.8
45 Cofield, Corey.....	6-1	77	12.8	9-16	.563	0-0	.000	7-11	.636	6	9	15	2.5	4	0	3	7	0	0	25	4.2
25 Stratton, Chris....	1-0	11	11.0	2-2	1.000	0-0	.000	0-0	.000	0	0	0	0.0	1	0	0	1	0	0	4	4.0
20 Kyle Carrabine.....	11-1	143	13.0	11-39	.282	8-31	.258	4-9	.444	1	9	10	0.9	5	0	3	5	0	1	34	3.1
22 Sumner, Danny.....	9-0	72	8.0	9-27	.333	0-7	.000	4-7	.571	5	5	10	1.1	4	0	2	8	0	4	22	2.4
03 Trumbower, Adam....	11-2	114	10.4	4-15	.267	2-9	.222	10-11	.909	5	13	18	1.6	11	0	10	5	0	1	20	1.8
23 Darnell, Chris.....	11-1	115	10.5	5-18	.278	2-6	.333	5-10	.500	3	17	20	1.8	12	0	6	7	2	1	17	1.5
00 Hess, Steven.....	7-0	49	7.0	3-6	.500	0-0	.000	1-4	.250	1	6	7	1.0	12	1	0	4	2	2	7	1.0
Team.....										13	22	35	3.2	0		3					
Total.....	11	2201		233-580	.402	70-247	.283	148-200	.740	104	218	322	29.3	214	8	133	151	11	54	684	62.2
Opponents.....	11	2201		281-586	.480	81-224	.362	179-249	.719	120	268	388	35.3	195	1	170	126	34	82	822	74.7

TEAM STATISTICS	W&M	OPP	DATE	OPPONENT	W/L	SCORE	ATTEND
SCORING.....	684	822	11/11/06	at Kansas State	L	60-70	11390
Points per game.....	62.2	74.7	11/25/06	at Holy Cross	L	57-66	2103
Scoring margin.....	-12.5	-	11/28/06	at Navy	L	63-79	1285
FIELD GOALS-ATT.....	233-580	281-586	*12/05/06	TOWSON	L	60-73	2073
Field goal pct.....	.402	.480	*1/10/07	VCU	L	77-88	2412
3 POINT FG-ATT.....	70-247	81-224	*1/13/07	at Delaware	L	62-77	2906
3-point FG pct.....	.283	.362	*1/16/07	GEORGE MASON	L	63-76	2729
3-pt FG made per game..	6.4	7.4	*1/20/07	at Hofstra	L	69-77	3721
FREE THROWS-ATT.....	148-200	179-249	*1/24/07	at Old Dominion University	L	44-59	6572
Free throw pct.....	.740	.719	*1/29/07	at VCU	L	68-90	6228
REBOUNDS.....	322	388	*2/3/07	UNC WILMINGTON	L	61-67	2820
Rebounds per game.....	29.3	35.3	* = Conference game				
Rebounding margin.....	-6.0	-					
ASSISTS.....	133	170					
Assists per game.....	12.1	15.5					
TURNOVERS.....	151	126					
Turnovers per game.....	13.7	11.5					
Turnover margin.....	-2.3	-					
Assist/turnover ratio..	0.9	1.3					
STEALS.....	54	82					
Steals per game.....	4.9	7.5					
BLOCKS.....	11	34					
Blocks per game.....	1.0	3.1					
WINNING STREAK.....	0	-					
Home win streak.....	0	-					
ATTENDANCE.....	10034	34205					
Home games-Avg/Game...	4-2508	7-4886					
Neutral site-Avg/Game..	-	0-0					

SCORE BY PERIODS:	1st	2nd	Total
William and Mary.....	318	366	- 684
Opponents.....	406	416	- 822

**2006-07 William and Mary Basketball**  
**William and Mary Combined Team Statistics (as of Feb 07, 2007)**  
**Last Three Games**

<b>RECORD:</b>	<b>OVERALL</b>	<b>HOME</b>	<b>AWAY</b>	<b>NEUTRAL</b>
<b>ALL GAMES.....</b>	<b>(2-1)</b>	<b>(1-1)</b>	<b>(1-0)</b>	<b>(0-0)</b>
<b>CONFERENCE.....</b>	<b>(2-1)</b>	<b>(1-1)</b>	<b>(1-0)</b>	<b>(0-0)</b>
<b>NON-CONFERENCE.....</b>	<b>(0-0)</b>	<b>(0-0)</b>	<b>(0-0)</b>	<b>(0-0)</b>

## Player	GP-GS	Min--Avg	---TOTAL---			---3-PTS---			---REBOUNDS---				PF	FO	A	TO	Blk	Stl	Pts	Avg
			FG-FGA	Pct	3FG-FGA	Pct	FT-FTA	Pct	Off	Def	Tot	Avg								
24 Payton, Adam.....	3-3	102 34.0	19-35	.543	3-5	.600	17-19	.895	8	8	16	5.3	5	0	5	7	0	5	58	19.3
11 Mann, Nathan.....	3-3	93 31.0	16-33	.485	11-25	.440	4-5	.800	1	9	10	3.3	5	0	7	3	0	3	47	15.7
15 Stein, Peter.....	3-3	70 23.3	14-20	.700	3-5	.600	2-2	1.000	1	8	9	3.0	9	0	6	6	3	1	33	11.0
13 Kisielius, Laimis..	2-2	50 25.0	5-14	.357	2-5	.400	3-5	.600	2	3	5	2.5	6	0	4	2	1	1	15	7.5
02 Schneider, David...	3-3	88 29.3	4-19	.211	2-16	.125	4-9	.444	1	7	8	2.7	5	0	9	3	0	3	14	4.7
04 Smith, Alex.....	3-1	45 15.0	2-7	.286	0-1	.000	2-4	.500	8	3	11	3.7	8	0	1	2	0	2	6	2.0
25 Stratton, Chris....	2-0	29 14.5	2-3	.667	0-0	.000	0-1	.000	0	3	3	1.5	5	0	0	1	1	1	4	2.0
00 Hess, Steven.....	3-0	23 7.7	3-3	1.000	0-0	.000	0-0	.000	1	0	1	0.3	5	0	1	1	0	6	2.0	
03 Trumbower, Adam....	3-0	32 10.7	2-5	.400	1-3	.333	0-2	.000	1	2	3	1.0	4	0	6	2	0	1	5	1.7
23 Darnell, Chris....	3-0	26 8.7	1-5	.200	1-2	.500	0-2	.000	1	2	3	1.0	3	0	2	2	0	0	3	1.0
22 Sumner, Danny.....	3-0	11 3.7	1-4	.250	0-0	.000	1-2	.500	1	1	2	0.7	0	0	0	2	0	1	3	1.0
20 Carrabine, Kyle....	3-0	30 10.0	1-4	.250	0-3	.000	1-2	.500	0	4	4	1.3	0	0	1	0	0	0	3	1.0
12 Barnett, Marcus....	1-0	1 1.0	0-1	.000	0-0	.000	0-0	.000	0	0	0	0.0	0	0	0	0	0	0	0	0.0
Team.....									2	12	14	4.7	0		0					
-----																				
Total.....	3	600	70-153	.458	23-65	.354	34-53	.642	27	62	89	29.7	55	0	42	31	6	18	197	65.7
Opponents.....	3	600	66-147	.449	15-47	.319	38-60	.633	32	66	98	32.7	54	1	34	43	7	19	185	61.7

TEAM STATISTICS	W&M	OPP	DATE	OPPONENT	W/L	SCORE	ATTEND
-----							
SCORING.....	197	185	*1/31/07	JAMES MADISON	W	65-62	2534
Points per game.....	65.7	61.7	*2/3/07	UNC WILMINGTON	L	61-67	2820
Scoring margin.....	+4.0	-	*2/7/07	at James Madison	W	71-56	3213
FIELD GOALS-ATT.....	70-153	66-147	* = Conference game				
Field goal pct.....	.458	.449					
3 POINT FG-ATT.....	23-65	15-47					
3-point FG pct.....	.354	.319					
3-pt FG made per game..	7.7	5.0					
FREE THROWS-ATT.....	34-53	38-60					
Free throw pct.....	.642	.633					
REBOUNDS.....	89	98					
Rebounds per game.....	29.7	32.7					
Rebounding margin.....	-3.0	-					
ASSISTS.....	42	34					
Assists per game.....	14.0	11.3					
TURNOVERS.....	31	43					
Turnovers per game.....	10.3	14.3					
Turnover margin.....	+4.0	-					
Assist/turnover ratio..	1.4	0.8					
STEALS.....	18	19					
Steals per game.....	6.0	6.3					
BLOCKS.....	6	7					
Blocks per game.....	2.0	2.3					
WINNING STREAK.....	1	-					
Home win streak.....	0	-					
ATTENDANCE.....	5354	3213					
Home games-Avg/Game...	2-2677	1-3213					
Neutral site-Avg/Game..	-	0-0					

SCORE BY PERIODS:	1st	2nd	Total
-----			
William and Mary.....	89	108	- 197
Opponents.....	85	100	- 185

**2006-07 William and Mary Basketball**  
**William and Mary Combined Team Statistics (as of Feb 07, 2007)**  
**Last Six Games**

<b>RECORD:</b>	<b>OVERALL</b>	<b>HOME</b>	<b>AWAY</b>	<b>NEUTRAL</b>
<b>ALL GAMES.....</b>	<b>(3-3)</b>	<b>(2-1)</b>	<b>(1-2)</b>	<b>(0-0)</b>
<b>CONFERENCE.....</b>	<b>(3-3)</b>	<b>(2-1)</b>	<b>(1-2)</b>	<b>(0-0)</b>
<b>NON-CONFERENCE.....</b>	<b>(0-0)</b>	<b>(0-0)</b>	<b>(0-0)</b>	<b>(0-0)</b>

## Player	GP-GS	Min--Avg	---TOTAL---			---3-PTS---		FT-FTA	Pct	---REBOUNDS---				PF	FO	A	TO	Blk	Stl	Pts	Avg
			FG-FGA	Pct	3FG-FGA	Pct	Off			Def	Tot	Avg									
24 Payton, Adam.....	6-6	200	33.3	34-58	.586	5-10	.500	29-32	.906	13	13	26	4.3	10	0	8	14	0	8	102	17.0
13 Kisielius, Laimis..	5-5	129	25.8	21-46	.457	7-18	.389	9-13	.692	4	8	12	2.4	11	0	15	12	2	1	58	11.6
11 Mann, Nathan.....	6-4	164	27.3	20-45	.444	14-33	.424	4-5	.800	2	13	15	2.5	9	0	13	9	0	4	58	9.7
15 Stein, Peter.....	6-6	132	22.0	20-31	.645	6-9	.667	7-8	.875	4	13	17	2.8	18	0	9	8	5	2	53	8.8
02 Schneider, David...	6-6	174	29.0	12-43	.279	8-35	.229	5-11	.455	3	13	16	2.7	11	0	16	8	0	6	37	6.2
03 Trumbower, Adam....	6-2	78	13.0	6-13	.462	5-9	.556	2-4	.500	4	6	10	1.7	6	0	8	3	0	4	19	3.2
04 Smith, Alex.....	6-1	79	13.2	6-15	.400	0-1	.000	4-8	.500	12	8	20	3.3	9	0	2	4	0	2	16	2.7
23 Darnell, Chris.....	6-0	78	13.0	5-13	.385	2-5	.400	4-9	.444	3	7	10	1.7	7	0	5	2	1	0	16	2.7
25 Stratton, Chris....	3-0	31	10.3	3-4	.750	0-0	.000	0-1	.000	0	3	3	1.0	5	0	0	2	1	1	6	2.0
22 Sumner, Danny.....	5-0	32	6.4	4-9	.444	0-1	.000	2-4	.500	3	3	6	1.2	1	0	0	3	0	3	10	2.0
00 Hess, Steven.....	5-0	41	8.2	4-5	.800	0-0	.000	0-0	.000	1	4	5	1.0	12	1	2	4	3	2	8	1.6
20 Carrabine, Kyle....	6-0	61	10.2	2-12	.167	1-9	.111	2-4	.500	1	6	7	1.2	2	0	2	2	0	1	7	1.2
12 Barnett, Marcus....	2-0	2	1.0	0-1	.000	0-0	.000	0-0	.000	0	0	0	0.0	0	0	0	1	0	0	0	0.0
TEAM.....										2	17	19	3.2	0		3					
-----																					
Total.....	6	1201		137-295	.464	48-130	.369	68-99	.687	52	114	166	27.7	101	1	80	75	12	34	390	65.0
Opponents.....	6	1201		145-312	.465	37-109	.339	72-104	.692	70	120	190	31.7	103	2	81	76	18	39	399	66.5

TEAM STATISTICS	W&M	OPP	DATE	OPPONENT	W/L	SCORE	ATTEND
-----							
SCORING.....	390	399	*1/24/07	at Old Dominion University	L	44-59	6572
Points per game.....	65.0	66.5	*1/27/07	GEORGIA STATE	W	81-65	3156
Scoring margin.....	-1.5	-	*1/29/07	at VCU	L	68-90	6228
FIELD GOALS-ATT.....	137-295	145-312	*1/31/07	JAMES MADISON	W	65-62	2534
Field goal pct.....	.464	.465	*2/3/07	UNC WILMINGTON	L	61-67	2820
3 POINT FG-ATT.....	48-130	37-109	*2/7/07	at James Madison	W	71-56	3213
3-point FG pct.....	.369	.339	* = Conference game				
3-pt FG made per game..	8.0	6.2					
FREE THROWS-ATT.....	68-99	72-104					
Free throw pct.....	.687	.692					
REBOUNDS.....	166	190					
Rebounds per game.....	27.7	31.7					
Rebounding margin.....	-4.0	-					
ASSISTS.....	80	81					
Assists per game.....	13.3	13.5					
TURNOVERS.....	75	76					
Turnovers per game.....	12.5	12.7					
Turnover margin.....	+0.2	-					
Assist/turnover ratio..	1.1	1.1					
STEALS.....	34	39					
Steals per game.....	5.7	6.5					
BLOCKS.....	12	18					
Blocks per game.....	2.0	3.0					
WINNING STREAK.....	1	-					
Home win streak.....	0	-					
ATTENDANCE.....	8510	16013					
Home games-Avg/Game...	3-2837	3-5338					
Neutral site-Avg/Game..	-	0-0					

SCORE BY PERIODS:	1st	2nd	Total
-----			
William and Mary.....	185	205	- 390
Opponents.....	174	225	- 399

**2006-07 William and Mary Basketball**  
**William and Mary Combined Team Statistics (as of Feb 07, 2007)**  
**Last Nine Games**

<b>RECORD:</b>	<b>OVERALL</b>	<b>HOME</b>	<b>AWAY</b>	<b>NEUTRAL</b>
<b>ALL GAMES.....</b>	<b>(3-6)</b>	<b>(2-2)</b>	<b>(1-4)</b>	<b>(0-0)</b>
<b>CONFERENCE.....</b>	<b>(3-6)</b>	<b>(2-2)</b>	<b>(1-4)</b>	<b>(0-0)</b>
<b>NON-CONFERENCE.....</b>	<b>(0-0)</b>	<b>(0-0)</b>	<b>(0-0)</b>	<b>(0-0)</b>

## Player	GP-GS	Min--Avg	---TOTAL---			---3-PTS---			---REBOUNDS---				PF	FO	A	TO	Blk	Stl	Pts	Avg
			FG-FGA	Pct	3FG-FGA	Pct	FT-FTA	Pct	Off	Def	Tot	Avg								
24 Payton, Adam.....	9-9	299 33.2	50-90	.556	7-22	.318	41-47	.872	16	19	35	3.9	16	0	17	19	0	15	148	16.4
13 Kisielius, Laimis..	8-8	219 27.4	35-74	.473	11-26	.423	11-16	.688	9	22	31	3.9	23	1	24	17	2	2	92	11.5
11 Mann, Nathan.....	9-7	249 27.7	29-70	.414	20-52	.385	4-5	.800	2	20	22	2.4	18	1	20	12	0	6	82	9.1
15 Stein, Peter.....	9-9	193 21.4	29-48	.604	6-11	.545	8-10	.800	6	16	22	2.4	26	1	10	13	6	3	72	8.0
45 Cofield, Corey....	1-0	15 15.0	2-2	1.000	0-0	.000	3-3	1.000	1	3	4	4.0	2	0	1	2	0	0	7	7.0
02 Schneider, David...	9-9	274 30.4	17-65	.262	11-50	.220	16-23	.696	7	22	29	3.2	20	0	23	14	0	6	61	6.8
04 Smith, Alex.....	9-1	122 13.6	14-30	.467	1-4	.250	11-15	.733	22	13	35	3.9	15	0	3	9	0	2	40	4.4
23 Darnell, Chris.....	9-0	95 10.6	7-16	.438	2-6	.333	4-9	.444	3	9	12	1.3	11	0	5	2	1	0	20	2.2
03 Trumbower, Adam....	9-2	104 11.6	6-15	.400	5-10	.500	2-4	.500	4	8	12	1.3	8	0	9	3	0	4	19	2.1
25 Stratton, Chris....	3-0	31 10.3	3-4	.750	0-0	.000	0-1	.000	0	3	3	1.0	5	0	0	2	1	1	6	2.0
22 Sumner, Danny.....	7-0	40 5.7	5-11	.455	0-1	.000	4-6	.667	3	3	6	0.9	3	0	0	5	0	3	14	2.0
20 Carrabine, Kyle....	9-0	113 12.6	5-27	.185	2-19	.105	3-7	.429	2	10	12	1.3	4	0	4	5	0	1	15	1.7
00 Hess, Steven.....	6-0	45 7.5	4-5	.800	0-0	.000	0-0	.000	1	4	5	0.8	12	1	2	4	3	2	8	1.3
12 Barnett, Marcus....	2-0	2 1.0	0-1	.000	0-0	.000	0-0	.000	0	0	0	0.0	0	0	0	1	0	0	0	0.0
Team.....									7	21	28	3.1	0		3					

Total.....	9	1801	206-458	.450	65-201	.323	107-146	.733	83	173	256	28.4	163	4	118	111	13	45	584	64.9
Opponents.....	9	1801	223-463	.482	64-175	.366	119-172	.692	94	188	282	31.3	154	2	122	105	24	56	629	69.9

TEAM STATISTICS	W&M	OPP	DATE	OPPONENT	W/L	SCORE	ATTEND
SCORING.....	584	629	*1/13/07	at Delaware	L	62-77	2906
Points per game.....	64.9	69.9	*1/16/07	GEORGE MASON	L	63-76	2729
Scoring margin.....	-5.0	-	*1/20/07	at Hofstra	L	69-77	3721
FIELD GOALS-ATT.....	206-458	223-463	*1/24/07	at Old Dominion University	L	44-59	6572
Field goal pct.....	.450	.482	*1/27/07	GEORGIA STATE	W	81-65	3156
3 POINT FG-ATT.....	65-201	64-175	*1/29/07	at VCU	L	68-90	6228
3-point FG pct.....	.323	.366	*1/31/07	JAMES MADISON	W	65-62	2534
3-pt FG made per game..	7.2	7.1	*2/3/07	UNC WILMINGTON	L	61-67	2820
FREE THROWS-ATT.....	107-146	119-172	*2/7/07	at James Madison	W	71-56	3213
Free throw pct.....	.733	.692	* = Conference game				
REBOUNDS.....	256	282					
Rebounds per game.....	28.4	31.3					
Rebounding margin.....	-2.9	-					
ASSISTS.....	118	122					
Assists per game.....	13.1	13.6					
TURNOVERS.....	111	105					
Turnovers per game.....	12.3	11.7					
Turnover margin.....	-0.7	-					
Assist/turnover ratio..	1.1	1.2					
STEALS.....	45	56					
Steals per game.....	5.0	6.2					
BLOCKS.....	13	24					
Blocks per game.....	1.4	2.7					
WINNING STREAK.....	1	-					
Home win streak.....	0	-					
ATTENDANCE.....	11239	22640					
Home games-Avg/Game....	4-2810	5-4528					
Neutral site-Avg/Game..	-	0-0					

SCORE BY PERIODS:	1st	2nd	Total
William and Mary.....	277	307	- 584
Opponents.....	295	334	- 629

2006-07 William and Mary Basketball  
 William and Mary High/Low Analysis (as of Feb 07, 2007)  
 All games

William and Mary - TEAM GAME HIGHS

POINTS.....	81	vs Georgia State (1/27/07)
	77	vs VCU (1/10/07)
	77	vs Wagner (11/20/06)
	73	vs Cornell (12/02/06)
	72	vs Hampton (12/28/06)
FIELD GOALS MADE.....	32	vs Wagner (11/20/06)
	28	vs Georgia State (1/27/07)
FIELD GOAL ATTEMPTS.....	64	vs Wagner (11/20/06)
	58	at Hofstra (1/20/07)
	58	at Delaware (1/13/07)
FIELD GOAL PERCENTAGE.....	.609 (28-46)	vs Georgia State (1/27/07)
	.540 (27-50)	at James Madison (2/7/07)
3 PT FIELD GOALS MADE.....	12	vs Georgia State (1/27/07)
	9	vs George Mason (1/16/07)
	9	vs Hampton (12/28/06)
	9	vs Cornell (12/02/06)
3 PT FG ATTEMPTS.....	29	vs Towson (12/05/06)
	27	vs UNC Wilmington (2/3/07)
3 PT FG PERCENTAGE.....	.480 (12-25)	vs Georgia State (1/27/07)
	.467 ( 7-15)	vs UMBC (12/22/06)
FREE THROWS MADE.....	27	vs VCU (1/10/07)
	21	vs Hampton (12/28/06)
	21	vs UMBC (12/22/06)
FREE THROW ATTEMPTS.....	34	vs VCU (1/10/07)
	33	vs Jacksonville State (12/01/06)
FREE THROW PERCENTAGE.....	.955 (21-22)	vs UMBC (12/22/06)
	.882 (15-17)	at Hofstra (1/20/07)
REBOUNDS.....	47	vs Jacksonville State (12/01/06)
	42	vs Wagner (11/20/06)
ASSISTS.....	18	vs Georgia State (1/27/07)
	16	vs James Madison (1/31/07)
	16	at George Mason (1/3/07)
	16	vs Towson (12/05/06)
	16	vs Cornell (12/02/06)
	16	vs Wagner (11/20/06)
	16	at Kansas State (11/11/06)
STEALS.....	12	vs North Florida (12/08/06)
	9	vs Jacksonville State (12/01/06)
BLOCKED SHOTS.....	4	vs North Florida (12/08/06)
	4	vs Wagner (11/20/06)
TURNOVERS.....	28	vs Jacksonville State (12/01/06)
	24	vs Hampton (12/28/06)
FOULS.....	25	vs Wagner (11/20/06)
	24	at James Madison (2/7/07)
	24	at Hofstra (1/20/07)
	24	vs VCU (1/10/07)
	24	at Kansas State (11/11/06)



2006-07 William and Mary Basketball  
 William and Mary High/Low Analysis (as of Feb 07, 2007)  
 All games

Opponent - GAME HIGHS

POINTS.....	90	at VCU (1/29/07)
	88	vs VCU (1/10/07)
	79	at Navy (11/28/06)
	77	at Hofstra (1/20/07)
	77	at Delaware (1/13/07)
FIELD GOALS MADE.....	34	at VCU (1/29/07)
	28	vs George Mason (1/16/07)
FIELD GOAL ATTEMPTS.....	80	at Kansas State (11/11/06)
	62	vs Jacksonville State (12/01/06)
FIELD GOAL PERCENTAGE.....	.614 (27-44)	at Navy (11/28/06)
	.595 (25-42)	vs VCU (1/10/07)
3 PT FIELD GOALS MADE.....	12	at VCU (1/29/07)
	12	at Delaware (1/13/07)
3 PT FG ATTEMPTS.....	31	vs Wagner (11/20/06)
	30	vs Richmond (12/31/06)
3 PT FG PERCENTAGE.....	.643 ( 9-14)	at Navy (11/28/06)
	.500 (12-24)	at VCU (1/29/07)
	.500 ( 7-14)	vs VCU (1/10/07)
FREE THROWS MADE.....	31	vs VCU (1/10/07)
	19	at Hofstra (1/20/07)
	19	at Delaware (1/13/07)
	19	vs Hampton (12/28/06)
FREE THROW ATTEMPTS.....	37	vs VCU (1/10/07)
	31	vs Hampton (12/28/06)
FREE THROW PERCENTAGE.....	.917 (11-12)	vs Northeastern (1/6/07)
	.867 (13-15)	at Old Dominion University (1/24/07)
	.867 (13-15)	vs UMBC (12/22/06)
REBOUNDS.....	59	at Kansas State (11/11/06)
	43	at Holy Cross (11/25/06)
ASSISTS.....	20	at Navy (11/28/06)
	19	at VCU (1/29/07)
STEALS.....	14	vs Jacksonville State (12/01/06)
	12	at Holy Cross (11/25/06)
BLOCKED SHOTS.....	8	at Kansas State (11/11/06)
	5	at Holy Cross (11/25/06)
TURNOVERS.....	21	vs Hampton (12/28/06)
	19	vs Jacksonville State (12/01/06)
	19	vs Wagner (11/20/06)
FOULS.....	25	vs VCU (1/10/07)
	25	vs Jacksonville State (12/01/06)

2006-07 William and Mary Basketball  
 William and Mary High/Low Analysis (as of Feb 07, 2007)  
 All games

William and Mary - GAME LOWS

POINTS.....	44	at Old Dominion University (1/24/07)
	57	at Holy Cross (11/25/06)
	57	at Georgia State (1/8/07)
	59	vs Jacksonville State (12/01/06)
	60	at Kansas State (11/11/06)
	60	vs Towson (12/05/06)
	60	vs Northeastern (1/6/07)
FIELD GOALS MADE.....	14	at Old Dominion University (1/24/07)
	19	vs Towson (12/05/06)
	19	vs Northeastern (1/6/07)
FIELD GOAL ATTEMPTS.....	41	vs Hampton (12/28/06)
	42	vs UMBC (12/22/06)
	42	vs Richmond (12/31/06)
FIELD GOAL PERCENTAGE.....	.318 (14-44)	at Old Dominion University (1/24/07)
	.352 (19-54)	vs Towson (12/05/06)
3 PT FIELD GOALS MADE.....	2	vs Jacksonville State (12/01/06)
	2	at Delaware (1/13/07)
3 PT FG ATTEMPTS.....	11	vs Jacksonville State (12/01/06)
	15	vs UMBC (12/22/06)
3 PT FG PERCENTAGE.....	.091 ( 2-22)	at Delaware (1/13/07)
	.182 ( 2-11)	vs Jacksonville State (12/01/06)
FREE THROWS MADE.....	3	at Georgia State (1/8/07)
	6	vs Wagner (11/20/06)
FREE THROW ATTEMPTS.....	7	at Georgia State (1/8/07)
	10	vs George Mason (1/16/07)
FREE THROW PERCENTAGE.....	.429 ( 3-7 )	at Georgia State (1/8/07)
	.500 ( 6-12)	vs Wagner (11/20/06)
REBOUNDS.....	23	vs UMBC (12/22/06)
	24	vs Georgia State (1/27/07)
ASSISTS.....	9	at Delaware (1/13/07)
	9	at Old Dominion University (1/24/07)
STEALS.....	1	vs George Mason (1/16/07)
	3	vs UMBC (12/22/06)
	3	vs Hampton (12/28/06)
BLOCKED SHOTS.....	0	vs Towson (12/05/06)
	0	at George Mason (1/3/07)
	0	vs VCU (1/10/07)
	0	at Delaware (1/13/07)
	0	vs George Mason (1/16/07)
	0	at VCU (1/29/07)
TURNOVERS.....	7	vs UNC Wilmington (2/3/07)
	8	vs Towson (12/05/06)
FOULS.....	11	vs Jacksonville State (12/01/06)
	11	vs Northeastern (1/6/07)

2006-07 William and Mary Basketball  
 William and Mary High/Low Analysis (as of Feb 07, 2007)  
 All games

Opponent - GAME LOWS

POINTS.....	43	at Georgia State (1/8/07)
	44	vs North Florida (12/08/06)
	53	vs Wagner (11/20/06)
	53	vs Richmond (12/31/06)
	56	vs Jacksonville State (12/01/06)
	56	at James Madison (2/7/07)
FIELD GOALS MADE.....	16	at Georgia State (1/8/07)
	17	vs Wagner (11/20/06)
FIELD GOAL ATTEMPTS.....	42	vs VCU (1/10/07)
	42	at Delaware (1/13/07)
	42	vs UNC Wilmington (2/3/07)
FIELD GOAL PERCENTAGE.....	.300 (24-80)	at Kansas State (11/11/06)
	.327 (16-49)	at Georgia State (1/8/07)
3 PT FIELD GOALS MADE.....	3	vs Jacksonville State (12/01/06)
	3	vs UMBC (12/22/06)
	3	at James Madison (2/7/07)
3 PT FG ATTEMPTS.....	13	vs UNC Wilmington (2/3/07)
	14	at Navy (11/28/06)
	14	vs UMBC (12/22/06)
	14	vs VCU (1/10/07)
3 PT FG PERCENTAGE.....	.158 ( 3-19)	vs Jacksonville State (12/01/06)
	.200 ( 3-15)	at James Madison (2/7/07)
	.200 ( 5-25)	at Holy Cross (11/25/06)
	.200 ( 6-30)	vs Richmond (12/31/06)
FREE THROWS MADE.....	3	vs Jacksonville State (12/01/06)
	3	vs North Florida (12/08/06)
FREE THROW ATTEMPTS.....	8	vs Jacksonville State (12/01/06)
	8	vs North Florida (12/08/06)
FREE THROW PERCENTAGE.....	.375 ( 3-8 )	vs Jacksonville State (12/01/06)
	.375 ( 3-8 )	vs North Florida (12/08/06)
REBOUNDS.....	21	vs Georgia State (1/27/07)
	24	vs UMBC (12/22/06)
	24	at George Mason (1/3/07)
	24	vs George Mason (1/16/07)
ASSISTS.....	4	vs Hampton (12/28/06)
	6	vs UMBC (12/22/06)
STEALS.....	0	vs North Florida (12/08/06)
	3	vs Wagner (11/20/06)
	3	vs UNC Wilmington (2/3/07)
BLOCKED SHOTS.....	0	vs UMBC (12/22/06)
	0	vs Hampton (12/28/06)
	0	vs George Mason (1/16/07)
TURNOVERS.....	4	vs George Mason (1/16/07)
	8	at Old Dominion University (1/24/07)
FOULS.....	13	at Georgia State (1/8/07)
	14	vs Towson (12/05/06)
	14	vs Northeastern (1/6/07)

2006-07 William and Mary Basketball  
 William and Mary High/Low Analysis (as of Feb 07, 2007)  
 All games

William and Mary - INDIVIDUAL GAME HIGHS

POINTS.....	26	Payton, Adam vs VCU (1/10/07)
	24	Payton, Adam vs UNC Wilmington (2/3/07)
	23	Payton, Adam at Hofstra (1/20/07)
	22	Kisielius, Laimis at VCU (1/29/07)
	21	Mann, Nathan vs James Madison (1/31/07)
	21	Kisielius, Laimis vs Cornell (12/02/06)
FIELD GOALS MADE.....	8	Mann, Nathan vs James Madison (1/31/07)
	8	Kisielius, Laimis at VCU (1/29/07)
	8	Payton, Adam at Delaware (1/13/07)
	8	Kisielius, Laimis vs Wagner (11/20/06)
FIELD GOAL ATT.....	17	Kisielius, Laimis at VCU (1/29/07)
	16	Payton, Adam vs Towson (12/05/06)
	16	Payton, Adam at Navy (11/28/06)
FG PCT (min 5 made).....	.833 ( 5-6 )	Payton, Adam vs Georgia State (1/27/07)
	.833 ( 5-6 )	Kisielius, Laimis vs Jacksonville State (12/01/06)
3 PT FG MADE.....	5	Mann, Nathan vs James Madison (1/31/07)
	4	Schneider, David vs Northeastern (1/6/07)
	4	Mann, Nathan at George Mason (1/3/07)
	4	Schneider, David vs Towson (12/05/06)
	4	Mann, Nathan vs Cornell (12/02/06)
3 PT FG ATTEMPTS.....	11	Mann, Nathan vs UNC Wilmington (2/3/07)
	10	Mann, Nathan vs Cornell (12/02/06)
3-PT FG PCT (min 2 made).....	1.000 ( 3-3 )	Kisielius, Laimis at Kansas State (11/11/06)
	1.000 ( 2-2 )	Mann, Nathan at VCU (1/29/07)
	1.000 ( 2-2 )	Trumbower, Adam vs Georgia State (1/27/07)
	1.000 ( 2-2 )	Stein, Peter vs Georgia State (1/27/07)
	1.000 ( 2-2 )	Payton, Adam vs Georgia State (1/27/07)
	1.000 ( 2-2 )	Payton, Adam vs VCU (1/10/07)
	1.000 ( 2-2 )	Kisielius, Laimis vs Hampton (12/28/06)
	1.000 ( 2-2 )	Payton, Adam vs Hampton (12/28/06)
FREE THROWS MADE.....	10	Payton, Adam vs VCU (1/10/07)
	9	Kisielius, Laimis vs Jacksonville State (12/01/06)
FREE THROW ATT.....	12	Kisielius, Laimis vs Hampton (12/28/06)
	12	Kisielius, Laimis vs Jacksonville State (12/01/06)
FT PCT (min 3 made).....	1.000 ( 8-8 )	Payton, Adam at Hofstra (1/20/07)
	1.000 ( 6-6 )	Smith, Alex at Delaware (1/13/07)
	1.000 ( 5-5 )	Payton, Adam at Old Dominion University (1/24/07)
	1.000 ( 4-4 )	Kisielius, Laimis at VCU (1/29/07)
	1.000 ( 4-4 )	Kisielius, Laimis vs VCU (1/10/07)
	1.000 ( 4-4 )	Payton, Adam vs UMBC (12/22/06)
	1.000 ( 4-4 )	Schneider, David vs North Florida (12/08/06)
	1.000 ( 4-4 )	Mann, Nathan vs North Florida (12/08/06)
	1.000 ( 4-4 )	Mann, Nathan vs Towson (12/05/06)
	1.000 ( 4-4 )	Kisielius, Laimis vs Cornell (12/02/06)
	1.000 ( 3-3 )	Payton, Adam at James Madison (2/7/07)
	1.000 ( 3-3 )	Mann, Nathan vs UNC Wilmington (2/3/07)
	1.000 ( 3-3 )	Cofield, Corey vs George Mason (1/16/07)
	1.000 ( 3-3 )	Schneider, David vs George Mason (1/16/07)
	1.000 ( 3-3 )	Mann, Nathan vs VCU (1/10/07)
	1.000 ( 3-3 )	Smith, Alex at George Mason (1/3/07)
	1.000 ( 3-3 )	Stein, Peter vs Hampton (12/28/06)
	1.000 ( 3-3 )	Mann, Nathan vs UMBC (12/22/06)
REBOUNDS.....	9	Smith, Alex at Delaware (1/13/07)

	9	Payton, Adam at George Mason (1/3/07)
	9	Mann, Nathan vs North Florida (12/08/06)
	9	Schneider, David at Kansas State (11/11/06)
ASSISTS.....	7	Schneider, David at Kansas State (11/11/06)
	6	Schneider, David vs James Madison (1/31/07)
	6	Schneider, David vs Wagner (11/20/06)
STEALS.....	4	Payton, Adam at Hofstra (1/20/07)
	4	Payton, Adam vs VCU (1/10/07)
	4	Schneider, David at Kansas State (11/11/06)
BLOCKED SHOTS.....	2	Stein, Peter vs James Madison (1/31/07)
	2	Kisielius, Laimis vs Richmond (12/31/06)
	2	Smith, Alex vs Hampton (12/28/06)
	2	Kisielius, Laimis vs UMBC (12/22/06)
	2	Kisielius, Laimis vs North Florida (12/08/06)
	2	Stein, Peter vs North Florida (12/08/06)
	2	Darnell, Chris vs Cornell (12/02/06)
TURNOVERS.....	6	Kisielius, Laimis vs Jacksonville State (12/01/06)
	5	Payton, Adam vs VCU (1/10/07)
	5	Cofield, Corey vs Jacksonville State (12/01/06)
	5	Kisielius, Laimis at Holy Cross (11/25/06)
	5	Schneider, David at Kansas State (11/11/06)
FOULS.....	5	Hess, Steven at Old Dominion University (1/24/07)
	5	Stein, Peter at Hofstra (1/20/07)
	5	Mann, Nathan at Hofstra (1/20/07)
	5	Kisielius, Laimis vs George Mason (1/16/07)
	5	Stein, Peter vs VCU (1/10/07)
	5	Payton, Adam vs Towson (12/05/06)
	5	Smith, Alex at Holy Cross (11/25/06)
	5	Mann, Nathan at Kansas State (11/11/06)