

2006-07

Tribe

MEN'S BASKETBALL

MEN'S BASKETBALL CONTACT/ASSOCIATE DIRECTOR: KRIS SEARS - PHONE: 757-221-3368 - EMAIL: KASEAR@WM.EDU - FAX: 757-221-3412

VCU RAMS (12-3, 4-0 CAA)

AT

WILLIAM AND MARY TRIBE (10-4, 3-1 CAA)

Jan. 10, 2007 • 7:00 PM
Kaplan Arena (8,600)
Williamsburg, Va.

W&M HOSTS STATE-RIVAL VCU

The William and Mary men's basketball team returns home for its fourth game in eight days when it hosts state-rival VCU on Wednesday, Jan. 10. The game is slated for a 7 p.m. tip with the Tribe searching for its eighth straight victory. The College is off to only the fifth 10-4 start or better since 1950.

W&M turned in a stout defensive effort to notch its 10th win of the season at Georgia State, 57-43, on Jan. 8. Junior Laimis Kisielius led a balanced Tribe attack with 12 points. In total, eight different Tribe players scored five or more points with Kisielius being the lone player in double figures. VCU is coming off its third-straight win, improving to 12-3 overall and 4-0 in the CAA with a 64-44 win over Northeastern on Jan. 8.

The game can be heard live over the Tribe Radio Network with Jay Colley, Bill McDonald and Charlie Woollum on the call. The contest also can be followed live over the Internet at TribeAthletics.com. The game will be streamed live over the Internet at vcurams.vcu.edu. The affair will also be broadcast via tape delay on Ram Replay on WCVW-TV PBS Richmond, Sunday afternoon.

STORY LINES

- W&M will look to extend its winning streak to eight, which would be the second longest in school history, behind only the 1929-30 team's 10-game streak.

- The Tribe will look to become only the fourth W&M team since 1950 to start the season 11-4 or better.

PROBABLE STARTING LINEUPS

WILLIAM AND MARY TRIBE

Pos.	No.	Name	Ht.	Wt.	Cl./El.	PPG	APG	RPG	Other
G	2	David Schneider	6-3	175	Fr./Fr.	10.4	3.3	3.6	1.5 SPG
G	11	Nathan Mann	6-2	190	Jr./Jr.	7.5	2.1	3.7	
G	24	Adam Payton	6-3	195	5th/Sr.	11.5	1.6	4.1	.843 FT%
F	13	Laimis Kisielius	6-8	210	Jr./Jr.	12.6	2.3	3.6	.476 3FG%
F	15	Peter Stein	6-9	225	So./So.	4.7	1.4	3.7	.675 FG%

VCU RAMS

Pos.	No.	Name	Ht.	Wt.	Cl./El.	PPG	APG	RPG	Other
G	20	B.A. Walker	6-2	160	Sr./Sr.	15.1	2.5	2.9	.392 3FG%
G	23	Jesse Pellot-Rosa	6-4	195	Sr./Sr.	13.7	4.9	1.5	
G	3	Eric Maynor	6-2	165	So./So.	13.2	5.8	4.5	1.1 SPG
F	2	Wil Fameni	6-7	240	Sr./Jr.	9.6	1.0	5.7	1.2 BPG
F	15	Michael Anderson	6-7	190	Jr./Jr.	5.3	0.7	4.9	

2006-07 W&M MEN'S BASKETBALL SCHEDULE

Overall: 10-4 Home: 8-1 Away: 2-3 Conference: 3-1

NOVEMBER

1	BARTON COLLEGE (exh.)	W, 85-73
11	at Kansas State	L, 60-70
20	WAGNER	W, 77-53
25	at Holy Cross	L, 57-66
28	at Navy	L, 63-79

DECEMBER

2006 W&M TIP-OFF CLASSIC (WILLIAMSBURG, VA.)

1	Cornell vs. VMI	Cornell, 99-94
1	JACKSONVILLE STATE	W, 59-56
2	Jacksonville State vs. VMI	Jacksonville State, 87-85
2	CORNELL	W, 73-68 (OT)
5	TOWSON * (TV - CSN-MA; CSN-P)	L, 60-73
8	NORTH FLORIDA	W, 61-44
22	UMBC	W, 70-58
28	HAMPTON	W, 72-67
31	RICHMOND	W, 61-53

JANUARY

3	at George Mason *	W, 67-63
6	NORTHEASTERN (TV - CN8) *	W, 60-57
8	at Georgia State *	W, 57-43
10	VIRGINIA COMMONWEALTH *	7 PM
13	at Delaware *	7 PM
16	GEORGE MASON (TV - ESPN Regional) *	7 PM
20	at Hofstra *	4 PM
24	at Old Dominion *	7 PM
27	GEORGIA STATE *	7 PM
29	at Virginia Commonwealth *	7:30 PM
31	JAMES MADISON *	7 PM

FEBRUARY

3	UNC WILMINGTON * (TV - UNCW-TV)	7 PM
7	at James Madison *	7 PM
10	at UNC Wilmington *	7 PM
14	DREXEL *	7 PM
17	ESPN BracketBusters (Away)	
21	at Drexel *	7:30 PM
24	OLD DOMINION *	2 PM

MARCH

2	CAA Tournament First Round (Richmond, Va.)
3	CAA Tournament Quarterfinals (Richmond, Va.)
4	CAA Tournament Semifinals (Richmond, Va.)
5	CAA Tournament Final (Richmond, Va.)

* Colonial Athletic Association game
 CSN-MA - Comcast SportsNet Mid-Atlantic
 CSN-P - Comcast SportsNet Philadelphia



MEDIA INFORMATION

WILLIAM AND MARY SPORTS INFORMATION
Kris Sears, Assoc. Director (MBK Contact)
Office: (757) 221-3368
Cell: (765) 860-1205
E-mail: kasear@wm.edu
Fax: (757) 221-3412
Website: www.TribeAthletics.com

CAA TELEPHONIC PRESS CONFERENCES
Members of the media are invited to participate in the CAA's weekly telephonic press conference series. The first call will occur on Jan. 2, continuing each Tuesday morning through Feb. 27.

10:00 Tom Pecora (Hofstra)
10:10 Bill Coen (Northeastern)
10:20 Anthony Grant (VCU)
10:30 Blaine Taylor (Old Dominion)
10:40 Tony Shaver (William and Mary)
10:50 Brad Brownell (UNC Wilmington)
11:00 Dean Keener (James Madison)
11:10 Jim Larranaga (George Mason)
11:20 Pat Kennedy (Towson)
11:30 Monte Ross (Delaware)
11:40 Bruiser Flint (Drexel)
11:50 Michael Perry (Georgia State)

WILLIAM AND MARY RADIO NETWORK
Teaming up once again to call all the action of Tribe basketball over the airwaves will be Jay Colley, Charlie Woollum and Bill McDonald.

The flagship stations for the radio network are WYTD, 92.3 FM, and WBACH, 107.9 FM. W&M games can be heard on all of the following stations:

WYTD (92.3 FM) Williamsburg
WBACH (107.9 FM) Williamsburg
WCLM (1450 AM) Richmond
WBRG (1050 AM) Lynchburg

Tribe basketball games can also be heard live via the Internet. Go to the W&M website: www.TribeAthletics.com and click on the "Live Audio" link for more information.

ON THE INTERNET
For complete coverage of all 23 of William and Mary's teams on the Internet, go to www.TribeAthletics.com. The official site of Tribe athletics features the most recent press releases, statistics and schedule information, as well as the latest basketball game notes and season updates.

VIA CELL PHONE
Fans can have final scores for all W&M sports sent as a text message to a cell phone. "eSCORES" is a free service available from Stretch Internet, the Tribe's Internet broadcast partner. To sign up for this service, go to the W&M web site: www.TribeAthletics.com and click on the "eSCORES" link at the top of the page.

TRIBE PLAYERS CAREER VS. VCU

Table with columns: Player Name, Date, Starts, Min, FG-A, Pct, 3FG-A, Pct, FT-A, Pct, O-D, Tot, PF, A, TO, B, S, Pts. Rows include Kyle Carrabine, Corey Cofield, Chris Darnell, Laimis Kisielius, Nathan Mann, Adam Payton, Alex Smith, Peter Stein, Chris Stratton, and Adam Trumbower.

SCOUTING VCU

VCU sits among the CAA standings at 4-0 in the league and 12-3 overall. Most recently, the Rams disposed of Northeastern at home, 64-44, on Jan. 8 and James Madison on the road, 77-61, on Jan. 6. The Rams are a perfect 6-0 in road contest so far this season.

The Rams enter the contest with the Tribe as the top offensive scoring team in the CAA, averaging 73.9 points per game. VCU also leads the league in scoring margin at 13.3 points per contest. The Rams employ a trapping style defense that has led to opponents turning the ball over an average of 18.9 times per contest.

Aside from the conference ledger, the Rams and Tribe have two common opponents in Hampton and Richmond. The Tribe defeated Hampton, 72-67, while VCU beat the Pi-

rates, 74-51. Both teams defeated Richmond as well with VCU tally a 68-54 win and the Tribe notching a 61-53 victory.

Senior guard B.A. Walker leads the way for VCU at 15.1 points per game. He averages 2.7, 3-point field goals per game, while hitting on 39.2 percent from downtown. Senior guard Jesse Pellot-Rosa ranks second on the team at 13.7 points per game, while sophomore guard Eric Maynor rounds out the Rams' double-digit scorers at 13.2. Maynor also leads VCU and ranks second in the CAA in assists per game at 5.8. Junior forward Wil Fameni is the Rams top rebounder at 5.7 per contest to go along with his 9.6 points and 1.2 blocks per game.

VCU leads the all-time series with the Tribe, 28-10. The Rams won all three contests last season, including a tight 62-59 affair in the CAA Tournament. W&M will look to snap an eight game-losing streak to the Rams. The last time the Tribe tallied a victory in the series came on Jan. 18, 2003 when it defeated VCU, 88-83, in double overtime in Williamsburg.

RECAPPING GEORGIA STATE

The Tribe turned in a stout defensive effort to tally its seventh-straight victory, 57-43, at Georgia State. The College allowed a season-low point total to the Panthers and the lowest for W&M since the 2000-01 season. The Tribe notched only the eighth, seven-game winning streak since the 1950-51 season with the victory as the College improved to 10-4 overall and 3-1 in the CAA. It marked only the fourth time in the school's 22 years in the CAA it has started the conference ledger 3-1 or better.

W&M used an early run in the second-half to put the game out of reach, but the real story was the Tribe defense. The College limited Georgia State to 24.1 percent (7-of-29) shooting in the first half and only 32.7 percent (16-of-49) for the game. W&M continued to play stellar defense on the 3-point shot, limiting GSU to only 26.7 percent from downtown. W&M also held GSU's top-two players a combine 12 points below their season averages.

Junior forward Laimis Kisielius led a balanced W&M attack with 12 points, including a 3-of-4 effort from 3-point range. Kisielius was the only Tribe player in double figures, but the College had eight different players with five or more points. Senior Adam Payton, junior Nathan Mann, freshman David Schneider and sophomore Alex Smith each had seven points in the win. Sophomore forward Peter Stein led the Tribe with seven rebounds and four assists. Schneider and Mann each added four assists in the win as well.

The Tribe broke the game open in the early stages of the second half. W&M scored 18 of the half's first 22 points, pushing its advantage to 40-22, following Alex Smith's first career 3-pointer from the top of the key with 13:56 remaining. The College score five quick points out of the locker room as Payton scored on an offensive putback and Schneider connected on a 3-pointer from the left wing prompting a Georgia State timeout.

The spurt was only the beginning of things to come. Kisielius pushed the lead to double-digits with a 3-pointer from the top of the key, giving W&M a 30-18 cushion. Payton added a conventional 3-point play on a driving hoop, before Stein connected on a jumper. Smith added five straight points, capped by his first career 3-pointer.

W&M extended its lead to the largest at 19. Junior guard Nathan Mann hit a jumper from just inside the 3-point arc, giving W&M a 44-25 cushion with 12:38 remaining. The Panthers tried to fight their way back into the contest, closing to within 12 at 48-36. It would be as close as the Tribe scored nine of the game's next 11 points. Junior guard Kyle Carrabine scored five straight points on a backdoor cut off a dish from Stein, before hitting on a deep 3-pointer from the right side as the shot clock was expiring to pushed the cushion back to 53-36. The Tribe cruised from there to a 57-43 victory. The Tribe shot a sizzling 58.3 percent from the field and 62.5 percent from 3-point range in the second half.

After Ryan McBride connected on a 3-pointer to open the game for Georgia State, W&M went on a 14-2 run over the next six minutes to take the lead. The College scored 10 straight points, including eight from Kisielius. The Vilnius, Lithuania native drilled a pair of 3-point field goals during the spurt.

The Panthers scored five straight points capped by a trey from the left wing by Leonard Mendez, cutting the Tribe cushion to 14-10. W&M built it lead back up to 21-14, following a baseline drive and two-hand slam from freshman Danny Sumner with 3:38 remaining in the opening half. Georgia State scored four of the first half's final five points to draw within four, 22-18, at the break.

TALE OF THE TAPE

SERIES HISTORY..... VCU leads, 28-10
LAST MEETING VCU won, 62-59 (3/3/06)

OVERALL STATS	W&M	VCU
Points Per Game	64.1	73.9
Opp. Points Per Game	60.7	60.6
Scoring Differential	+3.4	+13.3

Field Goal Percentage	.433	.442
Opp. Field Goal Percentage	.406	.420
3-Point Percentage	.330	.366
Opp. 3-Point Percentage	.270	.348

Free Throw Percentage	.668	.696
Opp. Free Throw Percentage	.671	.684

Rebounds Per Game	33.9	35.8
Off. Rebounds Per Game	10.4	13.2
Def. Rebounds Per Game	23.5	22.6
Opp. Rebounds Per Game	32.4	33.1
Opp. Off. Reb. Per Game	10.7	9.7
Opp. Def. Reb. Per Game	21.7	23.4
Rebound Differential	+1.5	+2.7

Assists Per Game	13.4	14.4
Opp. Assists Per Game	12.4	10.8

Turnovers per game	15.1	11.7
Opp. Turnovers per game	14.1	18.9

Blocks Per Game	2.0	3.5
Opp. Blocks Per Game	2.5	3.7

Steals Per Game	5.9	7.8
Opp. Steals Per Game	7.0	4.7

CONFERENCE STATS	W&M	VCU
Points Per Game	61.0	76.0
Opp. Points Per Game	59.0	61.2
Scoring Differential	+2.0	+14.8

Field Goal Percentage	.411	.440
Opp. Field Goal Percentage	.421	.408
3-Point Percentage	.320	.382
Opp. 3-Point Percentage	.280	.435

Free Throw Percentage	.741	.753
Opp. Free Throw Percentage	.797	.671

Rebounds Per Game	32.8	36.8
Off. Rebounds Per Game	8.8	14.0
Def. Rebounds Per Game	24.0	22.8
Opp. Reb. Per Game	28.8	32.2
Opp. Off. Reb. Per Game	6.0	9.3
Opp. Def. Reb. Per Game	22.8	22.9
Rebound Differential	+4.0	+4.6

Assists Per Game	14.3	16.0
Opp. Assists Per Game	14.5	13.3

Turnovers per game	11.5	9.5
Opp. Turnovers per game	12.0	17.3

Block Shots Per Game	1.0	2.3
Opp. Block Shots Per Game	1.8	3.0

Steals Per Game	5.3	6.5
Opp. Steals Per Game	5.8	3.5

TRIBE TRENDS

By MONTH...	06-07	SHAVER ERA
In November	1-3	9-9
In December	6-1	11-11
In January	3-0	8-25
In February	0-0	5-18
In March	0-0	1-3
RECORD IN...		
Decided by 5 pts or less	5-0	8-13
Decided by 5-10 pts	1-2	13-29
Decided by 11 or more pts	4-2	18-37
At night	8-2	27-44
During the day	2-2	5-19
Decided in OT	1-0	2-4
Televised	1-1	1-9
SCORING...		
Less than 60 points	2-1	3-29
60-69 points	4-3	7-23
70-79 points	4-0	7-11
80-89 points	0-0	11-2
90-99 points	0-0	5-1
100 or more points	0-0	0-0
ALLOWING...		
Less than 60 points	7-0	12-5
60-69 points	3-1	12-14
70-79 points	0-3	8-24
80-89 points	0-0	1-15
90-99 points	0-0	0-6
100 or more points	0-0	0-2
RECORD WHEN...		
Leading at the half	7-0	24-9
Trailing at the half	3-4	7-51
Tied at the half	0-0	1-3
Lead with 5 min. left	8-0	30-7
Trailing with 5 min. left	1-4	2-58
Tied with 5 min. left	1-0	1-1
Three in double digits	3-2	11-23
Four in double digits	2-0	10-6
Five in double digits	0-0	3-0
SHOOTING FROM THE FIELD...		
50 percent or better	3-0	13-0
between 40 and 50%	6-1	17-32
Less than 40%	1-3	3-34
Opp. shooting 50%	0-2	0-30
Opp. shoots 40-50%	5-0	19-27
Opp. shoots less than 40%	5-2	14-9
Better than opponent	8-2	29-8
Worse than opponent	2-2	3-54
Hits 8 or more 3-pt. FGs	4-2	11-10
More 3-pt. FG than opp.	5-2	13-14
Shoots 50% from 3-pt. FGs	0-0	6-4
SHOOTING FROM THE FREE THROW LINE...		
Makes More Than Opp.	7-0	28-25
Makes Less than Opp.	3-4	4-36
Shoots 70% or better	4-2	19-29
Opp. Shoots 70% or better	4-2	9-34
REBOUNDING...		
Outrebounding opp.	8-1	25-25
Outrebounded by opp.	2-3	6-35
Wins Offensive glass	5-1	15-38
Loses Offensive glass	4-3	16-26
Wins Defensive glass	9-0	30-22
Loses Defensive glass	1-3	3-36
TURNOVERS...		
Fewer Turnovers than opp.	4-1	14-16
More Turnovers than opp.	4-3	16-46
10 or fewer turnovers	1-1	2-4
more than 10 turnovers	9-3	31-62

DEFENSIVE INTENSITY

One of the biggest reasons for the Tribe's success has been its play on the defensive end. W&M is allowing only 60.7 points per game this season, the lowest for the College since the 1983-84 season. The Tribe has limited seven opponents to less than 60 points this season, and is a perfect 7-0 in those contests. The College ranks third in the CAA in field goal percentage defense (40.6 percent), while sitting atop the conference in 3-point field goal percentage defense (27 percent).

Here are some examples of the Tribe's defensive success in 2006-07:

- The College held Richmond without a field goal for the final 15 minutes of the first half in a New Years Eve victory. The Spiders jumped out to a 12-8 led on the Tribe heading into the first media timeout. UR had connected on 6-of-7 from the field over the stretch. The College came out of the timeout with a renewed vigor and held Richmond without a field goal over the final 15 minutes of the first half. The Spiders could only muster a single free throw during the decisive stretch, while misfiring on all 12 of its attempts from the field and turning the ball over eight times.

- W&M held Richmond to only 13 first-half points, in opening up a 14-point advantage. The 13 first-half points were the fewest allowed by the Tribe since Jan. 24, 2001, when James Madison only put up 11 points in the opening stanza.

- On two occasions this season W&M has held its opponent below 45 points. The College held Georgia State nearly 25 points below its season scoring average in a 57-43 victory on Jan. 8. It marked the second time this season W&M held an opponent to less than 45 points. The Tribe held North Florida to 44 total points in a 17-point victory on Dec. 8. The last time W&M held two opponents below 45 points in a single season was during the 1983-84 season when W&M held James Madison to 44 points and East Carolina to 32 points.

- The 43 points scored by Georgia State against W&M was the lowest point total for a Tribe opponent during the Tony Shaver Era. The last time the College held an opponent to fewer than 43 points in a game was Jan. 31, 2001 when W&M held American to 42 points in a 51-42 victory.

TRIBE RECEIVING VOTES

W&M received two votes in the latest Mid-Major Top 25 released by CollegeInsiders.com on Jan. 8. The Tribe was one of 25 teams following the top 25 to be listed in the also receiving votes category. The Mid-Major Top 25 is made up of teams from the following conferences: America East, Atlantic Sun, Big Sky, Big South, Big West, Colonial, Horizon, Independents, Ivy, Metro Atlantic, Mid-American, Mid-Continent, Mid-Eastern, Missouri Valley, Northeast, Ohio Valley, Patriot, Southern, Southland, Southwestern, Sun Belt, West Coast. A panel of Mid-Major coaches votes on the Top 25 poll.

Four CAA teams are ranked among the top 25 led by Drexel, who is No. 4. Old Dominion is No. 10 followed by No. 13 VCU and No. 17 Hofstra. The Tribe is the only CAA team listed among the also receiving votes category.

3-POINT PRODUCTION RISING

Over the last nine games, the Tribe picked up its production from 3-point range. On the year, the College is shooting 33 percent from 3-point range and averaging 6.7 3-pointers made per contest.

Over the first five games of the season, W&M struggled from beyond the 3-point arc, connecting on only 29.2 percent of its attempts and hitting on only 5.2 per game from long range. During the Tribe's last nine games, those numbers have made a significant increase. Over that stretch, the College's 3-point percentage is up to 34.7 percent, including an average of 7.6 per contest. In five of the last nine games, W&M has hit eight or more 3-pointers in a game.

The Tribe has received production beyond the 3-point arc from nearly everyone on the roster as 10 players have hit at least one 3-pointer this season. Five Tribe players have connected on double-digit 3-pointers on the season, led by the 24 from freshman David Schneider. Juniors Laimis Kisielius and Kyle Carrabine lead the Tribe in 3-point field goal percentage at 47.6 and 43.2 percent, respectively.

WITH THE VICTORY...

- The Tribe would extend its win streak to eight games, marking only the eighth time in the 101-year history of Tribe basketball that the College has won eight or more straight.
- The eight-game win streak would mark the second-longest streak in school history. Only the 1929-30 W&M team had a longer streak at 10 games.
- It would mark only the third 4-1 start to the CAA in the school's 22-year history in the conference.
- It would mark the first time W&M has defeated VCU since the 2002-03 season.
- The Tribe will improve to 11-4 and become only the eighth team in school history and the fourth since 1950 to start the season 11-4 or better.

TRIBE OFF TO BEST START

The Tribe is off to its best start in nearly a decade at 10-4. The last time the College opened the season with a better record was during the 1997-98 season when it went 11-3 to start. During that campaign, W&M finished 20-7, including a first-place tie in the CAA at 13-3. The 10-4 start to the year also marks the best start to a season in the College's four years under head coach Tony Shaver.

In the history of W&M men's basketball, the Tribe has only started the season 10-4 or better on 12 occasions, including this season. Only five teams since 1950 have started 10-4 or better. The 2006-07 Tribe team will look to become only the eighth team in school history and the fourth since 1950 to start the season 11-4 or better.

COMEBACK KIDS

W&M overcame halftime deficits in back-to-back games in January, marking the first time in 16 years the Tribe has accomplished the feat. At George Mason on Jan. 3, the Tribe trailed 33-31 at the break, before leading the majority of the second half on its way to a 67-63 win over the 2006 Final Four participant. On Jan. 6, W&M once again trailed at the half, 27-26, to Northeastern, before rallying to score the game's final nine points and record a 60-57 victory.

The last time W&M tallied back-to-back wins when rallying from a halftime deficit was during the 1990-91 season. On Nov. 27, 1990, W&M trailed Davidson, 28-27, on the road, but notched a one-point, 59-58, victory. Two days later, Army led W&M, 34-33, at the break, but the College picked up a 73-71 win with a second-half surge.

PAYTON MAKING BIG-TIME PLAYS

Senior guard Adam Payton has made his presence felt both on the court and in the locker room during his final season of college basketball. When the Tribe has needed a play down the stretch, it has needed to look no further than its 6-3 co-captain. Payton has come through in the clutch on numerous occasions this season, helping W&M to its best start in nearly a decade. Here is a look at what Payton has done with the game on the line:

- In a 13-point come-from-behind win over Cornell at the W&M Tip-Off Classic, Payton scored 10 points in the final five minutes of regulation and overtime. He also made a steal with 15 seconds left that led to the game-tying free throw, which he sank to send the game to extra time. On three consecutive possessions late in the game, Payton made two steals and pulled down an offensive rebound to spearhead the Tribe comeback. For his efforts, he won the Tip-Off Classic MVP honor.
- In the Tribe's 67-63 upset win at George Mason, Payton once again shined when it mattered most. In the second half, he scored 10 of his 12 points, including a clutch steal and fast-break lay up to give W&M its largest lead at 51-44. He also calmly stepped to the free throw line and sank the game clinching free throws with 20 seconds remaining.
- With W&M trailing 57-51 with 2:42 remaining against Northeastern, Payton helped lead the Tribe to a come-from-behind victory. The Tribe scored the game's final nine points with Payton adding the final four on free throws, including the game-winner with 22 seconds remaining.

SCORING BREAKDOWN

CLASS	Pts	Pct.
Freshmen	152	16.9
Sophomore	170	19.0
Junior	352	39.2
Senior	223	24.9

SCORING	Pts	Pct.
Starters	558	62.2
Bench	339	37.8

POINTS IN THE PAINT	Pts	APG
W&M	336	24.0
Opponents	344	24.6

POINTS OFF TURNOVERS	Pts	APG
W&M	216	15.4
Opponents	217	15.5

BENCH SCORING	Pts	APG
W&M	339	24.3
Opponents	181	12.9

FT% LAST 5 MINUTES + OT	FTM-A	Pct.
W&M	74-99	.747
Opponents	44-63	.698

FG% LAST 5 MINUTES + OT	FGM-A	Pct.
W&M	46-99	.465
Opponents	55-121	.455

3FG% LAST 5 MINUTES + OT	3FGM-A	Pct.
W&M	8-26	.308
Opponents	13-50	.260

LEADING SCORERS

- 6 - Laimis Kisielius (18 vs. WC, 20 vs. JSU, 21 vs. CU, 19 vs. UMBC, 18 vs. HU, 12 at GSU)
- 4 - Adam Payton (15 at HC, 12 at Navy, 13 vs. UR, 15 vs. NU)
- 2 - David Schneider (18 at KSU, 18 vs. TU), Nathan Mann (12 vs. UNF, 14 at GMU)
- 1 - Adam Trumbower (12 at Navy)

LEADING REBOUNDERS

- 5 - Peter Stein (6 vs. JSU, 4 vs. TU, 3 vs. HU, 8 vs. UR, 7 at GSU)
- 4 - Nathan Mann (6 at HC, 9 vs. UNF, 3 vs. HU, 8 vs. UR)
- 3 - Adam Payton (9 vs. WC, 4 vs. TU, 9 at GMU), Laimis Kisielius (6 vs. JSU, 6 vs. CU, 8 vs. UR), David Schneider (9 at KSU, 3 vs. HU, 8 vs. NU)
- 2 - Adam Trumbower (6 at Navy, 4 vs. TU), Alex Smith (5 vs. UMBC, 3 vs. HU)
- 1 - Corey Cofield (6 at HC)

LEADING ASSISTS

- 6 - David Schneider (7 at KSU, 6 vs. WC, 5 vs. UNF, 3 vs. HU, 2 vs. NU, 4 at GSU)
- 4 - Laimis Kisielius (4 vs. TU, 3 vs. HU, 5 at GMU, 2 vs. NU)
- 3 - Peter Stein (4 vs. JSU, 4 vs. TU, 4 at GSU), Nathan Mann (4 at HC, 8 vs. UR, 4 at GSU)
- 2 - Adam Trumbower (4 at Navy, 5 vs. CU), Adam Payton (4 vs. UMBC)
- 1 - Kyle Carrabine (2 vs. NU)

CAREER GAMES PLAYED/STARTED

	Games	Starts
Corey Cofield	95	65
Adam Payton †	94	38
Adam Trumbower	78	5
Nathan Mann	71	38
Laimis Kisielius	70	58
Alex Smith	41	5
Peter Stein	39	14
Kyle Carrabine	37	2
Chris Darnell	35	3
Chris Stratton	26	1
David Schneider	11	10
Steven Hess	10	0
Danny Sumner	9	1
Marcus Barnett	3	0

† includes 52 games and zero starts at Vanderbilt

MISCELLANEOUS STATS

W-L RECORDS OF STARTING LINEUPS

8-1 - Schneider, Mann, Payton, Kisielius, Stein - (W - vs. WC, vs. UNF, vs. UMBC, vs. HU, vs. UR, at GMU, vs. NU, at GSU - L - at KSU)

1-0 - Stein, Sumner, Cofield, Trumbower, Payton (W - vs. CU)

1-0 - Mann, Kisielius, Carrabine, Smith, Darnell - (W - vs. JSU) -

0-1 - Schnedier, Mann, Payton, Kisielius, Cofield - (L - at HC)

0-1 - Mann, Payton, Kisielius, Stein, Darnell - (L - at Navy)

0-1 - Trumbower, Mann, Carrabine, Kisielius, Smith - (L - vs. TU)

TOTAL DUNKS

17 - A. Payton (6), A. Smith (3), S. Hess (2), L. Kisielius (2), C. Darnell (2), D. Sumner (2)

TOTAL 3-POINT PLAYS

15 - A. Smith (6), A. Payton (5), C. Cofield (1), K. Carrabine (1), C. Darnell (1), L. Kisielius (1), A. Trumbower (1)

TOTAL CHARGES TAKEN

15 - D. Schneider (5), A. Smith (4), P. Stein (2), A. Trumbower (1), C. Cofield (1), N. Mann (1), A. Payton (1)

W&M STARTING LINEUPS

GAME	GUARD	GUARD	GUARD	FORWARD	FORWARD
at KSU (11/11)	Schneider	Mann	Payton	Kisielius	Stein
Wagner (11/20)	Schneider	Mann	Payton	Kisielius	Stein
at HC (11/25)	Schneider	Mann	Payton	Kisielius	Cofield
at Navy (11/28)	Mann	Payton	Kisielius	Darnell	Stein
JSU (12/1)	Mann	Carrabine	Kisielius	Darnell	Smith
Cornell (12/2)	Trumbower	Payton	Sumner	Cofield	Stein
Towson (12/5)	Trumbower	Mann	Carrabine	Kisielius	Smith
NFU (12/8)	Schneider	Mann	Payton	Kisielius	Stein
UMBC (12/22)	Schneider	Mann	Payton	Kisielius	Stein
Hampton (12/28)	Schneider	Mann	Payton	Kisielius	Stein
Richmond (12/31)	Schneider	Mann	Payton	Kisielius	Stein
at GMU (1/3)	Schneider	Mann	Payton	Kisielius	Stein
NU (1/6)	Schneider	Mann	Payton	Kisielius	Stein
at GSU (1/8)	Schneider	Mann	Payton	Kisielius	Stein
VCU (1/10)					
at Del. (1/13)					
GMU (1/7)					
at Hofstra (1/20)					
at ODU (1/24)					
GSU (1/27)					
at VCU (1/29)					
JMU (1/31)					
UNCW (2/3)					
at JMU (2/7)					
at UNCW (2/10)					
Drexel (2/14)					
TBA (2/17)					
at Drexel (2/21)					
ODU (2/24)					

STREAKING

With its victory over Georgia State, W&M tallied its seventh straight win, the longest under head coach Tony Shaver. The win streak is also one of the best in school history. Since Tribe basketball began in 1905, W&M has only had 17 winning streaks of seven or more games. The 2006-07 version of the Tribe tallied the 17th such streak with its 57-43 road victory over Georgia State on Jan. 8.

The current seven-game winning streak is only the sixth since the 1950-51 season with this years' Tribe becoming the fourth team to accomplish the feat. The 1982-83 W&M team and the 1997-98 team both had a pair of winning streaks of seven or more games.

The Tribe will attempt to win its eighth straight versus VCU on Jan. 10. Since the 1950-51 season, only two W&M teams have won more than seven games in a row (1982-83 team and the 1977-78 team, both with eight-game winning streaks.) In W&M school history, there have been seven streaks of eight or more games. The school record for consecutive wins in 10, set during the 1929-30 season.

HOT CAA STARTS

With a victory over VCU, the Tribe would become only the third team in school history to start off CAA play with a 4-1 record since the Tribe joined the league prior to the 1985-86 season. The last time W&M started 4-1 or better was during the 1997-98 season. The Tribe also jumped out to a 4-1 start in conference play during the 1994-95 season.

KNOCKING FINAL FOUR FOES

The Tribe defeated 2006 NCAA Final Four participant George Mason, 67-63, on Jan. 3, marking the fifth time in school history that the College defeated a Final Four participant from the pervious season. The Tribe also accomplished the feat with wins over N.C. State during the 1950-51 season, West Virginia during the 1959-60 season, North Carolina during the 1977-78 season and Virginia during the 1984-85 campaign. It total, W&M has played 17 contests against teams that advanced to the NCAA Final Four the previous season.

The victory for the 2006-07 version of the Tribe was the first to pull the trick on the road. The previous four wins all came in contests considered home games, while W&M downed the Patriots in Fairfax, Va. The win over George Mason was also the first over a Final Four participant since the NCAA Tournament field expanded to 64. The 1984 NCAA



Tournament was the final event with a 48-team field. The Tribe's victories over N.C. State in 1951 and West Virginia in 1960 were both played in Norfolk, Va., but both were considered home games.

When George Mason travels to Williamsburg for its second game of 2007 against the Tribe, it will mark the fifth time Final Four participant from the previous season to play W&M in Williamsburg. The College is 2-2 all-time in those meetings.

1950-51

W&M beat N.C. State, 88-78, in Norfolk, Va., on Feb. 3, 1951*
N.C. State went to the 1950 Final Four

1959-60

W&M beat West Virginia, 94-86, in Norfolk, Va., on Jan. 30, 1960*
West Virginia went to the 1959 Final Four

1977-78

W&M beat North Carolina, 78-75, in Williamsburg on Dec. 7, 1977
North Carolina went to the 1977 Final Four

1984-85

W&M beat Virginia, 54-53, in Williamsburg on Dec. 4, 1984
Virginia went to the 1984 Final Four

2006-07

W&M beat George Mason, 67-63, in Fairfax, Va. on Jan. 3, 2007
George Mason went to the 2006 Final Four

* - considered a home game despite being played in Norfolk, Va.

W&M OPPONENT RATINGS

TEAM	COLLEGE RPI.COM	SAGARIN RATINGS
William & Mary	172	158
Kansas State	69	72
Wagner	285	290
Holy Cross	89	114
Navy	177	184
Jacksonville State	322	318
Cornell	218	221
Towson	149	185
North Florida	324	335
UMBC	179	226
Hampton	229	250
Richmond	277	266
George Mason	113	102
Northeastern	238	239
Georgia State	215	236
VCU	99	67
Delaware	298	296
Hofstra	76	93
Old Dominion	80	86
James Madison	311	309
UNC Wilmington	233	217
Drexel	23	39

W&M VS. OPPONENTS

Below is a game-by-game breakdown of how W&M has fared against its opponents in the following categories: Free Throws, Bench Points, Points in the Paint, Second Chance Points and Fast Break Points. W&M stats shown first followed by opponents stats.

GAME	FT	BENCH	PAINT	OFF TO	2ND CHANCE	FB
at KSU (11/11)	10-16	12-13	20-28	9-19	11-28	7-15
Wagner (11/20)	6-11	40-23	40-10	27-10	11-5	9-2
at HC (11/25)	8-17	8-19	30-32	18-15	14-21	2-6
at Navy (11/28)	15-16	36-19	26-30	16-30	14-3	6-16
JSU (12/1)	17-3	27-6	20-36	16-27	12-10	2-8
Cornell (12/2)	16-9	50-9	24-28	17-10	11-4	0-4
Towson (12/5)	14-16	42-18	18-28	19-10	2-8	4-7
NFU (12/8)	16-3	13-6	28-20	14-6	3-4	4-2
UMBC (12/22)	21-13	24-20	20-22	18-8	5-6	6-4
Hampton (12/28)	21-19	17-9	22-18	25-32	10-15	2-2
Richmond (12/31)	14-5	21-13	20-26	7-14	18-16	0-4
at GMU (1/3)	12-13	18-7	30-26	7-17	16-2	4-2
NU (1/6)	14-11	12-10	14-16	9-12	3-6	0-0
at GSU (1/8)	3-7	19-9	24-22	14-7	10-7	0-4
VCU (1/10)						
at Del. (1/13)						
GMU (1/7)						
at Hofstra (1/20)						
at ODU (1/24)						
GSU (1/27)						
at VCU (1/29)						
JMU (1/31)						
UNCW (2/3)						
at JMU (2/7)						
at UNCW (2/10)						
Drexel (2/14)						
TBA (2/17)						
at Drexel (2/21)						
ODU (2/24)						
Totals	187-159	339-181	326-344	216-217	140-135	46-76

TEAM	POMERY RATING	REALTIME RPI POWER RATING
William & Mary	158	125
Kansas State	73	81
Wagner	283	286
Holy Cross	145	112
Navy	201	160
Jacksonville State	291	322
Cornell	216	201
Towson	162	151
North Florida	335	330
UMBC	227	204
Hampton	269	241
Richmond	222	253
George Mason	91	132
Northeastern	217	250
Georgia State	244	208
VCU	61	76
Delaware	273	309
Hofstra	110	86
Old Dominion	80	71
James Madison	270	287
UNC Wilmington	215	258
Drexel	65	35

* - as of Jan. 9

MID-MAJOR POLL

CollegeInsider.com Mid-Major Top 25 Jan. 8, 2007

1. Butler (31)	14-1	775	1
2. Northern Iowa	13-2	688	5
3. Southern Illinois	12-3	671	2
4. Drexel	11-2	654	7
5. Missouri State	12-3	645	8
6. Winthrop	11-4	634	3
7. Gonzaga	10-6	549	6
8. Davidson	13-3	548	9
9. Appalachian State	12-3	426	15
10. Old Dominion	10-4	419	14
11. Wichita State	10-5	379	4
12. Western Kentucky	12-5	353	11
13. VCU	11-3	331	18
14. Marist	11-4	328	10
15. Creighton	9-5	311	12
16. Loyola-Chicago	11-5	306	16
17. Hofstra	10-4	292	17
18. Akron	9-4	223	13
19. Santa Clara	11-5	196	19
20. Cal State Fullerton	12-3	162	21
21. Ohio	10-4	144	24
22. Sam Houston State	10-5	133	NR
23. Long Beach State	11-4	94	NR
24. Indiana State	10-4	92	NR
25. UC Santa Barbara	10-4	82	NR

Receiving Votes: Belmont 78, Bradley 76, Texas A&M Corpus Christi 62, Robert Morris 48, Samford 44, North Texas 42, San Diego 34, Siena 31, Oral Roberts 22, Bowling Green 21, Jackson State 21, Princeton 19, Holy Cross 18, Bucknell 17, Utah Valley State 15, Southeastern Louisiana 14, Illinois State 13, Penn 13, Evansville 11, High Point 8, Army 5, College of Charleston 5, Southern Utah 4, Albany 3, William & Mary 2.

W&M OPPONENT RECORDS

OPPONENT	06-07 RECORD	05-06 RECORD
Kansas State	10-6	15-13
Wagner	4-10	13-14
Holy Cross	10-6	20-12
Navy	10-6	10-18
Jacksonville State	3-11	16-13
Cornell	6-7	13-15
Towson	7-7	12-16
North Florida	2-12	6-22
UMBC	6-9	10-19
Hampton	5-9	16-16
Richmond	4-10	13-17
George Mason	7-7	28-7
Northeastern	3-12	19-11
Georgia State	5-9	7-22
VCU	12-3	19-10
Delaware	2-13	9-21
Hofstra	11-4	26-7
Old Dominion	10-5	24-10
James Madison	4-10	5-23
UNC Wilmington	3-10	25-8
Drexel	12-2	15-16
Combined	136-167	372-310

* - Through Jan. 8

ENDING STREAKS

The Tribe's victory at George Mason on Jan. 3 brought an end to a number of streaks. The win snapped an eight-game winning streak in the series for George Mason, and marked the first Tribe victory in Fairfax, Va., since the 1997-98 season. The Tribe also snapped George Mason's 14-game home conference winning streak that span nearly two years.

3-POINT DEFENSE

The Tribe has made it tough on opponents from beyond the 3-point arc. W&M has held its opponents to only 27 percent shooting from 3-point range. That number not only tops the CAA, but ranks among the national leaders. According to kenpom.com, the Tribe ranks fifth nationally in 3-point field goal defense.

NATIONAL TOP 10 IN 3-POINT FIELD GOAL PERCENTAGE DEFENSE

1. Duke (ACC)	24.8
2. Texas A&M (Big 12)	25.5
3. Mississippi St. (SEC)	25.8
4. West Virginia (Big East)	26.6
5. WILLIAM & MARY (CAA)	27.0
6. Alabama (SEC)	27.5
7. Oregon (Pac 10)	28.2
8. Connecticut (Big East)	28.4
9. Maryland (ACC)	28.4
10. Fresno St. (WAC)	28.5

GUNNERS

Juniors Laimis Kisielius and Kyle Carrabine are enjoying two of the best seasons in W&M from beyond the 3-point arc. While both have yet to reach the 75-attempt minimum for eligibility into the single-season 3-point percentage rankings, they are both well on way to etching their names into the Tribe record books. Kisielius has connected on 47.6 percent (20-of-42) from 3-point range, while Carrabine has hit on 43.2 percent (16-of-37) from deep. If those numbers hold true throughout the rest of the season, they would rank

LEAD-DEFICIT COMPARISON

OPPONENT	LARGEST LEAD	LARGEST DEFICIT	RESULT
at Kansas State	11 - (1st - 11:13)	14 - (2nd - 1:41)	L, 60-70
Wagner	27 - (2nd - 3:21)	Never	W, 77-53
at Holy Cross	Never	13 (1st - 10:30)	L, 57-66
at Navy	Never	25 - (2nd - 3:43)	L, 63-79
Jacksonville State	10 - (2nd - 5:02)	3 - (2nd - 11:06)	W, 59-56
Cornell	5 - (OT - 0:01)	13 - (2nd - 5:00)	W, 73-68 (OT)
Towson	2 - (1st - 18:31)	17 - (2nd - 19:20)	L, 60-73
North Florida	20 - (2nd - 0:38)	1 - (2nd - 14:16)	W, 61-44
UMBC	19 - (1st - 1:23)	1 - (1st - 19:27)	W, 70-58
Hampton	15 - (2nd - 3:42)	3 - (1st - 2:15)	W, 72-67
Richmond	17 - (2nd - 6:34)	5 - (1st - 16:54)	W, 61-53
at George Mason	7 - (2nd - 9:57)	7 - (1st - 14:06)	W, 67-63
Northeastern	7 - (2nd - 18:25)	7 - (1st - 16:10)	W, 60-57
at Georgia State	19 - (2nd - 1:34)	3 - (1st - 18:55)	W, 57-43
VCU			
at Delaware			
George Mason			
at Hofstra			
at Old Dominion			
Georgia State			
at VCU			
James Madison			
UNC Wilmington			
at James Madison			
at UNC Wilmington			
Drexel			
ESPN BracketBusters			
at Drexel			
Old Dominion			

as two of the top five performances in school history. Kisielius' 3-point field goal percent would also rank as the top percentage in school history bettering the current mark of 44.1 percent from Greg Burzell during the 1988 season. Carrabine's percentage would rank fifth in school history.

W&M SINGLE-SEASON 3-POINT FIELD GOAL PERCENTAGE

(minimum 75 Attempts)

Player	Year	3PM-3PA	Pct.
1. Laimis Kisielius	2007	20-42	.476
2. Greg Burzell	1988	75-170	.441
3. Brendan Connor	1992	34-78	.436
4. Bobby Fitzgibbons	1996	57-131	.435
5. Kyle Carrabine	2007	16-37	.432
6. Jim Moran	1999	44-106	.415
7. Matt Verkey	1993	50-121	.413
8. Nathan Mann	2006	51-124	.411

REBOUNDING WITH AUTHORITY

In each of the Tribe's last four victories, W&M has dominated the glass, outrebounding its opponent by an average of 10.3 per game. This season, the Tribe has outrebounded its opponent on nine different occasions and is 8-1 in those contests.

Against George Mason on Jan. 3, the Tribe held a 36-24 advantage on the glass, including a 13-3 cushion on the offensive end. In fact, two W&M players, junior Laimis Kisielius and senior Adam Payton, single-handedly outrebounded the Patriots on the offensive end with four a piece. Payton finished with a career-high nine rebounds, while Kisielius had eight boards.

On Dec. 31 vs. Richmond, three different Tribe players pulled down eight rebounds as W&M owned a 40-26 advantage on the glass. Junior guard Nathan Mann, sophomore forward Peter Stein and Kisielius each had eight rebounds a piece in the victory.

During the stretch, the Tribe outrebounded Northeastern on Jan. 6 by seven and Georgia State on Jan. 8 by eight. Freshman David Schneider led the way against the Hus-

STARTERS-BENCH COMPARISON

OPPONENT	TOTAL	POINTS	REBOUNDS
	POINTS-REBOUNDS	STARTERS-BENCH	STARTERS-BENCH
at Kansas State	60-37	48-12	21-10
Wagner	77-42	37-40	15-25
at Holy Cross	57-32	49-8	21-7
at Navy	63-30	27-36	13-14
Jacksonville State	59-47	32-27	21-21
Cornell	73-33	23-50	12-14
Towson	60-26	18-42	8-16
North Florida	61-35	48-13	21-6
UMBC	70-23	46-24	10-9
Hampton	72-25	55-17	12-8
Richmond	61-40	40-21	31-9
at George Mason	67-36	49-18	22-12
Northeastern	60-35	48-12	20-9
at Georgia State	57-34	38-19	26-4
VCU			
at Delaware			
George Mason			
at Hofstra			
at Old Dominion			
Georgia State			
at VCU			
James Madison			
UNC Wilmington			
at James Madison			
at UNC Wilmington			
Drexel			
ESPN BracketBusters			
at Drexel			
Old Dominion			

TRIBE BY THE NUMBERS

4	Number of W&M TV games at home in 2006-07
5th	Tribe's rank nationally in 3-point field goal percentage defense according to kenpom.com
7	Number of non-conference wins the Tribe has in 2006-07, the most since it had eight in 1992-93
+10.3	Tribe's rebounding margin in its last four games, all victories
13	W&M overcame a 13-point deficit in the final five minutes against Cornell, before winning in overtime
50	Points the W&M bench scored in an overtime victory over Cornell
58.8	Points per game opponents are averaging against the Tribe in Kaplan Arena this season
104	Number of career 3-pointers by junior guard Nathan Mann
.270	3-point field goal percentage Tribe opponents are shooting in 2006-07, which leads the CAA
.476	3-point percentage of Laimis Kisielius, which at its current pace would surpass the W&M school record
539	Number of career rebounds for Corey Cofield which ranks 19th in school history
.843	Free throw percentage of Adam Payton, the third-best mark in the CAA
1,042	Number of All-time victories at W&M
4,675	Number of miles from Vilnius, Lithuania (home of Laimis Kisielius) to Williamsburg, Va.

CAA

	CAA		Overall	
	W-L	Pct.	W-L	Pct.
Drexel	4-0	1.000	12-2	.857
VCU	4-0	1.000	12-3	.800
Hofstra	4-0	1.000	11-4	.714
William and Mary	3-1	.750	10-4	.714
Old Dominion	3-1	.750	10-5	.667
Towson	2-2	.500	7-7	.500
George Mason	1-3	.250	7-7	.500
Georgia State	1-3	.250	5-9	.357
James Madison	1-3	.250	4-10	.286
Northeastern	1-3	.250	3-12	.200
UNC Wilmington	0-4	.000	3-10	.231
Delaware	0-4	.000	2-13	.133

CAA SCHEDULE/RESULTS

Jan. 3

- *Drexel def. Georgia State, 61-55
- *JMU def. Delaware, 62-47
- *W&M def. George Mason, 67-63
- *Hofstra def. UNCW, 80-69
- *ODU def. Northeastern, 73-67
- *VCU def. Towson, 84-80

Jan. 6

- *Georgia State def. Towson, 87-81 (2OT)
- *W&M def. Northeastern, 60-57
- *Hofstra def. Delaware, 75-50
- *Drexel def. UNCW, 69-55
- *ODU def. George Mason, 65-63
- *VCU def. JMU, 77-61

Jan. 8

- *W&M def. Georgia State, 57-43
- *Towson def. Delaware, 75-68
- *Drexel def. JMU, 65-54
- *George Mason def. UNCW, 55-34
- *Hofstra def. ODU, 70-58
- *VCU def. Northeastern, 64-44

Jan. 10

- *Delaware at ODU 7:00 pm
- *George Mason at Towson 7:00 pm
- *Georgia State at Northeastern 7:00 pm
- *JMU at UNCW 7:00 pm
- *VCU at W&M 7:00 pm
- *Hofstra at Drexel 8:00 pm

Jan. 13

- *Hofstra at Northeastern 12:00 pm
- *Georgia State at UNCW 2:00 pm
- *JMU at George Mason 2:00 pm
- *Drexel at ODU 4:00 pm
- *W&M at Delaware 7:00 pm
- *Towson at VCU 7:30 pm

Jan. 15

- Towson at Loyola (Md.) 7:00 pm

Jan. 16

- *George Mason at W&M 7:00 pm

Jan. 17

- *Georgia State at Delaware 7:00 pm
- *ODU at JMU 7:00 pm
- *Northeastern at Drexel 7:30 pm
- *UNCW at VCU 7:30 pm

Jan. 18

- *Towson at Hofstra 7:30 pm

kies with eight rebounds, while Stein had a team-high seven vs. the Panthers.

On the year, W&M holds a positive rebounding advantage over its opponents at 1.5. While the cushion may not seem like much, the number is a bit skewed. In W&M's season-opener, Kansas State outrebounded the Tribe, 59-37. Since that contest, W&M holds more than a three-rebound advantage over its opponents, while limiting its foes to a measly 30.38 boards per game.

BENCH SCORING

W&M head coach Tony Shaver felt that his 2006-07 Tribe team would be the deepest he has had in his four seasons at the helm. The Tribe's play off the bench this season has echoed Shaver's sentiments.

This season, the College has averaged 24.3 points per game from its reserves, outscoring its opponents by an average of 12 points off the bench. The Tribe has outscored its opponents off the bench on 12 occasions and is 10-2 in those contests. Sophomore forward Alex Smith leads the way, topping the Tribe off the bench on six occasions.

On four occasions this season the Tribe bench has outscored the starters. In Tribe contests with Wagner, Cornell and Towson, the W&M bench scored over 40 points. In the 24-point win over the Seahawks, the bench held a 40-37 advantage over the starters, while the reserves scored 50 points, led by the 21 from junior Laimis Kisielius against Cornell. The Tribe held a 42-18 scoring advantage over Towson on Dec. 5.

The 40-plus point efforts off the bench against Wagner, Cornell and Towson marked the third, fourth and fifth times under head coach Tony Shaver that W&M scored 40 or more points off the bench. In each of the last two seasons, the Tribe accomplished the feat. Last season, the College tallied 42 points off the bench in the season-opening victory over Maine. On Dec. 1, 2004, the W&M subs scored 42 points in a victory over Longwood. The 50 points off the bench against Cornell were the most under Shaver.

Leading W&M Bench Scorers

Date	Opponent	Leading Scorer	Total W&M Bench Scoring
11/11	at Kansas State	Cofield (4)	12
11/20	Wagner	Sumner (12)	40
11/25	at Holy Cross	Smith (3)	8
		Stein (3)	
11/28	at Navy	Trumbower (12)	36
12/1	JSU	Payton (18)	27
12/2	Cornell	Kisielius (21)	50
12/5	Towson	Schnedier (18)	42
12/8	North Florida	Carrabine (5)	13
12/22	UMBC	Smith (9)	24
12/28	Hampton	Smith (8)	17
12/31	Richmond	Smith (12)	21
1/3	at George Mason	Smith (11)	18
1/6	Northeastern	Carrabine (6)	12
1/8	at Georgia State	Smith (7)	19

HOME SWEET HOME

Three of the Tribe's first four games during the 2006-07 season were on the road, but W&M made a triumphant return home. The College won six games during a seven-game December home stand, while also claiming the W&M Tip-Off Classic in the process. The seven-game home stand was the longest for the College since a similar seven-game stretch to end the 1980-81 regular season.

The Tribe is 8-1 at Kaplan Arena this season. During head coach Tony Shaver's four seasons at the helm, the Tribe is 16-3 against non-conference foes at Kaplan Arena. The College has a 24-24 overall record in Williamsburg during Shaver's tenure.

GETTING TO THE FREE THROW LINE

When the Tribe gets to the free throw line 20 or more times, there is a good chance the contest will end in a victory. This season, W&M has had 20 or more attempts from the charity stripe on seven occasions and is 6-1 in those contests. Over the last three seasons, the College is 22-14 (.611) when attempting 20 or more from the free throw line.

DIFFERENCE AT THE CHARITY STRIPE

W&M has been productive from the free throw line in late game situations. While the Tribe is shooting 66.8 percent from the charity stripe on the year, the number jumps significantly late in the game. With five minutes or less remaining in a contest, the College has shot 74.7 percent from the line. Below is a player-by-player breakdown of how W&M has fared at the foul line with five minutes or less remaining in the game and in overtime:

Player	FT	FT%
Adam Trumbower	9-of-10	.900
Nathan Mann	6-of-7	.857
Adam Payton	22-of-26	.846
Laimis Kisielius	20-of-25	.800
Alex Smith	3-of-4	.750
David Schneider	10-of-17	.588
Kyle Carrabine	1-of-2	.500
Steven Hess	1-of-2	.500
Peter Stein	1-of-4	.250
Marcus Barnett	0-of-1	.000
Danny Sumner	0-of-1	.000
Total	74-of-99	.747

50 PERCENT EQUALS VICTORIES

The Tribe has been flawless under head coach Tony Shaver when it hits on 50 percent or better from the floor. W&M has notched a pair of victories this season when shooting over 50 percent from the floor. Against Wagner (32-of-64) and UMBC (21-of-42), the Tribe shot 50 percent from the field on its way to a pair of wins. It marked the 11th and 12th times in Shaver's four years at the helm that W&M shot 50 percent or better from the field. In all 12 of those contests, W&M has walked away with a victory. Here is a look at the Tribe's 50 percent or better shooting from the field under Shaver:

Date	Team	Result	Percentage (FGM-FGA)
12/28/06	Hampton	W, 72-67	.512 (21-41)
12/22/06	UMBC	W, 70-58	.500 (21-42)
11/20/06	Wagner	W, 77-53	.500 (32-64)
2/4/06	Georgia State	W, 90-73	.633 (31-49)
1/28/06	James Madison	W, 86-68	.518 (29-56)
12/21/05	UNC Greensboro	W, 83-73	.536 (30-56)
11/26/05	Campbell	W, 93-79	.589 (33-56)
1/26/05	Towson	W, 83-65	.521 (25-48)
12/1/04	Longwood	W, 90-60	.500 (30-60)
1/28/04	at James Madison	W, 99-86	.600 (33-55)
1/26/04	Old Dominion	W, 86-77	.545 (30-55)
12/30/03	Campbell	W, 82-67	.500 (29-58)
11/23/03	Liberty	W, 91-64	.540 (34-63)

STIFLING DEFENSE

The Tribe held each of its first three opponents below 37 percent shooting from the floor. The College held Kansas State to 30 percent (24-of-80) shooting. W&M followed that performance by holding Wagner to 32.7 percent (17-of-52) and Holy Cross to 36.7 percent (22-of-60). It marks the best defensive three-game stretch for the Tribe since the 1999-2000 season. The Tribe held The Citadel (32 percent (16-of-50) on Dec. 2), UNC Wilmington (35.5 percent (18-of-53) on Dec. 6) and American (31.8 percent (14-of-44) on Dec. 9) below the mark during the campaign.

W&M has also kept its opponents at bay from beyond the 3-point arc. Kansas State shot only 20.7 percent (6-of-29) from 3-point range, while Wagner was 8-of-31 from downtown for a 25.8 percent shooting clip. Holy Cross hit on only 5-of-25 attempts from 3-point range for a 20 percent average. It marked the first time W&M held three straight opponents to less than 26 percent shooting from 3-point range since the 2001-02 season. During that stretch, W&M held Towson (7.7 percent (1-of-13) on Feb. 2), James Madison (13.3 percent (2-of-15) on Feb. 4) and Hampton (18.8 percent (3-of-16) on Feb. 6) below 20 percent from 3-point range.

TRIBE IN THE CAA RANKINGS

as of Jan. 9

TEAM (W&M TOP 6 ONLY)

Scoring Defense
4. W&M..... 60.7

Scoring Margin
5. W&M..... +3.4

Field Goal Pct.
6. W&M..... .433

Field Goal Pct. Defense
3. W&M..... .406

3-Point Field Goal Pct. Defense
1. W&M..... .270

Rebounding Defense
3. W&M..... 32.4

Rebounding Margin
4. W&M..... +1.5

Assists
5. W&M..... 13.43

Assists/Turnover Ratio
5. W&M..... 0.89

Defensive Rebounds
5. W&M..... 23.5

3-Point Field Goals Made
5. W&M..... 6.71

INDIVIDUAL

Points
19. Laimis Kisielius 12.6

Assists
10. David Schneider 3.27

Free Throw Pct.
3. Adam Payton843
11. Laimis Kisielius719

Steals
9. David Schneider 1.55
T11. Adam Payton 1.43

3-Point Field Goal Pct.
10. David Schneider369

3-Point Field Goals Made
8. David Schneider 2.18

Assist/Turnover Ratio
8. David Schneider 1.57

W&M INDIVIDUAL SUPERLATIVES

	06-07	CAREER
DOUBLE-DIGIT SCORING GAMES		
Corey Cofield	0	53
Laimis Kisielius	9	30
Nathan Mann	5	24
Adam Payton	10	15
David Schneider	6	6
Peter Stein	1	4
Alex Smith	2	3
Kyle Carrabine	1	1
Danny Sumner	1	1
Adam Trumbower	1	1
Marcus Barnett	0	0
Chris Darnell	0	0
Steven Hess	0	0
Chris Stratton	0	0

20-POINT GAMES		
Corey Cofield	0	12
Laimis Kisielius	2	3
Nathan Mann	0	2
Adam Payton	0	1

10-REBOUND GAMES		
Corey Cofield	0	13

5-ASSIST GAMES		
Nathan Mann	0	5
David Schneider	3	3
Laimis Kisielius	1	3
Adam Trumbower	1	2
Adam Payton	0	1

DOUBLE-DOUBLES		
Corey Cofield	0	12

CAREER DOUBLE-DOUBLES

COREY COFIELD (12)	
21 pts, 11 reb. at Delaware (1/21/04)	
15 pts, 10 reb. vs. Old Dominion (1/26/04)	
25 pts, 10 reb. vs. JMU (2/4/04)	
18 pts, 13 reb. at Drexel (2/7/04)	
13 pts, 13 reb. vs. Hofstra (2/14/04)	
18 pts, 11 reb. vs. Towson (2/18/04)	
24 pts, 10 reb. vs. Radford (11/20/04)	
22 pts, 12 reb. vs. VCU (1/22/05)	
21 pts, 11 reb. at UNC Wilmington (2/9/05)	
11 pts, 13 reb. at Towson (2/26/05)	
15 pts, 11 reb. vs. JMU (CAA) (3/4/05)	
19 pts, 11 reb. at Northeastern (2/2/06)	

TONY SHAVER - A HALL OF FAMER

In each of his previous two stops before taking over the Tribe program, head coach Tony Shaver has enjoyed great success and been inducted into the Hall of Fame at each school. In 2004, Shaver was inducted into the Hampden-Sydney College Hall of Fame after coaching the Tiger program to eight ODAC Championships, 11 NCAA Tournament appearances and two Final Fours. He had 358 career victories and a .747 winning percentage at Hampden-Sydney. On Nov. 11, 2005, Shaver was inducted into the Episcopal High School (Alexandria, Va.) Hall of Fame. He coached at the school for 10 seasons (1977-86), winning 73 percent of his games and two IAC championships. After the 1986 season, he was named the Virginia State Private School Coach of the Year and his team was ranked first in Northern Virginia by the *Alexandria Gazette*.

SCHNEIDER NAMED CAA ROOKIE OF THE WEEK

Freshman guard David Schneider garnered the Colonial Athletic Association Rookie of the Week award, the conference office announced on Nov. 13. Schneider turned an impressive performance in his first game with the Tribe, topping the team in points, assists, rebounds, steals and minutes played in a 70-60 loss at Kansas State on Nov. 11.

In a game-high 38 minutes of action, Schneider scored 18 points, pulled down nine rebounds and dished out seven assists. He connected on a trio of 3-point field goals and had four steals in his collegiate debut against the Wildcats.

Schneider sparked an 18-3 run to give W&M an 11-point cushion with 11:13 remaining in the first half. The Phoenix, Ariz., native connected a 3-pointer to get the run started. He also had a steal and fast-break lay-up during the spurt, before finding juniors Nathan Mann and Laimis Kisielius for back-to-back treys to cap the run.

TIP-OFF COMEBACK

The Tribe overcame a 13-point deficit with five minutes remaining to defeat Cornell in the championship game of the W&M Tip-Off Classic. It marked the first time the Tribe overcame a deficit when trailing at the five-minute mark of the second half since Feb. 11, 2006. In that contest, W&M trailed James Madison 66-58 before scoring 13 of the final 17 points of the game to tally the victory.

The contest against James Madison was also the last time W&M overcame a double-digit deficit to claim a victory. The Tribe trailed the Dukes, 61-50, with 9:07 left in the second half. In the final five minutes against Cornell, the Tribe outscored the Big Red, 16-3. W&M held its opponent to 0-of-2 from the floor and forced six turnovers.

W&M overcame its fourth double-digit deficit under head coach Tony Shaver. The Tribe also trailed Radford by 11, 25-14, in the first half of the 2004 W&M Tip-Off Classic, before storming back for an 81-76 win. In Shaver's first season, the College trailed UNC Wilmington by 13, 24-11, in the first half, before rallying for a 67-66 overtime victory.

FORMER TRIBE STANDOUT NAMED TO START BUDESLIGA ALL-STAR GAME

Former William and Mary men's basketball standout Adam Hess was voted a starter for the North squad at the Budesliga All-Star game in Germany. Playing for the Artland Dragons of Quackenbrueck in Germany's top professional basketball league, Hess received the second most votes overall and the most on the North side. He received 29 percent of more than 40,000 votes cast. Robert Garrett of Brose Baskets Bamberg was the only player to receive a higher percentage at 37 percent as a shooting guard for the South squad. The Budesliga All-Star game is slated for Jan. 29 and will be broadcast live to a national television audience in Germany.

Hess is enjoying an impressive season for Artland, which sits in fourth place in the 18-team Budesliga at 10-5. The Gross Pointe, Mich., native leads the Budesliga in scoring at 20.7 points per game, while ranking fifth in efficiency rating (249) and sixth in efficiency rating per game (16.6). Hess has scored in double figures in 13 of 15 games for Artland, including 10 games of 20 or more points. He scored a season-high 33 on 11-of-18 from the floor, including five 3-point field goals against BG Karlsruhe on Nov. 4.

W&M PLAYERS IN THE PROS

Five former W&M players are currently playing professionally overseas, including three who graduated within the last three years. All five are playing in their country's top division of professional basketball.

TODD CAUTHORN

Sheffield Sharks (England - BBL)

Scored eight points and pulled down two rebounds in an 84-83 loss on Jan. 1 to the Guildford Heat ... Ranks among the league leaders in blocked shots (seventh at 0.77 per game), free throw shooting (seventh at 83.3 percent), 3-point field goal percentage (ninth at 40 percent) and field goal percentage (14th at 51.1 percent) ... Averaging 10.3 points and 4.2 rebounds per game for the Sheffield Sharks as of Dec. 19 ... In total, has played 11 years in Europe.

ZEB COPE

Entente Orleans 45 (France - LNB)

Scored 10 points on 3-of-5 shooting to go along with five rebounds in a 67-61 win over Clermont on Dec. 16 ... Tallied a team and season-high 18 points in a 89-79 loss to Le Havre on Dec. 9 ... Orleans has won seven of its last eight games and is tied for fourth in the LNA with 24 points and a 9-6 record ... Averaging 9.3 points and 5.3 rebounds per game ... Helped Boncourt from the top division in Switzerland advance to the finals of the LNA Championship in 2005-06, after the team claimed the Swiss regular season crown with an 18-4 record ... Ranked fifth in the LNA with 9.8 rebounds per game last season.

ADAM HESS

Artland Dragons of Quackenbrueck (Germany - BBL)

Voted the starter at forward for the North squad in the Bundesliga All-Star Game ... Leads the German Bundesliga in scoring as the only player averaging over 20 points per game at 20.7 ... Ranks fifth in league in overall efficiency at 249 and sixth in efficiency per game at 16.6 ... Averaging 5.3 rebounds per game, which ranks third on the team ... Artland is fourth in the 18-team Bundesliga at 10-5 ... Scored 20 points and pulled down six rebounds in a 76-70 victory over RheinEnergie Koln on Dec. 29 ... Played for the Phoenix Suns during the Toshiba Las Vegas Summer League, and averaged 18.2 minutes, 8.8 points, 2.6 rebounds and one assist, while shooting 64 percent from the field ... Played two seasons with BK Nymburk in the NBL, the top division in the Czech Republic, helping the team to back-to-back league titles ... Named to the Czech league's All-Imports list and second-team all-league after ranking fourth in the NBL in the value index ratings in 2005-06.

JIM MORAN

Gran Canaria (Spain - ACB)

Averaging 8.9 points and 3.0 rebounds per game, while shooting 40 percent from 3-point range and 75 percent from the free throw line for Gran Canaria ... Gran Canaria is 8-7 in the ACB following a two-game winning streak ... Tallied eight points, including a pair of 3-pointers, to go along with three assists and two rebounds in an 86-73 victory over Bruesa GBC on Dec. 30 ... Scored nine points on 4-of-7 shooting in an 89-87 win over MMT Estudiantes on Dec. 22 ... Helped Gran Canaria reach the ACB (top division) playoffs and finish the year fifth in the regular season with a 20-14 record in 2005-06 ... In his seventh season with the team, after starting 29 of the team's 34 regular season games in 2005-06, averaging 7.2 points and shooting 47 percent from 3-point range ... Has played six years in Spain.

SHERMAN RIVERS

BK Sadska (Czech Republic - NBL)

Averaging 12.6 points, 3.9 rebounds and 1.8 assists, all of which rank second on the team ... Finished with 13 points in a 110-92 loss to BK Synthesia Pardubice on Jan. 2 ... BK Sadska as it improved to 4-13 in the NBL ... Has a value index per game of 12.8 ... Averaged 13.8 points and 2.8 rebounds per game in his first season (2005-06) with BK Sadska.

Updated as of Jan. 5

GENERAL INFORMATION

NAME	The College of William & Mary
LOCATION	Williamsburg, Va.
FOUNDED	1693 (2nd oldest college in U.S.)
UNDERGRADUATE ENROLLMENT	5,700
NICKNAME	Tribe
COLORS	Green, Gold and Silver
ARENA (CAPACITY)	Kaplan Arena at William and Mary Hall (8,600)
AFFILIATION	NCAA Division I
CONFERENCE	Colonial Athletic Association
PRESIDENT	Gene R. Nichol
ALMA MATER	Oklahoma State, 1973
CHANCELLOR	Sandra Day O'Connor
ALMA MATER	Stanford, 1950
DIRECTOR OF ATHLETICS	Terry Driscoll
ALMA MATER	Boston College, 1969
SR. ASSOC. AD/SWA	Barbara Blosser
ALMA MATER	Ohio State, 1975
ATHLETICS DEPT. PHONE	(757) 221-3400
TICKET OFFICE PHONE	(757) 221-3340

MEN'S BASKETBALL INFORMATION

HEAD COACH	Tony Shaver
ALMA MATER	North Carolina, 1976
RECORD AT W&M	33-66 (Fourth Season)
CAREER RECORD	391-188 (21st Season)
ASSISTANT COACHES	Dee Vick (Hamptden-Sydney, 1994) Antwon Jackson (Pikeville College, 1993) Ben Wilkins (North Carolina State, 2001)
2005-06 RECORD	8-20
CONFERENCE RECORD/FINISH	3-15/T10th
CAA TOURNAMENT RECORD	0-1 (.000)
STARTERS RETURNING/LOST	3/2
LETTERWINNERS RETURNING/LOST	10/5
FIRST YEAR OF BASKETBALL	1905-06
ALL-TIME RECORD	1042-1194 (.466)
NCAA TOURNAMENT APPEARANCES	None
NIT APPEARANCES	1 (1983)
LAST POSTSEASON OPPONENT	Virginia Tech (3/17/83), L 79-85

TEAM BIRTHDAYS

Laimis Kisielius	1/24/85
Head Coach Tony Shaver	1/28/54
Adam Payton	2/10/84
Steven Hess	3/3/87
Assistant Coach Dee Vick	5/10/71
Assistant Coach Antwon Jackson	5/14/68
David Schneider	5/18/87
Marcus Barnett	5/21/86
Nathan Mann	7/17/85
Assistant Coach Ben Wilkens	9/26/78
Chris Stratton	9/29/85
Kyle Carrabine	10/10/85
Corey Cofield	10/17/84
Peter Stein	10/20/86
Alex Smith	11/24/86
Chris Darnell	12/3/86
Danny Sumner	12/6/87
Adam Trumbower	12/10/84

NATIONAL POLLS

ESPN/USA TODAY COACHES POLL (JAN. 8)

1. North Carolina (27)	14-1	771	2
2. Florida (2)	14-2	726	3
3. UCLA (2)	14-1	708	1
4. Wisconsin	15-1	680	4
5. Ohio State	13-2	645	6
6. Kansas	13-2	590	9
7. Pittsburgh	14-2	547	10
8. Arizona	12-2	508	7
9. Texas A&M	13-2	505	11
10. Oklahoma State	15-1	465	12
11. Duke	13-2	445	5
12. Butler	14-1	437	13
13. Alabama	13-2	380	8
14. Clemson	16-0	343	18
15. Air Force	15-1	342	16
15. Nevada	13-1	342	15
17. Oregon	14-1	295	17
18. LSU	11-3	284	19
19. Memphis	11-3	178	23
20. Tennessee	13-2	162	25
21. West Virginia	13-1	149	NR
22. Connecticut	12-2	135	14
23. Washington State	14-2	79	NR
24. Washington	11-4	75	20
25. Maryland	14-2	74	NR

RECEIVING VOTES: Notre Dame 48, Northern Iowa 31, Texas 29, UNLV 21, Georgetown 18, Missouri State 14, Southern California 10, Drexel 9, Arkansas 8, Indiana 7, Kentucky 5, Michigan State 3, Syracuse 3, New Mexico State 2, Fresno State 1, Marquette 1.

ASSOCIATED PRESS POLL (JAN. 8)

1. North Carolina (64)	14-1	1,788	2
2. Florida (3)	14-2	1,682	3
3. Wisconsin (1)	15-1	1,635	4
4. UCLA (4)	14-1	1,621	1
5. Ohio State	13-2	1,508	6
6. Kansas	13-2	1,410	9
7. Pittsburgh	14-2	1,265	10
8. Texas A&M	13-2	1,194	11
9. Oklahoma State	15-1	1,151	12
10. Arizona	12-2	1,141	7
11. Duke	13-2	1,090	5
12. Butler	14-1	916	13
13. LSU	11-3	898	14
14. Alabama	13-2	863	8
15. Oregon	14-1	830	16
16. Tennessee	13-2	697	19
17. Clemson	16-0	632	23
18. Air Force	15-1	567	20
19. Nevada	13-1	486	21
20. Memphis	11-3	428	22
21. West Virginia	13-1	342	25
22. Notre Dame	13-2	214	17
22. Washington State	14-2	214	NR
24. Connecticut	12-2	188	18
25. Texas	11-3	99	NR

RECEIVING VOTES: Georgetown 90, Maryland 74, Marquette 69, Northern Iowa 69, Washington 61, Arkansas 57, Kentucky 36, Missouri State 24, USC 13, Drexel 11, Virginia Tech 10, Wichita State 10, Southern Illinois 10, Syracuse 4, Providence 2, Indiana 1.

TRIBE ADDS PAIR OF SIGNEES FOR 2007-08

The William and Mary men's basketball program and head coach Tony Shaver announced the signing of two players, 6-9, 240-pound power forward Marcus Kitts (Holly Springs, N.C.) and 6-4, 190-pound guard Valeriu 'Vali' Lazarescu (Brossard, Quebec, Canada), to National Letters of Intent on Nov. 9. The duo will begin competition for the Tribe during the 2007-08 season.

"It is a great day for the College of William and Mary basketball program," Shaver said. "We are adding two quality young men in Marcus Kitts and Valeriu Lazarescu to our basketball family. Our main objective with our fourth recruiting class was to be highly selective and sign difference makers. We are confident we accomplished both those goals by signing Marcus and Vali. Both players are home runs for our program. They come from great family backgrounds and have what it takes to be impact players for our ball club."

MARCUS KITTS - F - 6-9 - 240 - HOLLY SPRINGS, N.C. (MIDDLE CREEK)

Kitts averaged 19 points and 12 rebounds as a junior. He scored 419 points in 2005-06, including a season-high 36 against Lee County on Jan. 3. Each of the last two seasons, Kitts earned All-Tri-Seven Conference honors. As a sophomore in 2004-05, he averaged 13.5 points, 7.0 rebounds and 2.2 blocks per game.

"Marcus was the easiest evaluation I have made in my 30 years of coaching," Shaver said. "The first time I saw Marcus, he scored more than 30 points and grabbed over 20 rebounds in a 4A basketball game in the Raleigh, N.C., area. I knew he was our guy, and we just had to find a way to sign him. Marcus is a very talented athlete who has yet to realize his potential. He has exceptional hands and a rare knack for rebounding the ball above the rim. The bigger the game and the better the competition, the better Marcus plays. He is fearless, and he welcomes challenges from opposing teams and players."

The power forward was a 2006 McDonald's All-American Nominee. He earned MVP honors at the 2006 North Carolina State Games Tournament. After receiving interest from UNC Wilmington, Iowa, West Virginia, Davidson and Tennessee, Kitts chose to play collegiate basketball for the Tribe. He spent the summer of 2006 adding muscle to his game, bulking up nearly 20 pounds. Kitts is known as an all-out player who will bang in the paint. He gets off the floor quickly and rebounds on the interior with a purpose.

VALERIU LAZARESCU - G - 6-4 - 190 - BROSSARD, QUEBEC (CHAMPLAIN ST. LAMBERT)

Lazarescu is an athletic player and a flat-out scorer. He plays for head coach John Dangelas, regarded as one of the top coaches in Canada, at the College of Champlain St. Lambert in Montreal, Quebec, which is known for producing Division I talent. Lazarescu chose the Tribe over American, Princeton, Evansville, Toledo and Boston University.

"I am so thankful Coach John Dangelas allowed us to get involved with Vali at such a late date in the recruiting process," Shaver said. "Vali is a big guard with tremendous athleticism. He is the winner of multiple Canadian dunk contests. He can finish in transition above the rim, shoot from the perimeter and rebound from the guard position."

This season, Lazarescu led Champlain to the Hagen title with a perfect 5-0 mark. He earned tournament MVP honors and led Cavaliers to a 97-39 win over Algonquin in the title game with a team-high 22 points. He has enjoyed an exceptional final season at Champlain, also averaging 20 points per game at the Prep Canada Challenge against top teams from Toronto and Ottawa. At the 2005-06 Canadian Colleges Athletic Association (CCAA) Nationals, Lazarescu helped his Champlain team to a bronze medal.

Tribe

NUMERICAL ROSTER

No.	Name	Pos.	El./Cl.	Ht.	Wt.	Hometown/High School
00	Steven Hess	F/C	Fr./Fr.	6-10	225	Charlotte, N.C./Gaston Day School
2	David Schneider	G	Fr./Fr.	6-3	175	Phoenix, Ariz./Brophy Prep
3	Adam Trumbower	G	Sr./Sr.	6-3	190	Roanoke, Va./Cave Spring
4	Alex Smith	F	So./So.	6-5	250	Greenville, S.C./Oak Hill Academy (Va.)
11	Nathan Mann	G	Jr./Jr.	6-2	190	Overland Park, Kan./St. Thomas Aquinas
12	Marcus Barnett	G	Jr./Jr.	6-2	195	Hampton, Va./Phoebus
13	Laimis Kisielius	F	Jr./Jr.	6-8	210	Vilnius, Lithuania/Miller School (Va.)
15	Peter Stein	F	So./So.	6-9	225	Houston, Texas/Westbury Christian
20	Kyle Carrabine	G	Jr./Jr.	6-7	205	Naperville, Ill./Neuqua Valley
22	Danny Sumner	F	Fr./Fr.	6-7	190	Fairfax, Va./Paul VI
23	Chris Darnell	F	So./So.	6-8	210	Fredericksburg, Va./North Stafford
24	Adam Payton	G	5th/Sr.	6-3	195	Burlington, N.J./The Lawrenceville School
25	Chris Stratton	F	Jr./Jr.	6-6	205	Burke, Va./Lake Braddock
45	Corey Cofield	F	Sr./Sr.	6-5	245	Newton, Mass./Roxbury Latin

ALPHABETICAL ROSTER

No.	Name	Pos.	El./Cl.	Ht.	Wt.	Hometown/High School
12	Marcus Barnett	G	Jr./Jr.	6-2	195	Hampton, Va./Phoebus
20	Kyle Carrabine	G	Jr./Jr.	6-7	205	Naperville, Ill./Neuqua Valley
45	Corey Cofield	F	Sr./Sr.	6-5	245	Newton, Mass./Roxbury Latin
23	Chris Darnell	F	So./So.	6-8	210	Fredericksburg, Va./North Stafford
00	Steven Hess	F/C	Fr./Fr.	6-10	225	Charlotte, N.C./Gaston Day School
13	Laimis Kisielius	F	Jr./Jr.	6-8	210	Vilnius, Lithuania/Miller School (Va.)
11	Nathan Mann	G	Jr./Jr.	6-2	190	Overland Park, Kan./St. Thomas Aquinas
24	Adam Payton	G	5th/Sr.	6-3	195	Burlington, N.J./The Lawrenceville School
2	David Schneider	G	Fr./Fr.	6-3	175	Phoenix, Ariz./Brophy Prep
4	Alex Smith	F	So./So.	6-5	250	Greenville, S.C./Oak Hill Academy (Va.)
15	Peter Stein	F	So./So.	6-9	225	Houston, Texas/Westbury Christian
25	Chris Stratton	F	Jr./Jr.	6-6	205	Burke, Va./Lake Braddock
22	Danny Sumner	F	Fr./Fr.	6-7	190	Fairfax, Va./Paul VI
3	Adam Trumbower	G	Sr./Sr.	6-3	190	Roanoke, Va./Cave Spring

Head Coach

Tony Shaver (North Carolina, 1976), Fourth season

Assistant Coaches

Dee Vick (Hampden-Sydney, 1994), Fourth season

Antwon Jackson (Pikeville College, 1993), Second season

Ben Wilkins (N.C. State, 2001) First season

PRONUNCIATION GUIDE

Kyle CarrabineCARE - uh - byne

Corey CofieldCO - field

Laimis KisieliusLIE-muss kiss-ILL-ee-us

Peter SteinSTYNE

Adam TrumbowerTRUM - bow - er

ROSTER BREAKDOWN

BY POSITION

Guard: Adam Payton, Kyle Carrabine, Nathan Mann, Adam Trumbower, Marcus Barnett, David Schneider

Forward: Corey Cofield, Laimis Kisielius, Chris Darnell, Alex Smith, Peter Stein, Christ Startton, Steven Hess, Danny Sumner

Center: Steven Hess

BY HEIGHT

6-10: Steven Hess

6-9: Peter Stein

6-8: Chris Darnell, Laimis Kisielius

6-7: Kyle Carrabine, Danny Sumner

6-6: Chris Stratton

6-5: Corey Cofield, Alex Smith

6-3: Adam Payton, Adam Trumbower, David Schneider

6-2: Nathan Mann, Marcus Barnett

BY CLASS

Seniors (3): Corey Cofield, Adam Payton, Adam Trumbower

Juniors (5): Marcus Barnett, Kyle Carrabine, Laimis Kisielius, Nathan Mann, Chris Stratton

Sophomores (3): Chris Darnell, Alex Smith, Peter Stein

Freshmen (4): Steven Hess, David Schneider, Danny Sumner

BY STATE

Arizona (1): David Schneider

Illinois (1): Kyle Carrabine

Kansas (1): Nathan Mann

Massachusetts (1): Corey Cofield

New Jersey (1): Adam Payton

North Carolina (1): Steven Hess

South Carolina (1): Alex Smith


Texas (1): Peter Stein

Virginia (5): Marcus Barnett, Chris Darnell, Chris Statton, Danny Sumner, Adam Trumbower


BY COUNTRY

Lithuania (1): Laimis Kisielius

TELEVISION/RADIO SPOT CHART




STEVEN HESS
FR. • 6-10 • 230
CHARLOTTE, N.C.




DAVID SCHNEIDER
FR. • 6-3 • 175
PHOENIX, ARIZ.




ADAM TRUMBOWER
SR. • 6-3 • 190
ROANOKE, VA.




ALEX SMITH
SO. • 6-5 • 250
GREENVILLE, S.C.




NATHAN MANN
JR. • 6-2 • 190
OVERLAND PARK, KAN.




MARCUS BARNETT
JR. • 6-2 • 195
HAMPTON, VA.




LAIMISKISIELIUS
JR. • 6-8 • 210
VILNIUS, LITHUANIA




PETER STEIN
SO. • 6-9 • 220
BELLAIRE, TEXAS




KYLE CARRABINE
JR. • 6-7 • 205
NAPERVILLE, ILL.




DANNY SUMNER
FR. • 6-7 • 190
FAIRFAX, VA.




CHRIS DARNELL
SO. • 6-8 • 210
FREDERICKSBURG, VA.




ADAM PAYTON
SR. • 6-3 • 195
BURLINGTON, N.J.



CHRIS STRATTON
JR. • 6-6 • 205
BURKE, VA.



COREY COFIELD
SR. • 6-5 • 245
NEWTON, MASS.



TONY SHAVER
FOURTH SEASON AT W&M
31ST SEASON OVERALL

TONY SHAVER

Head Coach • Fourth Season at W&M

William and Mary head coach Tony Shaver is in his fourth season at the helm of the Tribe men's basketball program and his 31st overall in coaching. Shaver has coached at the collegiate level for the last 19 years and was officially hired as the 31st head men's basketball coach in the history of the College on May 2, 2003.

The Green and Gold continue to make strides under the direction of Shaver. W&M started the 2005-06 season 4-1, marking the best start for a Tribe since opening the 1992-93 campaign with a 6-1 record. During that season, however, two of the team's first four wins were against non-Division I teams Virginia Wesleyan and Shenandoah, which means the 4-1 start for the 2005-06 squad was the first time in school history that the Tribe has opened a year with at least four wins in its first five games against current Division I opponents. Included in those four victories was a 70-60 win at Hampton, who went on to make the NCAA Tournament.

Prior to the start of the 2005-06 season, Shaver was inducted into the Episcopal High School Hall of Fame in a ceremony at the school on Nov. 11. He led EHS for 10 seasons from 1977-86. With his inception into the Episcopal Hall of Fame, Shaver has been inducted into the Hall of Fame at both of his head coaching stops prior to taking over the reigns at William and Mary. He was inducted into the Hampden-Sydney Hall of Fame in 2004.

In his second season at the helm, W&M immediately started the season on a high note, defeating Radford and Hartford to win the inaugural W&M Tip-Off Classic, the first regular season tournament title for the College since 1981. The Tribe defeated James Madison in the first round of the Colonial Athletic Association Tournament for W&M's first postseason win since 1997, and just the third in the last 20 years.

Shaver began his Tribe career with a 91-64 pounding of Liberty on Nov. 23, 2003. He also won his first ever Colonial Athletic Association contest, as the Tribe knocked off two-time defending league champion UNC Wilmington, 67-66, in overtime on Dec. 4, 2003. In the Tribe's first contest against a nationally ranked opponent under Shaver's direction, W&M performed well, leading No. 15 Pittsburgh by 10 points midway through the first half, before the Panthers, who attempted 28 more free throws than the Tribe, won 70-55.

There have been individual successes as well for the Green and Gold under Shaver's reign. 2004 graduate Adam Hess, currently playing professionally in Germany, became the first player in school history to lead the CAA in scoring. An outstanding student and athlete, Hess was named the CAA Male Scholar-Athlete of the Year (for all sports) and was a First-Team Academic All-American and all-conference selection as a senior. Current senior Corey Cofield was voted the 2004 CAA Rookie of the Year, leading all freshmen in the league in points, rebounds and field goal percentage. Cofield earned his second straight selection to the All-CAA third team in 2005, while current junior Iaimis Kisielius earned a spot on the CAA All-Rookie team in 2005.

Shaver came to W&M after coaching 17 seasons at Hampden-Sydney, compiling a record of 358-121 (.747). He turned the Tigers into a Division III national powerhouse, leading the men's basketball team to eight Old Dominion Athletic Conference titles, 12 20-win seasons and 11 NCAA Division III Tournament appearances. The winningest basketball coach in the program's history, he was named the ODAC and South Region Coach of the Year in 1995, 1999 and 2000, and was picked as the Virginia Sports Information Directors Division II-III Coach of the Year in



1997, 1999 and 2000.

In 2003, Shaver took the Tigers to the NCAA Division III Final Four, as his team finished with a record of 28-4, tied for the second-most wins in the program's history. In 1999, Shaver led H-SC to the national championship game, where the Tigers lost by one point in double-overtime to Wisconsin-Platteville. The team finished 29-3, setting a school record for most wins in a season.

Shaver also has a firm commitment to his players' success in the classroom. In 1999, one of his charges, Jack Jirak, was named the ODAC Scholar-Athlete of the Year and was also awarded the Gammon Cup as the top-student-athlete at the college. Two of Shaver's players, David Hobbs (1999) and Russell Turner (1992) earned Academic All-America honors. A number of his players have been named to the Academic All-ODAC squad, including six student-athletes in 1998.

Prior to taking over at Hampden-Sydney for the 1986-87 campaign, Shaver spent 10 years as the head boys' basketball coach at Episcopal High School in Alexandria, Virginia. He was named the Virginia State Private School Coach of the Year in 1986, and was twice picked as the Alexandria Coach of the Year, while winning 73 percent of his games.

A 1976 graduate of North Carolina, Shaver was a guard on the Tar Heel men's basketball team from 1972-75 under head coach Dean Smith. Originally a walk-on, he earned a scholarship his rookie season, when he was awarded the prestigious Butch Bennett Award, presented to the freshman who exemplifies determination, sportsmanship and sacrifice for the team. Shaver was voted the honoree by his teammates. During his four years in Chapel Hill, UNC went 95-26, including a pair of trips to the NCAA Tournament in 1975 and 1976. During the 1975 season, the Tarheels won the ACC Tournament and advanced to the Sweet 16. During the 1973 and 1974 season, North Carolina made the National Invitational Tournament.

A native of High Point, North Carolina, Shaver and his wife, Ann, are the parents of three sons: Christopher (25), a former standout pitcher on the Tribe's baseball team, who is currently pitching with the Chicago Cubs organization, Austin (22) and Jackson (15).

00

STEVEN HESS

Fr. - F/C - 6-10 - 225 (Charlotte, N.C./Gaston Day School)

- Registered his first career assist and tallied a career-best four points vs. UMBC (12/22/06)
- Equalled a career high in minutes played (11) while adding three points vs. North Florida (12/8/06)
- After missing most of the week prior to the Kansas State game due to illness, came off the bench to score three points, pull down three rebounds and block a shot in 11 minutes of action
- Saw action in the Tribe's exhibition victory over Barton College
- A three-year letterwinner at Gaston Day
- A McDonald's All-American nominee
- Garnered All-Southern Piedmont Athletic Association honors as a junior and senior
- Averaged 13.1 points and nine rebounds as a senior at Gaston Day
- Named Hardest Working Player during his senior season at Gaston Day
- As a junior at Gaston Day, helped his team reach the semifinals of the state tournament in North Carolina's largest independent-school classification

SINGLE-GAME HIGHS

POINTS	
Season	4 vs. UMBC (12/22/06)
Career	4 vs. UMBC (12/22/06)
FIELD GOALS	
Season	1, five times, most recently vs. UMBC (12/22/06)
Career	1, five times, most recently vs. UMBC (12/22/06)
FIELD GOAL ATTEMPTS	
Season	3 at Kansas State (11/11/06) 3 vs. Wagner (11/20/06)
Career	3 at Kansas State (11/11/06) 3 vs. Wagner (11/20/06)
3-POINT FIELD GOALS	
Season	None
Career	None
3-POINT FIELD GOAL ATTEMPTS	
Season	None
Career	None
FREE THROWS	
Season	2 vs. Hampton (12/28/06) 2 vs. UMBC (12/22/06)
Career	2 vs. Hampton (12/28/06) 2 vs. UMBC (12/22/06)
FREE THROW ATTEMPTS	
Season	4 vs. North Florida (12/8/06) 4 at Kansas State (11/11/06)
Career	4 vs. North Florida (12/8/06) 4 at Kansas State (11/11/06)
REBOUNDS	
Season	3 at Kansas State (11/11/06) 3 vs. Wagner (11/20/06)
Career	3 at Kansas State (11/11/06) 3 vs. Wagner (11/20/06)
ASSISTS	
Season	1 vs. UMBC (12/22/06)
Career	1 vs. UMBC (12/22/06)
STEALS	
Season	None
Career	None
BLOCKED SHOTS	
Season	1 at Kansas State (11/11/06) 1 vs. Wagner (11/20/06)
Career	1 at Kansas State (11/11/06) 1 vs. Wagner (11/20/06)
MINUTES	
Season	11 vs. North Florida (12/8/06) 11 at Kansas State (11/11/06)
Career	11 vs. North Florida (12/8/06) 11 at Kansas State (11/11/06)

HESS' 2006-07 GAME-BY-GAME STATISTICS

Date	Opp	Min	FG-A	Pct	3FG-A	Pct	FT-A	Pct	O-D	Tot	PF	A	TO	B	S	Pts
N11	at Kansas St.	11	1-3	.333	0-0	.000	1-4	.250	1-2	3	3	0	1	1	0	3
N20	Wagner	8	1-3	.333	0-0	.000	0-0	.000	0-3	3	2	0	1	1	0	2
N25	at Holy Cross															
N28	at Navy	6	1-1	1.000	0-0	.000	0-0	.000	0-0	0	1	0	0	0	0	2
D1	Jacksonville St.	6	0-1	.000	0-0	.000	0-1	.000	0-1	1	1	0	0	0	0	0
D2	Cornell	3	0-0	.000	0-0	.000	0-0	.000	0-0	0	0	0	0	0	0	0
D5	Towson	6	0-0	.000	0-0	.000	0-0	.000	0-1	1	1	0	0	0	0	0
D8	North Florida	11	1-2	.500	0-0	.000	1-4	.250	1-0	1	0	0	0	0	0	3
D22	UMBC	6	1-1	1.000	0-0	.000	2-2	1.000	0-0	0	2	1	0	0	0	4
D28	Hampton	7	0-0	.000	0-0	.000	2-2	1.000	1-1	2	1	0	2	0	0	2
D31	Richmond															
J3	at GMU															
J6	Northeastern															
J8	at Georgia St.	0+	0-0	.000	0-0	.000	0-0	.000	0-0	0	0	0	0	0	0	0
J10	VCU															
J13	at Delaware															
J17	GMU															
J20	at Hofstra															
J24	at ODU															
J27	Georgia State															
J29	at VCU															
J31	JMU															
F3	UNCW															
F7	at JMU															
F10	at UNCW															
F14	Drexel															
F17	ESPN BracketBusters															
F21	at Drexel															
F24	ODU															

HESS' CAREER STATISTICS

Season	G-GS	Min-Avg	FG-A	Pct	3FG-A	Pct	FT-A	Pct	OR-DR	Reb-Avg	PF-FO	A	TO	Blk	St	Pts-Avg
2006-07	10-0	64-6.4	5-11	.455	0-0	.000	6-13	.462	3-8	11-1.1	11-0	1	4	2	0	16-1.6
Career	10-0	64-6.4	5-11	.455	0-0	.000	6-13	.462	3-8	11-1.1	11-0	1	4	2	0	16-1.6

HESS' CAA STATISTICS

Season	G-GS	Min-Avg	FG-A	Pct	3FG-A	Pct	FT-A	Pct	OR-DR	Reb-Avg	PF-FO	A	TO	Blk	St	Pts-Avg
2006-07	2-0	6-3.0	0-0	.000	0-0	.000	0-0	.000	0-1	1-0.5	1-0	0	0	0	0	0-0.0
Career	2-0	6-3.0	0-0	.000	0-0	.000	0-0	.000	0-1	1-0.5	1-0	0	0	0	0	0-0.0

SINGLE-GAME HIGHS

POINTS

Season	18 vs. Towson (12/5/06)
	18 at Kansas State (11/11/06)
Career	18 vs. Towson (12/5/06)
	18 at Kansas State (11/11/06)

FIELD GOALS

Season	5 vs. Towson (12/5/06)
	5 at Kansas State (11/11/06)
Career	5 vs. Towson (12/5/06)
	5 at Kansas State (11/11/06)

FIELD GOAL ATTEMPTS

Season	14 at Kansas State (11/11/06)
Career	14 at Kansas State (11/11/06)

3-POINT FIELD GOALS

Season	4 vs. Northeastern (1/6/07)
	4 vs. Towson (12/5/06)
Career	4 vs. Northeastern (1/6/07)
	4 vs. Towson (12/5/06)

3-POINT FIELD GOAL ATTEMPTS

Season	9 at Kansas State (11/11/06)
Career	9 at Kansas State (11/11/06)

FREE THROWS

Season	5 at Kansas State (11/11/06)
Career	5 at Kansas State (11/11/06)

FREE THROW ATTEMPTS

Season	7 at Kansas State (11/11/06)
Career	7 at Kansas State (11/11/06)

REBOUNDS

Season	9 at Kansas State (11/11/06)
Career	9 at Kansas State (11/11/06)

ASSISTS

Season	7 at Kansas State (11/11/06)
Career	7 at Kansas State (11/11/06)

STEALS

Season	4 at Kansas State (11/11/06)
Career	4 at Kansas State (11/11/06)

BLOCKED SHOTS

Season	None
Career	None

MINUTES

Season	38 at Kansas State (11/11/06)
Career	38 at Kansas State (11/11/06)

2

DAVID SCHNEIDER

Fr. - G - 6-3 - 175 (Phoenix, Ariz./Brophy Prep)

- Connected on a career-high tying four 3-point field goals, scoring 13 points and pulling down a team-high eight rebounds in a victory over Northeastern (1/6/07)
- Tallied 10 points to go along with four assists in his first career CAA road game at George Mason (1/3/07)
- After missing three games with an injury returned to the floor, coming off the bench to lead W&M with 18 points, including four 3-point field goals against Towson (12/5/06)
- Dished out six assists compared to only one turnover against Wagner (11/20/06)
- Named CAA Rookie of the Week on Nov. 13 following his performance at Kansas State
- Led the Tribe in points (18), rebounds (9), assists (7), steals (4) and minutes played (38) against the Wildcats
- Turned in an impressive performance in the Tribe's exhibition victory over Barton College with 14 points on 5-of-7 shooting to go along with team-highs in assists (7), rebounds (8) and steals (8)
- His eight steals would have established a Kaplan Arena and W&M school-record
- Earned honorable mention 5A All-State honors at Brophy College Prep
- Garnered first-team all-region accolades in 2005 and 2006
- Father, Jeff Schneider, played basketball at Virginia Tech and was drafted by

SCHNEIDER'S 2006-07 GAME-BY-GAME STATISTICS

Date	Opp	Min	FG-A	Pct	3FG-A	Pct	FT-A	Pct	O-D	Tot	PF	A	TO	B	S	Pts
N11	at Kansas St.	38	5-14	.357	3-9	.333	5-7	.714	1-8	9	4	7	5	0	4	18
N20	Wagner	25	2-3	.667	1-2	.500	3-4	.750	0-2	2	3	6	1	0	1	8
N25	at Holy Cross	29	1-7	.143	0-2	.000	2-4	.500	0-1	1	4	1	1	0	3	4
N28	at Navy															DNP
D1	Jacksonville St.															DNP
D2	Cornell															DNP
D5	Towson	28	5-9	.556	4-8	.500	2-3	.667	0-2	2	3	2	1	0	1	18
D8	North Florida	31	2-5	.400	2-4	.500	4-4	1.000	1-2	3	1	5	2	0	2	10
D22	UMBC	34	3-8	.375	3-6	.500	2-2	1.000	0-1	1	1	2	1	0	0	11
D28	Hampton	29	1-5	.200	1-5	.200	3-6	.500	0-3	3	4	3	3	0	0	6
D31	Richmond	32	3-7	.429	3-7	.429	0-1	.000	0-3	3	2	0	4	0	2	9
J3	at GMU	36	3-8	.375	2-6	.333	2-2	1.000	1-1	2	3	4	3	0	1	10
J6	Northeastern	31	4-9	.444	4-8	.500	1-2	.500	3-5	8	2	2	0	0	1	13
J8	at Georgia St.	33	3-9	.333	1-6	.167	0-2	.000	1-5	6	2	4	2	0	2	7
J10	VCU															
J13	at Delaware															
J17	GMU															
J20	at Hofstra															
J24	at ODU															
J27	Georgia State															
J29	at VCU															
J31	JMU															
F3	UNCW															
F7	at JMU															
F10	at UNCW															
F14	Drexel															
F17	ESPN BracketBusters															
F21	at Drexel															
F24	ODU															

* Games started

SCHNEIDER'S CAREER STATISTICS

Season	G-GS	Min-Avg	FG-A	Pct	3FG-A	Pct	FT-A	Pct	OR-DR	Reb-Avg	PF-FO	A	TO	Blk	St	Pts-Avg
2006-07	11-10	346-31.5	32-84	.381	24-65	.369	26-39	.667	7-33	40-3.6	29-0	36	23	0	17	114-10.4
Career	11-10	346-31.5	32-84	.381	24-65	.369	26-39	.667	7-33	40-3.6	29-0	36	23	0	17	114-10.4

SCHNEIDER'S CAA STATISTICS

Season	G-GS	Min-Avg	FG-A	Pct	3FG-A	Pct	FT-A	Pct	OR-DR	Reb-Avg	PF-FO	A	TO	Blk	St	Pts-Avg
2006-07	4-3	128-32.0	15-35	.429	11-28	.393	5-9	.556	5-13	18-4.5	10-0	12	6	0	5	48-12.0
Career	4-3	128-32.0	15-35	.429	11-28	.393	5-9	.556	5-13	18-4.5	10-0	12	6	0	5	48-12.0

3

ADAM TRUMBOWER

Sr. - G - 6-3 - 190 (Roanoke, Va./Cave Spring)

- In first start of the season vs. Cornell (12/2/06), had seven points and a career-high tying five assists
- Led the Tribe in points with a career-high 12 against Navy (11/28/06)
- Finished 8-of-9 from the free throw line, while also leading the Tribe in rebounds (6) and assists (4) against the Midshipmen
- Team Co-Captain with senior Adam Payton
- Earned scholarship for his senior season after playing his first three years at W&M as a walk on
- Scored a season-high seven points against VCU (1/19/06), while logging 16 minutes
- Tallied four points in the Tribe's season-opening win over Maine (11/18/05)
- Registered steals against Delaware (2/15/06), Georgia State (2/4/06) and at VCU (1/19/06)
- Became the first walk on to start a game since 1996-97
- Tallied a then career-high eight points and seven rebounds off the bench at Radford (11/24/03)
- Set a career high with five assists in start at Delaware (1/21/04)
- Played 25 minutes with six points, three rebounds and two assists against Liberty (11/23/03) in his first career game.

SINGLE-GAME HIGHS

POINTS
 Season 12 at Navy (11/28/06)
 Career 12 at Navy (11/28/06)

FIELD GOALS
 Season 2, three times, most recently vs. UMBC (12/22/06)
 Career 3 vs. Campbell (12/30/03)
 3 at Radford (11/24/03)

FIELD GOAL ATTEMPTS
 Season 4 vs. Cornell (12/2/06)
 4 at Navy (11/28/06)
 Career 7 vs. Campbell (12/30/03)
 7 at Radford (11/24/03)

3-POINT FIELD GOALS
 Season 1 vs. Cornell (12/2/06)
 Career 2, three times, most recently at UNC Greensboro (12/20/04)

3-POINT FIELD GOAL ATTEMPTS
 Season 3 vs. Cornell (12/2/06)
 Career 6 at Radford (11/24/03)

FREE THROWS
 Season 8 at Navy (11/28/06)
 Career 8 at Navy (11/28/06)

FREE THROW ATTEMPTS
 Season 9 at Navy (11/28/06)
 Career 9 at Navy (11/28/06)

REBOUNDS
 Season 6 at Navy (11/28/06)
 Career 7 at Radford (11/24/03)

ASSISTS
 Season 5 vs. Cornell (12/2/06)
 Career 5 vs. Cornell (12/2/06)
 5 at Delaware (1/21/04)

STEALS
 Season 3 vs. North Florida (12/8/06)
 Career 3 vs. North Florida (12/8/06)

BLOCKED SHOTS
 Season None
 Career 1 vs. Drexel (2/2/05)
 1 at Towson (1/14/04)

MINUTES
 Season 27 vs. Cornell (12/2/06)
 Career 36 at Delaware (1/21/04)

TRUMBOWER'S 2006-07 GAME-BY-GAME STATISTICS

Date	Opp	Min	FG-A	Pct	3FG-A	Pct	FT-A	Pct	O-D	Tot	PF	A	TO	B	S	Pts
N11	at Kansas St.	2	0-0	.000	0-0	.000	0-0	.000	0-1	1	0	0	1	0	0	0
N20	Wagner	16	1-2	.500	0-1	.000	0-0	.000	0-1	1	2	1	1	0	0	2
N25	at Holy Cross	4	0-0	.000	0-0	.000	0-0	.000	0-1	1	1	1	0	0	0	0
N28	at Navy	25	2-4	.500	0-2	.000	8-9	.889	2-4	6	3	4	1	0	0	12
D1	Jacksonville St.	20	0-2	.000	0-1	.000	2-2	1.000	1-4	5	2	1	1	0	1	2
D2	Cornell	27	2-4	.500	1-3	.333	2-2	1.000	0-2	2	3	5	1	0	0	7
D5	Towson	20	0-2	.000	0-1	.000	2-2	1.000	1-3	4	2	3	1	0	0	2
D8	North Florida	15	1-3	.333	0-1	.000	0-0	.000	1-2	3	2	2	1	0	3	2
D22	UMBC	9	2-2	1.000	0-0	.000	2-2	1.000	0-0	0	0	0	1	0	0	6
D28	Hampton	11	0-1	.000	0-1	.000	1-2	.500	1-1	2	2	1	4	0	0	1
D31	Richmond	8	0-0	.000	0-0	.000	0-0	.000	0-0	0	1	1	1	0	0	0
J3	at GMU	4	0-0	.000	0-0	.000	0-0	.000	0-0	0	1	0	0	0	0	0
J6	Northeastern	9	0-1	.000	0-0	.000	0-0	.000	0-1	1	1	1	0	0	0	0
J8	at Georgia St.	9	0-1	.000	0-1	.000	0-0	.000	0-1	1	0	0	0	0	0	0
J10	VCU															
J13	at Delaware															
J17	GMU															
J20	at Hofstra															
J24	at ODU															
J27	Georgia State															
J29	at VCU															
J31	JMU															
F3	UNCW															
F7	at JMU															
F10	at UNCW															
F14	Drexel															
F17	ESPN BracketBusters															
F21	at Drexel															
F24	ODU															

TRUMBOWER'S CAREER STATISTICS

Season	G-GS	Min-Avg	FG-A	Pct	3FG-A	Pct	FT-A	Pct	OR-DR	Reb-Avg	PF-FO	A	TO	Blk	St	Pts-Avg
2003-04	28-2	482-17.2	19-74	.257	9-55	.164	16-24	.667	14-28	42-1.5	32-0	36	28	1	5	63-2.3
2004-05	15-1	90-6.0	6-18	.333	3-10	.300	11-11	1.000	4-10	14-0.9	5-0	6	7	1	3	26-1.7
2005-06	21-0	106-5.0	2-18	.111	1-9	.111	7-9	.778	2-5	7-0.3	13-0	5	8	0	3	12-0.6
2006-07	14-2	179-12.8	8-22	.364	1-11	.091	17-19	.895	6-21	27-1.9	20-0	20	13	0	4	32-2.3
Career	78-5	862-11.1	35-130	.269	14-85	.165	51-63	.810	26-64	90-1.2	70-0	67	56	2	15	133-1.7

TRUMBOWER'S CAA STATISTICS

Season	G-GS	Min-Avg	FG-A	Pct	3FG-A	Pct	FT-A	Pct	OR-DR	Reb-Avg	PF-FO	A	TO	Blk	St	Pts-Avg
2003-04	18-2	278-15.4	6-35	.171	3-26	.115	7-11	.636	7-8	15-0.8	22-0	22	16	1	3	22-1.2
2004-05	8-1	58-7.3	4-10	.400	1-4	.250	8-8	1.000	2-5	7-0.9	4-0	4	4	1	1	17-2.1
2005-06	15-0	87-5.8	1-12	.083	1-7	.143	5-7	.714	1-5	6-0.4	9-0	5	7	0	3	8-0.5
2006-07	4-1	53-13.3	0-4	.000	0-2	.000	2-2	1.000	1-5	6-1.5	4-0	4	1	0	0	2-0.5
Career	45-4	465-10.3	11-61	.180	5-39	.128	22-28	.786	11-23	34-0.8	37-0	35	28	2	7	49-1.1

SINGLE-GAME HIGHS

POINTS
 Season 12 vs. Richmond (12/31/06)
 Career 12 vs. Richmond (12/31/06)

FIELD GOALS
 Season 4, five times, most recently at George Mason (1/3/07)
 Career 4, five times, most recently at George Mason (1/3/07)

FIELD GOAL ATTEMPTS
 Season 8 vs. UMBC (12/22/06)
 Career 8 vs. UMBC (12/22/06)
 8 vs. Maine (11/18/05)

3-POINT FIELD GOALS
 Season 1 at Georgia State (1/8/07)
 Career 1 at Georgia State (1/8/07)

3-POINT FIELD GOAL ATTEMPTS
 Season 1, three times, most recently at Georgia State (1/8/07)
 Career 1, four times, most recently at Georgia State (1/8/07)

FREE THROWS
 Season 4 vs. Richmond (12/31/06)
 Career 4 vs. Richmond (12/31/06)
 4 vs. Maine (11/18/05)

FREE THROW ATTEMPTS
 Season 5 vs. Richmond (12/31/06)
 Career 6 vs. Maine (11/18/05)

REBOUNDS
 Season 5 vs. UMBC (12/22/06)
 5 vs. Wagner (11/20/06)
 Career 6 at Old Dominion (2/9/06)

ASSISTS
 Season 1, four times, most recently vs. Northeastern (1/6/07)
 Career 1, eight times, most recently vs. Northeastern (1/6/07)

STEALS
 Season 2 at Navy (11/28/06)
 Career 2 at Navy (11/28/06)
 2 at Towson (12/3/05)

BLOCKED SHOTS
 Season 2 vs. Hampton (12/28/06)
 Career 3 vs. Maine (11/18/05)

MINUTES
 Season 21 vs. Hampton (12/28/06)
 Career 21 vs. Hampton (12/28/06)

4

ALEX SMITH

So. - F - 6-5 - 250 (Greenville, S.C./Oak Hill Academy (Va.))

- Averaging 8.5 points on 67 percent shooting from the field in 16 minutes per game over the last six contests
- Connected on first career 3-pointer from the top of the key at Georgia State (1/8/07)
- Led W&M in scoring off the bench on six different occasions.
- Came off the bench and scored 11 points on 4-of-5 shooting from the field to go along with four rebounds in the Tribe's win at George Mason (1/3/07)
- Had a trio of 3-point plays on the block vs. the Patriots
- Led the Tribe in scoring off the bench each of the last three games, including a career-high 12 points on 4-of-5 from the field and free throw line vs. Richmond (12/31/06)
- Played a career-high 21 minutes against Hampton (12/28/06) and led the W&M bench in scoring for the third time with eight points, while pulling down a team-high three rebounds
- Started his first game of the season vs. Jacksonville State (12/1/06)
- Scored a then career-high 10 points in his first career game against Maine (11/18/05)
- Pulled down a career-high and team-high six rebounds at Old Dominion (2/9/06)
- Played for national power Oak Hill Academy in 2004-05, which ended the season ranked No. 1 in the nation in the *USA Today* Super 25 Boys' Basketball Rankings and finished the season with a record of 34-2

SMITH'S 2006-07 GAME-BY-GAME STATISTICS

Date	Opp	Min	FG-A	Pct	3FG-A	Pct	FT-A	Pct	O-D	Tot	PF	A	TO	B	S	Pts
N11	at Kansas St.	13	1-4	.250	0-0	.000	0-0	.000	1-2	3	2	0	0	0	0	2
N20	Wagner	12	1-4	.250	0-0	.000	0-1	.000	1-4	5	3	0	0	1	0	2
N25	at Holy Cross	11	1-2	.500	0-0	.000	1-1	1.000	0-2	2	5	0	1	1	0	3
N28	at Navy	19	4-6	.667	0-1	.000	1-4	.250	2-2	4	2	1	2	0	2	9
D1	Jacksonville St.	17	1-3	.333	0-0	.000	0-0	.000	2-1	3	0	0	2	0	0	2
D2	Cornell	16	3-6	.500	0-0	.000	0-2	.000	1-1	2	1	0	2	0	1	6
D5	Towson	10	0-1	.000	0-0	.000	0-0	.000	0-2	2	0	0	0	0	0	0
D8	North Florida	9	1-2	.500	0-0	.000	1-2	.500	1-0	1	1	0	0	0	0	3
D22	UMBC	15	4-8	.500	0-0	.000	1-1	1.000	1-4	5	2	0	2	0	0	9
D28	Hampton	21	4-7	.571	0-1	.000	0-0	.000	1-2	3	3	1	1	2	0	8
D31	Richmond	20	4-5	.800	0-0	.000	4-5	.800	2-2	4	3	0	2	0	1	12
J3	at GMU	14	4-5	.800	0-0	.000	3-3	1.000	1-3	4	1	1	1	0	0	11
J6	Northeastern	15	1-2	.500	0-0	.000	2-2	1.000	0-1	1	3	1	1	0	0	4
J8	at Georgia St.	11	3-3	1.000	1-1	1.000	0-0	.000	0-1	1	4	0	2	0	0	7
J10	VCU															
J13	at Delaware															
J17	GMU															
J20	at Hofstra															
J24	at ODU															
J27	Georgia State															
J29	at VCU															
J31	JMU															
F3	UNCW															
F7	at JMU															
F10	at UNCW															
F14	Drexel															
F17	ESPN BracketBusters															
F21	at Drexel															
F24	ODU															

* Games started

SMITH'S CAREER STATISTICS

Season	G-GS	Min-Avg	FG-A	Pct	3FG-A	Pct	FT-A	Pct	OR-DR	Reb-Avg	PF-FO	A	TO	Blk	St	Pts-Avg
2005-06	27-3	252-9.3	23-51	.451	0-1	.000	23-35	.657	16-40	56-2.1	25-1	4	21	6	5	69-2.6
2006-07	14-2	203-14.5	32-58	.552	1-3	.333	13-21	.619	13-27	40-2.9	30-1	4	14	4	4	78-5.6
Career	41-5	455-11.1	55-109	.505	1-4	.250	36-56	.643	29-67	96-2.3	55-2	8	35	10	9	147-3.6

SMITH'S CAA STATISTICS

Season	G-GS	Min-Avg	FG-A	Pct	3FG-A	Pct	FT-A	Pct	OR-DR	Reb-Avg	PF-FO	A	TO	Blk	St	Pts-Avg
2005-06	17-1	160-9.4	14-29	.483	0-1	.000	13-20	.650	10-27	37-2.2	17-1	2	11	2	3	41-2.4
2006-07	4-1	50-12.5	8-11	.727	1-1	1.000	5-5	1.000	1-7	8-2.0	8-0	2	4	0	0	22-5.5
Career	21-2	210-10.0	22-40	.550	1-2	.500	18-25	.720	11-34	45-2.1	25-1	4	15	2	3	63-3.0

11

NATHAN MANN

Jr. - G - 6-2 - 190 (Overland Park, Kan./St. Thomas Aquinas)

- Scored 11 of his team-high 14 points in the first half of the Tribe's win at George Mason (1/3/07), hitting on four 3-pointers for the second time this season
- Led W&M with 13 points and a career-high nine rebounds in the victory over North Florida (12/8/06)
- Connected on four 3-point field goals, finishing with a season-high 15 points against Cornell (12/2/06)
- Finished with 12 points on 5-of-9 from the floor, including a pair of 3-point field goals, to go along with team highs in rebounds (6) and assists (4) against Holy Cross (11/25/06)
- Knocked down four, or more, 3-pointers on seven occasions, including three contests of five trifectas
- Ranks 11th in school history in career 3-point field goal percentage (.336) and eighth in 3-point field goals per game (1.49)
- Ranked third in the CAA (all games) in 3-point field-goal percentage and 12th in 3-point field-goals made
- Notched his second career 20-plus point game with a season-high 21 at Georgia State (1/14/06), including five 3-point field goals
- Led team in assists as a freshman with 76, ranking 12th in the CAA at 2.62 per contest
- Scored career-high 25 points, shooting 10-of-19 from the floor and 5-of-11 from the 3-point line in 41 minutes in double-overtime game against George Mason (2/12/05)

SINGLE-GAME HIGHS

POINTS
 Season 15 vs. Cornell (12/2/06)
 Career 25 vs. George Mason (2/12/05)

FIELD GOALS
 Season 5, three times, most recently at George Mason (1/3/07)
 Career 10 vs. George Mason (2/12/05)

FIELD GOAL ATTEMPTS
 Season 13 vs. Cornell (12/2/06)
 Career 19 vs. George Mason (2/12/05)

3-POINT FIELD GOALS
 Season 4 at George Mason (1/3/07)
 Career 5, four times, most recently at Georgia State (1/14/06)

3-POINT FIELD GOAL ATTEMPTS
 Season 10 vs. Cornell (12/2/06)
 Career 11 vs. George Mason (2/12/05)

FREE THROWS
 Season 4 vs. North Florida (12/8/06)
 Career 4, six times, most recently vs. North Florida (12/8/06)

FREE THROW ATTEMPTS
 Season 4 vs. North Florida (12/8/06)
 Career 6 vs. Hampton (12/30/04)

REBOUNDS
 Season 9 vs. North Florida (12/8/06)
 Career 9 vs. North Florida (12/8/06)

ASSISTS
 Season 4, three times, most recently at Georgia State (1/8/07)
 Career 6 vs. Towson (1/26/05)

STEALS
 Season 2 vs. Northeastern (1/6/07)
 Career 5 vs. Maine (11/18/05)

BLOCKED SHOTS
 Season 1 vs. Northeastern (1/6/07)
 Career 1, five times, most recently vs. Northeastern (1/6/07)

MINUTES
 Season 32 at George Mason (1/3/07)
 Career 41 vs. George Mason (2/12/05)

MANN'S 2006-07 GAME-BY-GAME STATISTICS

Date	Opp	Min	FG-A	Pct	3FG-A	Pct	FT-A	Pct	O-D	Tot	PF	A	TO	B	S	Pts
N11	at Kansas St.	20	2-6	.333	1-5	.200	0-0	.000	1-0	1	5	1	1	0	1	5
N20	Wagner	23	0-6	.000	0-3	.000	0-0	.000	0-3	3	0	1	0	1	1	0
N25	at Holy Cross	27	5-9	.556	2-5	.400	0-1	.000	0-6	6	3	4	0	0	0	12
N28	at Navy	26	1-6	.167	1-6	.167	0-0	.000	0-2	2	2	3	2	0	0	3
D1	Jacksonville St.	28	4-8	.500	0-3	.000	0-0	.000	0-5	5	2	2	4	0	1	8
D2	Cornell	29	5-13	.385	4-10	.400	1-2	.500	0-4	4	2	1	0	0	0	15
D5	Towson	24	1-8	.125	0-6	.000	4-4	1.000	0-0	0	1	2	0	0	2	6
D8	North Florida	29	4-11	.364	1-6	.167	4-4	1.000	1-8	9	2	3	1	0	0	13
D22	UMBC	26	1-4	.250	0-2	.000	3-3	1.000	0-0	0	1	2	2	0	0	5
D28	Hampton	30	4-8	.500	2-5	.400	2-2	1.000	2-1	3	2	1	3	0	1	12
D31	Richmond	32	1-8	.125	0-2	.000	1-2	.500	1-7	8	1	4	1	0	0	3
J3	at GMU	32	5-11	.455	4-9	.444	0-1	.000	0-0	0	1	1	1	0	0	14
J6	Northeastern	29	1-6	.167	0-3	.000	0-0	.000	1-4	5	0	1	4	1	2	2
J8	at Georgia St.	29	3-9	.333	1-6	.167	0-0	.000	1-5	6	0	4	1	0	1	7
J10	VCU															
J13	at Delaware															
J17	GMU															
J20	at Hofstra															
J24	at ODU															
J27	Georgia State															
J29	at VCU															
J31	JMU															
F3	UNCW															
F7	at JMU															
F10	at UNCW															
F14	Drexel															
F17	ESPN BracketBusters															
F21	at Drexel															
F24	ODU															

MANN'S CAREER STATISTICS

Season	G-GS	Min-Avg	FG-A	Pct	3FG-A	Pct	FT-A	Pct	OR-DR	Reb-Avg	PF-FO	A	TO	Blk	St	Pts-Avg
2004-05	29-18	696-24.0	82-226	.363	37-121	.306	25-36	.694	10-58	68-2.3	37-0	76	67	3	25	226-7.8
2005-06	28-7	611-21.8	72-196	.367	51-124	.411	23-30	.767	7-56	63-2.3	46-0	46	31	0	21	218-7.8
2006-07	14-13	384-27.4	37-114	.325	16-71	.225	15-19	.789	6-46	52-3.7	22-1	30	20	2	9	105-7.5
Career	71-38	1691-23.8	191-537	.356	104-316	.329	63-85	.741	23-160	183-2.6	106-1	152	117	5	55	549-7.7

MANN'S CAA STATISTICS

Season	G-GS	Min-Avg	FG-A	Pct	3FG-A	Pct	FT-A	Pct	OR-DR	Reb-Avg	PF-FO	A	TO	Blk	St	Pts-Avg
2004-05	18-11	460-25.6	54-150	.360	21-77	.273	16-22	.727	7-36	43-2.4	25-0	47	33	2	13	145-8.1
2005-06	18-3	365-20.3	45-124	.363	34-81	.420	16-22	.727	4-29	33-1.8	26-0	26	18	0	8	140-7.8
2006-07	4-4	114-28.5	10-34	.294	5-24	.208	4-5	.800	2-9	11-2.8	2-0	8	6	1	5	29-7.3
Career	40-18	939-23.5	109-308	.354	60-182	.330	36-49	.735	13-74	87-2.2	52-0	81	57	3	25	314-7.9

12

MARCUS BARNETT

Jr. - G - 6-2 - 195 (Hampton, Va./Phoebus)

SINGLE-GAME HIGHS

POINTS	
Season	None
Career	None

FIELD GOALS	
Season	None
Career	None

FIELD GOAL ATTEMPTS	
Season	None
Career	None

3-POINT FIELD GOALS	
Season	None
Career	None

3-POINT FIELD GOAL ATTEMPTS	
Season	None
Career	None

FREE THROWS	
Season	None
Career	None

FREE THROW ATTEMPTS	
Season	1 vs. Wagner (11/20/06)
Career	1 vs. Wagner (11/20/06)

REBOUNDS	
Season	1 vs. Wagner (11/20/06)
Career	1 vs. Wagner (11/20/06)

ASSISTS	
Season	None
Career	None

STEALS	
Season	None
Career	None

BLOCKED SHOTS	
Season	1 vs. Wagner (11/20/06)
Career	1 vs. Wagner (11/20/06)

MINUTES	
Season	2 vs. Wagner (11/20/06)
Career	2 vs. Wagner (11/20/06)

- Saw the first action of his W&M career against Wagner (11/20/06) and finished with a rebound and a blocked shot
- Joined the Tribe as a walk-on prior to the 2006-07 season
- A three-year letterwinner as a point and shooting guard at Phoebus
- A 2004 Basketball Zooms Scholar-Athlete Award winner
- Was the Phoebus team captain in 2003-04
- Lived and grew up in Italy

BARNETT'S 2006-07 GAME-BY-GAME STATISTICS

Date	Opp	Min	FG-A	Pct	3FG-A	Pct	FT-A	Pct	O-D	Tot	PF	A	TO	B	S	Pts
N11	at Kansas St.						DNP									
N20	Wagner	2	0-0	.000	0-0	.000	0-1	.000	0-1	1	1	0	0	1	0	0
N25	at Holy Cross						DNP									
N28	at Navy						DNP									
D1	Jacksonville St.						DNP									
D2	Cornell						DNP									
D5	Towson						DNP									
D8	North Florida	1	0-0	.000	0-0	.000	0-0	.000	0-0	0	0	0	0	0	0	0
D22	UMBC						DNP									
D28	Hampton						DNP									
D31	Richmond						DNP									
J3	at GMU						DNP									
J6	Northeastern						DNP									
J8	at Georgia St.	0+	0-0	.000	0-0	.000	0-0	.000	0-0	0	0	0	1	0	0	0
J10	VCU						DNP									
J13	at Delaware						DNP									
J17	GMU						DNP									
J20	at Hofstra						DNP									
J24	at ODU						DNP									
J27	Georgia State						DNP									
J29	at VCU						DNP									
J31	JMU						DNP									
F3	UNCW						DNP									
F7	at JMU						DNP									
F10	at UNCW						DNP									
F14	Drexel						DNP									
F17	ESPN BracketBusters						DNP									
F21	at Drexel						DNP									
F24	ODU						DNP									

* Games started

BARNETT'S CAREER STATISTICS

Season	G-GS	Min-Avg	FG-A	Pct	3FG-A	Pct	FT-A	Pct	OR-DR	Reb-Avg	PF-FO	A	TO	Blk	St	Pts-Avg
2006-07	3-0	3-1.0	0-0	.000	0-0	.000	0-1	.000	0-1	1-0.5	1-0	0	1	1	0	0-0.0
Career	3-0	3-1.0	0-0	.000	0-0	.000	0-1	.000	0-1	1-0.5	1-0	0	1	1	0	0-0.0

BARNETT'S CAA STATISTICS

Season	G-GS	Min-Avg	FG-A	Pct	3FG-A	Pct	FT-A	Pct	OR-DR	Reb-Avg	PF-FO	A	TO	Blk	St	Pts-Avg
2006-07	1-0	0-0.0	0-0	.000	0-0	.000	0-0	.000	0-0	0-0.0	0-0	0	1	0	0	0-0.0
Career	1-0	0-0.0	0-0	.000	0-0	.000	0-0	.000	0-0	0-0.0	0-0	0	1	0	0	0-0.0

13

LAIMISKISIELIUS

Jr. - F - 6-8 - 210 (Vilnius, Lithuania/Miller School (Va.))

- Has led W&M in scoring on six occasions and ranks 19th in the CAA at 12.6 points per game
- Connected on three 3-point field goals for the third time this season at Georgia State (1/8/07), scoring a game-high 12 points
- Had an all-around game at George Mason (1/3/07), equalling a season-high with eight rebounds and tying a career-high with five assists
- Tallied 11 points with a season-high eight rebounds vs. Richmond (12/31/06)
- Led W&M for the fourth time on the year with 19 points, including a career-high tying two block shots in a win over UMBC (12/22/06)
- Posted back-to-back 20-point games vs. Cornell (12/2/06) and Jacksonville State (12/1/06) on his way to earning W&M Tip-Off Classic All-Tournament team honors
- Established career highs with eight field goals and three steals vs. Wagner
- Hit on 5-of-7 from the floor, including a perfect 3-of-3 from 3-point range against Kansas State for 16 points
- Played for Lithuania in the Global Games over the summer and helped his squad to a silver medal in the tournament
- Had eight games of five or more rebounds, including a career-high nine at UMBC(12/17/05)
- CAA All-Rookie selection in 2004-05
- Tallied a career-high 23 points, along with five assists, at UNC Wilmington (2/9/04)

Date	Opp	Min	FG-A	Pct	3FG-A	Pct	FT-A	Pct	O-D	Tot	PF	A	TO	B	S	Pts
N11	at Kansas St.	35	5-7	.714	3-3	1.000	3-4	.750	1-1	2	3	2	3	0	1	16
N20	Wagner	28	8-12	.667	2-4	.500	0-1	.000	0-2	2	4	1	3	0	3	18
N25	at Holy Cross	30	4-10	.400	2-4	.500	0-0	.000	1-2	3	1	1	5	1	0	10
N28	at Navy	26	2-3	.667	0-0	.000	4-5	.800	0-4	4	1	0	3	0	1	8
D1	Jacksonville St.	31	5-6	.833	1-2	.500	9-12	.750	3-3	6	0	1	6	0	1	20
D2	Cornell	35	7-12	.583	3-6	.500	4-4	1.000	3-3	6	2	4	1	0	1	21
D5	Towson	29	0-6	.000	0-3	.000	0-0	.000	0-0	0	0	4	1	0	0	0
D8	North Florida	30	2-5	.400	0-2	.000	1-2	.500	2-0	2	1	3	1	2	1	5
D22	UMBC	34	5-7	.714	2-3	.667	7-8	.875	2-1	3	1	2	2	2	1	19
D28	Hampton	31	4-5	.800	2-2	1.000	8-12	.667	0-1	1	3	3	3	0	1	18
D31	Richmond	30	4-6	.667	1-3	.333	2-4	.500	3-5	8	1	3	2	2	0	11
J3	at GMU	29	2-7	.286	0-1	.000	5-6	.833	4-4	8	2	5	4	0	1	9
J6	Northeastern	28	3-9	.333	1-5	.200	2-4	.500	1-1	2	2	2	2	1	1	9
J8	at Georgia St.	26	4-9	.444	3-4	.750	1-2	.500	1-2	3	3	1	2	0	1	12
J10	VCU															
J13	at Delaware															
J17	GMU															
J20	at Hofstra															
J24	at ODU															
J27	Georgia State															
J29	at VCU															
J31	JMU															
F3	UNCW															
F7	at JMU															
F10	at UNCW															
F14	Drexel															
F17	ESPN BracketBusters															
F21	at Drexel															
F24	ODU															

* Games started

KISIELIUS' CAREER STATISTICS

Season	G-GS	Min-Avg	FG-A	Pct	3FG-A	Pct	FT-A	Pct	OR-DR	Reb-Avg	PF-FO	A	TO	Blk	St	Pts-Avg
2004-05	28-20	710-25.4	78-203	.384	19-63	.302	69-90	.767	22-65	87-3.1	55-3	53	60	4	14	244-8.7
2005-06	28-25	634-22.6	68-198	.343	12-60	.200	51-68	.750	30-67	97-3.5	53-2	41	64	1	14	199-7.1
2006-07	14-13	422-30.1	55-104	.529	20-42	.476	46-64	.719	21-29	50-3.6	26-0	32	38	8	13	176-12.6
Career	70-58	1766-25.2	201-505	.398	50-161	.311	166-222	.748	73-161	234-3.3	134-5	126	162	13	41	619-8.8

KISIELIUS' CAA STATISTICS

Season	G-GS	Min-Avg	FG-A	Pct	3FG-A	Pct	FT-A	Pct	OR-DR	Reb-Avg	PF-FO	A	TO	Blk	St	Pts-Avg
2004-05	18-14	504-28.0	57-145	.393	13-36	.361	54-69	.783	17-46	63-3.5	35-1	36	39	4	4	181-10.1
2005-06	18-15	390-21.7	40-125	.320	6-36	.167	31-40	.775	18-27	45-2.5	37-2	25	38	1	9	117-6.5
2006-07	4-4	112-28.0	9-31	.290	4-13	.308	8-12	.667	6-7	13-3.3	7-0	12	9	1	3	30-7.5
Career	40-33	1008-25.2	106-301	.352	23-85	.271	93-121	.769	41-80	121-3.0	79-3	73	86	5	16	328-8.2

SINGLE-GAME HIGHS

POINTS	
Season	21 vs. Cornell (12/2/06)
Career	23 at UNC Wilmington (2/9/05)
FIELD GOALS	
Season	8 vs. Wagner (11/20/06)
Career	8 vs. Wagner (11/20/06)
FIELD GOAL ATTEMPTS	
Season	12 vs. Cornell (12/2/06)
	12 vs. Wagner (11/20/06)
Career	15 at UNC Wilmington (2/9/05)
3-POINT FIELD GOALS	
Season	3, three times, most recently at Georgia State (1/8/07)
Career	3, five times, most recently at Georgia State (1/8/07)
3-POINT FIELD GOAL ATTEMPTS	
Season	6 vs. Cornell (12/2/06)
Career	8 at UNC Wilmington (2/9/05)
FREE THROWS	
Season	9 vs. Jacksonville State (12/1/06)
Career	9 vs. Jacksonville State (12/1/06)
FREE THROW ATTEMPTS	
Season	12 vs. Hampton (12/28/06)
	12 vs. Jacksonville State (12/1/06)
Career	12 vs. Hampton (12/28/06)
	12 vs. Jacksonville State (12/1/06)
REBOUNDS	
Season	8 at George Mason (1/3/07)
	8 vs. Richmond (12/31/06)
Career	9 at UMBC (12/17/05)
ASSISTS	
Season	5 at George Mason (1/3/07)
Career	5, three times, most recently at George Mason (1/3/07)
STEALS	
Season	3 vs. Wagner (11/20/06)
Career	3 vs. Wagner (11/20/06)
BLOCKED SHOTS	
Season	2, three times, most recently vs. Richmond (12/31/06)
Career	2, four times, most recently vs. Richmond (12/31/06)
MINUTES	
Season	35 vs. Cornell (12/2/06)
	35 at Kansas State (11/11/06)
Career	35, five times, most recently vs. Cornell (12/2/06)

SINGLE-GAME HIGHS

POINTS

Season 10 vs. North Florida (12/8/06)
 Career 16 vs. James Madison (1/28/06)

FIELD GOALS

Season 4 vs. Northeastern (1/6/07)
 Career 6 vs. Campbell (11/26/05)

FIELD GOAL ATTEMPTS

Season 7 vs. Northeastern (1/6/07)
 Career 7, four times, most recently vs. Northeastern (1/6/07)

3-POINT FIELD GOALS

Season 1 at Georgia State (1/8/07)
 1 vs. Northeastern (1/6/07)
 Career 1 at Georgia State (1/8/07)
 1 vs. Northeastern (1/6/07)

3-POINT FIELD GOAL ATTEMPTS

Season 1, four times, most recently at Georgia State (1/8/07)
 Career 1, 10 times, most recently at Georgia State (1/8/07)

FREE THROWS

Season 4 vs. North Florida (12/8/06)
 Career 8 vs. James Madison (1/28/06)

FREE THROW ATTEMPTS

Season 8 vs. North Florida (12/8/06)
 Career 11 vs. James Madison (1/28/06)

REBOUNDS

Season 8 vs. Richmond (12/31/06)
 Career 8 vs. Richmond (12/31/06)

ASSISTS

Season 4, three times, most recently at Georgia State (1/8/07)
 Career 4, three times, most recently at Georgia State (1/8/07)

STEALS

Season 2 vs. North Florida (12/8/06)
 Career 2, three times, most recently vs. North Florida (12/8/06)

BLOCKED SHOTS

Season 2 vs. North Florida (12/8/06)
 Career 2 vs. North Florida (12/8/06)
 2 at Old Dominion (2/9/06)

MINUTES

Season 30 vs. Cornell (12/2/06)
 Career 30 vs. Cornell (12/2/06)

15

PETERSTEIN

So. - F - 6-9 - 225 (Houton, Texas/Westbury Christian)

- Connected on 3-pointer for the second straight game at Georgia State (1/8/07) finishing with five points and team-highs in rebounds (7) and assists (4)
- Tallied nine points, including his first career 3-point field goal vs. Northeastern (1/6/07)
- Led the Tribe with a career-high eight rebounds in the College's victory over Richmond (12/31/06)
- Tallied a season-high and his fourth career double-digit performance with 10 points against North Florida to go along with a career-high two blocked shots
- Played 28 minutes off the bench in the CAA opener against Towson and contributed a season-high six points, a team-high four rebounds and tied his career-high with four assists, while shooting 3-of-4 from the field
- Led the Tribe with six rebounds and four assists against Jacksonville State (12/1/06), both totals were career highs
- Started the Tribe's exhibition opening victory over Barton College, scoring seven points and pulling down two rebounds
- Played in 25 contests, while making a trio of starts as a freshman
- Scored in double figures on three occasions
- Had a career high 16 points on a perfect 4-of-4 from the field and 8-of-11 from the free throw line in an 86-68 victory over James Madison (1/28/06)
- Helped team win three Texas Private School state championships
- McDonald's All-American nominee

STEIN'S 2006-07 GAME-BY-GAME STATISTICS

Date	Opp	Min	FG-A	Pct	3FG-A	Pct	FT-A	Pct	O-D	Tot	PF	A	TO	B	S	Pts
N11	at Kansas St.	20	2-4	.500	0-0	.000	0-0	.000	3-3	6	4	2	2	0	0	4
N20	Wagner	7	1-1	1.000	0-0	.000	0-0	.000	0-0	0	4	1	1	0	0	2
N25	at Holy Cross	18	1-1	1.000	0-0	.000	1-2	.500	0-0	0	2	0	4	0	0	3
N28	at Navy	13	2-2	1.000	0-0	.000	0-0	.000	1-1	2	0	0	1	0	0	4
D1	Jacksonville St.	20	1-1	1.000	0-0	.000	0-2	.000	2-4	6	1	4	3	0	0	2
D2	Cornell	30	1-1	1.000	0-0	.000	0-3	.000	3-1	4	2	2	2	1	0	2
D5	Towson	28	3-4	.750	0-0	.000	0-1	.000	1-3	4	3	4	2	0	0	6
D8	North Florida	23	3-4	.750	0-1	.000	4-8	.500	0-4	4	3	0	1	2	2	10
D22	UMBC	19	2-5	.400	0-0	.000	0-0	.000	0-2	2	3	0	0	0	1	4
D28	Hampton	20	2-3	.667	0-0	.000	3-3	1.000	2-1	3	4	1	3	0	0	7
D31	Richmond	20	1-2	.500	0-1	.000	2-3	.667	4-4	8	2	1	1	0	0	4
J3	at GMU	26	2-3	.667	0-0	.000	0-0	.000	1-2	3	4	1	0	0	0	4
J6	Northeastern	24	4-7	.571	1-1	1.000	0-0	.000	0-3	3	1	0	2	0	1	9
J8	at Georgia St.	26	2-2	1.000	1-1	1.000	0-0	.000	1-6	7	2	4	2	0	0	5
J10	VCU															
J13	at Delaware															
J17	GMU															
J20	at Hofstra															
J24	at ODU															
J27	Georgia State															
J29	at VCU															
J31	JMU															
F3	UNCW															
F7	at JMU															
F10	at UNCW															
F14	Drexel															
F17	ESPN BracketBusters															
F21	at Drexel															
F24	ODU															

* Games started

STEIN'S CAREER STATISTICS

Season	G-GS	Min-Avg	FG-A	Pct	3FG-A	Pct	FT-A	Pct	OR-DR	Reb-Avg	PF-FO	A	TO	Blk	St	Pts-Avg
2005-06	25-3	371-14.8	41-71	.577	0-6	.000	19-32	.594	19-30	49-2.0	44-1	18	33	4	9	101-4.0
2006-07	14-11	294-21.0	27-40	.675	2-4	.500	10-22	.455	18-34	52-3.7	35-0	20	24	3	4	66-4.7
Career	39-14	665-17.1	68-111	.613	2-10	.200	29-54	.537	37-64	101-2.6	79-1	38	57	7	13	167-4.3

STEIN'S CAA STATISTICS

Season	G-GS	Min-Avg	FG-A	Pct	3FG-A	Pct	FT-A	Pct	OR-DR	Reb-Avg	PF-FO	A	TO	Blk	St	Pts-Avg
2005-06	17-1	270-15.9	28-51	.549	0-5	.000	18-30	.600	16-19	35-2.1	31-1	13	24	4	6	74-4.4
2006-07	4-3	104-26.0	11-16	.688	2-2	1.000	0-1	.000	3-14	17-4.3	7-0	9	6	0	1	24-6.0
Career	21-4	374-17.8	39-67	.582	2-7	.286	18-31	.580	19-33	52-2.5	38-1	22	30	4	7	98-4.7

20

KYLE CARRABINE

Jr. - F - 6-7 - 205 (Naperville, Ill./Neuqua Valley)

- One of the Tribe's best threats from 3-point range, connecting on 43.2 percent in 13.3 minutes a game off the bench
- Played a career-high 19 minutes at Georgia State (1/8/07) and scored five straight points to answer a Panther run, including an NBA 3-pointer as the shot clock expired
- Gave W&M its first lead at George Mason (1/3/07) with a 3-pointer from the right wing midway through the first half
- Connected on a pair of 3-pointers during a two-minute span late in the first half to give the Tribe a halftime lead against Hampton (12/28/06)
- Came off the bench to tally career highs in rebounds (4) and steals (1) to go along with five points against UMBC (12/22/06)
- In his second career start vs. Towson (12/5/06), scored a career-high 10 points, while connecting on 3-of-6 from 3-point range
- Started his first career game against Jacksonville State (12/1/06) and finished with two points, two rebounds and an assist
- Notched then-career highs in minutes (18), points (9) and 3-point field goals made (3) against Navy (11/28/06)
- All three of his treys against Navy came in the first half to keep the Tribe within striking distance
- Knocked down his lone 3-point field goal on the season on his way to scoring a then career-high five points at Old Dominion (2/9/06)
- First career points came on a 3-pointer at No. 8 Kentucky (12/22/04)

SINGLE-GAME HIGHS

POINTS	
Season	10 vs. Towson (12/5/06)
Career	10 vs. Towson (12/5/06)
FIELD GOALS	
Season	3 vs. Towson (12/5/06) 3 at Navy (11/28/06)
Career	3 vs. Towson (12/5/06) 3 at Navy (11/28/06)
FIELD GOAL ATTEMPTS	
Season	7 at Navy (11/28/06)
Career	7 at Navy (11/28/06)
3-POINT FIELD GOALS	
Season	3 vs. Towson (12/5/06) 3 at Navy (11/28/06)
Career	3 vs. Towson (12/5/06) 3 at Navy (11/28/06)
3-POINT FIELD GOAL ATTEMPTS	
Season	7 at Navy (11/28/06)
Career	7 at Navy (11/28/06)
FREE THROWS	
Season	2 vs. Wagner (11/20/06)
Career	2 vs. Wagner (11/20/06) 2 at Old Dominion (2/9/06)
FREE THROW ATTEMPTS	
Season	3 vs. Wagner (11/20/06)
Career	3 vs. Wagner (11/20/06) 3 at Old Dominion (2/9/06)
REBOUNDS	
Season	4 at George Mason (1/3/07) 4 vs. UMBC (12/22/06)
Career	4 at George Mason (1/3/07) 4 vs. UMBC (12/22/06)
ASSISTS	
Season	2 vs. Northeastern (1/6/07)
Career	2 vs. Northeastern (1/6/07)
STEALS	
Season	1, three times, most recently at Georgia State (1/8/07)
Career	1, six times, most recently at Georgia State (1/8/07)
BLOCKED SHOTS	
Season	1 vs. Northeastern (1/6/07)
Career	1 vs. Northeastern (1/6/07)
MINUTES	
Season	19 at Georgia State (1/8/07)
Career	19 at Georgia State (1/8/07)

CARRABINE'S 2006-07 GAME-BY-GAME STATISTICS

Date	Opp	Min	FG-A	Pct	3FG-A	Pct	FT-A	Pct	O-D	Tot	PF	A	TO	B	S	Pts
N11	at Kansas St.	3	0-0	.000	0-0	.000	0-0	.000	0-0	0	0	0	0	0	0	0
N20	Wagner	12	1-1	1.000	0-0	.000	2-3	.667	0-1	1	0	0	0	0	0	4
N25	at Holy Cross	2	0-0	.000	0-0	.000	0-0	.000	0-0	0	0	0	0	0	0	0
N28	at Navy	18	3-7	.429	3-7	.429	0-0	.000	0-0	0	0	0	1	0	0	9
D1	Jacksonville St.	14	1-5	.200	0-3	.000	0-0	.000	0-2	2	0	1	0	0	0	2
D2	Cornell	13	2-3	.667	1-2	.500	0-0	.000	1-0	1	1	0	0	0	0	5
D5	Towson	16	3-6	.500	3-6	.500	1-2	.500	0-2	2	2	0	0	0	0	10
D8	North Florida	10	2-3	.667	1-2	.500	0-0	.000	0-1	1	0	0	1	0	0	5
D22	UMBC	13	2-5	.400	1-3	.333	0-0	.000	0-4	4	1	0	0	0	1	5
D28	Hampton	15	2-4	.500	2-4	.500	0-0	.000	1-0	1	0	1	1	0	0	6
D31	Richmond	15	2-4	.500	2-4	.500	1-2	.500	1-1	2	1	0	1	0	0	7
J3	at GMU	17	2-3	.667	1-2	.500	0-0	.000	1-3	4	0	1	1	0	1	5
J6	Northeastern	18	2-3	.667	1-2	.500	1-2	.500	0-3	3	1	2	0	1	0	6
J8	at Georgia St.	19	2-4	.500	1-2	.500	0-0	.000	0-1	1	1	0	1	0	1	5
J10	VCU															
J13	at Delaware															
J17	GMU															
J20	at Hofstra															
J24	at ODU															
J27	Georgia State															
J29	at VCU															
J31	JMU															
F3	UNCW															
F7	at JMU															
F10	at UNCW															
F14	Drexel															
F17	ESPN BracketBusters															
F21	at Drexel															
F24	ODU															

CARRABINE'S CAREER STATISTICS

Season	G-GS	Min-Avg	FG-A	Pct	3FG-A	Pct	FT-A	Pct	OR-DR	Reb-Avg	PF-FO	A	TO	Blk	St	Pts-Avg
2004-05	15-0	75-5.0	6-16	.375	2-10	.200	1-2	.500	2-4	6-0.4	5-0	3	1	0	3	15-1.0
2005-06	8-0	30-3.8	3-11	.273	1-6	.167	2-3	.667	0-4	4-0.5	0-0	0	2	0	0	9-1.1
2006-07	14-2	186-13.3	24-48	.500	16-37	.432	5-9	.556	5-17	22-1.6	7-0	5	6	1	3	69-4.9
Career	37-2	290-7.8	33-75	.440	19-53	.358	8-14	.571	7-25	32-0.9	12-0	8	9	1	6	93-2.5

CARRABINE'S CAA STATISTICS

Season	G-GS	Min-Avg	FG-A	Pct	3FG-A	Pct	FT-A	Pct	OR-DR	Reb-Avg	PF-FO	A	TO	Blk	St	Pts-Avg
2004-05	9-0	52-5.8	4-9	.444	1-5	.200	1-2	.500	2-4	6-0.7	4-0	0	1	0	1	10-1.1
2005-06	7-0	23-3.3	3-8	.375	1-5	.200	2-3	.667	0-1	1-0.1	0-0	0	0	0	0	9-1.3
2006-07	4-1	70-17.5	9-15	.600	6-12	.500	2-4	.500	1-9	10-2.5	4-0	3	2	1	2	26-6.5
Career	21-1	145-6.9	16-33	.485	8-22	.364	5-9	.556	3-14	17-0.8	8-0	3	3	1	3	45-2.1

SINGLE-GAME HIGHS

POINTS

Season 12 vs. Wagner (11/20/06)
 Career 12 vs. Wagner (11/20/06)

FIELD GOALS

Season 5 vs. Wagner (11/20/06)
 Career 5 vs. Wagner (11/20/06)

FIELD GOAL ATTEMPTS

Season 10 vs. Wagner (11/20/06)
 Career 10 vs. Wagner (11/20/06)

3-POINT FIELD GOALS

Season 2 vs. Wagner (11/20/06)
 Career 2 vs. Wagner (11/20/06)

3-POINT FIELD GOAL ATTEMPTS

Season 5 vs. Wagner (11/20/06)
 Career 5 vs. Wagner (11/20/06)

FREE THROWS

Season None
 Career None

FREE THROW ATTEMPTS

Season 6 vs. Jacksonville State (12/1/06)
 Career 6 vs. Jacksonville State (12/1/06)

REBOUNDS

Season 4 at Holy Cross (11/25/06)
 Career 4 at Holy Cross (11/25/06)

ASSISTS

Season 1, four times, most recently
 vs. Towson (12/5/06)
 Career 1, four times, most recently
 vs. Towson (12/5/06)

STEALS

Season 1, three times, most recently
 vs. Jacksonville State (12/1/06)
 Career 1, three times, most recently
 vs. Jacksonville State (12/1/06)

BLOCKED SHOTS

Season 1 vs. Jacksonville State (12/1/06)
 Career 1 vs. Jacksonville State (12/1/06)

MINUTES

Season 19 at Navy (11/28/06)
 Career 19 at Navy (11/28/06)

22

DANNY SUMNER

Fr. - F - 6-7 - 190 (Fairfax, Va./Paul VI)

- Highlight reel two-handed dunk after driving the left baseline in the first half at Georgia State (1/8/07)
- Made first career start against Cornell (12/2/06)
- Scored his first collegiate points with 12 on 5-of-10 from the field against Wagner (11/20/06)
- Pulled down three rebounds, all offensive, against the Seahawks
- Played 12 minutes and finished with two points, three rebounds and a block against Barton College
- His two points against the Bulldogs came on a follow-up two-handed dunk
- Named to the *Washington Post* First-Team All-Metro squad as a senior
- Honored with the Ron Johnson Award as the Five Star Most Promising Guard Prospect
- A First-Team *D.C. Examiner* and WCACA All-Conference selection
- Named the Virginia Independent Schools State Player of the Year in 2006
- Averaged 19.3 points, 8.6 rebounds, 2.0 assists and 2.0 blocks per game as a senior at Paul VI Catholic
- Led team to the Virginia Independent Schools Division I State final in 2004 and 2005, while advancing to the semifinals in 2006
- A honorable mention *Washington Post* All-Metro pick as a junior
- First W&M player from Paul VI since David Cully, who graduated from W&M in 1996 as the College's all-time blocked shots leader (248)

SUMNER'S 2006-07 GAME-BY-GAME STATISTICS

Date	Opp	Min	FG-A	Pct	3FG-A	Pct	FT-A	Pct	O-D	Tot	PF	A	TO	B	S	Pts
N11	at Kansas St.	6	0-1	.000	0-1	.000	0-0	.000	0-0	0	1	1	1	0	0	0
N20	Wagner	16	5-10	.500	2-5	.400	0-0	.000	3-0	3	0	1	0	0	1	12
N25	at Holy Cross	14	1-4	.250	0-0	.000	0-1	.000	2-2	4	0	0	2	0	0	2
N28	at Navy	19	2-8	.250	0-3	.000	0-0	.000	1-0	1	0	1	1	0	1	4
D1	Jacksonville St.	10	0-4	.000	0-0	.000	0-6	.000	2-0	2	0	0	0	1	1	0
D2	Cornell	10	1-4	.250	0-2	.000	0-0	.000	0-0	0	0	0	1	0	0	2
D5	Towson	3	0-2	.000	0-1	.000	0-0	.000	0-1	1	0	1	0	0	0	0
D8	North Florida	1	0-1	.000	0-1	.000	0-0	.000	0-0	0	0	0	0	0	0	0
D22	UMBC															DNP
D28	Hampton															DNP
D31	Richmond															DNP
J3	at GMU															DNP
J6	Northeastern															DNP
J8	at Georgia St.	3	1-1	1.000	0-0	.000	0-0	.000	0-0	0	0	0	0	0	0	2
J10	VCU															
J13	at Delaware															
J17	GMU															
J20	at Hofstra															
J24	at ODU															
J27	Georgia State															
J29	at VCU															
J31	JMU															
F3	UNCW															
F7	at JMU															
F10	at UNCW															
F14	Drexel															
F17	ESPN BracketBusters															
F21	at Drexel															
F24	ODU															

* Games started

SUMNER'S CAREER STATISTICS

Season	G-GS	Min-Avg	FG-A	Pct	3FG-A	Pct	FT-A	Pct	OR-DR	Reb-Avg	PF-FO	A	TO	Blk	St	Pts-Avg
2006-07	9-1	82-9.1	10-35	.286	2-13	.154	0-7	.000	8-3	11-1.2	1-0	4	5	1	3	22-2.4
Career	9-1	82-9.1	10-35	.286	2-13	.154	0-7	.000	8-3	11-1.2	1-0	4	5	1	3	22-2.4

SUMNER'S CAA STATISTICS

Season	G-GS	Min-Avg	FG-A	Pct	3FG-A	Pct	FT-A	Pct	OR-DR	Reb-Avg	PF-FO	A	TO	Blk	St	Pts-Avg
2006-07	2-0	6-3.0	1-3	.333	0-1	.000	0-0	.000	0-1	1-0.5	0-0	1	0	0	0	2-1.0
Career	2-0	6-3.0	1-3	.333	0-1	.000	0-0	.000	0-1	1-0.5	0-0	1	0	0	0	2-1.0

23

CHRIS DARNELL

So. - F - 6-8 - 210 (Fredericksburg, Va./North Stafford)

- Finished with two points and four rebounds in W&M's victory at George Mason (1/3/07)
- Had a career-high two blocked shots vs. Cornell (12/2/06)
- Started his first game of the season and second of his career at Navy (11/28/06)
- Turned in an all-around solid performance against Wagner (11/20/06) with seven points, five rebounds and a career-high three assists in 15 minutes off the bench
- Came off the bench in Tribe's exhibition win over Barton College, finishing with three points, three rebounds and two assists in 14 minutes of action
- Earned his first career start against Hofstra (2/20/06)
- In his first career game against Maine (11/18/05), knocked down a pair of 3-point field goals on his way to six points, four rebounds and two assists in 15 minutes
- Tallied a season-high eight points on 3-of-5 from the field to go along with a career-best seven rebounds against Delaware (2/15/06)
- Led the team in rebounding on three occasions, including back-to-back games with seven boards against Delaware (2/15/06) and four vs. Hofstra (2/20/06)
- Selected to the Virginia Group AAA All-State Second-Team by the *Associated Press*
- *Free-Lance Star* and district player of the year as a senior
- Set North Stafford High School's career scoring record with 1,464 points
- Averaged 24 points and 10 rebounds a game as a senior

Date	Opp	Min	FG-A	Pct	3FG-A	Pct	FT-A	Pct	O-D	Tot	PF	A	TO	B	S	Pts
N11	at Kansas St.	9	1-2	.500	1-1	1.000	0-0	.000	0-3	3	1	1	1	0	0	3
N20	Wagner	15	3-5	.600	1-1	1.000	0-0	.000	3-2	5	1	3	1	0	0	7
N25	at Holy Cross	3	0-1	.000	0-0	.000	0-0	.000	0-0	0	0	0	0	0	0	0
N28	at Navy	10	0-1	.000	0-0	.000	0-0	.000	0-2	2	1	1	2	1	0	0
D1	Jacksonville St.	16	0-3	.000	0-0	.000	0-2	.000	0-5	5	2	1	3	0	0	0
D2	Cornell	17	1-2	.500	0-0	.000	1-1	1.000	0-1	1	2	3	2	2	1	3
D5	Towson	4	0-0	.000	0-0	.000	2-2	1.000	1-2	3	2	0	2	0	0	2
D8	North Florida	9	0-0	.000	0-0	.000	0-0	.000	0-0	0	1	0	1	0	1	0
D22	UMBC	12	0-0	.000	0-0	.000	0-0	.000	0-0	0	1	0	0	0	0	0
D28	Hampton	3	0-1	.000	0-0	.000	0-0	.000	0-0	0	0	0	0	0	0	0
D31	Richmond	10	1-3	.333	0-1	.000	0-2	.000	1-2	3	2	1	1	0	0	2
J3	at GMU	11	1-5	.200	0-3	.000	0-0	.000	1-3	4	2	1	0	0	0	2
J6	Northeastern	10	1-3	.333	0-1	.000	0-0	.000	2-1	3	0	0	1	0	0	2
J8	at Georgia St.	14	2-2	1.000	0-0	.000	1-2	.500	0-1	1	2	0	0	1	0	5
J10	VCU															
J13	at Delaware															
J17	GMU															
J20	at Hofstra															
J24	at ODU															
J27	Georgia State															
J29	at VCU															
J31	JMU															
F3	UNCW															
F7	at JMU															
F10	at UNCW															
F14	Drexel															
F17	ESPN BracketBusters															
F21	at Drexel															
F24	ODU															

* Games started

DARNELL'S CAREER STATISTICS

Season	G-GS	Min-Avg	FG-A	Pct	3FG-A	Pct	FT-A	Pct	OR-DR	Reb-Avg	PF-FO	A	TO	Blk	St	Pts-Avg
2005-06	21-1	237-11.3	23-60	.383	4-18	.222	5-8	.625	14-32	46-2.2	5-0	13	13	3	3	55-2.6
2006-07	14-2	143-10.2	10-28	.357	2-7	.286	4-9	.444	6-21	27-1.9	17-0	11	14	4	2	26-1.9
Career	35-3	380-10.9	33-87	.379	6-25	.240	9-17	.529	20-53	73-2.1	22-0	24	27	7	5	81-2.3

DARNELL'S CAA STATISTICS

Season	G-GS	Min-Avg	FG-A	Pct	3FG-A	Pct	FT-A	Pct	OR-DR	Reb-Avg	PF-FO	A	TO	Blk	St	Pts-Avg
2005-06	15-1	174-11.6	16-47	.340	2-13	.154	5-8	.625	12-23	35-2.3	3-0	9	10	3	3	39-2.6
2006-07	4-0	39-9.8	4-10	.400	0-4	.000	3-5	.750	4-7	11-2.8	6-0	1	3	1	0	11-2.8
Career	19-1	213-11.2	20-57	.351	2-17	.118	8-12	.667	16-30	46-2.4	9-0	10	13	4	3	50-2.6

SINGLE-GAME HIGHS

POINTS	
Season	7 vs. Wagner (11/20/06)
Career	8 vs. Delaware (2/15/06)
FIELD GOALS	
Season	3 vs. Wagner (11/20/06)
Career	3, four times, most recently vs. Wagner (11/20/06)
FIELD GOAL ATTEMPTS	
Season	5 at George Mason (1/3/07)
	5 vs. Wagner (11/20/06)
Career	6 vs. Georgia State (2/4/06)
	6 at UNC Wilmington (1/7/06)
3-POINT FIELD GOALS	
Season	1 vs. Wagner (11/20/06)
	1 at Kansas State (11/11/06)
Career	2 vs. Maine (11/18/05)
3-POINT FIELD GOAL ATTEMPTS	
Season	3 at George Mason (1/3/07)
Career	3 at George Mason (1/3/07)
	3 at Towson (12/3/05)
FREE THROWS	
Season	2 vs. Towson (12/5/06)
Career	2 vs. Hofstra (2/20/06)
FREE THROW ATTEMPTS	
Season	2, four times, most recently at Georgia State (1/8/07)
Career	2, seven times, most recently at Georgia State (1/8/07)
REBOUNDS	
Season	5 vs. Wagner (11/20/06)
Career	7 vs. Delaware (2/15/06)
ASSISTS	
Season	3 vs. Cornell
	3 vs. Wagner (11/20/06)
Career	3, four times, most recently vs. Cornell (12/2/06)
STEALS	
Season	1 vs. North Florida (12/8/06)
	1 vs. Cornell (12/2/06)
Career	1, five times, most recently vs. North Florida (12/8/06)
BLOCKED SHOTS	
Season	2 vs. Cornell (12/2/06)
Career	2 vs. Cornell (12/2/06)
MINUTES	
Season	17 vs. Cornell (12/2/06)
Career	21 vs. Delaware (2/15/06)

SINGLE-GAME HIGHS

POINTS

Season 18 vs. Jacksonville State (12/1/06)
 Career 20 at Virginia Tech (12/27/05)

FIELD GOALS

Season 7 vs. Towson (12/5/06)
 Career 7, three times, most recently
 vs. Towson (12/5/06)

FIELD GOAL ATTEMPTS

Season 16 vs. Towson (12/5/06)
 16 at Navy (11/28/06)
 Career 16 vs. Towson (12/5/06)
 16 at Navy (11/28/06)

3-POINT FIELD GOALS

Season 2 vs. Hampton (12/28/06)
 Career 3 at Drexel (2/23/06)

3-POINT FIELD GOAL ATTEMPTS

Season 4 vs. Towson (12/5/06)
 4 at Holy Cross (11/25/06)
 Career 4 vs. Towson (12/5/06)
 4 at Drexel (2/23/06)

FREE THROWS

Season 8 vs. Northeastern (1/6/07)
 8 vs. Cornell (12/2/06)
 Career 8 vs. Northeastern (1/6/07)
 8 vs. Cornell (12/2/06)

FREE THROW ATTEMPTS

Season 10 vs. Cornell (12/2/06)
 Career 10 vs. Cornell (12/2/06)

REBOUNDS

Season 9 at George Mason (1/3/07)
 Career 9 at George Mason (1/3/07)

ASSISTS

Season 4 vs. UMBC (12/22/06)
 Career 8 vs. Campbell (11/26/05)

STEALS

Season 3 vs. North Florida (12/8/06)
 3 vs. Cornell (12/2/06)
 Career 4 at James Madison (2/11/06)
 4 at Longwood (11/28/05)

BLOCKED SHOTS

Season 1 at Navy (11/28/06)
 Career 1, three times, most recently
 at Navy (11/28/06)

MINUTES

Season 36 at Holy Cross (11/25/06)
 Career 36 at Holy Cross (11/25/06)

24

ADAMPAYTON

Sr. - G - 6-3 - 195 (Burlington, N.J./The Lawrenceville School)

- Scored the final four points, all free throws, leading W&M to a 60-57 win over Northeastern with 15 points, including 8-of-9 from the free throw line
- Has scored in double figures on 10 occasions this season
- Tallied 10 of his 12 points in the second half at George Mason (1/3/07), including the game clinching free throws
- Pulled down a career-high nine rebounds, including four offensive at GMU
- Chipped in 16 points off the bench, including a trio of dunks vs. Towson (12/5/06)
- Earned W&M Tip-Off MVP honors with an exceptional performance over the final five minutes against Cornell (12/2/06) to lead the Tribe back from a 13-point deficit
- Also had nine points, two assists and two steals vs. the Seahawks
- Team Co-Captain with senior Adam Trumbower
- Topped W&M in steals in 2005-06, ranking eighth in the CAA
- Ranked third on the team in assists, while ranking fifth in points per game
- Had a career-high 20 points against Virginia Tech (12/27/05) on 7-of-9 shooting and a perfect 5-of-5 from the free throw line
- Turned in an impressive floor game against Campbell (11/26/05) with 13 points, a career-high eight assists and seven rebounds
- The eight assists vs. Campbell were a W&M season-high in 2005-06
- Transferred to W&M from Vanderbilt prior to the 2004-05 season

PAYTON'S 2006-07 GAME-BY-GAME STATISTICS

Date	Opp	Min	FG-A	Pct	3FG-A	Pct	FT-A	Pct	O-D	Tot	PF	A	TO	B	S	Pts
N11	at Kansas St.	29	2-8	.250	0-2	.000	1-1	1.000	1-2	3	1	2	3	0	0	5
N20	Wagner	21	4-6	.667	1-3	.333	0-0	.000	1-7	8	1	2	1	0	2	9
N25	at Holy Cross	36	5-14	.357	1-4	.250	4-5	.800	2-3	5	3	3	1	0	1	15
N28	at Navy	28	5-16	.313	0-2	.000	2-2	1.000	3-0	3	3	1	2	1	2	12
D1	Jacksonville St.	26	6-10	.600	1-2	.500	5-6	.833	2-3	5	1	0	4	0	2	18
D2	Cornell	34	1-5	.200	0-1	.000	8-10	.800	1-1	2	0	1	3	0	3	10
D5	Towson	28	7-16	.438	1-4	.250	1-2	.500	0-4	4	5	0	1	0	1	16
D8	North Florida	26	4-10	.400	1-3	.333	1-1	1.000	1-2	3	1	0	3	0	3	10
D22	UMBC	32	1-2	.500	1-1	1.000	4-4	1.000	0-4	4	1	4	1	0	0	7
D28	Hampton	33	4-7	.571	2-2	1.000	2-2	1.000	1-1	2	2	2	4	0	1	12
D31	Richmond	33	4-7	.571	1-2	.500	4-6	.667	1-3	4	1	2	3	0	1	13
J3	at GMU	31	5-14	.357	0-2	.000	2-2	1.000	4-5	9	2	2	2	0	1	12
J6	Northeastern	33	3-9	.333	1-2	.500	8-9	.889	0-2	2	1	2	1	0	2	15
J8	at Georgia St.	28	3-8	.375	0-2	.000	1-1	1.000	2-2	4	0	1	4	0	1	7
J10	VCU															
J13	at Delaware															
J17	GMU															
J20	at Hofstra															
J24	at ODU															
J27	Georgia State															
J29	at VCU															
J31	JMU															
F3	UNCW															
F7	at JMU															
F10	at UNCW															
F14	Drexel															
F17	ESPN BracketBusters															
F21	at Drexel															
F24	ODU															

• Games started

PAYTON'S CAREER STATISTICS

Season	G-GS	Min-Avg	FG-A	Pct	3FG-A	Pct	FT-A	Pct	OR-DR	Reb-Avg	PF-FO	A	TO	Blk	St	Pts-Avg
2002-03†	23-0	179-7.8	10-28	.357	6-12	.500	3-12	.250	0-5	5-0.2	14-0	12	13	0	8	29-1.3
2003-04†	29-0	252-8.7	25-46	.543	5-12	.417	9-18	.500	0-21	21-0.7	14-0	22	25	1	8	64-2.2
2005-06	28-26	675-24.1	70-145	.483	14-30	.467	42-63	.667	23-48	71-2.5	41-1	50	53	1	45	196-7.0
2006-07	14-12	418-29.9	54-132	.409	10-32	.313	43-51	.843	19-39	58-4.1	22-1	22	33	1	20	161-11.5
Career	94-38	1524-16.2	159-351	.453	35-86	.407	97-144	.674	42-113	155-1.6	91-2	106	118	3	81	450-4.8

† at Vanderbilt

PAYTON'S CAA STATISTICS

Season	G-GS	Min-Avg	FG-A	Pct	3FG-A	Pct	FT-A	Pct	OR-DR	Reb-Avg	PF-FO	A	TO	Blk	St	Pts-Avg
2005-06	18-17	413-22.9	36-86	.419	8-20	.400	15-24	.625	14-26	40-2.2	28-1	28	33	0	24	95-5.3
2006-07	4-3	120-30.0	18-47	.383	2-10	.200	12-14	.857	6-13	19-4.8	3-0	5	8	0	5	50-12.5
Career	22-20	533-24.2	54-133	.406	10-30	.333	27-38	.711	20-39	59-2.7	31-1	33	41	0	29	145-6.6

25

CHRIS STRATTON

Jr. - F - 6-6 - 205 (Burke, Va./Lake Braddock)

- Saw first action of the 2006-07 season against Wagner (11/20/06) and scored two points
- Walk on forward from Burke, Va.
- Appeared in nine games, averaging 0.3 points and 0.7 rebounds per game in 2005-06
- Notched a season-high two points in six minutes of action at Towson (12/3/05)
- Pulled down a season-high three rebounds in the season-opening victory over Maine (11/18/05)
- Played in 14 games and earned first career start against Hofstra (1/31/05) as a freshman
- Scored a career-high four points against Longwood (12/1/04)
- Pulled down four rebounds, including three offensive, at UNC Greensboro (12/20/04)

SINGLE-GAME HIGHS

POINTS	
Season	2 vs. Wagner (11/20/06)
Career	4 vs. Longwood (12/1/04)
FIELD GOALS	
Season	1 vs. Wagner (11/20/06)
Career	1, six times, most recently vs. Wagner (11/20/06)
FIELD GOAL ATTEMPTS	
Season	1 vs. Wagner (11/20/06)
Career	3 at UNC Greensboro (12/20/04)
3-POINT FIELD GOALS	
Season	None
Career	None
3-POINT FIELD GOAL ATTEMPTS	
Season	None
Career	1 at George Mason (1/29/05)
FREE THROWS	
Season	None
Career	2 vs. Longwood (12/1/04)
FREE THROW ATTEMPTS	
Season	1 vs. Wagner (11/20/06)
Career	2 vs. Hofstra (2/20/06)
REBOUNDS	
Season	None
Career	4 at UNC Greensboro (12/20/04)
ASSISTS	
Season	None
Career	1, three times, most recently at Old Dominion (2/9/06)
STEALS	
Season	None
Career	1, three times, most recently vs. Hofstra (2/20/06)
BLOCKED SHOTS	
Season	None
Career	1 vs. Hofstra (2/20/06)
MINUTES	
Season	2 vs. Wagner (11/20/06)
Career	18 at Hofstra (1/31/05)

STRATTON'S 2006-07 GAME-BY-GAME STATISTICS

Date	Opp	Min	FG-A	Pct	3FG-A	Pct	FT-A	Pct	O-D	Tot	PF	A	TO	B	S	Pts
N11	at Kansas St.						DNP									
N20	Wagner	2	1-1	1.000	0-0	.000	0-0	.000	1-0	1	0	0	0	0	0	2
N25	at Holy Cross						DNP									
N28	at Navy						DNP									
D1	Jacksonville St.						DNP									
D2	Cornell						DNP									
D5	Towson						DNP									
D8	North Florida	1	0-0	.000	0-0	.000	0-0	.000	0-0	0	0	0	0	0	0	0
D22	UMBC						DNP									
D28	Hampton						DNP									
D31	Richmond						DNP									
J3	at GMU						DNP									
J6	Northeastern						DNP									
J8	at Georgia St.	0+	0-0	.000	0-0	.000	0-0	.000	0-0	0	0	0	0	0	0	0
J10	VCU						DNP									
J13	at Delaware						DNP									
J17	GMU						DNP									
J20	at Hofstra						DNP									
J24	at ODU						DNP									
J27	Georgia State						DNP									
J29	at VCU						DNP									
J31	JMU						DNP									
F3	UNCW						DNP									
F7	at JMU						DNP									
F10	at UNCW						DNP									
F14	Drexel						DNP									
F17	ESPN BracketBusters						DNP									
F21	at Drexel						DNP									
F24	ODU						DNP									

* Games started

STRATTON'S CAREER STATISTICS

Season	G-GS	Min-Avg	FG-A	Pct	3FG-A	Pct	FT-A	Pct	OR-DR	Reb-Avg	PF-FO	A	TO	Blk	St	Pts-Avg
2004-05	14-1	82-5.9	5-9	.556	0-1	.000	2-2	1.000	7-7	14-1.0	6-0	2	5	0	1	12-0.9
2005-06	9-0	24-2.7	1-3	.333	0-0	.000	1-2	.500	2-4	6-0.7	1-0	1	1	1	2	3-0.3
2006-07	3-0	3-1.5	1-1	1.000	0-0	.000	0-0	.000	1-0	1-0.3	0-0	0	0	0	0	2-0.7
Career	26-1	109-4.4	7-13	.538	0-1	.000	3-4	.750	10-11	21-0.8	7-0	3	6	1	3	17-0.7

STRATTON'S CAA STATISTICS

Season	G-GS	Min-Avg	FG-A	Pct	3FG-A	Pct	FT-A	Pct	OR-DR	Reb-Avg	PF-FO	A	TO	Blk	St	Pts-Avg
2004-05	7-1	51-7.3	2-3	.667	0-1	.000	0-0	.000	2-3	5-0.7	6-0	0	2	0	1	4-0.6
2005-06	8-0	18-2.3	1-2	.500	0-0	.000	1-2	.500	0-3	3-0.4	1-0	1	1	1	2	3-0.4
2006-07	1-0	0-0.0	0-0	.000	0-0	.000	0-0	.000	0-0	0-0.0	0-0	0	0	0	0	0-0.0
Career	16-1	69-4.6	3-5	.600	0-1	.000	1-2	.500	2-6	8-0.5	7-0	1	3	1	3	7-0.4

SINGLE-GAME HIGHS

POINTS
 Season 9 vs. Wagner (11/20/06)
 Career 27 at VCU(2/23/05)

FIELD GOALS
 Season 4 at Holy Cross (11/25/06)
 Career 4 vs. Wagner (11/20/06)
 Career 10 at Hofstra (1/24/04)

FIELD GOAL ATTEMPTS
 Season 10 vs. Wagner (11/20/06)
 Career 18 at Northeastern (2/2/06)

3-POINT FIELD GOALS
 Season None
 Career None

3-POINT FIELD GOAL ATTEMPTS
 Season None
 Career None

FREE THROWS
 Season 1 vs. Jacksonville State (12/1/06)
 Career 1 vs. Wagner (11/20/06)
 Career 13 at VCU (2/23/05)

FREE THROW ATTEMPTS
 Season 2, three times, most recently
 Career vs. Jacksonville State (12/1/06)
 Career 17, Delaware (2/11/04)

REBOUNDS
 Season 6 at Holy Cross (11/25/06)
 Career 13, three times, most recently
 Career at Towson (2/26/05)

ASSISTS
 Season 1, four times, most recently
 Career vs. North Florida (12/8/06)
 Career 4 vs. Towson (2/18/04)
 Career 4 at Virginia (1/5/04)

STEALS
 Season 3 vs. Jacksonville State (12/1/06)
 Career 3, four times, most recently
 Career vs. Jacksonville State (12/1/06)

BLOCKED SHOTS
 Season 1 vs. Jacksonville State (12/1/06)
 Career 3 at UNC Greensboro (12/20/04)

MINUTES
 Season 26 at Holy Cross (11/25/06)
 Career 40 vs. George Mason (2/12/05)

45

COREY COFIELD

Sr. - F - 6-5 - 245 (Newton, Mass./Roxbury Latin)

- Moved into 23rd on the W&M career scoring list against Jacksonville State (12/1/06)
- Moved into 19th on the W&M career rebounds list with four against Cornell (12/2/06)
- Started his first game of the season against the Crusaders
- Topped W&M in rebounding and field-goal percentage for the second straight season in 2005-06 with 4.7 per contest and .554 (112-of-202), respectively
- His .554 field-goal percentage ranked sixth in school history, behind his .563 percentage of 2003-04
- Became the 14th player in W&M history to garner 1,000 points and 500 rebounds during his career
- Career field-goal percentage of .530 (357-of-674) ranks sixth in W&M history
- Notched his 12th career double-double with 19 points and 11 rebounds at Northeastern (2/2/06)
- A Third-Team All-CAA selection in 2003-04 and in 2004-05
- 2004 CAA Rookie of the Year
- Named MVP of the W&M Tip-Off Classic in 2004, and garnered CAA Player of the Week honors following the performance
- His .804 free throw percentage in 2004-05 ranked as the 17th-best in school history, while his 144 free throws during his sophomore season was the 10th-best total

COFIELD'S 2006-07 GAME-BY-GAME STATISTICS

Date	Opp	Min	FG-A	Pct	3FG-A	Pct	FT-A	Pct	O-D	Tot	PF	A	TO	B	S	Pts
N11	at Kansas St.	14	2-4	.500	0-0	.000	0-2	.000	0-0	0	0	1	1	0	0	4
N20	Wagner	13	4-10	.400	0-0	.000	1-2	.500	0-5	5	4	0	4	0	0	9
N25	at Holy Cross	16	4-8	.500	0-0	.000	0-0	.000	2-4	6	1	1	1	0	0	8
N28	at Navy	10	0-1	.000	0-0	.000	0-0	.000	1-2	3	0	0	3	0	0	0
D1	Jacksonville St.	12	2-6	.333	0-0	.000	1-2	.500	1-1	2	2	1	5	1	3	5
D2	Cornell	11	1-6	.167	0-0	.000	0-0	.000	1-3	4	2	0	1	0	1	2
D5	Towson	4	0-0	.000	0-0	.000	0-0	.000	1-0	1	0	0	0	0	0	0
D8	North Florida	4	0-1	.000	0-0	.000	0-0	.000	0-0	0	0	1	0	0	0	0
D22	UMBC															
D28	Hampton															
D31	Richmond															
J3	at GMU															
J6	Northeastern	3	0-0	.000	0-0	.000	0-0	.000	0-1	1	0	0	0	0	0	0
J8	at Georgia St.	2	0-0	.000	0-0	.000	0-0	.000	0-0	0	1	0	0	0	0	0
J10	VCU															
J13	at Delaware															
J17	GMU															
J20	at Hofstra															
J24	at ODU															
J27	Georgia State															
J29	at VCU															
J31	JMU															
F3	UNCW															
F7	at JMU															
F10	at UNCW															
F14	Drexel															
F17	ESPN BracketBusters															
F21	at Drexel															
F24	ODU															

* Games started

COFIELD'S CAREER STATISTICS

Season	G-GS	Min-Avg	FG-A	Pct	3FG-A	Pct	FT-A	Pct	OR-DR	Reb-Avg	PF-FO	A	TO	Blk	St	Pts-Avg
2003-04	28-21	782-27.9	126-224	.563	0-0	.000	118-186	.634	72-113	185-6.6	61-0	37	70	9	29	370-13.2
2004-05	29-27	833-28.7	119-248	.480	0-0	.000	144-179	.804	79-121	200-6.9	72-3	26	88	17	21	382-13.2
2005-06	28-15	625-22.3	112-202	.554	0-0	.000	63-92	.685	61-71	132-4.7	56-1	28	57	5	25	287-10.3
2006-07	10-2	97-10.8	13-36	.361	0-0	.000	2-6	.333	5-17	22-2.2	9-0	4	15	1	4	28-2.8
Career	95-65	2337-24.9	370-710	.521	0-0	.000	327-463	.706	216-318	539-5.7	197-4	95	230	32	79	1067-11.2

COFIELD'S CAA STATISTICS

Season	G-GS	Min-Avg	FG-A	Pct	3FG-A	Pct	FT-A	Pct	OR-DR	Reb-Avg	PF-FO	A	TO	Blk	St	Pts-Avg
2003-04	18-16	565-31.4	92-164	.561	0-0	.000	89-133	.669	49-86	135-7.5	40-0	24	54	7	20	273-15.2
2004-05	18-16	532-29.6	81-167	.485	0-0	.000	100-123	.813	55-74	129-7.2	44-1	18	61	9	17	262-14.6
2005-06	18-11	390-21.7	60-116	.517	0-0	.000	38-56	.679	36-39	75-4.2	29-0	19	30	3	20	158-8.8
2006-07	3-0	9-3.0	0-0	.000	0-0	.000	0-0	.000	1-1	2-0.7	0-0	0	0	0	0	0-0.0
Career	57-43	1497-26.3	233-447	.521	0-0	.000	227-312	.728	141-200	341-6.0	113-1	61	145	19	57	693-12.2

THE LAST TIME...

TEAM

Played AP No. 1 team: at #1 Duke, L - 97-61, 12/30/91
 Defeated team ranked 2-10 by AP: vs. #2 North Carolina, 78-75, 12/7/77
 Defeated team ranked in the AP Top 25: vs. #2 North Carolina, 78-75, 12/7/77
 Defeated A.P. top 25 on the road: at #8 West Virginia, 89-76, 3/3/61

W&M INDIVIDUALS

Had a triple-double: not since 1986-87
 Had a double-double: Corey Cofield (19 pts., 11 rebs.) at Northeastern, 2/2/06
 Had 30-plus points and 10-plus rebounds: Jeff Cohen (49 pts., 31 rebs.) vs. Richmond, 2/25/61
 Four players in double figures: Nathan Mann (14), Adam Payton (12), Alex Smith (11) and David Schneider (10) at George Mason, 1/3/07
 Five players in double figures: Brian Hutt (13), Corey Cofield (12), Calvin Baker (11), Laimis Kiselius (10) and Taylor Mokris (10) at James Madison 2/11/06
 Six players in double figures: Todd Cauthorn (17 pts.), Thomas Roberts (14), Brendan Connor, Matt Verkey (13 each), Sean Duff (12), and David Cully (11) vs. Shenandoah, 12/22/92
 Scored 30-39 points: Adam Hess (36) at Drexel, 2/7/04
 Scored 40-49 points: Jeff Cohen (49) vs. Richmond, 2/25/61
 Two or more players score 20-29 points in the same game: Nick D'Antoni (25) and Nathan Mann (25) vs. George Mason, 2/12/05
 Perfect at FT line (10 att.): Adam Hess (12-12) vs. VCU, 1/18/03
 Perfect beyond 3-point line (5 att.): Never
 Had 15-19 Rebounds: Adam Hess (15) at VCU, 2/25/02
 Had 10 or more assists: Nick D'Antoni (11) at George Mason, 1/31/04
 Had 6 or more steals: Adam Hess (6) at George Mason, 1/31/04
 Had 5 or more blocked shots: David Cully (10) vs. George Mason, 2/26/96

OPPONENT INDIVIDUALS

Had a triple-double: Michael Anderson (10 pts., 11 rebs., 10 assts.), Drexel, 11/30/85
 Had a double-double: Akeem Wright (10 pts, 13 reb.), Kansas State, 11/11/06
 Four players in double figures: Keith Simmons (18 pts.), Tim Clifford (13) Torey Thomas (10), Pat Dorghety (10), Holy Cross, 11/25/06
 Five players in double figures: Jose Juan Barea (17 pts.), Shawn James, Adrian Martinez (13), Bennett Davis, Aaron Davis (11), Northeastern, 2/2/06
 Six players in double figures: Vic Hamilton (24), Jonathan Kerner (16), Deron Rippey (14), Tim Basham (11), Othello Meadows (11), and Tony Parham (11), East Carolina, 2/14/96
 Scored 30-39 points: Nick George (36 pts.), VCU, 2/23/05
 Scored 40-49 points: Anton Gill (40 pts.), East Carolina, 1/19/94

Two or more players score 20-29 points in the same game: Jerrell Dinkins (22), John Zito (20), UMBC, 12/17/05
 Perfect at FT line (10 att.): Bill Mayew (14-14), UNCW, 1/29/97
 Had 15-19 Rebounds: Rick Edwards and Eric Poole (15 Rebs.), Richmond, 2/8/97
 Had 10 or more assists: Torey Thomas (10), Holy Cross, 11/19/05
 Had 6 or more steals: Keith Simmons (7), Holy Cross, 11/25/06
 Had 5 or more blocked shots: Shawn James (8), Northeastern, 2/2/06

W&M FIELD GOAL SHOOTING

Shot 50 percent or better: .512 vs. Hampton, 12/28/06
 Shot 60 percent or better: .633 vs. Georgia State, 2/4/06
 Shot 70 percent or better: .746 vs. Virginia Wesleyan, 2/1/84
 Made 30-39 field goals: 32 vs. Wagner, 11/20/06
 Made 40-49 field goals: 43 vs. George Mason, 2/27/95
 Made 50 or more field goals: not since 1986-87
 Attempted 60-69 field goals: 64 vs. Wagner, 11/20/06
 Attempted 70-79 field goals: 72 at Northeastern, 2/2/06
 Attempted 80-89 field goals: 84 vs. George Mason, 2/12/05
 Attempted 90 or more field goals: not since 1986-87

OPPONENT FIELD GOAL SHOOTING

Shot 50 percent or better: .531, Towson, 12/5/06
 Shot 60 percent or better: .614, Navy, 11/28/06
 Shot 70 percent or better: .705, Navy, 3/8/85
 Made 30-39 field goals: 32, Hofstra, 2/20/06
 Made 40-49 field goals: 40, George Mason, 2/27/95
 Made 50 or more field goals: not since 1986-87
 Attempted 60-69 field goals: 62, Jacksonville State, 12/1/06
 Attempted 70-79 field goals: 71, Old Dominion, 2/9/06
 Attempted 80-89 field goals: 80, Kansas State, 11/11/06
 Attempted 90 or more field goals: 94, George Mason, 2/27/95

W&M THREE-POINT SHOOTING

Shot 50 percent or better: .500 vs. UNC-Greensboro, 12/21/05
 Shot 60 percent or better: .750 vs. Old Dominion, 2/16/01
 Shot 70-79 percent: .750 vs. Old Dominion, 2/17/01
 Made 10-14 3-point field goals: 13 vs. George Mason, 2/12/05
 Made 15 or more 3-pt. field goals: 16 vs. George Mason, 1/24/96
 Attempted 20-29 3-point field goals: 23 at Georgia State, 1/8/07
 Attempted 30-39 3-point field goals: 34 at Radford, 11/24/03

OPPONENT THREE-POINT SHOOTING

Shot 50 percent or better: .643 at Navy, 11/28/06
 Shot 60 percent or better: .643 at Navy, 11/28/06
 Shot 70-79 percent: .750 vs. Richmond, 11/30/88
 Shot 80 percent or better: .800 vs. Wake Forest, 2/4/91
 Made 10-14 3-point field goals: 10 vs. James Madison, 1/28/06
 Made 15 or more 3-point field goals: 17 at VCU, 2/19/03
 Attempted 20-29 3-point field goals: 24 vs. Northeastern, 1/6/07
 Attempted 30-39 3-point field goals: 30 vs. Richmond, 12/31/06

THE LAST TIME...

W&M FREE THROW SHOOTING

Shot 80 percent or better: .857 (12-14) at George Mason, 1/3/07
 Shot 90 percent or better: .955 (21-22) vs. UMBC, 12/22/06
 Shot 100 percent: 1.000 (13-13) at Drexel, 2/7/04
 Made 20-29 free throws: 21 vs. Hampton, 12/28/06
 Made 30-39 free throws: 32 vs. Hartford, 11/19/04
 Made 40 or more free throws: not since 1964
 Attempted 10 or fewer free throws: 7 at Georgia State, 1/8/07
 Attempted 30-39 free throws: 33 vs. Jacksonville State, 12/1/06
 Attempted 40-49 free throws: 41 vs. Hartford, 11/19/04
 Attempted 50-59 free throws: not since 1986-87
 Attempted 60 or more free throws: not since 1964

OPPONENT FREE THROW SHOOTING

Shot 80 percent or better: .917 (11-12) vs. Northeastern, 1/6/07
 Shot 90 percent or better: .917 (11-12) vs. Northeastern, 1/6/07
 Shot 100 percent: 1.000 at George Mason, 1/26/06
 Made 20-29 free throws: 21 vs. VCU, 2/25/06
 Made 30-39 free throws: 32 at George Mason, 1/3/02
 Made 40 or more free throws: not since 1964
 Attempted 10 or fewer free throws: 8 vs. North Florida, 12/8/06
 Attempted 30-39 free throws: 31 vs. Hampton, 12/28/06
 Attempted 40-49 free throws: 42 at George Mason, 1/3/02
 Attempted 50-59 free throws: not since 1986-87
 Attempted 60 or more free throws: not since 1964

W&M SCORING

Scored 80 or more points: 90 vs. Georgia State, 2/4/06
 Scored 90 or more points: 90 vs. Georgia State, 2/4/06
 Scored 100 or more points: 101 vs. Elon, 12/22/98
 Scored 110 or more points: 116 vs. George Mason, 2/27/94

OPPONENT SCORING

Scored 80 or more points: 82 vs. Hofstra, 2/20/06
 Scored 90 or more points: 91 at VCU, 2/23/05
 Scored 100 or more points: 104 vs. George Mason, 2/12/05
 Scored 110 or more points: 127 at Virginia Tech, 1/29/73

W&M REBOUNDING

Had 40 or more rebounds: 40 vs. Richmond, 12/31/06
 Had 50 or more rebounds: 51 vs. Maine, 11/18/06
 Had 60 or more rebounds: 67 vs. Marymount, 11/29/95

OPPONENT REBOUNDING

Had 40 or more rebounds: 40 at Old Dominion, 2/9/06
 Had 50 or more rebounds: 59 at Kansas State, 11/11/06
 Had 60 or more rebounds: 60 at VMI, 2/10/65

W&M ASSISTS

Had 20 or more assists: 25 vs. Georgia State, 2/4/06
 Had 30 or more assists: 33 vs. George Mason, 2/27/95

OPPONENT ASSISTS

Had 20 or more assists: 20 at Navy, 11/28/06
 Had 30 or more assists: not since 1964

W&M BLOCKED SHOTS

Had 10 or more blocked shots: 17 vs. George Mason, 2/26/96

OPPONENT BLOCKED SHOTS

Had 10 or more blocked shots: 13 vs. Drexel, 1/5/06

W&M STEALS

Had 10 or more steals: 12 vs. North Florida, 12/8/06
 Had 15 or more steals: 19 at Virginia Tech, 12/23/03

OPPONENT STEALS

Had 10 or more steals: 11 vs. Hampton, 12/28/06
 Had 15 or more steals: 19 at Towson, 12/3/05

MISCELLANEOUS

TWO W&M PLAYERS HAD A DOUBLE-DOUBLE IN THE SAME GAME:

Adam Hess (23 pts., 10 rebs.) and Zeb Cope (11 pts., 11 rebs.) vs. Towson, 3/5/04

W&M PLAYER LED THE TEAM IN POINTS, REBOUNDS AND ASSISTS IN THE SAME GAME:

Adam Trumbower (12 points, 6 rebounds, 4 assists) at Navy, 11/28/06

W&M PLAYED 2OT:

vs. George Mason, 2/12/05 (L, 104-99)

W&M PLAYED 3OT:

vs. Virginia Tech, 1/21/81 (W 48-46)

W&M PLAYED 4OT:

Never

W&M SHOT 70 PERCENT FROM THE FLOOR IN A HALF:

.739 (2nd Half) vs. Georgia State, 2/4/06

W&M SHOT 60 PERCENT FROM THE FLOOR IN A HALF:

.600 (12-of-20) (2nd half) vs. Hampton, 12/28/06

W&M SHOT less than 30 percent from the floor in a half:

.250 (1st Half) at Georgia State, 1/14/06

W&M OVERCAME A DEFICIT IN THE FINAL FIVE MINUTES TO WIN A GAME:

Overcame 59-46 deficit to win 73-68 in OT vs. Cornell, 12/2/06

W&M OVERCAME A HALFTIME DEFICIT IN TWO CONSECUTIVE GAMES:

Overcame 33-31 deficit to win 67-63 (George Mason, A, 1/3/07)
 Overcame 27-26 deficit to win 60-57 (Northeastern, H, 1/6/07)



**GAME 1
KANSAS STATE 70, W&M 60
NOVEMBER 11, 2006**

W&M player statistics for Game 1. Columns include player name, min, fg, fga, 3-pt fg, 3-pt fga, ft, fta, rebo (of, de, tot), pf, tp, a, to, blk, s, min. Totals: 21 53 8 21 10 18 10 27 37 24 60 16 19 1 6 200.

TOTAL FG% 1st Half: 10-25 40.0% 2nd Half: 11-28 39.3% Game: 39.6%
3-Pt. FG% 1st Half: 4-9 44.4% 2nd Half: 4-12 33.3% Game: 38.1%
F Throw % 1st Half: 3-5 60.0% 2nd Half: 7-13 53.8% Game: 55.6%

Kansas State player statistics for Game 1. Columns include player name, min, fg, fga, 3-pt fg, 3-pt fga, ft, fta, rebo (of, de, tot), pf, tp, a, to, blk, s, min. Totals: 24 80 6 29 16 27 32 27 59 18 70 16 9 8 8 200.

TOTAL FG% 1st Half: 13-44 29.5% 2nd Half: 11-36 30.6% Game: 30.0%
3-Pt. FG% 1st Half: 3-15 20.0% 2nd Half: 3-14 21.4% Game: 20.7%
F Throw % 1st Half: 5-9 55.6% 2nd Half: 11-18 61.1% Game: 59.3%

Officials: Steve Olson, Brad Ferrie, John Moore
Technical fouls: William & Mary-None. Kansas State-None.
Attendance: 11390

Score by Periods: William & Mary 27, 33, 60; Kansas State 34, 36, 70

**GAME 3
HOLY CROSS 66, W&M 57
NOVEMBER 25, 2006**

W&M player statistics for Game 3. Columns include player name, min, fg, fga, 3-pt fg, 3-pt fga, ft, fta, rebo (of, de, tot), pf, tp, a, to, blk, s, min. Totals: 22 56 5 17 8 14 10 22 32 20 57 11 15 2 4 200.

TOTAL FG% 1st Half: 9-24 37.5% 2nd Half: 13-32 40.6% Game: 39.3%
3-Pt. FG% 1st Half: 2-9 22.2% 2nd Half: 3-8 37.5% Game: 29.4%
F Throw % 1st Half: 6-9 66.7% 2nd Half: 2-5 40.0% Game: 57.1%

Holy Cross player statistics for Game 3. Columns include player name, min, fg, fga, 3-pt fg, 3-pt fga, ft, fta, rebo (of, de, tot), pf, tp, a, to, blk, s, min. Totals: 22 60 5 25 17 23 17 26 43 18 66 14 13 5 12 200.

TOTAL FG% 1st Half: 13-25 52.0% 2nd Half: 9-35 25.7% Game: 36.7%
3-Pt. FG% 1st Half: 4-14 28.6% 2nd Half: 1-11 9.1% Game: 20.0%
F Throw % 1st Half: 4-6 66.7% 2nd Half: 13-17 76.5% Game: 73.9%

Officials: Don McEvoy, Kevin Hart, Joe Pescitelli
Technical fouls: William & Mary-None. Holy Cross-None.
Attendance: 2103

Score by Periods: William & Mary 26, 31, 57; Holy Cross 34, 32, 66

**GAME 2
W&M 77, WAGNER 53
NOVEMBER 20, 2006**

W&M player statistics for Game 2. Columns include player name, min, fg, fga, 3-pt fg, 3-pt fga, ft, fta, rebo (of, de, tot), pf, tp, a, to, blk, s, min. Totals: 17 52 8 31 11 23 11 27 38 17 53 10 19 1 3 200.

TOTAL FG% 1st Half: 7-22 31.8% 2nd Half: 10-30 33.3% Game: 32.7%
3-Pt. FG% 1st Half: 3-14 21.4% 2nd Half: 5-17 29.4% Game: 25.8%
F Throw % 1st Half: 3-10 30.0% 2nd Half: 8-13 61.5% Game: 47.8%

W&M player statistics for Game 2 (continued). Columns include player name, min, fg, fga, 3-pt fg, 3-pt fga, ft, fta, rebo (of, de, tot), pf, tp, a, to, blk, s, min. Totals: 32 64 7 19 6 12 10 32 42 25 77 16 13 4 8 200.

TOTAL FG% 1st Half: 13-29 44.8% 2nd Half: 19-35 54.3% Game: 50.0%
3-Pt. FG% 1st Half: 4-11 36.4% 2nd Half: 3-8 37.5% Game: 36.8%
F Throw % 1st Half: 1-4 25.0% 2nd Half: 5-8 62.5% Game: 50.0%

Officials: Harold Harris, Jr., George Harry, Ray Perone
Technical fouls: Wagner-Ulrich, James. William and Mary-None.
Attendance: 3197

Score by Periods: Wagner 20, 33, 53; William & Mary 31, 46, 77

**GAME 4
NAVY 79, W&M 63
NOVEMBER 28, 2006**

W&M player statistics for Game 4. Columns include player name, min, fg, fga, 3-pt fg, 3-pt fga, ft, fta, rebo (of, de, tot), pf, tp, a, to, blk, s, min. Totals: 22 55 4 21 15 20 12 18 30 13 63 11 18 2 6 200.

TOTAL FG% 1st Half: 12-29 41.4% 2nd Half: 10-26 38.5% Game: 40.0%
3-Pt. FG% 1st Half: 4-12 33.3% 2nd Half: 0-9 0.0% Game: 19.0%
F Throw % 1st Half: 0-1 0.0% 2nd Half: 15-19 78.9% Game: 75.0%

W&M player statistics for Game 4 (continued). Columns include player name, min, fg, fga, 3-pt fg, 3-pt fga, ft, fta, rebo (of, de, tot), pf, tp, a, to, blk, s, min. Totals: 27 44 9 14 16 23 4 24 28 19 79 20 17 1 11 200.

TOTAL FG% 1st Half: 14-25 56.0% 2nd Half: 13-19 68.4% Game: 61.4%
3-Pt. FG% 1st Half: 6-8 75.0% 2nd Half: 3-6 50.0% Game: 64.3%
F Throw % 1st Half: 4-5 80.0% 2nd Half: 12-18 66.7% Game: 69.6%

Officials: Jeff Janosik, Andrew Marotta, Kevin Quirk
Technical fouls: William & Mary-None. Navy-None.
Attendance: 1285

Score by Periods: William & Mary 28, 35, 63; Navy 38, 41, 79



GAME 5
W&M 59, JACKSONVILLE STATE 56
DECEMBER 1, 2006

Table with columns: JSU, tot-fg, 3-pt, rebounds, pf, tp, a, to, blk, s, min. Rows include player stats for JSU and totals.

Summary statistics for JSU: TOTAL FG%, 3-Pt. FG%, F Throw % for 1st and 2nd halves and overall game.

Table with columns: W&M, tot-fg, 3-pt, rebounds, pf, tp, a, to, blk, s, min. Rows include player stats for W&M and totals.

Summary statistics for W&M: TOTAL FG%, 3-Pt. FG%, F Throw % for 1st and 2nd halves and overall game.

Officials: Alvin Scott, Scott Smith, Shawn Carpenter. Technical fouls, Attendance: 2684. Score by Periods.

GAME 7
TOWSON 73, W&M 60
DECEMBER 5, 2006

Table with columns: Towson, tot-fg, 3-pt, rebounds, pf, tp, a, to, blk, s, min. Rows include player stats for Towson and totals.

Summary statistics for Towson: TOTAL FG%, 3-Pt. FG%, F Throw % for 1st and 2nd halves and overall game.

Table with columns: W&M, tot-fg, 3-pt, rebounds, pf, tp, a, to, blk, s, min. Rows include player stats for W&M and totals.

Summary statistics for W&M: TOTAL FG%, 3-Pt. FG%, F Throw % for 1st and 2nd halves and overall game.

Officials: Steve Gordon, Sean Casady, Raymond Styons. Technical fouls, Attendance: 2073. Score by Periods.

GAME 6
W&M 73, CORNELL 68
DECEMBER 2, 2006

Table with columns: Cornell, tot-fg, 3-pt, rebounds, pf, tp, a, to, blk, s, min. Rows include player stats for Cornell and totals.

Summary statistics for Cornell: TOTAL FG%, 3-Pt. FG%, F Throw % for 1st and 2nd halves and overall game.

Table with columns: W&M, tot-fg, 3-pt, rebounds, pf, tp, a, to, blk, s, min. Rows include player stats for W&M and totals.

Summary statistics for W&M: TOTAL FG%, 3-Pt. FG%, F Throw % for 1st and 2nd halves and overall game.

Officials: Alvin Cox, Scott Smith, Shawn Carpenter. Technical fouls, Attendance: 2118. Score by Periods.

GAME 8
W&M 61, NORTH FLORIDA 44
DECEMBER 8, 2006

Table with columns: North Florida, tot-fg, 3-pt, rebounds, pf, tp, a, to, blk, s, min. Rows include player stats for North Florida and totals.

Summary statistics for North Florida: TOTAL FG%, 3-Pt. FG%, F Throw % for 1st and 2nd halves and overall game.

Table with columns: W&M, tot-fg, 3-pt, rebounds, pf, tp, a, to, blk, s, min. Rows include player stats for W&M and totals.

Summary statistics for W&M: TOTAL FG%, 3-Pt. FG%, F Throw % for 1st and 2nd halves and overall game.

Officials: Bryan Kersey, Kyle Neve, Scott Smith. Technical fouls, Attendance: 2135. Score by Periods.

GAME 13 W&M 60, NORTHEASTERN 57 JANUARY 6, 2007

Northeastern	tot-fg		3-pt		ft	fta	rebounds			pf	tp	a	to	blk	s	min
	fg	fga	fg	fga			of	de	tot							
14 Davis f	4	12	0	3	2	2	0	5	5	1	10	4	0	0	0	39
24 Spates f	2	5	2	4	0	0	0	2	2	0	6	1	1	1	0	16
11 Martinez g	2	5	2	5	2	2	0	2	2	3	8	1	0	0	3	29
22 Kelly g	5	11	3	8	4	4	0	5	5	2	17	2	1	0	0	33
23 Janning g	2	7	1	4	1	2	3	2	5	2	6	3	6	1	1	36
20 Smith	0	1	0	0	0	0	1	0	1	1	0	0	0	0	0	12
32 Adako	3	7	0	0	0	0	0	1	1	3	6	0	1	0	0	22
50 Washington	1	3	0	0	2	2	2	1	3	2	4	0	2	0	0	13
TEAM							1	3	4							
Totals	19	51	8	24	11	12	7	21	28	14	57	11	11	2	4	200

TOTAL FG%	1st Half: 10-27 37.0%	2nd Half: 9-24 37.5%	Game: 37.3%
3-Pt. FG%	1st Half: 5-13 38.5%	2nd Half: 3-11 27.3%	Game: 33.3%
F Throw %	1st Half: 2-2 100%	2nd Half: 9-10 90.0%	Game: 91.7%

W&M	tot-fg		3-pt		ft	fta	rebounds			pf	tp	a	to	blk	s	min
	fg	fga	fg	fga			of	de	tot							
13 Kisielius f	3	9	1	5	2	4	1	1	2	2	9	2	2	1	1	28
15 Stein f	4	7	1	1	0	0	0	3	3	1	9	0	2	0	1	24
02 Schneider g	4	9	4	8	1	2	3	5	8	2	13	2	0	0	1	31
11 Mann g	1	6	0	3	0	0	1	4	5	0	2	1	4	1	2	29
24 Payton g	3	9	1	2	8	9	0	2	2	1	15	2	1	0	2	33
03 Trumbower	0	1	0	0	0	0	1	1	1	1	0	1	0	0	0	9
04 Smith	1	2	0	0	2	2	0	1	1	3	4	1	1	0	0	15
20 Carrabine	2	3	1	2	1	2	0	3	3	1	6	2	0	1	0	18
23 Darnell	1	3	0	1	0	0	2	1	3	0	2	0	1	0	0	10
45 Cofield	0	0	0	0	0	0	0	1	1	0	0	0	0	0	0	3
TEAM							2	4	6							
Totals	19	49	8	22	14	19	9	26	35	11	60	11	11	3	7	200

TOTAL FG%	1st Half: 9-27 33.3%	2nd Half: 10-22 45.5%	Game: 38.8%
3-Pt. FG%	1st Half: 4-15 26.7%	2nd Half: 4-7 57.1%	Game: 36.4%
F Throw %	1st Half: 4-6 66.7%	2nd Half: 10-13 76.9%	Game: 73.7%

Officials: William Humes, Nathan Quick, Mark Lindsay
 Technical fouls: Northeastern-None. William and Mary-None.
 Attendance: 1764

Score by Periods	1st	2nd	Total
Northeastern	27	30	57
William and Mary	26	34	60

GAME 14 W&M 57, GEORGIA STATE 43 JANUARY 8, 2007

W&M	tot-fg		3-pt		ft	fta	rebounds			pf	tp	a	to	blk	s	min
	fg	fga	fg	fga			of	de	tot							
13 Kisielius f	4	9	3	4	1	2	1	2	3	3	12	1	2	0	1	26
15 Stein f	2	2	1	1	0	0	1	2	3	2	5	4	2	0	0	26
24 Payton g	3	6	0	2	1	1	2	2	4	0	7	1	4	0	1	28
02 Schneider g	3	9	1	6	0	0	2	1	5	6	2	7	4	2	0	33
11 Mann g	3	9	1	6	0	0	1	5	6	0	7	4	1	0	1	29
00 Hess	0	0	0	0	0	0	0	0	0	0	0	0	0	0	0	0+
03 Trumbower	0	1	0	1	0	0	0	1	1	0	0	0	0	0	0	9
04 Smith	3	3	1	1	0	0	0	1	1	4	7	0	2	0	0	11
12 Barnett	0	0	0	0	0	0	0	0	0	0	0	0	1	0	0	0+
20 Carrabine	2	4	1	2	0	0	0	1	1	1	5	0	1	0	1	19
22 Sumner	1	1	0	0	0	0	0	0	0	0	2	0	0	0	0	3
23 Darnell	2	2	0	0	1	2	0	1	1	2	5	0	0	1	0	14
25 Stratton	0	0	0	0	0	0	0	0	0	0	0	0	0	0	0	0+
45 Cofield	0	0	0	0	0	0	0	0	0	1	0	0	0	0	0	2
TEAM							2	2	4							
Totals	23	48	8	23	3	7	8	26	34	15	57	14	15	1	6	200

TOTAL FG%	1st Half: 9-24 37.5%	2nd Half: 14-24 58.3%	Game: 47.9%
3-Pt. FG%	1st Half: 3-18 20.0%	2nd Half: 5-8 62.5%	Game: 34.8%
F Throw %	1st Half: 1-2 50.0%	2nd Half: 2-5 40.0%	Game: 42.9%

Georgia State	tot-fg		3-pt		ft	fta	rebounds			pf	tp	a	to	blk	s	min
	fg	fga	fg	fga			of	de	tot							
02 Perigue f	3	7	0	1	2	3	2	1	3	2	8	1	0	0	0	30
20 McBride f	3	6	2	4	0	0	0	1	1	1	8	1	1	0	1	20
01 Chase c	2	10	0	3	4	6	1	4	5	2	8	1	2	0	2	27
21 Mendez g	4	9	1	2	1	2	2	2	4	1	10	0	2	1	2	34
22 Larriz g	0	0	0	0	0	1	0	0	0	1	0	2	0	0	0	12
04 Mitchell	0	2	0	1	0	0	2	5	7	0	0	4	2	0	1	21
11 Goldston	1	7	1	3	0	0	1	0	1	1	3	0	2	0	1	21
12 Moynihan	0	2	0	1	0	0	0	0	0	0	0	3	0	0	0	8
32 Billingslea	2	4	0	0	0	0	0	2	2	1	4	0	1	0	0	18
44 Lott	1	1	0	0	0	0	0	0	0	1	2	0	0	0	0	3
50 Dickerson	0	1	0	0	0	0	0	0	0	3	0	0	2	1	0	6
TEAM							3	3								
Totals	16	49	4	15	7	11	8	18	26	13	43	12	12	2	7	200

TOTAL FG%	1st Half: 7-29 24.1%	2nd Half: 9-20 45.0%	Game: 32.7%
3-Pt. FG%	1st Half: 2-9 22.2%	2nd Half: 2-6 33.3%	Game: 26.7%
F Throw %	1st Half: 2-3 66.7%	2nd Half: 5-8 62.5%	Game: 63.6%

Officials: Mike Wood, Ray Natili, James Barker
 Technical fouls: William & Mary-None. Georgia State-None.
 Attendance: 717

Score by Periods	1st	2nd	Total
William & Mary	22	35	57
Georgia State	18	25	43

2006-07 William and Mary Basketball
William and Mary Season Schedule/Results & Leaders (as of Jan 08, 2007)
All games

RECORD:	OVERALL	HOME	AWAY	NEUTRAL
ALL GAMES.....	(10-4)	(8-1)	(2-3)	(0-0)
CONFERENCE.....	(3-1)	(1-1)	(2-0)	(0-0)
NON-CONFERENCE.....	(7-3)	(7-0)	(0-3)	(0-0)

DATE	TIME	OPPONENT	SCORE	ATTEND	HIGH POINTS	HIGH REBOUNDS
11/11/06	1:00 PM	at Kansas State	60-70 L	11390	(18)Schneider, David	(9)Schneider, David
11/20/06	7:00 PM	WAGNER	W 77-53	3197	(18)Kisielius, Laimis	(8)Payton, Adam
11/25/06	2:00 PM	at Holy Cross	57-66 L	2103	(15)Payton, Adam	(6)Mann, Nathan
11/28/06	7:00 pm	at Navy	63-79 L	1285	(12)Trumbower, Adam (12)Payton, Adam	(6)Cofield, Corey (6)Trumbower, Adam
12/01/06	8:30 PM	JACKSONVILLE STATE	W 59-56	2684	(20)Kisielius, Laimis	(6)Kisielius, Laimis (6)Stein, Peter
12/02/06	8:30 PM	CORNELL	WOT 73-68	2118	(21)Kisielius, Laimis	(6)Kisielius, Laimis
12/05/06	8:07 PM	* TOWSON	60-73 L	2073	(18)Schneider, David	(4)Trumbower, Adam (4)Stein, Peter (4)Payton, Adam
12/08/06	7:00 PM	NORTH FLORIDA	W 61-44	2135	(13)Mann, Nathan	(9)Mann, Nathan
12/22/06	7:00 PM	UMBC	W 70-58	1421	(19)Kisielius, Laimis	(5)Smith, Alex
12/28/06	7:00 PM	HAMPTON	W 72-67	2107	(18)Kisielius, Laimis	(3)Smith, Alex (3)Schneider, David (3)Mann, Nathan
12/31/06	2:00 PM	RICHMOND	W 61-53	1922	(13)Payton, Adam	(8)Mann, Nathan (8)Stein, Peter (8)Kisielius, Laimis
1/3/07	7:00 PM	* at George Mason	W 67-63	4409	(14)Mann, Nathan	(9)Payton, Adam
1/6/07	12:06 PM	* NORTHEASTERN	W 60-57	1764	(15)Payton, Adam	(8)Schneider, David
1/8/07	6:00 PM	* at Georgia State	W 57-43	717	(12)Kisielius, Laimis	(7)Stein, Peter

* = Conference game

ATTENDANCE SUMMARY	GAMES	TOTALS	AVG/GAME
HOME.....	9	19421	2158
AWAY.....	5	19904	3981
NEUTRAL.....	0	0	0
TOTAL.....	14	39325	2809

2006-07 William and Mary Basketball
William and Mary Combined Team Statistics (as of Jan 08, 2007)
All games

RECORD:	OVERALL	HOME	AWAY	NEUTRAL
ALL GAMES.....	(10-4)	(8-1)	(2-3)	(0-0)
CONFERENCE.....	(3-1)	(1-1)	(2-0)	(0-0)
NON-CONFERENCE.....	(7-3)	(7-0)	(0-3)	(0-0)

## Player	GP-GS	Min--Avg	---TOTAL---			---3-PTS---			---REBOUNDS---								Pts	Avg			
			FG-FGA	Pct	3FG-FGA	Pct	FT-FTA	Pct	Off	Def	Tot	Avg	PF	FO	A	TO			Blk	Stl	
13 Kisielius, Laimis..	14-13	422	30.1	55-104	.529	20-42	.476	46-64	.719	21	29	50	3.6	24	0	32	38	8	13	176	12.6
24 Payton, Adam.....	14-12	418	29.9	54-132	.409	10-32	.313	43-51	.843	19	39	58	4.1	22	1	22	33	1	20	161	11.5
02 Schneider, David...	11-10	346	31.5	32-84	.381	24-65	.369	26-39	.667	7	33	40	3.6	29	0	36	23	0	17	114	10.4
11 Mann, Nathan.....	14-13	384	27.4	37-113	.327	16-71	.225	15-19	.789	7	45	52	3.7	22	1	30	20	2	9	105	7.5
04 Smith, Alex.....	14-2	203	14.5	32-58	.552	1-3	.333	13-21	.619	13	27	40	2.9	30	1	4	16	4	4	78	5.6
20 Kyle Carrabine.....	14-2	185	13.2	24-48	.500	16-37	.432	5-9	.556	4	18	22	1.6	7	0	5	6	1	3	69	4.9
15 Stein, Peter.....	14-11	294	21.0	27-40	.675	2-4	.500	10-22	.455	18	34	52	3.7	35	0	20	24	3	4	66	4.7
45 Cofield, Corey.....	10-2	99	9.9	13-36	.361	0-0	.000	2-6	.333	6	16	22	2.2	10	0	4	15	1	4	28	2.8
22 Sumner, Danny.....	9-1	82	9.1	10-35	.286	2-13	.154	0-7	.000	8	3	11	1.2	1	0	3	5	1	3	22	2.4
03 Trumbower, Adam....	14-2	179	12.8	8-22	.364	1-11	.091	17-19	.895	6	21	27	1.9	20	0	20	13	0	4	34	2.4
23 Darnell, Chris.....	14-2	143	10.2	10-28	.357	2-7	.286	4-9	.444	8	22	30	2.1	17	0	11	14	4	2	26	1.9
00 Hess, Steven.....	10-0	64	6.4	5-11	.455	0-0	.000	6-13	.462	3	8	11	1.1	11	0	1	4	2	0	16	1.6
25 Stratton, Chris....	3-0	3	1.0	1-1	1.000	0-0	.000	0-0	.000	1	0	1	0.3	0	0	0	0	0	0	2	0.7
12 Barnett, Marcus....	3-0	3	1.0	0-0	.000	0-0	.000	0-1	.000	0	1	1	0.3	1	0	0	1	1	0	0	0.0
Team.....										25	33	58	4.1	0		0					

Total.....	14	2825	308-712	.433	94-285	.330	187-280	.668	146	329	475	33.9	229	3	188	212	28	83	897	64.1
Opponents.....	14	2825	305-751	.406	81-300	.270	159-237	.671	150	304	454	32.4	254	7	173	198	35	98	850	60.7

TEAM STATISTICS	W&M	OPP	DATE	OPPONENT	W/L	SCORE	ATTEND
SCORING.....	897	850	11/11/06	at Kansas State	L	60-70	11390
Points per game.....	64.1	60.7	11/20/06	WAGNER	W	77-53	3197
Scoring margin.....	+3.4	-	11/25/06	at Holy Cross	L	57-66	2103
FIELD GOALS-ATT.....	308-712	305-751	11/28/06	at Navy	L	63-79	1285
Field goal pct.....	.433	.406	12/01/06	JACKSONVILLE STATE	W	59-56	2684
3 POINT FG-ATT.....	94-285	81-300	12/02/06	CORNELL	W OT	73-68	2118
3-point FG pct.....	.330	.270	*12/05/06	TOWSON	L	60-73	2073
3-pt FG made per game..	6.7	5.8	12/08/06	NORTH FLORIDA	W	61-44	2135
FREE THROWS-ATT.....	187-280	159-237	12/22/06	UMBC	W	70-58	1421
Free throw pct.....	.668	.671	12/28/06	HAMPTON	W	72-67	2107
REBOUNDS.....	475	454	12/31/06	RICHMOND	W	61-53	1922
Rebounds per game.....	33.9	32.4	*1/3/07	at George Mason	W	67-63	4409
Rebounding margin.....	+1.5	-	*1/6/07	NORTHEASTERN	W	60-57	1764
ASSISTS.....	188	173	*1/8/07	at Georgia State	W	57-43	717
Assists per game.....	13.4	12.4	* = Conference game				
TURNOVERS.....	212	198					
Turnovers per game....	15.1	14.1					
Turnover margin.....	-1.0	-					
Assist/turnover ratio..	0.9	0.9					
STEALS.....	83	98					
Steals per game.....	5.9	7.0					
BLOCKS.....	28	35					
Blocks per game.....	2.0	2.5					
WINNING STREAK.....	7	-					
Home win streak.....	5	-					
ATTENDANCE.....	19421	19904					
Home games-Avg/Game....	9-2158	5-3981					
Neutral site-Avg/Game..	-	0-0					

SCORE BY PERIODS:	1st	2nd	OT	Total
William and Mary.....	388	498	11	897
Opponents.....	379	465	6	850

2006-07 WILLIAM and MARY Basketball
 WILLIAM and MARY Team Game-by-Game Comparison (as of Jan 08, 2007)
 ALL games

Opponent	1st	2nd	Score	Mar	Total FG	FG Pct	3-Pointers	3FG Pct	Free Throws	FT Pct	Rebounds	Assist	TOver	Block	Steal	Fouls
Kansas State.....	27/34	33/36	60-70	(10)	21-53/24-80	.396/.300	8-21/6-29	.381/.207	10-18/16-27	.556/.593	37/59 (22)	16/16	19/9	1/8	6/8	24/18
MAGNER.....	31/20	46/33	77-53	+24	32-64/17-52	.500/.327	7-19/8-31	.368/.258	6-12/11-23	.500/.478	42/38 +4	16/10	13/19	4/1	8/3	25/17
Holy Cross.....	26/34	31/32	57-66	(9)	22-56/22-60	.393/.367	5-17/5-25	.294/.200	8-14/17-23	.571/.739	32/43 (11)	11/14	15/13	2/5	4/12	20/18
Navy.....	28/38	35/41	63-79	(16)	22-55/27-44	.400/.614	4-21/9-14	.190/.643	15-20/16-23	.750/.696	30/28 +2	11/20	18/17	2/1	6/11	13/19
JACKSONVILLE STATE.....	27/20	32/36	59-56	+3	20-49/25-62	.408/.403	2-11/3-19	.182/.158	17-33/3-8	.515/.375	47/30 +17	11/12	28/19	2/4	9/14	11/25
CORNELL.....	25/30	37/32	73-68	+5	24-56/26-53	.429/.491	9-24/7-19	.375/.368	16-24/9-11	.667/.818	33/29 +4	16/17	13/16	3/4	7/5	15/24
TOWSON.....	25/42	35/31	60-73	(13)	19-54/26-49	.352/.531	8-29/5-20	.276/.250	14-18/16-20	.778/.800	26/37 (11)	16/17	8/13	0/1	4/7	19/14
NORTH FLORIDA.....	21/18	40/26	61-44	+17	20-47/18-54	.426/.333	5-20/5-17	.250/.294	16-25/3-8	.640/.375	35/33 +2	14/7	11/15	4/4	12/0	12/16
UMBC.....	42/25	28/33	70-58	+12	21-42/21-45	.500/.467	7-15/3-14	.467/.214	21-22/13-15	.955/.867	23/24 (1)	11/6	9/12	2/0	3/5	13/15
HAMPTON.....	30/27	42/40	72-67	+5	21-41/21-47	.512/.447	9-20/6-20	.450/.300	21-29/19-31	.724/.613	25/29 (4)	13/4	24/21	2/0	3/11	21/24
RICHMOND.....	27/13	34/40	61-53	+8	20-42/21-57	.476/.368	7-20/6-30	.350/.200	14-25/5-9	.560/.556	40/26 +14	12/9	16/9	2/1	4/6	14/22
George Mason.....	31/33	36/30	67-63	+4	24-56/22-48	.429/.458	7-23/6-23	.304/.261	12-14/13-16	.857/.813	36/24 +12	16/18	12/12	0/2	4/5	16/15
NORTHEASTERN.....	26/27	34/30	60-57	+3	19-49/19-51	.388/.373	8-22/8-24	.364/.333	14-19/11-12	.737/.917	35/28 +7	11/11	11/11	3/2	7/4	11/14
Georgia State.....	22/18	35/25	57-43	+14	23-48/16-49	.479/.327	8-23/4-15	.348/.267	3-7/7-11	.429/.636	34/26 +8	14/12	15/12	1/2	6/7	15/13

Note: Game totals are displayed in the format TEAM/OPPONENT for each category

2006-07 William and Mary Basketball
William and Mary Season Schedule/Results & Leaders (as of Jan 08, 2007)
Conference games

RECORD:	OVERALL	HOME	AWAY	NEUTRAL
ALL GAMES.....	(3-1)	(1-1)	(2-0)	(0-0)
CONFERENCE.....	(3-1)	(1-1)	(2-0)	(0-0)
NON-CONFERENCE.....	(0-0)	(0-0)	(0-0)	(0-0)

DATE	TIME	OPPONENT	SCORE	ATTEND	HIGH POINTS	HIGH REBOUNDS
12/05/06	8:07 PM	* TOWSON	60-73 L	2073	(18)Schneider, David	(4)Trumbower, Adam (4)Stein, Peter (4)Payton, Adam
1/3/07	7:00 PM	* at George Mason	W 67-63	4409	(14)Mann, Nathan	(9)Payton, Adam
1/6/07	12:06 PM	* NORTHEASTERN	W 60-57	1764	(15)Payton, Adam	(8)Schneider, David
1/8/07	6:00 PM	* at Georgia State	W 57-43	717	(12)Kisielius, Laimis	(7)Stein, Peter

* = Conference game

ATTENDANCE SUMMARY	GAMES	TOTALS	AVG/GAME
HOME.....	2	3837	1919
AWAY.....	2	5126	2563
NEUTRAL.....	0	0	0
TOTAL.....	4	8963	2241

2006-07 William and Mary Basketball
William and Mary Combined Team Statistics (as of Jan 08, 2007)
Conference games

RECORD:	OVERALL	HOME	AWAY	NEUTRAL
ALL GAMES.....	(3-1)	(1-1)	(2-0)	(0-0)
CONFERENCE.....	(3-1)	(1-1)	(2-0)	(0-0)
NON-CONFERENCE.....	(0-0)	(0-0)	(0-0)	(0-0)

## Player	GP-GS	Min--Avg	---TOTAL---			---3-PTS---			---REBOUNDS---				PF	FO	A	TO	Blk	Stl	Pts	Avg
			FG-FGA	Pct	3FG-FGA	Pct	FT-FTA	Pct	Off	Def	Tot	Avg								
24 Payton, Adam.....	4-3	120 30.0	18-47	.383	2-10	.200	12-14	.857	6	13	19	4.8	8	1	5	8	0	5	50	12.5
02 Schneider, David...	4-3	128 32.0	15-35	.429	11-28	.393	7-11	.636	5	13	18	4.5	10	0	12	6	0	5	48	12.0
13 Kisielius, Laimis..	4-4	112 28.0	9-31	.290	4-13	.308	8-12	.667	6	7	13	3.3	7	0	12	9	1	3	30	7.5
11 Mann, Nathan.....	4-4	114 28.5	10-34	.294	5-24	.208	4-5	.800	2	9	11	2.8	2	0	8	6	1	5	29	7.3
20 Carrabine, Kyle....	4-1	70 17.5	9-16	.563	6-12	.500	2-4	.500	1	9	10	2.5	4	0	3	2	1	2	26	6.5
15 Stein, Peter.....	4-3	104 26.0	11-16	.688	2-2	1.000	0-1	.000	3	14	17	4.3	10	0	9	6	0	1	24	6.0
04 Smith, Alex.....	4-1	50 12.5	8-11	.727	1-1	1.000	5-5	1.000	1	7	8	2.0	8	0	2	4	0	0	22	5.5
23 Darnell, Chris.....	4-0	39 9.8	4-10	.400	0-4	.000	3-4	.750	4	7	11	2.8	6	0	1	3	1	0	11	2.8
22 Sumner, Danny.....	2-0	6 3.0	1-3	.333	0-1	.000	0-0	.000	0	1	1	0.5	0	0	1	0	0	0	2	1.0
03 Trumbower, Adam....	4-1	42 10.5	0-4	.000	0-2	.000	2-2	1.000	1	5	6	1.5	4	0	4	1	0	0	2	0.5
12 Barnett, Marcus....	1-0	0 0.0	0-0	.000	0-0	.000	0-0	.000	0	0	0	0.0	0	0	0	1	0	0	0	0.0
25 Stratton, Chris....	1-0	0 0.0	0-0	.000	0-0	.000	0-0	.000	0	0	0	0.0	0	0	0	0	0	0	0	0.0
45 Cofield, Corey.....	3-0	9 3.0	0-0	.000	0-0	.000	0-0	.000	1	1	2	0.7	1	0	0	0	0	0	0	0.0
00 Hess, Steven.....	2-0	6 3.0	0-0	.000	0-0	.000	0-0	.000	0	1	1	0.5	1	0	0	0	0	0	0	0.0
Team.....									5	9	14	3.5	0		0					
Total.....	4	800	85-207	.411	31-97	.320	43-58	.741	35	96	131	32.8	61	1	57	46	4	21	244	61.0
Opponents.....	4	800	83-197	.421	23-82	.280	47-59	.797	24	91	115	28.8	56	0	58	48	7	23	236	59.0

TEAM STATISTICS	W&M	OPP	DATE	OPPONENT	W/L	SCORE	ATTEND
SCORING.....	244	236	*12/05/06	TOWSON	L	60-73	2073
Points per game.....	61.0	59.0	*1/3/07	at George Mason	W	67-63	4409
Scoring margin.....	+2.0	-	*1/6/07	NORTHEASTERN	W	60-57	1764
FIELD GOALS-ATT.....	85-207	83-197	*1/8/07	at Georgia State	W	57-43	717
Field goal pct.....	.411	.421	* = Conference game				
3 POINT FG-ATT.....	31-97	23-82					
3-point FG pct.....	.320	.280					
3-pt FG made per game..	7.8	5.8					
FREE THROWS-ATT.....	43-58	47-59					
Free throw pct.....	.741	.797					
REBOUNDS.....	131	115					
Rebounds per game.....	32.8	28.8					
Rebounding margin.....	+4.0	-					
ASSISTS.....	57	58					
Assists per game.....	14.3	14.5					
TURNOVERS.....	46	48					
Turnovers per game.....	11.5	12.0					
Turnover margin.....	+0.5	-					
Assist/turnover ratio..	1.2	1.2					
STEALS.....	21	23					
Steals per game.....	5.3	5.8					
BLOCKS.....	4	7					
Blocks per game.....	1.0	1.8					
WINNING STREAK.....	3	-					
Home win streak.....	1	-					
ATTENDANCE.....	3837	5126					
Home games-Avg/Game....	2-1918	2-2563					
Neutral site-Avg/Game..	-	0-0					

SCORE BY PERIODS:	1st	2nd	Total
William and Mary.....	104	140	- 244
Opponents.....	120	116	- 236

**2006-07 William and Mary Basketball
 William and Mary Team Game-by-Game Comparison (as of Jan 08, 2007)
 Conference games**

Opponent	1st	2nd	Score	Mar	Total FG	FG Pct	3-Pointers	3FG Pct	Free Throws	FT Pct	Rebounds	Assist	TOver	Block	Steal	Fouls
TOWSON.....	25/42	35/31	60-73	(13)	19-54/26-49	.352/.531	8-29/5-20	.276/.250	14-18/16-20	.778/.800	26/37 (11)	16/17	8/13	0/1	4/7	19/14
George Mason.....	31/33	36/30	67-63	+4	24-56/22-48	.429/.458	7-23/6-23	.304/.261	12-14/13-16	.857/.813	36/24 +12	16/18	12/12	0/2	4/5	16/15
NORTHEASTERN.....	26/27	34/30	60-57	+3	19-49/19-51	.388/.373	8-22/8-24	.364/.333	14-19/11-12	.737/.917	35/28 +7	11/11	11/11	3/2	7/4	11/14
Georgia State.....	22/18	35/25	57-43	+14	23-48/16-49	.479/.327	8-23/4-15	.348/.267	3-7/7-11	.429/.636	34/26 +8	14/12	15/12	1/2	6/7	15/13

Note: Game totals are displayed in the format TEAM/OPPONENT for each category

2006-07 William and Mary Basketball
William and Mary Team Game-by-Game (as of Jan 08, 2007)
All games

TEAM STATISTICS

Opponent	Date	Score	W/L	---TOTAL---			--3-PTRS--			----REBOUNDS----										
				FG-FGA	Pct	3FG-FGA	Pct	FT-FTA	Pct	Off	Def	Tot	Avg	PF	A	TO	Blk	Stl	Pts---Avg	
at Kansas State	11/11/06	60-70	L	21-53	.396	8-21	.381	10-18	.556	10	27	37	37.0	24	16	19	1	6	60	60.0
WAGNER	11/20/06	77-53	W	32-64	.500	7-19	.368	6-12	.500	10	32	42	39.5	25	16	13	4	8	77	68.5
at Holy Cross	11/25/06	57-66	L	22-56	.393	5-17	.294	8-14	.571	10	22	32	37.0	20	11	15	2	4	57	64.7
at Navy	11/28/06	63-79	L	22-55	.400	4-21	.190	15-20	.750	12	18	30	35.2	13	11	18	2	6	63	64.2
JACKSONVILLE STATE	12/01/06	59-56	W	20-49	.408	2-11	.182	17-33	.515	17	30	47	37.6	11	11	28	2	9	59	63.2
CORNELL	12/02/06	73-68	Wot	24-56	.429	9-24	.375	16-24	.667	14	19	33	36.8	15	16	13	3	7	73	64.8
TOWSON	12/05/06	60-73	L	19-54	.352	8-29	.276	14-18	.778	5	21	26	35.3	19	16	8	0	4	60	64.1
NORTH FLORIDA	12/08/06	61-44	W	20-47	.426	5-20	.250	16-25	.640	9	26	35	35.2	12	14	11	4	12	61	63.8
UMBC	12/22/06	70-58	W	21-42	.500	7-15	.467	21-22	.955	5	18	23	33.9	13	11	9	2	3	70	64.4
HAMPTON	12/28/06	72-67	W	21-41	.512	9-20	.450	21-29	.724	11	14	25	33.0	21	13	24	2	3	72	65.2
RICHMOND	12/31/06	61-53	W	20-42	.476	7-20	.350	14-25	.560	13	27	40	33.6	14	12	16	2	4	61	64.8
at George Mason	1/3/07	67-63	W	24-56	.429	7-23	.304	12-14	.857	13	23	36	33.8	16	16	12	0	4	67	65.0
NORTHEASTERN	1/6/07	60-57	W	19-49	.388	8-22	.364	14-19	.737	9	26	35	33.9	11	11	11	3	7	60	64.6
at Georgia State	1/8/07	57-43	W	23-48	.479	8-23	.348	3-7	.429	8	26	34	33.9	15	14	15	1	6	57	64.1
William and Mary		897		308-712	.433	94-285	.330	187-280	.668	146	329	475	33.9	229	188	212	28	83	897	64.1
Opponents		850		305-751	.406	81-300	.270	159-237	.671	150	304	454	32.4	254	173	198	35	98	850	60.7

Games played: 14
Points/game: 64.1
FG Pct: 43.3
3FG Pct: 33.0
FT Pct: 66.8

Rebounds/game: 33.9
Assists/game: 13.4
Turnovers/game: 15.1
Assist/turnover ratio: 0.9
Steals/game: 5.9
Blocks/game: 2.0

2006-07 William and Mary Basketball
William and Mary Game-by-Game Points-Rebounds-Assists (as of Jan 08, 2007)
All games

Opponent	Date	Score	WL	00	02	03	04	11	12	13	15	20
				HESS,STEV	SCHNEIDER	TRUMBOWER	SMITH,ALE	MANN,NATH	BARNETT,M	KISIELIUS	STEIN,PET	CARRABINE
at Kansas State	11/11/06	60-70	L	3- 3- 0	18- 9- 7	0- 1- 0	2- 3- 0	5- 1- 1	DNP	16- 2- 2	4- 6- 2	0- 0- 0
WAGNER	11/20/06	77-53	W	2- 3- 0	8- 2- 6	2- 1- 1	2- 5- 0	0- 3- 1	0- 1- 0	18- 2- 1	2- 0- 1	4- 1- 0
at Holy Cross	11/25/06	57-66	L	DNP	4- 1- 1	0- 1- 1	3- 2- 0	12- 6- 4	DNP	10- 3- 1	3- 0- 0	0- 0- 0
at Navy	11/28/06	63-79	L	2- 0- 0	DNP	12- 6- 4	9- 4- 1	3- 2- 3	DNP	8- 4- 0	4- 2- 0	9- 0- 0
JACKSONVILLE STATE	12/01/06	59-56	W	0- 1- 0	DNP	2- 5- 1	2- 3- 0	8- 5- 2	DNP	20- 6- 1	2- 6- 4	2- 2- 1
CORNELL	12/02/06	73-68	WO	0- 0- 0	DNP	7- 2- 5	6- 2- 0	15- 4- 1	DNP	21- 6- 4	2- 4- 2	5- 1- 0
TOWSON	12/05/06	60-73	L	0- 1- 0	18- 2- 2	2- 4- 3	0- 2- 0	6- 0- 2	DNP	0- 0- 4	6- 4- 4	10- 2- 0
NORTH FLORIDA	12/08/06	61-44	W	3- 1- 0	10- 3- 5	2- 3- 2	3- 1- 0	13- 9- 3	0- 0- 0	5- 2- 3	10- 4- 0	5- 1- 0
UMBC	12/22/06	70-58	W	4- 0- 1	11- 1- 2	6- 0- 0	9- 5- 0	5- 0- 2	DNP	19- 3- 2	4- 2- 0	5- 4- 0
HAMPTON	12/28/06	72-67	W	2- 2- 0	6- 3- 3	1- 2- 1	8- 3- 1	12- 3- 1	DNP	18- 1- 3	7- 3- 1	6- 1- 1
RICHMOND	12/31/06	61-53	W	DNP	9- 3- 0	0- 0- 1	12- 4- 0	3- 8- 4	DNP	11- 8- 3	4- 8- 1	7- 2- 0
at George Mason	1/3/07	67-63	W	DNP	10- 2- 4	0- 0- 0	11- 4- 1	14- 0- 1	DNP	9- 8- 5	4- 3- 1	5- 4- 1
NORTHEASTERN	1/6/07	60-57	W	DNP	13- 8- 2	0- 1- 1	4- 1- 1	2- 5- 1	DNP	9- 2- 2	9- 3- 0	6- 3- 2
at Georgia State	1/8/07	57-43	W	0- 0- 0	7- 6- 4	0- 1- 0	7- 1- 0	7- 6- 4	0- 0- 0	12- 3- 1	5- 7- 4	5- 1- 0

Opponent	Date	Score	WL	22	23	24	25	45
				SUMNER,DA	DARNELL,C	PAYTON,AD	STRATTON,	COFIELD,C
at Kansas State	11/11/06	60-70	L	0- 0- 0	3- 3- 1	5- 3- 2	DNP	4- 0- 1
WAGNER	11/20/06	77-53	W	12- 3- 1	7- 5- 3	9- 8- 2	2- 1- 0	9- 5- 0
at Holy Cross	11/25/06	57-66	L	2- 4- 0	0- 0- 0	15- 5- 3	DNP	8- 6- 1
at Navy	11/28/06	63-79	L	4- 1- 1	0- 2- 1	12- 3- 1	DNP	0- 3- 0
JACKSONVILLE STATE	12/01/06	59-56	W	0- 2- 0	0- 5- 1	18- 5- 0	DNP	5- 2- 1
CORNELL	12/02/06	73-68	WO	2- 0- 0	3- 1- 3	10- 2- 1	DNP	2- 4- 0
TOWSON	12/05/06	60-73	L	0- 1- 1	2- 3- 0	16- 4- 0	DNP	0- 1- 0
NORTH FLORIDA	12/08/06	61-44	W	0- 0- 0	0- 0- 0	10- 3- 0	0- 0- 0	0- 0- 1
UMBC	12/22/06	70-58	W	DNP	0- 0- 0	7- 4- 4	DNP	DNP
HAMPTON	12/28/06	72-67	W	DNP	0- 0- 0	12- 2- 2	DNP	DNP
RICHMOND	12/31/06	61-53	W	DNP	2- 3- 1	13- 4- 2	DNP	DNP
at George Mason	1/3/07	67-63	W	DNP	2- 4- 1	12- 9- 2	DNP	DNP
NORTHEASTERN	1/6/07	60-57	W	DNP	2- 3- 0	15- 2- 2	DNP	0- 1- 0
at Georgia State	1/8/07	57-43	W	2- 0- 0	5- 1- 0	7- 4- 1	0- 0- 0	0- 0- 0

2006-07 William and Mary Basketball
 William and Mary Season Box - Average per 40 Minutes (as of Jan 08, 2007)
 All games

# Player	Win	FGM	FGA	Pct	3FGM	3FGA	Pct	FTM	FTA	Pct	Oreb	Dreb	Trreb	PF	A	T0	A/T0	Blk	Stl	Pts
12 Barrett, Marcus.....	40	0.0	0.0	.000	0.0	0.0	.000	0.0	13.3	.000	0.0	13.3	13.3	0.0	13.3	0.00	13.3	0.0	0.0	0.0
20 Kyle Carrabine.....	40	5.2	10.4	.500	3.5	8.0	.432	1.1	1.9	.556	0.9	3.9	4.8	1.5	1.1	1.3	0.83	0.2	0.6	14.9
45 Coffield, Corey.....	40	5.3	14.5	.361	0.0	0.0	.000	0.8	2.4	.333	2.4	6.5	8.9	4.0	1.6	6.1	0.27	0.4	1.6	11.3
23 Darrell, Chris.....	40	2.8	7.8	.357	0.6	2.0	.286	1.1	2.5	.444	2.2	6.2	8.4	4.8	3.1	3.9	0.79	1.1	0.6	7.3
00 Hess, Steven.....	40	3.1	6.9	.455	0.0	0.0	.000	3.8	8.1	.462	1.9	5.0	6.9	6.9	0.6	2.5	0.25	1.2	0.0	10.0
13 Kistelius, Laimis...	40	5.2	9.9	.529	1.9	4.0	.476	4.4	6.1	.719	2.0	2.7	4.7	2.3	3.0	3.6	0.84	0.8	1.2	16.7
11 Mann, Nathan.....	40	3.9	11.8	.327	1.7	7.4	.225	1.6	2.0	.789	0.7	4.7	5.4	2.3	3.1	2.1	1.50	0.2	0.9	10.9
24 Payton, Adam.....	40	5.2	12.6	.409	1.0	3.1	.313	4.1	4.9	.843	1.8	3.7	5.6	2.1	2.1	3.2	0.67	0.1	1.9	15.4
02 Schneider, David....	40	3.7	9.7	.381	2.8	7.5	.369	3.0	4.5	.667	0.8	3.8	4.6	3.4	4.2	2.7	1.57	0.0	2.0	13.2
04 Smith, Alex.....	40	6.3	11.4	.552	0.2	0.6	.333	2.6	4.1	.619	2.6	5.3	7.9	5.9	0.8	3.2	0.25	0.8	0.8	15.4
15 Stein, Peter.....	40	3.7	5.4	.675	0.3	0.5	.500	1.4	3.0	.455	2.4	4.6	7.1	4.8	2.7	3.3	0.83	0.4	0.5	9.0
25 Stratton, Chris.....	40	13.3	13.3	1.000	0.0	0.0	.000	0.0	0.0	.000	13.3	0.0	13.3	0.0	0.0	0.0	0.00	0.0	0.0	26.7
22 Summer, Danny.....	40	4.9	17.1	.286	1.0	6.3	.154	0.0	3.4	.000	3.9	1.5	5.4	0.5	1.5	2.4	0.60	0.5	1.5	10.7
03 Trumbower, Adam.....	40	1.8	4.9	.364	0.2	2.5	.091	3.8	4.2	.895	1.3	4.7	6.0	4.5	4.5	2.9	1.54	0.0	0.9	7.6
Total.....	40	21.8	50.4	.433	6.7	20.2	.330	13.2	19.8	.668	10.3	23.3	33.6	16.2	13.3	15.0	0.89	2.0	5.9	63.5
Opponents.....	40	21.6	53.2	.406	5.7	21.2	.270	11.3	16.8	.671	10.6	21.5	32.1	18.0	12.2	14.0	0.87	2.5	6.9	60.2

Note: All statistics are pro-rated based on an average per 40-minute game.

2006-07 William and Mary Basketball
William and Mary Combined Team Statistics (as of Jan 06, 2007)
Home games

RECORD:	OVERALL	HOME	AWAY	NEUTRAL
ALL GAMES.....	(8-1)	(8-1)	(0-0)	(0-0)
CONFERENCE.....	(1-1)	(1-1)	(0-0)	(0-0)
NON-CONFERENCE.....	(7-0)	(7-0)	(0-0)	(0-0)

## Player	GP-GS	---TOTAL---		---3-PTS---		---REBOUNDS---				PF FO		A TO		Blk	Stl	Pts	Avg				
		Min--Avg	FG-FGA	Pct	3FG-FGA	Pct	FT-FTA	Pct	Off	Def	Tot	Avg	A					TO			
13 Kisielius, Laimis..	9-8	276	30.7	38-68	.559	12-30	.400	33-47	.702	14	16	30	3.3	14	0	23	21	7	9	121	13.4
24 Payton, Adam.....	9-7	266	29.6	34-72	.472	9-20	.450	33-40	.825	7	27	34	3.8	13	1	13	21	0	15	110	12.2
02 Schneider, David...	7-6	210	30.0	20-46	.435	18-40	.450	17-24	.708	4	18	22	3.1	16	0	20	12	0	7	75	10.7
11 Mann, Nathan.....	9-8	250	27.8	21-72	.292	7-40	.175	15-17	.882	5	32	37	4.1	11	0	17	15	2	7	64	7.1
20 Carrabine, Kyle....	9-2	126	14.0	17-34	.500	11-26	.423	5-9	.556	3	14	17	1.9	6	0	4	3	1	1	50	5.6
15 Stein, Peter.....	9-7	191	21.2	18-28	.643	1-3	.333	9-20	.450	12	22	34	3.8	23	0	13	15	3	4	46	5.1
04 Smith, Alex.....	9-2	135	15.0	19-38	.500	0-1	.000	8-13	.615	9	17	26	2.9	16	0	2	10	3	2	46	5.1
22 Sumner, Danny.....	5-1	40	8.0	6-21	.286	2-9	.222	0-6	.000	5	1	6	1.2	0	2	1	1	2	14	2.8	
45 Coffield, Corey....	6-1	47	7.8	7-23	.304	0-0	.000	2-4	.500	3	10	13	2.2	8	0	2	10	1	4	16	2.7
03 Trumbower, Adam....	9-2	135	15.0	6-17	.353	1-8	.125	9-10	.900	4	14	18	2.0	15	0	15	11	0	4	22	2.4
23 Darnell, Chris.....	9-1	96	10.7	6-17	.353	1-3	.333	3-7	.429	7	13	20	2.2	11	0	8	11	2	2	16	1.8
00 Hess, Steven.....	7-0	47	6.7	3-7	.429	0-0	.000	5-9	.556	2	6	8	1.1	7	0	1	3	1	0	11	1.6
25 Stratton, Chris....	2-0	3	1.5	1-1	1.000	0-0	.000	0-0	.000	1	0	1	0.5	0	0	0	0	0	0	2	1.0
12 Barnett, Marcus....	2-0	3	1.5	0-0	.000	0-0	.000	0-1	.000	0	1	1	0.5	1	0	0	0	1	0	0	0.0
Team.....										17	22	39	4.3	0		0					

Total.....	9	1825		196-444	.441	62-180	.344	139-207	.671	93	213	306	34.0	141	1	120	133	22	57	593	65.9
Opponents.....	9	1825		194-470	.413	51-194	.263	90-137	.657	86	188	274	30.4	171	7	93	135	17	55	529	58.8

TEAM STATISTICS	W&M	OPP	DATE	OPPONENT	W/L	SCORE	ATTEND
SCORING.....	593	529	11/20/06	WAGNER	W	77-53	3197
Points per game.....	65.9	58.8	12/01/06	JACKSONVILLE STATE	W	59-56	2684
Scoring margin.....	+7.1	-	12/02/06	CORNELL	W OT	73-68	2118
FIELD GOALS-ATT.....	196-444	194-470	*12/05/06	TOWSON	L	60-73	2073
Field goal pct.....	.441	.413	12/08/06	NORTH FLORIDA	W	61-44	2135
3 POINT FG-ATT.....	62-180	51-194	12/22/06	UMBC	W	70-58	1421
3-point FG pct.....	.344	.263	12/28/06	HAMPTON	W	72-67	2107
3-pt FG made per game..	6.9	5.7	12/31/06	RICHMOND	W	61-53	1922
FREE THROWS-ATT.....	139-207	90-137	*1/6/07	NORTHEASTERN	W	60-57	1764
Free throw pct.....	.671	.657	* = Conference game				
REBOUNDS.....	306	274					
Rebounds per game.....	34.0	30.4					
Rebounding margin.....	+3.6	-					
ASSISTS.....	120	93					
Assists per game.....	13.3	10.3					
TURNOVERS.....	133	135					
Turnovers per game.....	14.8	15.0					
Turnover margin.....	+0.2	-					
Assist/turnover ratio..	0.9	0.7					
STEALS.....	57	55					
Steals per game.....	6.3	6.1					
BLOCKS.....	22	17					
Blocks per game.....	2.4	1.9					
WINNING STREAK.....	5	-					
Home win streak.....	5	-					
ATTENDANCE.....	19421	0					
Home games-Avg/Game....	9-2158	0-0					
Neutral site-Avg/Game..	-	0-0					

SCORE BY PERIODS:	1st	2nd	OT	Total
William and Mary.....	254	328	11	593
Opponents.....	222	301	6	529

2006-07 William and Mary Basketball
William and Mary Combined Team Statistics (as of Jan 08, 2007)
Away games

RECORD:	OVERALL	HOME	AWAY	NEUTRAL
ALL GAMES.....	(2-3)	(0-0)	(2-3)	(0-0)
CONFERENCE.....	(2-0)	(0-0)	(2-0)	(0-0)
NON-CONFERENCE.....	(0-3)	(0-0)	(0-3)	(0-0)

## Player	GP-GS	Min--Avg		---TOTAL---		---3-PTS---		FT-FTA		---REBOUNDS---				PF	FO	A	TO	Blk	Stl	Pts	Avg
		FG-FGA	Pct	3FG-FGA	Pct	Off	Def	Tot	Avg												
13 Kisielius, Laimis..	5-5	146	29.2	17-36	.472	8-12	.667	13-17	.765	7	13	20	4.0	10	0	9	17	1	4	55	11.0
24 Payton, Adam.....	5-5	152	30.4	20-60	.333	1-12	.083	10-11	.909	12	12	24	4.8	9	0	9	12	1	5	51	10.2
02 Schneider, David...	4-4	136	34.0	12-38	.316	6-25	.240	9-15	.600	3	15	18	4.5	13	0	16	11	0	10	39	9.8
11 Mann, Nathan.....	5-5	134	26.8	16-41	.390	9-31	.290	0-2	.000	2	13	15	3.0	11	1	13	5	0	2	41	8.2
04 Smith, Alex.....	5-0	68	13.6	13-20	.650	1-2	.500	5-8	.625	4	10	14	2.8	14	1	2	6	1	2	32	6.4
15 Stein, Peter.....	5-4	103	20.6	9-12	.750	1-1	1.000	1-2	.500	6	12	18	3.6	12	0	7	9	0	0	20	4.0
20 Kyle Carrabine.....	5-0	59	11.8	7-14	.500	5-11	.455	0-0	.000	1	4	5	1.0	1	0	1	3	0	2	19	3.8
45 Cofield, Corey.....	4-1	52	13.0	6-13	.462	0-0	.000	0-2	.000	3	6	9	2.3	2	0	2	5	0	0	12	3.0
03 Trumbower, Adam....	5-0	44	8.8	2-5	.400	0-3	.000	8-9	.889	2	7	9	1.8	5	0	5	2	0	0	12	2.4
22 Sumner, Danny.....	4-0	42	10.5	4-14	.286	0-4	.000	0-1	.000	3	2	5	1.3	1	0	1	4	0	1	8	2.0
23 Darnell, Chris.....	5-1	47	9.4	4-11	.364	1-4	.250	1-2	.500	1	9	10	2.0	6	0	3	3	2	0	10	2.0
00 Hess, Steven.....	3-0	17	5.7	2-4	.500	0-0	.000	1-4	.250	1	2	3	1.0	4	0	0	1	1	0	5	1.7
12 Barnett, Marcus....	1-0	0	0.0	0-0	.000	0-0	.000	0-0	.000	0	0	0	0.0	0	0	0	1	0	0	0	0.0
25 Stratton, Chris....	1-0	0	0.0	0-0	.000	0-0	.000	0-0	.000	0	0	0	0.0	0	0	0	0	0	0	0	0.0
Team.....										8	11	19	3.8	0		0					
Total.....	5	1000		112-268	.418	32-105	.305	48-73	.658	53	116	169	33.8	88	2	68	79	6	26	304	60.8
Opponents.....	5	1000		111-281	.395	30-106	.283	69-100	.690	64	116	180	36.0	83	0	80	63	18	43	321	64.2

TEAM STATISTICS	W&M	OPP	DATE	OPPONENT	W/L	SCORE	ATTEND
SCORING.....	304	321	11/11/06	at Kansas State	L	60-70	11390
Points per game.....	60.8	64.2	11/25/06	at Holy Cross	L	57-66	2103
Scoring margin.....	-3.4	-	11/28/06	at Navy	L	63-79	1285
FIELD GOALS-ATT.....	112-268	111-281	*1/3/07	at George Mason	W	67-63	4409
Field goal pct.....	.418	.395	*1/8/07	at Georgia State	W	57-43	717
3 POINT FG-ATT.....	32-105	30-106	* = Conference game				
3-point FG pct.....	.305	.283					
3-pt FG made per game..	6.4	6.0					
FREE THROWS-ATT.....	48-73	69-100					
Free throw pct.....	.658	.690					
REBOUNDS.....	169	180					
Rebounds per game.....	33.8	36.0					
Rebounding margin.....	-2.2	-					
ASSISTS.....	68	80					
Assists per game.....	13.6	16.0					
TURNOVERS.....	79	63					
Turnovers per game.....	15.8	12.6					
Turnover margin.....	-3.2	-					
Assist/turnover ratio..	0.9	1.3					
STEALS.....	26	43					
Steals per game.....	5.2	8.6					
BLOCKS.....	6	18					
Blocks per game.....	1.2	3.6					
WINNING STREAK.....	2	-					
Home win streak.....	0	-					
ATTENDANCE.....	0	19904					
Home games-Avg/Game....	0-0	5-3981					
Neutral site-Avg/Game..	-	0-0					

SCORE BY PERIODS:	1st	2nd	Total
William and Mary.....	134	170	- 304
Opponents.....	157	164	- 321

2006-07 William and Mary Basketball
William and Mary Combined Team Statistics (as of Jan 08, 2007)
Games won

RECORD:	OVERALL	HOME	AWAY	NEUTRAL
ALL GAMES.....	(10-0)	(8-0)	(2-0)	(0-0)
CONFERENCE.....	(3-0)	(1-0)	(2-0)	(0-0)
NON-CONFERENCE.....	(7-0)	(7-0)	(0-0)	(0-0)

## Player	GP-GS	Min--Avg	---TOTAL---		---3-PTS---		---REBOUNDS---								PF	FO	A	TO	Blk	Stl	Pts	Avg
			FG-FGA	Pct	3FG-FGA	Pct	FT-FTA	Pct	Off	Def	Tot	Avg										
13 Kisielius, Laimis..	10-9	302	30.2	44-78	.564	15-32	.469	39-55	.709	19	22	41	4.1	19	0	25	26	7	11	142	14.2	
24 Payton, Adam.....	10-9	297	29.7	35-78	.449	8-20	.400	35-41	.854	13	30	43	4.3	10	0	16	26	0	16	113	11.3	
02 Schneider, David...	8-8	251	31.4	21-54	.389	17-44	.386	15-23	.652	6	22	28	3.5	18	0	26	16	0	9	74	9.3	
11 Mann, Nathan.....	10-9	287	28.7	28-84	.333	12-49	.245	11-14	.786	6	37	43	4.3	11	0	20	17	2	6	79	7.9	
04 Smith, Alex.....	10-1	150	15.0	26-45	.578	1-2	.500	11-16	.688	10	19	29	2.9	21	0	3	13	3	2	64	6.4	
20 Carrabine, Kyle....	10-1	146	14.6	18-35	.514	10-24	.417	4-7	.571	4	16	20	2.0	5	0	5	5	1	3	50	5.0	
15 Stein, Peter.....	10-9	215	21.5	19-29	.655	2-4	.500	9-19	.474	13	27	40	4.0	26	0	14	15	3	4	49	4.9	
22 Sumner, Danny.....	5-1	40	8.0	7-20	.350	2-8	.250	0-6	.000	5	0	5	1.0	0	0	1	1	1	2	16	3.2	
45 Cofield, Corey.....	6-1	45	7.5	7-23	.304	0-0	.000	2-4	.500	2	10	12	2.0	9	0	2	10	1	4	16	2.7	
23 Darnell, Chris....	10-1	117	11.7	9-24	.375	1-6	.167	2-7	.286	7	15	22	2.2	13	0	9	9	3	2	21	2.1	
03 Trumbower, Adam....	10-1	128	12.8	6-16	.375	1-8	.125	7-8	.875	3	12	15	1.5	14	0	12	10	0	4	20	2.0	
00 Hess, Steven.....	7-0	41	5.9	3-7	.429	0-0	.000	5-9	.556	2	5	7	1.0	6	0	1	3	1	0	11	1.6	
25 Stratton, Chris....	3-0	3	1.0	1-1	1.000	0-0	.000	0-0	.000	1	0	1	0.3	0	0	0	0	0	0	2	0.7	
12 Barnett, Marcus....	3-0	3	1.0	0-0	.000	0-0	.000	0-1	.000	0	1	1	0.3	1	0	0	1	1	0	0	0.0	
Team.....										18	25	43	4.3	0			0					

Total.....	10	2025	224-494	.453	69-197	.350	140-210	.667	109	241	350	35.0	153	0	134	152	23	63	657	65.7
Opponents.....	10	2025	206-518	.398	56-212	.264	94-144	.653	91	196	287	28.7	185	7	106	146	20	60	562	56.2

TEAM STATISTICS	W&M	OPP	DATE	OPPONENT	W/L	SCORE	ATTEND
SCORING.....	657	562	11/20/06	WAGNER	W	77-53	3197
Points per game.....	65.7	56.2	12/01/06	JACKSONVILLE STATE	W	59-56	2684
Scoring margin.....	+9.5	-	12/02/06	CORNELL	W OT	73-68	2118
FIELD GOALS-ATT.....	224-494	206-518	12/08/06	NORTH FLORIDA	W	61-44	2135
Field goal pct.....	.453	.398	12/22/06	UMBC	W	70-58	1421
3 POINT FG-ATT.....	69-197	56-212	12/28/06	HAMPTON	W	72-67	2107
3-point FG pct.....	.350	.264	12/31/06	RICHMOND	W	61-53	1922
3-pt FG made per game..	6.9	5.6	*1/3/07	at George Mason	W	67-63	4409
FREE THROWS-ATT.....	140-210	94-144	*1/6/07	NORTHEASTERN	W	60-57	1764
Free throw pct.....	.667	.653	*1/8/07	at Georgia State	W	57-43	717
REBOUNDS.....	350	287	* = Conference game				
Rebounds per game.....	35.0	28.7					
Rebounding margin.....	+6.3	-					
ASSISTS.....	134	106					
Assists per game.....	13.4	10.6					
TURNOVERS.....	152	146					
Turnovers per game....	15.2	14.6					
Turnover margin.....	-0.6	-					
Assist/turnover ratio..	0.9	0.7					
STEALS.....	63	60					
Steals per game.....	6.3	6.0					
BLOCKS.....	23	20					
Blocks per game.....	2.3	2.0					
WINNING STREAK.....	10	-					
Home win streak.....	8	-					
ATTENDANCE.....	17348	5126					
Home games-Avg/Game....	8-2168	2-2563					
Neutral site-Avg/Game..	-	0-0					

SCORE BY PERIODS:	1st	2nd	OT	Total
William and Mary.....	282	364	11	657
Opponents.....	231	325	6	562

2006-07 William and Mary Basketball
William and Mary Combined Team Statistics (as of Dec 22, 2006)
Games lost

RECORD:	OVERALL	HOME	AWAY	NEUTRAL
ALL GAMES.....	(0-4)	(0-1)	(0-3)	(0-0)
CONFERENCE.....	(0-1)	(0-1)	(0-0)	(0-0)
NON-CONFERENCE.....	(0-3)	(0-0)	(0-3)	(0-0)

## Player	GP-GS	Min--Avg	---TOTAL---			---3-PTS---			---REBOUNDS---				PF	FO	A	TO	Blk	Stl	Pts	Avg
			FG-FGA	Pct	3FG-FGA	Pct	FT-FTA	Pct	Off	Def	Tot	Avg								
02 Schneider, David...	3-2	95 31.7	11-30	.367	7-21	.333	11-16	.688	1	11	12	4.0	11	0	10	7	0	8	40	13.3
24 Payton, Adam.....	4-3	121 30.3	19-54	.352	2-12	.167	8-10	.800	6	9	15	3.8	12	1	6	7	1	4	48	12.0
13 Kisielius, Laimis..	4-4	120 30.0	11-26	.423	5-10	.500	7-9	.778	2	7	9	2.3	5	0	7	12	1	2	34	8.5
11 Mann, Nathan.....	4-4	97 24.3	9-29	.310	4-22	.182	4-5	.800	1	8	9	2.3	11	1	10	3	0	3	26	6.5
20 Kyle Carrabine.....	4-1	39 9.8	6-13	.462	6-13	.462	1-2	.500	0	2	2	0.5	2	0	0	1	0	0	19	4.8
15 Stein, Peter.....	4-2	79 19.8	8-11	.727	0-0	.000	1-3	.333	5	7	12	3.0	9	0	6	9	0	0	17	4.3
03 Trumbower, Adam....	4-1	51 12.8	2-6	.333	0-3	.000	10-11	.909	3	9	12	3.0	6	0	8	3	0	0	14	3.5
04 Smith, Alex.....	4-1	53 13.3	6-13	.462	0-1	.000	2-5	.400	3	8	11	2.8	9	1	1	3	1	2	14	3.5
45 Cofield, Corey.....	4-1	54 13.5	6-13	.462	0-0	.000	0-2	.000	4	6	10	2.5	1	0	2	5	0	0	12	3.0
00 Hess, Steven.....	3-0	23 7.7	2-4	.500	0-0	.000	1-4	.250	1	3	4	1.3	5	0	0	1	1	0	5	1.7
22 Sumner, Danny.....	4-0	42 10.5	3-15	.200	0-5	.000	0-1	.000	3	3	6	1.5	1	0	2	4	0	1	6	1.5
23 Darnell, Chris.....	4-1	26 6.5	1-4	.250	1-1	1.000	2-2	1.000	1	7	8	2.0	4	0	2	5	1	0	5	1.3
Team.....									7	8	15	3.8	0		0					

Total.....	4	800	84-218	.385	25-88	.284	47-70	.671	37	88	125	31.3	76	3	54	60	5	20	240	60.0
Opponents.....	4	800	99-233	.425	25-88	.284	65-93	.699	59	108	167	41.8	69	0	67	52	15	38	288	72.0

TEAM STATISTICS	W&M	OPP	DATE	OPPONENT	W/L	SCORE	ATTEND
SCORING.....	240	288	11/11/06	at Kansas State	L	60-70	11390
Points per game.....	60.0	72.0	11/25/06	at Holy Cross	L	57-66	2103
Scoring margin.....	-12.0	-	11/28/06	at Navy	L	63-79	1285
FIELD GOALS-ATT.....	84-218	99-233	*12/05/06	TOWSON	L	60-73	2073
Field goal pct.....	.385	.425	* = Conference game				
3 POINT FG-ATT.....	25-88	25-88					
3-point FG pct.....	.284	.284					
3-pt FG made per game..	6.3	6.3					
FREE THROWS-ATT.....	47-70	65-93					
Free throw pct.....	.671	.699					
REBOUNDS.....	125	167					
Rebounds per game.....	31.3	41.8					
Rebounding margin.....	-10.5	-					
ASSISTS.....	54	67					
Assists per game.....	13.5	16.8					
TURNOVERS.....	60	52					
Turnovers per game.....	15.0	13.0					
Turnover margin.....	-2.0	-					
Assist/turnover ratio..	0.9	1.3					
STEALS.....	20	38					
Steals per game.....	5.0	9.5					
BLOCKS.....	5	15					
Blocks per game.....	1.3	3.8					
WINNING STREAK.....	0	-					
Home win streak.....	0	-					
ATTENDANCE.....	2073	14778					
Home games-Avg/Game....	1-2073	3-4926					
Neutral site-Avg/Game..	-	0-0					

SCORE BY PERIODS:	1st	2nd	Total
William and Mary.....	106	134	- 240
Opponents.....	148	140	- 288

2006-07 William and Mary Basketball
William and Mary Combined Team Statistics (as of Jan 08, 2007)
Last Three Games

RECORD:	OVERALL	HOME	AWAY	NEUTRAL
ALL GAMES.....	(3-0)	(1-0)	(2-0)	(0-0)
CONFERENCE.....	(3-0)	(1-0)	(2-0)	(0-0)
NON-CONFERENCE.....	(0-0)	(0-0)	(0-0)	(0-0)

## Player	GP-GS	Min--Avg	---TOTAL---			---3-PTS---			---REBOUNDS---				PF	FO	A	TO	Blk	Stl	Pts	Avg
			FG-FGA	Pct	3FG-FGA	Pct	FT-FTA	Pct	Off	Def	Tot	Avg								
24 Payton, Adam.....	3-3	92 30.7	11-31	.355	1-6	.167	11-12	.917	6	9	15	5.0	3	0	5	7	0	4	34	11.3
02 Schneider, David...	3-3	100 33.3	10-26	.385	7-20	.350	3-6	.500	5	11	16	5.3	7	0	10	5	0	4	30	10.0
13 Kisielius, Laimis..	3-3	83 27.7	9-25	.360	4-10	.400	8-12	.667	6	7	13	4.3	7	0	8	8	1	3	30	10.0
11 Mann, Nathan.....	3-3	90 30.0	9-26	.346	5-18	.278	0-1	.000	2	9	11	3.7	1	0	6	6	1	3	23	7.7
04 Smith, Alex.....	3-0	40 13.3	8-10	.800	1-1	1.000	5-5	1.000	1	5	6	2.0	8	0	2	4	0	0	22	7.3
15 Stein, Peter.....	3-3	76 25.3	8-12	.667	2-2	1.000	0-0	.000	2	11	13	4.3	7	0	5	4	0	1	18	6.0
20 Carrabine, Kyle....	3-0	54 18.0	6-10	.600	3-6	.500	1-2	.500	1	7	8	2.7	2	0	3	2	1	2	16	5.3
23 Darnell, Chris.....	3-0	35 11.7	4-10	.400	0-4	.000	1-2	.500	3	5	8	2.7	4	0	1	1	1	0	9	3.0
22 Sumner, Danny.....	1-0	3 3.0	1-1	1.000	0-0	.000	0-0	.000	0	0	0	0.0	0	0	0	0	0	0	2	2.0
25 Stratton, Chris....	1-0	0 0.0	0-0	.000	0-0	.000	0-0	.000	0	0	0	0.0	0	0	0	0	0	0	0	0.0
45 Cofield, Corey.....	2-0	5 2.5	0-0	.000	0-0	.000	0-0	.000	0	1	1	0.5	1	0	0	0	0	0	0	0.0
00 Hess, Steven.....	1-0	0 0.0	0-0	.000	0-0	.000	0-0	.000	0	0	0	0.0	0	0	0	0	0	0	0	0.0
12 Barnett, Marcus....	1-0	0 0.0	0-0	.000	0-0	.000	0-0	.000	0	0	0	0.0	0	0	1	0	0	0	0	0.0
03 Trumbower, Adam....	3-0	22 7.3	0-2	.000	0-1	.000	0-0	.000	0	2	2	0.7	2	0	1	0	0	0	0	0.0
Team.....									4	8	12	4.0	0		0					

Total.....	3	600	66-153	.431	23-68	.338	29-40	.725	30	75	105	35.0	42	0	41	38	4	17	184	61.3
Opponents.....	3	600	57-148	.385	18-62	.290	31-39	.795	18	60	78	26.0	42	0	41	35	6	16	163	54.3

TEAM STATISTICS	W&M	OPP	DATE	OPPONENT	W/L	SCORE	ATTEND
SCORING.....	184	163	*1/3/07	at George Mason	W	67-63	4409
Points per game.....	61.3	54.3	*1/6/07	NORTHEASTERN	W	60-57	1764
Scoring margin.....	+7.0	-	*1/8/07	at Georgia State	W	57-43	717
FIELD GOALS-ATT.....	66-153	57-148	* = Conference game				
Field goal pct.....	.431	.385					
3 POINT FG-ATT.....	23-68	18-62					
3-point FG pct.....	.338	.290					
3-pt FG made per game..	7.7	6.0					
FREE THROWS-ATT.....	29-40	31-39					
Free throw pct.....	.725	.795					
REBOUNDS.....	105	78					
Rebounds per game.....	35.0	26.0					
Rebounding margin.....	+9.0	-					
ASSISTS.....	41	41					
Assists per game.....	13.7	13.7					
TURNOVERS.....	38	35					
Turnovers per game....	12.7	11.7					
Turnover margin.....	-1.0	-					
Assist/turnover ratio..	1.1	1.2					
STEALS.....	17	16					
Steals per game.....	5.7	5.3					
BLOCKS.....	4	6					
Blocks per game.....	1.3	2.0					
WINNING STREAK.....	3	-					
Home win streak.....	1	-					
ATTENDANCE.....	1764	5126					
Home games-Avg/Game....	1-1764	2-2563					
Neutral site-Avg/Game..	-	0-0					

SCORE BY PERIODS:	1st	2nd	Total
William and Mary.....	79	105	- 184
Opponents.....	78	85	- 163

2006-07 William and Mary Basketball
William and Mary Combined Team Statistics (as of Jan 08, 2007)
Last Six Games

RECORD:	OVERALL	HOME	AWAY	NEUTRAL
ALL GAMES.....	(6-0)	(4-0)	(2-0)	(0-0)
CONFERENCE.....	(3-0)	(1-0)	(2-0)	(0-0)
NON-CONFERENCE.....	(3-0)	(3-0)	(0-0)	(0-0)

## Player	GP-GS	Min--Avg	---TOTAL---			---3-PTS---		----REBOUNDS----								Pts	Avg				
			FG-FGA	Pct	3FG-FGA	Pct	FT-FTA	Pct	Off	Def	Tot	Avg	PF	FO	A			TO	Blk	Stl	
13 Kisielius, Laimis..	6-6	178	29.7	22-43	.512	9-18	.500	25-36	.694	11	14	25	4.2	12	0	16	15	5	5	78	13.0
24 Payton, Adam.....	6-6	190	31.7	20-47	.426	5-11	.455	21-24	.875	8	17	25	4.2	7	0	13	15	0	6	66	11.0
02 Schneider, David...	6-6	195	32.5	17-46	.370	14-38	.368	8-15	.533	5	18	23	3.8	14	0	15	13	0	6	56	9.3
04 Smith, Alex.....	6-0	96	16.0	20-30	.667	1-2	.500	10-11	.909	5	13	18	3.0	16	0	3	9	2	1	51	8.5
11 Mann, Nathan.....	6-6	178	29.7	15-46	.326	7-27	.259	6-8	.750	5	17	22	3.7	5	0	13	12	1	4	43	7.2
20 Carrabine, Kyle....	6-0	97	16.2	12-23	.522	8-17	.471	2-4	.500	3	12	15	2.5	4	0	4	4	1	3	34	5.7
15 Stein, Peter.....	6-6	135	22.5	13-22	.591	2-3	.667	5-6	.833	8	18	26	4.3	16	0	7	8	0	2	33	5.5
22 Sumner, Danny.....	1-0	3	3.0	1-1	1.000	0-0	.000	0-0	.000	0	0	0	0.0	0	0	0	0	0	0	2	2.0
00 Hess, Steven.....	3-0	13	4.3	1-1	1.000	0-0	.000	4-4	1.000	1	1	2	0.7	3	0	1	2	0	0	6	2.0
23 Darnell, Chris....	6-0	60	10.0	5-14	.357	0-5	.000	1-4	.250	4	7	11	1.8	7	0	2	2	1	0	11	1.8
03 Trumbower, Adam....	6-0	50	8.3	2-5	.400	0-2	.000	3-4	.750	1	3	4	0.7	5	0	3	6	0	0	7	1.2
45 Cofield, Corey.....	2-0	5	2.5	0-0	.000	0-0	.000	0-0	.000	0	1	1	0.5	1	0	0	0	0	0	0	0.0
25 Stratton, Chris....	1-0	0	0.0	0-0	.000	0-0	.000	0-0	.000	0	0	0	0.0	0	0	0	0	0	0	0	0.0
12 Barnett, Marcus....	1-0	0	0.0	0-0	.000	0-0	.000	0-0	.000	0	0	0	0.0	0	0	0	1	0	0	0	0.0
Team.....										8	13	21	3.5	0		0					

Total.....	6	1200	128-278	.460	46-123	.374	85-116	.733	59	134	193	32.2	90	0	77	87	10	27	387	64.5
Opponents.....	6	1200	120-297	.404	33-126	.262	68-94	.723	52	105	157	26.2	103	1	60	77	7	38	341	56.8

TEAM STATISTICS	W&M	OPP	DATE	OPPONENT	W/L	SCORE	ATTEND
SCORING.....	387	341	12/22/06	UMBC	W	70-58	1421
Points per game.....	64.5	56.8	12/28/06	HAMPTON	W	72-67	2107
Scoring margin.....	+7.7	-	12/31/06	RICHMOND	W	61-53	1922
FIELD GOALS-ATT.....	128-278	120-297	*1/3/07	at George Mason	W	67-63	4409
Field goal pct.....	.460	.404	*1/6/07	NORTHEASTERN	W	60-57	1764
3 POINT FG-ATT.....	46-123	33-126	*1/8/07	at Georgia State	W	57-43	717
3-point FG pct.....	.374	.262	* = Conference game				
3-pt FG made per game..	7.7	5.5					
FREE THROWS-ATT.....	85-116	68-94					
Free throw pct.....	.733	.723					
REBOUNDS.....	193	157					
Rebounds per game.....	32.2	26.2					
Rebounding margin.....	+6.0	-					
ASSISTS.....	77	60					
Assists per game.....	12.8	10.0					
TURNOVERS.....	87	77					
Turnovers per game....	14.5	12.8					
Turnover margin.....	-1.7	-					
Assist/turnover ratio..	0.9	0.8					
STEALS.....	27	38					
Steals per game.....	4.5	6.3					
BLOCKS.....	10	7					
Blocks per game.....	1.7	1.2					
WINNING STREAK.....	6	-					
Home win streak.....	4	-					
ATTENDANCE.....	7214	5126					
Home games-Avg/Game....	4-1804	2-2563					
Neutral site-Avg/Game..	-	0-0					

SCORE BY PERIODS:	1st	2nd	Total
William and Mary.....	178	209	- 387
Opponents.....	143	198	- 341

2006-07 William and Mary Basketball
William and Mary Combined Team Statistics (as of Jan 08, 2007)
Last Nine Games

RECORD:	OVERALL	HOME	AWAY	NEUTRAL
ALL GAMES.....	(8-1)	(6-1)	(2-0)	(0-0)
CONFERENCE.....	(3-1)	(1-1)	(2-0)	(0-0)
NON-CONFERENCE.....	(5-0)	(5-0)	(0-0)	(0-0)

## Player	GP-GS	Min--Avg	---TOTAL---			---3-PTS---		FT-FTA	Pct	---REBOUNDS---				PF	FO	A	TO	Blk	Stl	Pts	Avg
			FG-FGA	Pct	3FG-FGA	Pct	Off			Def	Tot	Avg									
13 Kisielius, Laimis..	9-8	272 30.2	31-66	.470	12-29	.414	30-42	.714	16	17	33	3.7	15	0	27	18	7	7	104	11.6	
24 Payton, Adam.....	9-8	278 30.9	32-78	.410	7-19	.368	31-37	.838	10	24	34	3.8	13	1	14	22	0	13	102	11.3	
02 Schneider, David...	8-7	254 31.8	24-60	.400	20-50	.400	16-24	.667	6	22	28	3.5	18	0	22	16	0	9	84	10.5	
11 Mann, Nathan.....	9-8	260 28.9	25-78	.321	12-49	.245	15-18	.833	6	29	35	3.9	10	0	19	13	1	6	77	8.6	
04 Smith, Alex.....	9-1	131 14.6	24-39	.615	1-2	.500	11-15	.733	7	16	23	2.6	18	0	3	11	2	2	60	6.7	
20 Carrabine, Kyle....	9-1	136 15.1	19-35	.543	13-27	.481	3-6	.500	4	15	19	2.1	7	0	4	5	1	3	54	6.0	
15 Stein, Peter.....	9-8	216 24.0	20-31	.645	2-4	.500	9-18	.500	12	26	38	4.2	24	0	13	13	3	4	51	5.7	
03 Trumbower, Adam....	9-2	112 12.4	5-14	.357	1-7	.143	7-8	.875	3	10	13	1.4	12	0	13	9	0	3	18	2.0	
23 Darnell, Chris.....	9-0	90 10.0	6-16	.375	0-5	.000	4-7	.571	5	10	15	1.7	12	0	5	7	3	2	16	1.8	
00 Hess, Steven.....	6-0	33 5.5	2-3	.667	0-0	.000	5-8	.625	2	2	4	0.7	4	0	1	2	0	0	9	1.5	
22 Sumner, Danny.....	4-1	17 4.3	2-8	.250	0-4	.000	0-0	.000	0	1	1	0.3	0	0	1	1	0	0	4	1.0	
45 Cofield, Corey.....	5-1	24 4.8	1-7	.143	0-0	.000	0-0	.000	2	4	6	1.2	3	0	1	1	0	1	2	0.4	
12 Barnett, Marcus....	2-0	1 0.5	0-0	.000	0-0	.000	0-0	.000	0	0	0	0.0	0	0	0	1	0	0	0	0.0	
25 Stratton, Chris....	2-0	1 0.5	0-0	.000	0-0	.000	0-0	.000	0	0	0	0.0	0	0	0	0	0	0	0	0.0	
Team.....									14	24	38	4.2	0		0						

Total.....	9	1825	191-435	.439	68-196	.347	131-183	.716	87	200	287	31.9	136	1	123	119	17	50	581	64.6
Opponents.....	9	1825	190-453	.419	50-182	.275	96-133	.722	77	179	256	28.4	157	4	101	121	16	50	526	58.4

TEAM STATISTICS	W&M	OPP	DATE	OPPONENT	W/L	SCORE	ATTEND
SCORING.....	581	526	12/02/06	CORNELL	W	OT 73-68	2118
Points per game.....	64.6	58.4	*12/05/06	TOWSON	L	60-73	2073
Scoring margin.....	+6.1	-	12/08/06	NORTH FLORIDA	W	61-44	2135
FIELD GOALS-ATT.....	191-435	190-453	12/22/06	UMBC	W	70-58	1421
Field goal pct.....	.439	.419	12/28/06	HAMPTON	W	72-67	2107
3 POINT FG-ATT.....	68-196	50-182	12/31/06	RICHMOND	W	61-53	1922
3-point FG pct.....	.347	.275	*1/3/07	at George Mason	W	67-63	4409
3-pt FG made per game..	7.6	5.6	*1/6/07	NORTHEASTERN	W	60-57	1764
FREE THROWS-ATT.....	131-183	96-133	*1/8/07	at Georgia State	W	57-43	717
Free throw pct.....	.716	.722	* = Conference game				
REBOUNDS.....	287	256					
Rebounds per game.....	31.9	28.4					
Rebounding margin.....	+3.4	-					
ASSISTS.....	123	101					
Assists per game.....	13.7	11.2					
TURNOVERS.....	119	121					
Turnovers per game.....	13.2	13.4					
Turnover margin.....	+0.2	-					
Assist/turnover ratio..	1.0	0.8					
STEALS.....	50	50					
Steals per game.....	5.6	5.6					
BLOCKS.....	17	16					
Blocks per game.....	1.9	1.8					
WINNING STREAK.....	7	-					
Home win streak.....	5	-					
ATTENDANCE.....	13540	5126					
Home games-Avg/Game....	7-1934	2-2563					
Neutral site-Avg/Game..	-	0-0					

SCORE BY PERIODS:	1st	2nd	OT	Total
William and Mary.....	249	321	11	581
Opponents.....	233	287	6	526

2006-07 William and Mary Basketball
 William and Mary High/Low Analysis (as of Jan 08, 2007)
 All games

William and Mary - TEAM GAME HIGHS

POINTS.....	77	vs Wagner (11/20/06)
	73	vs Cornell (12/02/06)
	72	vs Hampton (12/28/06)
	70	vs UMBC (12/22/06)
	67	at George Mason (1/3/07)
FIELD GOALS MADE.....	32	vs Wagner (11/20/06)
	24	at George Mason (1/3/07)
	24	vs Cornell (12/02/06)
FIELD GOAL ATTEMPTS.....	64	vs Wagner (11/20/06)
	56	at George Mason (1/3/07)
	56	vs Cornell (12/02/06)
	56	at Holy Cross (11/25/06)
FIELD GOAL PERCENTAGE.....	.512 (21-41)	vs Hampton (12/28/06)
	.500 (32-64)	vs Wagner (11/20/06)
	.500 (21-42)	vs UMBC (12/22/06)
3 PT FIELD GOALS MADE.....	9	vs Hampton (12/28/06)
	9	vs Cornell (12/02/06)
3 PT FG ATTEMPTS.....	29	vs Towson (12/05/06)
	24	vs Cornell (12/02/06)
3 PT FG PERCENTAGE.....	.467 (7-15)	vs UMBC (12/22/06)
	.450 (9-20)	vs Hampton (12/28/06)
FREE THROWS MADE.....	21	vs Hampton (12/28/06)
	21	vs UMBC (12/22/06)
FREE THROW ATTEMPTS.....	33	vs Jacksonville State (12/01/06)
	29	vs Hampton (12/28/06)
FREE THROW PERCENTAGE.....	.955 (21-22)	vs UMBC (12/22/06)
	.857 (12-14)	at George Mason (1/3/07)
REBOUNDS.....	47	vs Jacksonville State (12/01/06)
	42	vs Wagner (11/20/06)
ASSISTS.....	16	at George Mason (1/3/07)
	16	vs Towson (12/05/06)
	16	vs Cornell (12/02/06)
	16	vs Wagner (11/20/06)
	16	at Kansas State (11/11/06)
STEALS.....	12	vs North Florida (12/08/06)
	9	vs Jacksonville State (12/01/06)
BLOCKED SHOTS.....	4	vs North Florida (12/08/06)
	4	vs Wagner (11/20/06)
TURNOVERS.....	28	vs Jacksonville State (12/01/06)
	24	vs Hampton (12/28/06)
FOULS.....	25	vs Wagner (11/20/06)
	24	at Kansas State (11/11/06)

2006-07 William and Mary Basketball
 William and Mary High/Low Analysis (as of Jan 08, 2007)
 All games

Opponent - GAME HIGHS

POINTS.....	79	at Navy (11/28/06)
	73	vs Towson (12/05/06)
	70	at Kansas State (11/11/06)
	68	vs Cornell (12/02/06)
	67	vs Hampton (12/28/06)
FIELD GOALS MADE.....	27	at Navy (11/28/06)
	26	vs Towson (12/05/06)
	26	vs Cornell (12/02/06)
FIELD GOAL ATTEMPTS.....	80	at Kansas State (11/11/06)
	62	vs Jacksonville State (12/01/06)
FIELD GOAL PERCENTAGE.....	.614 (27-44)	at Navy (11/28/06)
	.531 (26-49)	vs Towson (12/05/06)
3 PT FIELD GOALS MADE.....	9	at Navy (11/28/06)
	8	vs Northeastern (1/6/07)
	8	vs Wagner (11/20/06)
3 PT FG ATTEMPTS.....	31	vs Wagner (11/20/06)
	30	vs Richmond (12/31/06)
3 PT FG PERCENTAGE.....	.643 (9-14)	at Navy (11/28/06)
	.368 (7-19)	vs Cornell (12/02/06)
FREE THROWS MADE.....	19	vs Hampton (12/28/06)
	17	at Holy Cross (11/25/06)
FREE THROW ATTEMPTS.....	31	vs Hampton (12/28/06)
	27	at Kansas State (11/11/06)
FREE THROW PERCENTAGE.....	.917 (11-12)	vs Northeastern (1/6/07)
	.867 (13-15)	vs UMBC (12/22/06)
REBOUNDS.....	59	at Kansas State (11/11/06)
	43	at Holy Cross (11/25/06)
ASSISTS.....	20	at Navy (11/28/06)
	18	at George Mason (1/3/07)
STEALS.....	14	vs Jacksonville State (12/01/06)
	12	at Holy Cross (11/25/06)
BLOCKED SHOTS.....	8	at Kansas State (11/11/06)
	5	at Holy Cross (11/25/06)
TURNOVERS.....	21	vs Hampton (12/28/06)
	19	vs Jacksonville State (12/01/06)
	19	vs Wagner (11/20/06)
FOULS.....	25	vs Jacksonville State (12/01/06)
	24	vs Hampton (12/28/06)
	24	vs Cornell (12/02/06)

2006-07 William and Mary Basketball
 William and Mary High/Low Analysis (as of Jan 08, 2007)
 All games

William and Mary - GAME LOWS

POINTS.....	57	at Holy Cross (11/25/06)
	57	at Georgia State (01/08/07)
	59	vs Jacksonville State (12/01/06)
	60	at Kansas State (11/11/06)
	60	vs Towson (12/05/06)
	60	vs Northeastern (1/6/07)
FIELD GOALS MADE.....	19	vs Towson (12/05/06)
	19	vs Northeastern (1/6/07)
FIELD GOAL ATTEMPTS.....	41	vs Hampton (12/28/06)
	42	vs UMBC (12/22/06)
	42	vs Richmond (12/31/06)
FIELD GOAL PERCENTAGE.....	.352 (19-54)	vs Towson (12/05/06)
	.388 (19-49)	vs Northeastern (1/6/07)
3 PT FIELD GOALS MADE.....	2	vs Jacksonville State (12/01/06)
	4	at Navy (11/28/06)
3 PT FG ATTEMPTS.....	11	vs Jacksonville State (12/01/06)
	15	vs UMBC (12/22/06)
3 PT FG PERCENTAGE.....	.182 (2-11)	vs Jacksonville State (12/01/06)
	.190 (4-21)	at Navy (11/28/06)
FREE THROWS MADE.....	3	at Georgia State (01/08/07)
	6	vs Wagner (11/20/06)
FREE THROW ATTEMPTS.....	7	at Georgia State (01/08/07)
	12	vs Wagner (11/20/06)
FREE THROW PERCENTAGE.....	.429 (3-7)	at Georgia State (01/08/07)
	.500 (6-12)	vs Wagner (11/20/06)
REBOUNDS.....	23	vs UMBC (12/22/06)
	25	vs Hampton (12/28/06)
ASSISTS.....	11	at Holy Cross (11/25/06)
	11	at Navy (11/28/06)
	11	vs Jacksonville State (12/01/06)
	11	vs UMBC (12/22/06)
	11	vs Northeastern (1/6/07)
STEALS.....	3	vs UMBC (12/22/06)
	3	vs Hampton (12/28/06)
BLOCKED SHOTS.....	0	vs Towson (12/05/06)
	0	at George Mason (1/3/07)
TURNOVERS.....	8	vs Towson (12/05/06)
	9	vs UMBC (12/22/06)
FOULS.....	11	vs Jacksonville State (12/01/06)
	11	vs Northeastern (1/6/07)

2006-07 William and Mary Basketball
 William and Mary High/Low Analysis (as of Jan 08, 2007)
 All games

Opponent - GAME LOWS

POINTS.....	43	at Georgia State (01/08/07)
	44	vs North Florida (12/08/06)
	53	vs Wagner (11/20/06)
	53	vs Richmond (12/31/06)
	56	vs Jacksonville State (12/01/06)
FIELD GOALS MADE.....	16	at Georgia State (01/08/07)
	17	vs Wagner (11/20/06)
FIELD GOAL ATTEMPTS.....	44	at Navy (11/28/06)
	45	vs UMBC (12/22/06)
FIELD GOAL PERCENTAGE.....	.300 (24-80)	at Kansas State (11/11/06)
	.327 (16-49)	at Georgia State (01/08/07)
3 PT FIELD GOALS MADE.....	3	vs Jacksonville State (12/01/06)
	3	vs UMBC (12/22/06)
3 PT FG ATTEMPTS.....	14	at Navy (11/28/06)
	14	vs UMBC (12/22/06)
3 PT FG PERCENTAGE.....	.158 (3-19)	vs Jacksonville State (12/01/06)
	.200 (5-25)	at Holy Cross (11/25/06)
	.200 (6-30)	vs Richmond (12/31/06)
FREE THROWS MADE.....	3	vs Jacksonville State (12/01/06)
	3	vs North Florida (12/08/06)
FREE THROW ATTEMPTS.....	8	vs Jacksonville State (12/01/06)
	8	vs North Florida (12/08/06)
FREE THROW PERCENTAGE.....	.375 (3-8)	vs Jacksonville State (12/01/06)
	.375 (3-8)	vs North Florida (12/08/06)
REBOUNDS.....	24	vs UMBC (12/22/06)
	24	at George Mason (1/3/07)
ASSISTS.....	4	vs Hampton (12/28/06)
	6	vs UMBC (12/22/06)
STEALS.....	0	vs North Florida (12/08/06)
	3	vs Wagner (11/20/06)
BLOCKED SHOTS.....	0	vs UMBC (12/22/06)
	0	vs Hampton (12/28/06)
TURNOVERS.....	9	at Kansas State (11/11/06)
	9	vs Richmond (12/31/06)
FOULS.....	13	at Georgia State (01/08/07)
	14	vs Towson (12/05/06)
	14	vs Northeastern (1/6/07)

2006-07 William and Mary Basketball
 William and Mary High/Low Analysis (as of Jan 08, 2007)
 All games

William and Mary - INDIVIDUAL GAME HIGHS

POINTS.....	21	Kisielius, Laimis vs Cornell (12/02/06)	
	20	Kisielius, Laimis vs Jacksonville State (12/01/06)	
	19	Kisielius, Laimis vs UMBC (12/22/06)	
	18	Kisielius, Laimis vs Hampton (12/28/06)	
	18	Schneider, David vs Towson (12/05/06)	
	18	Payton, Adam vs Jacksonville State (12/01/06)	
	18	Kisielius, Laimis vs Wagner (11/20/06)	
	18	Schneider, David at Kansas State (11/11/06)	
	FIELD GOALS MADE.....	8	Kisielius, Laimis vs Wagner (11/20/06)
		7	Payton, Adam vs Towson (12/05/06)
		7	Kisielius, Laimis vs Cornell (12/02/06)
	FIELD GOAL ATT.....	16	Payton, Adam vs Towson (12/05/06)
		16	Payton, Adam at Navy (11/28/06)
		FG PCT (min 5 made).....	.833 (5-6)
	.714 (5-7)		Kisielius, Laimis vs UMBC (12/22/06)
	.714 (5-7)		Kisielius, Laimis at Kansas State (11/11/06)
	3 PT FG MADE.....	4	Schneider, David vs Northeastern (1/6/07)
		4	Mann, Nathan at George Mason (1/3/07)
4		Schneider, David vs Towson (12/05/06)	
4		Mann, Nathan vs Cornell (12/02/06)	
3 PT FG ATTEMPTS.....	10	Mann, Nathan vs Cornell (12/02/06)	
	9	Mann, Nathan at George Mason (1/3/07)	
	9	Schneider, David at Kansas State (11/11/06)	
3-PT FG PCT (min 2 made).....	1.000 (3-3)	Kisielius, Laimis at Kansas State (11/11/06)	
	1.000 (2-2)	Kisielius, Laimis vs Hampton (12/28/06)	
	1.000 (2-2)	Payton, Adam vs Hampton (12/28/06)	
FREE THROWS MADE.....	9	Kisielius, Laimis vs Jacksonville State (12/01/06)	
	8	Payton, Adam vs Northeastern (1/6/07)	
	8	Kisielius, Laimis vs Hampton (12/28/06)	
	8	Payton, Adam vs Cornell (12/02/06)	
	8	Trumbower, Adam at Navy (11/28/06)	
	FREE THROW ATT.....	12	Kisielius, Laimis vs Hampton (12/28/06)
12		Kisielius, Laimis vs Jacksonville State (12/01/06)	
FT PCT (min 3 made).....	1.000 (4-4)	Payton, Adam vs UMBC (12/22/06)	
	1.000 (4-4)	Schneider, David vs North Florida (12/08/06)	
	1.000 (4-4)	Mann, Nathan vs North Florida (12/08/06)	
	1.000 (4-4)	Mann, Nathan vs Towson (12/05/06)	
	1.000 (4-4)	Kisielius, Laimis vs Cornell (12/02/06)	
	1.000 (3-3)	Smith, Alex at George Mason (1/3/07)	
	1.000 (3-3)	Stein, Peter vs Hampton (12/28/06)	
	1.000 (3-3)	Mann, Nathan vs UMBC (12/22/06)	
REBOUNDS.....	9	Payton, Adam at George Mason (1/3/07)	
	9	Mann, Nathan vs North Florida (12/08/06)	
	9	Schneider, David at Kansas State (11/11/06)	
ASSISTS.....	7	Schneider, David at Kansas State (11/11/06)	
	6	Schneider, David vs Wagner (11/20/06)	
STEALS.....	4	Schneider, David at Kansas State (11/11/06)	
	3	Payton, Adam vs North Florida (12/08/06)	
	3	Trumbower, Adam vs North Florida (12/08/06)	
	3	Payton, Adam vs Cornell (12/02/06)	
	3	Cofield, Corey vs Jacksonville State (12/01/06)	
	3	Schneider, David at Holy Cross (11/25/06)	
	3	Kisielius, Laimis vs Wagner (11/20/06)	

BLOCKED SHOTS.....	2	Kisielius, Laimis vs Richmond (12/31/06)
	2	Smith, Alex vs Hampton (12/28/06)
	2	Kisielius, Laimis vs UMBC (12/22/06)
	2	Kisielius, Laimis vs North Florida (12/08/06)
	2	Stein, Peter vs North Florida (12/08/06)
	2	Darnell, Chris vs Cornell (12/02/06)
TURNOVERS.....	6	Kisielius, Laimis vs Jacksonville State (12/01/06)
	5	Cofield, Corey vs Jacksonville State (12/01/06)
	5	Kisielius, Laimis at Holy Cross (11/25/06)
	5	Schneider, David at Kansas State (11/11/06)
FOULS.....	5	Payton, Adam vs Towson (12/05/06)
	5	Smith, Alex at Holy Cross (11/25/06)
	5	Mann, Nathan at Kansas State (11/11/06)