

2006-07

# Tribe

MEN'S BASKETBALL

MEN'S BASKETBALL CONTACT/ASSOCIATE DIRECTOR: KRIS SEARS - PHONE: 757-221-3368 - EMAIL: KASEAR@WM.EDU - FAX: 757-221-3412

**VCU RAMS (18-3, 10-0 CAA)**

AT

**WILLIAM AND MARY TRIBE (11-9, 4-6 CAA)**

**Jan. 28, 2007 • 7:30 PM**  
**Stuart C. Siegel Center (7,500)**  
**Richmond, Va.**

### W&M TRAVELS TO FIRST-PLACE VCU

The William and Mary men's basketball team will travel to Richmond, Va., for a battle with the CAA's top team in VCU on Monday, Jan. 29. The contest will be the second between the two teams this season after the Rams claimed an 88-77 win in Williamsburg on Jan. 10. Tip-off is slated 7:30 p.m. at the Siegel Center.

The Tribe shot a season-high 60.9 percent (28-of-46) from the floor in an 81-65 win over Georgia State on Jan. 27. W&M tallied a season-high 12 3-point field goals on its way to the top scoring output of the season. Senior Adam Payton and junior Laimis Kisielius led the Tribe with 17 points apiece, while sophomore Peter Stein tallied a season-high 12 points, including a perfect 2-of-2 from 3-point range. VCU improved to a perfect 10-0 in the CAA with its ninth straight victory, 75-68, at Drexel on Jan. 27.

The game can be heard live over the Tribe Radio Network with Jay Colley, Bill McDonald and Charlie Woollum on the call. The contest also can be followed live over the Internet at TribeAthletics.com.

### STORY LINES

- The Tribe will look for its first win against VCU in Richmond since the 1999-2000 season. The College will also attempt to snap a nine-game losing streak to the Rams.

- Senior guard Adam Payton will look to continue his stellar play. Over the Tribe last six games, Payton is averaging 17.3 points per game while shooting 55 percent from the floor.

### PROBABLE STARTING LINEUPS

#### WILLIAM AND MARY TRIBE

Pos.	No.	Name	Ht.	Wt.	Cl./El.	PPG	APG	RPG	Other
G	2	David Schneider	6-3	175	Fr./Fr.	9.8	3.1	3.7	
G	3	Adam Trumbower	6-3	190	Sr./Sr.	2.4	1.2	1.7	
G	24	Adam Payton	6-3	195	5th/Sr.	13.3	1.7	4.0	1.7 SPG
F	13	Laimis Kisielius	6-8	210	Jr./Jr.	11.9	2.6	3.7	.438 3FG%
F	15	Peter Stein	6-9	225	So./So.	5.0	1.1	3.2	.612 FG%

#### VCU RAMS

Pos.	No.	Name	Ht.	Wt.	Cl./El.	PPG	APG	RPG	Other
F	2	Wil Fameni	6-7	240	Sr./Jr.	8.7	1.0	5.2	1.1 BPG
F	15	Michael Anderson	6-7	190	Jr./Jr.	5.2	0.5	4.4	
G	20	B.A. Walker	6-2	160	Sr./Sr.	15.9	2.2	3.2	.863 FT%
G	23	Jesse Pellot-Rosa	6-4	195	Sr./Sr.	14.4	1.3	4.9	.427 3FG%
G	3	Eric Maynor	6-2	165	So./So.	14.3	5.9	4.5	1.1 SPG

### 2006-07 W&M MEN'S BASKETBALL SCHEDULE

Overall: 11-9 Home: 9-3 Away: 2-6 Conference: 4-6

#### NOVEMBER

1	<b>BARTON COLLEGE (exh.)</b>	<b>W, 85-73</b>
11	at Kansas State	L, 60-70
20	<b>WAGNER</b>	<b>W, 77-53</b>
25	at Holy Cross	L, 57-66
28	at Navy	L, 63-79

#### DECEMBER

#### 2006 W&M TIP-OFF CLASSIC (WILLIAMSBURG, VA.)

1	Cornell vs. VMI	Cornell, 99-94
1	<b>JACKSONVILLE STATE</b>	<b>W, 59-56</b>
2	Jacksonville State vs. VMI	Jacksonville State, 87-85
2	<b>CORNELL</b>	<b>W, 73-68 (OT)</b>
5	<b>TOWSON * (TV - CSN-MA; CSN-P)</b>	<b>L, 60-73</b>
8	<b>NORTH FLORIDA</b>	<b>W, 61-44</b>
22	<b>UMBC</b>	<b>W, 70-58</b>
28	<b>HAMPTON</b>	<b>W, 72-67</b>
31	<b>RICHMOND</b>	<b>W, 61-53</b>

#### JANUARY

3	at George Mason *	W, 67-63
6	<b>NORTHEASTERN (TV - CN8) *</b>	<b>W, 60-57</b>
8	at Georgia State *	W, 57-43
10	<b>VIRGINIA COMMONWEALTH *</b>	<b>L, 77-88</b>
13	at Delaware *	L, 62-77
16	<b>GEORGE MASON (TV - ESPN Regional) * L, 63-76</b>	
20	at Hofstra *	L, 69-77
24	at Old Dominion *	L, 44-59
27	<b>GEORGIA STATE *</b>	<b>W, 81-65</b>
29	at Virginia Commonwealth *	7:30 PM
31	<b>JAMES MADISON *</b>	<b>7 PM</b>

#### FEBRUARY

3	<b>UNC WILMINGTON * (TV - WSKY)</b>	<b>7 PM</b>
7	at James Madison *	7 PM
10	at UNC Wilmington *	7 PM
14	<b>DREXEL *</b>	<b>7 PM</b>
17	ESPN BracketBusters (Away)	
21	at Drexel *	7:30 PM
24	<b>OLD DOMINION *</b>	<b>2 PM</b>

#### MARCH

2	CAA Tournament First Round (Richmond, Va.)
3	CAA Tournament Quarterfinals (Richmond, Va.)
4	CAA Tournament Semifinals (Richmond, Va.)
5	CAA Tournament Final (Richmond, Va.)

\* Colonial Athletic Association game  
 CSN-MA - Comcast SportsNet Mid-Atlantic  
 CSN-P - Comcast SportsNet Philadelphia



## SCOUTING VCU

The Rams are on top of the CAA at 10-0 in the league and have won nine straight. VCU sports an impressive 18-3 overall mark and are ranked No.2 in the CollegeInsider.com Mid-Major Top-25. The Rams are also receiving votes in both major national polls. On Jan. 27, VCU overcame a halftime deficit to defeat Drexel, 75-68, in Philadelphia. Senior guard B.A. Walker led the way with 24 points, including six 3-point field goals, while Eric Maynor (17) and Jesse Pellot-Rosa (14) both finished in double digits as well.

W&M and VCU will be meeting for the second time this season. The Tribe jumped out to an early lead, before the Rams rallied to take a 10-point halftime advantage. The College was able to pull within three points midway through the second half, but could not get any closer as VCU tallied an 88-77 win. Adam Payton led all scorers with a career-high 26 points, while Pellot-Rosa and Maynor led VCU with 20 and 19 points, respectively.

Walker leads the Rams in scoring at 15.9 points per game. During the CAA ledger, his scoring average has jumped to 17.7 points. He is connecting on 41.8 percent of his 3-point field goals on the year and is averaging 2.8 treys per game. Pellot-Rosa and Maynor are both averaging in double figures for the Rams as well at 14.4 and 14.3 points per game. Maynor tops the Rams in assists at 5.9 per affair, while Wil Fameni is VCU's top rebounder at 5.2 boards per game. VCU is the top scoring team in the CAA at 75.5 points per game.

VCU leads the all-time series with the Tribe, 29-10. W&M will look to snap an nine game-losing streak to the Rams. The last time the Tribe tallied a victory in the series came on Jan. 18, 2003 when it defeated VCU, 88-83, in double overtime in Williamsburg. The College will also look for its first win at VCU since the 1999-2000 season.

## RECAPPING GEORGIA STATE

Senior guard Adam Payton and junior forward Laimis Kisielius scored a team-high 17 points, apiece and the Tribe shot 60.9 percent from the field and knocked down 12 three-pointers to earn a convincing 81-65 victory over Georgia State Saturday night at Kaplan Arena.

Peter Stein added 12 to help the Tribe snap a five-game losing streak and improve to 4-6 in Colonial Athletic Association play and 11-9 overall. GSU was led by Deven Dickerson's game-high 20 points, but the Panthers' dropped their third straight and fell to 3-7 in CAA play, 7-13 overall.

W&M used a long-range shooting barrage in the second half, hitting eight 3-pointers in the second stanza alone to turn a tight contest into a blowout midway through the period. The Tribe finished with a season-high 12 treys, the most since draining 13 against George Mason in 2005, and W&M's season-high 60.9 percent (28-for-46) effort from the field marked the third time under head coach Tony Shaver the College has eclipsed 60 percent field goal shooting. To accentuate the performance, the Tribe used a season-high 18 assists, led by Kisielius and David Schneider with five each.

Stein commenced the long-range attack on the Tribe's first possession of the second period, draining his second triple just 30 seconds in to turn a 34-28 halftime lead into a nine-point advantage. Leonard Mendez, who finished with 15 points, scored on a lay-in and connected on a three of his own, before Kisielius got in on the act with another trey to push the lead back to 10, 46-36, with 15:49 remaining.

A bomb by Payton extended the advantage to 12 moments later, and yet another triple, this time by Chris Darnell, built the Tribe lead to 15, 55-40, with 12:18 showing. A lay-up by Dickerson followed for GSU, but Adam Trumbower stepped into a 3-pointer on the Tribe's next trip down the floor, giving W&M a 58-42 cushion. Trumbower did a little bit of everything in his third start of the season, scoring eight points on two three's and a pair of free throws to go with three rebounds, three steals and a pair of assists.

Nathan Mann's reverse lay-in extended the lead to 16, before Trumbower canned another triple to make it 63-44. Darnell put the game out of reach and capped a 10-0 Tribe run with a thunderous baseline jam that brought the crowd of 3,156 at Kaplan Arena to its feet. Darnell was fouled on the dunk and converted the three-point play to give W&M a healthy 66-44 lead with 9:32 remaining.

The Tribe showed no let up down the stretch, as Kisielius connected on another attempt from behind the arc and Payton added a final 3-pointer to keep W&M in front, 77-53, in the final four minutes. The College finished 12-for-25 (48 percent) from behind the arc with five different players finishing with two triples.

Behind Dickerson and Mendez, GSU hung tough in a back-and-forth opening pe-

## TALE OF THE TAPE

**SERIES HISTORY**..... VCU leads, 29-10  
**LAST MEETING** .....VCU won, 88-77(1/10/07)

<b>OVERALL STATS</b>	<b>W&amp;M</b>	<b>VCU</b>
Points Per Game	64.7	75.5
Opp. Points Per Game	64.6	63.5
Scoring Differential	+0.1	+12.0
Field Goal Percentage	.434	.452
Opp. Field Goal Percentage	.432	.429
3-Point Percentage	.325	.394
Opp. 3-Point Percentage	.299	.330

Free Throw Percentage	.700	.723
Opp. Free Throw Percentage	.704	.696

Rebounds Per Game	32.2	35.0
Off. Rebounds Per Game	10.1	12.5
Def. Rebounds Per Game	22.1	22.5
Opp. Rebounds Per Game	31.7	32.7
Opp. Off. Reb. Per Game	10.2	10.0
Opp. Def. Reb. Per Game	21.5	22.7
Rebound Differential	+0.6	+2.3

Assists Per Game	13.2	13.6
Opp. Assists Per Game	12.7	10.9

Turnovers per game	14.6	11.6
Opp. Turnovers per game	13.2	17.3

Blocks Per Game	1.8	3.3
Opp. Blocks Per Game	2.5	3.4

Steals Per Game	5.7	7.4
Opp. Steals Per Game	6.8	4.8

<b>CONFERENCE STATS</b>	<b>W&amp;M</b>	<b>VCU</b>
Points Per Game	64.0	78.1
Opp. Points Per Game	67.8	66.9
Scoring Differential	-3.8	+11.2

Field Goal Percentage	.426	.463
Opp. Field Goal Percentage	.468	.434
3-Point Percentage	.316	.434
Opp. 3-Point Percentage	.335	.344

Free Throw Percentage	.766	.766
Opp. Free Throw Percentage	.772	.702

Rebounds Per Game	30.0	34.6
Off. Rebounds Per Game	9.0	12.1
Def. Rebounds Per Game	21.0	22.5
Opp. Reb. Per Game	29.4	31.8
Opp. Off. Reb. Per Game	7.7	10.2
Opp. Def. Reb. Per Game	21.7	21.6
Rebound Differential	+0.6	+2.8

Assists Per Game	13.2	13.4
Opp. Assists Per Game	13.9	11.9

Turnovers per game	12.6	10.6
Opp. Turnovers per game	11.4	14.9

Block Shots Per Game	1.1	2.6
Opp. Block Shots Per Game	2.1	2.8

Steals Per Game	5.1	6.4
Opp. Steals Per Game	6.0	4.4

## TRIBE TRENDS

By MONTH...	06-07	SHAVER ERA
In November	1-3	9-9
In December	6-1	11-11
In January	4-5	9-30
In February	0-0	5-18
In March	0-0	1-3
<b>RECORD IN...</b>		
Decided by 5 pts or less	5-0	8-13
Decided by 5-10 pts	1-3	13-30
Decided by 11 or more pts	5-6	19-41
At night	9-5	28-47
During the day	2-4	5-21
Decided in OT	1-0	2-4
Televised	1-2	1-10
<b>SCORING...</b>		
Less than 60 points	2-2	3-30
60-69 points	4-6	7-26
70-79 points	4-1	7-12
80-89 points	1-0	12-2
90-99 points	0-0	5-1
100 or more points	0-0	0-0
<b>ALLOWING...</b>		
Less than 60 points	7-1	12-6
60-69 points	4-1	13-14
70-79 points	0-6	8-27
80-89 points	0-1	1-16
90-99 points	0-0	0-6
100 or more points	0-0	0-2
<b>RECORD WHEN...</b>		
Leading at the half	8-1	25-10
Trailing at the half	3-8	7-57
Tied at the half	0-0	1-3
Lead with 5 min. left	9-0	31-7
Trailing with 5 min. left	1-9	2-63
Tied with 5 min. left	1-0	1-1
Three in double digits	4-3	12-24
Four in double digits	2-1	10-7
Five in double digits	0-0	3-0
<b>SHOOTING FROM THE FIELD...</b>		
50 percent or better	4-0	14-0
between 40 and 50%	6-4	17-35
Less than 40%	1-5	3-36
Opp. shooting 50%	1-5	1-33
Opp. shoots 40-50%	5-1	19-28
Opp. shoots less than 40%	5-3	14-10
Better than opponent	9-2	30-8
Worse than opponent	2-7	3-59
Hits 8 or more 3-pt. FGs	5-4	12-12
More 3-pt. FG than opp.	6-5	14-17
Shoots 50% from 3-pt. FGs	0-0	6-4
<b>SHOOTING FROM THE FREE THROW LINE...</b>		
Makes More Than Opp.	8-0	29-25
Makes Less than Opp.	3-9	4-41
Shoots 70% or better	5-6	20-33
Opp. Shoots 70% or better	5-6	10-38
<b>REBOUNDING...</b>		
Outrebounding opp.	9-4	26-28
Outrebounded by opp.	2-5	6-37
Wins Offensive glass	5-4	15-42
Loses Offensive glass	5-5	17-28
Wins Defensive glass	20-1	31-23
Loses Defensive glass	1-7	3-40
<b>TURNOVERS...</b>		
Fewer Turnovers than opp.	5-2	15-17
More Turnovers than opp.	4-6	16-49
10 or fewer turnovers	1-1	2-4
more than 10 turnovers	10-8	32-67

riod. Dickerson scored six of the Panthers' first eight points, as GSU jumped out to an 8-2 lead in the first four minutes. Kisielius answered with back-to-back buckets, before Stein and Mann knocked down consecutive treys to knot the score, 12-12, at the 12:49 mark.

Mendez responded with consecutive 3-pointers to put the Panthers back on top, but a bucket by Payton and a turnaround jumper from Darnell evened the affair, 18-18. Dickerson, who scored 12 of his 20 points in the first, answered in the paint, and Lance Perique, who finished with 15 points, gave GSU a 22-20 lead with 6:45 remaining. But, a three by Schneider jump-started an 8-0 Tribe run that finally allowed the home team to gain a little separation. Kisielius scored three in the spurt, and Alex Smith capped the rally with a tough hoop inside to give W&M a 28-22 edge.

Schneider's second trey kept the lead at six after a dunk by Perique, and a floater by Kisielius in the lane extended the lead to 34-26, but Mendez' jumper from the top of the arc in the final seconds trimmed the Panthers' deficit to six at the break.

Payton went 6-for-7 from the field, including 2-for-2 from distance, and converted 5-of-6 attempts at the line. Kisielius finished 7-for-11 from the floor, and Stein was an efficient 4-of-5. Schneider finished with nine points, and Darnell ended with eight on 3-for-3 field goal shooting. Stein and Schneider shared team-high honors with four rebounds each, as the Tribe held a 24-21 edge on the boards.

### BOMBS AWAY

The Tribe connected on a season-high 12 3-point field goals in the victory over Georgia State. It marked the eighth time during head coach Tony Shaver's four-year tenure that the Tribe has connected on double-digit 3-point field goals. W&M is 5-3 in those contests.

In the game against Georgia State, all five W&M starters connected on two 3-point field goals. Seniors Adam Payton and Adam Trumbower along with sophomore Peter Stein were a perfect 2-of-2 from long range against the Panthers.

W&M has stepped up its 3-point shooting efforts recently. The Tribe is tied with VCU for the CAA lead in 3-point field goals per game during conference play. The College is connecting on 7.5 treys per game during the league slate.

### W&M 10+ 3-POINT FIELD GOAL EFFORTS UNDER HEAD COACH TONY SHAVER

Date	Opponent	3-Pointers	Score
11/23/03	vs. Liberty	14-of-25	W, 91-64
11/24/03	vs. Radford	11-of-34	L, 89-86
1/3/04	at Pittsburgh	10-of-20	L, 70-55
1/28/04	at James Madison	12-of-23	W, 99-86
1/26/05	vs. Towson	10-of-22	W, 83-65
2/12/05	vs. George Mason	13-of-29	L, 104-99 (OT)
11/18/05	vs. Maine	10-of-18	W, 89-55
1/27/07	vs. Georgia State	12-of-25	W, 81-65

### SHOOTING OUT THE LIGHTS

W&M shot a season-high 60.9 percent (28-of-46) from the floor in the victory over Georgia State. The 60-plus percent shooting performance was the third for the Tribe under head coach Tony Shaver. After connecting on 59.1 percent in the opening half of play, the Tribe hit on 62.5 percent in the second half. W&M connected on 12 of its first 15 shots in the second stanza and at one point had its shooting percentage to 67.6 percent.

### DISHING IT OUT

While the Tribe's shooting display against Georgia State was impressive, head coach Tony Shaver was even more impressed with the College's passing. W&M connected on 28 field goals in the victory over the Panthers and had a season-high 18 assists. Freshman guard David Schneider and junior forward Laimis Kisielius had game highs with five assists apiece. It marked the third time this season that Schneider has had five or more assists in a game, while Kisielius equaled his career high for the second time this year.

### SENIOR LEADERSHIP

While senior co-captain Adam Payton is stealing headlines with his stellar play, his partner in crime, fellow captain Adam Trumbower, is showing his worth as a senior leader as well. The former walk-on has battled his way to playing time during his W&M career and in the process earned a scholarship prior to the 2006-07 season. The Roanoke, Va.,

native has been a constant in the Tribe rotation throughout the season, averaging 12 minutes a game off the bench.

Trumbower was re-inserted into the starting lineup for the Tribe's game against Georgia State, and the move more than paid dividends. In 19 minutes of action, the 6-3, 190-pounder scored eight points, knocking down both his 3-point field goals, pulled down three rebounds and dished out two assists compared to zero turnovers. Trumbower also equaled a career-high with three steals against the Panthers. In the Tribe's last two games, he is averaging seven points per game, while connecting on 4-of-5 from downtown.

It isn't the first time this season that Trumbower has stepped up for the Tribe. Earlier this season, he scored a career-high 12 points and led W&M in points, rebounds (6) and assists (4) at Navy. He also started the W&M Tip-Off title game against Cornell and dished out a season-high five assists compared to one turnover as W&M overcame a 13-point deficit to tally the victory.

### 3-POINT DEFENSE

The Tribe has made it tough on opponents from beyond the 3-point arc. W&M had held its opponents to only 29.9 percent shooting from 3-point range. That number not only leads the CAA, but ranks among the national leaders. According to kenpom.com, the Tribe ranks 14th nationally in 3-point field goal defense.

#### NATIONAL TOP 15 IN 3-POINT FIELD GOAL PERCENTAGE DEFENSE

1. Kansas St. (Big 12)	26.9
2. Texas A&M (Big 12)	27.1
3. Duke (ACC)	27.9
4. Maryland (ACC)	28.0
5. Indiana (Big Ten)	28.2
6. Mississippi St. (SEC)	28.5
7. Weber St. (Big Sky)	28.6
8. West Virginia (Big East)	28.8
9. Belmont (Atlantic Sun)	29.0
10. Oral Roberts (Mid-Con)	29.3
11. Oregon (Pac-10)	29.6
12. Prairie View A&M (SWAC)	29.7
13. Alabama St. (SWAC)	29.9
<b>14. William &amp; Mary (CAA)</b>	<b>29.9</b>
15. Florida (SEC)	30.0

### MAKING SOME HISTORY

The Tribe has jumped out to a fast start in 2006-07, and in the process, has etched its name in the W&M annals. Here is a look at some of the winning accomplishments for the Tribe to date:

- W&M jumped out to a 10-4 start to the season, the best start for the College since going 11-3 during the 1997-98 season.

- It marks the 12th occasion in the 101-year history of W&M basketball that the Tribe has started the season 10-4 or better. The 2006-07 team is only the fifth team since 1950 to start the season 10-4 or better.

- The College won seven straight contests from Dec. 8-Jan. 8. It marked only the 17th winning streak of seven or more games in W&M history. The streak also was only the sixth of seven or more games since the 1950-51 campaign.

- The 2006-07 team became only the fourth team to win seven or more in a row as the 1982-83 and 1997-98 team both did it twice.

- W&M jumped out to only its fourth 3-1 start in the school's 22 years in the CAA. Only the 1994-95 (4-1) and 1997-98 (4-1) teams jumped out to better records in CAA play.

## SCORING BREAKDOWN

CLASS	Pts	Pct.
Freshmen	212	16.4
Sophomore	256	19.8
Junior	471	36.4
Senior	354	27.4

SCORING	Pts	Pct.
Starters	855	66.1
Bench	438	33.9

POINTS IN THE PAINT	Pts	APG
W&M	501	25.1
Opponents	518	25.9

POINTS OFF TURNOVERS	Pts	APG
W&M	303	15.2
Opponents	324	16.2

BENCH SCORING	Pts	APG
W&M	438	21.9
Opponents	260	13.0

FT% LAST 5 MINUTES + OT	FTM-A	Pct.
W&M	91-118	.771
Opponents	85-115	.739

FG% LAST 5 MINUTES + OT	FGM-A	Pct.
W&M	63-149	.423
Opponents	71-149	.477

3FG% LAST 5 MINUTES + OT	OT3FGM-A	Pct.
W&M	15-51	.294
Opponents	18-55	.327

#### LEADING SCORERS

9 - Adam Payton (15 at HC, 12 at Navy, 13 vs. UR, 15 vs. NU, 26 vs. VCU, 19 at UD, 23 at HOF, 15 at ODU, 17 vs. GSU)  
 8 - Laimis Kisielius (18 vs. WC, 20 vs. JSU, 21 vs. CU, 19 vs. UMBC, 18 vs. HU, 12 at GSU, 17 vs. GMU, 17 vs. GSU)  
 2 - David Schneider (18 at KSU, 18 vs. TU), Nathan Mann (12 vs. UNF, 14 at GMU)  
 1 - Adam Trumbower (12 at Navy)

#### LEADING REBOUNDERS

6 - Peter Stein (6 vs. JSU, 4 vs. TU, 3 vs. HU, 8 vs. UR, 7 at GSU, 4 vs. GSU)  
 5 - Nathan Mann (6 at HC, 9 vs. UNF, 3 vs. HU, 8 vs. UR, 5 vs. VCU), Alex Smith (5 vs. UMBC, 3 vs. HU, 5 vs. VCU, 9 at UD, 6 at HOF), Adam Payton (9 vs. WC, 4 vs. TU, 9 at GMU, 5 vs. VCU, 6 at ODU), David Schneider (9 at KSU, 3 vs. HU, 8 vs. NU, 7 vs. GMU, 4 vs. GSU)  
 4 - Laimis Kisielius (6 vs. JSU, 6 vs. CU, 8 vs. UR, 6 at HOF)  
 2 - Adam Trumbower (6 at Navy, 4 vs. TU)  
 1 - Corey Cofield (6 at HC)

#### LEADING ASSISTS

9 - David Schneider (7 at KSU, 6 vs. WC, 5 vs. UNF, 3 vs. HU, 2 vs. NU, 4 at GSU, 3 vs. VCU, 4 at HOF, 5 vs. GSU)  
 7 - Laimis Kisielius (4 vs. TU, 3 vs. HU, 5 at GMU, 2 vs. NU, 3 at UD, 3 at ODU, 5 vs. GSU)  
 5 - Nathan Mann (4 at HC, 8 vs. UR, 4 at GSU, 3 at ODU)  
 3 - Peter Stein (4 vs. JSU, 4 vs. TU, 4 at GSU)  
 2 - Adam Trumbower (4 at Navy, 5 vs. CU), Adam Payton (4 vs. UMBC, 5 vs. GMU)  
 1 - Kyle Carrabine (2 vs. NU)

## CAREER GAMES PLAYED/STARTED

	Games	Starts
Adam Payton †	100	43
Adam Trumbower	84	6
Nathan Mann	77	43
Laimis Kisielius	76	64
Alex Smith	47	5
Peter Stein	45	20
Kyle Carrabine	43	2
Chris Darnell	41	3
Chris Stratton	27	1
David Schneider	17	16
Steven Hess	14	0
Danny Sumner	13	1
Marcus Barnett	4	0

† includes 52 games and zero starts at Vanderbilt

## MISCELLANEOUS STATS

### W-L RECORDS OF STARTING LINEUPS

8-6 - Schneider, Mann, Payton, Kisielius, Stein - (W - vs. WC, vs. UNF, vs. UMBC, vs. HU, vs. UR, at GMU, vs. NU, at GSU - L - at KSU, vs. VCU, at UD, vs. GMU, at HOF, at ODU)

1-0 - Schneider, Trumbower, Payton, Kisielius, Stein - (W - vs. GSU)

1-0 - Stein, Sumner, Cofield, Trumbower, Payton (W - vs. CU)

1-0 - Mann, Kisielius, Carrabine, Smith, Darnell - (W - vs. JSU)

0-1 - Schneider, Mann, Payton, Kisielius, Cofield - (L - at HC)

0-1 - Mann, Payton, Kisielius, Stein, Darnell - (L - at Navy)

0-1 - Trumbower, Mann, Carrabine, Kisielius, Smith - (L - vs. TU)

### TOTAL DUNKS

28 - A. Payton (9), A. Smith (5), L. Kisielius (3), C. Darnell (3), S. Hess (2), P. Stein (2), D. Sumner (2), C. Cofield (1), C. Stratton (1)

### TOTAL 3-POINT PLAYS

24 - A. Smith (9), A. Payton (9), C. Darnell (2), C. Cofield (2), K. Carrabine (1), L. Kisielius (1), A. Trumbower (1)

### TOTAL 4-POINT PLAYS

1 - D. Schneider (1)

### TOTAL CHARGES TAKEN

19 - A. Smith (6), D. Schneider (5), A. Payton (2), P. Stein (2), A. Trumbower (1), C. Cofield (1), N. Mann (1), K. Carrabine (1)

## W&M STARTING LINEUPS

GAME	GUARD	GUARD	GUARD	FORWARD	FORWARD
at KSU (11/11)	Schneider	Mann	Payton	Kisielius	Stein
Wagner (11/20)	Schneider	Mann	Payton	Kisielius	Stein
at HC (11/25)	Schneider	Mann	Payton	Kisielius	Cofield
at Navy (11/28)	Mann	Payton	Kisielius	Darnell	Stein
JSU (12/1)	Mann	Carrabine	Kisielius	Darnell	Smith
Cornell (12/2)	Trumbower	Payton	Sumner	Cofield	Stein
Towson (12/5)	Trumbower	Mann	Carrabine	Kisielius	Smith
NFU (12/8)	Schneider	Mann	Payton	Kisielius	Stein
UMBC (12/22)	Schneider	Mann	Payton	Kisielius	Stein
Hampton (12/28)	Schneider	Mann	Payton	Kisielius	Stein
Richmond (12/31)	Schneider	Mann	Payton	Kisielius	Stein
at GMU (1/3)	Schneider	Mann	Payton	Kisielius	Stein
NU (1/6)	Schneider	Mann	Payton	Kisielius	Stein
at GSU (1/8)	Schneider	Mann	Payton	Kisielius	Stein
VCU (1/10)	Schneider	Mann	Payton	Kisielius	Stein
at Del. (1/13)	Schneider	Mann	Payton	Kisielius	Stein
GMU (1/16)	Schneider	Mann	Payton	Kisielius	Stein
at Hofstra (1/20)	Schneider	Mann	Payton	Kisielius	Stein
at ODU (1/24)	Schneider	Mann	Payton	Kisielius	Stein
GSU (1/27)	Schneider	Trumbower	Payton	Kisielius	Stein
at VCU (1/29)					
JMU (1/31)					
UNCW (2/3)					
at JMU (2/7)					
at UNCW (2/10)					
Drexel (2/14)					
TBA (2/17)					
at Drexel (2/21)					
ODU (2/24)					

## CASHING IN AT THE CHARITY STRIPE

The Tribe has been making the most of its opportunities recently from the free throw line. Over the last five games, W&M is shooting 77.9 percent (88-of-113) from the free throw line. The College also leads the CAA in free throw shooting in league games, knocking down 76.6 percent from the charity stripe.

Overall, the Tribe has pushed its season free throw shooting percentage to 70 percent. Through the first five games of the season, W&M was only connecting on 57.7 percent (56-of-97) from the free throw line. Since then, the College has connected at a 74 percent (219-of-296) clip.

## MR. EVERYTHING

Senior guard Adam Payton has made his presence felt both on the court and in the locker room during his final season of college basketball. Payton leads the Tribe in points (13.3), rebounds (4.0), steals (1.8) and free throw percentage (85.2 percent). Over the Tribe's last three contests, Payton is averaging nearly 19 points per game.

In the Tribe's 88-77 loss to VCU, it would be hard to argue that Payton was not the best player on the court. The Burlington, N.J., native kept the Tribe in the game with the Rams, scoring a career-high 26 points. He was 7-of-13 from the floor and 10-of-11 from the free throw line. Payton also pulled down a team-high five rebounds, while swiping a career-high tying four steals.

It is not the first time Payton has stepped to the forefront for the College, in fact it is becoming a common theme throughout the season. When the Tribe has needed a play down the stretch, it has needed to look no further than its 6-3 co-captain. Payton has come through in the clutch on numerous occasions this season, helping W&M to its best start in nearly a decade. Here is a look at what Payton has done with the game on the line:

- In a 13-point come-from-behind win over Cornell at the W&M Tip-Off Classic, Payton scored 10 points in the final five minutes of regulation and overtime. He also made a steal with 15 seconds left that led to the game-tying free throw, which he sank to send the game to extra time. On three consecutive possessions late in the game, Payton made two steals and pulled down an offensive rebound to spearhead the Tribe comeback. For his efforts, he won the Tip-Off Classic MVP honor.

- In the Tribe's 67-63 upset win at George Mason, Payton once again shined when it mattered most. In the second half, he scored 10 of his 12 points, including a clutch steal and fast-break lay up to give W&M its largest lead at 51-44. He also calmly stepped to the free throw line and sank the game clinching free throws with 20 seconds remaining.

- With W&M trailing 57-51 with 2:42 remaining against Northeastern, Payton helped lead the Tribe to a come-from-behind victory. The Tribe scored the game's final nine points with Payton adding the final four on free throws, including the game-winner with 22 seconds remaining.

- Payton scored 16 of his 23 points in the second half at Hofstra on Jan. 20, helping the Tribe overcome a 15-point first-half deficit to draw even with the Pride with two minutes remaining.

- Payton has scored in double digits 15 times and led the Tribe in scoring on a team-high nine occasions.

### KNOCKING FINAL FOUR FOES

The Tribe defeated 2006 NCAA Final Four participant George Mason, 67-63, on Jan. 3, marking the fifth time in school history that the College defeated a Final Four participant from the previous season. The Tribe also accomplished the feat with wins over N.C. State during the 1950-51 season, West Virginia during the 1959-60 season, North Carolina during the 1977-78 season and Virginia during the 1984-85 campaign. In total, W&M has played 17 contests against teams that advanced to the NCAA Final Four the previous season.

The victory for the 2006-07 version of the Tribe was the first to pull the trick on the road. The previous four wins all came in contests considered home games, while W&M downed the Patriots in Fairfax, Va. The win over George Mason was also the first over a

### W&M OPPONENT RATINGS

TEAM	COLLEGE RPI.COM	SAGARIN RATINGS
William & Mary	191	199
Kansas State	49	49
Wagner	313	308
Holy Cross	74	102
Navy	236	230
Jacksonville State	319	311
Cornell	180	206
Towson	161	167
North Florida	334	336
UMBC	196	236
Hampton	238	255
Richmond	289	285
George Mason	100	84
Northeastern	192	202
Georgia State	258	251
VCU	50	47
Delaware	278	298
Hofstra	66	94
Old Dominion	78	83
James Madison	299	291
UNC Wilmington	265	250
Drexel	56	74

### W&M VS. OPPONENTS

Below is a game-by-game breakdown of how W&M has fared against its opponents in the following categories: Free Throws, Bench Points, Points in the Paint, Second Chance Points and Fast Break Points. W&M stats shown first followed by opponents stats.

GAME	FT	BENCH	PAINT	OFF TO	2ND CHANCE	FB
at KSU (11/11)	10-16	12-13	20-28	9-19	11-28	7-15
Wagner (11/20)	6-11	40-23	40-10	27-10	11-5	9-2
at HC (11/25)	8-17	8-19	30-32	18-15	14-21	2-6
at Navy (11/28)	15-16	36-19	26-30	16-30	14-3	6-16
JSU (12/1)	17-3	27-6	20-36	16-27	12-10	2-8
Cornell (12/2)	16-9	50-9	24-28	17-10	11-4	0-4
Towson (12/5)	14-16	42-18	18-28	19-10	2-8	4-7
NFU (12/8)	16-3	13-6	28-20	14-6	3-4	4-2
UMBC (12/22)	21-13	24-20	20-22	18-8	5-6	6-4
Hampton (12/28)	21-19	17-9	22-18	25-32	10-15	2-2
Richmond (12/31)	14-5	21-13	20-26	7-14	18-16	0-4
at GMU (1/3)	12-13	18-7	30-26	7-17	16-2	4-2
NU (1/6)	14-11	12-10	14-16	9-12	3-6	0-0
at GSU (1/8)	3-7	19-9	24-22	14-7	10-7	0-4
VCU (1/10)	27-31	20-27	26-32	18-28	15-16	6-4
at Del. (1/13)	16-19	27-5	34-14	10-14	16-7	6-4
GMU (1/16)	8-9	10-14	24-32	6-16	5-2	5-4
at Hofstra (1/20)	15-19	10-11	36-40	20-14	11-21	4-2
at ODU (1/24)	9-13	14-9	17-26	3-18	3-9	3-2
GSU (1/27)	13-11	18-13	28-30	30-17	10-12	2-0
at VCU (1/29)						
JMU (1/31)						
UNCW (2/3)						
at JMU (2/7)						
at UNCW (2/10)						
Drexel (2/14)						
TBA (2/17)						
at Drexel (2/21)						
ODU (2/24)						
<b>Totals</b>	<b>275-261</b>	<b>438-260</b>	<b>501-518</b>	<b>303-324</b>	<b>200-212</b>	<b>72-92</b>

TEAM	POMERY RATING	REALTIME RPI POWER RATING
William & Mary	170	164
Kansas State	53	62
Wagner	296	301
Holy Cross	115	68
Navy	253	220
Jacksonville State	298	315
Cornell	188	171
Towson	160	153
North Florida	336	336
UMBC	243	205
Hampton	265	255
Richmond	233	285
George Mason	71	100
Northeastern	193	203
Georgia State	251	258
VCU	60	35
Delaware	286	296
Hofstra	119	73
Old Dominion	72	72
James Madison	271	286
UNC Wilmington	216	270
Drexel	78	61

\* - as of Jan. 28

## W&M INDIVIDUAL SUPERLATIVES

	06-07	CAREER
<b>DOUBLE-DIGIT SCORING GAMES</b>		
Laimis Kisielius	12	33
Nathan Mann	7	26
Adam Payton	15	20
David Schneider	8	8
Alex Smith	4	5
Peter Stein	2	5
Kyle Carrabine	1	1
Danny Sumner	1	1
Adam Trumbower	1	1
Marcus Barnett	0	0
Chris Darnell	0	0
Steven Hess	0	0
Chris Stratton	0	0
<b>20-POINT GAMES</b>		
Adam Payton	2	3
Laimis Kisielius	2	3
Nathan Mann	0	2
<b>10-REBOUND GAMES</b>		
None		
<b>5-ASSIST GAMES</b>		
Nathan Mann	0	5
David Schneider	4	4
Laimis Kisielius	2	4
Adam Trumbower	1	2
Adam Payton	1	2
<b>DOUBLE-DOUBLES</b>		
None		

## W&M OPPONENT RECORDS

OPPONENT	06-07 RECORD	05-06 RECORD
Kansas State	15-6	15-13
Wagner	7-13	13-14
Holy Cross	16-6	20-12
Navy	11-11	10-18
Jacksonville State	5-16	16-13
Cornell	10-8	13-15
Towson	10-11	12-16
North Florida	2-19	6-22
UMBC	9-13	10-19
Hampton	7-12	16-16
Richmond	5-15	13-17
George Mason	12-8	28-7
Northeastern	7-14	19-11
Georgia State	7-13	7-22
VCU	18-3	19-10
Delaware	3-18	9-21
Hofstra	16-5	26-7
Old Dominion	14-7	24-10
James Madison	6-14	5-23
UNC Wilmington	4-15	25-8
Drexel	15-5	15-16
<b>Combined</b>	<b>199-232</b>	<b>372-310</b>

\* - Through Jan. 28

Final Four participant since the NCAA Tournament field expanded to 64. The 1984 NCAA Tournament was the final event with a 48-team field. The Tribe's victories over N.C. State in 1951 and West Virginia in 1960 were both played in Norfolk, Va., but both were considered home games.

### 1950-51

W&M beat N.C. State, 88-78, in Norfolk, Va., on Feb. 3, 1951\*  
N.C. State went to the 1950 Final Four

### 1959-60

W&M beat West Virginia, 94-86, in Norfolk, Va., on Jan. 30, 1960\*  
West Virginia went to the 1959 Final Four

### 1977-78

W&M beat North Carolina, 78-75, in Williamsburg on Dec. 7, 1977  
North Carolina went to the 1977 Final Four

### 1984-85

W&M beat Virginia, 54-53, in Williamsburg on Dec. 4, 1984  
Virginia went to the 1984 Final Four

### 2006-07

W&M beat George Mason, 67-63, in Fairfax, Va. on Jan. 3, 2007  
George Mason went to the 2006 Final Four

\* - considered a home game despite being played in Norfolk, Va.

### SCHNEIDER EARNS SECOND CAA ROOKIE OF THE WEEK HONOR

Freshman guard David Schneider continued his stellar rookie campaign, earning his second CAA Rookie of the Week honor on Jan. 8. Schneider garnered the accolade after averaging 11.5 points, 5.0 rebounds and 3.0 assists in the Tribe's victories over George Mason (Jan. 3) and Northeastern (Jan. 6). During the two-game stretch, he also connected on 42.9 percent (6-of-14) from 3-point range. Schneider garnered the award earlier this

## LEAD-DEFICIT COMPARISON

OPPONENT	LARGEST LEAD	LARGEST DEFICIT	RESULT
at Kansas State	11 - (1st - 11:13)	14 - (2nd - 1:41)	L, 60-70
Wagner	27 - (2nd - 3:21)	Never	W, 77-53
at Holy Cross	None	13 (1st - 10:30)	L, 57-66
at Navy	None	25 - (2nd - 3:43)	L, 63-79
Jacksonville State	10 - (2nd - 5:02)	3 - (2nd - 11:06)	W, 59-56
Cornell	5 - (OT - 0:01)	13 - (2nd - 5:00)	W, 73-68 (OT)
Towson	2 - (1st - 18:31)	17 - (2nd - 19:20)	L, 60-73
North Florida	20 - (2nd - 0:38)	1 - (2nd - 14:16)	W, 61-44
UMBC	19 - (1st - 1:23)	1 - (1st - 19:27)	W, 70-58
Hampton	15 - (2nd - 3:42)	3 - (1st - 2:15)	W, 72-67
Richmond	17 - (2nd - 6:34)	5 - (1st - 16:54)	W, 61-53
at George Mason	7 - (2nd - 9:57)	7 - (1st - 14:06)	W, 67-63
Northeastern	7 - (2nd - 18:25)	7 - (1st - 16:10)	W, 60-57
at Georgia State	19 - (2nd - 1:34)	3 - (1st - 18:55)	W, 57-43
VCU	6 - (1st - 15:50)	14 - (2nd - 19:23)	L, 77-88
at Delaware	1 - (1st - 17:36)	22 - (2nd - 6:45)	L, 62-77
George Mason	None	17 (2nd - 4:17)	L, 63-76
at Hofstra	4 - (1st - 17:25)	15 - (1st - 2:57)	L, 69-77
at Old Dominion	17 - (1st - 4:44)	15 - (2nd - 0:54)	L, 44-59
Georgia State	24 - (2nd - 3:40)	6 - (1st - 16:46)	W, 81-65
at VCU			
James Madison			
UNC Wilmington			
at James Madison			
at UNC Wilmington			
Drexel			
ESPN BracketBusters			
at Drexel			
Old Dominion			



season following his collegiate debut at Kansas State.

In the Tribe's 67-63 win at George Mason, Schneider scored 10 points, pulled down two rebounds and dished out four assists. He made a huge play with 3:38 remaining in the second half. After the Patriots' had pulled even at 57, Schneider pulled down an offensive rebound and connected on a jumper just inside the 3-point arc on the left wing to give W&M a 59-57 lead, an advantage the Tribe would never relinquish. It marked the fifth time in school history that W&M defeated a team that went to the Final Four the previous season. It was the first such victory on the road.

The Phoenix, Ariz., native finished with 13 points and pulled down a team-high eight rebounds in W&M's come-from-behind victory over Northeastern. He equaled a career-high connecting on four 3-point field goals in the victory. With W&M trailing, 57-51, following a 10-1 Northeastern run, Schneider came down the floor and drilled a 3-pointer from the right wing to pull W&M within a single possession. He scored four of the Tribe's final nine points in the comeback.

### GUARDS CRASHING THE BOARDS

The W&M guards have been a significant reason for the Tribe's success in the rebounding department this season. The College has outrebounded 13 opponents and holds a 0.6 rebounding margin over its opponents. On 16 occasions and in 14 of the Tribe's 20 games this season, a W&M guard has led the Tribe in rebounding. In fact, all three of the College's starting guards average over 3.4 rebounds per contest, led by senior Adam Payton, who tops the College at 4.0 boards per contest. In total, the Tribe receives nearly 15 rebounds a game from the guard position.

Payton, freshman David Schneider and junior Nathan Mann have led the Tribe in rebounding on five occasions. Three of W&M's top single-game rebounding efforts this season have come from the guard position. Mann posted a season high nine boards against North Florida, while Schneider did the same against Kansas State and Payton pulled the trick at George Mason.

### TRIBE BY THE NUMBERS

- 2** Number of CAA Rookie of the Week awards won by freshman guard David Schneider
- 4** Number of W&M TV games at home in 2006-07
- 7.5** Number of 3-point field goals of the Tribe is averaging in CAA play, which is tied for the most with VCU
- 9** Number of times Alex Smith has led W&M in bench scoring, including a career-high 16 at Delaware on Jan. 13
- 13** W&M overcame a 13-point deficit in the final five minutes against Cornell, before winning in overtime
- 26** Career-high point total scored by senior guard Adam Payton vs. VCU on Jan. 10.
- 50** Points the W&M bench scored in an overtime victory over Cornell
- 114** Number of career 3-pointers by junior guard Nathan Mann
- .299** 3-point field goal percentage Tribe opponents are shooting in 2006-07, which tops the CAA
- .438** 3-point field goal percentage of junior Laimis Kisielius, which ranks second in school history
- .766** The league-leading free throw percentage for W&M as a team in CAA games
- .852** Free throw percentage of Adam Payton, the fourth-best mark in the CAA
- 1,043** Number of All-time victories at W&M
- 4,675** Number of miles from Vilnius, Lithuania (home of Laimis Kisielius) to Williamsburg, Va.

### STARTERS-BENCH COMPARISON

OPPONENT	TOTAL	POINTS	REBOUNDS
	POINTS-REBOUNDS	STARTERS-BENCH	STARTERS-BENCH
at Kansas State	60-37	48-12	21-10
Wagner	77-42	37-40	15-25
at Holy Cross	57-32	49-8	21-7
at Navy	63-30	27-36	13-14
Jacksonville State	59-47	32-27	21-21
Cornell	73-33	23-50	12-14
Towson	60-26	18-42	8-16
North Florida	61-35	48-13	21-6
UMBC	70-23	46-24	10-9
Hampton	72-25	55-17	12-8
Richmond	61-40	40-21	31-9
at George Mason	67-36	49-18	22-12
Northeastern	60-35	48-12	20-9
at Georgia State	57-34	38-19	26-4
VCU	77-27	57-20	17-7
at Delaware	62-32	35-27	17-11
George Mason	63-29	53-10	22-6
at Hofstra	69-29	59-10	14-11
at Old Dominion	44-28	30-14	13-11
Georgia State	81-24	63-18	14-9
at VCU			
James Madison			
UNC Wilmington			
at James Madison			
at UNC Wilmington			
Drexel			
ESPN BracketBusters			
at Drexel			
Old Dominion			

## CAA

	CAA		Overall	
	W-L	Pct.	W-L	Pct.
VCU	10-0	1.000	18-3	.857
Hofstra	9-1	.900	16-5	.762
Drexel	7-3	.700	15-5	.750
Old Dominion	7-3	.700	14-7	.667
George Mason	6-4	.600	12-8	.600
Northeastern	5-5	.500	7-14	.333
<b>William and Mary</b>	<b>4-6</b>	<b>.400</b>	<b>11-9</b>	<b>.550</b>
Towson	4-6	.400	10-11	.476
Georgia State	3-7	.300	7-13	.350
James Madison	3-7	.300	6-14	.300
UNC Wilmington	1-9	.100	4-15	.211
Delaware	1-9	.100	3-18	.143

### CAA SCHEDULE/RESULTS

#### Jan. 16

\*George Mason def. W&M, 76-63

#### Jan. 17

\*Georgia State def. Delaware, 61-44

\*JMU def. ODU, 72-65

\*Drexel def. Northeastern, 67-41

\*VCU def. UNCW, 74-65

#### Jan. 18

\*Hofstra def. Towson, 79-74

#### Jan. 20

\*Drexel def. Delaware, 69-61

\*JMU def. Georgia State, 59-52

\*Towson def. UNCW, 75-61

\*George Mason def. Northeastern, 78-53

\*Hofstra def. W&M, 77-69

\*VCU def. ODU, 80-75

#### Jan. 24

\*Towson def. Delaware, 85-63

\*Drexel def. UNCW, 66-50

\*VCU def. George Mason, 75-62

\*Hofstra def. Georgia State, 76-63

\*Northeastern def. JMU, 67-51

\*ODU def. W&M, 59-44

#### Jan. 27

\*VCU def. Drexel, 75-68

\*Northeastern def. Delaware, 73-64

\*George Mason def. JMU, 59-41

\*Hofstra def. Towson, 64-60

\*ODU def. UNCW, 86-70

\*W&M def. Georgia State, 81-65

#### Jan. 29

\*Hofstra at Delaware 7:00 pm

\*Drexel at Northeastern 7:00 pm

\*George Mason at UNCW 7:00 pm

\*Georgia State at ODU 7:00 pm

\*Towson at JMU 7:00 pm

\*W&M at VCU 7:30 pm

#### Jan. 31

\*Delaware at George Mason 7:00 pm

\*UNCW at Georgia State 7:00 pm

\*VCU at Hofstra 7:00 pm

\*JMU at W&M 7:00 pm

\*Northeastern at Towson 7:00 pm

#### Feb. 1

\*ODU at Drexel 7:00 pm

#### Feb. 3

\*JMU at Delaware 12:00 pm

\*Georgia State at VCU 2:00 pm

\*Towson at Drexel 4:00 pm

\*Northeastern at Hofstra 4:00 pm

\*ODU at George Mason 6:00 pm

\*UNCW at W&M 7:00 pm

## DEFENSIVE INTENSITY

One of the biggest reasons for the Tribe's success has been its play on the defensive end. The Tribe has limited seven opponents to less than 60 points this season, and is a perfect 7-1 in those contests. The College leads in the conference in 3-point field goal percentage defense (29.9 percent). The 3-point field goal percentage defense ranks 14th nationally according to kenpom.com.

Here are some examples of the Tribe's defensive success in 2006-07:

- W&M limited ODU to 19.4 percent (6-of-31) from the field, including a 0-of-14 effort from 3-point range in the first half on Jan. 24. The Monarchs could only muster 14 first-half points against the Tribe and sat at seven points until the 3:29 mark of the first half.

- The Tribe held the CAA's top 3-point shooting team, Hofstra, well below its season averages. W&M limited the Pride to 4-of-18 (.222) shooting from 3-point range on Jan. 20. Hofstra entered the game leading the CAA at 39.9 percent from downtown, while hitting eight threes per game.

- The College held Richmond without a field goal for the final 15 minutes of the first half in a New Years Eve victory. The Spiders jumped out to a 12-8 led on the Tribe heading into the first media timeout. UR had connected on 6-of-7 from the field over the stretch. The College came out of the timeout with a renewed vigor and held Richmond without a field goal over the final 15 minutes of the first half. The Spiders could only muster a single free throw during the decisive stretch, while misfiring on all 12 of its attempts from the field and turning the ball over eight times.

- W&M held Richmond to only 13 first-half points, in opening up a 14-point advantage. The 13 first-half points were the fewest allowed by the Tribe since Jan. 24, 2001, when James Madison only put up 11 points in the opening stanza.

- On two occasions this season W&M has held its opponent below 45 points. The College held Georgia State nearly 25 points below its season scoring average in a 57-43 victory on Jan. 8. It marked the second time this season W&M held an opponent to less than 45 points. The Tribe held North Florida to 44 total points in a 17-point victory on Dec. 8. The last time W&M held two foes below 45 points in a single season was during the 1983-84 season when W&M held James Madison to 44 points and East Carolina to 32 points.

- The 43 points scored by Georgia State against W&M was the lowest point total for a Tribe opponent during the Tony Shaver Era. The last time the College held an opponent to fewer than 43 points in a game was Jan. 31, 2001 when W&M held American to 42 points in a 51-42 victory.

## COMEBACK KIDS

W&M overcame halftime deficits in back-to-back games in January, marking the first time in 16 years the Tribe has accomplished the feat. At George Mason on Jan. 3, the Tribe trailed 33-31 at the break, before leading the majority of the second half on its way to a 67-63 win over the 2006 Final Four participant. On Jan. 6, W&M once again trailed at the half, 27-26, to Northeastern, before rallying to score the game's final nine points and record a 60-57 victory.

The last time W&M tallied back-to-back wins when rallying from a halftime deficit was during the 1990-91 season. On Nov. 27, 1990, W&M trailed Davidson, 28-27, on the road, but notched a one-point, 59-58, victory. Two days later, Army led W&M, 34-33, at the break, but the College picked up a 73-71 win with a second-half surge.

## BENCH SCORING

W&M head coach Tony Shaver felt that his 2006-07 Tribe team would be the deepest he has had in his four seasons at the helm. The Tribe's play off the bench this season has echoed Shaver's sentiments.

This season, the College has averaged 21.9 points per game from its reserves, outscoring its opponents by an average of nearly nine points off the bench. The Tribe has outscored its opponents off the bench on 15 occasions and is 11-4 in those contests. Sophomore forward Alex Smith leads the way, topping the Tribe off the bench on nine occasions.

On four occasions this season the Tribe bench has outscored the starters. In Tribe contests with Wagner, Cornell and Towson, the W&M bench scored over 40 points. In the 24-point win over the Seahawks, the bench held a 40-37 advantage over the starters, while the reserves scored 50 points, led by the 21 from junior Laimis Kisielius against Cornell. The Tribe held a 42-18 scoring advantage over Towson on Dec. 5.

The 40-plus point efforts off the bench against Wagner, Cornell and Towson marked the third, fourth and fifth times under head coach Tony Shaver that W&M scored 40 or more points off the bench. In each of the last two seasons, the Tribe accomplished the feat. Last season, the College tallied 42 points off the bench in the season-opening victory over Maine. On Dec. 1, 2004, the W&M subs scored 42 points in a victory over Longwood. The 50 points off the bench against Cornell were the most under Shaver.

### Leading W&M Bench Scorers

Date	Opponent	Leading Scorer	Total W&M Bench Scoring
11/11	at Kansas State	Cofield (4)	12
11/20	Wagner	Sumner (12)	40
11/25	at Holy Cross	Smith (3) Stein (3)	8
11/28	at Navy	Trumbower (12)	36
12/1	JSU	Payton (18)	27
12/2	Cornell	Kisielius (21)	50
12/5	Towson	Schnedier (18)	42
12/8	North Florida	Carrabine (5)	13
12/22	UMBC	Smith (9)	24
12/28	Hampton	Smith (8)	17
12/31	Richmond	Smith (12)	21
1/3	at George Mason	Smith (11)	18
1/6	Northeastern	Carrabine (6)	12
1/8	at Georgia State	Smith (7)	19
1/10	VCU	Smith (12)	20
1/13	at Delaware	Smith (16)	27
1/16	George Mason	Cofield (7)	10
1/20	at Hofstra	Smith (8)	10
1/24	at Old Dominion	Trumbower (6)	14
1/27	vs. Georgia State	Darnell (8)	18

### DIFFERENCE AT THE CHARITY STRIPE

W&M has been productive from the free throw line in late game situations. While the Tribe is shooting 70 percent from the charity stripe on the year, the number jumps significantly late in the game. With five minutes or less remaining in a contest, the College has shot 77.1 percent from the line. Below is a player-by-player breakdown of how W&M has fared at the foul line with five minutes or less remaining in the game and in overtime:

Player	FT	FT%
Corey Cofield	2-2	1.000
Adam Trumbower	9-of-10	.900
Nathan Mann	6-of-7	.857
Adam Payton	25-of-30	.833
Alex Smith	5-of-6	.833
Laimis Kisielius	22-of-27	.815
Danny Sumner	2-of-3	.667
David Schneider	14-of-22	.636
Peter Stein	3-of-6	.500
Kyle Carrabine	1-of-2	.500
Steven Hess	1-of-2	.500
Marcus Barnett	0-of-1	.000
<b>Total</b>	<b>91-of-118</b>	<b>.771</b>

## TRIBE IN THE CAA RANKINGS

as of Jan. 28  
All Games

### TEAM (W&M TOP 6 ONLY)

Scoring Defense	
5. W&M.....	64.6
Scoring Margin	
6. W&M.....	+0.1
Field Goal Pct.	
6. W&M.....	.434
Field Goal Pct. Defense	
6. W&M.....	.432
3-Point Field Goal Pct. Defense	
1. W&M.....	.299
Rebounding Defense	
3. W&M.....	31.7
Rebounding Margin	
6. W&M.....	+0.5
Assists	
6. W&M.....	13.15
3-Point Field Goals Made	
5. W&M.....	6.90

### INDIVIDUAL

Points	
16. Adam Payton .....	13.3
20. Laimis Kisielius .....	11.9
Free Throw Pct.	
14. Adam Payton .....	.453
Assists	
12. David Schneider .....	3.06
Free Throw Pct.	
5. Adam Payton .....	.852
T13. Laimis Kisielius .....	.720
Steals	
5. Adam Payton .....	1.70
3-Point Field Goal Pct.	
15. David Schneider .....	.337
3-Point Field Goals Made	
9. David Schneider .....	2.00
Assist/Turnover Ratio	
10. David Schneider .....	1.53
15. Laimis Kisielius .....	1.02

## TRIBE IN THE CAA RANKINGS

as of Jan. 28  
CAA Games Only

### TEAM (W&M TOP 6 ONLY)

#### Scoring Offense

6. W&M..... 64.0

#### Free Throw Pct.

1. W&M..... .766

#### 3-Point Field Goal Pct. Defense

4. W&M..... .335

#### Rebounding Defense

1. W&M..... 29.4

#### Assists

6. W&M..... 13.20

#### Assists/Turnover Ratio

6. W&M..... 1.05

#### 3-Point Field Goals Made

T1. W&M..... 7.50

### INDIVIDUAL

#### Points

9. Adam Payton ..... 15.4

#### Field Goal Pct.

12. Adam Payton ..... .477

#### Assists

T13. Laimis Kisielius ..... 3.10

#### Free Throw Pct.

4. Adam Payton ..... .863

#### Steals

T3. Adam Payton ..... 1.90

#### 3-Point Field Goals Made

T7. David Schneider ..... 2.10

#### Assist/Turnover Ratio

10. David Schneider ..... 1.65

12. Laimis Kisielius ..... 1.48

### GETTING TO THE FREE THROW LINE

When the Tribe gets to the free throw line 20 or more times, there is a good chance the contest will end in a victory. This season, W&M has had 20 or more attempts from the charity stripe on nine occasions and is 6-3 in those contests. Over the last three seasons, the College is 22-16 (.579) when attempting 20 or more from the free throw line.

### 50 PERCENT EQUALS VICTORIES

The Tribe has been flawless under head coach Tony Shaver when it hits on 50 percent or better from the floor. W&M has notched a quartet of victories this season when shooting over 50 percent from the floor. It marked the 11th, 12th, 13th and 14th times in Shaver's four years at the helm that W&M shot 50 percent or better from the field. In all 14 of those contests, W&M has walked away with a victory. Here is a look at the Tribe's 50 percent or better shooting from the field under Shaver:

Date	Team	Result	Percentage (FGM-FGA)
1/27/07	Georgia State	W, 81-65	.609 (28-46)
12/28/06	Hampton	W, 72-67	.512 (21-41)
12/22/06	UMBC	W, 70-58	.500 (21-42)
11/20/06	Wagner	W, 77-53	.500 (32-64)
2/4/06	Georgia State	W, 90-73	.633 (31-49)
1/28/06	James Madison	W, 86-68	.518 (29-56)
12/21/05	UNC Greensboro	W, 83-73	.536 (30-56)
11/26/05	Campbell	W, 93-79	.589 (33-56)
1/26/05	Towson	W, 83-65	.521 (25-48)
12/1/04	Longwood	W, 90-60	.500 (30-60)
1/28/04	at James Madison	W, 99-86	.600 (33-55)
1/26/04	Old Dominion	W, 86-77	.545 (30-55)
12/30/03	Campbell	W, 82-67	.500 (29-58)
11/23/03	Liberty	W, 91-64	.540 (34-63)

### STIFLING DEFENSE

The Tribe held each of its first three opponents below 37 percent shooting from the floor. The College held Kansas State to 30 percent (24-of-80) shooting. W&M followed that performance by holding Wagner to 32.7 percent (17-of-52) and Holy Cross to 36.7 percent (22-of-60). It marks the best defensive three-game stretch for the Tribe since the 1999-2000 season. The Tribe held The Citadel (32 percent (16-of-50) on Dec. 2), UNC Wilmington (35.5 percent (18-of-53) on Dec. 6) and American (31.8 percent (14-of-44) on Dec. 9) below the mark during the campaign.

W&M has also kept its opponents at bay from beyond the 3-point arc. Kansas State shot only 20.7 percent (6-of-29) from 3-point range, while Wagner was 8-of-31 from downtown for a 25.8 percent shooting clip. Holy Cross hit on only 5-of-25 attempts from 3-point range for a 20 percent average. It marked the first time W&M held three straight opponents to less than 26 percent shooting from 3-point range since the 2001-02 season. During that stretch, W&M held Towson (7.7 percent (1-of-13) on Feb. 2), James Madison (13.3 percent (2-of-15) on Feb. 4) and Hampton (18.8 percent (3-of-16) on Feb. 6) below 20 percent from 3-point range.

### TONY SHAVER - A HALL OF FAMER

In each of his previous two stops before taking over the Tribe program, head coach Tony Shaver has enjoyed great success and been inducted into the Hall of Fame at each school. In 2004, Shaver was inducted into the Hampden-Sydney College Hall of Fame after coaching the Tiger program to eight ODAC Championships, 11 NCAA Tournament appearances and two Final Fours. He had 358 career victories and a .747 winning percentage at Hampden-Sydney. On Nov. 11, 2005, Shaver was inducted into the Episcopal High School (Alexandria, Va.) Hall of Fame. He coached at the school for 10 seasons (1977-86), winning 73 percent of his games and two IAC championships. After the 1986 season, he was named the Virginia State Private School Coach of the Year and his team was ranked first in Northern Virginia by the *Alexandria Gazette*.

## W&M PLAYERS IN THE PROS

Five former W&M players are currently playing professionally overseas, including three who graduated within the last three years. All five are playing in their country's top division of professional basketball.

### TODD CAUTHORN

#### Sheffield Sharks (England - BBL)

Finished with four points and three rebounds in a 70-65 loss to the Worcester Wolves on Jan. 20 ... Ranks among the league leaders in blocked shots (sixth at 0.88 per game), free throw shooting (fifth at 83.3 percent) and 3-point shooting (seventh at 37 percent) ... Sharks are tied for second at 13-6 in the BBL Championship table ... Averaging 8.9 points and 3.8 rebounds per game for the Sheffield Sharks as of Jan. 16 ... Sharks will play in the BBL Trophy semifinals in Feb. ... In total, has played 11 years in Europe.

### ZEB COPE

#### Entente Orleans 45 (France - LNB)

Tallied back-to-back 20-point efforts against Strasbourg on Jan. 6 and Gravelines-Dunkerque on Jan. 13 ... Orleans is tied for sixth in the LNA with 28 points and a 10-8 record ... Averaging 10.7 points and 5.3 rebounds per game, while shooting 43.8 percent from the field and 85 percent from the free throw line ... Helped Boncourt from the top division in Switzerland advance to the finals of the LNA Championship in 2005-06, after the team claimed the Swiss regular season crown with an 18-4 record ... Ranked fifth in the LNA with 9.8 rebounds per game last season.

### ADAM HESS

#### Artland Dragons of Quackenbrueck (Germany - BBL)

Voted the starter at forward for the North squad in the Bundesliga All-Star Game ... Leads the German Bundesliga in scoring at 19.2 points per game ... Shooting 48.3 percent from the field and 80.7 percent from the free throw line, while averaging 5.1 rebounds per game ... Ranks seventh in league in overall efficiency at 269 and 10th in efficiency per game at 14.9 ... Artland is sixth in the 18-team Bundesliga at 11-7 ... Scored 14 points in a 72-65 victory over EWE Baskets Oldenburg on Jan. 13 ... Played for the Phoenix Suns during the Toshiba Las Vegas Summer League, and averaged 18.2 minutes, 8.8 points, 2.6 rebounds and one assist, while shooting 64 percent from the field ... Played two seasons with BK Nymburk in the NBL, the top division in the Czech Republic, helping the team to back-to-back league titles ... Named to the Czech league's All-Imports list and second-team all-league after ranking fourth in the NBL in the value index ratings in 2005-06.

### JIM MORAN

#### Gran Canaria (Spain - ACB)

Averaging 8.9 points and 3.0 rebounds per game, while shooting 40 percent from 3-point range and 78 percent from the free throw line for Gran Canaria ... Gran Canaria is 9-9 and tied for eighth in the 18-team ACB... Scored 11 points on a perfect 4-of-4 from the floor in a 102-85 loss to Tau Ceramica on Jan. 21 ... Helped Gran Canaria reach the ACB (top division) playoffs and finish the year fifth in the regular season with a 20-14 record in 2005-06 ... In his seventh season with the team, after starting 29 of the team's 34 regular season games in 2005-06, averaging 7.2 points and shooting 47 percent from 3-point range ... Has played six years in Spain.

### SHERMAN RIVERS

#### BK Sadska (Czech Republic - NBL)

Averaging 12.6 points, 3.9 rebounds and 1.8 assists, all of which rank second on the team ... Finished with 13 points in a 110-92 loss to BK Synthesia Pardubice on Jan. 2 ... BK Sadska as it improved to 4-13 in the NBL ... Has a value index per game of 12.8 ... Averaged 13.8 points and 2.8 rebounds per game in his first season (2005-06) with BK Sadska.

Updated as of Jan. 22

## GENERAL INFORMATION

<b>NAME</b>	The College of William & Mary
<b>LOCATION</b>	Williamsburg, Va.
<b>FOUNDED</b>	1693 (2nd oldest college in U.S.)
<b>UNDERGRADUATE ENROLLMENT</b>	5,700
<b>NICKNAME</b>	Tribe
<b>COLORS</b>	Green, Gold and Silver
<b>ARENA (CAPACITY)</b>	Kaplan Arena at William and Mary Hall (8,600)
<b>AFFILIATION</b>	NCAA Division I
<b>CONFERENCE</b>	Colonial Athletic Association
<b>PRESIDENT</b>	Gene R. Nichol
<b>ALMA MATER</b>	Oklahoma State, 1973
<b>CHANCELLOR</b>	Sandra Day O'Connor
<b>ALMA MATER</b>	Stanford, 1950
<b>DIRECTOR OF ATHLETICS</b>	Terry Driscoll
<b>ALMA MATER</b>	Boston College, 1969
<b>SR. ASSOC. AD/SWA</b>	Barbara Blosser
<b>ALMA MATER</b>	Ohio State, 1975
<b>ATHLETICS DEPT. PHONE</b>	(757) 221-3400
<b>TICKET OFFICE PHONE</b>	(757) 221-3340

## MEN'S BASKETBALL INFORMATION

<b>HEAD COACH</b>	Tony Shaver
<b>ALMA MATER</b>	North Carolina, 1976
<b>RECORD AT W&amp;M</b>	34-71 (Fourth Season)
<b>CAREER RECORD</b>	392-192 (21st Season)
<b>ASSISTANT COACHES</b>	Dee Vick (Hampden-Sydney, 1994) Antwon Jackson (Pikeville College, 1993) Ben Wilkins (North Carolina State, 2001)
<b>2005-06 RECORD</b>	8-20
<b>CONFERENCE RECORD/FINISH</b>	3-15/T10th
<b>CAA TOURNAMENT RECORD</b>	0-1 (.000)
<b>STARTERS RETURNING/LOST</b>	3/2
<b>LETTERWINNERS RETURNING/LOST</b>	10/5
<b>FIRST YEAR OF BASKETBALL</b>	1905-06
<b>ALL-TIME RECORD</b>	1043-1199 (.465)
<b>NCAA TOURNAMENT APPEARANCES</b>	None
<b>NIT APPEARANCES</b>	1 (1983)
<b>LAST POSTSEASON OPPONENT</b>	Virginia Tech (3/17/83), L 79-85

## TEAM BIRTHDAYS

Laimis Kisielius	1/24/85
Head Coach Tony Shaver	1/28/54
Adam Payton	2/10/84
Steven Hess	3/3/87
Assistant Coach Dee Vick	5/10/71
Assistant Coach Antwon Jackson	5/14/68
David Schneider	5/18/87
Marcus Barnett	5/21/86
Nathan Mann	7/17/85
Assistant Coach Ben Wilkens	9/26/78
Chris Stratton	9/29/85
Kyle Carrabine	10/10/85
Peter Stein	10/20/86
Alex Smith	11/24/86
Chris Darnell	12/3/86
Danny Sumner	12/6/87
Adam Trumbower	12/10/84

## NATIONAL POLLS

### ESPN/USA TODAY COACHES POLL (JAN. 22)

1. Florida (23)	17-2	763	1
2. UCLA (6)	17-1	739	2
3. Wisconsin (2)	19-1	714	3
4. North Carolina	17-2	691	4
5. Ohio State	16-3	632	7
6. Texas A&M	16-2	620	8
7. Oregon	18-1	580	10
8. Kansas	16-3	531	5
9. Pittsburgh	17-3	522	6
10. Duke	16-3	416	17
11. Butler	17-2	407	15
12. Alabama	15-3	397	9
13. Air Force	18-2	395	11
14. Memphis	15-3	360	18
15. Nevada	17-2	332	13
16. Oklahoma State	16-3	301	14
17. Clemson	18-2	295	16
18. Washington State	16-3	281	21
19. Arizona	13-5	224	12
20. Marquette	17-4	185	NR
21. Notre Dame	16-3	163	20
22. LSU	13-5	90	19
23. Virginia Tech	14-5	71	25
24. Indiana	14-4	70	NR
25. Kentucky	15-4	52	NR

**RECEIVING VOTES:** USC 48, Villanova 30, Tennessee 23, UNLV 20, Northern Iowa 19, Texas 15, Michigan State 13, Virginia Commonwealth 13, Southern Illinois 10, Georgia Tech 8, Vanderbilt 7, Maryland 6, Boston College 5, Connecticut 5, Georgetown 5, West Virginia 5, Winthrop 4, Stanford 3, New Mexico State 3, George Washington 1, Colorado State 1.

### ASSOCIATED PRESS POLL (JAN. 22)

1. Florida (42)	17-2	1,759	1
2. Wisconsin (22)	19-1	1,720	2
3. UCLA (6)	17-1	1,679	3
4. North Carolina (2)	17-2	1,597	4
5. Ohio State	16-3	1,470	7
6. Texas A&M	16-2	1,438	8
7. Oregon	18-1	1,387	9
8. Kansas	16-3	1,248	5
9. Pittsburgh	17-3	1,203	6
10. Duke	16-3	1,091	14
11. Memphis	15-3	954	17
12. Alabama	15-3	937	10
13. Oklahoma State	16-3	867	12
14. Butler	17-2	856	18
15. Marquette	17-4	726	24
16. Air Force	18-2	676	13
17. Arizona	13-5	545	11
18. Nevada	17-2	534	15
19. Clemson	18-2	507	19
20. Washington State	16-3	418	NR
21. LSU	13-5	392	16
22. Notre Dame	16-3	304	20
23. Indiana	14-4	210	NR
24. Virginia Tech	14-5	177	23
25. USC	15-5	149	NR

**RECEIVING VOTES:** Tennessee 118, Kentucky 83, Texas 69, Northern Iowa 46, Villanova 46, Texas Tech 36, Georgetown 28, Virginia Commonwealth 23, Michigan State 22, Vanderbilt 18, Southern Illinois 8, Stanford 8, Georgia Tech 7, Maryland 7, Boston College 6, UNLV 6, New Mexico State 6, Syracuse 5, Arkansas 3, George Washington 3, Akron 2, Connecticut 2, Florida State 2, Michigan 2.

## TRIBE ADDS PAIR OF SIGNEES FOR 2007-08

The William and Mary men's basketball program and head coach Tony Shaver announced the signing of two players, 6-9, 240-pound power forward Marcus Kitts (Holly Springs, N.C.) and 6-4, 190-pound guard Valeriu 'Vali' Lazarescu (Brossard, Quebec, Canada), to National Letters of Intent on Nov. 9. The duo will begin competition for the Tribe during the 2007-08 season.

"It is a great day for the College of William and Mary basketball program," Shaver said. "We are adding two quality young men in Marcus Kitts and Valeriu Lazarescu to our basketball family. Our main objective with our fourth recruiting class was to be highly selective and sign difference makers. We are confident we accomplished both those goals by signing Marcus and Vali. Both players are home runs for our program. They come from great family backgrounds and have what it takes to be impact players for our ball club."

### MARCUS KITTS - F - 6-9 - 240 - HOLLY SPRINGS, N.C. (MIDDLE CREEK)

Kitts averaged 19 points and 12 rebounds as a junior. He scored 419 points in 2005-06, including a season-high 36 against Lee County on Jan. 3. Each of the last two seasons, Kitts earned All-Tri-Seven Conference honors. As a sophomore in 2004-05, he averaged 13.5 points, 7.0 rebounds and 2.2 blocks per game.

"Marcus was the easiest evaluation I have made in my 30 years of coaching," Shaver said. "The first time I saw Marcus, he scored more than 30 points and grabbed over 20 rebounds in a 4A basketball game in the Raleigh, N.C., area. I knew he was our guy, and we just had to find a way to sign him. Marcus is a very talented athlete who has yet to realize his potential. He has exceptional hands and a rare knack for rebounding the ball above the rim. The bigger the game and the better the competition, the better Marcus plays. He is fearless, and he welcomes challenges from opposing teams and players."

The power forward was a 2006 McDonald's All-American Nominee. He earned MVP honors at the 2006 North Carolina State Games Tournament. After receiving interest from UNC Wilmington, Iowa, West Virginia, Davidson and Tennessee, Kitts chose to play collegiate basketball for the Tribe. He spent the summer of 2006 adding muscle to his game, bulking up nearly 20 pounds. Kitts is known as an all-out player who will bang in the paint. He gets off the floor quickly and rebounds on the interior with a purpose.

### VALERIU LAZARESCU - G - 6-4 - 190 - BROSSARD, QUEBEC (CHAMPLAIN ST. LAMBERT)

Lazarescu is an athletic player and a flat-out scorer. He plays for head coach John Dangelas, regarded as one of the top coaches in Canada, at the College of Champlain St. Lambert in Montreal, Quebec, which is known for producing Division I talent. Lazarescu chose the Tribe over American, Princeton, Evansville, Toledo and Boston University.

"I am so thankful Coach John Dangelas allowed us to get involved with Vali at such a late date in the recruiting process," Shaver said. "Vali is a big guard with tremendous athleticism. He is the winner of multiple Canadian dunk contests. He can finish in transition above the rim, shoot from the perimeter and rebound from the guard position."

This season, Lazarescu led Champlain to the Hagen title with a perfect 5-0 mark. He earned tournament MVP honors and led Cavaliers to a 97-39 win over Algonquin in the title game with a team-high 22 points. He has enjoyed an exceptional final season at Champlain, also averaging 20 points per game at the Prep Canada Challenge against top teams from Toronto and Ottawa. At the 2005-06 Canadian Colleges Athletic Association (CCAA) Nationals, Lazarescu helped his Champlain team to a bronze medal.

## NUMERICAL ROSTER

No.	Name	Pos.	El./Cl.	Ht.	Wt.	Hometown/High School
00	Steven Hess	F/C	Fr./Fr.	6-10	225	Charlotte, N.C./Gaston Day School
2	David Schneider	G	Fr./Fr.	6-3	175	Phoenix, Ariz./Brophy Prep
3	Adam Trumbower	G	Sr./Sr.	6-3	190	Roanoke, Va./Cave Spring
4	Alex Smith	F	So./So.	6-5	250	Greenville, S.C./Oak Hill Academy (Va.)
11	Nathan Mann	G	Jr./Jr.	6-2	190	Overland Park, Kan./St. Thomas Aquinas
12	Marcus Barnett	G	Jr./Jr.	6-2	195	Hampton, Va./Phoebus
13	Laimis Kisielius	F	Jr./Jr.	6-8	210	Vilnius, Lithuania/Miller School (Va.)
15	Peter Stein	F	So./So.	6-9	225	Houston, Texas/Westbury Christian
20	Kyle Carrabine	G	Jr./Jr.	6-7	205	Naperville, Ill./Neuqua Valley
22	Danny Sumner	F	Fr./Fr.	6-7	190	Fairfax, Va./Paul VI
23	Chris Darnell	F	So./So.	6-8	210	Fredericksburg, Va./North Stafford
24	Adam Payton	G	5th/Sr.	6-3	195	Burlington, N.J./The Lawrenceville School
25	Chris Stratton	F	Jr./Jr.	6-6	205	Burke, Va./Lake Braddock
31	Matt McFadden	G	Fr./Fr.	6-2	175	Medford, N.J./Shawnee

## ALPHABETICAL ROSTER

No.	Name	Pos.	El./Cl.	Ht.	Wt.	Hometown/High School
12	Marcus Barnett	G	Jr./Jr.	6-2	195	Hampton, Va./Phoebus
20	Kyle Carrabine	G	Jr./Jr.	6-7	205	Naperville, Ill./Neuqua Valley
23	Chris Darnell	F	So./So.	6-8	210	Fredericksburg, Va./North Stafford
00	Steven Hess	F/C	Fr./Fr.	6-10	225	Charlotte, N.C./Gaston Day School
13	Laimis Kisielius	F	Jr./Jr.	6-8	210	Vilnius, Lithuania/Miller School (Va.)
11	Nathan Mann	G	Jr./Jr.	6-2	190	Overland Park, Kan./St. Thomas Aquinas
31	Matt McFadden	G	Fr./Fr.	6-2	175	Medford, N.J./Shawnee
24	Adam Payton	G	5th/Sr.	6-3	195	Burlington, N.J./The Lawrenceville School
2	David Schneider	G	Fr./Fr.	6-3	175	Phoenix, Ariz./Brophy Prep
4	Alex Smith	F	So./So.	6-5	250	Greenville, S.C./Oak Hill Academy (Va.)
15	Peter Stein	F	So./So.	6-9	225	Houston, Texas/Westbury Christian
25	Chris Stratton	F	Jr./Jr.	6-6	205	Burke, Va./Lake Braddock
22	Danny Sumner	F	Fr./Fr.	6-7	190	Fairfax, Va./Paul VI
3	Adam Trumbower	G	Sr./Sr.	6-3	190	Roanoke, Va./Cave Spring

### Head Coach

Tony Shaver (North Carolina, 1976), Fourth season

### Assistant Coaches

Dee Vick (Hampden-Sydney, 1994), Fourth season

Antwon Jackson (Pikeville College, 1993), Second season

Ben Wilkins (N.C. State, 2001) First season

### PRONUNCIATION GUIDE

Kyle Carrabine .....	CARE - uh - byne
Laimis Kisielius .....	LIE-muss kiss-ILL-ee-us
Peter Stein .....	STYNE
Adam Trumbower .....	TRUM - bow - er

## ROSTER BREAKDOWN

### BY POSITION

**Guard:** Marcus Barnett, Kyle Carrabine, Nathan Mann, Matt McFadden, Adam Payton, David Schneider, Adam Trumbower

**Forward:** Laimis Kisielius, Chris Darnell, Alex Smith, Peter Stein, Christ Stratton, Steven Hess, Danny Sumner

**Center:** Steven Hess

### BY HEIGHT

**6-10:** Steven Hess

**6-9:** Peter Stein

**6-8:** Chris Darnell, Laimis Kisielius

**6-7:** Kyle Carrabine, Danny Sumner

**6-6:** Chris Stratton

**6-5:** Alex Smith

**6-3:** Adam Payton, Adam Trumbower, David Schneider

**6-2:** Marcus Barnett, Nathan Mann, Matt McFadden

### BY CLASS

**Seniors (2):** Adam Payton, Adam Trumbower

**Juniors (5):** Marcus Barnett, Kyle Carrabine, Laimis Kisielius, Nathan Mann, Chris Stratton

**Sophomores (3):** Chris Darnell, Alex Smith, Peter Stein

**Freshmen (4):** Steven Hess, Matt McFadden, David Schneider, Danny Sumner

### BY STATE

**Arizona (1):** David Schneider

**Illinois (1):** Kyle Carrabine

**Kansas (1):** Nathan Mann

**New Jersey (2):** Matt McFadden, Adam Payton

**North Carolina (1):** Steven Hess


**South Carolina (1):** Alex Smith

**Texas (1):** Peter Stein


**Virginia (5):** Marcus Barnett, Chris Darnell, Chris Stratton, Danny Sumner, Adam Trumbower

### BY COUNTRY


**Lithuania (1):** Laimis Kisielius



## TELEVISION/RADIO SPOT CHART




**STEVEN HESS**  
FR. • 6-10 • 230  
CHARLOTTE, N.C.




**DAVID SCHNEIDER**  
FR. • 6-3 • 175  
PHOENIX, ARIZ.




**ADAM TRUMBOWER**  
SR. • 6-3 • 190  
ROANOKE, VA.




**ALEX SMITH**  
SO. • 6-5 • 250  
GREENVILLE, S.C.




**NATHAN MANN**  
JR. • 6-2 • 190  
OVERLAND PARK, KAN.




**MARCUS BARNETT**  
JR. • 6-2 • 195  
HAMPTON, VA.




**LAIMISKISIELIUS**  
JR. • 6-8 • 210  
VILNIUS, LITHUANIA




**PETER STEIN**  
SO. • 6-9 • 220  
BELLAIRE, TEXAS




**KYLE CARRABINE**  
JR. • 6-7 • 205  
NAPERVILLE, ILL.




**DANNY SUMNER**  
FR. • 6-7 • 190  
FAIRFAX, VA.




**CHRIS DARNELL**  
SO. • 6-8 • 210  
FREDERICKSBURG, VA.




**ADAM PAYTON**  
SR. • 6-3 • 195  
BURLINGTON, N.J.



**CHRIS STRATTON**  
JR. • 6-6 • 205  
BURKE, VA.



**MATT MCFADDEN**  
FR. • 6-2 • 175  
MEDFORD, N.J.



**TONY SHAVER**  
FOURTH SEASON AT W&M  
31ST SEASON OVERALL



## CAREER RECORD BOOK UPDATE

### 3-POINT FIELD GOALS

Player	Years	G	3FG
1. Matt Verkey	1993-96	106	218
2. Randy Bracy	1996-99	92	171
3. Greg Burzell	1987-89	82	150
4. Adam Hess	2002-04	75	144
5. Jim Moran	1998-2001	107	141
6. David Cox	1992-95	109	137
7. Mike Johnson	2000-02	79	129
8. Jimmy Apple	1988-91	86	124
9. B. Fitzgibbons	1996-97	54	119
<b>10. Nathan Mann</b>	<b>2005-</b>	<b>77</b>	<b>114</b>
11. Nick D'Antoni	2002-05	107	104
12. B. Connor	1990-93	102	88
13. Kurt Small	1992-95	108	86
14. Mit Winter	1998-01	109	75
T. Roberts	1990-93	111	75
16. Scotty Scott	1997, 99-00	65	69
17. T. Jennings	1995-98	71	66
18. Sean Duff	1991-94	85	64
19. Sherman Rivers	2000-03	113	59
20. Taylor Mokris	2003-06	107	58

### 3-POINT ATTEMPTS

Player	Years	G	3FGA
1. Matt Verkey	1993-96	106	583
2. Randy Bracy	1996-99	92	495
3. Adam Hess	2002-04	75	447
4. David Cox	1992-95	109	395
5. Jim Moran	1998-2001	107	376
6. Mike Johnson	2000-02	79	373
7. Greg Burzell	1987-89	82	358
<b>8. Nathan Mann</b>	<b>2005-</b>	<b>77</b>	<b>345</b>
Jimmy Apple	1988-91	86	341
10. Nick D'Antoni	2002-05	107	331
11. B. Fitzgibbons	1996-97	54	288
12. Kurt Small	1992-95	108	271

### 3-POINT PERCENTAGE

Player	Years	G	Pct
1. Greg Burzell	1987-89	82	.419
2. B. Fitzgibbons	1996-97	54	.413
3. Jim Moran	1998-01	107	.375
4. Matt Verkey	1993-96	106	.374
5. Mit Winter	1998-01	75	.366
6. Brendan Connor	1990-93	102	.364
Jimmy Apple	1988-91	86	.364
8. David Cox	1992-95	139	.347
9. Mike Johnson	2000-02	79	.346
10. Randy Bracy	1996-99	92	.345
<b>11. Nathan Mann</b>	<b>2005-</b>	<b>77</b>	<b>.330</b>

### 3-POINTERS PER GAME

(minimum 50 games)

Player	Years	G	Avg
1. B. Fitzgibbons	1996-97	54	2.20
2. Matt Verkey	1993-96	106	2.06
3. Adam Hess	2002-04	75	1.92
4. Randy Bracy	1996-99	92	1.86
5. Greg Burzell	1987-89	82	1.83
6. Mike Johnson	2000-02	79	1.63
<b>7. Nathan Mann</b>	<b>2005-</b>	<b>77</b>	<b>1.48</b>
8. Jimmy Apple	1988-91	86	1.44
9. Jim Moran	1998-01	107	1.32
10. David Cox	1992-95	137	1.26
11. Scotty Scott	1997, 99-00	65	1.06

### ASSIST AVERAGE

(minimum 50 games)

Player	Years	G	Avg
1. Randy Bracy	1996-99	92	3.82
2. Scott Coval	1983-86	110	3.72
3. Brendan Connor	1990-93	102	3.51
4. John Lowenhaupt	1975-78	112	3.29
5. Nick D'Antoni	2002-05	107	3.17
6. Bill Barnes	1979-82	109	3.13
7. Mike Enoch	1975-78	110	3.13
8. Ron Satterthwaite	1974-77	106	3.12
9. David Cox	1992-95	109	3.08
10. Curtis Pride	1987-90	94	3.05
11. Matt O'Reilly	1987-90	106	2.80
12. George Spack	1972-73	52	2.77
13. Keith Cieplicki	1982-85	113	2.51
14. Scotty Scott	1997, 99-00	65	2.42
15. Sherman Rivers	2000-03	113	2.41
16. Adam Hess	2002-04	75	2.24
17. David Grabuloff	1996-98	76	2.17
18. Steve Seward	1972-73	53	2.17
<b>19. Nathan Mann</b>	<b>2005-</b>	<b>77</b>	<b>2.14</b>
20. Mike Arizin	1973-74	54	2.13
21. Jim Moran	1998-01	107	2.09

### STEAL AVERAGE

(minimum 50 games)

Player	Years	G	Avg
1. Jim McDonough	1976-77	55	2.27
2. John Lowenhaupt	1976-78	84	1.90
3. Randy Bracy	1996-99	92	1.90
4. Bill Barnes	1979-82	109	1.90
<b>5. Adam Payton</b>	<b>2006-</b>	<b>48*</b>	<b>1.65</b>
6. Curtis Pride	1987-90	94	1.45
7. Mike Enoch	1976-78	83	1.45
8. Mike Strayhorn	1980-83	103	1.44
9. Jim Moran	1998-01	107	1.36
10. Kurt Small	1992-95	108	1.33
11. Scott Whitley	1978-81	101	1.27
12. Brendan Connor	1990-93	102	1.25
13. Adam Hess	2002-04	75	1.11
14. Rich Veres	1980-81	53	1.09
15. Sherman Rivers	2000-03	113	1.04
16. Matt Verkey	1993-96	106	1.00
17. Keith Cieplicki	1982-85	113	0.96
18. Ron Satterthwaite	1976-77	51	0.92
19. Todd Cauthorn	1990-93	105	0.88
20. Kevin Richardson	1982-85	113	0.88
<b>Nathan Mann</b>	<b>2005-</b>	<b>77</b>	<b>0.77</b>

\*- Needs to play 50 games to qualify

### ASSIST-TO-TURNOVER RATIO

Player	Years	G	A/T
1. John Lowenhaupt	1976-78	84	1.93
2. Scott Coval	1983-86	110	1.87
3. Keith Cieplicki	1982-85	113	1.43
4. Nick D'Antoni	2002-05	107	1.42
5. David Cox	1992-95	109	1.38
6. Mike Strayhorn	1980-83	103	1.35
<b>7. Nathan Mann</b>	<b>2005-</b>	<b>77</b>	<b>1.33</b>
Matt O'Reilly	1987-90	106	1.33
9. Cody Carbaugh	1999-02	97	1.28
10. Derrick Peters	1990-93	109	1.22
11. Tom Pfingst	1973-74	37	1.21

## SINGLE SEASON RECORD BOOK UPDATE

### FREE THROW PERCENTAGE

PLAYER	SEASON	FTM-FTA	Pct
1. Scott Coval	1986	111-121	.917
2. Dave Daugherty	1967	77-88	.875
3. Tony Traver	1983	111-127	.874
4. John Lowenhaupt	1978	114-132	.864
5. Tom Farrington	1960	75-87	.862
6. Keith Cieplicki	1983	131-153	.856
<b>7. Adam Payton</b>	<b>2007</b>	<b>75-88</b>	<b>.852</b>
8. Ron Panneton	1968	112-132	.848
9. Adam Hess	2003	114-135	.844
10. George Spack	1972	86-103	.835

### 3-POINT FG MADE PER GAME

PLAYER	SEASON	G	3PM	Avg
1. Greg Burzell	1988	29	75	2.59
2. Randy Bracy	1998	26	65	2.50
3. Adam Hess	2003	28	68	2.43
4. Matt Verkey	1994	27	63	2.33
5. Bobby Fitzgibbons	1997	28	62	2.21
6. Bobby Fitzgibbons	1996	26	57	2.19
7. Matt Verkey	1996	26	56	2.15
8. David Cox	1994	27	57	2.11
9. Adam Hess	2004	28	57	2.04
<b>10. David Schneider</b>	<b>2007</b>	<b>17</b>	<b>34</b>	<b>2.00</b>

### SINGLE-SEASON 3-POINT FG PCT.

PLAYER	SEASONS	3PM-3PA	Pct.
1. Greg Burzell	1988	75-170	.441
<b>2. Lamis Kisielius</b>	<b>2007</b>	<b>28-64</b>	<b>.438</b>
3. Brendan Connor	1992	34-78	.436
4. Bobby Fitzgibbons	1996	57-131	.435
5. Jim Moran	1999	44-106	.415
6. Matt Verkey	1993	50-121	.413
7. Nathan Mann	2006	51-124	.411
8. Bobby Fitzgibbons	1997	62-157	.395
9. Matt Verkey	1994	63-164	.384
10. Jimmy Apple	1988	51-134	.381

## TONY SHAVER

Head Coach • Fourth Season at W&M

William and Mary head coach Tony Shaver is in his fourth season at the helm of the Tribe men's basketball program and his 31st overall in coaching. Shaver has coached at the collegiate level for the last 19 years and was officially hired as the 31st head men's basketball coach in the history of the College on May 2, 2003.

The Green and Gold continue to make strides under the direction of Shaver. W&M started the 2005-06 season 4-1, marking the best start for a Tribe since opening the 1992-93 campaign with a 6-1 record. During that season, however, two of the team's first four wins were against non-Division I teams Virginia Wesleyan and Shenandoah, which means the 4-1 start for the 2005-06 squad was the first time in school history that the Tribe has opened a year with at least four wins in its first five games against current Division I opponents. Included in those four victories was a 70-60 win at Hampton, who went on to make the NCAA Tournament.

Prior to the start of the 2005-06 season, Shaver was inducted into the Episcopal High School Hall of Fame in a ceremony at the school on Nov. 11. He led EHS for 10 seasons from 1977-86. With his inception into the Episcopal Hall of Fame, Shaver has been inducted into the Hall of Fame at both of his head coaching stops prior to taking over the reigns at William and Mary. He was inducted into the Hampden-Sydney Hall of Fame in 2004.

In his second season at the helm, W&M immediately started the season on a high note, defeating Radford and Hartford to win the inaugural W&M Tip-Off Classic, the first regular season tournament title for the College since 1981. The Tribe defeated James Madison in the first round of the Colonial Athletic Association Tournament for W&M's first postseason win since 1997, and just the third in the last 20 years.

Shaver began his Tribe career with a 91-64 pounding of Liberty on Nov. 23, 2003. He also won his first ever Colonial Athletic Association contest, as the Tribe knocked off two-time defending league champion UNC Wilmington, 67-66, in overtime on Dec. 4, 2003. In the Tribe's first contest against a nationally ranked opponent under Shaver's direction, W&M performed well, leading No. 15 Pittsburgh by 10 points midway through the first half, before the Panthers, who attempted 28 more free throws than the Tribe, won 70-55.

There have been individual successes as well for the Green and Gold under Shaver's reign. 2004 graduate Adam Hess, currently playing professionally in Germany, became the first player in school history to lead the CAA in scoring. An outstanding student and athlete, Hess was named the CAA Male Scholar-Athlete of the Year (for all sports) and was a First-Team Academic All-American and all-conference selection as a senior. Current senior Corey Cofield was voted the 2004 CAA Rookie of the Year, leading all freshmen in the league in points, rebounds and field goal percentage. Cofield earned his second straight selection to the All-CAA third team in 2005, while current junior Iaimis Kisielius earned a spot on the CAA All-Rookie team in 2005.

Shaver came to W&M after coaching 17 seasons at Hampden-Sydney, compiling a record of 358-121 (.747). He turned the Tigers into a Division III national powerhouse, leading the men's basketball team to eight Old Dominion Athletic Conference titles, 12 20-win seasons and 11 NCAA Division III Tournament appearances. The winningest basketball coach in the program's history, he was named the ODAC and South Region Coach of the Year in 1995, 1999 and 2000, and was picked as the Virginia Sports Information Directors Division II-III Coach of the Year in



1997, 1999 and 2000.

In 2003, Shaver took the Tigers to the NCAA Division III Final Four, as his team finished with a record of 28-4, tied for the second-most wins in the program's history. In 1999, Shaver led H-SC to the national championship game, where the Tigers lost by one point in double-overtime to Wisconsin-Platteville. The team finished 29-3, setting a school record for most wins in a season.

Shaver also has a firm commitment to his players' success in the classroom. In 1999, one of his charges, Jack Jirak, was named the ODAC Scholar-Athlete of the Year and was also awarded the Gammon Cup as the top-student-athlete at the college. Two of Shaver's players, David Hobbs (1999) and Russell Turner (1992) earned Academic All-America honors. A number of his players have been named to the Academic All-ODAC squad, including six student-athletes in 1998.

Prior to taking over at Hampden-Sydney for the 1986-87 campaign, Shaver spent 10 years as the head boys' basketball coach at Episcopal High School in Alexandria, Virginia. He was named the Virginia State Private School Coach of the Year in 1986, and was twice picked as the Alexandria Coach of the Year, while winning 73 percent of his games.

A 1976 graduate of North Carolina, Shaver was a guard on the Tar Heel men's basketball team from 1972-75 under head coach Dean Smith. Originally a walk-on, he earned a scholarship his rookie season, when he was awarded the prestigious Butch Bennett Award, presented to the freshman who exemplifies determination, sportsmanship and sacrifice for the team. Shaver was voted the honoree by his teammates. During his four years in Chapel Hill, UNC went 95-26, including a pair of trips to the NCAA Tournament in 1975 and 1976. During the 1975 season, the Tarheels won the ACC Tournament and advanced to the Sweet 16. During the 1973 and 1974 season, North Carolina made the National Invitational Tournament.

A native of High Point, North Carolina, Shaver and his wife, Ann, are the parents of three sons: Christopher (25), a former standout pitcher on the Tribe's baseball team, who is currently pitching with the Chicago Cubs organization, Austin (22) and Jackson (15).

# 00

## STEVEN HESS

Fr. - F/C - 6-10 - 225 (Charlotte, N.C./Gaston Day School)

- Played a career-high 15 minutes off the bench at Old Dominion (1/24/07) and finished with two points, three rebounds, a blocked shot and two steals
- Registered his first career assist and tallied a career-best four points vs. UMBC (12/22/06)
- Equalled a career high in minutes played (11) while adding three points vs. North Florida (12/8/06)
- After missing most of the week prior to the Kansas State game due to illness, came off the bench to score three points, pull down three rebounds and block a shot in 11 minutes of action
- Saw action in the Tribe's exhibition victory over Barton College
- A three-year letterwinner at Gaston Day
- A McDonald's All-American nominee
- Garnered All-Southern Piedmont Athletic Association honors as a junior and senior
- Averaged 13.1 points and nine rebounds as a senior at Gaston Day
- Named Hardest Working Player during his senior season at Gaston Day
- As a junior at Gaston Day, helped his team reach the semifinals of the state tournament in North Carolina's largest independent-school classification

### SINGLE-GAME HIGHS

**POINTS**  
 Season 4 vs. UMBC (12/22/06)  
 Career 4 vs. UMBC (12/22/06)

**FIELD GOALS**  
 Season 1, six times, most recently at Old Dominion (1/24/07)  
 Career 1, six times, most recently at Old Dominion (1/24/07)

**FIELD GOAL ATTEMPTS**  
 Season 3 at Kansas State (11/11/06)  
 3 vs. Wagner (11/20/06)  
 Career 3 at Kansas State (11/11/06)  
 3 vs. Wagner (11/20/06)

**3-POINT FIELD GOALS**  
 Season None  
 Career None

**3-POINT FIELD GOAL ATTEMPTS**  
 Season None  
 Career None

**FREE THROWS**  
 Season 2 vs. Hampton (12/28/06)  
 2 vs. UMBC (12/22/06)  
 Career 2 vs. Hampton (12/28/06)  
 2 vs. UMBC (12/22/06)

**FREE THROW ATTEMPTS**  
 Season 4 vs. North Florida (12/8/06)  
 4 at Kansas State (11/11/06)  
 Career 4 vs. North Florida (12/8/06)  
 4 at Kansas State (11/11/06)

**REBOUNDS**  
 Season 3, three times, most recently at Old Dominion (1/24/07)  
 Career 3, three times, most recently at Old Dominion (1/24/07)

**ASSISTS**  
 Season 1 vs. Georgia State (1/27/07)  
 1 vs. UMBC (12/22/06)  
 Career 1 vs. Georgia State (1/27/07)  
 1 vs. UMBC (12/22/06)

**STEALS**  
 Season 2 at Old Dominion (1/24/07)  
 Career 2 at Old Dominion (1/24/07)

**BLOCKED SHOTS**  
 Season 1, four times, most recently vs. Georgia State (1/27/07)  
 Career 1, four times, most recently vs. Georgia State (1/27/07)

**MINUTES**  
 Season 15 at Old Dominion (1/24/07)  
 Career 15 at Old Dominion (1/24/07)

### HESS' 2006-07 GAME-BY-GAME STATISTICS

Date	Opp	Min	FG-A	Pct	3FG-A	Pct	FT-A	Pct	O-D	Tot	PF	A	TO	B	S	Pts
N11	at Kansas St.	11	1-3	.333	0-0	.000	1-4	.250	1-2	3	3	0	1	1	0	3
N20	Wagner	8	1-3	.333	0-0	.000	0-0	.000	0-3	3	2	0	1	1	0	2
N25	at Holy Cross															
N28	at Navy	6	1-1	1.000	0-0	.000	0-0	.000	0-0	0	1	0	0	0	0	2
D1	Jacksonville St.	6	0-1	.000	0-0	.000	0-1	.000	0-1	1	1	0	0	0	0	0
D2	Cornell	3	0-0	.000	0-0	.000	0-0	.000	0-0	0	0	0	0	0	0	0
D5	Towson	6	0-0	.000	0-0	.000	0-0	.000	0-1	1	1	0	0	0	0	0
D8	North Florida	11	1-2	.500	0-0	.000	1-4	.250	1-0	1	0	0	0	0	0	3
D22	UMBC	6	1-1	1.000	0-0	.000	2-2	1.000	0-0	0	2	1	0	0	0	4
D28	Hampton	7	0-0	.000	0-0	.000	2-2	1.000	1-1	2	1	0	2	0	0	2
D31	Richmond															
J3	at GMU															
J6	Northeastern															
J8	at Georgia St.	0+	0-0	.000	0-0	.000	0-0	.000	0-0	0	0	0	0	0	0	0
J10	VCU	1	0-0	.000	0-0	.000	0-0	.000	0-0	0	0	0	1	0	0	0
J13	at Delaware															
J17	at GMU															
J20	at Hofstra	4	0-0	.000	0-0	.000	0-0	.000	0-0	0	0	0	0	0	0	0
J24	at ODU	15	1-2	.500	0-0	.000	0-0	.000	0-3	3	5	0	3	1	2	2
J27	Georgia State	3	0-0	.000	0-0	.000	0-0	.000	0-1	1	2	1	0	1	0	0
J29	at VCU															
J31	JMU															
F3	UNCW															
F7	at JMU															
F10	at UNCW															
F14	Drexel															
F17	ESPN BracketBusters															
F21	at Drexel															
F24	ODU															

### HESS' CAREER STATISTICS

Season	G-GS	Min-Avg	FG-A	Pct	3FG-A	Pct	FT-A	Pct	OR-DR	Reb-Avg	PF-FO	A	TO	Blk	St	Pts-Avg
2006-07	14-0	87-6.2	6-13	.462	0-0	.000	6-13	.462	3-12	15-1.1	18-1	2	8	4	2	18-1.3
<b>Career</b>	<b>14-0</b>	<b>87-6.2</b>	<b>6-13</b>	<b>.462</b>	<b>0-0</b>	<b>.000</b>	<b>6-13</b>	<b>.462</b>	<b>3-12</b>	<b>15-1.1</b>	<b>18-1</b>	<b>2</b>	<b>8</b>	<b>4</b>	<b>2</b>	<b>18-1.3</b>

### HESS' CAA STATISTICS

Season	G-GS	Min-Avg	FG-A	Pct	3FG-A	Pct	FT-A	Pct	OR-DR	Reb-Avg	PF-FO	A	TO	Blk	St	Pts-Avg
2006-07	6-0	29-4.8	1-2	.500	0-0	.000	0-0	.000	0-5	5-0.8	8-1	1	4	2	2	2-0.3
<b>Career</b>	<b>6-0</b>	<b>29-4.8</b>	<b>1-2</b>	<b>.500</b>	<b>0-0</b>	<b>.000</b>	<b>0-0</b>	<b>.000</b>	<b>0-5</b>	<b>5-0.8</b>	<b>8-1</b>	<b>1</b>	<b>4</b>	<b>2</b>	<b>2</b>	<b>2-0.3</b>

## 2

## DAVID SCHNEIDER

Fr. - G - 6-3 - 175 (Phoenix, Ariz./Brophy Prep)

### SINGLE-GAME HIGHS

#### POINTS

Season 18 vs. Towson (12/5/06)  
18 at Kansas State (11/11/06)  
Career 18 vs. Towson (12/5/06)  
18 at Kansas State (11/11/06)

#### FIELD GOALS

Season 5 vs. Towson (12/5/06)  
5 at Kansas State (11/11/06)  
Career 5 vs. Towson (12/5/06)  
5 at Kansas State (11/11/06)

#### FIELD GOAL ATTEMPTS

Season 14 at Kansas State (11/11/06)  
Career 14 at Kansas State (11/11/06)

#### 3-POINT FIELD GOALS

Season 4 vs. Northeastern (1/6/07)  
4 vs. Towson (12/5/06)  
Career 4 vs. Northeastern (1/6/07)  
4 vs. Towson (12/5/06)

#### 3-POINT FIELD GOAL ATTEMPTS

Season 9 at Kansas State (11/11/06)  
Career 9 at Kansas State (11/11/06)

#### FREE THROWS

Season 6 at Hofstra (1/20/07)  
Career 6 at Hofstra (1/20/07)

#### FREE THROW ATTEMPTS

Season 7 at Hofstra (1/20/07)  
7 at Kansas State (11/11/06)  
Career 7 at Hofstra (1/20/07)  
7 at Kansas State (11/11/06)

#### REBOUNDS

Season 9 at Kansas State (11/11/06)  
Career 9 at Kansas State (11/11/06)

#### ASSISTS

Season 7 at Kansas State (11/11/06)  
Career 7 at Kansas State (11/11/06)

#### STEALS

Season 4 at Kansas State (11/11/06)  
Career 4 at Kansas State (11/11/06)

#### BLOCKED SHOTS

Season None  
Career None

#### MINUTES

Season 38 at Kansas State (11/11/06)  
Career 38 at Kansas State (11/11/06)

- Named CAA Rookie of the Week on two occasions (Nov. 13 and Jan. 8)
- Connected on a career-high tying four 3-point field goals, scoring 13 points and pulling down a team-high eight rebounds in a victory over Northeastern (1/6/07)
- Talled 10 points to go along with four assists in his first career CAA road game at George Mason (1/3/07)
- After missing three games with an injury returned to the floor, coming off the bench to lead W&M with 18 points, including four 3-point field goals against Towson (12/5/06)
- Dished out six assists compared to only one turnover against Wagner (11/20/06)
- Led the Tribe in points (18), rebounds (9), assists (7), steals (4) and minutes played (38) against the Wildcats
- Turned in an impressive performance in the Tribe's exhibition victory over Barton College with 14 points on 5-of-7 shooting to go along with team-highs in assists (7), rebounds (8) and steals (8)
- His eight steals would have established a Kaplan Arena and W&M school-record
- Earned honorable mention 5A All-State honors at Brophy College Prep
- Father, Jeff Schneider, played basketball at Virginia Tech and was drafted by the Houston Rockets in the fifth round of the 1982 NBA Draft

### SCHNEIDER'S 2006-07 GAME-BY-GAME STATISTICS

Date	Opp	Min	FG-A	Pct	3FG-A	Pct	FT-A	Pct	O-D	Tot	PF	A	TO	B	S	Pts
N11	at Kansas St.	38	5-14	.357	3-9	.333	5-7	.714	1-8	9	4	7	5	0	4	18
N20	Wagner	25	2-3	.667	1-2	.500	3-4	.750	0-2	2	3	6	1	0	1	8
N25	at Holy Cross	29	1-7	.143	0-2	.000	2-4	.500	0-1	1	4	1	1	0	3	4
N28	at Navy															
D1	Jacksonville St.															
D2	Cornell															
D5	Towson	28	5-9	.556	4-8	.500	2-3	.667	0-2	2	3	2	1	0	1	18
D8	North Florida	31	2-5	.400	2-4	.500	4-4	1.000	1-2	3	1	5	2	0	2	10
D22	UMBC	34	3-8	.375	3-6	.500	2-2	1.000	0-1	1	1	2	1	0	0	11
D28	Hampton	29	1-5	.200	1-5	.200	3-6	.500	0-3	3	4	3	3	0	0	6
D31	Richmond	32	3-7	.429	3-7	.429	0-1	.000	0-3	3	2	0	4	0	2	9
J3	at GMU	36	3-8	.375	2-6	.333	2-2	1.000	1-1	2	3	4	3	0	1	10
J6	Northeastern	31	4-9	.444	4-8	.500	1-2	.500	3-5	8	2	2	0	0	1	13
J8	at Georgia St.	33	3-9	.333	1-6	.167	0-2	.000	1-5	6	2	4	2	0	2	7
J10	VCU	35	3-7	.429	2-6	.333	2-5	.400	2-2	4	4	3	3	0	0	10
J13	at Delaware	33	2-8	.250	1-5	.200	2-2	1.000	2-0	2	4	1	2	0	0	7
J17	GMU	35	3-7	.429	2-5	.400	3-3	1.000	1-6	7	2	2	2	0	0	11
J20	at Hofstra	32	0-7	.000	0-5	.000	6-7	.857	1-3	4	3	4	2	0	0	6
J24	at ODU	27	3-7	.429	3-7	.429	0-0	.000	0-2	2	3	1	1	0	0	9
J27	Georgia State	32	3-10	.300	2-8	.250	1-2	.500	0-4	4	0	5	1	0	1	9
J29	at VCU															
J31	JMU															
F3	UNCW															
F7	at JMU															
F10	at UNCW															
F14	Drexel															
F17	ESPN BracketBusters															
F21	at Drexel															
F24	ODU															

\* Games started

### SCHNEIDER'S CAREER STATISTICS

Season	G-GS	Min-Avg	FG-A	Pct	3FG-A	Pct	FT-A	Pct	OR-DR	Reb-Avg	PF-FO	A	TO	Blk	St	Pts-Avg
2006-07	17-16	540-31.8	46-130	.354	34-101	.337	40-58	.690	13-50	63-3.7	45-0	52	34	0	18	166-9.8
Career	17-16	540-31.8	46-130	.354	34-101	.337	40-58	.690	13-50	63-3.7	45-0	52	34	0	18	166-9.8

### SCHNEIDER'S CAA STATISTICS

Season	G-GS	Min-Avg	FG-A	Pct	3FG-A	Pct	FT-A	Pct	OR-DR	Reb-Avg	PF-FO	A	TO	Blk	St	Pts-Avg
2006-07	10-9	322-32.2	29-81	.358	21-64	.328	19-28	.679	11-30	41-4.1	26-0	28	17	0	6	100-10.0
Career	10-9	322-32.2	29-81	.358	21-64	.328	19-28	.679	11-30	41-4.1	26-0	28	17	0	6	100-10.0

# 3

## ADAM TRUMBOWER

Sr. - G - 6-3 - 190 (Roanoke, Va./Cave Spring)

- Started his third game of the year and finished with eight points, three rebounds, two assists and three steals against Georgia State (1/27/07)
- Knocked down a career-high two 3-point field goals in each of the Tribe's last two games against Georgia State and at Old Dominion (1/24/07)
- In first start of the season vs. Cornell (12/2/06), had seven points and a career-high tying five assists
- Led the Tribe in points with a career-high 12 against Navy (11/28/06)
- Finished 8-of-9 from the free throw line, while also leading the Tribe in rebounds (6) and assists (4) against the Midshipmen
- Team Co-Captain with senior Adam Payton
- Earned scholarship for his senior season after playing his first three years at W&M as a walk on
- Tallied four points in the Tribe's season-opening win over Maine (11/18/05)
- Registered steals against Delaware (2/15/06), Georgia State (2/4/06) and at VCU (1/19/06)
- Became the first walk on to start a game since 1996-97
- Tallied a then career-high eight points and seven rebounds off the bench at Radford (11/24/03)
- Set a career high with five assists in start at Delaware (1/21/04)
- Played 25 minutes with six points, three rebounds and two assists against Liberty (11/23/03) in his first career game.

### SINGLE-GAME HIGHS

**POINTS**  
 Season 12 at Navy (11/28/06)  
 Career 12 at Navy (11/28/06)

**FIELD GOALS**  
 Season 2, five times, most recently vs. Georgia State (1/27/07)  
 Career 3 vs. Campbell (12/30/03)  
 3 at Radford (11/24/03)

**FIELD GOAL ATTEMPTS**  
 Season 4 vs. Cornell (12/2/06)  
 4 at Navy (11/28/06)  
 Career 7 vs. Campbell (12/30/03)  
 7 at Radford (11/24/03)

**3-POINT FIELD GOALS**  
 Season 2 vs. Georgia State (1/27/07)  
 2 at Old Dominion (1/24/07)  
 Career 2, five times, most recently vs. Georgia State (1/27/07)

**3-POINT FIELD GOAL ATTEMPTS**  
 Season 3 at Old Dominion (1/24/07)  
 3 vs. Cornell (12/2/06)  
 Career 6 at Radford (11/24/03)

**FREE THROWS**  
 Season 8 at Navy (11/28/06)  
 Career 8 at Navy (11/28/06)

**FREE THROW ATTEMPTS**  
 Season 9 at Navy (11/28/06)  
 Career 9 at Navy (11/28/06)

**REBOUNDS**  
 Season 6 at Navy (11/28/06)  
 Career 7 at Radford (11/24/03)

**ASSISTS**  
 Season 5 vs. Cornell (12/2/06)  
 Career 5 vs. Cornell (12/2/06)  
 5 at Delaware (1/21/04)

**STEALS**  
 Season 3 vs. Georgia State (1/27/07)  
 3 vs. North Florida (12/8/06)  
 Career 3 vs. Georgia State (1/27/07)  
 3 vs. North Florida (12/8/06)

**BLOCKED SHOTS**  
 Season None  
 Career 1 vs. Drexel (2/2/05)  
 1 at Towson (1/14/04)

**MINUTES**  
 Season 27 vs. Cornell (12/2/06)  
 Career 36 at Delaware (1/21/04)

### TRUMBOWER'S 2006-07 GAME-BY-GAME STATISTICS

Date	Opp	Min	FG-A	Pct	3FG-A	Pct	FT-A	Pct	O-D	Tot	PF	A	TO	B	S	Pts
N11	at Kansas St.	2	0-0	.000	0-0	.000	0-0	.000	0-1	1	0	0	1	0	0	0
N20	Wagner	16	1-2	.500	0-1	.000	0-0	.000	0-1	1	2	1	1	0	0	2
N25	at Holy Cross	4	0-0	.000	0-0	.000	0-0	.000	0-1	1	1	1	1	0	0	0
N28	at Navy	25	2-4	.500	0-2	.000	8-9	.889	2-4	6	3	4	1	0	0	12
D1	Jacksonville St.	20	0-2	.000	0-1	.000	2-2	1.000	1-4	5	2	1	1	0	1	2
D2	Cornell	27	2-4	.500	1-3	.333	2-2	1.000	0-2	2	3	5	1	0	0	7
D5	Towson	20	0-2	.000	0-1	.000	2-2	1.000	1-3	4	2	3	1	0	0	2
D8	North Florida	15	1-3	.333	0-1	.000	0-0	.000	1-2	3	2	2	1	0	3	2
D22	UMBC	9	2-2	1.000	0-0	.000	2-2	1.000	0-0	0	0	0	1	0	0	6
D28	Hampton	11	0-1	.000	0-1	.000	1-2	.500	1-1	2	2	1	4	0	0	1
D31	Richmond	8	0-0	.000	0-0	.000	0-0	.000	0-0	0	1	1	1	0	0	0
J3	at GMU	4	0-0	.000	0-0	.000	0-0	.000	0-0	0	1	0	0	0	0	0
J6	Northeastern	9	0-1	.000	0-0	.000	0-0	.000	0-1	1	1	1	0	0	0	0
J8	at Georgia St.	9	0-1	.000	0-1	.000	0-0	.000	0-1	1	0	0	0	0	0	0
J10	VCU	1	0-0	.000	0-0	.000	0-0	.000	0-0	0	0	0	1	0	0	0
J13	at Delaware	12	0-1	.000	0-1	.000	0-0	.000	0-0	1	0	0	0	0	0	0
J17	GMU	7	0-0	.000	0-0	.000	0-0	.000	0-1	1	0	1	0	0	0	0
J20	at Hofstra	7	0-1	.000	0-0	.000	0-0	.000	0-1	1	1	0	0	0	0	0
J24	at ODU	14	2-3	.667	2-3	.667	0-0	.000	1-0	1	0	0	1	0	0	6
J27	Georgia State	19	2-2	1.000	2-2	1.000	2-2	1.000	1-2	3	1	2	0	0	3	8
J29	at VCU															
J31	JMU															
F3	UNCW															
F7	at JMU															
F10	at UNCW															
F14	Drexel															
F17	ESPN BracketBusters															
F21	at Drexel															
F24	ODU															

\* Games started

### TRUMBOWER'S CAREER STATISTICS

Season	G-GS	Min-Avg	FG-A	Pct	3FG-A	Pct	FT-A	Pct	OR-DR	Reb-Avg	PF-FO	A	TO	Blk	St	Pts-Avg
2003-04	28-2	482-17.2	19-74	.257	9-55	.164	16-24	.667	14-28	42-1.5	32-0	36	28	1	5	63-2.3
2004-05	15-1	90-6.0	6-18	.333	3-10	.300	11-11	1.000	4-10	14-0.9	5-0	6	7	1	3	26-1.7
2005-06	21-0	106-5.0	2-18	.111	1-9	.111	7-9	.778	2-5	7-0.3	13-0	5	8	0	3	12-0.6
2006-07	20-3	239-12.0	12-29	.414	5-17	.294	19-21	.905	8-25	33-1.7	23-0	23	14	0	7	46-2.3
<b>Career</b>	<b>84-6</b>	<b>922-11.0</b>	<b>39-137</b>	<b>.285</b>	<b>18-91</b>	<b>.198</b>	<b>53-65</b>	<b>.815</b>	<b>28-68</b>	<b>96-1.1</b>	<b>72-0</b>	<b>70</b>	<b>57</b>	<b>2</b>	<b>18</b>	<b>147-1.8</b>

### TRUMBOWER'S CAA STATISTICS

Season	G-GS	Min-Avg	FG-A	Pct	3FG-A	Pct	FT-A	Pct	OR-DR	Reb-Avg	PF-FO	A	TO	Blk	St	Pts-Avg
2003-04	18-2	278-15.4	6-35	.171	3-26	.115	7-11	.636	7-8	15-0.8	22-0	22	16	1	3	22-1.2
2004-05	8-1	58-7.3	4-10	.400	1-4	.250	8-8	1.000	2-5	7-0.9	4-0	4	4	1	1	17-2.1
2005-06	15-0	87-5.8	1-12	.083	1-7	.143	5-7	.714	1-5	6-0.4	9-0	5	7	0	3	8-0.5
2006-07	10-2	113-11.3	4-11	.364	4-8	.500	4-4	1.000	3-9	12-1.2	7-0	7	2	0	3	16-1.6
<b>Career</b>	<b>51-5</b>	<b>525-10.3</b>	<b>15-68</b>	<b>.221</b>	<b>9-45</b>	<b>.200</b>	<b>24-30</b>	<b>.800</b>	<b>13-27</b>	<b>40-0.8</b>	<b>40-0</b>	<b>38</b>	<b>29</b>	<b>2</b>	<b>10</b>	<b>54-1.1</b>

## SINGLE-GAME HIGHS

**POINTS**  
 Season 16 at Delaware (1/13/07)  
 Career 16 at Delaware (1/13/07)

**FIELD GOALS**  
 Season 5 at Delaware (1/13/07)  
 Career 5 at Delaware (1/13/07)

**FIELD GOAL ATTEMPTS**  
 Season 9 at Delaware (1/13/07)  
 Career 9 at Delaware (1/13/07)

**3-POINT FIELD GOALS**  
 Season 1 at Hofstra (1/20/07)  
 1 at Georgia State (1/8/07)  
 Career 1 at Hofstra (1/20/07)  
 1 at Georgia State (1/8/07)

**3-POINT FIELD GOAL ATTEMPTS**  
 Season 2 at Hofstra (1/20/07)  
 Career 2 at Hofstra (1/20/07)

**FREE THROWS**  
 Season 6 at Delaware (1/13/07)  
 Career 6 at Delaware (1/13/07)

**FREE THROW ATTEMPTS**  
 Season 6 at Delaware (1/13/07)  
 Career 6 at Delaware (1/13/07)  
 6 vs. Maine (11/18/05)

**REBOUNDS**  
 Season 9 at Delaware (1/13/07)  
 Career 9 at Delaware (1/13/07)

**Assists**  
 Season 1, six times, most recently  
 vs. Georgia State (1/27/07)  
 Career 1, 10 times, most recently  
 vs. Georgia State (1/27/07)

**STEALS**  
 Season 2 at Navy (11/28/06)  
 Career 2 at Navy (11/28/06)  
 2 at Towson (12/3/05)

**BLOCKED SHOTS**  
 Season 2 vs. Hampton (12/28/06)  
 Career 3 vs. Maine (11/18/05)

**Minutes**  
 Season 24 at Delaware (1/13/07)  
 Career 24 at Delaware (1/13/07)

# 4

# ALEX SMITH

**So. - F - 6-5 - 250 (Greenville, S.C./Oak Hill Academy (Va.))**

- Scored seven or more points off the Tribe bench in eight of the last 12 games, leading W&M in scoring off the bench those eight games as well
- Despite only starting two game, has led the Tribe in rebounding on five different occasions
- Hit his second 3-pointer of the season at Hofstra on his way to eight points and a team-high six rebounds
- Turned a career effort at Delaware (1/13/07) with 16 points on 5-of-9 from the field and 6-of-6 from the free throw line, including a team-high nine rebounds
- Scored 12 points and pulled down a team high five rebounds in 23 minutes vs. VCU (1/10/07)
- Connected on first career 3-pointer from the top of the key at Georgia State (1/8/07)
- Came off the bench and scored 11 points on 4-of-5 shooting from the field to go along with four rebounds in the Tribe's win at George Mason (1/3/07)
- Had a trio of 3-point plays on the block vs. the Patriots
- Started his first game of the season vs. Jacksonville State (12/1/06)
- Scored a then career-high 10 points in his first career game against Maine (11/18/05)
- Played for national power Oak Hill Academy in 2004-05, which ended the season ranked No. 1 in the nation in the *USA Today* Super 25 Boys' Basketball Rankings and finished the season with a record of 34-2

### SMITH'S 2006-07 GAME-BY-GAME STATISTICS

Date	Opp	Min	FG-A	Pct	3FG-A	Pct	FT-A	Pct	O-D	Tot	PF	A	TO	B	S	Pts
N11	at Kansas St.	13	1-4	.250	0-0	.000	0-0	.000	1-2	3	2	0	0	0	0	2
N20	Wagner	12	1-4	.250	0-0	.000	0-1	.000	1-4	5	3	0	0	1	0	2
N25	at Holy Cross	11	1-2	.500	0-0	.000	1-1	1.000	0-2	2	5	0	1	1	0	3
N28	at Navy	19	4-6	.667	0-1	.000	1-4	.250	2-2	4	2	1	2	0	2	9
D1	Jacksonville St.	17	1-3	.333	0-0	.000	0-0	.000	2-1	3	0	0	2	0	0	2
D2	Cornell	16	3-6	.500	0-0	.000	0-2	.000	1-1	2	1	0	2	0	1	6
D5	Towson	10	0-1	.000	0-0	.000	0-0	.000	0-2	2	0	0	0	0	0	0
D8	North Florida	9	1-2	.500	0-0	.000	1-2	.500	1-0	1	1	0	0	0	0	3
D22	UMBC	15	4-8	.500	0-0	.000	1-1	1.000	1-4	5	2	0	2	0	0	9
D28	Hampton	21	4-7	.571	0-1	.000	0-0	.000	1-2	3	3	1	1	2	0	8
D31	Richmond	20	4-5	.800	0-0	.000	4-5	.800	2-2	4	3	0	2	0	1	12
J3	at GMU	14	4-5	.800	0-0	.000	3-3	1.000	1-3	4	1	1	1	0	0	11
J6	Northeastern	15	1-2	.500	0-0	.000	2-2	1.000	0-1	1	3	1	1	0	0	4
J8	at Georgia St.	11	3-3	1.000	1-1	1.000	0-0	.000	0-1	1	4	0	2	0	0	7
J10	VCU	23	4-5	.800	0-0	.000	4-5	.800	3-2	5	3	0	2	0	0	12
J13	at Delaware	24	5-9	.556	0-1	.000	6-6	1.000	7-2	9	3	0	1	0	0	16
J17	GMU	2	0-0	.000	0-0	.000	0-0	.000	0-0	0	2	0	1	0	0	0
J20	at Hofstra	17	3-6	.500	1-2	.500	1-1	1.000	3-3	6	1	1	3	0	0	8
J24	at ODU	11	0-1	.000	0-0	.000	1-2	.500	0-3	3	0	0	1	0	0	1
J27	Georgia State	12	1-1	1.000	0-0	.000	1-2	.500	2-1	3	1	1	1	0	0	3
J29	at VCU															
J31	JMU															
F3	UNCW															
F7	at JMU															
F10	at UNCW															
F14	Drexel															
F17	ESPN BracketBusters															
F21	at Drexel															
F24	ODU															

• Games started

### SMITH'S CAREER STATISTICS

Season	G-GS	Min-Avg	FG-A	Pct	3FG-A	Pct	FT-A	Pct	OR-DR	Reb-Avg	PF-FO	A	TO	Blk	St	Pts-Avg
2005-06	27-3	252-9.3	23-51	.451	0-1	.000	23-35	.657	16-40	56-2.1	25-1	4	21	6	5	69-2.6
2006-07	20-2	292-14.6	45-80	.563	2-6	.333	26-37	.703	28-38	66-3.3	40-1	6	23	4	4	118-5.9
<b>Career</b>	<b>47-5</b>	<b>544-11.6</b>	<b>68-131</b>	<b>.519</b>	<b>2-7</b>	<b>.286</b>	<b>49-72</b>	<b>.681</b>	<b>44-78</b>	<b>122-2.6</b>	<b>65-2</b>	<b>10</b>	<b>44</b>	<b>10</b>	<b>9</b>	<b>187-4.0</b>

### SMITH'S CAA STATISTICS

Season	G-GS	Min-Avg	FG-A	Pct	3FG-A	Pct	FT-A	Pct	OR-DR	Reb-Avg	PF-FO	A	TO	Blk	St	Pts-Avg
2005-06	17-1	160-9.4	14-29	.483	0-1	.000	13-20	.650	10-27	37-2.2	17-1	2	11	2	3	41-2.4
2006-07	10-1	139-13.9	21-33	.636	2-4	.500	18-21	.857	16-18	34-3.4	18-0	4	13	0	0	62-6.2
<b>Career</b>	<b>27-2</b>	<b>299-11.1</b>	<b>35-62</b>	<b>.565</b>	<b>2-5</b>	<b>.400</b>	<b>31-41</b>	<b>.757</b>	<b>26-45</b>	<b>71-2.6</b>	<b>35-1</b>	<b>6</b>	<b>24</b>	<b>2</b>	<b>3</b>	<b>103-3.8</b>

# 11

## NATHAN MANN

Jr. - G - 6-2 - 190 (Overland Park, Kan./St. Thomas Aquinas)

- Finished with seventh double-digit performance of the season, scoring 13 points as he connected on 5-of-7 from the field and 3-of-5 from 3-point range vs. George Mason (1/16/07)
- Scored 11 of his team-high 14 points in the first half of the Tribe's win at George Mason (1/3/07), hitting on four 3-pointers for the second time this season
- Led W&M with 13 points and a career-high nine rebounds in the victory over North Florida (12/8/06)
- Connected on four 3-point field goals, finishing with a season-high 15 points against Cornell (12/2/06)
- Finished with 12 points on 5-of-9 from the floor, including a pair of 3-point field goals, to go along with team highs in rebounds (6) and assists (4) against Holy Cross (11/25/06)
- Knocked down four, or more, 3-pointers on seven occasions, including three contests of five trifectas
- Notched his second career 20-plus point game with a season-high 21 at Georgia State (1/14/06), including five 3-point field goals
- Scored career-high 25 points, shooting 10-of-19 from the floor and 5-of-11 from the 3-point line in 41 minutes in double-overtime game against George Mason (2/12/05)

### SINGLE-GAME HIGHS

**POINTS**  
 Season 15 vs. Cornell (12/2/06)  
 Career 25 vs. George Mason (2/12/05)

**FIELD GOALS**  
 Season 5, four times, most recently vs. George Mason (1/16/07)  
 Career 10 vs. George Mason (2/12/05)

**FIELD GOAL ATTEMPTS**  
 Season 13 vs. Cornell (12/2/06)  
 Career 19 vs. George Mason (2/12/05)

**3-POINT FIELD GOALS**  
 Season 4 at George Mason (1/3/07)  
 Career 5, four times, most recently at Georgia State (1/14/06)

**3-POINT FIELD GOAL ATTEMPTS**  
 Season 10 vs. Cornell (12/2/06)  
 Career 11 vs. George Mason (2/12/05)

**FREE THROWS**  
 Season 4 vs. North Florida (12/8/06)  
 Career 4, six times, most recently vs. North Florida (12/8/06)

**FREE THROW ATTEMPTS**  
 Season 4 vs. North Florida (12/8/06)  
 Career 6 vs. Hampton (12/30/04)

**REBOUNDS**  
 Season 9 vs. North Florida (12/8/06)  
 Career 9 vs. North Florida (12/8/06)

**ASSISTS**  
 Season 4, four times, most recently at Hofstra (1/20/07)  
 Career 6 vs. Towson (1/26/05)

**STEALS**  
 Season 2 vs. Northeastern (1/6/07)  
 Career 5 vs. Maine (11/18/05)  
 5 vs. Longwood (12/1/04)

**BLOCKED SHOTS**  
 Season 1 vs. Northeastern (1/6/07)  
 Career 1 vs. Wagner (11/20/06)  
 1, five times, most recently vs. Northeastern (1/6/07)

**MINUTES**  
 Season 33 vs. VCU (1/10/07)  
 Career 41 vs. George Mason (2/12/05)

### MANN'S 2006-07 GAME-BY-GAME STATISTICS

Date	Opp	Min	FG-A	Pct	3FG-A	Pct	FT-A	Pct	O-D	Tot	PF	A	TO	B	S	Pts
N11	at Kansas St.	20	2-6	.333	1-5	.200	0-0	.000	1-0	1	5	1	1	0	1	5
N20	Wagner	23	0-6	.000	0-3	.000	0-0	.000	0-3	3	0	1	0	1	1	0
N25	at Holy Cross	27	5-9	.556	2-5	.400	0-1	.000	0-6	6	3	4	0	0	0	12
N28	at Navy	26	1-6	.167	1-6	.167	0-0	.000	0-2	2	2	3	2	0	0	3
D1	Jacksonville St.	28	4-8	.500	0-3	.000	0-0	.000	0-5	5	2	4	0	0	1	8
D2	Cornell	29	5-13	.385	4-10	.400	1-2	.500	0-4	4	2	1	0	0	0	15
D5	Towson	24	1-8	.125	0-6	.000	4-4	1.000	0-0	0	1	2	0	0	0	6
D8	North Florida	29	4-11	.364	1-6	.167	4-4	1.000	1-8	9	2	3	1	0	0	13
D22	UMBC	26	1-4	.250	0-2	.000	3-3	1.000	0-0	0	1	2	2	0	0	5
D28	Hampton	30	4-8	.500	2-5	.400	2-2	1.000	2-1	3	2	1	3	0	1	12
D31	Richmond	32	1-8	.125	0-2	.000	1-2	.500	1-7	8	1	4	1	0	0	3
J3	at GMU	32	5-11	.455	4-9	.444	0-1	.000	0-0	0	1	1	1	0	0	14
J6	Northeastern	29	1-6	.167	0-3	.000	0-0	.000	1-4	5	0	1	4	1	2	2
J8	at Georgia St.	29	3-9	.333	1-6	.167	0-0	.000	1-5	6	0	4	1	0	1	7
J10	VCU	33	4-7	.571	3-4	.750	3-3	1.000	1-4	5	4	2	2	0	1	14
J13	at Delaware	25	1-8	.125	0-6	.000	0-0	.000	0-3	3	2	2	1	0	1	2
J17	GMU	32	5-7	.714	3-5	.600	0-0	.000	0-4	4	2	1	0	0	1	13
J20	at Hofstra	28	3-10	.300	3-8	.375	0-0	.000	0-0	0	5	4	2	0	0	9
J24	at ODU	23	0-5	.000	0-2	.000	0-0	.000	0-3	3	0	3	1	0	0	0
J27	Georgia State	21	2-5	.400	1-4	.250	0-0	.000	1-0	1	2	1	1	0	1	5
J29	at VCU															
J31	JMU															
F3	UNCW															
F7	at JMU															
F10	at UNCW															
F14	Drexel															
F17	ESPN BracketBusters															
F21	at Drexel															
F24	ODU															

### MANN'S CAREER STATISTICS

Season	G-GS	Min-Avg	FG-A	Pct	3FG-A	Pct	FT-A	Pct	OR-DR	Reb-Avg	PF-FO	A	TO	Blk	St	Pts-Avg
2004-05	29-18	696-24.0	82-226	.363	37-121	.306	25-36	.694	10-58	68-2.3	37-0	76	67	3	25	226-7.8
2005-06	28-7	611-21.8	72-196	.367	51-124	.411	23-30	.767	7-56	63-2.3	46-0	46	31	0	21	218-7.8
2006-07	20-18	546-27.3	52-156	.331	26-103	.252	18-22	.818	8-60	68-3.4	37-2	43	27	2	13	148-7.4
<b>Career</b>	<b>77-53</b>	<b>1853-24.1</b>	<b>206-579</b>	<b>.356</b>	<b>114-345</b>	<b>.330</b>	<b>66-88</b>	<b>.750</b>	<b>25-174</b>	<b>199-2.6</b>	<b>121-2</b>	<b>165</b>	<b>124</b>	<b>5</b>	<b>59</b>	<b>592-7.7</b>

### MANN'S CAA STATISTICS

Season	G-GS	Min-Avg	FG-A	Pct	3FG-A	Pct	FT-A	Pct	OR-DR	Reb-Avg	PF-FO	A	TO	Blk	St	Pts-Avg
2004-05	18-11	460-25.6	54-150	.360	21-77	.273	16-22	.727	7-36	43-2.4	25-0	47	33	2	13	145-8.1
2005-06	18-3	365-20.3	45-124	.363	34-81	.420	16-22	.727	4-29	33-1.8	26-0	26	18	0	8	140-7.8
2006-07	10-9	276-27.6	25-76	.329	15-53	.283	7-8	.875	4-23	27-2.7	17-1	21	13	1	9	72-7.2
<b>Career</b>	<b>46-23</b>	<b>1080-24.0</b>	<b>124-350</b>	<b>.354</b>	<b>70-211</b>	<b>.332</b>	<b>39-52</b>	<b>.750</b>	<b>15-88</b>	<b>103-2.2</b>	<b>67-1</b>	<b>95</b>	<b>64</b>	<b>3</b>	<b>30</b>	<b>357-7.8</b>

# 12

## MARCUS BARNETT

Jr. - G - 6-2 - 195 (Hampton, Va./Phoebus)

### SINGLE-GAME HIGHS

<b>POINTS</b>	
Season	None
Career	None

<b>FIELD GOALS</b>	
Season	None
Career	None

<b>FIELD GOAL ATTEMPTS</b>	
Season	None
Career	None

<b>3-POINT FIELD GOALS</b>	
Season	None
Career	None

<b>3-POINT FIELD GOAL ATTEMPTS</b>	
Season	None
Career	None

<b>FREE THROWS</b>	
Season	None
Career	None

<b>FREE THROW ATTEMPTS</b>	
Season	1 vs. Wagner (11/20/06)
Career	1 vs. Wagner (11/20/06)

<b>REBOUNDS</b>	
Season	1 vs. Wagner (11/20/06)
Career	1 vs. Wagner (11/20/06)

<b>ASSISTS</b>	
Season	None
Career	None

<b>STEALS</b>	
Season	None
Career	None

<b>BLOCKED SHOTS</b>	
Season	1 vs. Wagner (11/20/06)
Career	1 vs. Wagner (11/20/06)

<b>MINUTES</b>	
Season	2 vs. Wagner (11/20/06)
Career	2 vs. Wagner (11/20/06)

- Saw the first action of his W&M career against Wagner (11/20/06) and finished with a rebound and a blocked shot
- Joined the Tribe as a walk-on prior to the 2006-07 season
- A three-year letterwinner as a point and shooting guard at Phoebus
- A 2004 Basketball Zooms Scholar-Athlete Award winner
- Was the Phoebus team captain in 2003-04
- Lived and grew up in Italy

### BARNETT'S 2006-07 GAME-BY-GAME STATISTICS

Date	Opp	Min	FG-A	Pct	3FG-A	Pct	FT-A	Pct	O-D	Tot	PF	A	TO	B	S	Pts
N11	at Kansas St.						DNP									
N20	Wagner	2	0-0	.000	0-0	.000	0-1	.000	0-1	1	1	0	0	1	0	0
N25	at Holy Cross						DNP									
N28	at Navy						DNP									
D1	Jacksonville St.						DNP									
D2	Cornell						DNP									
D5	Towson						DNP									
D8	North Florida	1	0-0	.000	0-0	.000	0-0	.000	0-0	0	0	0	0	0	0	0
D22	UMBC						DNP									
D28	Hampton						DNP									
D31	Richmond						DNP									
J3	at GMU						DNP									
J6	Northeastern						DNP									
J8	at Georgia St.	0+	0-0	.000	0-0	.000	0-0	.000	0-0	0	0	0	1	0	0	0
J10	VCU						DNP									
J13	at Delaware						DNP									
J17	GMU						DNP									
J20	at Hofstra						DNP									
J24	at ODU						DNP									
J27	Georgia State	1	0-0	.000	0-0	.000	0-0	.000	0-0	0	0	0	1	0	0	0
J29	at VCU						DNP									
J31	JMU						DNP									
F3	UNCW						DNP									
F7	at JMU						DNP									
F10	at UNCW						DNP									
F14	Drexel						DNP									
F17	ESPN BracketBusters						DNP									
F21	at Drexel						DNP									
F24	ODU						DNP									

• Games started

### BARNETT'S CAREER STATISTICS

Season	G-GS	Min-Avg	FG-A	Pct	3FG-A	Pct	FT-A	Pct	OR-DR	Reb-Avg	PF-FO	A	TO	Blk	St	Pts-Avg
2006-07	4-0	4-1.0	0-0	.000	0-0	.000	0-1	.000	0-1	1-0.3	1-0	0	2	1	0	0-0.0
<b>Career</b>	<b>4-0</b>	<b>4-1.0</b>	<b>0-0</b>	<b>.000</b>	<b>0-0</b>	<b>.000</b>	<b>0-1</b>	<b>.000</b>	<b>0-1</b>	<b>1-0.3</b>	<b>1-0</b>	<b>0</b>	<b>2</b>	<b>1</b>	<b>0</b>	<b>0-0.0</b>

### BARNETT'S CAA STATISTICS

Season	G-GS	Min-Avg	FG-A	Pct	3FG-A	Pct	FT-A	Pct	OR-DR	Reb-Avg	PF-FO	A	TO	Blk	St	Pts-Avg
2006-07	2-0	1-0.5	0-0	.000	0-0	.000	0-0	.000	0-0	0-0.0	0-0	0	2	0	0	0-0.0
<b>Career</b>	<b>2-0</b>	<b>1-0.5</b>	<b>0-0</b>	<b>.000</b>	<b>0-0</b>	<b>.000</b>	<b>0-0</b>	<b>.000</b>	<b>0-0</b>	<b>0-0.0</b>	<b>0-0</b>	<b>0</b>	<b>2</b>	<b>0</b>	<b>0</b>	<b>0-0.0</b>



# 13

## LAIMISKISIELIUS

Jr. - F - 6-8 - 210 (Vilnius, Lithuania/Miller School (Va.))

- Has led W&M in scoring on eight occasions
- Averages 3.1 assists with an assist-to-turnover ratio of 1.38 in CAA play
- Equalled a career-high with five assists to go along with a team-high 17 points vs. Georgia State (1/27/07)
- Tallied a team-high 17 points on 7-of-11 shooting against George Mason (1/16/07)
- Had an all-around game at George Mason (1/3/07), equalling a season-high with eight rebounds and tying a career-high with five assists
- Tallied 11 points with a season-high eight rebounds vs. Richmond (12/31/06)
- Led W&M for the fourth time on the year with 19 points, including a career-high tying two block shots in a win over UMBC (12/22/06)
- Posted back-to-back 20-point games vs. Cornell (12/2/06) and Jacksonville State (12/1/06) to earn W&M Tip-Off Classic All-Tournament team honors
- Hit on 5-of-7 from the floor, including a perfect 3-of-3 from 3-point range against Kansas State for 16 points
- Played for Lithuania in the Global Games over the summer and helped his squad to a silver medal in the tournament
- Had eight games of five or more rebounds, including a career-high nine at UMBC (12/17/05)
- CAA All-Rookie selection in 2004-05
- Tallied a career-high 23 points, along with five assists, at UNC Wilmington (2/9/04)

### SINGLE-GAME HIGHS

**POINTS**  
 Season 21 vs. Cornell (12/2/06)  
 Career 23 at UNC Wilmington (2/9/05)

**FIELD GOALS**  
 Season 8 vs. Wagner (11/20/06)  
 Career 8 vs. Wagner (11/20/06)

**FIELD GOAL ATTEMPTS**  
 Season 13 at Hofstra (1/20/07)  
 Career 15 at UNC Wilmington (2/9/05)

**3-POINT FIELD GOALS**  
 Season 3, four times, most recently vs. George Mason (1/16/07)  
 Career 3, six times, most recently vs. George Mason (1/16/07)

**3-POINT FIELD GOAL ATTEMPTS**  
 Season 6 vs. Cornell (12/2/06)  
 Career 8 at UNC Wilmington (2/9/05)

**FREE THROWS**  
 Season 9 vs. Jacksonville State (12/1/06)  
 Career 9 vs. Jacksonville State (12/1/06)

**FREE THROW ATTEMPTS**  
 Season 12 vs. Hampton (12/28/06)  
 Career 12 vs. Hampton (12/28/06)  
 12 vs. Jacksonville State (12/1/06)  
 12 vs. Jacksonville State (12/28/06)  
 12 vs. Jacksonville State (12/1/06)

**REBOUNDS**  
 Season 8 at George Mason (1/3/07)  
 Career 8 vs. Richmond (12/31/06)  
 9 at UMBC (12/17/05)

**ASSISTS**  
 Season 5 vs. Georgia State (1/27/07)  
 Career 5 at George Mason (1/3/07)  
 5, four times, most recently vs. Georgia State (1/27/07)

**STEALS**  
 Season 3 vs. Wagner (11/20/06)  
 Career 3 vs. Wagner (11/20/06)

**BLOCKED SHOTS**  
 Season 2, three times, most recently vs. Richmond (12/31/06)  
 Career 2, four times, most recently vs. Richmond (12/31/06)

**MINUTES**  
 Season 35, three times, most recently vs. George Mason (1/16/07)  
 Career 35, six times, most recently vs. George Mason (1/16/07)

### KISIELIUS' 2006-07 GAME-BY-GAME STATISTICS

Date	Opp	Min	FG-A	Pct	3FG-A	Pct	FT-A	Pct	O-D	Tot	PF	A	TO	B	S	Pts
N11	at Kansas St.	35	5-7	.714	3-3	1.000	3-4	.750	1-1	2	3	2	3	0	1	16
N20	Wagner	28	8-12	.667	2-4	.500	0-1	.000	0-2	2	4	1	3	0	3	18
N25	at Holy Cross	30	4-10	.400	2-4	.500	0-0	.000	1-2	3	1	1	5	1	0	10
N28	at Navy	26	2-3	.667	0-0	.000	4-5	.800	0-4	4	1	0	3	0	1	8
D1	Jacksonville St.	31	5-6	.833	1-2	.500	9-12	.750	3-3	6	0	1	6	0	1	20
D2	Cornell	35	7-12	.583	3-6	.500	4-4	1.000	3-3	6	2	4	1	0	1	21
D5	Towson	29	0-6	.000	0-3	.000	0-0	.000	0-0	0	0	4	1	0	0	0
D8	North Florida	30	2-5	.400	0-2	.000	1-2	.500	2-0	2	1	3	1	2	1	5
D22	UMBC	34	5-7	.714	2-3	.667	7-8	.875	2-1	3	1	2	2	2	1	19
D28	Hampton	31	4-5	.800	2-2	1.000	8-12	.667	0-1	1	3	3	3	0	1	18
D31	Richmond	30	4-6	.667	1-3	.333	2-4	.500	3-5	8	1	3	2	2	0	11
J3	at GMU	29	2-7	.286	0-1	.000	5-6	.833	4-4	8	2	5	4	0	1	9
J6	Northeastern	28	3-9	.333	1-5	.200	2-4	.500	1-1	2	2	2	2	1	1	9
J8	at Georgia St.	26	4-9	.444	3-4	.750	1-2	.500	1-2	3	3	1	2	0	1	12
J10	VCU	27	1-10	.100	1-6	.167	4-4	1.000	0-2	2	4	2	1	0	0	7
J13	at Delaware	23	0-4	.000	0-1	.000	2-2	1.000	2-5	7	3	3	3	0	0	2
J17	GMU	35	7-11	.636	3-5	.600	0-0	.000	2-4	6	5	4	1	0	0	17
J20	at Hofstra	32	7-13	.538	1-2	.500	0-1	.000	1-5	6	4	2	1	0	1	15
J24	at ODU	17	1-4	.250	1-3	.333	1-2	.500	0-1	1	3	3	4	0	0	4
J27	Georgia State	31	7-11	.636	2-5	.400	1-2	.500	1-1	2	0	5	2	1	0	17
J29	at VCU															
J31	JMU															
F3	UNCW															
F7	at JMU															
F10	at UNCW															
F14	Drexel															
F17	ESPN BracketBusters															
F21	at Drexel															
F24	ODU															

\* Games started

### KISIELIUS' CAREER STATISTICS

Season	G-GS	Min-Avg	FG-A	Pct	3FG-A	Pct	FT-A	Pct	OR-DR	Reb-Avg	PF-FO	A	TO	Blk	St	Pts-Avg
2004-05	28-20	710-25.4	78-203	.384	19-63	.302	69-90	.767	22-65	87-3.1	55-3	53	60	4	14	244-8.7
2005-06	28-25	634-22.6	68-198	.343	12-60	.200	51-68	.750	30-67	97-3.5	53-2	41	64	1	14	199-7.1
2006-07	20-19	587-29.4	78-157	.497	28-64	.441	54-75	.720	27-47	74-3.7	45-1	51	50	9	14	238-11.9
<b>Career</b>	<b>76-64</b>	<b>1931-25.4</b>	<b>224-558</b>	<b>.401</b>	<b>58-183</b>	<b>.317</b>	<b>174-233</b>	<b>.747</b>	<b>79-179</b>	<b>258-3.4</b>	<b>154-6</b>	<b>145</b>	<b>174</b>	<b>14</b>	<b>42</b>	<b>681-9.0</b>

### KISIELIUS' CAA STATISTICS

Season	G-GS	Min-Avg	FG-A	Pct	3FG-A	Pct	FT-A	Pct	OR-DR	Reb-Avg	PF-FO	A	TO	Blk	St	Pts-Avg
2004-05	18-14	504-28.0	57-145	.393	13-36	.361	54-69	.783	17-46	63-3.5	35-1	36	39	4	4	181-10.1
2005-06	18-15	390-21.7	40-125	.320	6-36	.167	31-40	.775	18-27	45-2.5	37-2	25	38	1	9	117-6.5
2006-07	10-10	277-27.7	32-84	.381	12-35	.343	16-23	.696	12-25	37-3.7	26-1	31	21	2	4	92-9.2
<b>Career</b>	<b>46-39</b>	<b>1173-25.5</b>	<b>129-354</b>	<b>.364</b>	<b>31-107</b>	<b>.290</b>	<b>101-132</b>	<b>.765</b>	<b>47-98</b>	<b>145-3.2</b>	<b>98-4</b>	<b>92</b>	<b>98</b>	<b>7</b>	<b>17</b>	<b>390-8.5</b>

## SINGLE-GAME HIGHS

### POINTS

Season 12 vs. Georgia State (1/27/07)  
 Career 16 vs. James Madison (1/28/06)

### FIELD GOALS

Season 4, three times, most recently  
 vs. Georgia State (1/27/07)  
 Career 6 vs. Campbell (11/26/05)

### FIELD GOAL ATTEMPTS

Season 8 vs. George Mason (1/16/07)  
 Career 8 vs. George Mason (1/16/07)

### 3-POINT FIELD GOALS

Season 2 vs. Georgia State (1/27/07)  
 Career 2 vs. Georgia State (1/27/07)

### 3-POINT FIELD GOAL ATTEMPTS

Season 2 vs. Georgia State (1/27/07)  
 Career 2 vs. Georgia State (1/27/07)

### FREE THROWS

Season 4 vs. North Florida (12/8/06)  
 Career 8 vs. James Madison (1/28/06)

### Free Throw Attempts

Season 8 vs. North Florida (12/8/06)  
 Career 11 vs. James Madison (1/28/06)

### REBOUNDS

Season 8 vs. Richmond (12/31/06)  
 Career 8 vs. Richmond (12/31/06)

### ASSISTS

Season 4, three times, most recently  
 at Georgia State (1/8/07)  
 Career 4, three times, most recently  
 at Georgia State (1/8/07)

### STEALS

Season 2 vs. North Florida (12/8/06)  
 Career 2, three times, most recently  
 vs. North Florida (12/8/06)

### BLOCKED SHOTS

Season 2 vs. North Florida (12/8/06)  
 Career 2 vs. North Florida (12/8/06)  
 2 at Old Dominion (2/9/06)

### MINUTES

Season 30 vs. Cornell (12/2/06)  
 Career 30 vs. Cornell (12/2/06)

# 15

# PETERSTEIN

So. - F - 6-9 - 225 (Houton, Texas/Westbury Christian)

- Scored a season-high 12 points, while connecting on two 3-point field goals against Georgia State (1/27/07)
- Led W&M in rebounding on a team-high six occasions
- Connected on 3-pointer for the second straight game at Georgia State (1/8/07) finishing with five points and team-highs in rebounds (7) and assists (4)
- Tallied nine points, including his first career 3-point field goal vs. Northeastern (1/6/07)
- Led the Tribe with a career-high eight rebounds in the College's victory over Richmond (12/31/06)
- Tallied his fourth career double-digit performance with 10 points against North Florida to go along with a career-high two blocked shots
- Played 28 minutes off the bench in the CAA opener against Towson and contributed a season-high six points, a team-high four rebounds and tied his career-high with four assists, while shooting 3-of-4 from the field
- Led the Tribe with six rebounds and four assists against Jacksonville State (12/1/06), both totals were career highs
- Started the Tribe's exhibition opening victory over Barton College, scoring seven points and pulling down two rebounds
- Played in 25 contests, while making a trio of starts as a freshman
- Had a career high 16 points on a perfect 4-of-4 from the field and 8-of-11 from the free throw line in an 86-68 victory over James Madison (1/28/06)
- Helped team win three Texas Private School state championships

### STEIN'S 2006-07 GAME-BY-GAME STATISTICS

Date	Opp	Min	FG-A	Pct	3FG-A	Pct	FT-A	Pct	O-D	Tot	PF	A	TO	B	S	Pts
N11	at Kansas St.	20	2-4	.500	0-0	.000	0-0	.000	3-3	6	4	2	2	0	0	4
N20	Wagner	7	1-1	1.000	0-0	.000	0-0	.000	0-0	0	4	1	1	0	0	2
N25	at Holy Cross	18	1-1	1.000	0-0	.000	1-2	.500	0-0	0	2	0	4	0	0	3
N28	at Navy	13	2-2	1.000	0-0	.000	0-0	.000	1-1	2	0	0	1	0	0	4
D1	Jacksonville St.	20	1-1	1.000	0-0	.000	0-2	.000	2-4	6	1	4	3	0	0	2
D2	Cornell	30	1-1	1.000	0-0	.000	0-3	.000	3-1	4	2	2	2	1	0	2
D5	Towson	28	3-4	.750	0-0	.000	0-1	.000	1-3	4	3	4	2	0	0	6
D8	North Florida	23	3-4	.750	0-1	.000	4-8	.500	0-4	4	3	0	1	2	2	10
D22	UMBC	19	2-5	.400	0-0	.000	0-0	.000	0-2	2	3	0	0	0	1	4
D28	Hampton	20	2-3	.667	0-0	.000	3-3	1.000	2-1	3	4	1	3	0	0	7
D31	Richmond	20	1-2	.500	0-1	.000	2-3	.667	4-4	8	2	1	1	0	0	4
J3	at GMU	26	2-3	.667	0-0	.000	0-0	.000	1-2	3	4	1	0	0	0	4
J6	Northeastern	24	4-7	.571	1-1	1.000	0-0	.000	0-3	3	1	0	2	0	1	9
J8	at Georgia St.	26	2-2	1.000	1-1	1.000	0-0	.000	1-6	7	2	4	2	0	0	5
J10	VCU	13	0-2	.000	0-1	.000	0-0	.000	0-1	1	5	0	1	0	1	0
J13	at Delaware	13	2-4	.600	0-0	.000	1-2	.500	0-2	2	2	0	1	0	1	5
J17	GMU	28	4-8	.500	0-1	.000	0-0	.000	1-1	2	1	0	2	0	0	8
J20	at Hofstra	20	3-5	.600	0-1	.000	0-0	.000	1-0	1	5	1	2	1	0	6
J24	at ODU	14	1-3	.333	0-0	.000	0-0	.000	1-0	1	4	1	1	1	0	2
J27	Georgia State	24	4-5	.800	2-2	1.000	2-2	1.000	1-3	4	3	0	0	1	1	12
J29	at VCU															
J31	JMU															
F3	UNCW															
F7	at JMU															
F10	at UNCW															
F14	Drexel															
F17	ESPN BracketBusters															
F21	at Drexel															
F24	ODU															

\* Games started

### STEIN'S CAREER STATISTICS

Season	G-GS	Min-Avg	FG-A	Pct	3FG-A	Pct	FT-A	Pct	OR-DR	Reb-Avg	PF-FO	A	TO	Blk	St	Pts-Avg
2005-06	25-3	371-14.8	41-71	.577	0-6	.000	19-32	.594	19-30	49-2.0	44-1	18	33	4	9	101-4.0
2006-07	20-17	406-20.3	41-67	.612	4-9	.444	13-26	.500	22-41	63-3.2	55-2	22	31	6	7	99-5.0
<b>Career</b>	<b>45-20</b>	<b>777-17.3</b>	<b>82-138</b>	<b>.594</b>	<b>4-15</b>	<b>.267</b>	<b>32-58</b>	<b>.552</b>	<b>41-71</b>	<b>112-2.5</b>	<b>99-3</b>	<b>40</b>	<b>64</b>	<b>10</b>	<b>16</b>	<b>200-4.4</b>

### STEIN'S CAA STATISTICS

Season	G-GS	Min-Avg	FG-A	Pct	3FG-A	Pct	FT-A	Pct	OR-DR	Reb-Avg	PF-FO	A	TO	Blk	St	Pts-Avg
2005-06	17-1	270-15.9	28-51	.549	0-5	.000	18-30	.600	16-19	35-2.1	31-1	13	24	4	6	74-4.4
2006-07	10-9	206-20.6	25-43	.581	4-7	.571	3-5	.600	7-21	28-2.8	27-2	11	13	2	4	57-5.7
<b>Career</b>	<b>27-10</b>	<b>486-18.0</b>	<b>53-94</b>	<b>.564</b>	<b>4-12</b>	<b>.333</b>	<b>21-35</b>	<b>.600</b>	<b>23-40</b>	<b>63-2.3</b>	<b>58-3</b>	<b>24</b>	<b>37</b>	<b>6</b>	<b>10</b>	<b>131-4.9</b>

# 20

## KYLE CARRABINE

Jr. - F - 6-7 - 205 (Naperville, Ill./Neuqua Valley)

- One of the Tribe's best threats from 3-point range, connecting on 33.3 percent in 13.8 minutes a game off the bench
- Played 19 minutes at Georgia State (1/8/07) and scored five straight points to answer a Panther run, including an NBA 3-pointer as the shot clock expired
- Gave W&M its first lead at George Mason (1/3/07) with a 3-pointer from the right wing midway through the first half
- Connected on a pair of 3-pointers during a two-minute span late in the first half to give the Tribe a halftime lead against Hampton (12/28/06)
- Came off the bench to tally career highs in rebounds (4) and steals (1) to go along with five points against UMBC (12/22/06)
- In his second career start vs. Towson (12/5/06), scored a career-high 10 points, while connecting on 3-of-6 from 3-point range
- Started his first career game against Jacksonville State (12/1/06) and finished with two points, two rebounds and an assist
- Notched then-career highs in minutes (18), points (9) and 3-point field goals made (3) against Navy (11/28/06)
- All three of his treys against Navy came in the first half to keep the Tribe within striking distance
- Knocked down his lone 3-point field goal on the season on his way to scoring a then career-high five points at Old Dominion (2/9/06)
- First career points came on a 3-pointer at No. 8 Kentucky (12/22/04)

### SINGLE-GAME HIGHS

**POINTS**  
 Season 10 vs. Towson (12/5/06)  
 Career 10 vs. Towson (12/5/06)

**Field Goals**  
 Season 3 vs. Towson (12/5/06)  
 3 at Navy (11/28/06)  
 Career 3 vs. Towson (12/5/06)  
 3 at Navy (11/28/06)

**FIELD GOAL ATTEMPTS**  
 Season 7 at Old Dominion (1/24/07)  
 7 at Navy (11/28/06)  
 Career 7 at Old Dominion (1/24/07)  
 7 at Navy (11/28/06)

**3-POINT FIELD GOALS**  
 Season 3 vs. Towson (12/5/06)  
 3 at Navy (11/28/06)  
 Career 3 vs. Towson (12/5/06)  
 3 at Navy (11/28/06)

**3-POINT FIELD GOAL ATTEMPTS**  
 Season 7 at Navy (11/28/06)  
 Career 7 at Navy (11/28/06)

**Free Throws**  
 Season 2 vs. Wagner (11/20/06)  
 Career 2 vs. Wagner (11/20/06)  
 2 at Old Dominion (2/9/06)

**FREE THROW ATTEMPTS**  
 Season 3 vs. Wagner (11/20/06)  
 Career 3 vs. Wagner (11/20/06)  
 3 at Old Dominion (2/9/06)

**Rebounds**  
 Season 4 at George Mason (1/3/07)  
 4 vs. UMBC (12/22/06)  
 Career 4 at George Mason (1/3/07)  
 4 vs. UMBC (12/22/06)

**ASSISTS**  
 Season 2 vs. Northeastern (1/6/07)  
 Career 2 vs. Northeastern (1/6/07)

**STEALS**  
 Season 1, four times, most recently at Old Dominion (1/24/07)  
 Career 1, seven times, most recently at Old Dominion (1/24/07)

**BLOCKED SHOTS**  
 Season 1 vs. Northeastern (1/6/07)  
 Career 1 vs. Northeastern (1/6/07)

**MINUTES**  
 Season 21 at Delaware (1/13/07)  
 Career 21 at Delaware (1/13/07)

### CARRABINE'S 2006-07 GAME-BY-GAME STATISTICS

Date	Opp	Min	FG-A	Pct	3FG-A	Pct	FT-A	Pct	O-D	Tot	PF	A	TO	B	S	Pts
N11	at Kansas St.	3	0-0	.000	0-0	.000	0-0	.000	0-0	0	0	0	0	0	0	0
N20	Wagner	12	1-1	1.000	0-0	.000	2-3	.667	0-1	1	0	0	0	0	0	4
N25	at Holy Cross	2	0-0	.000	0-0	.000	0-0	.000	0-0	0	0	0	0	0	0	0
N28	at Navy	18	3-7	.429	3-7	.429	0-0	.000	0-0	0	0	0	1	0	0	9
D1	Jacksonville St.	14	1-5	.200	0-3	.000	0-0	.000	0-2	2	0	1	0	0	0	2
D2	Cornell	13	2-3	.667	1-2	.500	0-0	.000	1-0	1	1	0	0	0	0	5
D5	Towson	16	3-6	.500	3-6	.500	1-2	.500	0-2	2	2	0	0	0	0	10
D8	North Florida	10	2-3	.667	1-2	.500	0-0	.000	0-1	1	0	0	1	0	0	5
D22	UMBC	13	2-5	.400	1-3	.333	0-0	.000	0-4	4	1	0	0	0	1	5
D28	Hampton	15	2-4	.500	2-4	.500	0-0	.000	1-0	1	0	1	1	0	0	6
D31	Richmond	15	2-4	.500	2-4	.500	1-2	.500	1-1	2	1	0	1	0	0	7
J3	at GMU	17	2-3	.667	1-2	.500	0-0	.000	1-3	4	0	1	1	0	1	5
J6	Northeastern	18	2-3	.667	1-2	.500	1-2	.500	0-3	3	1	2	0	1	0	6
J8	at Georgia St.	19	2-4	.500	1-2	.500	0-0	.000	0-1	1	1	0	1	0	1	5
J10	VCU	12	0-1	.000	0-1	.000	0-0	.000	0-0	0	0	0	0	0	0	0
J13	at Delaware	21	2-6	.333	0-3	.000	1-2	.500	0-1	1	0	1	1	0	0	5
J17	GMU	15	1-6	.167	1-5	.200	0-1	.000	0-1	1	0	0	1	0	0	3
J20	at Hofstra	16	0-3	.000	0-2	.000	0-0	.000	1-2	3	2	1	1	0	0	0
J24	at ODU	19	1-7	.143	1-5	.200	1-2	.500	0-0	0	1	0	0	0	1	4
J27	Georgia State	7	0-1	.000	0-1	.000	0-0	.000	1-1	2	1	0	1	0	0	0
J29	at VCU															
J31	JMU															
F3	UNCW															
F7	at JMU															
F10	at UNCW															
F14	Drexel															
F17	ESPN BracketBusters															
F21	at Drexel															
F24	ODU															

### CARRABINE'S CAREER STATISTICS

Season	G-GS	Min-Avg	FG-A	Pct	3FG-A	Pct	FT-A	Pct	OR-DR	Reb-Avg	PF-FO	A	TO	Blk	St	Pts-Avg
2004-05	15-0	75-5.0	6-16	.375	2-10	.200	1-2	.500	2-4	6-0.4	5-0	3	1	0	3	15-1.0
2005-06	8-0	30-3.8	3-11	.273	1-6	.167	2-3	.667	0-4	4-0.5	0-0	0	2	0	0	9-1.1
2006-07	20-2	276-13.8	28-72	.389	18-54	.333	7-14	.500	7-22	29-1.5	11-0	7	10	1	4	81-4.1
<b>Career</b>	<b>43-2</b>	<b>381-8.9</b>	<b>37-99</b>	<b>.374</b>	<b>21-70</b>	<b>.300</b>	<b>10-19</b>	<b>.526</b>	<b>9-30</b>	<b>39-0.9</b>	<b>16-0</b>	<b>10</b>	<b>13</b>	<b>1</b>	<b>7</b>	<b>105-2.4</b>

### CARRABINE'S CAA STATISTICS

Season	G-GS	Min-Avg	FG-A	Pct	3FG-A	Pct	FT-A	Pct	OR-DR	Reb-Avg	PF-FO	A	TO	Blk	St	Pts-Avg
2004-05	9-0	52-5.8	4-9	.444	1-5	.200	1-2	.500	2-4	6-0.7	4-0	0	1	0	1	10-1.1
2005-06	7-0	23-3.3	3-8	.375	1-5	.200	2-3	.667	0-1	1-0.1	0-0	0	0	0	0	9-1.3
2006-07	10-1	160-16.0	13-39	.333	8-29	.276	4-9	.444	3-14	17-1.7	7-0	5	6	1	3	38-3.8
<b>Career</b>	<b>26-1</b>	<b>235-9.0</b>	<b>20-57</b>	<b>.351</b>	<b>10-39</b>	<b>.256</b>	<b>7-14</b>	<b>.500</b>	<b>5-19</b>	<b>24-0.9</b>	<b>11-0</b>	<b>5</b>	<b>7</b>	<b>1</b>	<b>4</b>	<b>57-2.2</b>

# 22

# DANNY SUMNER

Fr. - F - 6-7 - 190 (Fairfax, Va./Paul VI)

## SINGLE-GAME HIGHS

### POINTS

Season 12 vs. Wagner (11/20/06)  
 Career 12 vs. Wagner (11/20/06)

### FIELD GOALS

Season 5 vs. Wagner (11/20/06)  
 Career 5 vs. Wagner (11/20/06)

### FIELD GOAL ATTEMPTS

Season 10 vs. Wagner (11/20/06)  
 Career 10 vs. Wagner (11/20/06)

### 3-POINT FIELD GOALS

Season 2 vs. Wagner (11/20/06)  
 Career 2 vs. Wagner (11/20/06)

### 3-POINT FIELD GOAL ATTEMPTS

Season 5 vs. Wagner (11/20/06)  
 Career 5 vs. Wagner (11/20/06)

### FREE THROWS

Season 2 at Delaware (1/13/07)  
 Career 2 at Delaware (1/13/07)

### FREE THROW ATTEMPTS

Season 6 vs. Jacksonville State (12/1/06)  
 Career 6 vs. Jacksonville State (12/1/06)

### REBOUNDS

Season 4 at Holy Cross (11/25/06)  
 Career 4 at Holy Cross (11/25/06)

### ASSISTS

Season 1, four times, most recently  
 vs. Towson (12/5/06)  
 Career 1, four times, most recently  
 vs. Towson (12/5/06)

### STEALS

Season 1, three times, most recently  
 vs. Jacksonville State (12/1/06)  
 Career 1, three times, most recently  
 vs. Jacksonville State (12/1/06)

### BLOCKED SHOTS

Season 1 vs. Jacksonville State (12/1/06)  
 Career 1 vs. Jacksonville State (12/1/06)

### MINUTES

Season 19 at Navy (11/28/06)  
 Career 19 at Navy (11/28/06)

- Scored four points in the second half at Delaware (1/13/07)
- Highlight reel two-handed dunk after driving the left baseline in the first half at Georgia State (1/8/07)
- Made first career start against Cornell (12/2/06)
- Scored his first collegiate points with 12 on 5-of-10 from the field against Wagner (11/20/06)
- Pulled down three rebounds, all offensive, against the Seahawks
- Played 12 minutes and finished with two points, three rebounds and a block against Barton College
- His two points against the Bulldogs came on a follow-up two-handed dunk
- Named to the *Washington Post* First-Team All-Metro squad as a senior
- Honored with the Ron Johnson Award as the Five Star Most Promising Guard Prospect
- A First-Team *D.C. Examiner* and WCACA All-Conference selection
- Named the Virginia Independent Schools State Player of the Year in 2006
- Averaged 19.3 points, 8.6 rebounds, 2.0 assists and 2.0 blocks per game as a senior at Paul VI Catholic
- Led team to the Virginia Independent Schools Division I State final in 2004 and 2005, while advancing to the semifinals in 2006
- A honorable mention *Washington Post* All-Metro pick as a junior
- First W&M player from Paul VI since David Cully, who graduated from W&M in 1996 as the College's all-time blocked shots leader (248)

## SUMNER'S 2006-07 GAME-BY-GAME STATISTICS

Date	Opp	Min	FG-A	Pct	3FG-A	Pct	FT-A	Pct	O-D	Tot	PF	A	TO	B	S	Pts
N11	at Kansas St.	6	0-1	.000	0-1	.000	0-0	.000	0-0	0	1	1	1	0	0	0
N20	Wagner	16	5-10	.500	2-5	.400	0-0	.000	3-0	3	0	1	0	0	1	12
N25	at Holy Cross	14	1-4	.250	0-0	.000	0-1	.000	2-2	4	0	0	2	0	0	2
N28	at Navy	19	2-8	.250	0-3	.000	0-0	.000	1-0	1	0	1	1	0	1	4
D1	Jacksonville St.	10	0-4	.000	0-0	.000	0-6	.000	2-0	2	0	0	0	1	1	0
D2	Cornell	10	1-4	.250	0-2	.000	0-0	.000	0-0	0	0	0	1	0	0	2
D5	Towson	3	0-2	.000	0-1	.000	0-0	.000	0-1	1	0	1	0	0	0	0
D8	North Florida	1	0-1	.000	0-1	.000	0-0	.000	0-0	0	0	0	0	0	0	0
D22	UMBC															DNP
D28	Hampton															DNP
D31	Richmond															DNP
J3	at GMU															DNP
J6	Northeastern															DNP
J8	at Georgia St.	3	1-1	1.000	0-0	.000	0-0	.000	0-0	0	0	0	0	0	0	2
J10	VCU	3	1-2	.500	0-1	.000	0-0	.000	0-0	0	0	0	0	0	0	2
J13	at Delaware	8	1-2	.500	0-0	.000	2-2	.500	0-0	0	2	0	2	0	0	4
J17	GMU															DNP
J20	at Hofstra	0+	0-0	.000	0-0	.000	0-0	.000	0-0	0	0	0	0	0	0	0
J24	at ODU															DNP
J27	Georgia State	8	0-1	.000	0-0	.000	0-0	.000	1-1	2	0	0	1	0	0	0
J29	at VCU															
J31	JMU															
F3	UNCW															
F7	at JMU															
F10	at UNCW															
F14	Drexel															
F17	ESPN BracketBusters															
F21	at Drexel															
F24	ODU															

\* Games started

## SUMNER'S CAREER STATISTICS

Season	G-GS	Min-Avg	FG-A	Pct	3FG-A	Pct	FT-A	Pct	OR-DR	Reb-Avg	PF-FO	A	TO	Blk	St	Pts-Avg
2006-07	13-1	101-7.8	12-40	.300	2-14	.143	2-9	.222	9-4	13-1.0	3-0	4	8	1	3	28-2.2
<b>Career</b>	<b>13-1</b>	<b>101-7.8</b>	<b>12-40</b>	<b>.300</b>	<b>2-14</b>	<b>.143</b>	<b>2-9</b>	<b>.222</b>	<b>9-4</b>	<b>13-1.0</b>	<b>3-0</b>	<b>4</b>	<b>8</b>	<b>1</b>	<b>3</b>	<b>28-2.2</b>

## SUMNER'S CAA STATISTICS

Season	G-GS	Min-Avg	FG-A	Pct	3FG-A	Pct	FT-A	Pct	OR-DR	Reb-Avg	PF-FO	A	TO	Blk	St	Pts-Avg
2006-07	6-0	25-4.2	3-8	.375	0-2	.000	2-2	1.000	1-2	3-0.5	2-0	1	3	0	0	8-1.3
<b>Career</b>	<b>6-0</b>	<b>25-4.2</b>	<b>3-8</b>	<b>.375</b>	<b>0-2</b>	<b>.000</b>	<b>2-2</b>	<b>1.000</b>	<b>1-2</b>	<b>3-0.5</b>	<b>2-0</b>	<b>1</b>	<b>3</b>	<b>0</b>	<b>0</b>	<b>8-1.3</b>

# 23

## CHRIS DARNELL

**So. - F - 6-8 - 210 (Fredericksburg, Va./North Stafford)**

- Equalled his career high with eight points against Georgia State (1/27/07), including a thunderous baseline dunk
- Played a career-high 26 minutes and pulled down four rebounds at Old Dominion (1/24/07)
- Had a career-high two blocked shots vs. Cornell (12/2/06)
- Started his first game of the season and second of his career at Navy (11/28/06)
- Turned in an all-around solid performance against Wagner (11/20/06) with seven points, five rebounds and a career-high three assists in 15 minutes off the bench
- Came off the bench in Tribe's exhibition win over Barton College, finishing with three points, three rebounds and two assists in 14 minutes of action
- Earned his first career start against Hofstra (2/20/06)
- In his first career game against Maine (11/18/05), knocked down a pair of 3-point field goals on his way to six points, four rebounds and two assists in 15 minutes
- Tallied a season-high eight points on 3-of-5 from the field to go along with a career-best seven rebounds against Delaware (2/15/06)
- Led the team in rebounding on three occasions, including back-to-back games with seven boards against Delaware (2/15/06) and four vs. Hofstra (2/20/06)
- Selected to the Virginia Group AAA All-State Second-Team by the *Associated Press*
- Set North Stafford High School's career scoring record with 1,464 points

### DARNELL'S 2006-07 GAME-BY-GAME STATISTICS

Date	Opp	Min	FG-A	Pct	3FG-A	Pct	FT-A	Pct	O-D	Tot	PF	A	TO	B	S	Pts
N11	at Kansas St.	9	1-2	.500	1-1	1.000	0-0	.000	0-3	3	1	1	1	0	0	3
N20	Wagner	15	3-5	.600	1-1	1.000	0-0	.000	3-2	5	1	3	1	0	0	7
N25	at Holy Cross	3	0-1	.000	0-0	.000	0-0	.000	0-0	0	0	0	0	0	0	0
N28	at Navy	10	0-1	.000	0-0	.000	0-0	.000	0-2	2	1	1	2	1	0	0
D1	Jacksonville St.	16	0-3	.000	0-0	.000	0-2	.000	0-5	5	2	1	3	0	0	0
D2	Cornell	17	1-2	.500	0-0	.000	1-1	1.000	0-1	1	2	3	2	2	1	3
D5	Towson	4	0-0	.000	0-0	.000	2-2	1.000	1-2	3	2	0	2	0	0	2
D8	North Florida	9	0-0	.000	0-0	.000	0-0	.000	0-0	0	1	0	1	0	1	0
D22	UMBC	12	0-0	.000	0-0	.000	0-0	.000	0-0	0	1	0	0	0	0	0
D28	Hampton	3	0-1	.000	0-0	.000	0-0	.000	0-0	0	0	0	0	0	0	0
D31	Richmond	10	1-3	.333	0-1	.000	0-2	.000	1-2	3	2	1	1	0	0	2
J3	at GMU	11	1-5	.200	0-3	.000	0-0	.000	1-3	4	2	1	0	0	0	2
J6	Northeastern	10	1-3	.333	0-1	.000	0-0	.000	2-1	3	0	0	1	0	0	2
J8	at Georgia St.	14	2-2	1.000	0-0	.000	1-2	.500	0-1	1	2	0	0	1	0	5
J10	VCU	9	0-1	.000	0-0	.000	0-0	.000	0-1	1	1	1	1	0	1	0
J13	at Delaware	8	1-2	.500	0-1	.000	0-0	.000	0-1	1	3	0	0	1	0	2
J17	GMU	1	0-0	.000	0-0	.000	0-0	.000	0-0	0	0	0	0	0	0	0
J20	at Hofstra	8	1-1	1.000	0-0	.000	0-0	.000	0-1	1	1	0	0	0	0	2
J24	at ODU	26	0-3	.000	0-1	.000	1-4	.250	0-4	4	0	1	0	1	0	1
J27	Georgia State	8	3-3	1.000	1-1	1.000	1-1	1.000	0-0	0	2	2	0	0	0	8
J29	at VCU															
J31	JMU															
F3	UNCW															
F7	at JMU															
F10	at UNCW															
F14	Drexel															
F17	ESPN BracketBusters															
F21	at Drexel															
F24	ODU															

• Games started

### DARNELL'S CAREER STATISTICS

Season	G-GS	Min-Avg	FG-A	Pct	3FG-A	Pct	FT-A	Pct	OR-DR	Reb-Avg	PF-FO	A	TO	Blk	St	Pts-Avg
2005-06	21-1	237-11.3	23-60	.383	4-18	.222	5-8	.625	14-32	46-2.2	5-0	13	13	3	3	55-2.6
2006-07	20-2	203-10.2	15-38	.395	3-10	.300	6-14	.429	6-28	34-1.7	24-0	15	15	6	3	39-2.0
<b>Career</b>	<b>41-3</b>	<b>440-10.7</b>	<b>38-98</b>	<b>.388</b>	<b>7-28</b>	<b>.250</b>	<b>11-22</b>	<b>.500</b>	<b>20-60</b>	<b>80-2.0</b>	<b>29-0</b>	<b>28</b>	<b>28</b>	<b>9</b>	<b>6</b>	<b>94-2.3</b>

### DARNELL'S CAA STATISTICS

Season	G-GS	Min-Avg	FG-A	Pct	3FG-A	Pct	FT-A	Pct	OR-DR	Reb-Avg	PF-FO	A	TO	Blk	St	Pts-Avg
2005-06	15-1	174-11.6	16-47	.340	2-13	.154	5-8	.625	12-23	35-2.3	3-0	9	10	3	3	39-2.6
2006-07	10-0	99-9.9	9-20	.450	1-7	.143	5-10	.556	4-14	18-1.8	13-0	5	4	3	1	24-2.4
<b>Career</b>	<b>25-1</b>	<b>273-10.9</b>	<b>25-67</b>	<b>.373</b>	<b>3-20</b>	<b>.150</b>	<b>10-18</b>	<b>.529</b>	<b>16-36</b>	<b>53-2.1</b>	<b>16-0</b>	<b>14</b>	<b>14</b>	<b>6</b>	<b>4</b>	<b>63-2.5</b>

### SINGLE-GAME HIGHS

<b>POINTS</b>	
Season	8 vs. Georgia State (1/27/07)
Career	8 vs. Georgia State (1/27/07) 8 vs. Delaware (2/15/06)
<b>FIELD GOALS</b>	
Season	3 vs. Georgia State (1/27/07) 3 vs. Wagner (11/20/06)
Career	3, five times, most recently vs. Georgia State (1/27/07)
<b>FIELD GOAL ATTEMPTS</b>	
Season	5 at George Mason (1/3/07) 5 vs. Wagner (11/20/06)
Career	6 vs. Georgia State (2/4/06) 6 at UNC Wilmington (1/7/06)
<b>3-POINT FIELD GOALS</b>	
Season	1, three times, most recently vs. Georgia State (1/27/07)
Career	2 vs. Maine (11/18/05)
<b>3-POINT FIELD GOAL ATTEMPTS</b>	
Season	3 at George Mason (1/3/07)
Career	3 at George Mason (1/3/07) 3 at Towson (12/3/05)
<b>FREE THROWS</b>	
Season	2 vs. Towson (12/5/06)
Career	2 vs. Hofstra (2/20/06)
<b>FREE THROW ATTEMPTS</b>	
Season	2, five times, most recently at Old Dominion (1/24/07)
Career	2, eight times, most recently at Old Dominion (1/24/07)
<b>REBOUNDS</b>	
Season	5 vs. Wagner (11/20/06)
Career	7 vs. Delaware (2/15/06)
<b>ASSISTS</b>	
Season	3 vs. Cornell
Career	3 vs. Wagner (11/20/06) 3, four times, most recently vs. Cornell (12/2/06)
<b>STEALS</b>	
Season	1, three times, most recently vs. VCU (1/10/07)
Career	1, six times, most recently vs. VCU (1/10/07)
<b>BLOCKED SHOTS</b>	
Season	2 vs. Cornell (12/2/06)
Career	2 vs. Cornell (12/2/06)
<b>MINUTES</b>	
Season	26 at Old Dominion (1/24/07)
Career	26 at Old Dominion (1/24/07)

## SINGLE-GAME HIGHS

**POINTS**  
 Season 26 vs. VCU (1/10/07)  
 Career 26 vs. VCU (1/10/07)

**Field Goals**  
 Season 7, three times, most recently at Hofstra (1/20/07)  
 Career 7, five times, most recently at Hofstra (1/20/07)

**FIELD GOAL ATTEMPTS**  
 Season 16 vs. Towson (12/5/06)  
 16 at Navy (11/28/06)  
 Career 16 vs. Towson (12/5/06)  
 16 at Navy (11/28/06)

**3-Point Field Goals**  
 Season 2, three times, most recently vs. Georgia State (1/27/07)  
 Career 3 at Drexel (2/23/06)

**3-POINT FIELD GOAL ATTEMPTS**  
 Season 4, five times, most recently at Hofstra (1/20/07)  
 Career 4, six times, most recently at Hofstra (1/20/07)

**FREE THROWS**  
 Season 10 vs. VCU (1/10/07)  
 Career 10 vs. VCU (1/10/07)

**FREE THROW ATTEMPTS**  
 Season 11 vs. VCU (1/10/07)  
 Career 11 vs. VCU (1/10/07)

**REBOUNDS**  
 Season 9 at George Mason (1/3/07)  
 Career 9 at George Mason (1/3/07)

**ASSISTS**  
 Season 5 vs. George Mason (1/16/07)  
 Career 8 vs. Campbell (11/26/05)

**STEALS**  
 Season 4 at Hofstra (1/20/07)  
 4 vs. VCU (1/10/07)  
 Career 4, four times, most recently at Hofstra (1/20/07)

**BLOCKED SHOTS**  
 Season 1 at Navy (11/28/06)  
 Career 1, three times, most recently at Navy (11/28/06)

**MINUTES**  
 Season 36 at Hofstra (1/20/07)  
 36 at Holy Cross (11/25/06)  
 Career 36 at Hofstra (1/20/07)

# 24

# ADAMPAYTON

**Sr. - G - 6-3 - 195 (Burlington, N.J./The Lawrenceville School)**

- Leads W&M and ranks 16th in the CAA in scoring at 13.3 per game
- Scored in double digits 15 times and led W&M in scoring on nine occasions
- Averaging 15.4 points per game in CAA games, which ranks ninth in the league
- Over the Tribe's last six games has averaged 17.3 points and 2.3 steals per game, while shooting 55 percent from the field
- Scored 16 of his 23 points in the second half at Hofstra and tied his career-high for the second time in four games with four steals
- Turned in a career game vs. VCU (1/10/07), leading all scorers with 26 points to go along with a career-high tying four steals
- Scored the final four points, all free throws, leading W&M to a 60-57 win over Northeastern with 15 points, including 8-of-9 from the free throw line
- Tallied 10 of his 12 points in the second half at George Mason (1/3/07), including the game clinching free throws
- Pulled down a career-high nine rebounds, including four offensive at GMU
- Earned W&M Tip-Off MVP honors with an exceptional performance over the final five minutes against Cornell (12/2/06) to lead the Tribe back from a 13-point deficit
- Team Co-Captain with senior Adam Trumbower
- Topped W&M in steals in 2005-06, ranking eighth in the CAA
- Had a career-high 20 points against Virginia Tech (12/27/05) on 7-of-9 shooting and a perfect 5-of-5 from the free throw line

### PAYTON'S 2006-07 GAME-BY-GAME STATISTICS

Date	Opp	Min	FG-A	Pct	3FG-A	Pct	FT-A	Pct	O-D	Tot	PF	A	TO	B	S	Pts
N11	at Kansas St.	29	2-8	.250	0-2	.000	1-1	1.000	1-2	3	1	2	3	0	0	5
N20	Wagner	21	4-6	.667	1-3	.333	0-0	.000	1-7	8	1	2	1	0	2	9
N25	at Holy Cross	36	5-14	.357	1-4	.250	4-5	.800	2-3	5	3	3	1	0	1	15
N28	at Navy	28	5-16	.313	0-2	.000	2-2	1.000	3-0	3	3	1	2	1	2	12
D1	Jacksonville St.	26	6-10	.600	1-2	.500	5-6	.833	2-3	5	1	0	4	0	2	18
D2	Cornell	34	1-5	.200	0-1	.000	8-10	.800	1-1	2	0	1	3	0	3	10
D5	Towson	28	7-16	.438	1-4	.250	1-2	.500	0-4	4	5	0	1	0	1	16
D8	North Florida	26	4-10	.400	1-3	.333	1-1	1.000	1-2	3	1	0	3	0	3	10
D22	UMBC	32	1-2	.500	1-1	1.000	4-4	1.000	0-4	4	1	4	1	0	0	7
D28	Hampton	33	4-7	.571	2-2	1.000	2-2	1.000	1-1	2	2	2	4	0	1	12
D31	Richmond	33	4-7	.571	1-2	.500	4-6	.667	1-3	4	1	2	3	0	1	13
J3	at GMU	31	5-14	.357	0-2	.000	2-2	1.000	4-5	9	2	2	2	0	1	12
J6	Northeastern	33	3-9	.333	1-2	.500	8-9	.889	0-2	2	1	2	1	0	2	15
J8	at Georgia St.	28	3-8	.375	0-2	.000	1-1	1.000	2-2	4	0	1	4	0	1	7
J10	VCU	35	7-13	.538	2-2	1.000	10-11	.909	3-2	5	2	2	5	0	4	26
J13	at Delaware	33	8-14	.571	1-4	.250	2-4	.500	1-3	4	2	2	1	0	3	19
J17	GMU	30	1-6	.167	0-4	.000	2-3	.667	1-2	3	2	5	3	0	0	4
J20	at Hofstra	36	7-12	.583	1-4	.250	8-8	1.000	1-2	3	2	2	1	0	4	23
J24	at ODU	34	5-9	.556	0-2	.000	5-5	1.000	2-4	6	3	0	2	0	2	15
J27	Georgia State	32	5-6	.833	2-2	1.000	5-6	.833	1-0	1	1	1	3	0	1	17
J29	at VCU															
J31	JMU															
F3	UNCW															
F7	at JMU															
F10	at UNCW															
F14	Drexel															
F17	ESPN BracketBusters															
F21	at Drexel															
F24	ODU															

\* Games started

### PAYTON'S CAREER STATISTICS

Season	G-GS	Min-Avg	FG-A	Pct	3FG-A	Pct	FT-A	Pct	OR-DR	Reb-Avg	PF-FO	A	TO	Blk	St	Pts-Avg
2002-03†	23-0	179-7.8	10-28	.357	6-12	.500	3-12	.250	0-5	5-0.2	14-0	12	13	0	8	29-1.3
2003-04†	29-0	252-8.7	25-46	.543	5-12	.417	9-18	.500	0-21	21-0.7	14-0	22	25	1	8	64-2.2
2005-06	28-26	675-24.1	70-145	.483	14-30	.467	42-63	.667	23-48	71-2.5	41-1	50	53	1	45	196-7.0
2006-07	20-18	618-30.9	87-192	.453	16-50	.320	75-88	.852	28-52	80-4.0	34-1	34	48	1	34	265-13.3
<b>Career</b>	<b>100-44</b>	<b>1714-17.1</b>	<b>192-411</b>	<b>.467</b>	<b>41-104</b>	<b>.394</b>	<b>129-181</b>	<b>.713</b>	<b>51-126</b>	<b>177-1.8</b>	<b>103-2</b>	<b>118</b>	<b>133</b>	<b>3</b>	<b>96</b>	<b>554-5.5</b>

† at Vanderbilt

### PAYTON'S CAA STATISTICS

Season	G-GS	Min-Avg	FG-A	Pct	3FG-A	Pct	FT-A	Pct	OR-DR	Reb-Avg	PF-FO	A	TO	Blk	St	Pts-Avg
2005-06	18-17	413-22.9	36-86	.419	8-20	.400	15-24	.625	14-26	40-2.2	28-1	28	33	0	24	95-5.3
2006-07	10-9	320-32.0	51-107	.477	8-28	.286	44-51	.863	15-26	41-4.1	15-0	17	23	0	19	154-15.4
<b>Career</b>	<b>28-26</b>	<b>733-26.2</b>	<b>87-193</b>	<b>.451</b>	<b>16-48</b>	<b>.333</b>	<b>59-75</b>	<b>.787</b>	<b>29-52</b>	<b>81-2.9</b>	<b>43-1</b>	<b>45</b>	<b>56</b>	<b>0</b>	<b>43</b>	<b>249-8.9</b>

# 25

## CHRIS STRATTON

Jr. - F - 6-6 - 205 (Burke, Va./Lake Braddock)

- Capped the Tribe's 81-65 win over Georgia State (1/27/07) with a two-handed dunk
- Saw first action of the 2006-07 season against Wagner (11/20/06) and scored two points
- Walk on forward from Burke, Va.
- Appeared in nine games, averaging 0.3 points and 0.7 rebounds per game in 2005-06
- Notched a season-high two points in six minutes of action at Towson (12/3/05)
- Pulled down a season-high three rebounds in the season-opening victory over Maine (11/18/05)
- Played in 14 games and earned first career start against Hofstra (1/31/05) as a freshman
- Scored a career-high four points against Longwood (12/1/04)
- Pulled down four rebounds, including three offensive, at UNC Greensboro (12/20/04)

### SINGLE-GAME HIGHS

**POINTS**  
 Season 2 vs. Georgia State (1/27/07)  
 2 vs. Wagner (11/20/06)  
 Career 4 vs. Longwood (12/1/04)

**FIELD GOALS**  
 Season 1 vs. Georgia State (1/27/07)  
 1 vs. Wagner (11/20/06)  
 Career 1, seven times, most recently vs. Georgia State (1/27/07)

**FIELD GOAL ATTEMPTS**  
 Season 1 vs. Georgia State (1/27/07)  
 1 vs. Wagner (11/20/06)  
 Career 3 at UNC Greensboro (12/20/04)

**3-POINT FIELD GOALS**  
 Season None  
 Career None

**3-POINT FIELD GOAL ATTEMPTS**  
 Season None  
 Career 1 at George Mason (1/29/05)

**FREE THROWS**  
 Season None  
 Career 2 vs. Longwood (12/1/04)

**FREE THROW ATTEMPTS**  
 Season 1 vs. Wagner (11/20/06)  
 Career 2 vs. Hofstra (2/20/06)

**Rebounds**  
 Season None  
 Career 4 at UNC Greensboro (12/20/04)

**Assists**  
 Season None  
 Career 1, three times, most recently at Old Dominion (2/9/06)

**STEALS**  
 Season None  
 Career 1, three times, most recently vs. Hofstra (2/20/06)

**BLOCKED SHOTS**  
 Season None  
 Career 1 vs. Hofstra (2/20/06)

**MINUTES**  
 Season 2 vs. Georgia State (1/27/07)  
 2 vs. Wagner (11/20/06)

### STRATTON'S 2006-07 GAME-BY-GAME STATISTICS

Date	Opp	Min	FG-A	Pct	3FG-A	Pct	FT-A	Pct	O-D	Tot	PF	A	TO	B	S	Pts
N11	at Kansas St.						DNP									
N20	Wagner	2	1-1	1.000	0-0	.000	0-0	.000	1-0	1	0	0	0	0	0	2
N25	at Holy Cross						DNP									
N28	at Navy						DNP									
D1	Jacksonville St.						DNP									
D2	Cornell						DNP									
D5	Towson						DNP									
D8	North Florida	1	0-0	.000	0-0	.000	0-0	.000	0-0	0	0	0	0	0	0	0
D22	UMBC						DNP									
D28	Hampton						DNP									
D31	Richmond						DNP									
J3	at GMU						DNP									
J6	Northeastern						DNP									
J8	at Georgia St.	0+	0-0	.000	0-0	.000	0-0	.000	0-0	0	0	0	0	0	0	0
J10	VCU						DNP									
J13	at Delaware						DNP									
J17	GMU						DNP									
J20	at Hofstra						DNP									
J24	at ODU						DNP									
J27	Georgia State	2	1-1	1.000	0-0	.000	0-0	.000	0-0	0	0	0	1	0	0	2
J29	at VCU						DNP									
J31	JMU						DNP									
F3	UNCW						DNP									
F7	at JMU						DNP									
F10	at UNCW						DNP									
F14	Drexel						DNP									
F17	ESPN BracketBusters						DNP									
F21	at Drexel						DNP									
F24	ODU						DNP									

\* Games started

### STRATTON'S CAREER STATISTICS

Season	G-GS	Min-Avg	FG-A	Pct	3FG-A	Pct	FT-A	Pct	OR-DR	Reb-Avg	PF-FO	A	TO	Blk	St	Pts-Avg
2004-05	14-1	82-5.9	5-9	.556	0-1	.000	2-2	1.000	7-7	14-1.0	6-0	2	5	0	1	12-0.9
2005-06	9-0	24-2.7	1-3	.333	0-0	.000	1-2	.500	2-4	6-0.7	1-0	1	1	1	2	3-0.3
2006-07	4-0	5-1.3	2-2	1.000	0-0	.000	0-0	.000	1-0	1-0.3	0-0	0	1	0	0	4-1.0
<b>Career</b>	<b>27-1</b>	<b>111-4.1</b>	<b>8-14</b>	<b>.571</b>	<b>0-1</b>	<b>.000</b>	<b>3-4</b>	<b>.750</b>	<b>10-11</b>	<b>21-0.8</b>	<b>7-0</b>	<b>3</b>	<b>7</b>	<b>1</b>	<b>3</b>	<b>19-0.7</b>

### STRATTON'S CAA STATISTICS

Season	G-GS	Min-Avg	FG-A	Pct	3FG-A	Pct	FT-A	Pct	OR-DR	Reb-Avg	PF-FO	A	TO	Blk	St	Pts-Avg
2004-05	7-1	51-7.3	2-3	.667	0-1	.000	0-0	.000	2-3	5-0.7	6-0	0	2	0	1	4-0.6
2005-06	8-0	18-2.3	1-2	.500	0-0	.000	1-2	.500	0-3	3-0.4	1-0	1	1	1	2	3-0.4
2006-07	2-0	2-1.0	1-1	1.000	0-0	.000	0-0	.000	0-0	0-0.0	0-0	0	1	0	0	2-1.0
<b>Career</b>	<b>17-1</b>	<b>71-4.2</b>	<b>4-6</b>	<b>.667</b>	<b>0-1</b>	<b>.000</b>	<b>1-2</b>	<b>.500</b>	<b>2-6</b>	<b>8-0.5</b>	<b>7-0</b>	<b>1</b>	<b>4</b>	<b>1</b>	<b>3</b>	<b>9-0.5</b>

## THE LAST TIME...

### TEAM

Played AP No. 1 team: at #1 Duke, L - 97-61, 12/30/91  
 Defeated team ranked 2-10 by AP: vs. #2 North Carolina, 78-75, 12/7/77  
 Defeated team ranked in the AP Top 25: vs. #2 North Carolina, 78-75, 12/7/77  
 Defeated A.P. top 25 on the road: at #8 West Virginia, 89-76, 3/3/61

### W&M INDIVIDUALS

Had a triple-double: not since 1986-87  
 Had a double-double: Corey Cofield (19 pts., 11 rebs.) at Northeastern, 2/2/06  
 Had 30-plus points and 10-plus rebounds: Jeff Cohen (49 pts., 31 rebs.) vs. Richmond, 2/25/61  
 Four players in double figures: Adam Payton (26), Nathan Mann (14), Alex Smith (12) and David Schneider (10) vs. VCU, 1/10/07  
 Five players in double figures: Brian Hutt (13), Corey Cofield (12), Calvin Baker (11), Laimis Kiselius (10) and Taylor Mokris (10) at James Madison 2/11/06  
 Six players in double figures: Todd Cauthorn (17 pts.), Thomas Roberts (14), Brendan Connor, Matt Verkey (13 each), Sean Duff (12), and David Cully (11) vs. Shenandoah, 12/22/92  
 Scored 30-39 points: Adam Hess (36) at Drexel, 2/7/04  
 Scored 40-49 points: Jeff Cohen (49) vs. Richmond, 2/25/61  
 Two or more players score 20-29 points in the same game: Nick D'Antoni (25) and Nathan Mann (25) vs. George Mason, 2/12/05  
 Perfect at FT line (10 att.): Adam Hess (12-12) vs. VCU, 1/18/03  
 Perfect beyond 3-point line (5 att.): Never  
 Had 15-19 Rebounds: Adam Hess (15) at VCU, 2/25/02  
 Had 10 or more assists: Nick D'Antoni (11) at George Mason, 1/31/04  
 Had 6 or more steals: Adam Hess (6) at George Mason, 1/31/04  
 Had 5 or more blocked shots: David Cully (10) vs. George Mason, 2/26/96

### OPPONENT INDIVIDUALS

Had a triple-double: Michael Anderson (10 pts., 11 rebs., 10 assts.), Drexel, 11/30/85  
 Had a double-double: Loren Stokes (30 pts, 15 reb.), Hofstra, 1/20/07  
 Four players in double figures: Will Thomas (19 pts.), Folarin Campbell (17), Jordan Carter (12) and John Vaughan (12), George Mason, 1/16/07  
 Five players in double figures: Jose Juan Barea (17 pts.), Shawn James, Adrian Martinez (13), Bennett Davis, Aaron Davis (11), Northeastern, 2/2/06  
 Six players in double figures: Vic Hamilton (24), Jonathan Kerner (16), Deron Rippey (14), Tim Basham (11), Othello Meadows (11), and Tony Parham (11), East Carolina, 2/14/96  
 Scored 30-39 points: Loren Stokes (30 pts.), Hofstra, 1/20/07  
 Scored 40-49 points: Anton Gill (40 pts.), East Carolina, 1/19/94  
 Two or more players score 20-29 points in the same game: Lo-

ren Stokes (30) and Antoine Agudio (22), Hofstra, 1/20/07  
 Perfect at FT line (10 att.): Bill Mayew (14-14), UNCW, 1/29/97  
 Had 15-19 Rebounds: Loren Stokes (15 Rebs.), Hofstra, 1/20/07  
 Had 10 or more assists: Brian Johnson (10), Delaware, 1/13/07  
 Had 6 or more steals: Keith Simmons (7), Holy Cross, 11/25/06  
 Had 5 or more blocked shots: Shawn James (8), Northeastern, 2/2/06

### W&M FIELD GOAL SHOOTING

Shot 50 percent or better: .609 vs. Georgia State, 1/27/07  
 Shot 60 percent or better: .609 vs. Georgia State, 1/27/07  
 Shot 70 percent or better: .746 vs. Virginia Wesleyan, 2/1/84  
 Made 30-39 field goals: 32 vs. Wagner, 11/20/06  
 Made 40-49 field goals: 43 vs. George Mason, 2/27/95  
 Made 50 or more field goals: not since 1986-87  
 Attempted 60-69 field goals: 64 vs. Wagner, 11/20/06  
 Attempted 70-79 field goals: 72 at Northeastern, 2/2/06  
 Attempted 80-89 field goals: 84 vs. George Mason, 2/12/05  
 Attempted 90 or more field goals: not since 1986-87

### OPPONENT FIELD GOAL SHOOTING

Shot 50 percent or better: .511, Georgia State, 1/27/07  
 Shot 60 percent or better: .614, Navy, 11/28/06  
 Shot 70 percent or better: .705, Navy, 3/8/85  
 Made 30-39 field goals: 32, Hofstra, 2/20/06  
 Made 40-49 field goals: 40, George Mason, 2/27/95  
 Made 50 or more field goals: not since 1986-87  
 Attempted 60-69 field goals: 62, Jacksonville State, 12/1/06  
 Attempted 70-79 field goals: 71, Old Dominion, 2/9/06  
 Attempted 80-89 field goals: 80, Kansas State, 11/11/06  
 Attempted 90 or more field goals: 94, George Mason, 2/27/95

### W&M THREE-POINT SHOOTING

Shot 50 percent or better: .500 vs. UNC-Greensboro, 12/21/05  
 Shot 60 percent or better: .750 vs. Old Dominion, 2/16/01  
 Shot 70-79 percent: .750 vs. Old Dominion, 2/17/01  
 Made 10-14 3-point field goals: 12 vs. Georgia State, 1/27/07  
 Made 15 or more 3-pt. field goals: 16 vs. George Mason, 1/24/96  
 Attempted 20-29 3-point field goals: 25 vs. Georgia State, 1/27/07  
 Attempted 30-39 3-point field goals: 34 at Radford, 11/24/03

### OPPONENT THREE-POINT SHOOTING

Shot 50 percent or better: .500 vs. VCU, 1/10/07  
 Shot 60 percent or better: .643 at Navy, 11/28/06  
 Shot 70-79 percent: .750 vs. Richmond, 11/30/88  
 Shot 80 percent or better: .800 vs. Wake Forest, 2/4/91  
 Made 10-14 3-point field goals: 11 vs. George Mason, 1/16/07  
 Made 15 or more 3-point field goals: 17 at VCU, 2/19/03  
 Attempted 20-29 3-point field goals: 23 vs. George Mason, 1/16/07  
 Attempted 30-39 3-point field goals: 30 vs. Richmond, 12/31/06



## THE LAST TIME...

---

### W&M FREE THROW SHOOTING

Shot 80 percent or better: .882 (15-17) at Hofstra, 1/20/07  
Shot 90 percent or better: .955 (21-22) vs. UMBC, 12/22/06  
Shot 100 percent: 1.000 (13-13) at Drexel, 2/7/04  
Made 20-29 free throws: 27 vs. VCU, 1/10/07  
Made 30-39 free throws: 32 vs. Hartford, 11/19/04  
Made 40 or more free throws: not since 1964  
Attempted 10 or fewer free throws: 10 vs. George Mason, 1/16/07  
Attempted 30-39 free throws: 34 vs. VCU, 1/10/07  
Attempted 40-49 free throws: 41 vs. Hartford, 11/19/04  
Attempted 50-59 free throws: not since 1986-87  
Attempted 60 or more free throws: not since 1964

### OPPONENT FREE THROW SHOOTING

Shot 80 percent or better: .867 (13-15) at ODU, 1/24/07  
Shot 90 percent or better: .917 (11-12) vs. Northeastern, 1/6/07  
Shot 100 percent: 1.000 at George Mason, 1/26/06  
Made 20-29 free throws: 31 vs. VCU, 1/10/07  
Made 30-39 free throws: 31 vs. VCU, 1/10/07  
Made 40 or more free throws: not since 1964  
Attempted 10 or fewer free throws: 8 vs. North Florida, 12/8/06  
Attempted 30-39 free throws: 37 vs. VCU, 1/10/07  
Attempted 40-49 free throws: 42 at George Mason, 1/3/02  
Attempted 50-59 free throws: not since 1986-87  
Attempted 60 or more free throws: not since 1964

### W&M SCORING

Scored 80 or more points: 81 vs. Georgia State, 1/27/07  
Scored 90 or more points: 90 vs. Georgia State, 2/4/06  
Scored 100 or more points: 101 vs. Elon, 12/22/98  
Scored 110 or more points: 116 vs. George Mason, 2/27/94

### OPPONENT SCORING

Scored 80 or more points: 88 vs. VCU, 1/10/07  
Scored 90 or more points: 91 at VCU, 2/23/05  
Scored 100 or more points: 104 vs. George Mason, 2/12/05  
Scored 110 or more points: 127 at Virginia Tech, 1/29/73

### W&M REBOUNDING

Had 40 or more rebounds: 40 vs. Richmond, 12/31/06  
Had 50 or more rebounds: 51 vs. Maine, 11/18/06  
Had 60 or more rebounds: 67 vs. Marymount, 11/29/95

### OPPONENT REBOUNDING

Had 40 or more rebounds: 40 at Old Dominion, 1/24/07  
Had 50 or more rebounds: 59 at Kansas State, 11/11/06  
Had 60 or more rebounds: 60 at VMI, 2/10/65

### W&M ASSISTS

Had 20 or more assists: 25 vs. Georgia State, 2/4/06  
Had 30 or more assists: 33 vs. George Mason, 2/27/95









