

2006-07

# Tribe

MEN'S BASKETBALL

MEN'S BASKETBALL CONTACT/ASSOCIATE DIRECTOR: KRIS SEARS - PHONE: 757-221-3368 - EMAIL: KASEAR@WM.EDU - FAX: 757-221-3412

**WILLIAM AND MARY TRIBE (0-1, 0-0 CAA)**

VS.

**WAGNER SEAHAWKS (1-2, 0-0 NORTHEAST)**

Nov. 20, 2006 • 7:00 PM

Kaplan Arena at William and Mary Hall (8,600)  
Williamsburg, Va.

### TRIBE TIPS OFF HOME SLATE VS. WAGNER

William and Mary will kick off the home portion of the 2006-07 regular season, hosting Northeast Conference foe Wagner on Monday, Nov. 20. The pre-Thanksgiving affair is slated for a 7 p.m. tip at Kaplan Arena in William and Mary Hall. The Tribe will return to the court for the first time in nine days after the earliest regular-season opener in school history on Nov. 11.

W&M suffered a tough 70-60 loss at Kansas State in the season opener. The Tribe led the Wildcats by 11 points midway through the first half, but could not hold on. Wagner opened the season with two losses, before tallying its first win at Maryland-Eastern Shore on Nov. 18.

The game can be heard live over the Tribe Radio Network with Jay Colley, Bill McDonald and Charlie Woollum on the call. The game also can be followed live over the Internet at TribeAthletics.com.

### STORY LINES

- The Tribe is 6-1 all-time against teams from the Northeast Conference. W&M is a perfect 2-0 against Wagner.

- W&M will look to continue its home-opening winning streak under head coach Tony Shaver. The College is 3-0 in home openers under Shaver, winning by an average of 24 points.

- The Seahawks and Tribe are meeting for the first time since Jan. 3, 1976. W&M defeated Wagner, 80-52, at William and Mary Hall on that date.

### PROBABLE STARTING LINEUPS

#### WILLIAM AND MARY TRIBE

Pos.	No.	Name	Ht.	Wt.	Cl./El.	PPG	APG	RPG	Other
G	2	David Schnieder	6-3	175	Fr./Fr.	18.0	7.0	9.0	4.0 SPG
G	11	Nathan Mann	6-2	190	Jr./Jr.	5.0	1.0	1.0	
G	24	Adam Payton	6-3	195	5th/Sr.	5.0	2.0	3.0	
F	13	Laimis Kisielius	6-8	210	Jr./Jr.	16.0	2.0	2.0	1.00 3FG%
F	15	Peter Stein	6-9	220	So./So.	4.0	2.0	6.0	.500 FG%

#### WAGNER SEAHAWKS

Pos.	No.	Name	Ht.	Wt.	Cl./El.	PPG	APG	RPG	Other
G	23	Mark Porter	6-1	290	Jr./Jr.	15.7	4.7	5.7	
G	33	Justin Drummond	6-6	200	So./So.	7.7	1.3	5.3	1.0 SPG
F	20	Jamal Smith	6-5	210	Jr./So.	14.0	2.0	6.3	.552 FG%
F	15	James Ulrich	6-6	215	Sr./Sr.	10.0	1.7	8.3	1.0 BPG
F	4	Matt Vitale	6-6	210	5th/Sr.	4.3	0.0	2.7	

### 2006-07 W&M MEN'S BASKETBALL SCHEDULE

Overall: 0-1 Home: 0-0 Away: 0-1 Conference: 0-0

#### NOVEMBER

1	BARTON COLLEGE (exh.)	W, 85-73
11	at Kansas State	L, 60-70
20	WAGNER	7 PM
25	at Holy Cross	2 PM
28	at Navy	7 PM

#### DECEMBER

#### 2006 W&M TIP-OFF CLASSIC (WILLIAMSBURG, VA.)

1	Cornell vs. VMI	6 PM
1	JACKSONVILLE STATE	8:30 PM
2	Jacksonville State vs. Cornell or VMI	6 PM
2	CORNELL OR VMI	8:30 PM
5	TOWSON * (TV - CSN-MA; CSN-P)	8 PM
8	NORTH FLORIDA	7 PM
22	UMBC	7 PM
28	HAMPTON	7 PM
31	RICHMOND	2 PM

#### JANUARY

3	at George Mason *	7 PM
6	NORTHEASTERN (TV - CN8) *	12 PM
8	at Georgia State *	6 PM
10	VIRGINIA COMMWE *	7 PM
13	at Delaware *	7 PM
16	GEORGE MASON (TV - ESPN Regional) *	7 PM
20	at Hofstra *	4 PM
24	at Old Dominion *	7 PM
27	GEORGIA STATE *	7 PM
29	at Virginia Commonwealth *	7:30 PM
31	JAMES MADISON *	7 PM

#### FEBRUARY

3	UNC WILMINGTON * (TV - UNCW-TV)	7 PM
7	at James Madison *	7 PM
10	at UNC Wilmington *	7 PM
14	DREXEL *	7 PM
17	ESPN BracketBusters (Away)	
21	at Drexel *	7:30 PM
24	OLD DOMINION *	2 PM

#### MARCH

2	CAA Tournament First Round (Richmond, Va.)
3	CAA Tournament Quarterfinals (Richmond, Va.)
4	CAA Tournament Semifinals (Richmond, Va.)
5	CAA Tournament Final (Richmond, Va.)

\* Colonial Athletic Association game  
CSN-MA - Comcast SportsNet Mid-Atlantic  
CSN-P - Comcast SportsNet Philadelphia

## MEDIA INFORMATION

### WILLIAM AND MARY SPORTS INFORMATION

Kris Sears, Assoc. Director (MBK Contact)  
Office: (757) 221-3368  
Cell: (765) 860-1205  
E-mail: kasear@wm.edu  
Fax: (757) 221-3412  
Website: www.TribeAthletics.com

### CAA TELEPHONIC PRESS CONFERENCES

Members of the media are invited to participate in the CAA's weekly telephonic press conference series. The first call will occur on Jan. 2, continuing each Tuesday morning through Feb. 27. CAA coaches will be available to answer questions beginning at 10 AM. The weekly lineup is listed below. The phone number to take part in the call is **888-677-9010**. Members of the media should contact **Rob Washburn (804-754-1616)** at the CAA office for the password to access the call.

10:00	Tom Pecora (Hofstra)
10:10	Bill Coen (Northeastern)
10:20	Anthony Grant (VCU)
10:30	Blaine Taylor (Old Dominion)
10:40	<b>Tony Shaver (William and Mary)</b>
10:50	Brad Brownell (UNC Wilmington)
11:00	Dean Keener (James Madison)
11:10	Jim Larranaga (George Mason)
11:20	Pat Kennedy (Towson)
11:30	Monte Ross (Delaware)
11:40	Bruiser Flint (Drexel)
11:50	Michael Perry (Georgia State)

### WILLIAM AND MARY RADIO NETWORK

Teaming up once again to call all the action of Tribe basketball over the airwaves will be **Jay Colley, Charlie Woollum** and **Bill McDonald**.

The flagship stations for the radio network are WYTD, 92.3 FM, and WBACH, 107.9 FM. W&M games can be heard on all of the following stations:

WYTD (92.3 FM)	Williamsburg
WBACH (107.9 FM)	Williamsburg
WCLM (1450 AM)	Richmond
WBRG (1050 AM)	Lynchburg

Tribe basketball games can also be heard live via the Internet. Go to the W&M website: **www.TribeAthletics.com** and click on the "Live Audio" link for more information.

### ON THE INTERNET

For complete coverage of all 23 of William and Mary's teams on the Internet, go to **www.TribeAthletics.com**. The official site of Tribe athletics features the most recent press releases, statistics and schedule information, as well as the latest basketball game notes and season updates.

### VIA CELL PHONE

Fans can have final scores for all W&M sports sent as a text message to a cell phone. "eSCORES" is a free service available from Stretch Internet, the Tribe's Internet broadcast partner. To sign up for this service, go to the W&M web site: **www.TribeAthletics.com** and click on the "eSCORES" link at the top of the page.

## SCOUTING WAGNER

The Seahawks opened the season with back-to-back losses to Lafayette, 76-70, and Manhattan, 63-60, before tallying its first win of the year at Maryland-Eastern Shore or Nov. 18. Wagner shot 50 percent from the field in notching the victory over Maryland-Eastern Shore.

After trailing by as many as 19 in the first half, Wagner battled back to take a one-point lead, 53-52, lead over Lafayette midway through the second-half at home on Nov. 10. In its earliest season-opener in school history, the Seahawks saw the Leopards go on a 10-1 run to erase the slim margin. Lafayette put the contest away with a 12-2 run for a 76-70 victory.

Joey Mundweiler equaled the Wagner school record with seven 3-point field goals, leading all scorers with 22 points against Lafayette. Guard Mark Porter chipped in 16 points and six assists in the loss as well.

Against Manhattan, Wagner fell in a tight contest that included nine ties and nine lead changes. Manhattan used a 14-2 run in the later stages of the second half to tally a 63-60 victory. Forward Jamal Smith lead the Seahawks with 19 points, while Mundweiler and Porter each at 10 points in the defeat.

Porter led four double-digit Seahawk scorers in the win over UMES with 21 points. He narrowly missed a double-double chipping in nine rebounds and six assists. James Ulrich notched 18 points and 14 rebounds. Mundweiler and Smith each tallied 14 in the win, while Justin Drummond rounded out the double-digit scorers with 10. The Wagner lead reached as many as 14 in the second half on the way to a six-point, 82-76, victory.

Last season, Wagner finished the year at 13-14 overall and 6-12 in the Northeast Conference. Despite the losing mark, the Seahawks did take national runner-up UCLA to the brink during the non-conference slate, falling 74-72 in Westwood.

## RECAPPING KANSAS STATE

The Tribe battled with the Kansas State Wildcats, but dropped its season-opener, 70-60, at Bramlage Coliseum on Nov. 11. The Tribe led by double-digits midway through the first half, but the Wildcats crashed the boards, pulling in 32 offensive rebounds and scoring 28 second-chance points to pull out the victory. W&M knocked down eight 3-point field goals, while holding KSU to 30 percent shooting from the field.

Freshman David Schneider led the Tribe with an impressive stat line during his debut. The Phoenix, Ariz., native scored 18 points and led the team with nine rebounds, seven assists and four steals. Junior Laimis Kisielius notched 16 points on 5-of-7 from the field, including a 3-of-3 mark from beyond the arc.

After Kansas State opened the game with a pair of offensive putbacks, the Tribe opened up its largest lead of the contest with an 18-3 run. Schneider connected on a trey from the right wing, before a driving 3-point play by senior guard Adam Payton gave the Tribe its first lead of the contest at 6-4 with 17:42 remaining. Junior guard Nathan Mann and Kisielius hit back-to-back 3-pointers to extend the cushion to 18-7 with nine minutes remaining in the opening half.

The Wildcats turned the tides with a steal and fast-break dunk from Lance Harris at the 10:10 mark. The bucket started a 14-point spurt as KSU regained a 21-18 lead. David Hoskins connected on a trey, before Akeem Wright tipped in a miss on the offensive end to cap the Wildcat run.

After KSU took a 34-27 lead into the locker room, Kisielius opened the second half with a trey from the left wing off the dish from Schneider to bring the Tribe to within four. KSU scored six straight points, capped by a Harris steal and jumper to take its first double-digit lead of the contest, 40-30, with 14:48 remaining.

Five straight Tribe points drew W&M back within six points at 53-47 with 5:45 remaining in the second half. Schneider scored three points on the run with a free throw before hitting a jumper, but it was as close as the Tribe would get.

## SCHNEIDER NAMED CAA ROOKIE OF THE WEEK

Freshman guard David Schneider garnered the Colonial Athletic Association Rookie of the Week award, the conference office announced on Nov. 13. Schneider turned an impressive performance in his first game with the Tribe, topping the team in points, assists, rebounds, steals and minutes played in a 70-60 loss at Kansas State on Nov. 11.

In a game-high 38 minutes of action, Schneider scored 18 points, pulled down nine rebounds and dished out seven assists. He connected on a trio of 3-point field goals and had four steals in his collegiate debut against the Wildcats.

Schneider sparked an 18-3 run to give W&M an 11-point cushion with 11:13 remaining in the first half. The Phoenix, Ariz., native connected a 3-pointer to get the run started. He also had a steal and fast-break lay-up during the spurt, before finding juniors Nathan Mann and Laimis Kisielius for back-to-back treys to cap the run.

### COFIELD SELECTED TO FANS' CHOICE PRESEASON ALL-CAA TEAM

Senior forward Corey Cofield was voted to the inaugural fan-selected preseason All-CAA men's basketball team on Nov. 9. Cofield was one of five men's players selected by the fans with nearly 3,000 ballots cast at CAASports.com. VCU senior guard B.A. Walker, Hofstra senior guard Loren Stokes, Georgia State sophomore forward Rashad Chase and VCU senior guard Jesse Pellot-Rosa joined Cofield on the fans selected team, released by the conference office.

Cofield, a two-time Third-Team All-CAA selection, is one of 14 W&M players with over 1,000 points and 500 rebounds during his Tribe career. The Newton, Mass., native is the Tribe's top returning scorer (10.3 ppg) and rebounder (4.7 rpg). During his W&M career, Cofield has averaged 12.1 points and 6.1 rebounds per game.

The 6-5, 245-pounder sits in sixth on the career field-goal percent list, hitting at a clip of .530 (357-of-674). Cofield ranks 25th on the Tribe's career scoring list with 1,039 points entering the 2006-07 campaign.

### HOME OPENERS AT KAPLAN ARENA

Since William and Mary Hall was completed in 1970, the Tribe has amassed a 26-10 mark in home openers. W&M has won six of its last seven home openers, and is a perfect 3-0 under head coach Tony Shaver. Those three victories opening victories at home have come by an average of 24 points per game.

### W&M Last 10 Home Openers

11/25/96	Loyola	L, 72-76
11/23/97	UNC Greensboro	W, 69-57
11/17/98	Furman	L, 67-79
11/20/99	Washington College	W, 92-39
11/17/00	High Point	W, 87-62
11/28/01	Washington & Lee	W, 71-60
11/22/02	Fordham	L, 76-79
11/23/03	Liberty	W, 91-64
11/19/04	Hartford	W, 84-71
11/18/05	Maine	W, 89-55

### ON THIS DATE – NOVEMBER 20

W&M is 3-1 on Nov. 20. The first time W&M played on the date was in 1999 when it opened with a 92-39 win over Washington College. The following season, W&M beat Virginia Tech, 48-46, in Blacksburg. On Nov. 20, 2001, the Tribe fell at High Point, 63-57.

The last time W&M played on Nov. 20 was during the first W&M Tip-Off Classic. The College defeated Radford, 81-76, to claim the title. Corey Cofield turned in a double-double with 24 points and 10 rebounds to garner the Classic MVP honors. Nathan Mann had 14 points and five assists, while Laimis Kisielius chipped in 11 points.

### HIGH PERCENTAGE SHOOTING

Through the Tribe's exhibition and first regular season affair of the season, junior forward Laimis Kisielius has been shooting the ball exceptionally well from the floor. Against Barton, he hit on 6-of-8 from the field, including 1-of-2 from 3-point range, to finish with 17 points. He continued his torrid shooting in the regular-season opener, knocking down 5-of-7 from the field. The Vilnius, Lithuania native connected on all three of his attempts from beyond the arc, finishing with 16 points. Over the two game span, Kisielius is shooting 73.3 percent from the floor and 80 percent from downtown.

## TALE OF THE TAPE

**SERIES HISTORY**..... W&M Leads 2-0  
**LAST MEETING** .. W&M won 80-52 (1/3/76)

<b>OVERALL STATS</b>	<b>W&amp;M</b>	<b>WC</b>
Points Per Game	60.0	70.7
Opp. Points Per Game	70.0	71.7
Scoring Differential	-10.0	-1.0

Field Goal Percentage	.396	.428
Opp. Field Goal Percentage	.300	.449
3-Point Percentage	.381	.339
Opp. 3-Point Percentage	.207	.349

Free Throw Percentage	.556	.649
Opp. Free Throw Percentage	.593	.672

Rebounds Per Game	37.0	38.7
Off. Rebounds Per Game	10.0	13.7
Def. Rebounds Per Game	27.0	25.0
Opp. Rebounds Per Game	59.0	34.3
Opp. Off. Reb. Per Game	32.0	10.7
Opp. Def. Reb. Per Game	27.0	23.7
Rebound Differential	-22.0	+4.4

Assists Per Game	16.0	12.0
Opp. Assists Per Game	16.0	13.7

Turnovers per game	19.0	15.3
Opp. Turnovers per game	9.0	15.7

Blocks Per Game	1.0	2.3
Opp. Blocks Per Game	8.0	3.3

Steals Per Game	6.0	4.7
Opp. Steals Per Game	8.0	6.7

**CONFERENCE** **W&M** **WC**  
*Statistics from 2005-06 season*

Points Per Game	61.3	64.1
Opp. Points Per Game	71.3	68.7
Scoring Differential	-10.0	-4.6

Field Goal Percentage	.405	.421
Opp. Field Goal Percentage	.480	.417
3-Point Percentage	.295	.306
Opp. 3-Point Percentage	.370	.331

Free Throw Percentage	.686	.603
Opp. Free Throw Percentage	.705	.682

Rebounds Per Game	31.1	40.3
Off. Rebounds Per Game	11.7	13.7
Def. Rebounds Per Game	19.4	26.6
Opp. Reb. Per Game	34.3	34.8
Opp. Off. Reb. Per Game	11.1	11.2
Opp. Def. Reb. Per Game	23.2	23.6
Rebound Differential	-3.2	+5.5

Assists Per Game	13.4	12.3
Opp. Assists Per Game	16.3	14.6

Turnovers per game	15.2	14.4
Opp. Turnovers per game	15.8	10.6

Block Shots Per Game	1.6	3.3
Opp. Block Shots Per Game	4.0	3.3

Steals Per Game	7.0	4.9
Opp. Steals Per Game	8.2	6.8

## TRIBE TRENDS

By MONTH...	06-07	SHAVER ERA
In November	0-1	8-7
In December	0-0	5-10
In January	0-0	4-25
In February	0-0	5-18
In March	0-0	1-3
<b>RECORD IN...</b>		
Decided by 5 pts or less	0-0	3-13
Decided by 10 pts or less	0-1	9-28
Decided by 11 or more pts	0-0	14-35
At night	0-0	19-42
During the day	0-1	3-18
Decided in OT	0-0	1-4
Televised	0-0	0-8
<b>SCORING...</b>		
Less than 60 points	0-0	-
60-69 points	0-1	-
70-79 points	0-0	-
80-89 points	0-0	-
90-99 points	0-0	-
100 or more points	0-0	-
<b>ALLOWING...</b>		
Less than 60 points	0-0	-
60-69 points	0-0	-
70-79 points	0-1	-
80-89 points	0-0	-
90-99 points	0-0	-
100 or more points	0-0	-
<b>RECORD WHEN...</b>		
Leading at the half	0-0	17-9
Trailing at the half	0-1	4-48
Tied at the half	0-0	-
Lead with 5 min. left	0-0	-
Trailing with 5 min. left	0-1	-
Tied with 5 min. left	0-0	-
Three in double digits	0-0	-
Four in double digits	0-0	-
Five in double digits	0-0	-
<b>SHOOTING FROM THE FIELD...</b>		
50 percent or better	0-0	10-0
between 40 and 50%	0-0	-
Less than 40%	0-1	-
Opp. shooting 50%	0-0	1-27
Opp. shoots 40-50%	0-0	-
Opp. shoots less than 40%	0-1	-
Better than opponent	0-1	21-7
Worse than opponent	0-0	1-52
Hits 8 or more 3-pt. FGs	0-1	-
More 3-pt. FG than opp.	0-1	-
Shoots 50% from 3-pt. FGs	0-0	-
<b>SHOOTING FROM THE FREE THROW LINE...</b>		
Makes More Than Opp.	0-0	21-25
Makes Less than Opp.	0-1	1-33
Shoots 70% or better	0-0	-
Opp. Shoots 70% or better	0-0	-
<b>REBOUNDING...</b>		
Outrebounding opp.	0-0	17-24
Outrebounded by opp.	0-1	4-33
Wins Offensive glass	0-0	-
Loses Offensive glass	0-1	-
Wins Defensive glass	0-0	-
Loses Defensive glass	0-0	-
<b>TURNOVERS...</b>		
Fewer Turnovers than opp.	0-0	10-15
More Turnovers than opp.	0-1	12-44
10 or fewer turnovers	0-0	-
more then 10 turnovers	0-1	-

## TONY SHAVER - A HALL OF FAMER

In each of his previous two stops before taking over the Tribe program, head coach Tony Shaver has enjoyed great success and been inducted into the Hall of Fame at each school. In 2004, Shaver was inducted into the Hampden-Sydney College Hall of Fame after coaching the Tiger program to eight ODAC Championships, 11 NCAA Tournament appearances and two Final Fours. He had 358 career victories and a .747 winning percentage at Hampden-Sydney. On Nov. 11, 2005, Shaver was inducted into the Episcopal High School (Alexandria, Va.) Hall of Fame. He coached at the school for 10 seasons (1977-86), winning 73 percent of his games and two IAC championships. After the 1986 season, he was named the Virginia State Private School Coach of the Year and his team was ranked first in Northern Virginia by the *Alexandria Gazette*.

## STARTING OFF EARLY

The Tribe's season-opener against Kansas State on Nov. 11 in Manhattan, Kan., was the earliest start to a season for W&M. The earliest start to a season prior to 2006-07 was Nov. 14, 1998 when the Tribe fell at Virginia Tech, 59-50.

## EXPERIENCE ON BOARD

The Tribe returns perhaps head coach Tony Shaver's most experienced group during his time at the helm. In total, nine of the Tribe's 10 returning players have started at least one game during their W&M careers. Combine that with the fact that seven of the 10 returnees averaged nearly 10 minutes a game last season, and the Tribe will have depth and experience on its side in 2006-07.

## TRIBE ON TELEVISION

The Tribe men's basketball program will have four home televised games as part of the largest broadcast schedule in Colonial Athletic Association history. Coming off the best season in the 22-year history of the CAA, the league will have a total of 75 games broadcasted on television, including 28 on the various ESPN platforms. As part of new multi-platform agreement with ESPN, the CAA will have three regular season contests as well as the CAA Championship on ESPN or ESPN2, six games on ESPNU and five games syndicated on ESPN Regional. The league will have its largest Comcast syndicated package featuring 30-plus games on Comcast SportsNets, SportsNet New York, CSS and CN8. The CAA entered last season listing a then record-high package of 39 men's games on television.

The Tribe will have home games against Towson (Dec. 5), Northeastern (Jan. 6), George Mason (Jan. 16) and UNC Wilmington (Feb. 3) televised. The Dec. 5 game against Towson was moved back an hour to 8 p.m. and can be seen on Comcast SportsNet Mid-Atlantic and Comcast SportsNet Philadelphia. The Northeastern affair on Jan. 6 is now slated for a noon tip and will also be on the Comcast family of networks on CN8.

The College's home game with George Mason was originally scheduled for Jan. 17, but has been moved up to Tuesday, Jan. 16. The game will be part of the CAA's ESPN Platform agree and will be televised on ESPN Regional Television at 7 p.m. W&M will host its final television game of the season when UNC Wilmington heads to Williamsburg on Feb. 3. Tip-off is slated for 7 p.m. and the game will be televised on UNCW-TV.

## CAA SUCCESS

The Colonial Athletic Association enjoyed a banner season in 2005-06. The following are a list of CAA accomplishments from the 2005-06 season:

- the only conference to have a team in the Final Four of the NCAA Tournament (George Mason), the post-season NIT (Old Dominion) and the pre-season NIT (Drexel).
- finished a conference-high eighth in the Final RPI rankings behind the SEC, Big Ten, Big East, ACC, Big 12, Missouri Valley and Pac-10.
- had six teams ranked among the top-88 in the Final RPI rankings.
- the only conference in America to produce four programs with 24 or more victories.
- had the second-best non-conference post-season winning percentage at .727 (8-3) behind the SEC's .750 (18-6).

- CAA teams combined to win nearly 60 percent (76-52) of their non-conference games, an impressive number considering that 60 percent of those contests came on the road or at neutral sites.

## TRIBE IN 2007 ESPN BRACKETBUSTERS

All 12 CAA teams, including the Tribe, will take part in the 2007 ESPN BracketBusters, Feb. 16-17. A total of 102 teams from 16 conferences will take part in the fifth-year event. The two-day, 51-game BracketBusters will have five games televised on the ESPN networks.

The Tribe will be on the road for the event, having already been designated as an away squad. The actual pairings will not take place until three weeks prior to the event (Monday, Jan. 29) and are based on regular-season performance. As part of the agreement, all home squads will play a "return" game at their opponent's facility next season.

Eight CAA teams participated in BracketBusters last year and the league posted a sparkling 6-2 record. The conference gained national attention by winning all three of its nationally-televised contests as VCU edged Albany, 70-67, Old Dominion rolled past Marist, 84-71 and George Mason shocked Wichita State, 70-67, in one of the premier match-ups in the event. The CAA is a perfect 4-0 in televised BracketBusters games with Drexel having posted a 74-70 win at Ball State in 2005.

## GETTING OFF ON THE RIGHT FOOT

The Tribe will look to repeat its season-opening performance from a season ago. In 2005-06, W&M opened the season with its first 4-1 start since the 1992-93 campaign. It also marked the first time in school history that W&M opened a year with four wins in its first five games against Division I opponents. After splitting the first two games at the W&M Tip-Off Classic, the Tribe won three straight over NCAA Tournament participant Hampton, Campbell and Longwood.

## COFIELD NOTCHES CAREER MILESTONES

Senior forward Corey Cofield set a pair of career milestones during the 2005-06 season, scoring his 1,000th career point on Feb. 23, 2006 at Drexel just eight days after pulling down his 500th career rebound against Delaware (Feb. 15, 2006). He is the 28th 1,000-point scorer in W&M history and just the 14th to do it in less than three full seasons. Cofield is just the 14th W&M player to have 1,000 points and 500 rebounds in his career. He is the Tribe's top returning scorer and rebounder at 10.3 points and 4.7 rebounds per game. He has finished in the top two on the team in both categories during each of his three years at William and Mary. Cofield sits in 25th place on the William and Mary career points list with 1,039 tallies.

## MANN ON THE MARK

Junior guard Nathan Mann has connected on 35.9 percent (88-of-245) from 3-point range during his William and Mary career, a percentage that ranks eighth on the school's career list. The 88 made 3-point field goals is tied for 11th on the career list. During the 2005-06 season, Mann knocked down 3-pointers at a 41.1 percent (51-of-124) clip. The percentage ranked third in the Colonial Athletic Association (CAA) and sixth on the W&M single-season list. Mann also tied for 11th in the CAA, knocking down 1.81 3-point field goals per game.

## PAYTON STEALING THE SHOW

Senior guard Adam Payton made an immediate impact at William and Mary following his transfer from Vanderbilt in 2005-06. Payton started 26 of 28 contests at the guard position in 2005-06 and ranked among the Colonial Athletic Association (CAA) leaders in steals. The Burlington, N.J., native finished the year tied for eighth in the conference at 1.61 swipes per contest. His 45 steals during the campaign tied for fourth on the College's single-season list. Payton will be the lone transfer on the roster in 2006-07, after he averaged 7.0 points per game during his first season with the Tribe.

## SCORING BREAKDOWN

CLASS	PTS	PCT.
Freshmen	21	35.0
Sophomore	9	15.0
Junior	21	35.0
Senior	9	15.0

SCORING	PTS	PCT.
Starters	48	80.0
Bench	12	20.0

POINTS IN THE PAINT	PTS	APG
W&M	20	20.0
Opponents	28	28.0

POINTS OFF TURNOVERS	PTS	APG
W&M	9	9.0
Opponents	19	19.0

BENCH SCORING	PTS	APG
W&M	12	12.0
Opponents	13	13.0

FT% LAST 5 MINUTES	FTM-A	PCT.
W&M	1-3	.333
Opponents	5-7	.714

FG% LAST 5 MINUTES	FGM-A	PCT.
W&M	4-9	.444
Opponents	4-11	.364

3FG% LAST 5 MINUTES	3FGM-A	PCT.
W&M	1-3	.333
Opponents	0-2	.000

### W-L RECORDS OF STARTING LINEUPS

0-1 - D. Schneider, N. Mann, A. Payton, L. Kisielius, P. Stein - L - at KSU

### LEADING SCORERS

1 - David Schneider (18 at KSU)

### LEADING REBOUNDERS

1 - David Schneider (9 at KSU)

### LEADING ASSISTS

1 - David Schneider (7 at KSU)

### TOTAL DUNKS

0 -

### CHARGES TAKEN

2 - David Schneider

## GENERAL INFORMATION

<b>NAME</b>	The College of William & Mary
<b>LOCATION</b>	Williamsburg, Va.
<b>FOUNDED</b>	1693 (2nd oldest college in U.S.)
<b>UNDERGRADUATE ENROLLMENT</b>	5,700
<b>NICKNAME</b>	Tribe
<b>COLORS</b>	Green, Gold and Silver
<b>ARENA (CAPACITY)</b>	Kaplan Arena at William and Mary Hall (8,600)
<b>AFFILIATION</b>	NCAA Division I
<b>CONFERENCE</b>	Colonial Athletic Association
<b>PRESIDENT</b>	Gene R. Nichol
<b>ALMA MATER</b>	Oklahoma State, 1973
<b>CHANCELLOR</b>	Sandra Day O'Connor
<b>ALMA MATER</b>	Stanford, 1950
<b>DIRECTOR OF ATHLETICS</b>	Terry Driscoll
<b>ALMA MATER</b>	Boston College, 1969
<b>SR. ASSOC. AD/SWA</b>	Barbara Blosser
<b>ALMA MATER</b>	Ohio State, 1975
<b>ATHLETICS DEPT. PHONE</b>	(757) 221-3400
<b>TICKET OFFICE PHONE</b>	(757) 221-3340

## MEN'S BASKETBALL INFORMATION

<b>HEAD COACH</b>	Tony Shaver
<b>ALMA MATER</b>	North Carolina, 1976
<b>RECORD AT W&amp;M</b>	23-63 (Fourth Season)
<b>CAREER RECORD</b>	381-184 (21st Season)
<b>ASSISTANT COACHES</b>	Dee Vick (Hampden-Sydney, 1994) Antwon Jackson (Pikeville College, 1993) Ben Wilkins (North Carolina State, 2001)
<b>2005-06 RECORD</b>	8-20
<b>CONFERENCE RECORD/FINISH</b>	3-15/T10th
<b>CAA TOURNAMENT RECORD</b>	0-1 (.000)
<b>STARTERS RETURNING/LOST</b>	3/2
<b>LETTERWINNERS RETURNING/LOST</b>	10/5
<b>FIRST YEAR OF BASKETBALL</b>	1905-06
<b>ALL-TIME RECORD</b>	1032-1191 (.464)
<b>NCAA TOURNAMENT APPEARANCES</b>	None
<b>NIT APPEARANCES</b>	1 (1983)
<b>LAST POSTSEASON OPPONENT</b>	Virginia Tech (3/17/83), L 79-85

## CAREER GAMES PLAYED/STARTED

	Games	Starts
Corey Cofield	86	63
Adam Payton †	81	27
Adam Trumbower	65	3
Nathan Mann	58	26
Laimis Kisielius	57	46
Alex Smith	28	3
Peter Stein	26	4
Kyle Carrabine	24	0
Chris Stratton	23	1
Chris Darnell	22	1
Steven Hess	1	0
David Schneider	1	1
Danny Sumner	1	0
Marcus Barnett	0	0

† includes 52 games and zero starts at Vanderbilt

## TEAM OF THIEVES

In 2005-06, the Tribe proved to be one of the most successful teams in school history when it came to steals. Led by guard Adam Payton, the Tribe posted 196 steals on the year, a total that ranks eighth in school history. It was the most steals for a Tribe team since the 1997-98 team had 215. The average of seven per contest ranked 10th in the program's annals. Four W&M players had over 20 swipes on the season, while a pair, including Payton, had over 40.

## HITTING THE BOARDS

For the fifth straight season, including all three under head coach Tony Shaver, the Tribe outrebounded its opponents in 2005-06. The College held an advantage of 947 (33.8 average) to 929 (33.2 average). The rebounding defensive stat is the best for the College in nearly 20 years. The last time W&M held its opponents to a lower average and fewer total rebounds was during the 1986-87 season. The Tribe held its opponents to 869 total and a 32.2 average during that season.

## KISIELIUS, LITHUANIA CLAIM SILVER AT GLOBAL GAMES

Forward Laimis Kisielius helped lead the Lithuania to the silver medal at the Global Games in Dallas, Texas, June 19-24. Kisielius started every game for the Lithuania side that won its group with a perfect 3-0 mark before falling in the Championship Game against Russia on June 24. Kisielius turned in his top performance in an 80-77 victory over Argentina on June 22 with 17 points, including four, 3-point field goals in the win. He also added six rebounds and three assists while playing a team-high 38 minutes.

The Global Games is the pre-eminent international basketball event played in the United States. The Global Games exist to highlight the rising stars in the world of international basketball and to promote the growth of international basketball in the United States. This goal is validated and reinforced every year by the large number of NBA scouts, basketball fans, and coaches attending the Global Games. A total of 11 players from the 2005 event were drafted into the NBA in 2005. Some of the event alums currently playing in the NBA include Yao Ming, Carlos Boozer, Darko Milicic and Chris Bosh.

In his first two seasons with William and Mary, Kisielius averaged 7.9 points and 3.3 rebounds per game. He has played in 56 games during his career and started 45 of those contests. He scored in double figures during 21 combined games during his freshman and sophomore seasons at the College. As a freshman in 2005, Kisielius earned Colonial Athletic Association (CAA) All-Rookie Team honors as he averaged 8.7 points and 3.1 rebounds per game.

## SCORING FOR SHAVER

Under head coach Tony Shaver's fast-paced style of play, the Tribe has scored 80 or more points in 19 of his 84 games including six times in 2005-06.

## 80-Point Games Under Shaver

11/23/03	Liberty <sup>1</sup>	W 91-64
11/24/03	at Radford	L 86-89
11/28/03	vs. St. Francis (NY) <sup>2</sup>	W 80-60
12/30/03	Campbell	W 82-67
1/21/04	• at Delaware	L 82-93 (ot)
1/26/04	• Old Dominion	W 86-77
1/28/04	• at James Madison	W 99-86
11/19/04	Hartford <sup>3</sup>	W 84-71
11/20/04	Radford <sup>3</sup>	W 81-76
12/1/04	Longwood	W 90-60
1/26/05	• Towson	W 83-65
2/12/05	• George Mason	L 99-104 (2ot)
2/16/05	• James Madison	W 80-54
11/18/05	Maine <sup>3</sup>	W 89-55
11/26/05	Campbell	W 93-79
11/28/05	at Longwood	W 88-75
12/21/05	UNC Greensboro	W 83-73
1/28/06	• James Madison	W 86-68
2/4/06	• Georgia State	W 90-73

• CAA game; 1-Tony Shaver's first game at W&M; 2-Red Auerbach Colonial Classic (at George Washington); 3-W&M Tip-Off Classic

## TRIBE ADDS PAIR OF SIGNEES FOR 2007-08

The William and Mary men's basketball program and head coach Tony Shaver announced the signing of two players, 6-9, 240-pound power forward Marcus Kitts (Holly Springs, N.C.) and 6-4, 190-pound guard Valeriu 'Vali' Lazarescu (Brossard, Quebec, Canada), to National Letters of Intent on Nov. 9. The duo will begin competition for the Tribe during the 2007-08 season.

"It is a great day for the College of William and Mary basketball program," Shaver said. "We are adding two quality young men in Marcus Kitts and Valeriu Lazarescu to our basketball family. Our main objective with our fourth recruiting class was to be highly selective and sign difference makers. We are confident we accomplished both those goals by signing Marcus and Vali. Both players are home runs for our program. They come from great family backgrounds and have what it takes to be impact players for our ball club."

### MARCUS KITTS - F - 6-9 - 240 - HOLLY SPRINGS, N.C. (MIDDLE CREEK)

Kitts averaged 19 points and 12 rebounds as a junior. He scored 419 points in 2005-06, including a season-high 36 against Lee County on Jan. 3. Each of the last two seasons, Kitts earned All-Tri-Seven Conference honors. As a sophomore in 2004-05, he averaged 13.5 points, 7.0 rebounds and 2.2 blocks per game.

"Marcus was the easiest evaluation I have made in my 30 years of coaching," Shaver said. "The first time I saw Marcus, he scored more than 30 points and grabbed over 20 rebounds in a 4A basketball game in the Raleigh, N.C., area. I knew he was our guy, and we just had to find a way to sign him. Marcus is a very talented athlete who has yet to realize his potential. He has exceptional hands and a rare knack for rebounding the ball above the rim. The bigger the game and the better the competition, the better Marcus plays. He is fearless, and he welcomes challenges from opposing teams and players."

The power forward was a 2006 McDonald's All-American Nominee. He earned MVP honors at the 2006 North Carolina State Games Tournament. After receiving interest from UNC Wilmington, Iowa, West Virginia, Davidson and Tennessee, Kitts chose to play collegiate basketball for the Tribe. He spent the summer of 2006 adding muscle to his game, bulking up nearly 20 pounds. Kitts is known as an all-out player who will bang in the paint. He gets off the floor quickly and rebounds on the interior with a purpose.

### VALERIU LAZARESCU - G - 6-4 - 190 - BROSSARD, QUEBEC (CHAMPLAIN ST. LAMBERT)

Lazarescu is an athletic player and a flat-out scorer. He plays for head coach John Dangelas, regarded as one of the top coaches in Canada, at the College of Champlain St. Lambert in Montreal, Quebec, which is known for producing Division I talent. Lazarescu chose the Tribe over American, Princeton, Evansville, Toledo and Boston University.

"I am so thankful Coach John Dangelas allowed us to get involved with Vali at such a late date in the recruiting process," Shaver said. "Vali is a big guard with tremendous athleticism. He is the winner of multiple Canadian dunk contests. He can finish in transition above the rim, shoot from the perimeter and rebound from the guard position."

This season, Lazarescu led Champlain to the Hagen title with a perfect 5-0 mark. He earned tournament MVP honors and led Cavaliers to a 97-39 win over Algonquin in title game with a team-high 22 points. He has enjoyed an exceptional final season at Champlain, also averaging 20 points per game at the Prep Canada Challenge against top teams from Toronto and Ottawa. At the 2005-06 Canadian Colleges Athletic Association (CCAA) Nationals, Lazarescu helped his Champlain team to a bronze medal.

## W&M INDIVIDUAL SUPERLATIVES

	06-07	CAREER
<b>DOUBLE-DIGIT SCORING GAMES</b>		
Corey Cofield	0	53
Laimis Kisielius	1	22
Nathan Mann	0	18
Adam Payton	0	5
Peter Stein	0	3
Alex Smith	0	1
David Schneider	1	1
Marcus Barnett	0	0
Kyle Carrabine	0	0
Chris Darnell	0	0
Steven Hess	0	0
Chris Stratton	0	0
Danny Sumner	0	0
Adam Trumbower	0	0
<b>20-POINT GAMES</b>		
Corey Cofield	0	12
Nathan Mann	0	2
Laimis Kisielius	0	1
Adam Payton	0	1
<b>10-REBOUND GAMES</b>		
Corey Cofield	0	13
<b>5-ASSIST GAMES</b>		
Nathan Mann	0	5
Laimis Kisielius	0	2
Adam Payton	0	1
Adam Trumbower	0	1
David Schneider	1	1
<b>DOUBLE-DOUBLES</b>		
Corey Cofield	0	12

## CAREER DOUBLE-DOUBLES

<b>COREY COFIELD (12)</b>	
21 pts, 11 reb. at Delaware (1/21/04)	
15 pts, 10 reb. vs. Old Dominion (1/26/04)	
25 pts, 10 reb. vs. JMU (2/4/04)	
18 pts, 13 reb. at Drexel (2/7/04)	
13 pts, 13 reb. vs. Hofstra (2/14/04)	
18 pts, 11 reb. vs. Towson (2/18/04)	
24 pts, 10 reb. vs. Radford (11/20/04)	
22 pts, 12 reb. vs. VCU (1/22/05)	
21 pts, 11 reb. at UNC Wilmington (2/9/05)	
11 pts, 13 reb. at Towson (2/26/05)	
15 pts, 11 reb. vs. JMU (CAA) (3/4/05)	
19 pts, 11 reb. at Northeastern (2/2/06)	

## NATIONAL POLLS

### ESPN/USA TODAY COACHES POLL (Nov. 13)

1. Florida (30)	1-0	772	1
2. North Carolina	0-0	729	2
3. Kansas	1-0	711	3
4. Ohio State (1)	3-0	633	4
5. Pittsburgh	1-0	598	5
6. UCLA	0-0	593	5
7. LSU	0-0	564	7
8. Georgetown	1-0	547	8
9. Wisconsin	1-0	545	9
10. Duke	1-0	502	11
11. Alabama	1-0	432	12
12. Texas A&M	1-0	362	13
13. Memphis	0-0	356	14
14. Boston College	1-0	310	15
15. Washington	1-0	261	16
16. Arizona	0-1	258	10
17. Marquette	1-0	226	17
18. Texas	2-0	222	19
19. Connecticut	1-0	194	18
20. Syracuse	3-0	184	20
21. Georgia Tech	1-0	156	21
22. Kentucky	0-0	121	22
23. Nevada	1-0	103	25
24. Tennessee	1-0	102	24
25. Creighton	0-0	89	23

**RECEIVING VOTES:** Gonzaga 73, Wichita State 60, Louisville 54, Southern Illinois 48, Xavier 35, Illinois 34, Air Force 25, Villanova 24, San Diego State 21, Michigan State 21, Oklahoma State 18, Michigan 17, Maryland 16, Virginia 14, DePaul 9, Florida State 9, George Mason 8, Indiana 4, Houston 3, George Washington 2, Brigham Young 2, Hofstra 2, Saint Louis 2, Winthrop 2, Mississippi State 1, New Mexico State 1.

### ASSOCIATED PRESS POLL (Nov. 13)

1. Florida (65)	1-0	1,790	1
2. North Carolina (7)	0-0	1,704	2
3. Kansas	1-0	1,638	3
4. Pittsburgh	1-0	1,421	4
5. Ohio State	3-0	1,418	7
6. UCLA	0-0	1,403	6
7. LSU	0-0	1,387	5
8. Georgetown	1-0	1,265	8
9. Wisconsin	1-0	1,236	9
10. Alabama	1-0	1,131	11
10. Duke	1-0	1,078	12
12. Texas A&M	1-0	923	13
13. Memphis	0-0	832	14
14. Boston College	1-0	812	15
15. Arizona	0-1	713	10
16. Marquette	1-0	589	16
17. Washington	1-0	554	17
18. Syracuse	3-0	443	20
19. Texas	2-0	398	21
20. Creighton	0-0	395	19
21. Connecticut	1-0	369	18
22. Kentucky	0-0	344	22
23. Georgia Tech	1-0	283	23
24. Nevada	1-0	216	24
25. Tennessee	1-0	199	25

**RECEIVING VOTES:** Wichita State 153, Gonzaga 125, Southern Illinois 120, Xavier 92, Virginia 73, Florida State 55, Louisville 53, Villanova 42, Illinois 34, Indiana 17, Oklahoma State 16, Arkansas 14, DePaul 11, San Diego State 9, Virginia Tech 8, Michigan 6, Houston 5, Hofstra 4, Kansas State 4, Maryland 4, Bradley 2, Bucknell 2, Oregon 2, Purdue 1, Mississippi State 1, USC 1, Dayton 1, Brigham Young 1, Akron 1, George Mason 1, Harvard 1.

## W&M PLAYERS IN THE PROS

Five former W&M players are currently playing professionally overseas, including three who graduated within the last three years. All five are playing in their country's top division of professional basketball.

### TODD CAUTHORN

#### Sheffield Sharks (England - BBL)

Ranks among the league leaders in blocked shots (seventh at 0.86 per game), free throw shooting (fifth at 79.1 percent) and field goal percentage (eighth at 53.4 percent) ... Averaging 10.1 points and 4.4 rebounds per game for the Sheffield Sharks ... Came off the bench and scored 11 points while pulling down five rebounds in a 76-64 BBL Cup Semifinal win over DMU Leicester Riders on Nov. 10 ... In 2002-03, led the Chester Jets to the BBL Championship and was named the team's MVP ... Previously played for the Sharks from 1994-2000 and for the 2001-02 season ... Played for Abc Graz in Austria in 1993-94 and in Belgium with Bree in 2000-01 ... In total, has played 11 years in Europe.

### ZEB COPE

#### Entente Orleans 45 (France - LNB)

Averaging 9.1 points and 6.1 rebounds for Orleans, playing in all 10 contests ... Just missed a double-double with nine points and a team-high 10 rebounds in a 86-81 win over Nancy on Nov. 11 ... Had a double-double with 17 points and 10 rebounds on Oct. 14 against Hyeres Toulon Var ... Helped Boncourt from the top division in Switzerland advanced to the finals of the LNA Championship in 2005-06, after the team claimed the Swiss regular season crown with an 18-4 record ... Ranked fifth in the LNA with 9.8 rebounds per game last season.

### ADAM HESS

#### Artland Dragons of Quackenbrueck (Germany - BBL)

Scored a game-high 33 points, hitting on 11-of-18 from the floor and 5-of-8 from 3-point range against BG Karlsruhe in an 80-79 road victory on Nov. 4 ... Leads the German Bundesliga in scoring as the only player averaging over 20 points per game at 24.1 ... Averaging 6.2 rebounds per game, which ranks second on the team ... Played for the Phoenix Suns during the Toshiba Las Vegas Summer League, and averaged 18.2 minute, 8.8 points, 2.6 rebounds and one assist, while shooting 64 percent from the field ... Played two seasons with BK Nymburk in the NBL, the top division in the Czech Republic, helping the team to back-to-back league championships ... Named to the Czech league's All-Imports list as well as second-team all-league after ranking fourth in the NBL in the value index ratings in 2005-06.

### JIM MORAN

#### Gran Canaria (Spain - ACB)

Averaging 9.9 points and 2.6 rebounds per game, while shooting 43 percent from 3-point range and 85 percent from the free throw line for Gran Canaria ... Scored a game-high 25 points against KK Hemofarm in Uleb Cup game on Nov. 7 ... Helped Gran Canaria reach the ACB (top division) playoffs and finish the year fifth in the regular season with a 20-14 record in 2005-06 ... In his seventh season with the team, after starting 29 of the team's 34 regular season games in 2005-06, averaging 7.2 points and shooting 47 percent from 3-point range ... Has played six years in Spain.

### SHERMAN RIVERS

#### BK Sadska (Czech Republic - NBL)

Scored in double figures in seven of nine games in 2006-07 with BK Sadska ... Averaging 13.4 points, 4.6 rebounds and 2.2 assists, all of which rank second on the team ... Scored 15 points with five rebounds and three assists in a 115-71 loss to Mlekarna Kunin on Nov. 11 ... Had a season-high 20 points against BK Kondori Liberec on Oct. 18 ... Averaged 13.8 points and 2.8 rebounds per game in his first season (2005-06) with BK Sadska.

Updated as of Nov. 16.



## LEAD-DEFICIT COMPARISON

OPPONENT	LARGEST LEAD	LARGEST DEFICIT	RESULT
at Kansas State	11 - (1st - 11:13)	14 - (2nd - 1:41)	L, 60-70
Wagner			
at Holy Cross			
at Navy			
Jacksonville State			
Cornell or VMI			
Towson			
North Florida			
UMBC			
Hampton			
Richmond			
at George Mason			
Northeastern			
at Georgia State			
VCU			
at Delaware			
George Mason			
at Hofstra			
at Old Dominion			
Georgia State			
at VCU			
James Madison			
UNC Wilmington			
at James Madison			
at UNC Wilmington			
Drexel			
ESPN BracketBusters			
at Drexel			
Old Dominion			

## STARTERS-BENCH COMPARISON

OPPONENT	TOTAL	POINTS	BENCH
	POINTS-REBOUNDS	STARTERS-BENCH	STARTERS-BENCH
at Kansas State	60-37	48-12	21-10
Wagner			
at Holy Cross			
at Navy			
Jacksonville State			
Cornell or VMI			
Towson			
North Florida			
UMBC			
Hampton			
Richmond			
at George Mason			
Northeastern			
at Georgia State			
VCU			
at Delaware			
George Mason			
at Hofstra			
at Old Dominion			
Georgia State			
at VCU			
James Madison			
UNC Wilmington			
at James Madison			
at UNC Wilmington			
Drexel			
ESPN BracketBusters			
at Drexel			
Old Dominion			

## CAA

	CAA		Overall	
	W-L	Pct.	W-L	Pct.
Drexel	0-0	.000	2-0	1.000
Old Dominion	0-0	.000	4-1	.800
Towson	0-0	.000	2-1	.667
VCU	0-0	.000	2-1	.667
George Mason	0-0	.000	1-1	.500
UNC Wilmington	0-0	.000	1-1	.500
Georgia State	0-0	.000	1-2	.333
Delaware	0-0	.000	0-1	.000
<b>William and Mary</b>	<b>0-0</b>	<b>.000</b>	<b>0-1</b>	<b>.000</b>
Hofstra	0-0	.000	0-2	.000
James Madison	0-0	.000	0-2	.000
Northeastern	0-0	.000	0-4	.000

### CAA SCHEDULE/RESULTS

#### Nov. 17

Xavier def. VCU<sup>3</sup>, 70-67  
 Albany def. Delaware, 87-67  
 ODU def. Florida Atlantic, 70-55  
 #4 Pittsburgh def. Northeastern<sup>3</sup>, 78-52

#### Nov. 18

Drexel def. Vermont, 59-46  
 Manhattan def. Hofstra, 79-77  
 Wichita St. def. George Mason, 72-66  
 Oakland def. Northeastern<sup>4</sup>, 67-52  
 VCU def. College of Charleston, 71-59

#### Nov. 19

Georgia St. def. Winston-Salem St., 94-87  
 ODU def. #8 Georgetown, 75-62  
 #3 Kansas def. Towson<sup>5</sup>, 87-61  
 Massachusetts def. Northeastern<sup>4</sup>, 79-56

#### Nov. 20

UNCW at Campbell 7:00 pm  
 Wagner at W&M 7:00 pm  
 VCU vs. Toledo 3:30 pm

#### Nov. 21

Rider at Delaware 7:00 pm  
 George Mason at Hampton 7:00 pm  
 Alabama State at Georgia State 7:00 pm  
 Boston Univ. at Northeastern 7:00 pm  
 Towson at Western Kentucky<sup>5</sup> TBA  
 Drexel at Penn TBA

#### Nov. 22

VMI at JMU 7:00 pm

#### Nov. 23

Hofstra vs. Hawaii<sup>6</sup> 9:30 pm

#### Nov. 24


Hofstra at Great Alaskan Shootout TBA  
 Towson vs. Chattanooga<sup>5</sup> TBA

#### Nov. 25

W&M at Holy Cross 1:00 pm  
 George Mason at Creighton 2:00 pm  
 Northeastern at Rider 3:00 pm  
 Georgia State at Charlotte 7:00 pm  
 Wofford at JMU 7:00 pm  
 Richmond at ODU 7:00 pm  
 Hampton at VCU 7:30 pm  
 Towson vs. TBD<sup>5</sup> TBA  
 Hofstra at Great Alaskan Shootout TBA


3 - Paradise Jam • 4 - Colonial Classic • 5 - Las Vegas Classic • 6 - Great Alaskan Shootout

## TELEVISION/RADIO SPOT CHART



**STEVEN HESS**

FR. • 6-10 • 230  
CHARLOTTE, N.C.




**DAVID SCHNEIDER**

FR. • 6-3 • 175  
PHOENIX, ARIZ.




**ADAM TRUMBOWER**

SR. • 6-3 • 190  
ROANOKE, VA.




**ALEX SMITH**

SO. • 6-5 • 250  
GREENVILLE, S.C.




**NATHAN MANN**

JR. • 6-2 • 190  
OVERLAND PARK, KAN.




**MARCUS BARNETT**

JR. • 6-2 • 195  
HAMPTON, VA.




**LAIMISKISIELIUS**

JR. • 6-8 • 210  
VILNIUS, LITHUANIA




**PETER STEIN**

SO. • 6-9 • 220  
BELLAIRE, TEXAS




**KYLE CARRABINE**

JR. • 6-7 • 205  
NAPERVILLE, ILL.




**DANNY SUMNER**

FR. • 6-7 • 190  
FAIRFAX, VA.




**CHRIS DARNELL**

SO. • 6-8 • 210  
FREDERICKSBURG, VA.




**ADAM PAYTON**

SR. • 6-3 • 195  
BURLINGTON, N.J.



**CHRIS STRATTON**

JR. • 6-6 • 205  
BURKE, VA.



**COREY COFIELD**

SR. • 6-5 • 245  
NEWTON, MASS.



**TONY SHAVER**

FOURTH SEASON AT W&M  
31ST SEASON OVERALL

## NUMERICAL ROSTER

No.	Name	Pos.	El./Cl.	Ht.	Wt.	Hometown/High School
00	Steven Hess	F/C	Fr./Fr.	6-10	225	Charlotte, N.C./Gaston Day School
2	David Schneider	G	Fr./Fr.	6-3	175	Phoenix, Ariz./Brophy Prep
3	Adam Trumbower	G	Sr./Sr.	6-3	190	Roanoke, Va./Cave Spring
4	Alex Smith	F	So./So.	6-5	250	Greenville, S.C./Oak Hill Academy (Va.)
11	Nathan Mann	G	Jr./Jr.	6-2	190	Overland Park, Kan./St. Thomas Aquinas
12	Marcus Barnett	G	Jr./Jr.	6-2	195	Hampton, Va./Phoebus
13	Laimis Kisielius	F	Jr./Jr.	6-8	210	Vilnius, Lithuania/Miller School (Va.)
15	Peter Stein	F	So./So.	6-9	225	Houston, Texas/Westbury Christian
20	Kyle Carrabine	G	Jr./Jr.	6-7	205	Naperville, Ill./Neuqua Valley
22	Danny Sumner	F	Fr./Fr.	6-7	190	Fairfax, Va./Paul VI
23	Chris Darnell	F	So./So.	6-8	210	Fredericksburg, Va./North Stafford
24	Adam Payton	G	5th/Sr.	6-3	195	Burlington, N.J./The Lawrenceville School
25	Chris Stratton	F	Jr./Jr.	6-6	205	Burke, Va./Lake Braddock
45	Corey Cofield	F	Sr./Sr.	6-5	245	Newton, Mass./Roxbury Latin

## ALPHABETICAL ROSTER

No.	Name	Pos.	El./Cl.	Ht.	Wt.	Hometown/High School
12	Marcus Barnett	G	Jr./Jr.	6-2	195	Hampton, Va./Phoebus
20	Kyle Carrabine	G	Jr./Jr.	6-7	205	Naperville, Ill./Neuqua Valley
45	Corey Cofield	F	Sr./Sr.	6-5	245	Newton, Mass./Roxbury Latin
23	Chris Darnell	F	So./So.	6-8	210	Fredericksburg, Va./North Stafford
00	Steven Hess	F/C	Fr./Fr.	6-10	225	Charlotte, N.C./Gaston Day School
13	Laimis Kisielius	F	Jr./Jr.	6-8	210	Vilnius, Lithuania/Miller School (Va.)
11	Nathan Mann	G	Jr./Jr.	6-2	190	Overland Park, Kan./St. Thomas Aquinas
24	Adam Payton	G	5th/Sr.	6-3	195	Burlington, N.J./The Lawrenceville School
2	David Schneider	G	Fr./Fr.	6-3	175	Phoenix, Ariz./Brophy Prep
4	Alex Smith	F	So./So.	6-5	250	Greenville, S.C./Oak Hill Academy (Va.)
15	Peter Stein	F	So./So.	6-9	225	Houston, Texas/Westbury Christian
25	Chris Stratton	F	Jr./Jr.	6-6	205	Burke, Va./Lake Braddock
22	Danny Sumner	F	Fr./Fr.	6-7	190	Fairfax, Va./Paul VI
3	Adam Trumbower	G	Sr./Sr.	6-3	190	Roanoke, Va./Cave Spring

### Head Coach

Tony Shaver (North Carolina, 1976), Fourth season

### Assistant Coaches

Dee Vick (Hampden-Sydney, 1994), Fourth season

Antwon Jackson (Pikeville College, 1993), Second season

Ben Wilkins (N.C. State, 2001) First season

### PRONUNCIATION GUIDE

Kyle Carrabine ..... CARE - uh - byne

Corey Cofield ..... CO - field

Laimis Kisielius ..... LIE-muss kiss-ILL-ee-us

Peter Stein ..... STYNE

Adam Trumbower ..... TRUM - bow - er

## ROSTER BREAKDOWN

### BY POSITION

**Guard:** Adam Payton, Kyle Carrabine, Nathan Mann, Adam Trumbower, Marcus Barnett, David Schneider

**Forward:** Corey Cofield, Laimis Kisielius, Chris Darnell, Alex Smith, Peter Stein, Christ Startton, Steven Hess, Danny Sumner

**Center:** Steven Hess

### BY HEIGHT

**6-10:** Steven Hess

**6-9:** Peter Stein

**6-8:** Chris Darnell, Laimis Kisielius

**6-7:** Kyle Carrabine, Danny Sumner

**6-6:** Christ Stratton

**6-5:** Corey Cofield, Alex Smith

**6-3:** Adam Payton, Adam Trumbower, David Schneider

**6-2:** Nathan Mann, Marcus Barnett

### BY CLASS

**Seniors (3):** Corey Cofield, Adam Payton, Adam Trumbower

**Juniors (5):** Marcus Barnett, Kyle Carrabine, Laimis Kisielius, Nathan Mann, Chris Stratton

**Sophomores (3):** Chris Darnell, Alex Smith, Peter Stein

**Freshmen (4):** Steven Hess, David Schneider, Danny Sumner

### BY STATE

**Arizona (1):** David Schneider

**Illinois (1):** Kyle Carrabine

**Kansas (1):** Nathan Mann

**Massachusetts (1):** Corey Cofield

**New Jersey (1):** Adam Payton

**North Carolina (1):** Steven Hess


**South Carolina (1):** Alex Smith

**Texas (1):** Peter Stein

**Virginia (5):** Marcus Barnett, Chris Darnell, Chris Statton, Danny Sumner, Adam Trumbower

### BY COUNTRY

**Lithuania (1):** Laimis Kisielius



## TONY SHAVER

Head Coach • Fourth Season at W&M

William and Mary head coach Tony Shaver is in his fourth season at the helm of the Tribe men's basketball program and his 31st overall in coaching. Shaver has coached at the collegiate level for the last 19 years and was officially hired as the 31st head men's basketball coach in the history of the College on May 2, 2003.

The Green and Gold continue to make strides under the direction of Shaver. W&M started the 2005-06 season 4-1, marking the best start for a Tribe since opening the 1992-93 campaign with a 6-1 record. During that season, however, two of the team's first four wins were against non-Division I teams Virginia Wesleyan and Shenandoah, which means the 4-1 start for the 2005-06 squad was the first time in school history that the Tribe has opened a year with at least four wins in its first five games against current Division I opponents. Included in those four victories was a 70-60 win at Hampton, who went on to make the NCAA Tournament.

Prior to the start of the 2005-06 season, Shaver was inducted into the Episcopal High School Hall of Fame in a ceremony at the school on Nov. 11. He led EHS for 10 seasons from 1977-86. With his inception into the Episcopal Hall of Fame, Shaver has been inducted into the Hall of Fame at both of his head coaching stops prior to taking over the reigns at William and Mary. He was inducted into the Hampden-Sydney Hall of Fame in 2004.

In his second season at the helm, W&M immediately started the season on a high note, defeating Radford and Hartford to win the inaugural W&M Tip-Off Classic, the first regular season tournament title for the College since 1981. The Tribe defeated James Madison in the first round of the Colonial Athletic Association Tournament for W&M's first postseason win since 1997, and just the third in the last 20 years.

Shaver began his Tribe career with a 91-64 pounding of Liberty on Nov. 23, 2003. He also won his first ever Colonial Athletic Association contest, as the Tribe knocked off two-time defending league champion UNC Wilmington, 67-66, in overtime on Dec. 4, 2003. In the Tribe's first contest against a nationally ranked opponent under Shaver's direction, W&M performed well, leading No. 15 Pittsburgh by 10 points midway through the first half, before the Panthers, who attempted 28 more free throws than the Tribe, won 70-55.

There have been individual successes as well for the Green and Gold under Shaver's reign. 2004 graduate Adam Hess, currently playing professionally in Germany, became the first player in school history to lead the CAA in scoring. An outstanding student and athlete, Hess was named the CAA Male Scholar-Athlete of the Year (for all sports) and was a First-Team Academic All-American and all-conference selection as a senior. Current senior Corey Cofield was voted the 2004 CAA Rookie of the Year, leading all freshmen in the league in points, rebounds and field goal percentage. Cofield earned his second straight selection to the All-CAA third team in 2005, while current junior Iaimis Kisielius earned a spot on the CAA All-Rookie team in 2005.

Shaver came to W&M after coaching 17 seasons at Hampden-Sydney, compiling a record of 358-121 (.747). He turned the Tigers into a Division III national powerhouse, leading the men's basketball team to eight Old Dominion Athletic Conference titles, 12 20-win seasons and 11 NCAA Division III Tournament appearances. The winningest basketball coach in the program's history, he was named the ODAC and South Region Coach of the Year in 1995, 1999 and 2000, and was picked as the Virginia Sports Information Directors Division II-III Coach of the Year in



1997, 1999 and 2000.

In 2003, Shaver took the Tigers to the NCAA Division III Final Four, as his team finished with a record of 28-4, tied for the second-most wins in the program's history. In 1999, Shaver led H-SC to the national championship game, where the Tigers lost by one point in double-overtime to Wisconsin-Platteville. The team finished 29-3, setting a school record for most wins in a season.

Shaver also has a firm commitment to his players' success in the classroom. In 1999, one of his charges, Jack Jirak, was named the ODAC Scholar-Athlete of the Year and was also awarded the Gammon Cup as the top-student-athlete at the college. Two of Shaver's players, David Hobbs (1999) and Russell Turner (1992) earned Academic All-America honors. A number of his players have been named to the Academic All-ODAC squad, including six student-athletes in 1998.

Prior to taking over at Hampden-Sydney for the 1986-87 campaign, Shaver spent 10 years as the head boys' basketball coach at Episcopal High School in Alexandria, Virginia. He was named the Virginia State Private School Coach of the Year in 1986, and was twice picked as the Alexandria Coach of the Year, while winning 73 percent of his games.

A 1976 graduate of North Carolina, Shaver was a guard on the Tar Heel men's basketball team from 1972-75 under head coach Dean Smith. Originally a walk-on, he earned a scholarship his rookie season, when he was awarded the prestigious Butch Bennett Award, presented to the freshman who exemplifies determination, sportsmanship and sacrifice for the team. Shaver was voted the honoree by his teammates. During his four years in Chapel Hill, UNC went 95-26, including a pair of trips to the NCAA Tournament in 1975 and 1976. During the 1975 season, the Tarheels won the ACC Tournament and advanced to the Sweet 16. During the 1973 and 1974 season, North Carolina made the National Invitational Tournament.

A native of High Point, North Carolina, Shaver and his wife, Ann, are the parents of three sons: Christopher (25), a former standout pitcher on the Tribe's baseball team, who is currently pitching with the Chicago Cubs organization, Austin (22) and Jackson (15).

# 00

## STEVEN HESS

Fr. - F/C - 6-10 - 225 (Charlotte, N.C./Gaston Day School)

- After missing most of the week prior to the Kansas State game due to illness, came off the bench to score three points, pull down three rebounds and block a shot in 11 minutes of action
- Saw action in the Tribe's exhibition victory over Barton College
- A three-year letterwinner at Gaston Day
- A McDonald's All-American nominee
- Garnered All-Southern Piedmont Athletic Association honors as a junior and senior
- Averaged 13.1 points and nine rebounds as a senior at Gaston Day
- Named Hardest Working Player during his senior season at Gaston Day
- As a junior at Gaston Day, helped his team reach the semifinals of the state tournament in North Carolina's largest independent-school classification

### SINGLE-GAME HIGHS

**POINTS**  
 Season 3 at Kansas State (11/11/06)  
 Career 3 at Kansas State (11/11/06)

**FIELD GOALS**  
 Season 1 at Kansas State (11/11/06)  
 Career 1 at Kansas State (11/11/06)

**FIELD GOAL ATTEMPTS**  
 Season 3 at Kansas State (11/11/06)  
 Career 3 at Kansas State (11/11/06)

**3-POINT FIELD GOALS**  
 Season None  
 Career None

**3-POINT FIELD GOAL ATTEMPTS**  
 Season None  
 Career None

**FREE THROWS**  
 Season 1 at Kansas State (11/11/06)  
 Career 1 at Kansas State (11/11/06)

**FREE THROW ATTEMPTS**  
 Season 4 at Kansas State (11/11/06)  
 Career 4 at Kansas State (11/11/06)

**REBOUNDS**  
 Season 3 at Kansas State (11/11/06)  
 Career 3 at Kansas State (11/11/06)

**ASSISTS**  
 Season None  
 Career None

**STEALS**  
 Season None  
 Career None

**BLOCKED SHOTS**  
 Season 1 at Kansas State (11/11/06)  
 Career 1 at Kansas State (11/11/06)

**MINUTES**  
 Season 11 at Kansas State (11/11/06)  
 Career 11 at Kansas State (11/11/06)

### HESS' 2006-07 GAME-BY-GAME STATISTICS

Date	Opp	Min	FG-A	Pct	3FG-A	Pct	FT-A	Pct	O-D	Tot	PF	A	TO	B	S	Pts
N11	at Kansas St.	11	1-3	.333	0-0	.000	1-4	.250	1-2	3	3	0	1	1	0	3
N20	Wagner															
N25	at Holy Cross															
N28	at Navy															
D1	Jacksonville St.															
D2	Cornell or VMI															
D5	Towson															
D8	North Florida															
D22	UMBC															
D28	Hampton															
D31	Richmond															
J3	at GMU															
J6	Northeastern															
J8	at Georgia St.															
J10	VCU															
J13	at Delaware															
J17	GMU															
J20	at Hofstra															
J24	at ODU															
J27	Georgia State															
J29	at VCU															
J31	JMU															
F3	UNCW															
F7	at JMU															
F10	at UNCW															
F14	Drexel															
F17	ESPN BracketBusters															
F21	at Drexel															
F24	ODU															

\* Games started

### HESS' CAREER STATISTICS

Season	G-GS	Min-Avg	FG-A	Pct	3FG-A	Pct	FT-A	Pct	OR-DR	Reb-Avg	PF-FO	A	TO	Blk	St	Pts-Avg
2006-07	1-0	11-11.0	1-3	.333	0-0	.000	1-4	.250	1-2	3-3.0	3-0	0	1	1	0	3-3.0
<b>Career</b>	<b>1-0</b>	<b>11-11.0</b>	<b>1-3</b>	<b>.333</b>	<b>0-0</b>	<b>.000</b>	<b>1-4</b>	<b>.250</b>	<b>1-2</b>	<b>3-3.0</b>	<b>3-0</b>	<b>0</b>	<b>1</b>	<b>1</b>	<b>0</b>	<b>3-3.0</b>

### HESS' CAA STATISTICS

Season	G-GS	Min-Avg	FG-A	Pct	3FG-A	Pct	FT-A	Pct	OR-DR	Reb-Avg	PF-FO	A	TO	Blk	St	Pts-Avg
2006-07	0-0	0-0.0	0-0	.000	0-0	.000	0-0	.000	0-0	0-0.0	0-0	0	0	0	0	0-0.0
<b>Career</b>	<b>0-0</b>	<b>0-0.0</b>	<b>0-0</b>	<b>.000</b>	<b>0-0</b>	<b>.000</b>	<b>0-0</b>	<b>.000</b>	<b>0-0</b>	<b>0-0.0</b>	<b>0-0</b>	<b>0</b>	<b>0</b>	<b>0</b>	<b>0</b>	<b>0-0.0</b>

## 2

## DAVID SCHNEIDER

Fr. - G - 6-3 - 175 (Phoenix, Ariz./Brophy Prep)

### SINGLE-GAME HIGHS

#### POINTS

Season 18 at Kansas State (11/11/06)  
 Career 18 at Kansas State (11/11/06)

#### FIELD GOALS

Season 5 at Kansas State (11/11/06)  
 Career 5 at Kansas State (11/11/06)

#### FIELD GOAL ATTEMPTS

Season 14 at Kansas State (11/11/06)  
 Career 14 at Kansas State (11/11/06)

#### 3-POINT FIELD GOALS

Season 3 at Kansas State (11/11/06)  
 Career 3 at Kansas State (11/11/06)

#### 3-POINT FIELD GOAL ATTEMPTS

Season 9 at Kansas State (11/11/06)  
 Career 9 at Kansas State (11/11/06)

#### FREE THROWS

Season 5 at Kansas State (11/11/06)  
 Career 5 at Kansas State (11/11/06)

#### FREE THROW ATTEMPTS

Season 7 at Kansas State (11/11/06)  
 Career 7 at Kansas State (11/11/06)

#### REBOUNDS

Season 9 at Kansas State (11/11/06)  
 Career 9 at Kansas State (11/11/06)

#### ASSISTS

Season 7 at Kansas State (11/11/06)  
 Career 7 at Kansas State (11/11/06)

#### STEALS

Season 4 at Kansas State (11/11/06)  
 Career 4 at Kansas State (11/11/06)

#### BLOCKED SHOTS

Season None  
 Career None

#### MINUTES

Season 38 at Kansas State (11/11/06)  
 Career 38 at Kansas State (11/11/06)

- Named CAA Rookie of the Week on Nov. 13 following his performance at Kansas State
- Led the Tribe in points (18), rebounds (9), assists (7), steals (4) and minutes played (38) against the Wildcats
- Turned in an impressive performance in the Tribe's exhibition victory over Barton College with 14 points on 5-of-7 shooting to go along with team-highs in assists (7), rebounds (8) and steals (8)
- His eight steals would have established a Kaplan Arena and W&M school-record
- Earned honorable mention 5A All-State honors at Brophy College Prep
- Garnered first-team all-region accolades in 2005 and 2006
- As a senior at Brophy Prep, averaged 18 points, six rebounds, six assists and two steals
- Father, Jeff Schneider, played basketball at Virginia Tech and was drafted by the Houston Rockets in the fifth round of the 1982 NBA Draft

### SCHNEIDER'S 2006-07 GAME-BY-GAME STATISTICS

Date	Opp	Min	FG-A	Pct	3FG-A	Pct	FT-A	Pct	O-D	Tot	PF	A	TO	B	S	Pts
N11	at Kansas St.	38	5-14	.357	3-9	.333	5-7	.714	1-8	9	4	7	5	0	4	18
N20	Wagner															
N25	at Holy Cross															
N28	at Navy															
D1	Jacksonville St.															
D2	Cornell or VMI															
D5	Towson															
D8	North Florida															
D22	UMBC															
D28	Hampton															
D31	Richmond															
J3	at GMU															
J6	Northeastern															
J8	at Georgia St.															
J10	VCU															
J13	at Delaware															
J17	GMU															
J20	at Hofstra															
J24	at ODU															
J27	Georgia State															
J29	at VCU															
J31	JMU															
F3	UNCW															
F7	at JMU															
F10	at UNCW															
F14	Drexel															
F17	ESPN BracketBusters															
F21	at Drexel															
F24	ODU															

\* Games started

### SCHNEIDER'S CAREER STATISTICS

Season	G-GS	Min-Avg	FG-A	Pct	3FG-A	Pct	FT-A	Pct	OR-DR	Reb-Avg	PF-FO	A	TO	Blk	St	Pts-Avg
2006-07	1-1	38-38.0	5-14	.357	3-9	.333	5-7	.714	1-8	9-9.0	4-0	7	5	0	4	18-18.0
<b>Career</b>	<b>1-1</b>	<b>38-38.0</b>	<b>5-14</b>	<b>.357</b>	<b>3-9</b>	<b>.333</b>	<b>5-7</b>	<b>.714</b>	<b>1-8</b>	<b>9-9.0</b>	<b>4-0</b>	<b>7</b>	<b>5</b>	<b>0</b>	<b>4</b>	<b>18-18.0</b>

### SCHNEIDER'S CAA STATISTICS

Season	G-GS	Min-Avg	FG-A	Pct	3FG-A	Pct	FT-A	Pct	OR-DR	Reb-Avg	PF-FO	A	TO	Blk	St	Pts-Avg
2006-07	0-0	0-0.0	0-0	.000	0-0	.000	0-0	.000	0-0	0-0.0	0-0	0	0	0	0	0-0.0
<b>Career</b>	<b>0-0</b>	<b>0-0.0</b>	<b>0-0</b>	<b>.000</b>	<b>0-0</b>	<b>.000</b>	<b>0-0</b>	<b>.000</b>	<b>0-0</b>	<b>0-0.0</b>	<b>0-0</b>	<b>0</b>	<b>0</b>	<b>0</b>	<b>0</b>	<b>0-0.0</b>

# 3

## ADAM TRUMBOWER

Sr. - G - 6-3 - 190 (Roanoke, Va./Cave Springs)

- Earned scholarship for his senior season after playing his first three years at W&M as a walk on
- Played in 21 contests as a junior in 2005-06
- Scored a season-high seven points against VCU (1/19/06), while logging a season-high 16 minutes
- Tallied four points in the Tribe's season-opening win over Maine (11/18/05)
- Registered steals against Delaware (2/15/06), Georgia State (2/4/06) and at VCU (1/19/06)
- Finished with five points and two assists against Hofstra (1/31/05)
- Had six points at UNC Greensboro (12/20/04)
- Played in 28 games, including two starts as a freshman in 2003-04
- Became the first walk on to start a game since 1996-97
- Tallied career-high eight points and seven rebounds off the bench at Radford (11/24/03)
- Set a career high with five assists in start at Delaware (1/21/04)
- Played 25 minutes with six points, three rebounds and two assists against Liberty (11/23/03) in his first career game.
- High school teammate of current Orlando Magic player and the ACC's all-time leading scorer J.J. Redick, who played collegiately at Duke

### SINGLE-GAME HIGHS

**POINTS**  
 Season None  
 Career 8 vs. Campbell (12/30/03)  
 8 at Radford (11/24/03)

**FIELD GOALS**  
 Season None  
 Career 3 vs. Campbell (12/30/03)  
 3 at Radford (11/24/03)

**FIELD GOAL ATTEMPTS**  
 Season None  
 Career 7 vs. Campbell (12/30/03)  
 7 at Radford (11/24/03)

**3-POINT FIELD GOALS**  
 Season None  
 Career 2, three times, most recently  
 at UNC Greensboro (12/20/04)

**3-POINT FIELD GOAL ATTEMPTS**  
 Season None  
 Career 6 at Radford (11/24/03)

**FREE THROWS**  
 Season None  
 Career 5 at Virginia Tech (12/23/03)

**FREE THROW ATTEMPTS**  
 Season None  
 Career 6 at Virginia Tech (12/23/03)

**REBOUNDS**  
 Season 1 at Kansas State (11/11/06)  
 Career 7 at Radford (11/24/03)

**ASSISTS**  
 Season None  
 Career 5 at Delaware (1/21/04)

**STEALS**  
 Season None  
 Career 2 at Drexel (2/7/04)

**BLOCKED SHOTS**  
 Season None  
 Career 1 vs. Drexel (2/2/05)  
 1 at Towson (1/14/04)

**MINUTES**  
 Season 2 at Kansas State (11/11/06)  
 Career 36 at Delaware (1/21/04)

### TRUMBOWER'S 2006-07 GAME-BY-GAME STATISTICS

Date	Opp	Min	FG-A	Pct	3FG-A	Pct	FT-A	Pct	O-D	Tot	PF	A	TO	B	S	Pts
N11	at Kansas St.	2	0-0	.000	0-0	.000	0-0	.000	0-1	1	0	0	1	0	0	0
N20	Wagner															
N25	at Holy Cross															
N28	at Navy															
D1	Jacksonville St.															
D2	Cornell or VMI															
D5	Towson															
D8	North Florida															
D22	UMBC															
D28	Hampton															
D31	Richmond															
J3	at GMU															
J6	Northeastern															
J8	at Georgia St.															
J10	VCU															
J13	at Delaware															
J17	GMU															
J20	at Hofstra															
J24	at ODU															
J27	Georgia State															
J29	at VCU															
J31	JMU															
F3	UNCW															
F7	at JMU															
F10	at UNCW															
F14	Drexel															
F17	ESPN BracketBusters															
F21	at Drexel															
F24	ODU															

### TRUMBOWER'S CAREER STATISTICS

Season	G-GS	Min-Avg	FG-A	Pct	3FG-A	Pct	FT-A	Pct	OR-DR	Reb-Avg	PF-FO	A	TO	Blk	St	Pts-Avg
2003-04	28-2	482-17.2	19-74	.257	9-55	.164	16-24	.667	14-28	42-1.5	32-0	36	28	1	5	63-2.3
2004-05	15-1	90-6.0	6-18	.333	3-10	.300	11-11	1.000	4-10	14-0.9	5-0	6	7	1	3	26-1.7
2005-06	21-0	106-5.0	2-18	.111	1-9	.111	7-9	.778	2-5	7-0.3	13-0	5	8	0	3	12-0.6
2006-07	1-0	2-2.0	0-0	.000	0-0	.000	0-0	.000	0-1	1-0.0	0-0	0	1	0	0	0-0.0
<b>Career</b>	<b>65-3</b>	<b>680-10.5</b>	<b>27-110</b>	<b>.245</b>	<b>13-74</b>	<b>.176</b>	<b>34-44</b>	<b>.773</b>	<b>20-44</b>	<b>64-1.0</b>	<b>50-0</b>	<b>47</b>	<b>44</b>	<b>2</b>	<b>11</b>	<b>101-1.6</b>

### TRUMBOWER'S CAA STATISTICS

Season	G-GS	Min-Avg	FG-A	Pct	3FG-A	Pct	FT-A	Pct	OR-DR	Reb-Avg	PF-FO	A	TO	Blk	St	Pts-Avg
2003-04	18-2	278-15.4	6-35	.171	3-26	.115	7-11	.636	7-8	15-0.8	22-0	22	16	1	3	22-1.2
2004-05	8-1	58-7.3	4-10	.400	1-4	.250	8-8	1.000	2-5	7-0.9	4-0	4	4	1	1	17-2.1
2005-06	15-0	87-5.8	1-12	.083	1-7	.143	5-7	.714	1-5	6-0.4	9-0	5	7	0	3	8-0.5
2006-07	0-0	0-0.0	0-0	.000	0-0	.000	0-0	.000	0-0	0-0.0	0-0	0	0	0	0	0-0.0
<b>Career</b>	<b>41-3</b>	<b>423-10.3</b>	<b>11-57</b>	<b>.193</b>	<b>5-37</b>	<b>.135</b>	<b>20-26</b>	<b>.769</b>	<b>10-18</b>	<b>28-0.7</b>	<b>35-0</b>	<b>31</b>	<b>27</b>	<b>2</b>	<b>7</b>	<b>47-1.1</b>

## SINGLE-GAME HIGHS

### POINTS

Season 2 at Kansas State (11/11/06)  
 Career 10 vs. Maine (11/18/05)

### FIELD GOALS

Season 1 at Kansas State (11/11/06)  
 Career 3 vs. Georgia State (2/4/06)  
 3 vs. Maine (11/18/05)

### FIELD GOAL ATTEMPTS

Season 4 at Kansas State (11/11/06)  
 Career 8 vs. Maine (11/18/05)

### 3-POINT FIELD GOALS

Season None  
 Career None

### 3-POINT FIELD GOAL ATTEMPTS

Season None  
 Career 1 at VCU (1/19/06)

### FREE THROWS

Season None  
 Career 4 vs. Maine (11/18/05)

### FREE THROW ATTEMPTS

Season None  
 Career 6 vs. Maine (11/18/05)

### REBOUNDS

Season 3 at Kansas State (11/11/06)  
 Career 6 at Old Dominion (2/9/06)

### ASSISTS

Season None  
 Career 1, four times, most recently  
 vs. Georgia State (2/4/06)

### STEALS

Season None  
 Career 2 at Towson (12/3/05)

### BLOCKED SHOTS

Season None  
 Career 3 vs. Maine (11/18/05)

### MINUTES

Season 13 at Kansas State (11/11/06)  
 Career 18 vs. Maine (11/18/05)

# 4

# ALEX SMITH

So. - F - 6-5 - 250 (Greenville, S.C./Oak Hill Academy (Va.))

- Played 13 minutes against Kansas State and chipped in two points and three rebounds
- Started three contests, while appearing in 27 as a freshman in 2005-06
- Made his first career start against Campbell (11/26/05) before making starts in the following two contests at Longwood (11/28/05) and vs. UNC Wilmington (11/30/05)
- Scored a career-high 10 points in his first career game against Maine (11/18/05)
- Played a season-high 18 minutes against the Black Bears, adding five rebounds
- Pulled down a career-high and team-high six rebounds at Old Dominion (2/9/06)
- Played for national power Oak Hill Academy in 2004-05, which ended the season ranked No. 1 in the nation in the *USA Today* Super 25 Boys' Basketball Rankings and finished the season with a record of 34-2
- Attended J.L. Mann High School in Greenville, S.C., before attending Oak Hill, where he averaged 19 points and 14 rebounds a game and was a South Carolina first-team all-state selection

### SMITH'S 2006-07 GAME-BY-GAME STATISTICS

Date	Opp	Min	FG-A	Pct	3FG-A	Pct	FT-A	Pct	O-D	Tot	PF	A	TO	B	S	Pts
N11	at Kansas St.	13	1-4	.250	0-0	.000	0-0	.000	1-2	3	2	0	0	0	0	2
N20	Wagner															
N25	at Holy Cross															
N28	at Navy															
D1	Jacksonville St.															
D2	Cornell or VMI															
D5	Towson															
D8	North Florida															
D22	UMBC															
D28	Hampton															
D31	Richmond															
J3	at GMU															
J6	Northeastern															
J8	at Georgia St.															
J10	VCU															
J13	at Delaware															
J17	GMU															
J20	at Hofstra															
J24	at ODU															
J27	Georgia State															
J29	at VCU															
J31	JMU															
F3	UNCW															
F7	at JMU															
F10	at UNCW															
F14	Drexel															
F17	ESPN BracketBusters															
F21	at Drexel															
F24	ODU															

\* Games started

### SMITH'S CAREER STATISTICS

Season	G-GS	Min-Avg	FG-A	Pct	3FG-A	Pct	FT-A	Pct	OR-DR	Reb-Avg	PF-FO	A	TO	Blk	St	Pts-Avg
2005-06	27-3	252-9.3	23-51	.451	0-1	.000	23-35	.657	16-40	56-2.1	25-1	4	21	6	5	69-2.6
2006-07	1-0	13-13.0	1-4	.250	0-0	.000	0-0	.000	1-2	3-3.0	2-0	0	0	0	0	2-2.0
<b>Career</b>	<b>28-3</b>	<b>265-9.5</b>	<b>24-55</b>	<b>.436</b>	<b>0-1</b>	<b>.000</b>	<b>23-35</b>	<b>.657</b>	<b>17-42</b>	<b>59-2.1</b>	<b>27-1</b>	<b>4</b>	<b>21</b>	<b>6</b>	<b>5</b>	<b>71-2.5</b>

### SMITH'S CAA STATISTICS

Season	G-GS	Min-Avg	FG-A	Pct	3FG-A	Pct	FT-A	Pct	OR-DR	Reb-Avg	PF-FO	A	TO	Blk	St	Pts-Avg
2005-06	17-1	160-9.4	14-29	.483	0-1	.000	13-20	.650	10-27	37-2.2	17-1	2	11	2	3	41-2.4
2006-07	0-0	0-0.0	0-0	.000	0-0	.000	0-0	.000	0-0	0-0.0	0-0	0	0	0	0	0-0.0
<b>Career</b>	<b>17-1</b>	<b>160-9.4</b>	<b>14-29</b>	<b>.483</b>	<b>0-1</b>	<b>.000</b>	<b>13-20</b>	<b>.650</b>	<b>10-27</b>	<b>37-2.2</b>	<b>17-1</b>	<b>2</b>	<b>11</b>	<b>2</b>	<b>3</b>	<b>41-2.4</b>



# 11

## NATHAN MANN

Jr. - G - 6-2 - 190 (Overland Park, Kan./St. Thomas Aquinas)

- Tallied 12 points, including a pair of 3-pointers against Barton College
- Tied for team-high honors with seven assists against the Bulldogs to go along with three rebounds
- Ranks ninth in school history in career 3-point field goal percentage (.359) and sixth in 3-point field goals per game (1.54)
- The Tribe's top 3-point threat, hitting on .411 (51-of-124) from downtown, in 2005-06
- Ranked third in the CAA (all games) in 3-point field-goal percentage and 12th in 3-point field-goals made
- His 3-point field-goal percentage for the season was the sixth-best mark in school history
- Notched his second career 20-plus point game with a season-high 21 at Georgia State (1/14/06), including five 3-point field goals
- Knocked down four, or more, 3-pointers on six occasions, including three contests of five trifectas
- Led team in assists as a freshman with 76, ranking 12th in the CAA at 2.62 per contest
- Scored career-high 25 points, shooting 10-of-19 from the floor and 5-of-11 from the 3-point line in 41 minutes in double-overtime game against George Mason (2/12/05)

### SINGLE-GAME HIGHS

**POINTS**  
 Season 5 at Kansas State (11/11/06)  
 Career 25 vs. George Mason (2/12/05)

**FIELD GOALS**  
 Season 2 at Kansas State (11/11/06)  
 Career 10 vs. George Mason (2/12/05)

**FIELD GOAL ATTEMPTS**  
 Season 6 at Kansas State (11/11/06)  
 Career 19 vs. George Mason (2/12/05)

**3-POINT FIELD GOALS**  
 Season 1 at Kansas State (11/11/06)  
 Career 5, four times, most recently at Georgia State (1/14/06)

**3-POINT FIELD GOAL ATTEMPTS**  
 Season 5 at Kansas State (11/11/06)  
 Career 11 vs. George Mason (2/12/05)

**FREE THROWS**  
 Season None  
 Career 4, four times, most recently at Drexel (2/23/06)

**FREE THROW ATTEMPTS**  
 Season None  
 Career 6 vs. Hampton (12/30/04)

**REBOUNDS**  
 Season 1 at Kansas State (11/11/06)  
 Career 6, three times, most recently at Richmond (12/31/05)

**ASSISTS**  
 Season 1 at Kansas State (11/11/06)  
 Career 6 vs. Towson (1/26/05)

**STEALS**  
 Season 1 at Kansas State (11/11/06)  
 Career 5 vs. Maine (11/18/05)  
 5 vs. Longwood (12/1/04)

**BLOCKED SHOTS**  
 Season None  
 Career 1, three times, most recently vs. James Madison (3/4/05)

**MINUTES**  
 Season 20 at Kansas State (11/11/06)  
 Career 41 vs. George Mason (2/12/05)

### MANN'S 2006-07 GAME-BY-GAME STATISTICS

Date	Opp	Min	FG-A	Pct	3FG-A	Pct	FT-A	Pct	O-D	Tot	PF	A	TO	B	S	Pts
N11	at Kansas St.	20	2-6	.333	1-5	.200	0-0	.000	1-0	1	5	1	1	0	1	5
N20	Wagner															
N25	at Holy Cross															
N28	at Navy															
D1	Jacksonville St.															
D2	Cornell or VMI															
D5	Towson															
D8	North Florida															
D22	UMBC															
D28	Hampton															
D31	Richmond															
J3	at GMU															
J6	Northeastern															
J8	at Georgia St.															
J10	VCU															
J13	at Delaware															
J17	GMU															
J20	at Hofstra															
J24	at ODU															
J27	Georgia State															
J29	at VCU															
J31	JMU															
F3	UNCW															
F7	at JMU															
F10	at UNCW															
F14	Drexel															
F17	ESPN BracketBusters															
F21	at Drexel															
F24	ODU															

### MANN'S CAREER STATISTICS

Season	G-GS	Min-Avg	FG-A	Pct	3FG-A	Pct	FT-A	Pct	OR-DR	Reb-Avg	PF-FO	A	TO	Blk	St	Pts-Avg
2004-05	29-18	696-24.0	82-226	.363	37-121	.306	25-36	.694	10-58	68-2.3	37-0	76	67	3	25	226-7.8
2005-06	28-7	611-21.8	72-196	.367	51-124	.411	23-30	.767	7-56	63-2.3	46-0	46	31	0	21	218-7.8
2006-07	1-1	20-20.0	2-6	.333	1-5	.200	0-0	.000	0-1	1-0.0	5-1	1	1	0	1	5-5.0
<b>Career</b>	<b>58-26</b>	<b>1327-22.9</b>	<b>156-428</b>	<b>.364</b>	<b>89-250</b>	<b>.356</b>	<b>48-66</b>	<b>.727</b>	<b>17-115</b>	<b>132-2.3</b>	<b>88-1</b>	<b>123</b>	<b>99</b>	<b>3</b>	<b>47</b>	<b>449-7.7</b>

### MANN'S CAA STATISTICS

Season	G-GS	Min-Avg	FG-A	Pct	3FG-A	Pct	FT-A	Pct	OR-DR	Reb-Avg	PF-FO	A	TO	Blk	St	Pts-Avg
2004-05	18-11	460-25.6	54-150	.360	21-77	.273	16-22	.727	7-36	43-2.4	25-0	47	33	2	13	145-8.1
2005-06	18-3	365-20.3	45-124	.363	34-81	.420	16-22	.727	4-29	33-1.8	26-0	26	18	0	8	140-7.8
2006-07	0-0	0-0.0	0-0	.000	0-0	.000	0-0	.000	0-0	0-0.0	0-0	0	0	0	0	0-0.0
<b>Career</b>	<b>36-14</b>	<b>825-22.9</b>	<b>99-274</b>	<b>.361</b>	<b>55-158</b>	<b>.348</b>	<b>32-44</b>	<b>.727</b>	<b>11-65</b>	<b>76-2.1</b>	<b>51-0</b>	<b>73</b>	<b>51</b>	<b>2</b>	<b>21</b>	<b>285-7.9</b>

# 12

# MARCUS BARNETT

Jr. - G - 6-2 - 195 (Hampton, Va./Phoebus)

- Joined the Tribe as a walk-on prior to the 2006-07 season
- A three-year letterwinner as a point and shooting guard at Phoebus
- A 2004 Basketball Zooms Scholar-Athlete Award winner
- Was the Phoebus team captain in 2003-04
- Lived and grew up in Italy

## SINGLE-GAME HIGHS

<b>POINTS</b>	
Season	None
Career	None
<b>FIELD GOALS</b>	
Season	None
Career	None
<b>FIELD GOAL ATTEMPTS</b>	
Season	None
Career	None
<b>3-POINT FIELD GOALS</b>	
Season	None
Career	None
<b>3-POINT FIELD GOAL ATTEMPTS</b>	
Season	None
Career	None
<b>FREE THROWS</b>	
Season	None
Career	None
<b>FREE THROW ATTEMPTS</b>	
Season	None
Career	None
<b>REBOUNDS</b>	
Season	None
Career	None
<b>ASSISTS</b>	
Season	None
Career	None
<b>STEALS</b>	
Season	None
Career	None
<b>BLOCKED SHOTS</b>	
Season	None
Career	None
<b>MINUTES</b>	
Season	None
Career	None

## BARNETT'S 2006-07 GAME-BY-GAME STATISTICS

Date	Opp	Min	FG-A	Pct	3FG-A	Pct	FT-A	Pct	O-D	Tot	PF	A	TO	B	S	Pts
N11	at Kansas St.															
N20	Wagner															
N25	at Holy Cross															
N28	at Navy															
D1	Jacksonville St.															
D2	Cornell or VMI															
D5	Towson															
D8	North Florida															
D22	UMBC															
D28	Hampton															
D31	Richmond															
J3	at GMU															
J6	Northeastern															
J8	at Georgia St.															
J10	VCU															
J13	at Delaware															
J17	GMU															
J20	at Hofstra															
J24	at ODU															
J27	Georgia State															
J29	at VCU															
J31	JMU															
F3	UNCW															
F7	at JMU															
F10	at UNCW															
F14	Drexel															
F17	ESPN BracketBusters															
F21	at Drexel															
F24	ODU															

\* Games started

## BARNETT'S CAREER STATISTICS

Season	G-GS	Min-Avg	FG-A	Pct	3FG-A	Pct	FT-A	Pct	OR-DR	Reb-Avg	PF-FO	A	TO	Blk	St	Pts-Avg
2006-07	0-0	0-0.0	0-0	.000	0-0	.000	0-0	.000	0-0	0-0.0	0-0	0	0	0	0	0-0.0
<b>Career</b>	<b>0-0</b>	<b>0-0.0</b>	<b>0-0</b>	<b>.000</b>	<b>0-0</b>	<b>.000</b>	<b>0-0</b>	<b>.000</b>	<b>0-0</b>	<b>0-0.0</b>	<b>0-0</b>	<b>0</b>	<b>0</b>	<b>0</b>	<b>0</b>	<b>0-0.0</b>

## BARNETT'S CAA STATISTICS

Season	G-GS	Min-Avg	FG-A	Pct	3FG-A	Pct	FT-A	Pct	OR-DR	Reb-Avg	PF-FO	A	TO	Blk	St	Pts-Avg
2006-07	0-0	0-0.0	0-0	.000	0-0	.000	0-0	.000	0-0	0-0.0	0-0	0	0	0	0	0-0.0
<b>Career</b>	<b>0-0</b>	<b>0-0.0</b>	<b>0-0</b>	<b>.000</b>	<b>0-0</b>	<b>.000</b>	<b>0-0</b>	<b>.000</b>	<b>0-0</b>	<b>0-0.0</b>	<b>0-0</b>	<b>0</b>	<b>0</b>	<b>0</b>	<b>0</b>	<b>0-0.0</b>

# 13

## LAIMISKISIELIUS

Jr. - F - 6-8 - 210 (Vilnius, Lithuania/Miller School (Va.))

- Hit on 5-of-7 from the floor, including a perfect 3-of-3 from 3-point range against Kansas State for 16 points
- Scored 17 points on 6-of-8 shooting against Barton College
- Had six rebounds and two block shots against the Bulldogs in the victory
- Played for Lithuania in the Global Games over the summer and helped his squad to a silver medal in the tournament
- Led the Tribe in scoring on two occasions and rebounding on four occasions in 2005-06
- Notched double figures in scoring in nine games, including four straight from Nov. 22-30
- Poured in a season-high 19 points in an 88-75 win over Longwood (11/28/05)
- Had eight games of five or more rebounds, including a career-high nine at UMBC(12/17/05)
- CAA All-Rookie selection in 2004-05
- Earned CAA Rookie of the Week honors on Feb. 21, 2005
- Ranked ninth in the CAA with .767 free throw percentage as a freshman
- Tallied a career-high 23 points, along with five assists, at UNC Wilmington (2/9/04)

### SINGLE-GAME HIGHS

**POINTS**  
 Season 16 at Kansas State (11/11/06)  
 Career 23 at UNC Wilmington (2/9/05)

**FIELD GOALS**  
 Season 5 at Kansas State (11/11/06)  
 Career 7 at UNC Wilmington (2/9/05)

**FIELD GOAL ATTEMPTS**  
 Season 7 at Kansas State (11/11/06)  
 Career 15 at UNC Wilmington (2/9/05)

**3-POINT FIELD GOALS**  
 Season 3 at Kansas State (11/11/06)  
 Career 3, three times, most recently at Kansas State (11/11/06)

**3-POINT FIELD GOAL ATTEMPTS**  
 Season 3 at Kansas State (11/11/06)  
 Career 8 at UNC Wilmington (2/9/05)

**FREE THROWS**  
 Season 3 at Kansas State (11/11/06)  
 Career 8, James Madison (2/16/05)

**FREE THROW ATTEMPTS**  
 Season 4 at Kansas State (11/11/06)  
 Career 11, James Madison (2/16/05)

**REBOUNDS**  
 Season 2 at Kansas State (11/11/06)  
 Career 9 at UMBC (12/17/05)

**ASSISTS**  
 Season 2 at Kansas State (11/11/06)  
 Career 5 at Northeastern (2/2)  
 5 at UNC Wilmington (2/9/05)

**STEALS**  
 Season 1 at Kansas State (11/11/06)  
 Career 2, eight times, most recently at Drexel (2/23)

**BLOCKED SHOTS**  
 Season None  
 Career 2 at Delaware (2/5/05)

**MINUTES**  
 Season 35 at Kansas State (11/11/06)  
 Career 35, four times, most recently at Kansas State (11/11/06)

### KISIELIUS' 2006-07 GAME-BY-GAME STATISTICS

Date	Opp	Min	FG-A	Pct	3FG-A	Pct	FT-A	Pct	O-D	Tot	PF	A	TO	B	S	Pts
N11	at Kansas St.	35	5-7	.714	3-3	1.000	3-4	.750	1-1	2	3	2	3	0	1	16
N20	Wagner															
N25	at Holy Cross															
N28	at Navy															
D1	Jacksonville St.															
D2	Cornell or VMI															
D5	Towson															
D8	North Florida															
D22	UMBC															
D28	Hampton															
D31	Richmond															
J3	at GMU															
J6	Northeastern															
J8	at Georgia St.															
J10	VCU															
J13	at Delaware															
J17	GMU															
J20	at Hofstra															
J24	at ODU															
J27	Georgia State															
J29	at VCU															
J31	JMU															
F3	UNCW															
F7	at JMU															
F10	at UNCW															
F14	Drexel															
F17	ESPN BracketBusters															
F21	at Drexel															
F24	ODU															

### KISIELIUS' CAREER STATISTICS

Season	G-GS	Min-Avg	FG-A	Pct	3FG-A	Pct	FT-A	Pct	OR-DR	Reb-Avg	PF-FO	A	TO	Blk	St	Pts-Avg
2004-05	28-20	710-25.4	78-203	.384	19-63	.302	69-90	.767	22-65	87-3.1	55-3	53	60	4	14	244-8.7
2005-06	28-25	634-22.6	68-198	.343	12-60	.200	51-68	.750	30-67	97-3.5	53-2	41	64	1	14	199-7.1
2006-07	1-1	35-35.0	5-7	.714	3-3	1.000	3-4	.750	1-1	2-2.0	3-0	2	2	0	1	16-16.0
<b>Career</b>	<b>57-46</b>	<b>1379-24.2</b>	<b>151-408</b>	<b>.370</b>	<b>34-126</b>	<b>.270</b>	<b>123-162</b>	<b>.759</b>	<b>53-133</b>	<b>186-3.3</b>	<b>111-5</b>	<b>96</b>	<b>126</b>	<b>5</b>	<b>29</b>	<b>459-8.1</b>

### KISIELIUS' CAA STATISTICS

Season	G-GS	Min-Avg	FG-A	Pct	3FG-A	Pct	FT-A	Pct	OR-DR	Reb-Avg	PF-FO	A	TO	Blk	St	Pts-Avg
2004-05	18-14	504-28.0	57-145	.393	13-36	.361	54-69	.783	17-46	63-3.5	35-1	36	39	4	4	181-10.1
2005-06	18-15	390-21.7	40-125	.320	6-36	.167	31-40	.775	18-27	45-2.5	37-2	25	38	1	9	117-6.5
2006-07	0-0	0-0.0	0-0	.000	0-0	.000	0-0	.000	0-0	0-0.0	0-0	0	0	0	0	0-0.0
<b>Career</b>	<b>36-29</b>	<b>894-24.8</b>	<b>97-270</b>	<b>.359</b>	<b>19-72</b>	<b>.264</b>	<b>85-109</b>	<b>.780</b>	<b>35-73</b>	<b>108-3.0</b>	<b>72-3</b>	<b>61</b>	<b>77</b>	<b>5</b>	<b>13</b>	<b>298-8.3</b>

# 15

# PETERSTEIN

So. - F - 6-9 - 225 (Houton, Texas/Westbury Christian)

## SINGLE-GAME HIGHS

### POINTS

Season 4 at Kansas State (11/11/06)  
 Career 16 vs. James Madison (1/28/06)

### FIELD GOALS

Season 2 at Kansas State (11/11/06)  
 Career 6 vs. Campbell (11/26/05)

### FIELD GOAL ATTEMPTS

Season 4 at Kansas State (11/11/06)  
 Career 7, three times, most recently  
 at Drexel (2/23/06)

### 3-POINT FIELD GOALS

Season None  
 Career None

### 3-POINT FIELD GOAL ATTEMPTS

Season None  
 Career 1, six times, most recently  
 vs. Virginia Commonwealth (2/25/06)

### FREE THROWS

Season None  
 Career 8 vs. James Madison (1/28/06)

### FREE THROW ATTEMPTS

Season None  
 Career 11 vs. James Madison (1/28/06)

### REBOUNDS

Season 6 at Kansas State (11/11/06)  
 Career 6 at Kansas State (11/11/06)  
 6 vs. Delaware (2/15/06)

### ASSISTS

Season 2 at Kansas State (11/11/06)  
 Career 3, three times, most recently  
 vs. Hofstra (2/20/06)

### STEALS

Season None  
 Career 2 vs. Hofstra (2/20/06)  
 2 vs. Campbell (11/26/05)

### BLOCKED SHOTS

Season None  
 Career 2 at Old Dominion (2/9/06)

### MINUTES

Season 20 at Kansas State (11/11/06)  
 Career 24 vs. Delaware (2/15/06)

- Equaled a career high with six rebounds against Kansas State, while adding four points in 20 minutes of action
- Started the Tribe's exhibition opening victory over Barton College, scoring seven points and pulling down two rebounds
- Played in 25 contests, while making a trio of starts as a freshman
- Averaged 14.8 minutes per game, while shooting .577 (41-of-71) from the field
- Finished the season with averages of 4.0 points and 2.0 rebounds per game
- Scored in double figures on three occasions
- Had a career high 16 points on a perfect 4-of-4 from the field and 8-of-11 from the free throw line in an 86-68 victory over James Madison (1/28/06)
- Two-time all-state selection at Westbury Christian
- Helped team win three Texas Private School state championships
- McDonalds All-American nominee

## STEIN'S 2006-07 GAME-BY-GAME STATISTICS

Date	Opp	Min	FG-A	Pct	3FG-A	Pct	FT-A	Pct	O-D	Tot	PF	A	TO	B	S	Pts
N11	at Kansas St.	20	2-4	.500	0-0	.000	0-0	.000	3-3	6	4	2	2	0	0	4
N20	Wagner															
N25	at Holy Cross															
N28	at Navy															
D1	Jacksonville St.															
D2	Cornell or VMI															
D5	Towson															
D8	North Florida															
D22	UMBC															
D28	Hampton															
D31	Richmond															
J3	at GMU															
J6	Northeastern															
J8	at Georgia St.															
J10	VCU															
J13	at Delaware															
J17	GMU															
J20	at Hofstra															
J24	at ODU															
J27	Georgia State															
J29	at VCU															
J31	JMU															
F3	UNCW															
F7	at JMU															
F10	at UNCW															
F14	Drexel															
F17	ESPN BracketBusters															
F21	at Drexel															
F24	ODU															

\* Games started

## STEIN'S CAREER STATISTICS

Season	G-GS	Min-Avg	FG-A	Pct	3FG-A	Pct	FT-A	Pct	OR-DR	Reb-Avg	PF-FO	A	TO	Blk	St	Pts-Avg
2005-06	25-3	371-14.8	41-71	.577	0-6	.000	19-32	.594	19-30	49-2.0	44-1	18	33	4	9	101-4.0
2006-07	1-1	20-20.0	2-4	.500	0-0	.000	0-0	.000	3-3	6-6.0	4-0	2	2	0	0	4-4.0
<b>Career</b>	<b>26-4</b>	<b>391-15.0</b>	<b>43-75</b>	<b>.573</b>	<b>0-6</b>	<b>.000</b>	<b>19-32</b>	<b>.594</b>	<b>22-33</b>	<b>55-2.1</b>	<b>48-1</b>	<b>20</b>	<b>35</b>	<b>4</b>	<b>9</b>	<b>105-4.0</b>

## STEIN'S CAA STATISTICS

Season	G-GS	Min-Avg	FG-A	Pct	3FG-A	Pct	FT-A	Pct	OR-DR	Reb-Avg	PF-FO	A	TO	Blk	St	Pts-Avg
2005-06	17-1	270-15.9	28-51	.549	0-5	.000	18-30	.600	16-19	35-2.1	31-1	13	24	4	6	74-4.4
2006-07	0-0	0-0.0	0-0	.000	0-0	.000	0-0	.000	0-0	0-0.0	0-0	0	0	0	0	0-0.0
<b>Career</b>	<b>17-1</b>	<b>270-15.9</b>	<b>28-51</b>	<b>.549</b>	<b>0-5</b>	<b>.000</b>	<b>18-30</b>	<b>.600</b>	<b>16-19</b>	<b>35-2.1</b>	<b>31-1</b>	<b>13</b>	<b>24</b>	<b>4</b>	<b>6</b>	<b>74-4.4</b>

# 20

## KYLE CARRABINE

Jr. - F - 6-7 - 205 (Naperville, Ill./Neuqua Valley)

- Came off the bench in the second half against Kansas State
- Played in eight games for the Tribe and averaged 1.1 points and 0.5 rebounds per contest as a sophomore
- Knocked down his lone 3-point field goal on the season on his way to scoring a career-high five points at Old Dominion (2/9/06)
- Pulled down a career-high three rebounds in the season-opening victory over Maine (11/18/05)
- Played a season-high 10 minutes at Towson (12/3/05)
- First career points came on a 3-pointer at No. 8 Kentucky (12/22/04)
- Played in 15 games with 15 points in 2004-05
- Scored four points in nine minutes at Hofstra (1/31/05)
- Tallied two points and an assist against Old Dominion in the CAA Tournament (3/5/05)

### SINGLE-GAME HIGHS

<b>POINTS</b>	
Season	None
Career	5 at Old Dominion (2/9/06)
<b>FIELD GOALS</b>	
Season	None
Career	2 at Hofstra (1/31/05)
<b>FIELD GOAL ATTEMPTS</b>	
Season	None
Career	5 at Towson (12/3/05)
<b>3-POINT FIELD GOALS</b>	
Season	None
Career	1, three times, most recently at Old Dominion (2/9/06)
<b>3-POINT FIELD GOAL ATTEMPTS</b>	
Season	None
Career	4 at Towson (12/3/05)
<b>FREE THROWS</b>	
Season	None
Career	2 at Old Dominion (2/9/06)
<b>FREE THROW ATTEMPTS</b>	
Season	None
Career	3 at Old Dominion (2/9/06)
<b>REBOUNDS</b>	
Season	None
Career	3 vs. Maine (11/18/05)
<b>ASSISTS</b>	
Season	None
Career	1, three times, most recently vs. Old Dominion (3/5/05)
<b>STEALS</b>	
Season	None
Career	1, three times, most recently at Virginia Commonwealth (2/23/05)
<b>BLOCKED SHOTS</b>	
Season	None
Career	None
<b>MINUTES</b>	
Season	3 at Kansas State (11/11/06)
Career	11 at Drexel (1/15/05)

### CARRABINE'S 2006-07 GAME-BY-GAME STATISTICS

Date	Opp	Min	FG-A	Pct	3FG-A	Pct	FT-A	Pct	O-D	Tot	PF	A	TO	B	S	Pts
N11	at Kansas St.	3	0-0	.000	0-0	.000	0-0	.000	0-0	0	0	0	0	0	0	0
N20	Wagner															
N25	at Holy Cross															
N28	at Navy															
D1	Jacksonville St.															
D2	Cornell or VMI															
D5	Towson															
D8	North Florida															
D22	UMBC															
D28	Hampton															
D31	Richmond															
J3	at GMU															
J6	Northeastern															
J8	at Georgia St.															
J10	VCU															
J13	at Delaware															
J17	GMU															
J20	at Hofstra															
J24	at ODU															
J27	Georgia State															
J29	at VCU															
J31	JMU															
F3	UNCW															
F7	at JMU															
F10	at UNCW															
F14	Drexel															
F17	ESPN BracketBusters															
F21	at Drexel															
F24	ODU															

\* Games started

### CARRABINE'S CAREER STATISTICS

Season	G-GS	Min-Avg	FG-A	Pct	3FG-A	Pct	FT-A	Pct	OR-DR	Reb-Avg	PF-FO	A	TO	Blk	St	Pts-Avg
2004-05	15-0	75-5.0	6-16	.375	2-10	.200	1-2	.500	2-4	6-0.4	5-0	3	1	0	3	15-1.0
2005-06	8-0	30-3.8	3-11	.273	1-6	.167	2-3	.667	0-4	4-0.5	0-0	0	2	0	0	9-1.1
2006-07	1-0	3-3.0	0-0	.000	0-0	.000	0-0	.000	0-0	0-0.0	0-0	0	0	0	0	0-0.0
<b>Career</b>	<b>24-0</b>	<b>108-4.5</b>	<b>9-27</b>	<b>.333</b>	<b>3-16</b>	<b>.186</b>	<b>3-5</b>	<b>.600</b>	<b>2-8</b>	<b>10-0.4</b>	<b>5-0</b>	<b>3</b>	<b>3</b>	<b>0</b>	<b>3</b>	<b>24-1.0</b>

### CARRABINE'S CAA STATISTICS

Season	G-GS	Min-Avg	FG-A	Pct	3FG-A	Pct	FT-A	Pct	OR-DR	Reb-Avg	PF-FO	A	TO	Blk	St	Pts-Avg
2004-05	9-0	52-5.8	4-9	.444	1-5	.200	1-2	.500	2-4	6-0.7	4-0	0	1	0	1	10-1.1
2005-06	7-0	23-3.3	3-8	.375	1-5	.200	2-3	.667	0-1	1-0.1	0-0	0	0	0	0	9-1.3
2006-07	0-0	0-0.0	0-0	.000	0-0	.000	0-0	.000	0-0	0-0.0	0-0	0	0	0	0	0-0.0
<b>Career</b>	<b>16-0</b>	<b>75-4.7</b>	<b>7-17</b>	<b>.412</b>	<b>2-10</b>	<b>.200</b>	<b>3-5</b>	<b>.600</b>	<b>2-5</b>	<b>7-0.4</b>	<b>4-0</b>	<b>0</b>	<b>1</b>	<b>0</b>	<b>1</b>	<b>19-1.2</b>

# 22

# DANNY SUMNER

Fr. - F - 6-7 - 190 (Fairfax, Va./Paul VI)

## SINGLE-GAME HIGHS

<b>POINTS</b>	
Season	None
Career	None

<b>FIELD GOALS</b>	
Season	None
Career	None

<b>FIELD GOAL ATTEMPTS</b>	
Season	1 at Kansas State (11/11/06)
Career	1 at Kansas State (11/11/06)

<b>3-POINT FIELD GOALS</b>	
Season	None
Career	None

<b>3-POINT FIELD GOAL ATTEMPTS</b>	
Season	1 at Kansas State (11/11/06)
Career	1 at Kansas State (11/11/06)

<b>FREE THROWS</b>	
Season	None
Career	None

<b>FREE THROW ATTEMPTS</b>	
Season	None
Career	None

<b>REBOUNDS</b>	
Season	None
Career	None

<b>ASSISTS</b>	
Season	None
Career	None

<b>STEALS</b>	
Season	None
Career	None

<b>BLOCKED SHOTS</b>	
Season	None
Career	None

<b>MINUTES</b>	
Season	6 at Kansas State (11/11/06)
Career	6 at Kansas State (11/11/06)

- Played 12 minutes and finished with two points, three rebounds and a block against Barton College
- His two points against the Bulldogs came on a follow-up two-handed dunk
- Named to the *Washington Post* First-Team All-Metro squad as a senior
- Honored with the Ron Johnson Award as the Five Star Most Promising Guard Prospect
- A First-Team *D.C. Examiner* and WCACA All-Conference selection
- Named the Virginia Independent Schools State Player of the Year in 2006
- Averaged 19.3 points, 8.6 rebounds, 2.0 assists and 2.0 blocks per game as a senior at Paul VI Catholic
- Led team to the Virginia Independent Schools Division I State final in 2004 and 2005, while advancing to the semifinals in 2006
- A honorable mention *Washington Post* All-Metro pick as a junior
- First W&M player from Paul VI since David Cully, who graduated from W&M in 1996 as the College's all-time blocked shots leader (248)

### SUMNER'S 2006-07 GAME-BY-GAME STATISTICS

Date	Opp	Min	FG-A	Pct	3FG-A	Pct	FT-A	Pct	O-D	Tot	PF	A	TO	B	S	Pts
N11	at Kansas St.	6	0-1	.000	0-1	.000	0-0	.000	0-0	0	1	1	1	0	0	0
N20	Wagner															
N25	at Holy Cross															
N28	at Navy															
D1	Jacksonville St.															
D2	Cornell or VMI															
D5	Towson															
D8	North Florida															
D22	UMBC															
D28	Hampton															
D31	Richmond															
J3	at GMU															
J6	Northeastern															
J8	at Georgia St.															
J10	VCU															
J13	at Delaware															
J17	GMU															
J20	at Hofstra															
J24	at ODU															
J27	Georgia State															
J29	at VCU															
J31	JMU															
F3	UNCW															
F7	at JMU															
F10	at UNCW															
F14	Drexel															
F17	ESPN BracketBusters															
F21	at Drexel															
F24	ODU															

• Games started

### SUMNER'S CAREER STATISTICS

Season	G-GS	Min-Avg	FG-A	Pct	3FG-A	Pct	FT-A	Pct	OR-DR	Reb-Avg	PF-FO	A	TO	Blk	St	Pts-Avg
2006-07	1-0	6-6.0	0-1	.000	0-1	.000	0-0	.000	0-0	0-0.0	1-0	1	1	0	0	0-0.0
<b>Career</b>	<b>1-0</b>	<b>6-6.0</b>	<b>0-1</b>	<b>.000</b>	<b>0-1</b>	<b>.000</b>	<b>0-0</b>	<b>.000</b>	<b>0-0</b>	<b>0-0.0</b>	<b>1-0</b>	<b>1</b>	<b>1</b>	<b>0</b>	<b>0</b>	<b>0-0.0</b>

### SUMNER'S CAA STATISTICS

Season	G-GS	Min-Avg	FG-A	Pct	3FG-A	Pct	FT-A	Pct	OR-DR	Reb-Avg	PF-FO	A	TO	Blk	St	Pts-Avg
2006-07	0-0	0-0.0	0-0	.000	0-0	.000	0-0	.000	0-0	0-0.0	0-0	0	0	0	0	0-0.0
<b>Career</b>	<b>0-0</b>	<b>0-0.0</b>	<b>0-0</b>	<b>.000</b>	<b>0-0</b>	<b>.000</b>	<b>0-0</b>	<b>.000</b>	<b>0-0</b>	<b>0-0.0</b>	<b>0-0</b>	<b>0</b>	<b>0</b>	<b>0</b>	<b>0</b>	<b>0-0.0</b>

# 23

## CHRIS DARNELL

So. - F - 6-8 - 210 (Fredericksburg, Va./North Stafford)

- Connected on a 3-pointer and added three rebounds at Kansas State
- Came off the bench in Tribe's exhibition win over Barton College, finishing with three points, three rebounds and two assists in 14 minutes of action
- Earned his first career start against Hofstra (2/20/06)
- Averaged 2.6 points and 2.2 rebounds per game in 11.3 minutes per contest
- In his first career game against Maine (11/18/05), knocked down a pair of 3-point field goals on his way to six points, four rebounds and two assists in 15 minutes
- Tallied a season-high eight points on 3-of-5 from the field to go along with a career-best seven rebounds against Delaware (2/15/06)
- Led the team in rebounding on three occasions, including back-to-back games with seven boards against Delaware (2/15/06) and four vs. Hofstra (2/20/06)
- Selected to the Virginia Group AAA All-State Second-Team by the *Associated Press*
- *Free-Lance Star* and district player of the year as a senior
- Set North Stafford High School's career scoring record with 1,464 points
- Averaged 24 points and 10 rebounds a game as a senior
- Also holds school records in rebounds and blocks

**DARNELL'S 2006-07 GAME-BY-GAME STATISTICS**

Date	Opp	Min	FG-A	Pct	3FG-A	Pct	FT-A	Pct	O-D	Tot	PF	A	TO	B	S	Pts
N11	at Kansas St.	9	1-2	.500	1-1	1.000	0-0	.000	0-3	3	1	1	1	0	0	3
N20	Wagner															
N25	at Holy Cross															
N28	at Navy															
D1	Jacksonville St.															
D2	Cornell or VMI															
D5	Towson															
D8	North Florida															
D22	UMBC															
D28	Hampton															
D31	Richmond															
J3	at GMU															
J6	Northeastern															
J8	at Georgia St.															
J10	VCU															
J13	at Delaware															
J17	GMU															
J20	at Hofstra															
J24	at ODU															
J27	Georgia State															
J29	at VCU															
J31	JMU															
F3	UNCW															
F7	at JMU															
F10	at UNCW															
F14	Drexel															
F17	ESPN BracketBusters															
F21	at Drexel															
F24	ODU															

\* Games started

### DARNELL'S CAREER STATISTICS

Season	G-GS	Min-Avg	FG-A	Pct	3FG-A	Pct	FT-A	Pct	OR-DR	Reb-Avg	PF-FO	A	TO	Blk	St	Pts-Avg
2005-06	21-1	237-11.3	23-60	.383	4-18	.222	5-8	.625	14-32	46-2.2	5-0	13	13	3	3	55-2.6
2006-07	1-0	9-9.0	1-2	.500	1-1	1.000	0-0	.000	0-3	3-3.0	1-0	1	1	0	0	3-3.0
<b>Career</b>	<b>22-1</b>	<b>246-11.2</b>	<b>24-62</b>	<b>.387</b>	<b>5-19</b>	<b>.263</b>	<b>5-8</b>	<b>.625</b>	<b>14-35</b>	<b>49-2.2</b>	<b>6-0</b>	<b>14</b>	<b>14</b>	<b>3</b>	<b>3</b>	<b>58-2.6</b>

### DARNELL'S CAA STATISTICS

Season	G-GS	Min-Avg	FG-A	Pct	3FG-A	Pct	FT-A	Pct	OR-DR	Reb-Avg	PF-FO	A	TO	Blk	St	Pts-Avg
2005-06	15-1	174-11.6	16-47	.340	2-13	.154	5-8	.625	12-23	35-2.3	3-0	9	10	3	3	39-2.6
2006-07	0-0	0-0.0	0-0	.000	0-0	.000	0-0	.000	0-0	0-0.0	0-0	0	0	0	0	0-0.0
<b>Career</b>	<b>15-1</b>	<b>174-11.6</b>	<b>16-47</b>	<b>.340</b>	<b>2-13</b>	<b>.154</b>	<b>5-8</b>	<b>.625</b>	<b>12-23</b>	<b>35-2.3</b>	<b>3-0</b>	<b>9</b>	<b>10</b>	<b>3</b>	<b>3</b>	<b>39-2.6</b>

### SINGLE-GAME HIGHS

<b>POINTS</b>	
Season	3 at Kansas State (11/11/06)
Career	8 vs. Delaware (2/15/06)
<b>FIELD GOALS</b>	
Season	1 at Kansas State (11/11/06)
Career	3, three times, most recently vs. Delaware (2/15/06)
<b>FIELD GOAL ATTEMPTS</b>	
Season	2 at Kansas State (11/11/06)
Career	6 vs. Georgia State (2/4/06) 6 at UNC Wilmington (1/7/06)
<b>3-POINT FIELD GOALS</b>	
Season	1 at Kansas State (11/11/06)
Career	2 vs. Maine (11/18/05)
<b>3-POINT FIELD GOAL ATTEMPTS</b>	
Season	1 at Kansas State (11/11/06)
Career	3 at Towson (12/3/05)
<b>FREE THROWS</b>	
Season	None
Career	2 vs. Hofstra (2/20/06)
<b>FREE THROW ATTEMPTS</b>	
Season	None
Career	2, three times, most recently vs. Hofstra (2/20/06)
<b>REBOUNDS</b>	
Season	3 at Kansas State (11/11/06)
Career	7 vs. Delaware (2/15/06)
<b>ASSISTS</b>	
Season	1 at Kansas State (11/11/06)
Career	3 vs. Delaware (2/15/06)
<b>STEALS</b>	
Season	None
Career	1 vs. Delaware (2/15/06) 1 vs. Georgia State (2/4/06)
<b>BLOCKED SHOTS</b>	
Season	None
Career	1, three times, most recently vs. Hofstra (2/20/06)
<b>MINUTES</b>	
Season	9 at Kansas State (11/11/06)
Career	21 vs. Delaware (2/15/06)

## SINGLE-GAME HIGHS

### POINTS

Season 5 at Kansas State (11/11/06)  
 Career 20 at Virginia Tech (12/27/05)

### FIELD GOALS

Season 2 at Kansas State (11/11/06)  
 Career 7 at Virginia Tech (12/27/05)  
 7 at Longwood (11/28/05)

### FIELD GOAL ATTEMPTS

Season 8 at Kansas State (11/11/06)  
 Career 9 at UNC Wilmington (1/7/05)  
 9 at Virginia Tech (12/27/05)

### 3-POINT FIELD GOALS

Season None  
 Career 3 at Drexel (2/23/06)

### 3-POINT FIELD GOAL ATTEMPTS

Season 2 at Kansas State (11/11/06)  
 Career 4 at Drexel (2/23/06)

### FREE THROWS

Season 1 at Kansas State (11/11/06)  
 Career 7 at Hampton (11/22/05)

### FREE THROW ATTEMPTS

Season 1 at Kansas State (11/11/06)  
 Career 9 at Hampton (11/22/05)

### REBOUNDS

Season 3 at Kansas State (11/11/06)  
 Career 7 vs. Campbell (11/26/05)  
 7 at Hampton (11/22/05)

### ASSISTS

Season 2 at Kansas State (11/11/06)  
 Career 8 vs. Campbell (11/26/05)

### STEALS

Season None  
 Career 4 at James Madison (2/11/06)  
 4 at Longwood (11/28/05)

### BLOCKED SHOTS

Season None  
 Career 1 vs. Holy Cross (11/19/05)  
 1 vs. Tennessee State (12/10/03)

### MINUTES

Season 29 at Kansas State (11/11/06)  
 Career 33 vs. Drexel (1/5/06)

# 24

# ADAMPAYTON

Sr. - G - 6-3 - 195 (Burlington, N.J./The Lawrenceville School)

- Led the Tribe in scoring with 20 points on 7-of-11 shooting in the exhibition victory over Division II No. 2 Barton College
- Started 26 of 28 games in 2005-06
- Topped W&M in steals in 2005-06, ranking eighth in the CAA
- Ranked third on the team in assists, while ranking fifth in points per game
- Had a career-high 20 points against Virginia Tech (12/27/05) on 7-of-9 shooting and a perfect 5-of-5 from the free throw line
- Turned in an impressive floor game against Campbell with 13 points, a career-high eight assists and seven rebounds
- The eight assists vs. Campbell were a W&M season-high in 2005-06
- Transferred to W&M from Vanderbilt prior to the 2004-05 season
- Played in 52 games over his two years at Vanderbilt, averaging 1.8 points, 0.5 rebounds and 0.7 assists per game

### PAYTON'S 2006-07 GAME-BY-GAME STATISTICS

Date	Opp	Min	FG-A	Pct	3FG-A	Pct	FT-A	Pct	O-D	Tot	PF	A	TO	B	S	Pts
N11	at Kansas St.	29	2-8	.250	0-2	.000	1-1	1.000	1-2	3	1	2	3	0	0	5
N20	Wagner															
N25	at Holy Cross															
N28	at Navy															
D1	Jacksonville St.															
D2	Cornell or VMI															
D5	Towson															
D8	North Florida															
D22	UMBC															
D28	Hampton															
D31	Richmond															
J3	at GMU															
J6	Northeastern															
J8	at Georgia St.															
J10	VCU															
J13	at Delaware															
J17	GMU															
J20	at Hofstra															
J24	at ODU															
J27	Georgia State															
J29	at VCU															
J31	JMU															
F3	UNCW															
F7	at JMU															
F10	at UNCW															
F14	Drexel															
F17	ESPN BracketBusters															
F21	at Drexel															
F24	ODU															

\* Games started

### PAYTON'S CAREER STATISTICS

Season	G-GS	Min-Avg	FG-A	Pct	3FG-A	Pct	FT-A	Pct	OR-DR	Reb-Avg	PF-FO	A	TO	Blk	St	Pts-Avg
2002-03†	23-0	179-7.8	10-28	.357	6-12	.500	3-12	.250	0-5	5-0.2	14-0	12	13	0	8	29-1.3
2003-04†	29-0	252-8.7	25-46	.543	5-12	.417	9-18	.500	0-21	21-0.7	14-0	22	25	1	8	64-2.2
2005-06	28-26	675-24.1	70-145	.483	14-30	.467	42-63	.667	23-48	71-2.5	41-1	50	53	1	45	196-7.0
2006-07	1-1	29-29.0	2-8	.250	0-2	.000	1-1	1.000	1-2	3-3.0	1-0	2	3	0	0	5-5.0
<b>Career</b>	<b>81-27</b>	<b>1135-14.0</b>	<b>107-227</b>	<b>.471</b>	<b>25-56</b>	<b>.446</b>	<b>55-94</b>	<b>.585</b>	<b>24-76</b>	<b>100-1.2</b>	<b>70-1</b>	<b>86</b>	<b>94</b>	<b>2</b>	<b>61</b>	<b>294-3.6</b>

† at Vanderbilt

### PAYTON'S CAA STATISTICS

Season	G-GS	Min-Avg	FG-A	Pct	3FG-A	Pct	FT-A	Pct	OR-DR	Reb-Avg	PF-FO	A	TO	Blk	St	Pts-Avg
2005-06	18-17	413-22.9	36-86	.419	8-20	.400	15-24	.625	14-26	40-2.2	28-1	28	33	0	24	95-5.3
2006-07	0-0	0-0.0	0-0	.000	0-0	.000	0-0	.000	0-0	0-0.0	0-0	0	0	0	0	0-0.0
<b>Career</b>	<b>18-17</b>	<b>413-22.9</b>	<b>36-86</b>	<b>.419</b>	<b>8-20</b>	<b>.400</b>	<b>15-24</b>	<b>.625</b>	<b>14-26</b>	<b>40-2.2</b>	<b>28-1</b>	<b>28</b>	<b>33</b>	<b>0</b>	<b>24</b>	<b>95-5.3</b>



# 25

## CHRIS STRATTON

Jr. - F - 6-6 - 205 (Burke, Va./Lake Braddock)

- Walk on forward from Burke, Va.
- Appeared in nine games, averaging 0.3 points and 0.7 rebounds per game in 2005-06
- Notched a season-high two points in six minute of action at Towson (12/3/05)
- Pulled down a season-high three rebounds in the season-opening victory over Maine (11/18/05)
- Played in 14 games and earned first career start against Hofstra (1/31/05) as a freshman
- Scored a career-high four points against Longwood (12/1/04)
- Pulled down four rebounds, including three offensive, at UNC Greensboro (12/20/04)

SINGLE-GAME HIGHS	
<b>POINTS</b>	
Season	None
Career	4 vs. Longwood (12/1/04)
<b>FIELD GOALS</b>	
Season	None
Career	1, five times, most recently vs. Old Dominion (3/5/05)
<b>FIELD GOAL ATTEMPTS</b>	
Season	None
Career	3 at UNC Greensboro (12/20/04)
<b>3-POINT FIELD GOALS</b>	
Season	None
Career	None
<b>3-POINT FIELD GOAL ATTEMPTS</b>	
Season	None
Career	1 at George Mason (1/29/05)
<b>FREE THROWS</b>	
Season	None
Career	2 vs. Longwood (12/1/04)
<b>FREE THROW ATTEMPTS</b>	
Season	None
Career	2 vs. Hofstra (2/20/06)
<b>REBOUNDS</b>	
Season	None
Career	4 at UNC Greensboro (12/20/04)
<b>ASSISTS</b>	
Season	None
Career	1, three times, most recently at Old Dominion (2/9/06)
<b>STEALS</b>	
Season	None
Career	1, three times, most recently vs. Hofstra (2/20/06)
<b>BLOCKED SHOTS</b>	
Season	None
Career	1 vs. Hofstra (2/20/06)
<b>MINUTES</b>	
Season	None
Career	18 at Hofstra (1/31/05)

### STRATTON'S 2006-07 GAME-BY-GAME STATISTICS

Date	Opp	Min	FG-A	Pct	3FG-A	Pct	FT-A	Pct	O-D	Tot	PF	A	TO	B	S	Pts
N11	at Kansas St.															
N20	Wagner															
N25	at Holy Cross															
N28	at Navy															
D1	Jacksonville St.															
D2	Cornell or VMI															
D5	Towson															
D8	North Florida															
D22	UMBC															
D28	Hampton															
D31	Richmond															
J3	at GMU															
J6	Northeastern															
J8	at Georgia St.															
J10	VCU															
J13	at Delaware															
J17	GMU															
J20	at Hofstra															
J24	at ODU															
J27	Georgia State															
J29	at VCU															
J31	JMU															
F3	UNCW															
F7	at JMU															
F10	at UNCW															
F14	Drexel															
F17	ESPN BracketBusters															
F21	at Drexel															
F24	ODU															

### STRATTON'S CAREER STATISTICS

Season	G-GS	Min-Avg	FG-A	Pct	3FG-A	Pct	FT-A	Pct	OR-DR	Reb-Avg	PF-FO	A	TO	Blk	St	Pts-Avg
2004-05	14-1	82-5.9	5-9	.556	0-1	.000	2-2	1.000	7-7	14-1.0	6-0	2	5	0	1	12-0.9
2005-06	9-0	24-2.7	1-3	.333	0-0	.000	1-2	.500	2-4	6-0.7	1-0	1	1	1	2	3-0.3
2006-07	0-0	0-0.0	0-0	.000	0-0	.000	0-0	.000	0-0	0-0.0	0-0	0	0	0	0	0-0.0
<b>Career</b>	<b>23-1</b>	<b>106-4.6</b>	<b>6-12</b>	<b>.500</b>	<b>0-1</b>	<b>.000</b>	<b>3-4</b>	<b>.750</b>	<b>9-11</b>	<b>20-0.9</b>	<b>7-0</b>	<b>3</b>	<b>6</b>	<b>1</b>	<b>3</b>	<b>15-0.7</b>

### STRATTON'S CAA STATISTICS

Season	G-GS	Min-Avg	FG-A	Pct	3FG-A	Pct	FT-A	Pct	OR-DR	Reb-Avg	PF-FO	A	TO	Blk	St	Pts-Avg
2004-05	7-1	51-7.3	2-3	.667	0-1	.000	0-0	.000	2-3	5-0.7	6-0	0	2	0	1	4-0.6
2005-06	8-0	18-2.3	1-2	.500	0-0	.000	1-2	.500	0-3	3-0.4	1-0	1	1	1	2	3-0.4
2006-07	0-0	0-0.0	0-0	.000	0-0	.000	0-0	.000	0-0	0-0.0	0-0	0	0	0	0	0-0.0
<b>Career</b>	<b>15-1</b>	<b>69-4.6</b>	<b>3-5</b>	<b>.600</b>	<b>0-1</b>	<b>.000</b>	<b>1-2</b>	<b>.500</b>	<b>2-6</b>	<b>8-0.5</b>	<b>7-0</b>	<b>1</b>	<b>3</b>	<b>1</b>	<b>3</b>	<b>7-0.5</b>

## SINGLE-GAME HIGHS

### POINTS

Season 4 at Kansas State (11/11/06)  
 Career 27 at VCU(2/23/05)

### FIELD GOALS

Season 2 at Kansas State (11/11/06)  
 Career 10 at Hofstra (1/24/04)

### FIELD GOAL ATTEMPTS

Season 4 at Kansas State (11/11/06)  
 Career 18 at Northeastern (2/2/06)

### 3-POINT FIELD GOALS

Season None  
 Career None

### 3-POINT FIELD GOAL ATTEMPTS

Season None  
 Career None

### FREE THROWS

Season None  
 Career 13 at VCU (2/23/05)

### FREE THROW ATTEMPTS

Season 2 at Kansas State (11/11/06)  
 Career 17, Delaware (2/11/04)

### REBOUNDS

Season None  
 Career 13, three times, most recently  
 at Towson (2/26/05)

### ASSISTS

Season 1 at Kansas State (11/11/06)  
 Career 4 vs. Towson (2/18/04)  
 4 at Virginia (1/5/04)

### STEALS

Season None  
 Career 3, three times, most recently  
 James Madison (2/16/05)

### BLOCKED SHOTS

Season None  
 Career 3 at UNC Greensboro (12/20/04)

### MINUTES

Season 14 at Kansas State (11/11/06)  
 Career 40 vs. George Mason (2/12/05)

# 45

# COREY COFIELD

Sr. - F - 6-5 - 245 (Newton, Mass./Roxbury Latin)

- Logged 21 minutes and finished with seven points, four rebounds and three assists against Barton College
- Topped W&M in rebounding and field-goal percentage for the second straight season in 2005-06 with 4.7 per contest and .554 (112-of-202), respectively
- His .554 field-goal percentage ranked sixth in school history, behind his .563 percentage of 2003-04
- Became the 14th player in W&M history to garner 1,000 points and 500 rebounds during his career
- Career field-goal percentage of .530 (357-of-674) ranks sixth in W&M history
- One of 28 players to score 1,000 points in his career, ranking 25th at 1,039 points
- Notched his 12th career double-double with 19 points and 11 rebounds at Northeastern (2/2/06)
- A Third-Team All-CAA selection in 2003-04 and in 2004-05
- 2004 CAA Rookie of the Year
- Named MVP of the W&M Tip-Off Classic in 2004, and garnered CAA Player of the Week honors following the performance
- His .804 free throw percentage in 2004-05 ranked as the 17th-best in school history, while his 144 free throws during his sophomore season was the 10th-best total

### COFIELD'S 2006-07 GAME-BY-GAME STATISTICS

Date	Opp	Min	FG-A	Pct	3FG-A	Pct	FT-A	Pct	O-D	Tot	PF	A	TO	B	S	Pts
N11	at Kansas St.	14	2-4	.500	0-0	.000	0-2	.000	0-0	0	0	1	1	0	0	4
N20	Wagner															
N25	at Holy Cross															
N28	at Navy															
D1	Jacksonville St.															
D2	Cornell or VMI															
D5	Towson															
D8	North Florida															
D22	UMBC															
D28	Hampton															
D31	Richmond															
J3	at GMU															
J6	Northeastern															
J8	at Georgia St.															
J10	VCU															
J13	at Delaware															
J17	GMU															
J20	at Hofstra															
J24	at ODU															
J27	Georgia State															
J29	at VCU															
J31	JMU															
F3	UNCW															
F7	at JMU															
F10	at UNCW															
F14	Drexel															
F17	ESPN BracketBusters															
F21	at Drexel															
F24	ODU															

\* Games started

### COFIELD'S CAREER STATISTICS

Season	G-GS	Min-Avg	FG-A	Pct	3FG-A	Pct	FT-A	Pct	OR-DR	Reb-Avg	PF-FO	A	TO	Blk	St	Pts-Avg
2003-04	28-21	782-27.9	126-224	.563	0-0	.000	118-186	.634	72-113	185-6.6	61-0	37	70	9	29	370-13.2
2004-05	29-27	833-28.7	119-248	.480	0-0	.000	144-179	.804	79-121	200-6.9	72-3	26	88	17	21	382-13.2
2005-06	28-15	625-22.3	112-202	.554	0-0	.000	63-92	.685	61-71	132-4.7	56-1	28	57	5	25	287-10.3
2006-07	1-0	14-14.0	2-4	.500	0-0	.000	0-2	.000	0-0	0-0.0	0-0	0	0	0	0	4-4.0
<b>Career</b>	<b>86-63</b>	<b>2254-26.2</b>	<b>359-678</b>	<b>.529</b>	<b>0-0</b>	<b>.000</b>	<b>325-459</b>	<b>.708</b>	<b>212-305</b>	<b>517-6.0</b>	<b>189-4</b>	<b>91</b>	<b>215</b>	<b>31</b>	<b>75</b>	<b>1043-12.1</b>

### COFIELD'S CAA STATISTICS

Season	G-GS	Min-Avg	FG-A	Pct	3FG-A	Pct	FT-A	Pct	OR-DR	Reb-Avg	PF-FO	A	TO	Blk	St	Pts-Avg
2003-04	18-16	565-31.4	92-164	.561	0-0	.000	89-133	.669	49-86	135-7.5	40-0	24	54	7	20	273-15.2
2004-05	18-16	532-29.6	81-167	.485	0-0	.000	100-123	.813	55-74	129-7.2	44-1	18	61	9	17	262-14.6
2005-06	18-11	390-21.7	60-116	.517	0-0	.000	38-56	.679	36-39	75-4.2	29-0	19	30	3	20	158-8.8
2006-07	0-0	0-0.0	0-0	.000	0-0	.000	0-0	.000	0-0	0-0.0	0-0	0	0	0	0	0-0.0
<b>Career</b>	<b>54-43</b>	<b>1487-27.5</b>	<b>233-447</b>	<b>.521</b>	<b>0-0</b>	<b>.000</b>	<b>227-312</b>	<b>.728</b>	<b>140-199</b>	<b>339-6.3</b>	<b>113-1</b>	<b>61</b>	<b>145</b>	<b>19</b>	<b>57</b>	<b>693-12.8</b>

## THE LAST TIME...

### TEAM

Played AP No. 1 team: at #1 Duke, L - 97-61, 12/30/91  
 Defeated team ranked 2-10 by AP: vs. #2 North Carolina, 78-75, 12/7/77  
 Defeated A.P. top 25 on the road: at #8 West Virginia, 89-76, 3/3/61

### W&M INDIVIDUALS

Had a double-double: Corey Cofield (19 pts., 11 rebs.) at Northeastern, 2/2/06  
 Had 30-plus points and 10-plus rebounds: Jeff Cohen (49 pts., 31 rebs.) vs. Richmond, 2/25/61  
 Four players in double figures: Calvin Baker (18), Corey Cofield (15), Laimis Kiselius (14) and Taylor Mokris (11) vs. Georgia State, 2/4/06  
 Five players in double figures: Brian Hutt (13), Corey Cofield (12), Calvin Baker (11), Laimis Kiselius (10) and Taylor Mokris (10) at James Madison 2/11/06  
 Scored 30-39 points: Adam Hess (36) at Drexel, 2/7/04  
 Scored 40-49 points: Jeff Cohen (49) vs. Richmond, 2/25/61  
 Two or more players score 20-29 points in the same game: Nick D'Antoni (25) and Nathan Mann (25) vs. George Mason, 2/12/05  
 Perfect at FT line (10 att.): Adam Hess (12-12) vs. VCU, 1/18/03  
 Had 15-19 Rebounds: Adam Hess (15) at VCU, 2/25/02  
 Had 10 or more assists: Nick D'Antoni (11) at George Mason, 1/31/04  
 Had 6 or more steals: Adam Hess (6) at George Mason, 1/31/04  
 Had 5 or more blocked shots: David Cully (10) vs. George Mason, 2/26/96

### OPPONENT INDIVIDUALS

Had a double-double: Akeem Wright (10 pts, 13 reb.), Kansas State, 11/11/06  
 Four players in double figures: Loren Stokes (19 pts.), Antoine Aguido (16) Aurimas Kieza, Adrian Uter (14), Hofstra, 2/20/06  
 Five players in double figures: Jose Juan Barea (17 pts.), Shawn James, Adrian Martinez (13), Bennett Davis, Aaron Davis (11), Northeastern, 2/2/06  
 Scored 30-39 points: Nick George (36 pts.), VCU, 2/23/05  
 Two or more players score 20-29 points in the same game: Jerrell Dinkins (22), John Zito (20), UMBC, 12/17/05  
 Perfect at FT line (10 att.): Bill Mayew (14-14), UNC-Wilmington, 1/29/97  
 Had 15-19 Rebounds: Rick Edwards and Eric Poole (15 Rebs.), Richmond, 2/8/97  
 Had 10 or more assists: Torey Thomas (10), Holy Cross, 11/19/05  
 Had 6 or more steals: John Goldsberry (6), UNC Wilmington, 1/7/06  
 Had 5 or more blocked shots: Shawn James (8), Northeastern, 2/2/06

### W&M FIELD GOAL SHOOTING

Shot 50 percent or better: .633 vs. Georgia State, 2/4/06  
 Shot 60 percent or better: .633 vs. Georgia State, 2/4/06  
 Made 30-39 field goals: 31 vs. Georgia State, 2/4/06  
 Attempted 60-69 field goals: 63 at James Madison, 2/11/06  
 Attempted 70-79 field goals: 72 at Northeastern, 2/2/06  
 Attempted 80-89 field goals: 84 vs. George Mason, 2/12/05

### OPPONENT FIELD GOAL SHOOTING

Shot 50 percent or better: .556, VCU, 2/25/06  
 Shot 60 percent or better: .614, George Mason, 1/29/05  
 Made 30-39 field goals: 32, Hofstra, 2/20/06  
 Attempted 60-69 field goals: 62, Northeastern, 2/2/06  
 Attempted 70-79 field goals: 71, Old Dominion, 2/9/06  
 Attempted 80-89 field goals: 80, Kansas State, 11/11/06

### W&M THREE-POINT SHOOTING

Shot 50 percent or better: .500 vs. UNC-Greensboro, 12/21/05  
 Shot 60 percent or better: .750 vs. Old Dominion, 2/16/01  
 Shot 70-79 percent: .750 vs. Old Dominion, 2/17/01  
 Made 10-14 3-point field goals: 13 vs. George Mason, 2/12/05  
 Attempted 20-29 3-point field goals: 21 at Kansas State, 11/11/06  
 Attempted 30-39 3-point field goals: 34 at Radford, 11/24/03

### OPPONENT THREE-POINT SHOOTING

Shot 50 percent or better: .500 at George Mason, 1/26/06  
 Shot 60 percent or better: .692 vs. George Mason, 1/12/06  
 Made 10-14 3-point field goals: 10 vs. James Madison, 1/28/06  
 Made 15 or more 3-point field goals: 17 at VCU, 2/19/03  
 Attempted 20-29 3-point field goals: 29 at Kansas State, 11/11/06  
 Attempted 30-39 3-point field goals: 35 vs. Campbell, 11/26/05

### W&M FREE THROW SHOOTING

Shot 80 percent or better: .900 vs. Hofstra, 2/20/06  
 Shot 90 percent or better: .900 vs. Hofstra, 2/20/06  
 Shot 100 percent: 1.000 at Drexel, 2/7/04  
 Made 20-29 free throws: 23 vs. James Madison, 1/28/06  
 Made 30-39 free throws: 32 vs. Hartford, 11/19/04  
 Attempted 10 or fewer free throws: 10 vs. Hofstra, 2/20/06  
 Attempted 30-39 free throws: 37 vs. Old Dominion, 1/21/06  
 Attempted 40-49 free throws: 41 vs. Hartford, 11/19/04

### OPPONENT FREE THROW SHOOTING

Shot 80 percent or better: .889 vs. VCU, 3/3/06  
 Shot 90 percent or better: .923 vs. Delaware, 2/15/06  
 Shot 100 percent: 1.000 at George Mason, 1/26/06  
 Made 20-29 free throws: 21 vs. VCU, 2/25/06  
 Made 30-39 free throws: 32 at George Mason, 1/3/02  
 Attempted 10 or fewer free throws: 8 at Old Dominion, 2/9/06  
 Attempted 30-39 free throws: 33 vs. Georgia State, 2/4/06  
 Attempted 40-49 free throws: 42 at George Mason, 1/3/02

## THE LAST TIME...

### W&M SCORING

Scored 80 or more points: 90 vs. Georgia State, 2/4/06  
 Scored 90 or more points: 90 vs. Georgia State, 2/4/06  
 Scored 100 or more points: 101 vs. Elon, 12/22/98

### OPPONENT SCORING

Scored 80 or more points: 82 vs. Hofstra, 2/20/06  
 Scored 90 or more points: 91 at VCU, 2/23/05  
 Scored 100 or more points: 104 vs. George Mason, 2/12/05

### W&M REBOUNDING

Had 40 or more rebounds: 40 at Drexel, 2/23/06  
 Had 50 or more rebounds: 51 vs. Maine, 11/18/06

### OPPONENT REBOUNDING

Had 40 or more rebounds: 40 at Old Dominion, 2/9/06  
 Had 50 or more rebounds: 59 at Kansas State, 11/11/06

### W&M ASSISTS

Had 20 or more assists: 25 vs. Georgia State, 2/4/06

### OPPONENT ASSISTS

Had 20 or more assists: 20 vs. Hofstra, 2/20/06

### W&M STEALS

Had 10 or more steals: 10 vs. UNC-Greensboro, 12/21/05  
 Had 15 or more steals: 19 at Virginia Tech, 12/23/03

### OPPONENT STEALS

Had 10 or more steals: 12 vs. VCU, 3/3/06  
 Had 15 or more steals: 19 at Towson, 12/3/05

### MISCELLANEOUS

**TWO W&M PLAYERS HAD A DOUBLE-DOUBLE IN THE SAME GAME:**  
 Adam Hess (23 pts., 10 rebs.) and Zeb Cope (11 pts., 11 rebs.)  
 vs. Towson, 3/5/04

**W&M PLAYER LED THE TEAM IN POINTS, REBOUNDS AND ASSISTS IN THE SAME GAME:**

David Schneider (18 points, 9 rebounds, 7 assists) at Kansas State, 11/11/06

### W&M PLAYED 2OT:

vs. George Mason, 2/12/05 (L, 104-99)

### W&M PLAYED 3OT:

vs. Virginia Tech, 1/21/81 (W 48-46)

### W&M PLAYED 4OT:

Never

### W&M SHOT 60 PERCENT FROM THE FLOOR IN A HALF:

.600 (Overtime) vs. Delaware, 2/15/06

### W&M SHOT 70 PERCENT FROM THE FLOOR IN A HALF:

.739 (2nd Half) vs. Georgia State, 2/4/06

### W&M Shot less than 30 percent from the floor in a half:

.250 (1st Half) at Georgia State, 1/14/06

### W&M OVERCAME A DEFICIT IN THE FINAL FIVE MINUTES TO WIN A GAME:

Overcame 66-59 deficit to win 72-70 at James Madison, 2/11/06

**GAME 1  
KANSAS STATE 70, W&M 60  
NOVEMBER 11, 2006**

W&M	tot-fg		3-pt		rebounds					pf	tp	a	to	blk	s	min
	fg	fga	fg	fga	ft	fta	of	de	tot							
13 Kisielius f	5	7	3	3	3	4	1	1	2	3	16	2	3	0	1	35
15 Stein f	2	4	0	0	0	0	3	3	6	4	4	2	2	0	0	20
02 Schneider g	5	14	3	9	5	7	1	8	9	4	18	7	5	0	4	38
11 Mann g	2	6	1	5	0	0	1	0	1	5	5	1	1	0	1	20
24 Payton g	2	8	0	2	1	1	1	2	3	1	5	2	3	0	0	29
00 Hess	1	3	0	0	1	4	1	2	3	3	3	0	1	1	0	11
03 Trumbower	0	0	0	0	0	0	0	1	1	0	0	0	1	0	0	2
04 Smith	1	4	0	0	0	0	1	2	3	2	2	0	0	0	0	13
20 Carrabine	0	0	0	0	0	0	0	0	0	0	0	0	0	0	0	3
22 Sumner	0	1	0	1	0	0	0	0	0	1	0	0	1	0	0	6
23 Darnell	1	2	1	1	0	0	0	3	3	1	3	1	1	0	0	9
45 Cofield	2	4	0	0	0	2	0	0	0	0	4	1	1	0	0	14
Team							1	5	6							
<b>Totals</b>	<b>21</b>	<b>53</b>	<b>8</b>	<b>21</b>	<b>10</b>	<b>18</b>	<b>10</b>	<b>27</b>	<b>37</b>	<b>24</b>	<b>60</b>	<b>16</b>	<b>19</b>	<b>1</b>	<b>6</b>	<b>200</b>

TOTAL FG%	1st Half: 10-25 40.0%	2nd Half: 11-28 39.3%	Game: 39.6%
3-Pt. FG%	1st Half: 4-9 44.4%	2nd Half: 4-12 33.3%	Game: 38.1%
F Throw %	1st Half: 3-5 60.0%	2nd Half: 7-13 53.8%	Game: 55.6%

Kansas State	tot-fg		3-pt		rebounds					pf	tp	a	to	blk	s	min
	fg	fga	fg	fga	ft	fta	of	de	tot							
20 Martin f	2	9	0	2	1	2	3	1	4	4	5	0	1	0	0	12
50 Colon f	1	2	0	0	2	2	3	4	7	3	4	1	0	0	0	20
02 Young g	4	13	1	5	2	4	1	2	3	4	11	5	4	1	2	25
03 Harris g	8	19	3	9	3	4	3	4	7	0	22	1	1	2	2	34
15 Hoskins g	4	15	1	7	6	9	5	2	7	2	15	2	1	0	1	30
05 Stewart	1	9	0	3	0	0	1	1	2	1	2	4	1	0	2	20
14 Afeli	0	1	0	0	0	0	2	1	3	1	0	0	0	0	0	5
31 Merriewether	0	0	0	0	0	0	0	0	0	0	0	0	0	0	0	0+
34 Wright	4	11	1	3	1	2	5	8	13	2	10	3	1	1	1	34
55 Bennett	0	1	0	0	1	4	2	1	3	1	1	0	0	4	0	20
TEAM							7	3	10							
<b>Totals</b>	<b>24</b>	<b>80</b>	<b>6</b>	<b>29</b>	<b>16</b>	<b>27</b>	<b>32</b>	<b>27</b>	<b>59</b>	<b>18</b>	<b>70</b>	<b>16</b>	<b>9</b>	<b>8</b>	<b>8</b>	<b>200</b>

TOTAL FG%	1st Half: 13-44 29.5%	2nd Half: 11-36 30.6%	Game: 30.0%
3-Pt. FG%	1st Half: 3-15 20.0%	2nd Half: 3-14 21.4%	Game: 20.7%
F Throw %	1st Half: 5-9 55.6%	2nd Half: 11-18 61.1%	Game: 59.3%

Officials: Steve Olson, Brad Ferrie, John Moore  
 Technical fouls: William & Mary-None. Kansas State-None.  
 Attendance: 11390

Score by Periods	1st	2nd	Total
William & Mary	27	33	60
Kansas State	34	36	70

**2005-06 William and Mary Basketball**  
**William and Mary Season Schedule/Results & Leaders (as of Nov 13, 2006)**  
**All games**

<b>RECORD:</b>	<b>OVERALL</b>	<b>HOME</b>	<b>AWAY</b>	<b>NEUTRAL</b>
ALL GAMES.....	(0-1)	(0-0)	(0-1)	(0-0)
CONFERENCE.....	(0-0)	(0-0)	(0-0)	(0-0)
NON-CONFERENCE.....	(0-1)	(0-0)	(0-1)	(0-0)

DATE	TIME	OPPONENT	SCORE	ATTEND	HIGH POINTS	HIGH REBOUNDS
11/11/06	1:00 pm	at Kansas State	60-70 L	11390	(18)Schneider, David	(9)Schneider, David

\* - Conference game

ATTENDANCE SUMMARY	GAMES	TOTALS	AVG/GAME
HOME.....	0	0	0
AWAY.....	1	11390	11390
NEUTRAL.....	0	0	0
TOTAL.....	1	11390	11390

**2005-06 William and Mary Basketball**  
**William and Mary Combined Team Statistics (as of Nov 13, 2006)**  
**All games**

<b>RECORD:</b>	<b>OVERALL</b>	<b>HOME</b>	<b>AWAY</b>	<b>NEUTRAL</b>
<b>ALL GAMES.....</b>	<b>(0-1)</b>	<b>(0-0)</b>	<b>(0-1)</b>	<b>(0-0)</b>
<b>CONFERENCE.....</b>	<b>(0-0)</b>	<b>(0-0)</b>	<b>(0-0)</b>	<b>(0-0)</b>
<b>NON-CONFERENCE.....</b>	<b>(0-1)</b>	<b>(0-0)</b>	<b>(0-1)</b>	<b>(0-0)</b>

## Player	GP-GS	Min--Avg	---TOTAL---			---3-PTS---			---REBOUNDS---				PF	FO	A	TO	Blk	Stl	Pts	Avg
			FG-FGA	Pct	3FG-FGA	Pct	FT-FTA	Pct	Off	Def	Tot	Avg								
02 Schneider, David...	1-1	38 38.0	5-14	.357	3-9	.333	5-7	.714	1	8	9	9.0	4	0	7	5	0	4	18	18.0
13 Kisielius, Laimis..	1-1	35 35.0	5-7	.714	3-3	1.000	3-4	.750	1	1	2	2.0	3	0	2	3	0	1	16	16.0
24 Payton, Adam.....	1-1	29 29.0	2-8	.250	0-2	.000	1-1	1.000	1	2	3	3.0	1	0	2	3	0	0	5	5.0
11 Mann, Nathan.....	1-1	20 20.0	2-6	.333	1-5	.200	0-0	.000	1	0	1	1.0	5	1	1	1	0	1	5	5.0
15 Stein, Peter.....	1-1	20 20.0	2-4	.500	0-0	.000	0-0	.000	3	3	6	6.0	4	0	2	2	0	0	4	4.0
45 Cofield, Corey....	1-0	14 14.0	2-4	.500	0-0	.000	0-2	.000	0	0	0	0.0	0	0	1	1	0	0	4	4.0
23 Darnell, Chris....	1-0	9 9.0	1-2	.500	1-1	1.000	0-0	.000	0	3	3	3.0	1	0	1	1	0	0	3	3.0
00 Hess, Steven.....	1-0	11 11.0	1-3	.333	0-0	.000	1-4	.250	1	2	3	3.0	3	0	0	1	1	0	3	3.0
04 Smith, Alex.....	1-0	13 13.0	1-4	.250	0-0	.000	0-0	.000	1	2	3	3.0	2	0	0	0	0	0	2	2.0
20 Kyle Carrabine....	1-0	3 3.0	0-0	.000	0-0	.000	0-0	.000	0	0	0	0.0	0	0	0	0	0	0	0	0.0
03 Trumbower, Adam...	1-0	2 2.0	0-0	.000	0-0	.000	0-0	.000	0	1	1	1.0	0	0	0	1	0	0	0	0.0
22 Sumner, Danny.....	1-0	6 6.0	0-1	.000	0-1	.000	0-0	.000	0	0	0	0.0	1	0	0	1	0	0	0	0.0
Team.....									1	5	6	6.0	0			0				

Total.....	1	200	21-53	.396	8-21	.381	10-18	.556	10	27	37	37.0	24	1	16	19	1	6	60	60.0
Opponents.....	1	200	24-80	.300	6-29	.207	16-27	.593	32	27	59	59.0	18	0	16	9	8	8	70	70.0

TEAM STATISTICS	W&M	OPP	DATE	OPPONENT	W/L	SCORE	ATTEND
SCORING.....	60	70	11/11/06	at Kansas State	L	60-70	11390
Points per game.....	60.0	70.0					
Scoring margin.....	-10.0	-					
FIELD GOALS-ATT.....	21-53	24-80					
Field goal pct.....	.396	.300					
3 POINT FG-ATT.....	8-21	6-29					
3-point FG pct.....	.381	.207					
3-pt FG made per game..	8.0	6.0					
FREE THROWS-ATT.....	10-18	16-27					
Free throw pct.....	.556	.593					
REBOUNDS.....	37	59					
Rebounds per game.....	37.0	59.0					
Rebounding margin.....	-22.0	-					
ASSISTS.....	16	16					
Assists per game.....	16.0	16.0					
TURNOVERS.....	19	9					
Turnovers per game....	19.0	9.0					
Turnover margin.....	-10.0	-					
Assist/turnover ratio..	0.8	1.8					
STEALS.....	6	8					
Steals per game.....	6.0	8.0					
BLOCKS.....	1	8					
Blocks per game.....	1.0	8.0					
WINNING STREAK.....	0	-					
Home win streak.....	0	-					
ATTENDANCE.....	0	11390					
Home games-Avg/Game....	0-0	1-11390					
Neutral site-Avg/Game..	-	0-0					

SCORE BY PERIODS:	1st	2nd	Total
William and Mary.....	27	33	- 60
Opponents.....	34	36	- 70

**2005-06 William and Mary Basketball**  
**William and Mary Team Game-by-Game Comparison (as of Nov 13, 2006)**  
**All games**

Opponent	1st	2nd	Score	Mar	Total FG	FG Pct	3-Pointers	3FG Pct	Free Throws	FT Pct	Rebounds	Assist	TOver	Block	Steal	Fouls		
Kansas State.....	27/34	33/36	60-70	(10)	21-53/24-80	.396/.300	8-21/	6-29	.381/.207	10-18/16-27	.556/.593	37/59	(22)	16/16	19/9	1/8	6/8	24/18

Note: Game totals are displayed in the format TEAM/OPPONENT for each category



**2005-06 William and Mary Basketball**  
**William and Mary Team Game-by-Game (as of Nov 13, 2006)**  
**All games**

TEAM STATISTICS

Opponent	Date	Score	W/L	---TOTAL---		--3-PTRS--		FT-FTA		Pct		----REBOUNDS----				PF		A		TO		Blk		Stl		Pts---Avg	
				FG-FGA	Pct	3FG-FGA	Pct	Pct	Off	Def	Tot	Avg	A	TO	Blk	Stl	Pts	Avg									
at Kansas State	11/11/06	60-70	L	21-53	.396	8-21	.381	10-18	.556	10	27	37	37.0	24	16	19	1	6	60	60.0							
William and Mary		60		21-53	.396	8-21	.381	10-18	.556	10	27	37	37.0	24	16	19	1	6	60	60.0							
Opponents		70		24-80	.300	6-29	.207	16-27	.593	32	27	59	59.0	18	16	9	8	8	70	70.0							

Games played: 1  
Points/game: 60.0  
FG Pct: 39.6  
3FG Pct: 38.1  
FT Pct: 55.6

Rebounds/game: 37.0  
Assists/game: 16.0  
Turnovers/game: 19.0  
Assist/turnover ratio: 0.8  
Steals/game: 6.0  
Blocks/game: 1.0

**2005-06 William and Mary Basketball**  
**William and Mary Game-by-Game Points-Rebounds-Assists (as of Nov 13, 2006)**  
**All games**

Opponent	Date	Score	00	02	03	04	11	13	15	20	22
-----	-----	-----	WL HESS,STEV	SCHNEIDER	TRUMBOWER	SMITH,ALE	MANN,NATH	KISIELIUS	STEIN,PET	CARRABINE	SUMNER,DA
-----	-----	-----	-----	-----	-----	-----	-----	-----	-----	-----	-----
at Kansas State	11/11/06	60-70	L 3- 3- 0	18- 9- 7	0- 1- 0	2- 3- 0	5- 1- 1	16- 2- 2	4- 6- 2	0- 0- 0	0- 0- 0

Opponent	Date	Score	23	24	45
-----	-----	-----	WL DARNELL,C	PAYTON,AD	COFIELD,C
-----	-----	-----	-----	-----	-----
at Kansas State	11/11/06	60-70	L 3- 3- 1	5- 3- 2	4- 0- 1

2005-06 William and Mary Basketball  
William and Mary High/Low Analysis (as of Nov 13, 2006)  
All games

William and Mary - TEAM GAME HIGHS

POINTS.....	60	at Kansas State (11/11/06)
FIELD GOALS MADE.....	21	at Kansas State (11/11/06)
FIELD GOAL ATTEMPTS.....	53	at Kansas State (11/11/06)
FIELD GOAL PERCENTAGE.....	.396 (21-53)	at Kansas State (11/11/06)
3 PT FIELD GOALS MADE.....	8	at Kansas State (11/11/06)
3 PT FG ATTEMPTS.....	21	at Kansas State (11/11/06)
3 PT FG PERCENTAGE.....	.381 ( 8-21)	at Kansas State (11/11/06)
FREE THROWS MADE.....	10	at Kansas State (11/11/06)
FREE THROW ATTEMPTS.....	18	at Kansas State (11/11/06)
FREE THROW PERCENTAGE.....	.556 (10-18)	at Kansas State (11/11/06)
REBOUNDS.....	37	at Kansas State (11/11/06)
ASSISTS.....	16	at Kansas State (11/11/06)
STEALS.....	6	at Kansas State (11/11/06)
BLOCKED SHOTS.....	1	at Kansas State (11/11/06)
TURNOVERS.....	19	at Kansas State (11/11/06)
FOULS.....	24	at Kansas State (11/11/06)

2005-06 William and Mary Basketball  
 William and Mary High/Low Analysis (as of Nov 13, 2006)  
 All games

Opponent - GAME HIGHS

POINTS.....	70	at Kansas State (11/11/06)
FIELD GOALS MADE.....	24	at Kansas State (11/11/06)
FIELD GOAL ATTEMPTS.....	80	at Kansas State (11/11/06)
FIELD GOAL PERCENTAGE.....	.300 (24-80)	at Kansas State (11/11/06)
3 PT FIELD GOALS MADE.....	6	at Kansas State (11/11/06)
3 PT FG ATTEMPTS.....	29	at Kansas State (11/11/06)
3 PT FG PERCENTAGE.....	.207 ( 6-29)	at Kansas State (11/11/06)
FREE THROWS MADE.....	16	at Kansas State (11/11/06)
FREE THROW ATTEMPTS.....	27	at Kansas State (11/11/06)
FREE THROW PERCENTAGE.....	.593 (16-27)	at Kansas State (11/11/06)
REBOUNDS.....	59	at Kansas State (11/11/06)
ASSISTS.....	16	at Kansas State (11/11/06)
STEALS.....	8	at Kansas State (11/11/06)
BLOCKED SHOTS.....	8	at Kansas State (11/11/06)
TURNOVERS.....	9	at Kansas State (11/11/06)
FOULS.....	18	at Kansas State (11/11/06)

2005-06 William and Mary Basketball  
 William and Mary High/Low Analysis (as of Nov 13, 2006)  
 All games

William and Mary - GAME LOWS

POINTS.....	60	at Kansas State (11/11/06)
FIELD GOALS MADE.....	21	at Kansas State (11/11/06)
FIELD GOAL ATTEMPTS.....	53	at Kansas State (11/11/06)
FIELD GOAL PERCENTAGE.....	.396 (21-53)	at Kansas State (11/11/06)
3 PT FIELD GOALS MADE.....	8	at Kansas State (11/11/06)
3 PT FG ATTEMPTS.....	21	at Kansas State (11/11/06)
3 PT FG PERCENTAGE.....	.381 ( 8-21)	at Kansas State (11/11/06)
FREE THROWS MADE.....	10	at Kansas State (11/11/06)
FREE THROW ATTEMPTS.....	18	at Kansas State (11/11/06)
FREE THROW PERCENTAGE.....	.556 (10-18)	at Kansas State (11/11/06)
REBOUNDS.....	37	at Kansas State (11/11/06)
ASSISTS.....	16	at Kansas State (11/11/06)
STEALS.....	6	at Kansas State (11/11/06)
BLOCKED SHOTS.....	1	at Kansas State (11/11/06)
TURNOVERS.....	19	at Kansas State (11/11/06)
FOULS.....	24	at Kansas State (11/11/06)

2005-06 William and Mary Basketball  
 William and Mary High/Low Analysis (as of Nov 13, 2006)  
 All games

Opponent - GAME LOWS

POINTS.....	70	at Kansas State (11/11/06)
FIELD GOALS MADE.....	24	at Kansas State (11/11/06)
FIELD GOAL ATTEMPTS.....	80	at Kansas State (11/11/06)
FIELD GOAL PERCENTAGE.....	.300 (24-80)	at Kansas State (11/11/06)
3 PT FIELD GOALS MADE.....	6	at Kansas State (11/11/06)
3 PT FG ATTEMPTS.....	29	at Kansas State (11/11/06)
3 PT FG PERCENTAGE.....	.207 ( 6-29)	at Kansas State (11/11/06)
FREE THROWS MADE.....	16	at Kansas State (11/11/06)
FREE THROW ATTEMPTS.....	27	at Kansas State (11/11/06)
FREE THROW PERCENTAGE.....	.593 (16-27)	at Kansas State (11/11/06)
REBOUNDS.....	59	at Kansas State (11/11/06)
ASSISTS.....	16	at Kansas State (11/11/06)
STEALS.....	8	at Kansas State (11/11/06)
BLOCKED SHOTS.....	8	at Kansas State (11/11/06)
TURNOVERS.....	9	at Kansas State (11/11/06)
FOULS.....	18	at Kansas State (11/11/06)

2005-06 William and Mary Basketball  
 William and Mary High/Low Analysis (as of Nov 13, 2006)  
 All games

William and Mary - INDIVIDUAL GAME HIGHS

POINTS.....	18	Schneider, David at Kansas State (11/11/06)
	16	Kisielius, Laimis at Kansas State (11/11/06)
	5	Payton, Adam at Kansas State (11/11/06)
	5	Mann, Nathan at Kansas State (11/11/06)
	4	Stein, Peter at Kansas State (11/11/06)
	4	Cofield, Corey at Kansas State (11/11/06)
FIELD GOALS MADE.....	5	Kisielius, Laimis at Kansas State (11/11/06)
	5	Schneider, David at Kansas State (11/11/06)
FIELD GOAL ATT.....	14	Schneider, David at Kansas State (11/11/06)
	8	Payton, Adam at Kansas State (11/11/06)
FG PCT (min 5 made).....	.714 ( 5-7 )	Kisielius, Laimis at Kansas State (11/11/06)
	.357 ( 5-14 )	Schneider, David at Kansas State (11/11/06)
3 PT FG MADE.....	3	Schneider, David at Kansas State (11/11/06)
	3	Kisielius, Laimis at Kansas State (11/11/06)
3 PT FG ATTEMPTS.....	9	Schneider, David at Kansas State (11/11/06)
	5	Mann, Nathan at Kansas State (11/11/06)
3-PT FG PCT (min 2 made).....	1.000 ( 3-3 )	Kisielius, Laimis at Kansas State (11/11/06)
	.333 ( 3-9 )	Schneider, David at Kansas State (11/11/06)
FREE THROWS MADE.....	5	Schneider, David at Kansas State (11/11/06)
	3	Kisielius, Laimis at Kansas State (11/11/06)
FREE THROW ATT.....	7	Schneider, David at Kansas State (11/11/06)
	4	Kisielius, Laimis at Kansas State (11/11/06)
	4	Hess, Steven at Kansas State (11/11/06)
FT PCT (min 3 made).....	.750 ( 3-4 )	Kisielius, Laimis at Kansas State (11/11/06)
	.714 ( 5-7 )	Schneider, David at Kansas State (11/11/06)
REBOUNDS.....	9	Schneider, David at Kansas State (11/11/06)
	6	Stein, Peter at Kansas State (11/11/06)
ASSISTS.....	7	Schneider, David at Kansas State (11/11/06)
	2	Stein, Peter at Kansas State (11/11/06)
	2	Payton, Adam at Kansas State (11/11/06)
	2	Kisielius, Laimis at Kansas State (11/11/06)
STEALS.....	4	Schneider, David at Kansas State (11/11/06)
	1	Kisielius, Laimis at Kansas State (11/11/06)
	1	Mann, Nathan at Kansas State (11/11/06)
BLOCKED SHOTS.....	1	Hess, Steven at Kansas State (11/11/06)
TURNOVERS.....	5	Schneider, David at Kansas State (11/11/06)
	3	Kisielius, Laimis at Kansas State (11/11/06)
	3	Payton, Adam at Kansas State (11/11/06)
FOULS.....	5	Mann, Nathan at Kansas State (11/11/06)
	4	Schneider, David at Kansas State (11/11/06)
	4	Stein, Peter at Kansas State (11/11/06)