


Tribe



2005-06
Review

GETTING OFF ON THE RIGHT FOOT

The Tribe opened the 2005-06 season with its first 4-1 start since the 1992-93 campaign. It also marked the first time in school history that W&M opened a year with four wins in its first five games against Division I opponents. After splitting the first two games at the W&M Tip-Off Classic, the Tribe won three straight over NCAA Tournament participant Hampton, Campbell and Longwood.

COFIELD NOTCHES CAREER MILESTONES

Forward Corey Cofield set a pair of career milestones during the 2005-06 season, scoring his 1,000th career point on Feb. 23, 2006 at Drexel just eight days after pulling down his 500th career rebound against Delaware (Feb. 15, 2006). He is the 28th 1,000-point scorer in W&M history and just the 14th to do it in less than three full seasons. Cofield is just the 14th W&M player to have 1,000 points and 500 rebounds. He is the Tribe's top returning scorer and rebounder at 10.3 points and 4.7 rebounds per game. He has finished in the top two on the team in both categories during each of his three years at William and Mary. Cofield sits in 25th place on the William and Mary career points list with 1,069 tallies.

MANN ON THE MARK

Junior guard Nathan Mann has connected on 35.9 percent (88-of-245) during his William and Mary career, a percentage that ranks eighth on the school's career list. The 88 made three point field goals is tied for 11th on the career list. During the 2005-06 season, Mann knocked down three pointers at a 41.1 percent (51-of-124) clip. The percentage ranked third in the Colonial Athletic Association (CAA) and sixth on the W&M single season list. Mann also tied for 11th in the CAA, knocking down 1.81 three-point field goals per game.

PAYTON STEALING THE SHOW

Senior guard Adam Payton made an immediate impact at William and Mary following his transfer from Vanderbilt. Payton started every contest at the guard position in 2005-06 and ranked among the Colonial Athletic Association (CAA) leaders in steals. The Burlington, N.J., native finished the year tied for eighth in the conference at 1.61 swipes per contest. His 45 steals during the campaign tied for fourth on the College's single season list. Payton will be the lone transfer on the roster in 2006-07, after he averaged 7.0 points per game during his first season with the Tribe.

TEAM OF THIEVES

In 2005-06, the Tribe proved to be one of the most successful team in school history when it came to steals. Led by guard Adam Payton, the Tribe posted 196 steals on the year, a total that ranks eighth in school history. It was the most steals for a Tribe team since the 1997-98 team had 215. The average of seven per contest ranked 10th in the program's annals. Four W&M players had over 20 swipes on the season, while a pair, including Payton, had over 40.

CAA HONORS

Two William and Mary basketball players received All-Colonial Athletic Association honors at the league's annual awards banquet in 2006. Point guard Calvin Baker was voted to the conference's all-rookie team, while forward Hawley Smith was named to the league's all-academic team. It marked the fifth straight season that W&M has had both an all-rookie and all-academic selection.

W&M'S BASKETBALL GYMNASIUM NAMED KAPLAN ARENA


On Nov. 17, W&M's basketball gymnasium was officially named Kaplan Arena, in honor of the longtime support of W&M graduates Jim and Jane Kaplan. The sponsors of the W&M Tip-Off Classic for the second straight season, the Kaplans also announced a \$7 million commitment in support of the Tribe men's basketball team.

TRIBE ON TARGET VS. GEORGIA STATE

W&M shot an impressive 63.3 percent from the field in its 90-73 win over Georgia State (2/4). The is the Tribe's most accurate performance from the field since making 37 of 58 field goals (63.8%) in a 101-69 win over Elon on Dec. 22, 1998 at the Stanford Invitational. W&M made an incredible 73.9 percent (17-23) of its shots in the second half against GSU, after making 14 of 26 (.538) in the first.

HITTING THE BOARDS

For the fifth straight season, including all three under head coach Tony Shaver, the Tribe outrebounded its opponents in 2005-06. The College held an advantage of 947 (33.8 average) to 929 (33.2 average). The rebounding defensive stat is the best for the College in nearly 20 years. The last time W&M held its opponents to a lower average and few total rebounds was during the 1986-87 season. The Tribe held its opponents to 869 total and a 32.2 average during that season.



2005-06 William and Mary Tribe

Back: Assistant Coach Chad Warner, Head Coach Tony Shaver, Assistant Coach Antwon Jackson, Laimis Kisielius, Brian Hutt, Nate Loehrke, Peter Stein, Chris Darnell, Taylor Mokris, Assistant Coach Dee Vick, Director of Operations Chuck Thomas, Manager Brendan McShea.

Front: Calvin Baker, Adam Trumbower, Alex Smith, Chris Stratton, Hawley Smith, Corey Cofield, Kyle Carrabine, Adam Payton, Nathan Mann.

STARTING LINEUPS

Head coach Tony Shaver used 12 different starting lineups last season. Against Hofstra (2/20), freshman Chris Darnell became the fifth W&M player to earn his first career start last season. Junior Adam Payton and freshmen Calvin Baker and Peter Stein each earned their first career starts in the season opener against Maine, while rookie Alex Smith earned his first career start against Campbell (11/26). In total, 12 different players started at least one game and no player started every game.

Starting Lineup Combinations

Starters (Game Number)	Record
Cofield, Kisielius, Stein, Baker, Payton (1-2)	1-1
Cofield, Kisielius, Hutt, Baker, Payton (3, 7, 12)	1-2
Kisielius, A. Smith, Hutt, Baker, Payton (4-6)	2-1
Cofield, Kisielius, Loehrke, Baker, Payton (8)	0-1
Kisielius, Hutt, Baker, Mann, Payton (9-11, 13, 16)	1-4
Kisielius, H. Smith, Hutt, Baker, Payton (14)	0-1
H. Smith, Hutt, Baker, Mokris, Payton (15)	0-1
Cofield, Kisielius, H. Smith, Baker, Payton (17-24)	3-5
Cofield, Darnell, Mann, Mokris, Payton (25)	0-1
Kisielius, H. Smith, Stein, Baker, Payton (26)	0-1
Hutt, H. Smith, Loehrke, Baker, Mokris (27)	0-1
Hutt, Kisielius, H. Smith, Baker, Mann (28)	0-1

SCORING FOR SHAVER

Under head coach Tony Shaver's fast-paced style of play, the Tribe has scored 80 or more points in 19 of his 84 games including six times in 2005-06.

80-Point Games Under Shaver

11/23/03	Liberty1	W 91-64
11/24/03	at Radford	L 86-89
11/28/03	vs. St. Francis (NY)2	W 80-60
12/30/03	Campbell	W 82-67
1/21/04	• at Delaware	L 82-93 (ot)
1/26/04	• Old Dominion	W 86-77
1/28/04	• at James Madison	W 99-86
11/19/04	Hartford3	W 84-71
11/20/04	Radford3	W 81-76
12/1/04	Longwood	W 90-60
1/26/05	• Towson	W 83-65
2/12/05	• George Mason	L 99-104 (2ot)
2/16/05	• James Madison	W 80-54
11/18/05	Maine3	W 89-55
11/26/05	Campbell	W 93-79
11/28/05	at Longwood	W 88-75
12/21/05	UNC Greensboro	W 83-73
1/28/06	• James Madison	W 86-68
2/4/06	• Georgia State	W 90-73

• CAA game; 1-Tony Shaver's first game at W&M; 2-Red Auerbach Colonial Classic (at George Washington); 3-W&M Tip-Off Classic

FACILITY UPGRADES

During the summer of 2005, W&M Hall underwent a major renovation project with the installation of a new hardwood floor. The \$750,000 project included a wall-to-wall, 16,900 square foot permanent wood floor, large enough for two full basketball courts when the arena's bleachers are retracted. The floor was manufactured by Connor Sports Flooring Corporation and was installed by Recreation Plus of Hopewell, Virginia.

KISIELIUS, LITHUANIA CLAIM SILVER AT GLOBAL GAMES

Forward Laimis Kisielius helped lead the Lithuania to the silver medal at the Global Games in Dallas, Texas, June 19-24. Kisielius started every game for the Lithuania side that won its group with a perfect 3-0 mark before falling in the Championship Game against Russia on June 24. Kisielius turned in his top performance in an 80-

2005-06

Record: 8-20

CAA: 3-15, 10th place (tie)

N18	Maine1	W	89-55
N19	Holy Cross1	L	55-67
N22	at Hampton	W	70-60
N26	Campbell	W	93-79
N28	at Longwood	W	88-75
N30	• UNC Wilmington	L	66-75
D3	• at Towson	L	45-76
D17	at UMBC	L	60-64
D21	UNC Greensboro	W	83-73
D27	at Virginia Tech	L	64-74
D31	at Richmond	L	50-52
J5	• Drexel	L	46-57
J7	• at UNC Wilmington	L	56-63
J12	• George Mason	L	46-65
J14	• at Georgia State	L	70-79
J19	• at VCU	L	60-69
J21	• Old Dominion	L	56-65
J26	• at George Mason	L	58-81
J28	• James Madison	W	86-68
F2	• at Northeastern	L	69-84
F4	• Georgia State	W	90-73
F9	• at Old Dominion	L	60-81
F11	• at James Madison	W	72-70
F15	• Delaware (ot)	L	52-57
F20	• Hofstra	L	57-82
F23	• at Drexel	L	56-61
F25	• VCU	L	59-77
M3	vs. VCU 2	L	59-62

*1-W&M Tip-Off Classic, Williamsburg, VA (W&M Hall);
2-CAA Tournament, Richmond, VA (Richmond Coliseum)*

77 victory over Argentina on June 22 with 17 points, including four three-point field goals in the win. He also added six rebounds and three assists while playing a team-high 38 minutes.

The Global Games is the pre-eminent international basketball event played in the United States. The Global Games exist to highlight the rising stars in the world of international basketball and to promote the growth of international basketball in the United States. This goal is validated and reinforced every year by the large number of NBA scouts, basketball fans, and coaches attending the Global Games. A total of 11 players from the 2005 event were drafted into the NBA in 2005. Some of the event alums currently playing in the NBA include Yao Ming, Carlos Boozer, Darko Millicic and Chris Bosh.

In his first two seasons with William and Mary, Kisielius averaged 7.9 points and 3.3 rebounds per game. He has played in 56 games during his career and started 45 of those contests. He scored in double figures during 21 combined games during his freshman and sophomore seasons at the College. As a freshman in 2005, Kisielius earned Colonial Athletic Association (CAA) All-Rookie Team honors as he averaged 8.7 points and 3.1 rebounds per game.

2005-06 OVERALL SEASON STATISTICS

##	Player	GP/GS	Min-Avg	TOTAL		3-PTS		REBOUNDS		PF-FO	A	TO	Blk	Stl	Pts-Avg			
				FG-FGA	Pct	3FG-FGA	Pct	Off-Def	Tot-Avg									
01	Baker, Calvin	28/27	879-31.4	108-333	.324	43-156	.276	65-87	.747	16-60	76-2.7	57-0	100	88	2	43	324-11.6	
45	Cofield, Corey	28/15	625-22.3	112-202	.554	0-0	.000	63-92	.685	61-71	132-4.7	56-1	28	57	5	25	287-10.3	
11	Mann, Nathan	28/7	611-21.8	72-196	.367	51-124	.411	23-30	.767	7-56	63-2.3	46-0	46	31	0	21	218-7.8	
13	Kisielius, Laimis	28/25	634-22.6	68-198	.343	12-60	.200	51-68	.750	30-67	97-3.5	53-2	41	64	1	14	199-7.1	
24	Payton, Adam	28/26	675-24.1	70-145	.483	14-30	.467	42-63	.667	23-48	71-2.5	41-1	50	53	1	45	196-7.0	
22	Mokris, Taylor	27/3	401-14.9	52-106	.491	10-28	.357	25-35	.714	21-39	60-2.2	49-1	35	24	4	9	139-5.1	
12	Hutt, Brian	21/15	355-16.9	39-62	.629	2-3	.667	22-43	.512	45-44	89-4.2	55-2	19	17	13	2	102-4.9	
15	Stein, Peter	25/3	371-14.8	41-71	.577	0-6	.000	19-32	.594	19-30	49-2.0	44-1	18	33	4	9	101-4.0	
21	Smith, Hawley	24/13	335-14.0	23-49	.469	6-12	.500	16-23	.696	24-39	63-2.6	42-1	20	18	1	15	68-2.8	
23	Darnell, Chris	21/1	237-11.3	23-60	.383	4-18	.222	5-8	.625	14-32	46-2.2	5-0	13	13	3	3	55-2.6	
04	Smith, Alex	27/3	252-9.3	23-51	.451	0-1	.000	23-35	.657	16-40	56-2.1	25-1	4	21	6	5	69-2.6	
00	Loehrke, Nate	16/2	90-5.6	10-21	.476	0-0	.000	13-15	.867	8-12	20-1.3	11-0	3	7	6	0	33-2.1	
20	Carrabine, Kyle	8/0	30-3.8	3-11	.273	1-6	.167	2-3	.667	0-4	4-0.5	0-0	0	2	0	0	9-1.1	
03	Trumbower, Adam	21/0	106-5.0	2-18	.111	1-9	.111	7-9	.778	2-5	7-0.3	13-0	5	8	0	3	12-0.6	
25	Stratton, Chris	9/0	24-2.7	1-3	.333	0-0	.000	1-2	.500	2-4	6-0.7	1-0	1	1	1	2	3-0.3	
TEAM										52-56	108-3.9	1-0					4	
Total		28		647-1526	.424	144-453	.318	377-545	.692	340-607	947-33.8	499-10	383	441	47	196	1815-64.8	
Opponents		28		701-1528	.459	189-547	.346	353-519	.680	309-620	929-33.2	506-10	422	423	109	239	1944-69.4	

2005-06 CAA STATISTICS

##	Player	GP/GS	Min-Avg	TOTAL		3-PTS		REBOUNDS		PF-FO	A	TO	Blk	Stl	Pts-Avg			
				FG-FGA	Pct	3FG-FGA	Pct	Off-Def	Tot-Avg									
01	Baker, Calvin	18/17	557-30.9	63-206	.306	25-102	.245	30-41	.732	8-33	41-2.3	27-0	70	53	0	27	181-10.1	
45	Cofield, Corey	18/11	390-21.7	60-116	.517	0-0	.000	38-56	.679	36-39	75-4.2	29-0	19	30	3	20	158-8.8	
11	Mann, Nathan	18/3	365-20.3	45-124	.363	34-81	.420	16-22	.727	4-29	33-1.8	26-0	26	18	0	8	140-7.8	
13	Kisielius, Laimis	18/15	390-21.7	40-125	.320	6-36	.167	31-40	.775	18-27	45-2.5	37-2	25	38	1	9	117-6.5	
22	Mokris, Taylor	18/3	286-15.9	41-85	.482	6-20	.300	19-25	.760	14-22	36-2.0	34-1	21	17	3	7	107-5.9	
24	Payton, Adam	18/17	413-22.9	36-86	.419	8-20	.400	15-24	.625	14-26	40-2.2	28-1	28	33	0	24	95-5.3	
12	Hutt, Brian	11/8	168-15.3	20-30	.667	1-2	.500	10-21	.476	24-15	39-3.5	25-1	5	12	6	2	51-4.6	
15	Stein, Peter	17/1	270-15.9	28-51	.549	0-5	.000	18-30	.600	16-19	35-2.1	31-1	13	24	4	6	74-4.4	
21	Smith, Hawley	18/12	271-15.1	18-38	.474	5-10	.500	15-21	.714	16-34	50-2.8	36-1	17	14	1	12	56-3.1	
00	Loehrke, Nate	9/1	53-5.9	8-15	.533	0-0	.000	9-11	.818	5-8	13-1.4	6-0	1	4	4	0	25-2.8	
23	Darnell, Chris	15/1	174-11.6	16-47	.340	2-13	.154	5-8	.625	12-23	35-2.3	3-0	9	10	3	3	39-2.6	
04	Smith, Alex	17/1	160-9.4	14-29	.483	0-1	.000	13-20	.650	10-27	37-2.2	17-1	2	11	2	3	41-2.4	
20	Carrabine, Kyle	7/0	23-3.3	3-8	.375	1-5	.200	2-3	.667	0-1	1-0.1	0-0	0	0	0	0	9-1.3	
03	Trumbower, Adam	15/0	87-5.8	1-12	.083	1-7	.143	5-7	.714	1-5	6-0.4	9-0	5	7	0	3	8-0.5	
25	Stratton, Chris	8/0	18-2.3	1-2	.500	0-0	.000	1-2	.500	0-3	3-0.4	1-0	1	1	1	2	3-0.4	
TEAM										32-39	71-3.9	1-0					2	
Total		18		394-974	.405	89-302	.295	227-331	.686	210-350	560-31.1	310-8	242	274	28	126	1104-61.3	
Opponents		18		460-958	.480	129-349	.370	234-332	.705	200-417	617-34.3	324-5	293	284	72	147	1283-71.3	

2005-06 TEAM AND PLAYER GAME HIGHS

WILLIAM AND MARY			PLAYER		
Points	93	vs Campbell (11/26/05)	Points	28	Baker, Calvin vs Campbell (11/26)
Field Goals Made	33	vs Campbell (11/26/05)	FG Made	9	Baker, Calvin vs Campbell (11/26)
Field Goals Attempted	72	at Northeastern (2/2/06)	FG Attempted	9	Cofield, Corey vs Maine (11/18)
Field Goal Percentage	.633 (31-49)	vs Georgia State (2/4/06)	FG Pct. (min 5 made)	1.000 (6-6)	Cofield, Corey vs UNCG (12/21)
3-Point Field Goals Made	10	vs Maine (11/18/05)	3-Pt. FG Made	5	Baker, Calvin vs JMU (1/28)
3-Point Field Goals Attempted	25	at Towson (12/3/05)		5	Mann, Nathan at GSU (1/14)
3-Point Field Goal Percentage	.556 (10-18)	vs Maine (11/18/05)		5	Mann, Nathan vs UNCG (12/21)
Free Throws Made	24	vs Holy Cross (11/19/05)		5	Mann, Nathan at UMBC (12/17)
Free Throws Attempted	33	vs Campbell (11/26/05)	3-Pt. FG Att	10	Mann, Nathan vs Delaware (2/15)
Free Throw Percentage	.889 (8-9)	at Virginia Tech (12/27/05)	Free Throws Made	9	Baker, Calvin vs Holy Cross (11/19)
Rebounds	51	vs Maine (11/18/05)		8	Baker, Calvin vs Georgia State (2/4)
Assists	25	vs Georgia State (2/4/06)		8	Stein, Peter vs James Madison (1/28)
Steals	13	vs Maine (11/18/05)	Free Throws Attempted	11	Stein, Peter vs James Madison (1/28)
Blocked Shots	6	vs Maine (11/18/05)		11	Baker, Calvin vs Holy Cross (11/19)
Turnovers	23	at Towson (12/3/05)	Rebounds	11	Cofield, Corey at Northeastern (2/2)
Fouls	29	vs Old Dominion (1/21/06)		11	Hutt, Brian vs UNC Greensboro (12/21)
			Assists	8	Payton, Adam vs Campbell (11/26/05)
			Steals	5	Mann, Nathan vs Maine (11/18)
			Block Shots	3	Smith, Alex vs Maine (11/18)

Game #1 • Nov. 18, 2005
William and Mary 89, Maine 55
Williamsburg, Va. • Kaplan Arena

Maine fg-a 3fg-a ft-a o-d reb f pt a t b s min

W&M fg-a 3fg-a ft-a o-d reb f pt a t b s min

Halftime: W&M 45-23, FG%: W&M .448, UM .362. 3FG%: W&M .556, UM .500. FT%: W&M .594, UM .500. Officials: Joey Cauthers, Mike Cowart, Mark Chafin. Attendance: 2,896.

Game #2 • Nov. 19, 2005
Holy Cross 67, William and Mary 55
Williamsburg, Va. • Kaplan Arena

Holy Cross fg-a 3fg-a ft-a o-d reb f pt a t b s min

W&M fg-a 3fg-a ft-a o-d reb f pt a t b s min

Halftime: HC 39-18. FG%: W&M .306, HC .382. 3FG%: W&M .067, HC .261. FT%: W&M .727, HC .864. Officials: Joey Caruthers, Mike Cowart, Carl Blair. Attendance: 1,810.

Game #3 • Nov. 19, 2005
William and Mary 70, Hampton 60
Hampton, Va. • HU Convocation Center

W&M fg-a 3fg-a ft-a o-d reb f pt a t b s min

Hampton fg-a 3fg-a ft-a o-d reb f pt a t b s min

Halftime: W&M, 40-32. FG%: W&M .490, HU .369. 3FG%: W&M .500, HU .240. FT%: W&M .667, HU .375. Officials: Bill Covington, Sr., Sean Cassidy, Bill Clark. Attendance: 1,042.

Game #4 • Nov. 26, 2005
William and Mary 93, Campbell 79
Williamsburg, Va. • Kaplan Arena

Campbell fg-a 3fg-a ft-a o-d reb f pt a t b s min

W&M fg-a 3fg-a ft-a o-d reb f pt a t b s min

Halftime: W&M 48-34. FG%: W&M .589, CU .384. 3FG%: W&M .500, CU .286. FT%: W&M .697, CU .500. Officials: Steve Gordon, Alan Spainhour, Ray Natili. Attendance: 1,649.

Game #5 • Nov. 28, 2005
William and Mary 88, Longwood 75
Farmville, Va. • Willett Hall

W&M fg-a 3fg-a ft-a o-d reb f pt a t b s min

Longwood fg-a 3fg-a ft-a o-d reb f pt a t b s min


Halftime: W&M, 41-27. FG%: W&M .483, LU .460. 3FG%: W&M .438, LU .278. FT%: W&M .793, LU .667. Officials: Les Jones, Duke Edsall, Curtis Blair. Attendance: 1,528.

Game #6 • Nov. 30, 2005
UNC Wilmington 75, William and Mary 66
Williamsburg, Va. • Kaplan Arena

UNCW fg-a 3fg-a ft-a o-d reb f pt a t b s min

W&M fg-a 3fg-a ft-a o-d reb f pt a t b s min

Halftime: UNCW, 42-24. FG%: W&M .444, UNCW .520. 3FG%: W&M .188, UNCW .500. FT%: W&M .714, UNCW .833. Officials: Manny Upton, Earl Walton, Bobby Pennington. Attendance: 2,459.



Adam Payton dished out a career-high eight assists in the Tribe's victory over Campbell.

Game #7 • Dec. 3, 2005
Towson 76, William and Mary 45
Towson, Md. • Towson Center

W&M fg-a 3fg-a ft-a o-d reb f pt a t b s min

Towson fg-a 3fg-a ft-a o-d reb f pt a t b s min

Halftime: TOW 42-20. FG%: W&M .275, TOW .484. 3FG%: W&M .080, TOW .368. FT%: W&M .600, TOW 1.000. Officials: Steve Gordon, Tony Dawkins, Mark Lindsay. Attendance: 1,127.

Game #8 • Dec. 17, 2005
UMBC 64, William and Mary 60
Baltimore, Md. • RAC Arena

W&M fg-a 3fg-a ft-a o-d reb f pt a t b s min

UMBC fg-a 3fg-a ft-a o-d reb f pt a t b s min

Halftime: UMBC 33-30. FG%: W&M .429, UMBC .444. 3FG%: W&M .444, UMBC .353. FT%: W&M .667, UMBC .714. Officials: Jeff Plunkett, Jim Luchansky, John Gwynn. Attendance: 1,422.

Game #9 - Dec. 21, 2005
William and Mary 83, UNC Greensboro 73
Williamsburg, Va. - Kaplan Arena

Statistical table for Game #9 showing player performance for UNCG and W&M.

Halftime: W&M 40-35. FG%: W&M .536, UNCG .444. 3FG%: W&M .500, UNCG .429. FT%: W&M .700, UNCG .615. Officials: Mike Eades, Roger Ayers, Curtis Blair. Attendance: 1,901.

Game #10 - Dec. 27, 2005
Virginia Tech 74, William and Mary 64
Blacksburg, Va. - Cassell Coliseum

Statistical table for Game #10 showing player performance for W&M and Virginia Tech.

Statistical table for Game #11 showing player performance for W&M and Richmond.

Halftime: VT, 46-28. FG%: W&M .424, VT .500. 3FG%: W&M .300, VT .455. FT%: W&M .889, VT .600. Officials: Gary Maxwell, Mike Wood, Alan Spainhour. Attendance: 9,847.

Game #11 - Dec. 31, 2005
Richmond 52, William and Mary 50
Richmond, Va. - Robins Center

Statistical table for Game #11 showing player performance for W&M and Richmond.

Statistical table for Game #12 showing player performance for UNCW and W&M.

Halftime: UR, 30-25. FG%: W&M .408, UR .421. 3FG%: W&M .000, UR .389. FT%: W&M .588, UR .619. Officials: Duke Edsall, Rob Tyburski, Tracy Woodson. Attendance: 3,607.



Nathan Mann connected on five 3-pointers on three different occasions in 2005-06, including a 5-of-6 performance against Georgia State (1/14).

Game #12 - Jan. 5, 2006
Drexel 57, William and Mary 46
Williamsburg, Va. - Kaplan Arena

Statistical table for Game #12 showing player performance for Drexel and W&M.

Statistical table for Game #13 showing player performance for W&M and UNC Wilmington.

Halftime: DU, 23-18. FG%: W&M .345, DU .500. 3FG%: W&M .222, DU .267. FT%: W&M .444, DU .647. Officials: Ray Natili, Mike Eades, Bobby Pennington. Attendance: 1,916.

Game #13 - Jan. 7, 2006
UNC Wilmington 63, William and Mary 56
Wilmington, N.C. - Trask Coliseum

Statistical table for Game #13 showing player performance for W&M and UNC Wilmington.

Statistical table for Game #14 showing player performance for GMU and W&M.

Halftime: UNCW, 30-20. FG%: W&M .400, UNCW .400. 3FG%: W&M .176, UNCW .182. FT%: W&M .722, UNCW .714. Officials: Duke Edsall, Sean Hull, Charles Robinson. Attendance: 5,365.

Game #14 - Jan. 12, 2006
George Mason 65, William and Mary 46
Williamsburg, Va. - Kaplan Arena

Statistical table for Game #14 showing player performance for GMU and W&M.

Statistical table for Game #15 showing player performance for W&M and Georgia State.

Halftime: GMU, 29-20. FG%: W&M .353, GMU .558. 3FG%: W&M .200, GMU .692. FT%: W&M .700, GMU .667. Officials: Les Jones, Roger Ayers, Manny Upton. Attendance: 2,024.

Game #15 - Jan. 14, 2006
Georgia State 79, William and Mary 70
Atlanta, Ga. - GSU Sports Arena

Statistical table for Game #15 showing player performance for W&M and Georgia State.

Statistical table for Game #16 showing player performance for GSU and W&M.

Halftime: GSU, 36-20. FG%: W&M .397, GSU .571. 3FG%: W&M .353, GSU .389. FT%: W&M .667, GSU .686. Officials: Les Jones, Roger Ayers, Manny Upton. Attendance: 728.



Laimis Kisielius has scored in double figures on 21 occasions during his career.

Game #23 • Feb. 9, 2006
William and Mary 72, James Madison 70
Harrisonburg, Va. • JMU Convocation Center

Table with columns for W&M players and their stats (fg-a, 3fg-a, ft-a, o-d, reb, f, pt, a, t, b, s, min). Includes team totals and game summary.

Table with columns for JMU players and their stats (fg-a, 3fg-a, ft-a, o-d, reb, f, pt, a, t, b, s, min). Includes team totals and game summary.

Halftime: JMU, 34-31. FG%: W&M .429, JMU .464. 3FG%: W&M .231, JMU .368. FT%: W&M .517, JMU .647. Officials: Sam Croft, Bob Pennington, Tony Dawkins. Attendance: 3,937.

Game #24 • Feb. 15, 2006
Delaware 57, William and Mary 52 (OT)
Williamsburg, Va. • Kaplan Arena

Table with columns for Delaware players and their stats (fg-a, 3fg-a, ft-a, o-d, reb, f, pt, a, t, b, s, min). Includes team totals and game summary.

Table with columns for W&M players and their stats (fg-a, 3fg-a, ft-a, o-d, reb, f, pt, a, t, b, s, min). Includes team totals and game summary.

Halftime: Tied, 25-25. Regulation: Tied, 50-50. FG%: W&M .310, DEL .345. 3FG%: W&M .350, DEL .333. FT%: W&M .643, DEL .923. Officials: Ray Natili, Mark Lindsay, Tony Dawkins. Attendance: 1,960.

Game #25 • Feb. 20, 2006
Hofstra 82, William and Mary 57
Williamsburg, Va. • Kaplan Arena

Table with columns for Hofstra players and their stats (fg-a, 3fg-a, ft-a, o-d, reb, f, pt, a, t, b, s, min). Includes team totals and game summary.

Table with columns for W&M players and their stats (fg-a, 3fg-a, ft-a, o-d, reb, f, pt, a, t, b, s, min). Includes team totals and game summary.

Halftime: HOF, 42-33. FG%: W&M .375, Hofstra, .561. 3FG%: W&M .357, Hofstra, .474. FT%: W&M .714, Hofstra, .900. Officials: Jamie Luckie, Bryan Kersey, Bernard Clinton. Attendance: 1,828.

Game #26 • Feb. 23, 2006
Drexel 61, William and Mary 56
Philadelphia, Pa. • Daskalakis Athletic Center

Table with columns for W&M players and their stats (fg-a, 3fg-a, ft-a, o-d, reb, f, pt, a, t, b, s, min). Includes team totals and game summary.

Table with columns for Drexel players and their stats (fg-a, 3fg-a, ft-a, o-d, reb, f, pt, a, t, b, s, min). Includes team totals and game summary.

Halftime: Drexel, 26-21. FG%: W&M .388, Drexel .393. 3FG%: W&M .389, Drexel .240. FT%: W&M .579, Drexel .611. Officials: Mike Eades, Tony Dawkins, Sean Hull. Attendance: 1,157.

Game #27 • Feb. 25, 2006
VCU 77, William and Mary 59
Williamsburg, Va. • Kaplan Arena

Table with columns for VCU players and their stats (fg-a, 3fg-a, ft-a, o-d, reb, f, pt, a, t, b, s, min). Includes team totals and game summary.

Table with columns for W&M players and their stats (fg-a, 3fg-a, ft-a, o-d, reb, f, pt, a, t, b, s, min). Includes team totals and game summary.

Halftime: VCU, 46-25. FG%: W&M .388, VCU .556. 3FG%: W&M .389, VCU .375. FT%: W&M .579, VCU .750. Officials: Sam Croft, Bill Humes, Charles Robinson. Attendance: 2,212.

Game #28 • March 3, 2006
VCU 62, William and Mary 59
Richmond, Va. • Richmond Coliseum

Table with columns for W&M players and their stats (fg-a, 3fg-a, ft-a, o-d, reb, f, pt, a, t, b, s, min). Includes team totals and game summary.

Table with columns for VCU players and their stats (fg-a, 3fg-a, ft-a, o-d, reb, f, pt, a, t, b, s, min). Includes team totals and game summary.

Halftime: VCU, 32-27. FG%: W&M .449, VCU .489. 3FG%: W&M .235, VCU .000. FT%: W&M .786, VCU .889. Officials: Les Jones, Sean Hull, Raymond Stoyons. Attendance: 6,912.



Chris Darnell scored a season-high eight points against Delaware (2/4), before earning his first career start against Hofstra (2/20).