




Tribe



History

HISTORY

Tribe

COACHING RECORDS

Year	Coach	W-L	Pct
1905-06	J. Merrill Blanchard	4-1	.800
1906-07	H.W. Withers	1-4	.200
1907-08	F.M. Crawford	1-4	.200
1908-09	F.M. Crawford	7-3	.700
1909-10	F.M. Crawford	1-3	.250
1910-11	F.M. Crawford	3-1	.750
1911-12	W.J. Young	2-5	.286
1912-13	W.J. Young	8-1	.889
1913-14	D.W. Draper	3-6	.333
1914-15	D.W. Draper	5-8	.385
1915-16	D.W. Draper	7-4	.636
1916-17	S.H. Hubbard	4-9	.308
1917-18	H.K. Young	6-11	.353
1918-19	V.M. Geddy	3-6	.333
1919-20	James G. Driver	5-7	.417
1920-21	James G. Driver	8-3	.727
1921-22	James G. Driver	10-2	.833
1922-23	James G. Driver	8-4	.667
1923-24	J. Wilder Tasker	7-13	.350
1924-25	J. Wilder Tasker	11-6	.647
1925-26	J. Wilder Tasker	9-8	.529
1926-27	J. Wilder Tasker	7-8	.467
1927-28	J. Wilder Tasker	16-4	.800
1928-29	L. Tucker Jones	9-11	.450
1929-30	John Kellison	16-6	.727
1930-31	John Kellison	13-4	.765
1931-32	John Kellison	13-6	.684
1932-33	John Kellison	13-5	.722
1933-34	John Kellison	4-9	.308
1934-35	Tom Dowler	10-5	.667
1935-36	Tom Dowler	11-6	.647

Southern Conference

Year	Coach	Overall		Conference		
		W-L	Pct	W-L	Pct.	Place
1936-37	Tom Dowler	0-18	.000	0-13	.000	16th
1937-38	John Kellison	2-10	.167	0-8	.000	15th
1938-39	John Kellison	9-12	.429	4-9	.308	12th
1939-40	Dwight Steussey	13-10	.565	6-5	.545	8th
1940-41	Dwight Steussey	15-10	.600	8-3	.727	2nd
1941-42	Dwight Steussey	15-9	.625	8-4	.667	5th
1942-43	Dwight Steussey	11-10	.524	6-4	.600	6th
1943-44	Rube McCray	10-11	.476	1-3	.250	10th
1944-45	Rube McCray	7-10	.412	3-4	.429	7th
1945-46	S.B. Holt	10-10	.500	5-5	.500	6th
1946-47	Richard F. Gallagher	14-12	.538	6-6	.500	9th
1947-48	Bernard E. Wilson	13-10	.565	8-7	.533	8th
1948-49	Bernard E. Wilson	24-10	.706	10-3	.769	2nd
1949-50	Bernard E. Wilson	23-9	.719	12-4	.750	2nd
1950-51	Bernard E. Wilson	20-11	.645	13-6	.684	4th
1951-52	H. Lester Hooker	15-13	.536	10-6	.625	8th
1952-53	Boydston H. Baird	10-13	.435	6-13	.316	12th
1953-54	Boydston H. Baird	9-14	.391	6-5	.545	5th
1954-55	Boydston H. Baird	11-14	.440	7-5	.583	6th
1955-56	Boydston H. Baird	12-14	.462	9-7	.563	5th
1956-57	Boydston H. Baird	9-18	.333	7-11	.389	6th
1957-58	William B. Chambers	15-14	.517	9-9	.500	5th
1958-59	William B. Chambers	13-11	.542	7-7	.500	4th
1959-60	William B. Chambers	15-11	.577	10-5	.667	3rd
1960-61	William B. Chambers	14-10	.583	9-6	.600	4th
1961-62	William B. Chambers	7-17	.292	5-11	.313	8th
1962-63	William B. Chambers	15-9	.625	10-5	.667	3rd
1963-64	William B. Chambers	9-13	.409	5-9	.357	7th
1964-65	William B. Chambers	12-13	.480	6-8	.429	6th
1965-66	William B. Chambers	13-12	.520	8-3	.727	3rd
1966-67	Warren Mitchell	14-11	.560	8-5	.615	3rd
1967-68	Warren Mitchell	6-18	.250	4-10	.286	8th
1968-69	Warren Mitchell	6-20	.231	3-8	.273	7th
1969-70	Warren Mitchell	11-16	.407	5-7	.417	5th
1970-71	Warren Mitchell	11-16	.408	7-3	.700	2nd
1971-72	Warren Mitchell	10-17	.370	6-4	.600	3rd
1972-73	Ed Ashnault	10-17	.370	5-6	.455	5th

1973-74	Ed Ashnault	9-18	.333	5-6	.455	5th
1974-75	George Balanis	16-12	.571	6-5	.545	3rd
1975-76	George Balanis	15-13	.536	8-3	.727	2nd
1976-77	George Balanis	16-14	.533	7-4	.636	4th
Totals	41 seasons	489-530	.480	268-255	.512	

ECAC South

Year	Coach	Overall		Conference		
		W-L	Pct	W-L	Pct.	Place
1977-78	Bruce Parkhill	16-10	.615			
1978-79	Bruce Parkhill	9-17	.346			
1979-80	Bruce Parkhill	12-15	.444			
1980-81	Bruce Parkhill	16-12	.571			
1981-82	Bruce Parkhill	16-12	.571			
1982-83	Bruce Parkhill	20-9	.690	9-0	1.000	1st
1983-84	Barry Parkhill	14-14	.500	6-4	.500	2nd
1984-85	Barry Parkhill	16-12	.571	9-5	.643	4th
Totals	Eight seasons	119-101	.541	24-9	.727	

Colonial Athletic Association

Year	Coach	Overall		Conference		
		W-L	Pct	W-L	Pct.	Place
1985-86	Barry Parkhill	8-20	.286	3-11	.214	6th
1986-87	Barry Parkhill	5-22	.185	2-12	.143	8th
1987-88	Chuck Swenson	10-19	.345	5-9	.357	6th
1988-89	Chuck Swenson	5-23	.179	3-11	.214	7th
1989-90	Chuck Swenson	6-22	.214	2-12	.143	8th
1990-91	Chuck Swenson	13-15	.464	6-8	.429	5th
1991-92	Chuck Swenson	10-19	.345	3-11	.214	7th
1992-93	Chuck Swenson	14-13	.519	6-8	.429	4th
1993-94	Chuck Swenson	4-23	.148	2-12	.143	8th
1994-95	Charlie Woollum	8-19	.296	6-8	.429	6th
1995-96	Charlie Woollum	10-16	.385	6-10	.375	6th
1996-97	Charlie Woollum	12-16	.429	8-8	.500	5th
1997-98	Charlie Woollum	20-7	.741	13-3	.813	1st
1998-99	Charlie Woollum	8-19	.296	3-13	.188	8th
1999-00	Charlie Woollum	11-17	.393	6-10	.375	6th
2000-01	Rick Boyages	11-17	.393	7-9	.438	5th
2001-02	Rick Boyages	10-19	.345	7-11	.389	6th
2002-03	Rick Boyages	12-16	.429	7-11	.389	8th
2003-04	Tony Shaver	7-21	.250	4-14	.222	8th
2004-05	Tony Shaver	8-21	.276	3-15	.167	8th
2005-06	Tony Shaver	8-20	.286	3-15	.167	T10th
Totals	20 seasons	200-384	.342	105-221	.322	
No conference		225-173	.565			
Southern Conf.		489-530	.480	268-255	.512	
ECAC South		119-101	.541	24-9	.727	
CAA		200-384	.345	105-221	.322	
Totals		1033-1188	.465	397-485	.450	

All-Time Coaching Records

Coach	Record	Pct.	Coach	Record	Pct.
J. Merrill Blanchard	4-1	.800	S.B. Holt	10-10	.500
H.W. Withers	4-1	.800	Richard F. Gallagher	14-12	.538
F.M. Crawford	12-11	.522	Bernard E. Wilson	80-40	.667
W.J. Young	10-6	.625	H. Lester Hooker	15-13	.536
D.W. Draper	15-18	.454	Boydston H. Baird	51-73	.411
S.H. Hubbard	4-9	.307	Bill Chambers	113-110	.507
H.K. Young	6-11	.352	Warren Mitchell	58-98	.372
V.M. Geddy	3-6	.333	Ed Ashnault	19-35	.352
James G. Driver	31-17	.646	George Balanis	47-39	.546
J. Wilder Tasker	49-44	.527	Bruce Parkhill	89-75	.543
L. Tucker Jones	9-11	.450	Barry Parkhill	43-68	.387
John Kellison	70-52	.574	Chuck Swenson	62-134	.316
Tom Dowler	21-29	.420	Charlie Woollum	69-84	.423
Dwight Steussey	53-40	.570	Rick Boyages	33-52	.388
Rube McCray	16-22	.421	Tony Shaver	23-62	.271

NCAA Records

Rebounds (Individual, Single Game)

51 Bill Chambers vs. Virginia
(2/14/53)

Player Awards

U.S. Basketball Writers Association

Most Courageous Award

1978 John Kratzer

All-America


- 1949 Chet Giermak
(Helms Athletic Foundation)
- 1950 Chet Giermak (NABC-2)
- 1953 Bill Chambers
(Helms Athletic Foundation)
- 1955 Johnny Mahoney
(Helms Athletic Foundation-3)
- 1961 Jeff Cohen
(Helms Athletic Foundation)
- 1981 Mike Strayhorn (HM)

Academic All-America

- 1950 Chet Giermak
- 1983 Keith Cieplicki (3)
- 1984 Keith Cieplicki (3)
- 1985 Keith Cieplicki (1)
- 2003 Adam Hess (2)
- 2004 Adam Hess (1)

NCAA Post-Graduate Scholarship

- 1985 Keith Cieplicki
- 2004 Adam Hess



Bill Chambers earned All-America honors from the Helms Athletic Foundation in 1953.

NABC All-District

- 1950 Chet Giermak
- 1952 Bill Chambers (HM)
- 1961 Jeff Cohen (HM)
- 1981 Mike Strayhorn (2)
- 1983 Keith Cieplicki (2)
- 1985 Keith Cieplicki (2)
- 1988 Tim Trout (2)
- 1998 Randy Bracy (1)
- 2003 Adam Hess (1)
- 2004 Adam Hess (1)

State Player of the Year

- 1965 Martin Morris
- 2003 Adam Hess (VaSID)

VaSID All-State Team

- 2003 Adam Hess
- 2004 Adam Hess

VaSID Academic All-State

- 2003 Adam Hess
- 2004 Adam Hess (HM)

Southern Conference Athlete of the Year


- 1961 Jeff Cohen

Southern Conference Men's Basketball Player of the Year

- 1961 Jeff Cohen
- 1971 Tom Jasper

All-Southern Conference

- 1947 Chet Giermak (2)
- 1949 Chet Giermak (1)
- 1950 Chet Giermak (1)
- 1951 Perry Lewis (2)
Ed McMillan (2)
- 1952 Bill Chambers (2)
- 1953 Bill Chambers (2)
- 1958 Roy Lange (1)
- 1959 Roy Lange (1)
Jeff Cohen (2)
- 1960 Jeff Cohen (1)
Bev Vaughan (2)
- 1961 Jeff Cohen (1)
- 1963 Roger Bergey (2)
- 1964 Dave Hunter (2)
- 1966 Ben Pomeroy (1)
- 1967 Ben Pomeroy (1)
Ron Panneton (2)
- 1968 Bob Sherwood (1)
- 1970 Bob Sherwood (2)
- 1971 Tom Jasper (1)
Steve Dodge (2)
- 1972 Jeff Trammell (2)



Ben Pomeroy was a two-time First-Team All-Southern Conference selection.


- 1973 Mike Arizin (2)
- 1974 Mike Arizin (2)
- 1975 Ron Satterthwaite (1)
- 1976 John Lowenhaupt (1)
Ron Satterthwaite (2)
- 1977 John Lowenhaupt (2)

Southern Conference Tournament MVP

- 1948 Jere Bunting
- 1949 Chet Giermak

Southern Conference All-Tournament Team

- 1942 Glenn Knox (1)
Al Vandeweghe (1)
- 1945 Stan Magdziak (2)
- 1948 Jere Bunting (1)
- 1949 Chet Giermak (1)
- 1950 Ed McMillan (1)
- 1951 Ed McMillan (1)
- 1952 Bill Chambers (2)
- 1958 Jeff Cohen (1)
Roy Lange (1)
- 1959 Jeff Cohen (1)
Roy Lange (1)
- 1960 Jeff Cohen (1)
- 1961 Jeff Cohen (1)
Roger Bergey (2)
- 1963 Bob Harris (2)
- 1965 Martin Morris (1)
Walter Wenk (1)
Ben Pomeroy (2)
- 1966 Tim Walter (2)
- 1967 Ron Panneton (2)
- 1970 Bob Sherwood (2)



Thomas Roberts was a three-time Second-Team All-CAA selection.

- 1971 Tom Jasper (1)
- 1972 Jeff Trammell (1)
Jerry Fisher (2)
- 1973 Tom Pfungst (1)
Mike Arizin (2)
- 1974 Mike Arizin (1)
- 1975 John Lowenhaupt (1)
Ron Satterthwaite (1)
- 1976 Ron Satterthwaite (1)

Southern Conference Player of the Week

- 1970 Bob Sherwood (wk 2)
- 1971 Tom Jasper (wk 6)
- 1973 Matt Courage (wk 2)
Mike Arizin (wk 9)
- 1974 Mike Arizin (wk 2)
- 1975 John Lowenhaupt (wk 11)
- 1976 Ron Satterthwaite (wk 1)
Ron Satterthwaite (wk 9)
John Lowenhaupt (wk 10)

All-ECAC South

- 1981 Mike Strayhorn (1)
- 1983 Keith Cieplicki (1)
Brant Weidner (1)
- 1984 Keith Cieplicki (1)
- 1985 Keith Cieplicki (1)

ECAC South All-Tournament Team

- 1983 Keith Cieplicki
Kevin Richardson
- 1985 Keith Cieplicki

ECAC South All-Star Team

- 1981 Mike Strayhorn

CAA Rookie of the Year

- 1990 Thomas Roberts
- 2004 **Corey Cofield**

All-CAA

- 1988 Tim Trout (2)
- 1989 Tom Bock (2)
- 1991 Thomas Roberts (2)
- 1992 Thomas Roberts (2)
- 1993 Thomas Roberts (2)
- 1995 Kurt Small (2)
- 1996 David Cully (2)
- 1997 Bobby Fitzgibbons (2)
- 1998 Randy Bracy (1)
Terence Jennings (2)
- 2000 Jim Moran (2)
- 2001 Jim Moran (2)
- 2002 Mike Johnson (2)
- 2003 Adam Hess (1)
- 2004 Adam Hess (1)
Corey Cofield (3)
- 2005 **Corey Cofield** (3)

CAA All-Rookie Team

- 1987 Curtis Pride
- 1988 Jimmy Apple
- 1989 Scott Smith
- 1990 Thomas Roberts
- 1991 Chris Jensen
- 1992 Kurt Small
- 1996 Randy Bracy
- 1998 Jim Moran
Bill Phillips
- 2000 Adam Duggins
- 2002 Nick D'Antoni
- 2003 Jack Jenkins
- 2004 **Corey Cofield**
- 2005 **Laimis Kisielius**
- 2006 Calvin Baker

CAA All-Defensive Team

- 1988 Curtis Pride
- 1989 Curtis Pride
- 1991 Derrick Peters
- 1992 Derrick Peters
- 1994 David Cully
- 1995 David Cully
- 1996 David Cully
- 1997 Shaka Arnold
- 1998 Terence Jennings
- 2000 Jim Moran

CAA All-Tournament Team

- 1988 Tim Trout
- 1997 Randy Bracy

CAA Male

Scholar-Athlete of the Year

- 2004 Adam Hess

CAA Men's Basketball Scholar-Athlete of the Year

- 2003 Adam Hess
- 2004 Adam Hess

CAA All-Academic Team

- 1988 Tim Trout
- 1989 Matt O'Reilly
- 1990 Matt O'Reilly
- 2002 Adam Hess
- 2003 Adam Duggins
Adam Hess
- 2004 Nick D'Antoni
Adam Hess
- 2005 Nick D'Antoni
- 2006 Hawley Smith

Coach Awards

NABC District Coach of the Year


- 1983 Bruce Parkhill
- 1998 Charlie Woollum

ECAC South Coach of the Year

- 1983 Bruce Parkhill

CAA Coach of the Year

- 1983 Bruce Parkhill
- 1998 Charlie Woollum



Adam Hess was the CAA Scholar-Athlete of the Year in 2004.

TODD CAUTHORN

SHEFFIELD SHARKS (ENGLAND)

At W&M 1990-93

- Came out of his two-year retirement to join the Sharks of the British Basketball League (England's top division) as both a player and assistant coach
- In 2002-03, he led the Chester Jets to the BBL championship and was named the team's most valuable player.
- Previously played for the Sharks from 1994 through 2000 and for the 2001-02 season.
- Has also played for Abc Graz in Austria in 1993-94 and in Belgium with Bree in 2000-01.
- In total, has played 11 years in professional basketball in Europe.
- Ended his W&M career with 780 points and 507 rebounds and had a .527 career field goal percentage, sixth-best in school history.



TODD CAUTHORN

ADAM HESS

ARTLAND DRAGONS OF QUACKENBRUECK (GERMANY)

At W&M 2002-04

- Signed with Artland in July of 2006 after playing with the Phoenix Suns during the Toshiba Las Vegas Summer League.
- Averaged 18.2 minute, 8.8 points, 2.6 rebounds and one assist, while shooting 64 percent from the field in five games with the Suns during the Summer League.
- Played two seasons with BK ECM Nymburk in the NBL, the top division in the Czech Republic, helping the team to back-to-back league championships.
- Set the NBL single-game scoring record with 55 points on Dec. 22, 2004 against BK Usti nad Labem.
- In 2005-06, was named to the Czech league's All-Imports list as well as second-team all-league after ranking fourth in the NBL in the value index ratings.
- Participated in the NBL All-Star game each of his two seasons with Nymburk and won the NBL three-point shooting competition in 2004.
- First-Team Academic All-American at W&M, was twice voted to the CAA first team and became the first Tribe player to lead the league in scoring with 20.3 points per game in 2003-04. Ended his W&M career ranked sixth in school history with an average of 17.9 points per game.



ADAM HESS

SHERMAN RIVERS

BK SADSKA (CZECH REPUBLIC)

At W&M 2000-03

- Signed in late September 2005 with Sadska, in the NBL (top division) in the Czech Republic begins his second season with the squad in 2006-07.
- Averaged 13.8 points and 2.8 rebounds per game in his first season with BK Sadska
- Ended his college career with 925 points, 400 rebounds and 272 assists, playing in all 113 of W&M's games during his time on campus.



ZEB COPE

JIM MORAN

GRAN CANARIA GRUPO DUNAS (SPAIN)

At W&M 1998-01

- Helped Gran Canaria reach the ACB (top division) playoffs and finish the year fifth in the regular season with a 20-14 regular season record.
- Gran Canaria also took third place (3-3) in Group B of the FIBA EuroCup.
- Entering his seventh season with the team, after starting 29 of the team's 34 regular season games last year, averaging 7.2 points and shooting .470 from three-point range.
- Ended his college career with 1,324 points, 13th in Tribe history, and ranks fifth at W&M with 141 career three-point field goals.



JIM MORAN

ZEB COPE

ENTENTE ORLEANS 45 (FRANCE)

At W&M 2001-04

- Signed with Entente Orleans 45 of the French Pro A League.
- Helped Boncourt from the top division in Switzerland advanced to the finals of the LNA Championship in 2005-06, after the team claimed the Swiss regular season crown with an 18-4 record.
- Ranked fifth in the LNA with 9.8 rebounds per game.
- Helped BC Boncourt advance to the semifinals of the LNA (top division) championship in 2004-05 after the team finished third in the regular season with a 17-4 record.
- Named one of his team's two co-captains for the 2005-06 season.
- Averaged 12.0 points and 6.0 rebounds per game as a senior at W&M, shooting .379 from the three-point line, the 10th-best single-season mark in school history.


RETIRED JERSEYS




#42 John Lowenhaupt - 1,866 points




#52 Jeff Cohen - 2,003 points

#32 Bill Chambers
1,456 points#32 Chet Giermak
2,052 points#14 Keith Cieplicki
1,812 points

W&M NBA DRAFT PICKS

Scott Whitley
1978-81

- 1985** Keith Cieplicki, by Los Angeles Lakers
22nd pick of the seventh round (161st overall)
- 1983** Brant Weidner, by San Antonio Spurs
20th pick of the fourth round (90th overall)
- 1981** Scott Whitley, by Indiana Pacers
12th pick of the ninth round (195th overall)
- 1961** Jeff Cohen, by Chicago Packers
14th pick of the second round (23rd overall)
- 1959** Don Lange, by Boston Celtics
Eighth pick of the fifth round (38th overall)
- 1955** John Mahoney, by Boston Celtics
Boston's eighth pick
- 1953** Bill Chambers, by Minneapolis Lakers
Minneapolis' 11th pick
- 1950** Chet Giermak, by Rochester Royals
Rochester's fourth pick

Brant Weidner
1979-82

HISTORY

Tribe

W&M vs. RANKED OPPONENTS

1948-49

Feb. 5	#17 NC State	L	52-66
--------	--------------	---	-------

1949-50

Jan. 12	at #9 NC State	L	58-72
Feb. 7	#8 NC State	W	54-50

1950-51

Dec. 21	at #17 Cincinnati	L	60-89
Jan. 12	at #7 NC State	L	54-61
Feb. 3	#8 NC State	W	88-78

1951-52

Jan. 14	#15 Louisville	L	65-93
---------	----------------	---	-------

1952-53

Jan. 13	#8 NC State	L	58-62
Feb. 7	at #15 NC State	L	71-101
Feb. 19	#18 Duke (ot)	W	85-82

1953-54

Feb. 13	at #19 NC State	L	48-65
	at #8 George Washington	L	58-69
Feb. 25	#11 Maryland	L	55-74

1954-55

Dec. 29	vs. #9 George Washington ¹	L	73-87
	at #8 George Washington	L	65-79
Jan. 15	at #13 Richmond	L	71-92
Feb. 5	#12 Maryland	L	62-67
Feb. 9	#7 NC State	L	99-126
	at #10 George Washington	L	76-119

1955-56

Jan. 3	#4 Vanderbilt (2ot)	L	80-89
Jan. 21	at #3 NC State	L	71-90
	at #12 North Carolina	L	63-115

1956-57

Jan. 1	at #12 Tennessee	L	68-81
Jan. 2	at #9 Vanderbilt	L	65-80
Jan. 8	#2 North Carolina	L	61-71
Jan. 14	at #15 West Virginia	L	72-81
Feb. 25	at #11 West Virginia	L	57-80

1957-58

Dec. 13	at #8 West Virginia ²	L	52-68
	at #3 North Carolina	L	63-79
Feb. 10	at #1 West Virginia	L	68-82
March 8	vs. #2 West Virginia ³	L	58-74

1959-60

Jan. 13	at #10 West Virginia	L	76-88
Jan. 30	#10 West Virginia ⁴	L	76-82
Feb. 27	vs. #10 West Virginia ³	L	82-85

1959-60

Jan. 11	at #3 West Virginia	L	74-94
Jan. 30	#4 West Virginia ³	W	94-86
Feb. 26	vs. #7 West Virginia ³	L	83-117

1960-61

March 3	vs. #8 West Virginia ³	W	88-76
---------	-----------------------------------	---	-------

1962-63

Feb. 4	at #6 Georgia Tech	L	49-50
--------	--------------------	---	-------

1963-64

Feb. 4	#5 Davidson ⁴	L	84-111
--------	--------------------------	---	--------

1967-68

Dec. 15	at #8 Davidson	L	75-81
---------	----------------	---	-------



The 1959-60 team and head coach **Bill Chambers** celebrate after upsetting fourth-ranked West Virginia, 94-86, January 30, 1960 in Norfolk. The Tribe broke the Mountaineers' 56-game Southern Conference winning streak.

1969-70

Feb. 3	at #15 Davidson	L	87-93
	vs. #11 Davidson ⁵	L	54-78

1970-71

Dec. 29	vs. #1 UCLA ⁶	L	71-90
Feb. 11	#6 Jacksonville	L	69-100

1971-72

Dec. 15	#19 Virginia	L	62-82
Dec. 18	at #14 Jacksonville	L	72-83

1973-74

Dec. 20	at #9 Providence	L	75-105
Feb. 2	#13 Pittsburgh	L	62-68

1975-76

Jan. 21	at #20 VMI	L	78-84
Feb. 11	#18 Virginia Tech	L	48-50
Feb. 25	#3 Rutgers	L	90-100

1976-77

Dec. 8	#11 Wake Forest (ot)	L	84-90
Dec. 23	at #8 UCLA	L	55-59
Feb. 16	#19 VMI	W	86-84

1977-78

Dec. 7	#2 North Carolina	W	78-75
Feb. 20	#17 Virginia	L	49-62

1978-79

Feb. 14	at #4 North Carolina	L	60-85
---------	----------------------	---	-------

1979-80

Jan. 29	at #11 North Carolina	L	61-71
---------	-----------------------	---	-------

1980-81

Dec. 6	#7 Virginia	L	68-88
Jan. 3	at #9 Maryland	L	64-69
Feb. 18	#13 North Carolina	L	55-81

1981-82

Jan. 4	at #1 North Carolina	L	40-64
--------	----------------------	---	-------

1983-84

Jan. 7	at #5 Maryland	L	44-58
Jan. 11	at #12 Wake Forest	L	53-80

1985-86

Nov. 26	#6 Duke	L	61-84
Feb. 1	• #20 Richmond	L	47-67

1986-87

Jan. 5	#20 Duke	L	46-82
Jan. 23	• at #18 Navy	L	59-82

1987-88

Jan. 4	at #9 Duke	L	70-101
--------	------------	---	--------

1988-89

Jan. 11	at #1 Duke	L	38-100
---------	------------	---	--------

1989-90

Jan. 22	#8 Duke	L	76-109
---------	---------	---	--------

1991-92

Dec. 21	vs. #24 Charlotte ⁷	L	75-83
Dec. 30	at #1 Duke	L	61-97

1992-93

Jan. 25	#15 Virginia (ot)	L	84-93
---------	-------------------	---	-------

1993-94

Dec. 1	at #12 Virginia	L	71-84
--------	-----------------	---	-------

1995-96

Nov. 27	at #15 Virginia	L	58-87
Dec. 2	#22 Virginia Tech	L	66-71

1996-97

Dec. 4	#25 Virginia	L	64-75
--------	--------------	---	-------

1999-2000

Jan. 2	at #9 Duke	L	55-96
--------	------------	---	-------

2001-02

Dec. 27	at #6 Maryland	L	75-103
---------	----------------	---	--------

2003-04

Jan. 3	at #15 Pittsburgh	L	55-70
--------	-------------------	---	-------

2004-05

Dec. 22	at #8 Kentucky	L	47-92
Jan. 2	at #4 North Carolina	L	66-105

• Colonial Athletic Association game

1-UR Invitational, Richmond, VA; 2-Logan, WV; 3-Southern Conference Tournament, Richmond, VA (Richmond Arena); 4-Norfolk, VA; 5-Southern Conference Tournament, Charlotte, NC; 6-Steel Bowl, Pittsburgh, PA; 7-Kauai Classic, Kauai, HI

WILLIAM AND MARY HALL RECORDS

Points

Individual

- 40 Anton Gill (East Carolina) vs. W&M (1/19/94)
- 36 Mit Winter (W&M) vs. JMU (2/24/01)
- Lamont Strothers (CNU) vs. W&M (12/22/88)
- 35 Mike Arizin (W&M) vs. Richmond (12/11/73)
- Henry Williams (Jacksonville) vs. W&M (11/27/72)
- Tom Jasper (W&M) vs. Georgetown (12/7/70)

Team

- 116 W&M vs. George Mason (2/27/95)

Both Teams

- 210 W&M (116) vs. George Mason (94) (2/27/95)

Fewest Points

- 32 Christopher Newport vs W&M (11/30/81)

Fewest Points - Both Teams

- 80 W&M (38) vs. Princeton (42) (1/26/77)

Field Goals

Individual

- 15 Henry Williams (Jacksonville) vs. W&M (11/27/72)
- Tom Jasper (W&M) vs. Georgetown (12/7/70)

Team

- 43 W&M vs. George Mason (2/27/95)

Field Goal Attempts

Individual

- 26 Tom Jasper (W&M) vs. Georgetown (12/7/70)

Team

- 97 George Mason vs. W&M (2/26/96)

Three-Point Field Goals

Individual

- 9 Matt Verkey (W&M) vs. GMU (2/27/95)

Team

- 14 W&M vs. Liberty (11/23/03)
- Virginia Commonwealth vs. W&M (1/18/03)
- W&M vs. George Mason (2/27/95)

Three-Point Field Goal Attempts

Individual

- 13 Emanuel Mathis (VCU) vs. W&M (1/18/03)
- Matt Verkey (W&M) vs. GMU (2/27/95)

Team

- 40 Virginia Commonwealth vs. W&M (1/18/03)

Free Throws

Individual

- 17 Mit Winter (W&M) vs. JMU (2/24/01)

Team

- 38 Duke vs. W&M (1/22/90)
- W&M vs. Davidson (1/3/73)

Fewest - Team

- 0 W&M vs. Albright (11/21/98)
- W&M vs. Iona (2/14/74)

Free Throw Attempts

Individual

- 18 Thomas Roberts (W&M) vs. GMU (1/11/92)

Team

- 47 W&M vs. Davidson (1/3/73)

Fewest - Team

- 0 W&M vs. Iona (2/14/74)

Rebounds

Individual

- 26 David Cully (W&M) vs. VMI (1/17/96)

Team

- 67 W&M vs. Marymount (11/29/95)

Assists

Individual

- 15 Scott Coval (W&M) vs. GMU (2/23/85)

Team

- 33 W&M vs. George Mason (2/27/95)

Steals

Individual

- 8 Rod Musselman vs. Washington College (1/10/76)

Blocks

Individual

- 10 David Cully (W&M) vs. GMU (2/15/95)

Team

- 17 W&M vs. George Mason (2/26/96)

Personal Fouls


Individual

- 6 Josh Clark (VCU) vs. W&M (1/12/02)

Team

- 32 Davidson vs. W&M (1/3/73)

THE KRAZE AWARD



John Kratzer, captain of William and Mary's 1977-78 men's basketball team, received the inaugural United States Basketball Writers Association Most Courageous Athlete award. After lettering his first two years at forward, Kratzer was diagnosed with cancer and battled the disease for three more years. Throughout the ordeal, John never lost his sense of humor and continued to be the player who kept the team loose and served as an inspiration. "Kraze" attended practices and sat on the bench his senior year, playing a major role in W&M's 78-75 win over No. 2 North Carolina on December 7, 1977. Through it all, John's warmth, cheerfulness and courage touched countless people.

The "Kraze Award" is William and Mary basketball's most coveted award. Recipients over the past years include:

- | | |
|------|------------------|
| 1993 | Brendan Connor |
| 1995 | Carl Parker |
| 1996 | Carl Parker |
| 1997 | Shaka Arnold |
| 1998 | Terence Jennings |
| 1999 | Jim Moran |
| 2000 | James Haunty |
| 2001 | Brian Brown |
| 2002 | Cody Carbaugh |
| 2003 | Sherman Rivers |
| 2004 | Zeb Cope |

HISTORY

Tribe

OPPONENT SERIES

Air Force	2-0 (1.000)
Akron	2-0 (1.000)
Alabama-Birmingham	0-1 (.000)
Alaska	0-1 (.000)
Albright	2-0 (1.000)
American	11-34 (.244)
American International	1-0 (1.000)
Appalachian State	5-1 (.833)
Apprentice School	8-1 (.889)
Arizona State	0-1 (.000)
Arkansas State	1-0 (1.000)
Army	2-2 (.500)
Auburn	1-0 (1.000)
Baltimore	2-1 (.667)
Baylor	0-1 (.000)
Bluefield	1-0 (1.000)
Boston College	0-1 (.000)
Boston University	1-2 (.333)
Bowling Green	0-1 (.000)
Bradley	0-2 (.000)
Bridgewater	12-0 (1.000)
Cal State Fullerton	1-0 (1.000)
UCLA	0-2 (.000)
UC Santa Barbara	1-0 (1.000)
Campbell	6-2 (.750)
Catholic	5-3 (.625)
Centenary (NJ)	1-0 (1.000)
Central Florida	0-1 (.000)
Charleston (WV)	4-1 (.800)
Charleston Southern	2-0 (1.000)
Charlotte	0-1 (.000)
Christopher Newport	13-0 (1.000)
Cincinnati	0-6 (.000)
The Citadel	30-22 (.577)
Clemson	2-2 (.500)
Colby	1-0 (1.000)
Colorado State	1-0 (1.000)
Columbia	1-1 (.500)
Connecticut	0-1 (.000)
Cornell	First Meeting
Davidson	27-21 (.563)
Delaware	6-12 (.333)
Delaware Valley	1-0 (1.000)
Detroit	0-1 (.000)
Dickenson	1-0 (1.000)
Drexel	2-13 (.133)
Duke	3-27 (.100)
Duquesne	0-2 (.000)
East Carolina	42-37 (.532)
East Tennessee State	1-0 (1.000)
Eastern Connecticut	1-0 (1.000)
Eastern Kentucky	1-1 (.500)
Elizabethtown	1-0 (1.000)
Elon	5-0 (1.000)
Emory and Henry	5-4 (.556)
Evansville	1-1 (.500)
Fairfield	0-1 (.000)
Florida Southern	3-0 (1.000)
Fordham	1-3 (.250)
Furman	26-24 (.520)
Gallaudet	1-0 (1.000)
George Mason	25-31 (.446)
George Washington	26-37 (.413)
Georgetown	4-5 (.444)
Georgia	0-2 (.000)
Georgia State	1-1 (.500)
Georgia Tech	1-6 (.143)
Guilford	6-2 (.750)
Hampden-Sydney	54-15 (.783)

Hampton	7-4 (.636)
Hartford	1-0 (1.000)
Haverford	1-0 (1.000)
Hawaii	0-2 (.000)
High Point	1-2 (.333)
Hofstra	2-8 (.200)
Holy Cross	0-4 (.000)
Illinois	0-1 (.000)
Iona	1-2 (.333)
Iowa State	0-1 (.000)
Jacksonville	1-7 (.125)
Jacksonville State	First Meeting
James Madison	28-39 (.418)
John Carroll	0-1 (.000)
Johns Hopkins	1-1 (.500)
Kansas State	First Meeting
Kentucky	0-1 (.000)
Lafayette	4-3 (.571)
La Salle	0-1 (.000)
Lebanon Valley	1-0 (1.000)
Lehigh	3-1 (.750)
Lenoir-Rhyne	2-0 (1.000)
Liberty	1-1 (.500)
Lock Haven	1-0 (1.000)
Longwood	2-0 (1.000)
Louisiana Tech	0-1 (.000)
Louisville	0-2 (.000)
Loyola (La.)	1-1 (.500)
Loyola (Md.)	4-5 (.444)
Lynchburg	8-1 (.889)
Maine	1-0 (1.000)
Manhattan	1-1 (.500)
Marshall	1-0 (1.000)
Maryland	8-22 (.267)
UMBC	0-1 (.000)
Marymount	2-0 (1.000)
Massachusetts	0-1 (.000)
Memphis State	0-1 (.000)
Merchant Marine Academy	0-1 (.000)
Miami (FL)	0-1 (.000)
Miami (OH)	0-4 (.000)
Millersville	1-0 (1.000)
Milligan College	1-0 (1.000)
Montana	1-0 (1.000)
Morgan State	1-0 (1.000)
Muhlenberg	1-0 (1.000)
Murray State	2-0 (1.000)
Navy	19-38 (.333)
UNLV	0-1 (.000)
New Hampshire	2-0 (1.000)
New Mexico	0-2 (.000)
New Mexico State	0-1 (.000)
New Orleans	0-1 (.000)
City College of New York	1-0 (1.000)
New York University	0-1 (.000)
Norfolk State	1-0 (1.000)
North Carolina	3-17 (.150)
UNC Greensboro	6-4 (.600)
North Carolina State	5-22 (.185)
North Carolina Wesleyan	5-0 (1.000)
UNC Wilmington	14-33 (.298)
North Florida	First Meeting
North Texas	1-0 (1.000)
Northern Iowa	0-1 (.000)
Northeastern	0-1 (.000)
Northwestern	1-1 (.500)
Notre Dame	0-1 (.000)
Old Dominion	14-54 (.206)
Oral Roberts	1-0 (1.000)

Pace	2-0 (1.000)
Pennsylvania	0-2 (.000)
Pensacola	1-0 (1.000)
Pittsburgh	5-8 (.385)
Portland	0-1 (.000)
Pratt	1-0 (1.000)
Princeton	0-3 (.000)
Providence	0-1 (.000)
Purdue	0-1 (.000)
Queens	1-0 (1.000)
Radford	2-2 (.500)
Randolph-Macon	40-22 (.645)
Rhode Island	1-1 (.500)
Rice	0-2 (.000)
Richmond	95-97 (.495)
Rider	1-0 (1.000)
Roanoke	20-8 (.714)
Robert Morris	1-0 (1.000)
Rollins	1-0 (1.000)
Rutgers	0-5 (.000)
St. Andrew's	1-0 (1.000)
St. Francis (NY)	2-0 (1.000)
St. Francis (PA)	1-1 (.500)
St. John's	1-4 (.200)
St. John's (Annapolis)	1-0 (1.000)
St. Joseph's	0-2 (.000)
St. Mary's	3-0 (1.000)
Samford	0-1 (.000)
Santa Clara	0-1 (.000)
Seton Hall	2-6 (.250)
Shenandoah	1-0 (1.000)
Siena	1-1 (.500)
South Carolina	1-3 (.250)
SMU	0-1 (.000)
Stanford	0-1 (.000)
Stetson	3-2 (.600)
Steven's Tech	2-2 (.500)
Temple	2-3 (.400)
Tennessee	2-4 (.333)
Texas	0-2 (.000)
TCU	0-1 (.000)
UTEP	0-2 (.000)
Texas Southern	1-0 (1.000)
Texas Tech	0-2 (.000)
Toledo	0-1 (.000)
Towson	9-6 (.600)
Tulsa	0-1 (.000)
Vanderbilt	0-4 (.000)
Villanova	0-5 (.000)
Virginia	29-49 (.372)
Virginia Commonwealth	10-28 (.263)
Virginia Military Institute	76-39 (.661)
Virginia Tech	41-76 (.350)
Virginia Wesleyan	6-0 (1.000)
Wagner	2-0 (1.000)
Wake Forest	11-33 (.250)
Washington College	2-0 (1.000)
Washington & Lee	27-26 (.509)
Western Maryland	1-0 (1.000)
West Virginia	9-36 (.200)
Wichita State	0-1 (.000)
Winthrop	0-2 (.000)
Wofford	1-1 (.500)
Xavier	0-2 (.000)

William and Mary game-by-game results for every season since 1906. W&M was a member of the Southern Conference from the 1937 through 1977 seasons. From 1978 until 1985 the College's basketball team played as a member of the ECAC South. W&M has been a member of Colonial Athletic Association since the 1986 season.

• Indicates CAA game.

1905-06

Record: 4-1

Hampton Industrial	L	6-7
Hampton A.	W	14-10
Virginia (forfeit)	W	2-0
Hampton Industrial	W	21-14
Newport News YMCA	W	22-19

1906-07

Record: 1-4

Hampton A.C.	L	8-31
Newport News YMCA	L	10-18
Newport News YMCA	L	10-18
Portsmouth YMCA	L	13-49
Richmond YMCA	W	38-17

1907-08

Record: 1-4

Virginia	L	21-36
Union Theo. Sem.	L	19-26
Randolph-Macon	W	34-22
Newport News YMCA	L	19-65
at Virginia	L	8-30

1908-09

Record: 7-3

Brambleton A.C.	W	46-34
at Virginia	L	19-25
Newport News YMCA	L	26-32
Brambleton A.C.	W	26-25
Randolph-Macon	W	34-24
vs. Virginia I	L	28-32
Port Norfolk A.C.	W	85-0
Randolph-Macon	W	49-16
Newport News YMCA	W	35-21
Hampton YMCA	W	30-17

1-Richmond, VA

1909-10

Record: 1-3

at Virginia	L	16-36
Fredericksburg	W	20-17
Randolph-Macon	L	16-19
Randolph-Macon	L	28-38

1910-11

Record: 3-1

Randolph-Macon	W	25-16
Randolph-Macon	L	14-16
Hampden-Sydney	W	24-20
Hampden-Sydney	W	41-13

1911-12

Record: 2-5

Duke	L	16-53
North Carolina	L	22-30
Wake Forest	L	4-31
Fredericksburg	W	50-5
Med. Coll. of Virginia	W	41-2
Randolph-Macon	L	13-26
Randolph-Macon	L	11-42

1912-13

Record: 8-1

Richmond Howitzers	W	26-18
Richmond Howitzers	W	35-31
Richmond	W	34-15
Fredericksburg	W	23-15
Randolph-Macon	W	42-25
John Marshall A.C.	W	27-14
Hampden-Sydney	W	43-14
Randolph-Macon	L	23-33
Hampden-Sydney	W	39-23

1913-14

Record: 3-6

Lynchburg	W	42-14
Union Theo. Sem.	L	7-23
Richmond Howitzers	L	29-40

F18 Richmond	W	32-26
Hampden-Sydney	W	38-28
Randolph-Macon	L	11-23
Randolph-Macon	L	33-39
Hampden-Sydney	L	27-34
M4 at Richmond	L	15-31

1914-15

Record: 5-8

Richmond Howitzers	L	16-37
Fort Monroe 58th Co.	W	55-18
U.S.S. Utah	L	30-45
Newport News YMCA	W	28-21
Randolph-Macon	L	7-31
F13 at Richmond	L	17-22
Randolph-Macon	L	26-40
Norfolk Seminary	L	25-65
VMI	L	13-24
Staunton Military	L	16-35
Hampden-Sydney	W	40-23
M3 Richmond	W	29-27
Hampden-Sydney	W	42-35

1915-16

Record: 7-4

Union Theo. Sem.	L	35-38
Richmond Howitzers	W	59-30
Richmond Blues	W	56-25
F9 Richmond	W	38-33
F16 at Richmond	W	33-22
Randolph-Macon	W	24-22
Hampden-Sydney	W	41-30
Randolph-Macon	L	23-31
Hampden-Sydney	W	25-15
Delaware	L	33-37
VMI	L	18-45

1916-17

Record: 4-9

Union Theo. Sem.	W	30-12
Randolph-Macon	W	29-22
F7 Richmond	L	16-28
Hampden-Sydney	L	16-39
F21 at Richmond	L	17-37
Randolph-Macon	L	12-21
Fairmont A.C.	W	37-23
Hampden-Sydney	L	23-35
Parkhill A.C.	L	24-29
Lynchburg A.C.	W	45-15
Roanoke	L	8-54
Virginia Tech	L	10-39
VMI	L	20-42

1917-18

Record: 6-11

Richmond YMCA	L	32-44
Norfolk Naval Base	L	18-34
Norfolk Naval Base	L	14-39
Newport News YMCA	W	51-29
Newport News YMCA	W	51-17
Parkview A.C.	L	19-35
Randolph-Macon	L	14-37
Lynchburg A.C.	L	20-53
VMI	L	24-53
Washington & Lee	L	25-27
Virginia Christian A.C.	W	34-17
Richmond YMCA	L	21-63
F13 Richmond	W	34-25
Hampden-Sydney	W	27-13
Randolph-Macon	W	37-22
Hampden-Sydney	L	15-27
F27 at Richmond	L	30-46

1918-19

Record: 3-6

Randolph-Macon	L	12-35
F8 at Richmond	W	33-17
Hampden-Sydney	W	18-17
F15 Richmond	W	20-19
Randolph-Macon	L	22-40
Hampden-Sydney	L	17-33
VMI	L	6-66
Washington & Lee	L	9-67
Roanoke	L	6-87

1919-20

Record: 5-7

Med. Coll. of Virginia	L	13-35
Randolph-Macon	L	38-50
F11 at Richmond	W	22-20
Hampden-Sydney	L	16-24
Hampden-Sydney	W	32-23
F21 Richmond (ot)	L	39-42
Randolph-Macon	L	14-41
Church Hill A.C.	L	24-49
Med. Coll. of Virginia	L	19-52
Union Theo. Sem.	W	28-27
Fort Monroe	W	37-27
Union Theo. Sem.	W	47-20

1920-21

Record: 8-3

at Hampton Legion	W	41-22
at Geo. Washington	L	32-40
at Virginia	L	15-46
Parkview A.C. Ports.	L	23-34
at New. News YMCA	W	25-18
Randolph-Macon	W	53-26
Camp Eustis	W	41-17
F12 Richmond	W	45-20
at Med. Coll. of VA	W	36-26
at Randolph-Macon	W	28-14
F22 at Richmond	W	38-23

1921-22

Record: 10-2

Fort Monroe	W	22-15
New. News Shipyard	W	55-16
at Geo. Washington	W	21-14
at Gallaudet	W	43-31
Bridgewater	W	38-21
at Randolph-Macon	W	43-20
at Virginia	L	20-36
Camp Eustis	W	39-14
Hampden-Sydney	W	27-12
Union Theo. Sem.	W	51-11
F4 Richmond	W	26-13
F18 at Richmond	L	20-22

1922-23

Record: 8-4

Wake Forest	L	33-38
Richmond Blues	W	24-10
at Randolph-Macon	W	29-11
at Virginia	L	19-35
J27 at Richmond	L	15-31
Fort Eustis	W	34-20
New. News Shipyard	L	34-41
Hampden-Sydney	W	43-11
George Washington	W	36-21
Lenoir-Rhyne	W	49-19
Randolph-Macon	W	39-17
F24 Richmond	W	32-22

1923-24

Record: 7-13

Fort Eustis	W	31-7
Newport News YMCA	W	29-15
Med. Coll. of Virginia	W	25-13
Randolph-Macon	W	47-15
Wake Forest	L	28-30
Union Theo. Sem.	L	24-26
Richmond Blues	L	38-43
Virginia	W	25-22
at Richmond	L	20-32
at VMI	L	20-38
at Washington & Lee	L	16-39
at Virginia Tech	L	29-30
at Roanoke	L	27-47
at Lynchburg	L	27-29
at Norfolk Naval Base	W	25-18
Wake Forest	L	30-38
at Guilford	L	31-35
at Elon	W	25-10
at Greensboro YMCA	L	30-39
North Carolina	L	16-54

1924-25

Record: 11-6

Randolph-Macon	W	38-28
Newport News YMCA	W	32-25
Virginia Boat Club	W	32-22
Richmond Blues	L	29-31
J23 at Richmond	L	33-42

Randolph-Macon	W	32-18
Med. Coll. of Virginia	W	62-22
Stephen's Tech	L	25-31
Guilford	W	31-20
F5 Duke	W	23-15
Elon	W	27-16
Wake Forest	L	24-35
F11 Duke	L	16-21
Elon	W	27-16
Guilford	W	24-20
Bridgewater	W	43-20
F25 Richmond	L	26-27

1925-26

Record: 9-8

Med. Coll. of Virginia	W	36-21
Fort Monroe	W	43-30
Union Theo. Institute	W	41-16
Wake Forest	L	19-37
J15 Richmond	L	19-30
St. John's	W	29-18
High Point	L	24-25
Stevens Tech	L	19-39
Roanoke	W	35-34
St. John's	L	21-36
Catholic	L	8-57
George Washington	L	31-39
Georgetown	W	26-25
Guilford	W	24-23
M2 Richmond	L	23-30
Randolph-Macon	W	23-17
Randolph-Macon	W	29-17

1926-27

Record: 7-8

Med. Coll. of Virginia	W	18-12
Lynchburg	L	19-22
at Washington & Lee	L	25-34
at Roanoke	L	25-32
at Randolph-Macon	W	25-20
J18 at Richmond	W	18-20
Lynchburg	W	26-18
Steven's Tech	W	30-23
Emory and Henry	L	23-34
George Washington	L	14-22
at Georgetown	L	17-40
at Catholic	L	19-65
St. John's (Annapolis)	W	36-29
Randolph-Macon	W	27-19
F26 Richmond	W	25-14

1927-28

Record: 16-4

Med. Coll. of Virginia	W	40-17
Catholic	W	24-17
Med. Coll. of Virginia	W	40-17
Catholic	L	24-36
D17 at Navy	L	20-48
Roanoke	W	35-23
Lynchburg	W	48-18
George Washington	L	33-34
J17 Richmond	W	25-22
Emory and Henry	W	23-16
Steven's Tech	W	30-29
Wake Forest	W	48-24
F4 Richmond	W	41-27
Guilford	W	28-25
Wake Forest	W	42-28
Elon	W	36-28
Guilford	L	23-33
Hampden-Sydney	W	36-26
Lynchburg	W	55-24
Brooklyn Polytech	W	50-19

1928-29

Record: 9-11

at Johns Hopkins	L	23-28
at Catholic	W	24-16
D19 at Navy	L	19-33
D20 at Maryland	L	21-30
Richmond YMCA	L	15-22
Med. Coll. of Virginia	W	26-13
Hampden-Sydney	L	24-26
Roanoke	W	24-21
J19 at Richmond	L	32-36
at Washington & Lee	L	19-47
at VMI	L	19-32
at Roanoke	L	21-25
Randolph-Macon	L	33-42

HISTORY



YEAR-BY-YEAR RESULTS

Bridgewater	W	35-19
Lynchburg	W	36-23
Emory and Henry	L	16-20
Hampden-Sydney	W	26-23
at Med. Coll. of VA	W	35-23
Randolph-Macon	W	28-23
F21 Richmond	W	34-30

1929-30

Record: 16-6

D13 at Maryland	L	23-27
D14 at Navy	L	19-30
D18 at Delaware	W	38-22
at Princeton	L	18-25
at Hampden-Sydney	W	35-17
Randolph-Macon	L	20-38
at Virginia	W	33-17
J18 Richmond	W	31-22
Med. Coll. of Virginia	W	43-21
at Washington & Lee	L	33-52
at VMI	W	40-22
at Virginia Tech	L	32-44
at Roanoke	W	35-11
at Bridgewater	W	39-13
Emory and Henry	W	34-25
Bridgewater	W	51-24
Roanoke	W	53-22
Savage Normal	W	34-23
F22 at Richmond	W	34-22
at Randolph-Macon	W	32-30
Lynchburg	W	46-20
Hampden-Sydney	W	41-22

1930-31

Record: 13-4

Fort Eustis	W	37-27
D10 at Navy	L	30-32
Emory and Henry	W	40-16
at Virginia	L	34-36
at Hampden-Sydney	W	31-21
Med. Coll. of Virginia	W	48-22
Randolph-Macon	L	24-28
F9 Richmond	W	48-38
at Bridgewater	W	30-27
at Washington & Lee	L	31-44
at Roanoke	W	40-21
at VMI	W	29-28
Bridgewater	W	33-25
F21 Richmond	W	40-10
Roanoke	W	49-25
Hampden-Sydney	W	38-26
Randolph-Macon	W	39-27

1931-32

Record: 13-6

at Virginia	L	32-33
at NC State	L	19-23
J9 at Duke	L	20-28
Roanoke	W	45-28
Lenoir-Rhyne	W	52-21
Hampden-Sydney	L	26-31
George Washington	L	35-37
F6 Richmond	W	31-22
Hampden-Sydney	W	42-33
Bridgewater	W	37-31
at Washington & Lee	L	17-31
at Roanoke	W	30-26
at VMI	W	28-10
Emory and Henry	W	26-19
at Randolph-Macon	W	41-26
Lynchburg	W	44-26
F20 at Richmond	W	47-33
Randolph-Macon	W	31-28
Bridgewater	W	49-29

1932-33

Record: 13-5

D14 at Navy	L	46-57
at St. John's	L	24-25
Roanoke	W	36-26
at Virginia	L	35-45
at Hampden-Sydney	W	26-23
at Randolph-Macon	W	32-27
Lynchburg	W	39-32
Guilford	W	45-20
F4 at Richmond	W	49-25
Georgia	L	32-33
at Bridgewater	W	47-20
at Washington & Lee	L	36-52

VMI	W	27-21
Bridgewater	W	51-13
Emory and Henry	W	32-25
Hampden-Sydney	W	27-23
Randolph-Macon	W	38-27
F23 Richmond	W	40-37

1933-34

Record: 4-9

at Virginia	L	27-42
at Georgetown	L	29-40
Roanoke	W	41-40
Davidson	W	31-19
F3 at Richmond	L	24-27
Guilford	W	50-22
at Emory and Henry	L	28-43
at Roanoke	L	15-39
at Washington & Lee	L	27-44
at VMI	L	19-23
Emory and Henry	L	18-36
F20 Richmond	W	27-25
VMI	L	26-32

1934-35

Record: 10-5

at Virginia	L	21-25
Newport News App.	W	35-11
Med. Coll. of Virginia	W	33-20
at Virginia Tech	L	24-30
at Roanoke	W	43-36
at Washington & Lee	W	38-36
at VMI	W	27-23
F8 Richmond	L	20-46
vs. Virginia1	W	45-31
Roanoke	W	41-37
Virginia Tech	W	42-26
at New. News App.	W	34-31
VMI	W	43-36
F26 Richmond	L	39-58
M9 Navy	L	28-46

1-Newport News, VA

1935-36

Record: 11-6

Roanoke	W	44-27
Med. Coll. of Virginia	W	58-25
at Virginia	W	32-24
Hampden-Sydney	W	43-35
at Virginia Tech	W	36-28
at Roanoke	W	41-25
at VMI	L	37-41
at Washington & Lee	L	20-57
J29 at Navy	L	24-38
J30 at Maryland	L	39-41
Wake Forest	W	41-30
Virginia Tech	W	42-36
VMI	W	50-48
Washington & Lee	W	58-56
F25 Richmond	L	39-59
Virginia	W	47-35
M2 at Richmond	L	21-65

1936-37

Record: 0-18

SC: 0-13, 16th place

at NC State	L	21-49
at Wake Forest	L	29-49
at Virginia	L	30-33
at Virginia Tech	L	29-36
at Washington & Lee	L	15-64
at VMI	L	39-42
at Roanoke	L	39-48
Wake Forest	L	25-61
Virginia Tech	L	30-38
F4 Richmond	L	22-48
Roanoke	L	21-40
F9 at Maryland	L	29-41
F10 at Navy	L	21-42
Randolph-Macon	L	27-58
F17 at Richmond	L	21-40
VMI	L	26-49
North Carolina State	L	20-58
Virginia	L	21-52

1937-38

Record: 2-10

SC: 0-8, 15th place

at Virginia Tech	L	25-29
at Washington & Lee	L	20-42
at VMI	L	26-29
Virginia Tech	L	31-41
at Virginia	W	31-27
F9 at Navy	L	20-61
F10 at Maryland	L	38-45
F14 at Richmond	L	28-43
Virginia	W	41-40
VMI	L	30-35
Washington & Lee	L	40-61
F26 Richmond	L	42-46

1938-39

Record: 9-12

SC: 4-9, 12th place

Davidson	L	35-55
at NC State	W	32-28
at Wake Forest	L	35-58
Virginia	W	48-38
at Washington & Lee	L	42-62
at Virginia Tech	W	46-33
VMI	L	43-48
Randolph-Macon	W	60-37
Virginia	L	37-39
Hampden-Sydney	W	64-40
at Langley Field	W	46-38
Virginia Tech	W	57-30
at Randolph-Macon	W	36-25
F11 Richmond	L	37-39
F13 at St. Joseph's	L	43-52
F14 at Maryland	W	57-49
F15 at Navy	L	29-52
Washington & Lee	L	37-46
Wake Forest	L	42-46
F23 at Richmond	L	31-40
VMI	L	31-45

1939-40

Record: 13-10

SC: 6-5, 8th place (tie)

at Norfolk NTS	L	44-46
Newport News App.	W	50-37
at Randolph-Macon	W	33-22
at Langley Field	W	62-50
Norfolk NTS	W	55-44
at Panser	L	44-50
at St. Francis (NY)	W	32-28
J6 at Seton Hall	L	35-51
J10 at Richmond	L	33-35
at Virginia	L	31-49
at The Citadel	L	35-36
J29 at Furman	W	47-37
Virginia Tech	W	38-33
at NC State	L	29-36
Virginia	W	29-28
Hampden-Sydney	W	42-31
at Washington & Lee	L	39-49
at Virginia Tech	W	49-29
at VMI	W	42-32
F19 Richmond	W	43-38
Washington & Lee (ot)	L	33-36
VMI	W	59-36
F24 at Navy	L	46-52

1940-41

Record: 15-10

SC: 8-3, 2nd place (tie)

at Langley Field	W	36-33
at New. News App.	W	47-33
Clemson	W	60-40
Xavier (Ohio)	L	50-61
D20 at Miami (Ohio)	L	40-43
at Bradley	L	36-59
Randolph-Macon	W	63-46
VMI	W	43-35
at Virginia Tech	W	54-51
at Washington & Lee	L	29-35
Hampden-Sydney	W	44-26
at Virginia	L	32-48
VMI	L	36-43
at Randolph-Macon	W	43-36
F3 Richmond	W	37-32
F7 Furman	W	64-32
Virginia Tech	W	52-50
Virginia	L	40-41

F14 at Maryland	W	58-40
F15 at Navy	L	32-51
Hampden-Sydney	W	47-39
F20 at Richmond	L	41-46
Washington & Lee (ot)	W	34-32
vs. Wake Forest ¹	W	52-34
vs. Duke ¹	L	42-57

1-Southern Conference Tournament, Raleigh, NC

1941-42

Record: 15-9

SC: 8-4, 5th place (tie)

at Langley Field	W	35-31
Randolph-Macon	W	52-28
D16 Maryland	W	39-34
at Fordham	L	27-59
at Villanova	L	28-49
at VMI	W	47-42
at Virginia Tech	W	35-29
at Washington & Lee	W	41-37
J13 at Richmond ¹	W	47-33
Virginia	W	39-24
Newport News App.	W	67-49
Hampden-Sydney	W	65-35
Virginia Tech	L	39-45
at Clemson	W	54-28
F6 at Furman	W	35-37
at Virginia	L	30-38
F13 at Maryland	L	32-42
F14 at Navy	W	42-40
F17 Richmond	W	42-29
Washington & Lee	L	27-31
VMI	W	33-32
at Hampden-Sydney	L	47-49
vs. Geo. Washington ²	W	44-33
at NC State ²	L	53-54

1-Cavalier Arena; 2-Southern Conference Tournament, Raleigh, NC

1942-43

Record: 11-10

SC: 6-4, 6th place

Randolph-Macon	W	58-38
at New. News App.	L	46-60
at VMI	L	38-41
at Virginia Tech	L	34-49
at Washington & Lee	W	34-33
J12 Richmond	W	40-27
Hampden-Sydney	W	57-28
Newport News App.	W	45-41
F2 at Richmond	W	40-20
Hampden-Sydney	W	48-38
George Washington	W	53-51
Virginia Tech	W	55-25
Norfolk NAS	L	34-65
Fort Eustis	W	50-43
VMI	L	33-41
Washington & Lee	W	52-42
F23 at Maryland	L	36-51
F24 at Navy	L	30-57
at Randolph-Macon	L	52-54
Norfolk NTS	L	34-62
vs. Geo. Washington ¹	L	23-49

1-Southern Conference Tournament, Raleigh, NC

1943-44

Record: 10-11

SC: 1-3, 10th place

Fort Story	W	44-29
Wilson Gen. Hosp.	W	46-29
C. Patrick Henry	W	53-37
Camp Peary	W	100-18
Norfolk NTS	L	35-65
at Norfolk NAS	L	36-68
Midshipmen School	L	45-59
Richmond Air Base	L	40-42
at Camp Peary	L	24-52
J15 at Richmond (ot)	W	58-55
Newport News App.	W	46-40
Fort Story	W	39-36
Hampden-Sydney	W	47-28
at Virginia Tech	L	22-46
at Hampden-Sydney	L	40-45
at Patrick Henry	L	40-56
F18 Richmond	L	42-47
Virginia Tech	L	29-48
Cheatham Marines	W	81-39

F24 vs. Duke¹ L 25-68
 at New. News App. W 55-52
1-Southern Conference Tournament, Raleigh, NC

1944-45

Record: 7-10
SC: 3-4, 7th place
 Cheatham Annex L 31-34
 Langley Air Base L 39-47
 Virginia W 37-24
 Cheatham Annex W 53-33
 Hampden-Sydney L 39-41
 North Carolina State L 37-58
 J12 Richmond L 37-58
 North Carolina State W 43-38
 VMI W 43-24
 North Carolina L 46-80
 Virginia Tech W 41-30
 Virginia L 37-41
 Hampden-Sydney L 38-54
 F17 Maryland L 46-53
 vs. The Citadel¹ W 54-41
 F23 vs. Duke¹ L 32-59
 Randolph-Macon W 50-39
1-Southern Conference Tournament, Raleigh, NC

1945-46

Record: 10-10
SC: 5-5, 6th place
 at Camp Pickett W 43-41
 at Richmond Air Base W 77-23
 Camp Pickett L 50-66
 George Washington W 45-39
 at King's Point L 33-51
 at Fordham W 45-37
 Wake Forest L 34-36
 at Little Creek L 39-50
 J19 at Richmond L 38-39
 Little Creek L 26-33
 George Washington L 51-65
 at Wake Forest L 51-59
 F10 Richmond W 44-40
 Hampden-Sydney W 65-38
 at VMI W 39-28
 at Virginia Tech L 45-51
 F20 Maryland W 42-36
 VMI W 60-32
 Randolph-Macon W 77-38
 vs. Wake Forest¹ L 31-42
1-Southern Conference Tourm., Raleigh, NC

1946-47

Record: 14-12
SC: 6-6, 9th place
 at Langley Field W 66-34
 Camp Lee W 66-44
 American W 48-44
 D18 at Navy L 36-50
 D19 at Pennsylvania L 46-73
 D20 at Seton Hall L 33-65
 at Merchant Marine L 45-50
 Wake Forest L 33-40
 Virginia W 59-40
 J11 at Richmond W 47-45
 Roanoke W 68-32
 at Virginia L 46-52
 J18 Richmond L 34-40
 Virginia Tech W 50-41
 F3 at Duke L 45-69
 F4 at NC State L 33-45
 Hampden-Sydney W 46-40
 George Washington W 37-32
 NN Air Station W 66-37
 at VMI W 63-56
 at Virginia Tech L 52-56
 Washington & Lee L 56-61
 at NN Air Station W 55-52
 VMI W 66-32
 F25 at Boston University L 45-62
 Washington & Lee W 58-37

1947-48

Record: 13-10
SC: 8-7, 8th place (tie)
 D6 at The Citadel W 64-41
 D8 at Furman L 50-51
 Hampden-Sydney L 36-37
 Western Maryland W 75-49
 Virginia W 51-33
 Wake Forest L 52-61
 J7 Randolph-Macon W 68-35
 VMI W 53-39
 at Virginia Tech L 41-59
 at Washington & Lee L 49-51
 J17 at Richmond W 50-47
 The Citadel W 50-34
 George Washington L 40-65
 F5 Duke L 36-45
 Virginia Tech W 46-42
 North Carolina L 61-63
 at Boston University L 61-71
 at American Inter. W 61-35
 F24 Washington & Lee W 71-47
 at VMI W 53-52
 F28 Richmond W 52-47
 vs. Wake Forest¹ W 61-56
 vs. North Carolina St.¹ L 52-73
1-Southern Conference Tournament, Durham, NC

1948-49
Record: 24-10
SC: 10-3, 2nd place
 Langley Field W 80-29
 Quantico Marines W 55-50
 Norfolk NAS W 68-46
 Milligan W 55-45
 at VMI W 77-54
 Norfolk Navy Base W 75-46
 Wake Forest W 52-47
 at Rider W 52-37
 at Villanova L 48-70
 at Albright W 73-54
 D23 at Seton Hall L 55-59
 Towson W 94-31
 Georgetown W 69-58
 VMI W 75-37
 J11 Baltimore W 96-28
 at Washington & Lee W 42-39
 at Virginia Tech L 52-54
 Hampden-Sydney W 67-56
 at North Carolina L 61-69
 Little Creek W 70-26
 Virginia Tech W 62-47
 F5 #17 NC State L 52-66
 F7 Furman W 73-60
 F9 Richmond W 61-47
 Roanoke W 77-45
 at Quantico Marines L 36-42
 F18 The Citadel W 57-39
 Washington & Lee W 89-46
 at Virginia L 44-58
 F26 at Richmond W 82-53
 vs. Davidson¹ W 54-50
 vs. Geo. Washington¹ (3ot) L 74-78
 M7 vs. Xavier² L 65-82
 M9 vs. LaSalle² L 51-63
1-Southern Conference Tournament, Durham, NC; 2-Cincinnati Invitational Tournament, Cincinnati, OH

1949-50

Record: 23-9
SC: 12-4, 2nd place (tie)
 D6 at Colby W 69-53
 Pensacola W 72-52
 D10 Quantico Marines W 72-51
 Randolph-Macon W 73-46
 D16 at John Carroll L 54-64
 at Akron W 53-49
 at Bowling Green L 58-74
 D30 at Seton Hall W 65-47
 at Siena L 50-57
 at Wake Forest W 48-34
 Washington & Lee W 80-56
 J10 at Maryland W 56-52
 J12 at #9 NC State L 58-72
 Wake Forest L 49-61
 at VMI W 68-43
 Hampden-Sydney (ot) W 70-67
 J21 Maryland W 64-56
 George Washington W 58-50
 F4 at Richmond W 50-47
 F7 #8 North Carolina St. W 54-50
 Virginia Tech W 64-50

1950-51

Record: 20-11
SC: 13-6, 4th place (tie)
 D2 vs. St. John's¹ L 47-63
 D6 at Randolph-Macon W 78-38
 D9 Wake Forest W 71-49
 D11 at Maryland L 41-48
 D14 Hampden-Sydney W 70-46
 D16 Davidson W 65-49
 D19 at Marshall W 56-38
 D20 at Louisville L 47-70
 D21 at #17 Cincinnati L 60-89
 D22 at Charleston (WV) W 55-54
 J6 Washington & Lee W 76-55
 J8 Furman W 65-37
 J12 at #7 NC State L 54-61
 J13 at Wake Forest L 50-72
 J15 Duke W 74-57
 J17 Washington & Lee W 73-65
 J20 Richmond W 64-46
 F2 Virginia Tech W 73-67
 F3 #8 North Carolina St. W 88-78
 F6 at Duke L 54-61
 F9 at Geo. Washington (ot) L 62-66
 F10 VMI W 87-67
 F13 Virginia W 78-48
 F17 Maryland W 55-50
 F19 at Virginia Tech L 77-82
 F20 at VMI W 76-43
 F24 at Richmond W 76-58
 M1 vs. West Virginia² W 88-67
 M3 vs. Duke² L 69-71
 M6 at Georgetown W 75-64
 M7 Villanova L 59-87
1-New York, NY (Madison Square Garden); 2-Southern Conference Tournament, Raleigh, NC (Reynolds Coliseum)

1951-52

Record: 15-13
SC: 10-6, 8th place
 D3 at Seton Hall L 52-63
 Randolph-Macon W 61-45
 Charleston (WV) W 94-46
 D12 at Maryland L 53-54
 VMI W 80-53
 D19 at Cincinnati L 61-71
 D20 at West Virginia L 66-87
 at Pittsburgh L 48-63
 Virginia W 70-59
 J7 Wake Forest W 97-75
 Hampden-Sydney W 75-69
 J12 at NC State L 46-82
 J14 #15 Louisville L 65-93
 at Washington & Lee W 84-82
 J19 Richmond W 86-70
 Virginia Tech W 85-79
 F5 NC State W 70-61
 F7 at Duke L 62-68
 George Washington L 68-74
 Washington & Lee W 89-75
 F16 Maryland W 71-66
 at Virginia Tech W 86-76
 F19 at VMI W 86-71
 F23 at Richmond L 61-80
 at Virginia W 87-85
 F29 Cincinnati L 76-82
 M6 vs. #10 West Virginia¹ L 64-77
1-Southern Conference Tournament, Raleigh, NC (Reynolds Coliseum)

1952-53

Record: 10-13
SC: 6-13, 12th place
 D3 at Geo. Washington L 79-90
 D4 at Maryland L 61-64
 at Washington & Lee W 87-62
 D13 at Virginia W 87-71
 D17 West Virginia (ot) L100-101
 Win.-Salem Bullets W 82-63
 at Clemson L 71-81
 J3 at Furman L 78-85
 Hampden-Sydney W 74-65
 VMI W 88-64
 J13 #8 North Carolina St. L 58-62
 J17 at Richmond L 78-82
 Virginia Tech W 91-74
 at VMI W 88-54
 F7 at #15 NC State L71-101
 F10 vs. Wake Forest¹ L 76-78
 F14 Virginia W 105-84
 F17 Maryland L 57-79
 F19 #18 Duke (ot) W 85-82
 F21 Washington & Lee W 94-73
 at Virginia Tech L 74-75
 George Washington L 63-70
 F28 Richmond L 70-76
1-Norfolk, VA

1953-54

Record: 9-14
SC: 6-5, 5th place
 D8 at Maryland L 54-69
 at North Carolina L 61-71
 D12 at Duke L44-109
 George Washington L 53-65
 J1 at Seton Hall W 57-55
 Clemson L 72-75
 Hampden-Sydney W 78-65
 J9 at West Virginia W 78-76
 VMI W 71-67
 J16 at Richmond L 73-85
 Virginia Tech W 82-66
 F2 at NC State L 70-80
 F6 at Washington & Lee W 73-58
 F8 at Virginia Tech W 66-52
 at VMI L 62-81
 F13 at #19 NC State L 48-65
 at #8 Geo. Wash. L 58-69
 Washington & Lee W 68-54
 F20 Wake Forest (ot) L 56-57
 F25 #11 Maryland L 55-74
 F27 at Richmond L 63-68
 M4 at West Virginia¹ L 69-84
1-Southern Conference Tournament, Morgantown, WV (Mountaineer Field House)

1954-55

Record: 11-14
SC: 7-5, 6th place
 D1 North Carolina State L97-111
 D4 at Furman W 103-101
 D6 at Tennessee L 79-91
 Hampden-Sydney W 108-76
 North Carolina W 79-76
 D17 at Seton Hall L89-109
 D28 vs. Boston Univ.¹ W 84-74
 D29 vs. #9 Geo. Wash.¹ L 73-87
 vs. Virginia Tech¹ W 82-67
 J3 at Vanderbilt L 61-86
 J5 at Navy W 84-82
 Washington & Lee W 78-73
 at #8 Geo. Wash. L 65-79
 J15 at #13 Richmond L 71-92
 at Virginia Tech W 75-69
 at VMI W 88-68
 F5 #12 Maryland L 62-67
 Virginia Tech W 105-73
 F9 #7 North Carolina St. L99-126
 F12 VMI W 89-66
 F14 at West Virginia² L 81-95
 Washington & Lee L 67-86
 at #10 George Wash. L76-119
 F26 at Richmond W 93-78
 M3 at Richmond³ L 75-90
1-UR Invitational, Richmond, VA; 2-Parkersburg, WV; 3-Southern Conference Tournament, Richmond, VA (Richmond Arena)

HISTORY



YEAR-BY-YEAR RESULTS

1955-56

Record: 12-14

SC: 9-7, 5th place

George Washington	L	75-81
D8 at Maryland	L	51-52
Hampden-Sydney	W	76-69
D28 vs. Rhode Island ¹	W	100-96
D29 at Richmond ¹	L	60-72
D30 vs. Seton Hall ¹	L	55-80
J2 at Tennessee	W	93-83
J3 #4 Vanderbilt (2ot)	L	80-89
Washington & Lee	W	79-70
J9 Furman	W	92-81
J14 at Richmond	L	53-75
at Virginia Tech	W	66-57
at VMI	W	81-72
J21 at #3 NC State	L	71-90
at Davidson	W	85-75
F4 at Furman	L	85-109
at #12 North Carolina	L	63-115
VMI	W	89-78
F13 West Virginia ²	L	90-105
at George Washington	L	69-81
at Washington & Lee	L	57-70
F20 Virginia Tech	W	79-74
F22 at West Virginia	L	88-97
Davidson	W	77-67
F25 Richmond	W	79-77
M1 at Richmond ³	L	62-79

1-UR Invitational, Richmond, VA; 2-Norfolk, VA; 3-Southern Conference Tournament, Richmond, VA (Richmond Arena)

1956-57

Record: 9-18

SC: 7-11, 6th place

N30 The Citadel	W	87-74
D1 Hampden-Sydney	W	98-81
D3 The Citadel	W	82-74
D6 at Washington & Lee	L	72-79
D8 George Washington	W	89-85
D11 at Furman	L	66-69
D15 at Villanova	L	73-81
D27 vs. Lafayette ¹	L	72-85
D28 vs. Columbia ¹	L	78-93
D29 vs. Davidson ¹	W	72-63
J1 at #12 Tennessee	L	68-81
J2 at #9 Vanderbilt	L	65-80
J5 at Davidson	W	80-67
J8 #2 North Carolina	L	61-71
J12 at Richmond	L	55-68
J14 #15 West Virginia ²	L	72-81
J18 Virginia Tech	W	72-70
F2 Davidson	L	77-86
F4 Furman	L	78-80
F9 at Geo. Washington	L	77-79
F14 VMI	W	83-66
F16 at Virginia Tech	L	83-94
F18 at VMI	W	65-58
F22 Washington & Lee	L	58-80
F25 at #11 West Virginia	L	57-80
M2 Richmond	L	73-82
M7 vs. Virginia Tech ³	L	56-64

1-UR Invitational, Richmond, VA; 2-Norfolk, VA; 3-Southern Conference Tournament, Richmond, VA (Richmond Arena)

1957-58

Record: 15-14

SC: 9-9, 5th place

Virginia	W	73-69
D4 at Pennsylvania	L	70-86
George Washington	W	71-60
at The Citadel	L	60-75
at The Citadel	L	63-85
D13 at #8 West Virginia ¹	L	52-68
at Evansville	L	65-83
at Murray State	W	76-66
D30 at Tennessee	L	62-84
at #3 North Carolina	L	63-79
J11 at Richmond	W	72-66
Davidson	W	75-61
at George Washington	L	80-91
Virginia Tech	L	75-87
F1 at Furman	L	73-89
at Davidson	W	72-53
Hampden-Sydney	W	85-59
F8 vs. Navy ²	W	90-78
F10 at #1 West Virginia	L	68-82

at VMI	W	79-61
at Washington & Lee	W	86-84
F17 Furman	W	87-46
F21 Washington & Lee	W	88-72
VMI	W	96-78
at Virginia Tech	L	68-72
M1 Richmond (3ot)	L	67-79
M6 vs. Virginia Tech ³	W	79-61
M7 vs. George Washington ³	W	57-56
M8 vs. #2 West Virginia ³	L	58-74

1-Logan, WV; 2-Norfolk, VA; 3-Southern Conference Tournament, Richmond, VA (Richmond Arena)

1958-59

Record: 13-11

SC: 7-7, 4th place

at Virginia	L	74-85
at Washington & Lee	W	63-60
George Washington	W	57-52
Hampden-Sydney	W	59-46
D15 VMI	W	82-69
Davidson	W	72-56
at Louisiana Tech ¹	L	49-63
at North Texas	W	82-77
at Murray State	W	64-62
J3 at Furman	L	70-78
at Davidson	W	59-57
J10 Richmond	W	83-65
at Charleston (WV)	L	67-75
J13 at #10 West Virginia	L	76-88
Virginia Tech	W	59-58
J30 at #10 West Virginia	L	76-82
at Virginia Tech	L	68-74
at VMI	W	86-60
at Geo. Washington	L	68-87
F9 Furman	L	70-71
Washington & Lee	W	109-62
F21 at Richmond	L	66-71
F26 at Richmond ²	W	87-69
F27 vs. #10 West Virginia ²	L	82-85

1-Gulf South Classic, Shreveport, LA; 2-Southern Conference Tournament, Richmond, VA (Richmond Arena)

1959-60

Record: 15-11

SC: 10-5, 3rd place

Virginia	W	82-70
at VMI	W	79-78
D5 at Tennessee	W	77-71
Hampden-Sydney	W	97-83
D11 vs. Duquesne ¹	L	52-53
D12 vs. St. John's ¹	L	65-77
Charleston (WV)	W	95-82
at Geo. Washington	L	71-98
D28 vs. Lafayette ²	L	63-81
D30 at Richmond ²	L	65-71
Davidson	W	72-64
J9 at Richmond	W	90-76
J11 at #3 West Virginia	L	74-94
J12 at Pittsburgh	L	59-75
Virginia Tech	L	91-92
J30 #4 West Virginia ³	W	94-86
The Citadel	W	79-65
F6 Furman	W	101-68
at Virginia Tech	L	66-82
VMI	W	89-67
George Washington	W	75-66
F15 at Furman	L	73-92
at Davidson	W	73-65
F20 Richmond	W	64-42
F25 vs. Furman ⁴	W	82-74
F26 vs. #7 West Virginia ⁴	L	83-117

1-Steel Bowl, Pittsburgh, PA; 2-UR Invitational, Richmond, VA; 3-Norfolk, VA; 4-Southern Conference Tournament, Richmond, VA (Richmond Arena)

1960-61

Record: 14-10

SC: 9-6, 4th place

Hampden-Sydney	W	113-75
D3 at West Virginia (ot)	L	72-74
D5 at Tennessee (ot)	L	76-83
VMI	W	66-58
George Washington	W	61-57
Davidson	W	54-49
at Virginia	W	80-50

vs. Virginia ¹	W	91-75
D30 at Richmond ¹	L	87-101
J3 at Furman	L	56-78
at Davidson	L	45-54
J7 at Richmond	W	63-60
The Citadel (ot)	L	63-64
Virginia Tech	W	74-60
J28 West Virginia ²	L	69-76
F1 Furman	W	65-57
F8 at Navy	L	67-69
George Washington	W	85-80
at Virginia Tech	L	67-85
at VMI	W	86-77
F25 Richmond	W	105-84
M2 vs. Furman ³ (3ot)	W	86-84
M3 vs. #8 West Virginia ³	W	88-76
M4 vs. Geo. Washington ³	L	82-93

1-UR Invitational, Richmond, VA; 2-Norfolk, VA; 3-Southern Conference Tournament, Richmond, VA (Richmond Arena)

1961-62

Record: 7-17

SC: 5-11, 8th place (tie)

D2 at West Virginia	L	53-69
at The Citadel	L	76-83
D6 at Georgia Tech	L	56-72
George Washington	W	86-55
D12 Virginia	W	71-63
D15 East Carolina	W	81-60
D28 at Texas Tech	L	70-91
D29 vs. Texas ¹	L	71-84
J2 at Furman	L	76-77
at Davidson	L	47-62
J6 at Richmond	L	65-73
The Citadel	W	71-58
Virginia Tech	L	49-63
at VMI	L	71-74
J27 West Virginia ²	L	61-70
J31 Furman	W	79-67
Davidson	L	54-61
at Memphis State	L	70-88
at Loyola	L	62-77
F10 at Navy	L	59-71
at Virginia Tech	L	65-104
F17 VMI	W	102-84
at George Washington	L	84-92
F24 Richmond	W	54-49

1-Lubbock, TX; 2-Norfolk, VA

1962-63

Record: 15-9

SC: 10-5, 3rd place

D1 at Geo. Washington	L	50-60
D4 Hampden-Sydney	W	77-64
D8 at Virginia Tech (ot)	L	71-77
D11 at Virginia	W	71-69
D14 at Pittsburgh ¹	L	56-66
D15 vs. Boston College ¹	L	53-66
D17 Furman	L	55-56
D28 vs. Lehigh ²	W	73-58
D29 at Richmond ²	W	76-59
J2 at Davidson (ot)	L	70-73
J3 at Furman	W	70-68
J5 at Richmond	L	55-59
J8 The Citadel	W	83-69
J10 Virginia Tech	W	78-63
J15 VMI	W	80-71
J30 Davidson	W	70-63
F2 at The Citadel	W	82-69
F4 at #6 Georgia Tech	L	49-50
F9 West Virginia ³	W	75-72
F11 East Carolina	W	81-65
F15 at VMI	W	75-65
F19 George Washington	W	79-75
F23 Richmond	W	75-39
F28 vs. Virginia Tech ⁴	L	72-74

1-Steel Bowl, Pittsburgh, PA (Civic Arena); 2-UR Invitational, Richmond, VA; 3-Norfolk, VA; 4-Southern Conference Tournament, Richmond, VA (Richmond Arena)

1963-64

Record: 9-13

SC: 5-9, 7th place

D3 Hampden-Sydney	W	81-49
D6 at VMI	W	56-51
D14 Furman	W	67-60
D18 at West Virginia	L	73-78
D20 at Arkansas State ¹ (ot)	W	73-71
D21 vs. UTEP ¹	L	51-61
D27 vs. E. Kentucky ² (ot)	L	55-61
D28 at E. Tennessee St ²	W	69-55
J4 at Furman	W	66-60
J6 at The Citadel	L	60-63
J11 at Richmond	L	52-53
J13 East Carolina	W	64-47
J16 Virginia Tech	L	66-73
F1 The Citadel	L	67-80
F4 #5 Davidson ³	L	84-111
F6 at Geo. Washington	L	77-81
F8 Virginia	L	54-56
F10 at Virginia Tech (2ot)	L	86-90
F15 at VMI	L	65-70
F19 George Washington	W	82-67
F22 Richmond	W	84-53
F27 vs. West Virginia ⁴	L	73-85

1-Arkansas State Tournament, Jonesboro, Ark.; 2-Watauga Invitational, Johnson City, Tenn.; 3-Norfolk, Va.; 4-Southern Conference Tournament, Charlotte, N.C. (Charlotte Coliseum)

1964-65

Record: 12-13

SC: 6-8, 6th place

D1 at Virginia	L	58-72
D3 Hampden-Sydney	W	98-70
D5 East Carolina	W	86-72
D8 George Washington	W	54-44
D11 Furman (ot)	L	64-65
D14 at West Virginia	L	63-72
D17 VMI	W	66-63
D21 at Georgia Tech	L	73-91
D29 at Texas Western ¹	L	50-56
D30 vs. TCU ¹	L	71-76
J2 at Davidson ²	L	57-77
J5 The Citadel	L	64-70
J9 at Geo. Washington	L	50-56
J12 Virginia Tech	L	75-89
J16 at Richmond	W	61-59
J31 at East Carolina ³	W	61-58
F1 at Furman	W	68-64
F3 at The Citadel	W	79-70
F10 at VMI	L	57-61
F13 Pittsburgh	W	63-61
F16 at Virginia Tech	L	57-76
F20 Richmond	W	87-77
F25 vs. The Citadel ⁴	W	68-60
F26 vs. Virginia Tech ⁴	W	70-59
F27 vs. West Virginia ⁴ (2ot)	L	67-70

1-Sun Carnival Classic, El Paso, TX; 2-Charlotte; 3-Norfolk; 4-Southern Conference Tournament, Charlotte, NC (Charlotte Coliseum)

1965-66

Record: 13-12

SC: 8-3, 3rd place

D1 Virginia	W	93-82
D4 at North Carolina	L	68-82
D6 at Virginia Tech	L	63-95
D11 Furman	W	84-63
D15 Hampden-Sydney	L	68-71
D18 at Geo. Washington	W	79-66
D20 at Jacksonville	L	76-82
D22 at Georgia Tech	L	73-92
D27 vs. East. Kentucky ¹	W	76-64
D28 at Detroit ¹	L	65-80
J1 at Davidson ²	L	59-90
J4 Virginia Tech	L	69-76
J8 at VMI	L	74-89
J15 Richmond	W	71-65
J29 at The Citadel	W	70-65
J31 at Florida Southern	W	69-61
F2 at Miami (FL)	L	66-88
F5 East Carolina ³	W	57-51
F7 The Citadel	W	59-46
F10 George Washington	W	81-52
F12 VMI	W	94-67
F17 St. Francis (PA)	W	67-52

F19 at Richmond L 63-76
 F24 vs. Furman⁴ W 78-73
 F25 vs. West Virginia⁴ L 50-64
1-Motor City Tournament, Detroit, MI (Memorial Building); 2-Charlotte; 3-Fort Eustis; 4-Southern Conference Tournament, Charlotte, NC (Charlotte Coliseum)

1966-67
Record: 14-11
SC: 8-5, 3rd place
 D1 at Virginia L 65-80
 D3 at West Virginia¹ L 67-73
 D5 at Pittsburgh W 72-68
 D6 at St. Francis (PA) L 54-67
 D9 Florida Southern W 75-69
 D13 East Carolina W 82-63
 D17 George Washington W 36-30
 D22 Jacksonville W 72-68
 D27 at Evansville² W 74-72
 D28 vs. New Mexico St² L 49-62
 J4 Virginia Tech L 69-96
 J17 at Geo. Washington W 85-74
 J11 Hampden-Sydney W 100-78
 J14 at Richmond L 78-90
 J28 at The Citadel L 77-85
 J30 at East Carolina W 84-72
 F2 at Virginia Tech L 79-84
 F4 The Citadel W 91-57
 F7 VMI W 64-57
 F13 at Furman L 85-92
 F14 at Davidson W 74-71
 F17 at VMI L 67-81
 F24 Richmond W 79-69
 M2 vs. Geo. Wash.³ W 76-66
 M3 vs. Davidson³ L 65-78
1-Charleston, WV (Charleston Civic Center); 2-Evansville Invitational, Evansville, IN; 3-Southern Conference Tournament, Charlotte, NC

1967-68
Record: 6-18
SC: 4-10, 8th place
 D2 at West Virginia L 66-83
 D9 George Washington W 96-76
 D13 at NC State L 73-88
 D15 at #8 Davidson L 75-81
 D18 at Wake Forest L79-108
 D20 VMI W 96-82
 D28 at Connecticut¹ L 49-51
 D29 vs. Massachusetts¹ L 86-92
 J2 Jacksonville L 69-71
 J4 Pittsburgh W 79-65
 J6 Loyola (LA) W 97-74
 J8 at Virginia Tech L 70-90
 J10 East Carolina L 70-71
 J13 Richmond (ot) W 98-92
 J29 at West Virginia² L 70-88
 J30 at George Washington L 76-80
 F3 The Citadel L 75-84
 F5 at VMI L 62-68
 F10 at East Carolina L 75-99
 F12 Furman W 91-76
 F17 Virginia Tech³ (ot) L 72-78
 F21 at The Citadel L 73-84
 F24 at Richmond L81-108
 F29 vs. Davidson⁴ L68-107
1-Basketball Classic, Storrs, CT (Field House); 2-Charleston, WV (Charleston Civic Center); 3-Fort Eustis; 4-Southern Conference Tournament, Charlotte, NC

1968-69
Record: 6-20
SC: 3-8, 7th place
 D2 at West Virginia L 74-89
 D3 at Pittsburgh L 62-68
 D11 East Carolina¹ L 66-77
 D14 at Geo. Washington L 71-82
 D17 Wake Forest² L 58-98
 D20 vs. Virginia Tech³ L 72-83
 D21 vs. Richmond³ L62-106
 D26 Baylor⁴ L 68-81
 D27 Delaware⁴ W 82-76
 D28 Air Force⁴ W 74-71
 J4 Virginia Tech² L 60-75
 J6 West Virginia² L 71-75
 J9 The Citadel¹ W 73-56

J11 at East Carolina L 61-87
 J13 at Virginia Tech L 46-77
 J15 George Washington¹ W 77-75
 J18 at Richmond L 75-80
 J30 at VMI L 71-72
 F1 at Furman L 49-78
 F3 at The Citadel L 61-95
 F5 at Jacksonville L 74-88
 F8 Georgetown² (2ot) W 90-84
 F11 Old Dominion L 65-80
 F15 VMI¹ W 83-78
 F22 Richmond¹ L 80-96
 F27 vs. East Carolina³ L 35-48
1-BG; 2-Fort Eustis; 3-Big 5 Tournament, Salem, VA; 4-East Carolina Classic, Greenville, NC; 5-Southern Conference Tournament, Charlotte, NC

1969-70
Record: 11-16
SC: 5-7, 5th place
 D1 North Carolina State L 84-93
 D3 at West Virginia L80-106
 D6 at Virginia Tech L 84-93
 D9 at Georgetown L 82-87
 D11 Richmond W 81-74
 D13 at Duke L 77-84
 D16 George Washington L 80-90
 D18 vs. Virginia Tech¹ W 84-79
 D19 vs. VMI¹ W 75-64
 D20 vs. Virginia¹ L 72-92
 D30 at Geo. Washington L 78-86
 J3 West Virginia² W 83-76
 J6 Pittsburgh W 84-73
 J10 Virginia Tech L 72-92
 J26 Furman W 107-87
 J29 Virginia (ot) L 81-87
 J31 at The Citadel W 65-60
 F3 at #15 Davidson L 87-93
 F7 East Carolina L 88-98
 F10 at VMI L 68-74
 F12 The Citadel W 79-74
 F14 VMI W 77-58
 F16 Old Dominion W 89-80
 F18 at East Carolina L 83-96
 F21 at Richmond L 60-78
 F26 vs. Furman³ W 82-67
 vs. #11 Davidson³ L 54-78
1-Big 5, Hampton, VA; 2-Hampton, VA (Hampton Coliseum); 3-Southern Conference Tournament, Charlotte, NC

1970-71
Record: 11-16
SC: 7-3, 2nd place
 D1 vs. Richmond¹ W 69-68
 D2 vs. Virginia Tech¹ L 78-88
 D3 vs. Richmond¹ W 97-84
 D5 North Carolina L72-101
 D7 Georgetown L 71-88
 D12 at The Citadel L 67-71
 D14 at Wake Forest L 70-93
 D17 at Virginia L87-107
 D19 VMI² W 75-49
 D29 vs. #1 UCLA³ L 71-90
 D30 Duquesne³ L 54-79
 J2 Davidson L 49-66
 J4 The Citadel W 59-54
 J6 Rice L 74-77
 J9 at Richmond W 72-69
 J23 East Carolina W 74-65
 J28 at Loyola (LA) L87-118
 J30 at Furman (ot) W 78-71
 F3 Virginia Tech L 62-74
 F6 Navy W 77-71
 F8 at Virginia Tech L 63-91
 F11 #6 Jacksonville L69-100
 F16 at VMI W 85-69
 F20 at East Carolina L 56-65
 F27 Richmond W 103-82
 vs. VMI⁴ W 69-65
 M5 vs. Richmond⁴ L 64-66
1-Big 5 Tournament, Hampton, VA; 2-BG; 3-Steel Bowl, Pittsburgh, PA; 4-Southern Conference Tournament, Charlotte, NC

1971-72
Record: 10-17
SC: 6-4, 3rd place
 D4 Furman W 110-91
 D8 Wake Forest L 60-75
 D11 The Citadel W 74-67
 D15 #19 Virginia L 62-82
 D18 at #14 Jacksonville L 72-83
 D20 at Georgia Tech L 71-83
 D22 at Rice L 76-88
 D29 at Stetson¹ W 94-67
 D30 vs. Miami (OH)¹ L 67-69
 J1 at Davidson L 68-81
 J3 at The Citadel L 59-68
 J8 at Richmond (2ot) W 73-68
 J22 at East Carolina L 71-79
 J25 VMI W 76-59
 J27 at Georgetown (ot) L 79-85
 J29 at Virginia Tech L 65-87
 J31 Cincinnati L 52-65
 F3 Florida Southern W 76-67
 F5 Pittsburgh W 73-68
 F10 Virginia Tech L 69-90
 F12 at Duke L 69-87
 F16 at West Virginia L 71-87
 F19 East Carolina W 67-64
 F22 at VMI L 35-37
 F26 Richmond W 85-62
 M2 vs. Richmond² W 98-82
 M3 at Furman² L 74-93
1-Tangerine Bowl Classic, Winter Park, FL; 2-Southern Conference Tournament, Greenville, SC

1972-73
Record: 10-17
SC: 5-6, 5th place
 N25 at Furman L90-112
 N27 Jacksonville L94-103
 D2 at Duke L 74-98
 D6 Wake Forest L 71-86
 D9 at The Citadel L 73-82
 D11 at Appalachian State W 73-71
 D13 Virginia Tech L 77-98
 D16 at Virginia L 80-90
 D18 Georgia Tech W 63-60
 D27 at Lehigh W 77-66
 D28 at CC of New York W 69-53
 J3 Davidson L88-102
 J6 Richmond L 58-65
 J20 at East Carolina L 68-73
 J25 at Wake Forest L 79-93
 J27 at Cincinnati L68-110
 J29 at Virginia Tech L92-127
 J31 VMI W 77-59
 F3 at Pittsburgh L 62-83
 F6 The Citadel W 83-74
 F10 at Rutgers L 78-97
 F15 West Virginia W 69-66
 F17 East Carolina W 80-69
 F20 at VMI L 64-66
 F24 at Richmond W 66-64
 vs. The Citadel¹ W 97-72
 vs. Davidson¹ L 73-76
1-Southern Conference Tournament, Richmond, VA (Richmond Coliseum)

1973-74
Record: 9-18
SC: 5-6, 5th place
 D1 Appalachian State W 100-63
 D3 Duke L 79-93
 D6 at Wake Forest L 58-78
 D8 at The Citadel L 65-88
 D11 Richmond (ot) W 73-71
 D14 at Baltimore L 70-79
 D15 at Navy W 84-80
 D20 at #9 Providence L75-105
 D22 at Fairfield L 57-77
 J19 East Carolina L 67-70
 J21 at Davidson L 65-73
 J22 VMI W 85-68
 J26 Furman L 80-97
 J29 Rutgers L 75-76
 J31 at Virginia Tech L 61-80
 F2 #13 Pittsburgh L 62-68
 F4 The Citadel W 64-57
 F6 at VMI W 67-65
 F9 at East Carolina L 63-93

F11 Virginia Tech L 54-72
 F14 Iona W 64-62
 F16 at Old Dominion W 70-68
 F18 Virginia L 62-72
 F21 at Geo. Washington L 51-81
 F23 at Richmond L 81-88
 F27 vs. East Carolina¹ (2ot) W 75-67
 M1 vs. Furman¹ L 55-70
1-Southern Conference Tournament, Richmond, VA (Richmond Coliseum)

1974-75
Record: 16-12
SC: 6-5, 3rd place
 N30 Pace W 54-51
 D2 Haverford W 69-55
 D5 George Washington L 50-61
 D7 at The Citadel W 82-73
 D11 at Virginia L 51-73
 D14 Wagner W 77-65
 D17 Davidson W 76-75
 D21 Wake Forest W 59-58
 D30 Columbia W 75-63
 J4 Old Dominion L 55-61
 J18 at East Carolina L 62-66
 J20 St. Mary's W 91-44
 J22 at VMI L 69-71
 J25 at Furman L 58-75
 J28 Virginia Tech W 76-69
 F1 at Pittsburgh L 60-70
 F3 The Citadel W 81-53
 F6 at Richmond L 75-84
 F8 at Appalachian State W 69-59
 F10 Baltimore W 67-52
 F12 at Virginia Tech L75-101
 F15 East Carolina L 66-68
 F19 VMI W 67-66
 F22 Richmond W 72-60
 F26 at Rutgers L 70-88
 Davidson¹ W 78-64
 M5 vs. East Carolina² W 69-66
 M6 at Furman² L 55-66
1-Southern Conference Tournament, Williamsburg, VA; 2-Southern Conference Tournament, Greenville, SC

1975-76
Record: 15-13
SC: 8-3, 2nd place
 N29 Appalachian State W 68-48
 D1 Eastern Connecticut W 75-55
 D4 at Geo. Washington L 69-75
 D6 The Citadel W 70-61
 D9 at Wake Forest L 69-82
 D11 Dickenson W 61-56
 J3 Wagner W 80-52
 J5 at Iona (ot) L 64-67
 J6 at Princeton L 43-64
 J10 Washington Coll. W 105-60
 J13 at Old Dominion L 73-77
 J17 East Carolina W 65-58
 J19 Virginia L 60-80
 J21 at #20 VMI L 78-84
 J24 Furman W 80-68
 J28 at Virginia Tech L79-105
 J31 Richmond L 72-80
 F3 at East Carolina W 56-54
 F5 Old Dominion W 74-61
 F7 VMI W 68-62
 F11 #18 Virginia Tech L 48-50
 F14 at Davidson W 75-73
 F16 at The Citadel L 62-64
 F19 Pratt W 70-56
 F21 at Richmond W 107-102
 F25 #3 Rutgers L90-100
 F28 Furman¹ W 70-57
 M3 vs. Richmond² L 78-84
1-Southern Conference Tournament, Williamsburg, VA; 2-Southern Conference Tournament, Greenville, SC

1976-77
Record: 16-14
SC: 7-4, 4th place
 N29 Christopher Newport W 105-51
 D1 Hampden-Sydney W 92-67
 D4 The Citadel W 94-61
 D8 #11 Wake Forest (ot) L 84-90
 D11 at Appalachian State L 59-68

HISTORY



YEAR-BY-YEAR RESULTS

D22 at UC Santa Barbara	W	78-65
D23 at #8 UCLA	L	55-59
D27 at Hawaii ¹	L	60-63
D28 vs. Illinois ¹	L	64-73
D29 vs. Temple ¹	W	68-65
J8 Appalachian State	W	68-63
J10 at Virginia	W	71-65
J12 at VMI	L	79-92
J15 at Richmond	W	67-62
J18 East Carolina	W	79-43
J20 Queens	W	91-41
J22 at Furman (ot)	L	83-88
J24 at The Citadel	W	61-53
J26 Princeton	L	38-42
J29 Navy	W	70-56
J31 at Davidson	L	52-69
F2 George Washington	W	83-70
F5 Old Dominion	L	71-73
F7 at West Virginia ²	L	58-69
F10 at East Carolina	W	70-66
F12 Davidson	W	68-60
F16 #19 VMI	W	86-84
F19 Richmond	L	77-78
F21 at Old Dominion	L	68-82
F26 East Carolina ³	L	76-79

1-Rainbow Classic, Honolulu, HI (Neil S. Blaisdell Center); 2-Charleston, WV (Charleston Civic Center); 3-Southern Conference Tournament, Williamsburg, VA

1977-78
Record: 16-10

N25 vs. VCU ¹	W	55-54
N26 vs. St. Joseph's ¹	L	60-69
N28 Christopher Newport	W	86-68
N30 West Virginia	W	72-61
D3 Radford	W	85-56
D7 #2 North Carolina	W	78-75
D9 vs. Cal. St. Fullerton ²	W	67-62
D10 vs. Montana ²	W	61-60
D28 at Stetson ³	W	61-60
D29 vs. Rollins ³	W	79-66
J7 East Carolina	L	56-58
J10 at Rutgers	L	71-79
J14 Richmond	W	75-43
J17 at East Carolina	W	77-76
J21 American	L	67-73
J25 at Davidson	W	65-56
J28 at Old Dominion	L	63-64
F1 VCU	L	62-73
F4 George Mason	W	94-73
F7 at Navy	W	70-62
F11 James Madison	L	66-68
F15 VMI	L	59-60
F18 at Richmond	W	59-48
F20 #17 Virginia	L	49-62
F22 at South Carolina	L	54-67
F25 Old Dominion	W	75-64

1-Spider Classic, Richmond, VA (Robins Center); 2-at Cougar Classic, Provo, UT (Marriott Center); 3-Tangerine Bowl

1978-79
Record: 9-17

N25 Delaware Valley	W	86-64
N27 Christopher Newport	W	66-54
N29 at West Virginia	L	39-45
D2 East Carolina	W	60-54
D9 at Virginia Tech	L	59-84
D29 at VCU ¹	L	43-60
D30 vs. Richmond ¹ (ot)	L	62-64
J3 Muhlenberg	W	80-64
J6 James Madison	L	55-56
J10 at Virginia	L	56-95
J13 at Richmond	L	72-83
J16 Virginia Wesleyan	W	67-62
J20 at Old Dominion	L	42-48
J24 at VCU	L	46-67
J27 South Carolina	L	54-62
J30 at East Carolina (2ot)	L	59-61
F1 Roanoke	W	44-43
F3 Navy	W	68-63
F6 at James Madison	W	57-70
F8 Davidson (2ot)	W	68-62
F10 at American	L	45-61
F12 Virginia Tech	L	49-55
F14 at #4 North Carolina	L	60-85
F17 Richmond	W	68-64

F21 Virginia	L	40-44
F24 Old Dominion	L	56-57

1-TD Invitational Tournament, Richmond, VA (Richmond Coliseum)

1979-80
Record: 12-15

D1 Johns Hopkins	W	94-51
D3 Christopher Newport	W	68-50
D5 West Virginia	W	63-62
D8 VCU	L	54-57
D10 St. Mary's	W	104-67
D22 NC Wesleyan	W	88-62
D26 at Jacksonville ¹	L	43-58
D27 vs. Iowa State ¹	L	55-56
D29 at Roanoke	W	69-67
J9 at South Carolina	L	67-74
J14 American	L	72-82
J16 at Navy	L	48-73
J19 Richmond	W	82-81
J24 Temple	L	55-56
J26 at Old Dominion	L	51-60
J29 at #11 North Carolina	L	61-71
F2 Catholic	W	88-66
F5 at James Madison	L	58-61
F7 George Mason	W	84-62
F9 at Richmond	W	83-74
F12 at VCU	L	56-64
F14 Bluefield	W	101-48
F16 James Madison	L	49-52
F20 at Virginia	L	55-63
F23 Old Dominion (ot)	L	69-71
F26 Richmond ²	W	78-77
vs. Old Dominion ³	L	59-75

1-Gator Bowl Tourney, Jacksonville, FL (Swisher Gymnasium); 2-ECAC South Tournament, Williamsburg, VA; 3-ECAC South Tournament, Hampton, VA

1980-81
Record: 16-12

N29 Pace	W	85-64
D1 Christopher Newport	W	84-56
D3 at VCU	L	58-77
D6 #7 Virginia	L	68-88
D20 NC Wesleyan	W	88-63
J3 at #9 Maryland	L	64-69
J6 Millersville	W	76-52
J10 at Virginia Tech	W	51-43
J14 at Richmond	W	44-42
J17 James Madison	W	44-42
J19 at Catholic	W	36-29
J21 Virginia Tech (3ot)	W	48-46
J24 at Old Dominion	L	51-76
J26 at George Mason	W	64-45
J28 at Temple ¹	L	68-80
J31 Navy	W	71-60
F2 at American	L	54-69
F4 at VMI	W	75-63
F7 at James Madison	L	60-72
F11 Richmond	L	51-53
F14 South Carolina	W	77-68
F18 #13 North Carolina	L	55-81
F21 Old Dominion	L	59-60
F24 VCU (ot)	L	67-68
F26 St. Mary's	W	105-69
F28 George Mason	W	68-53
Robert Morris ²	W	73-50
M6 vs. James Madison ³	L	42-44

1-The Palestra; 2-ECAC South Tournament, Williamsburg, VA (William and Mary Hall); 3-ECAC South Tournament, Hampton, VA

1981-82
Record: 16-12

N27 Elizabethtown	W	101-54
N30 Christopher Newport	W	71-32
D2 VMI	W	84-57
D5 at Virginia Tech	L	60-76
D19 NC Wesleyan	W	69-45
D29 vs. Auburn ¹	W	58-48
D30 vs. Davidson ¹	W	46-44
J4 at #1 North Carolina	L	40-64
J6 at East Carolina	L	58-61
J9 Lebanon Valley	W	75-50
J11 at VCU (ot)	L	62-63
J16 at James Madison	L	44-54
J20 Richmond	W	70-47
J23 Old Dominion (ot)	W	60-59

J27 Maryland	L	43-50
J30 at Navy (ot)	W	47-46
F2 at American (ot)	L	64-65
F4 at George Mason	W	88-68
F6 at Richmond	L	55-60
F8 Virginia Tech	W	66-51
F13 Temple	W	68-59
F17 at Old Dominion	L	45-66
F20 James Madison	L	55-56
F23 VCU	L	63-65
F25 George Mason (ot)	W	53-47
F27 East Carolina	W	80-61
M4 vs. Navy ²	W	79-55
M5 vs. James Madison ²	L	49-64

1-Iron Duke Classic (Durham, NC); 2-ECAC South Tournament, Norfolk, VA (Scope)

1982-83
Record: 20-9

ECAC South: 9-0, 1st place
Postseason: NIT, 1st round

N29 Christopher Newport	W	84-51
D1 Norfolk State	W	72-56
D3 Lock Haven	W	89-52
D7 at West Virginia	L	51-65
D11 at Temple ¹	L	61-62
D30 at Notre Dame	L	60-83
J5 at Maryland	L	51-56
J8 at George Mason	W	47-46
J12 at East Carolina	W	72-51
J15 at Lafayette	W	69-61
J17 Wake Forest	W	80-63
J19 NC Wesleyan	W	90-55
J22 at Old Dominion	W	56-50
J26 Richmond	W	76-68
J29 James Madison	W	72-65
J31 VCU	L	49-50
F2 at Duke	L	71-73
F5 Loyola	W	79-53
F9 East Carolina	W	70-54
F12 Old Dominion	L	42-43
F16 at VMI	W	77-65
F19 at James Madison	W	60-55
F21 Navy	W	75-55
F23 at Richmond	W	49-47
F26 George Mason	W	79-72
M2 at Delaware	W	70-58
M10 vs. East Carolina ²	W	48-45
M12 vs. James Madison ²	L	38-41
M17 at Virginia Tech ³	L	79-85

1-The Palestra; 2-ECAC South Tournament, Richmond, VA (Robins Center); 3-National Invitational Tournament, Blacksburg, VA

1983-84
Record: 14-14

ECAC South: 6-4, 2nd place (tie)

N25 NC Wesleyan	W	79-39
N30 Duke	L	68-70
D3 at Old Dominion	L	57-73
D6 at VCU	L	38-41
D8 at Virginia	L	41-52
D30 Towson	W	63-45
J4 UNC Wilmington	L	55-61
J7 at #5 Maryland	L	44-58
J11 at #12 Wake Forest	L	53-80
J14 East Carolina	W	64-48
J18 VMI	W	73-55
J21 at Navy (2ot)	L	55-60
J23 at Drexel	L	59-60
J25 George Mason	W	91-79
J28 at Richmond	L	60-69
J30 Delaware	W	68-65
F1 Virginia Wesleyan	W	107-73
F4 James Madison	W	46-44
F6 Lafayette	W	67-57
F9 at UNC Wilmington	W	76-52
F11 at East Carolina	W	67-52
F18 Navy	L	71-73
F22 Old Dominion	L	65-71
F25 at George Mason	L	57-64
F29 at James Madison	W	56-47
M3 Richmond	W	83-65
M8 vs. East Carolina ¹	W	47-32
M9 vs. Navy ¹	L	57-67

1-ECAC South Tournament, Harrisonburg, VA (Convocation Center)

1984-85
Record: 16-12

ECAC South: 9-5, 4th place

N28 at Duke	L	60-92
D1 Drexel	W	81-65
D5 Virginia	W	54-53
D8 Old Dominion	L	57-62
D22 Christopher Newport	W	85-45
D28 vs. Iona ¹	L	55-68
D29 vs. New Hampshire ¹	W	53-45
J2 at Wake Forest	L	47-64
J12 at East Carolina	W	67-53
J17 UNC Wilmington	W	79-68
J19 Navy	L	59-70
J21 Lafayette	W	58-57
J23 at George Mason	W	63-62
J26 Richmond (ot)	L	76-82
J28 at American	L	62-64
J30 Delaware	W	72-61
F2 at James Madison	W	78-70
F6 at VMI	L	48-50
F9 East Carolina	W	80-71
F16 at Navy	W	60-84
F18 American	W	89-61
F20 at Old Dominion	L	58-72
F23 George Mason (ot)	W	74-73
F25 at UNC Wilmington	W	67-59
F28 James Madison	W	71-60
M2 at Richmond	L	58-68
M7 James Madison ²	W	68-61
M8 Navy ²	L	83-89

1-Connecticut Mutual Classic, Hartford, CT (Hartford Civic Center); 2-ECAC South Tournament, Williamsburg, VA (William and Mary Hall)

1985-86
Record: 8-20

CAA: 3-11, 6th place (tie)

N23 at Towson	L	56-66
N26 #6 Duke	L	61-84
N30 Drexel	W	57-52
D5 at Maryland	L	48-77
D20 Christopher Newport	W	76-55
D27 vs. Georgia ¹	L	44-77
D28 vs. Colorado State ¹	W	61-39
J4 • at Richmond	L	36-52
J8 at Virginia	L	47-67
J11 • UNC Wilmington	L	56-73
J13 • East Carolina	L	52-54
J15 Old Dominion	L	44-75
J18 • at James Madison	L	58-59
J20 • at George Mason	L	54-67
J22 VMI	W	71-64
J25 • Navy	L	68-76
J27 • American	W	76-63
J30 at VCU	L	44-60
F1 • #20 Richmond	L	47-67
F3 • George Mason	L	46-69
F8 • at UNC Wilmington	W	73-64
F10 • at East Carolina	L	47-52
F15 • James Madison	W	53-50
F17 • at Navy	L	51-66
F20 at Old Dominion	L	47-58
F24 • at American	L	64-70
F26 at Lafayette	W	59-54
M1 at Richmond ²	L	50-61

1-Krystal Classic, Chattanooga, TN; 2-CAA Tournament, Richmond, VA (Robins Center)

1986-87
Record: 5-22

CAA: 2-12, 8th place

D1 Bridgewater	W	73-57
D4 VCU	L	64-73
D6 at Old Dominion	L	54-56
D8 Miami (OH)	L	57-60
D20 Christopher Newport	W	70-55
D29 at Tulsa ¹	L	60-79
D30 vs. Drexel ¹	L	58-60
J3 • Richmond	L	66-68
J5 at #20 Duke	L	46-82
J7 Towson	W	65-52
J10 • at UNC Wilmington	L	55-82
J12 • at East Carolina	L	52-56
J17 • James Madison	W	71-61
J19 • George Mason	L	49-50
J23 • at #18 Navy	L	59-82

J26 • at American L 56-83
 J28 Old Dominion L 56-60
 J31 • at Richmond L 50-70
 F2 • at George Mason L 64-70
 F7 • East Carolina W 69-65
 F9 • UNC Wilmington L 58-80
 F11 at VMI L 68-76
 F14 • at James Madison L 78-96
 F16 • Navy L 52-63
 F19 at Drexel L 76-82
 F23 • American L 69-70
 F28 vs. Navy² L 52-63
1-First Tulsa Classic, Tulsa, OK; 2-CAA Tournament, Hampton, VA (Hampton Coliseum)

1987-88
Record: 10-19
CAA: 5-9, 6th place (tie)
 N28 Old Dominion L 69-72
 N30 at Miami (OH) L 68-78
 D4 at Stanford¹ L 64-87
 D5 vs. Texas¹ L 73-78
 D19 Christopher Newport W 88-69
 D29 at Georgia Tech² L 59-90
 D30 vs. Villanova² L 57-76
 J2 at Loyola W 84-81
 J4 at #9 Duke L70-101
 J7 at Delaware L 69-77
 J9 • American L 72-86
 J11 VMI W 69-59
 J13 • at Navy W 67-65
 J16 • James Madison W 75-65
 J20 • at George Mason L 69-82
 J23 • UNC Wilmington L 67-76
 J27 • at East Carolina W 70-63
 J30 • Richmond L 69-77
 F2 Virginia Wesleyan W 81-48
 F4 at Old Dominion L 69-78
 F6 • at American (ot) L 75-77
 F10 • Navy (ot) L 61-63
 F13 • at James Madison L 51-64
 F17 • George Mason W 86-68
 F20 • at UNC Wilmington L 74-84
 F24 • East Carolina W 88-62
 F27 • at Richmond L 65-73
 M5 vs. American³ W 76-75
 M6 vs. George Mason³ L 76-95
1-Apple Invitational, Stanford, CA; 2-Cot-ton States Classic, Atlanta, GA (The Omni); 3-CAA Tournament, Hampton, VA (Hampton Coliseum)

1988-89
Record: 5-23
CAA: 3-11, 7th place
 N26 Hampden-Sydney (ot) L 91-92
 N29 Old Dominion L 62-70
 D3 at Virginia Tech L 75-96
 D7 Army L 66-78
 D10 Delaware L 63-81
 D22 Christopher Newport W 86-63
 D30 at Stetson (ot) L 82-91
 J2 at Central Florida L 65-69
 J4 Manhattan W 71-53
 J7 • East Carolina L 59-75
 J9 • UNC Wilmington L 52-91
 J11 at #1 Duke L38-100
 J14 • at American L 72-90
 J16 at Towson L 78-98
 J18 • Navy W 72-59
 J21 • at James Madison L 50-87
 J25 • George Mason L 50-69
 J28 • at Richmond L 60-76
 F1 • at East Carolina L 68-73
 F4 • at UNC Wilmington W 62-58
 F6 at VMI L 64-66
 F8 • American L 58-86
 F11 at Davidson W 88-69
 F15 • at Navy (ot) L 70-73
 F18 • James Madison L 71-92
 F22 • at George Mason L 64-91
 F25 • Richmond L 68-76
 M4 vs. George Mason¹ L 72-75
1-CAA Tournament, Hampton, VA (Hampton Coliseum)

1989-90
Record: 6-22
CAA: 2-12, 8th place
 N24 St. Andrew's W 66-59
 N27 Davidson W 80-79
 N29 at Old Dominion L 62-67
 D2 at Delaware L 56-72
 D5 at Army L 59-70
 D9 Virginia Tech L 53-76
 D22 Christopher Newport W 83-53
 D29 vs. Northwestern¹ L78-103
 D30 vs. AK-Anchorage¹ L 85-91
 J3 Loyola W 71-58
 J6 • American L 64-79
 J10 • James Madison L 65-87
 J13 • at Navy L 59-80
 J17 • George Mason L 80-89
 J20 • at East Carolina L 64-72
 J22 #8 Duke L76-109
 J24 • UNC Wilmington L 75-76
 J27 • Richmond L 66-71
 J31 • at James Madison L 61-82
 F3 • at American L 73-85
 F5 VMI L 66-86
 F10 • Navy L 61-83
 F13 at Wake Forest L 52-77
 F15 • at George Mason L 78-83
 F17 • East Carolina W 74-71
 F21 • at UNC Wilmington W 65-64
 F24 • at Richmond L 54-72
 M3 James Madison² L 83-93
1-Music City Invitational Tournament, Nashville, TN (Memorial Gym); 2-CAA Tournament, Richmond, VA (Richmond Coliseum)

1990-91
Record: 13-15
CAA: 6-8, 5th place (tie)
 N24 Hampden-Sydney W 89-83
 N27 at Davidson W 59-58
 N29 Army W 73-71
 D1 at Virginia Tech L 64-66
 D5 Old Dominion W 71-63
 D8 at Manhattan L 59-73
 D22 Virginia Wesleyan W 92-73
 D28 vs. Rhode Island¹ L 70-80
 D29 vs. Lafayette¹ L 65-67
 J2 at Lehigh L 79-82
 J7 at Loyola W 77-54
 J9 • at George Mason W 73-70
 J12 • Navy W 76-73
 J16 • at American L 70-87
 J19 • East Carolina (2ot) W 74-62
 J21 • UNC Wilmington L 76-78
 J23 at VMI W 58-46
 J26 • at Richmond L 63-80
 J28 • at James Madison L 56-70
 F2 • James Madison L 63-67
 F4 Wake Forest L 74-93
 F6 • George Mason L 67-87
 F9 • at Navy W 82-73
 F13 • American L 70-75
 F16 • at East Carolina W 64-56
 F20 • at UNC Wilmington L 76-90
 F23 • Richmond W 71-69
 M4 American² L 57-70
1-Connecticut Mutual Classic, Hartford, CT; 2-CAA Tournament, Richmond, VA (Richmond Coliseum)

1991-92
Record: 10-19
CAA: 3-11, 7th place (tie)
 N22 Virginia Wesleyan W 79-62
 N25 at Virginia L 43-78
 N30 Navy (ot) W 82-77
 D2 Davidson (ot) W 70-69
 D4 UNC Greensboro (ot) L 73-79
 D7 Virginia Tech W 66-60
 D17 at SMU L 55-66
 D21 vs. #24 Charlotte¹ L 75-83
 D22 vs. Portland¹ L 67-78
 D30 at #1 Duke L 61-97
 J4 Lehigh W 82-65
 J7 at Army W 49-43
 J11 • American W 70-66
 J15 • George Mason W 92-77
 J18 • at Richmond L 65-82

J22 • James Madison L 47-56
 J25 • at UNC Wilmington (ot) L 64-68
 J29 • East Carolina L 59-66
 F1 • at Old Dominion (ot) L92-102
 F3 Marymount W 98-53
 F8 • at American L 69-84
 F12 • at George Mason W 78-65
 F15 • Richmond L 54-83
 F18 VMI L 68-76
 F22 • UNC Wilmington L 64-94
 F26 • at East Carolina L 75-79
 F29 • Old Dominion L 85-94
 M2 • at James Madison L 77-98
 M7 vs. James Madison² L 53-77
1-Kauai Classic, Kauai, HI; 2-CAA Tournament, Richmond, VA (Richmond Coliseum)

1992-93
Record: 14-13
CAA: 6-8, 4th place (tie)
 D1 at UNC Greensboro (2ot)W 81-76
 D5 The Citadel (ot) W 72-68
 D19 Virginia Wesleyan W 81-63
 D22 Shenandoah W 102-74
 D28 at New Mexico¹ L 59-64
 D29 vs. Northwestern¹ W 77-69
 J2 Campbell W 75-59
 J4 Holy Cross L 78-83
 J6 at Navy W 58-53
 J9 • at American L 71-76
 J11 • George Mason W 92-89
 J16 • James Madison L 72-90
 J20 • at Richmond L 53-54
 J23 • UNC Wilmington W 67-63
 J25 #15 Virginia (ot) L 84-93
 J27 • at East Carolina W 81-65
 J30 • Old Dominion L 80-81
 F1 at Virginia Tech L 66-70
 F3 at VMI W 77-67
 F6 • American L 77-82
 F10 • at George Mason W 82-78
 F13 • at James Madison L 66-99
 F20 • at UNC Wilmington W 103-185
 F22 • Richmond W 66-63
 F24 • East Carolina L 53-74
 F27 • at Old Dominion L 80-90
 M6 American² L 72-78
1-Lobo Invitational, Albuquerque, NM (The Pit); 2-CAA Tournament, Richmond, VA (Richmond Coliseum)

1993-94
Record: 4-23
CAA: 2-12, 8th place
 N29 Loyola L 84-97
 D1 at #12 Virginia L 71-84
 D4 at The Citadel L 73-78
 D21 UNC Greensboro L 82-93
 D27 vs. Samford¹ L 67-78
 D28 vs. New Hampshire¹ W 88-75
 J3 Navy L 62-68
 J5 at Holy Cross L 74-80
 J10 at Campbell² L 50-71
 J12 • at James Madison L 75-89
 J15 • UNC Wilmington L 57-61
 J17 • at Richmond L 63-85
 J19 • East Carolina W 86-82
 J22 Virginia Tech L 79-95
 J24 • at American L 84-89
 J26 • George Mason L 76-83
 J30 at Loyola L 81-94
 F2 • at Old Dominion L72-105
 F5 • Richmond L73-105
 F7 • James Madison L 85-89
 F9 VMI W 79-68
 F12 • at UNC Wilmington W 77-70
 F14 • at East Carolina L 63-80
 F19 • American L 57-65
 F23 • at George Mason L 78-85
 F26 • Old Dominion L 70-94
 M5 Old Dominion³ L 58-83
1-Shootout Spokane, Spokane, WA (Martin Centre); 2-Fayetteville, NC (Cumberland County Civic Center); 3-CAA Tournament, Richmond, VA (Richmond Coliseum)

1994-95
Record: 8-19
CAA: 6-8, 6th place
 N26 at Loyola L 76-79
 N29 The Citadel L 64-66
 D1 at UNC Greensboro L 71-84
 D3 at Virginia Tech L 53-77
 D20 at New Orleans¹ L 61-72
 D21 vs. Bradley¹ L 68-79
 J3 at Navy L 70-86
 J7 Siena W 72-52
 J9 • East Carolina W 80-73
 J11 at NC State L 64-80
 J14 • at American W 70-69
 J18 • at George Mason W 85-82
 J21 • Old Dominion L 73-83
 J24 • at Richmond W 75-71
 J26 at VMI W 95-86
 J28 • at James Madison L 62-73
 F1 • UNC Wilmington L 47-66
 F4 • Richmond L 64-66
 F8 • James Madison L 67-73
 F11 UNLV L 74-83
 F15 • American W 86-82
 F18 • at East Carolina L 53-85
 F20 • at UNC Wilmington L 57-64
 F22 Holy Cross L 87-92
 F25 • at Old Dominion L 55-60
 F27 • George Mason W 116-94
 M4 vs. James Madison² L 50-73
1-UNO Classic, New Orleans, LA; 2-CAA Tournament, Richmond, VA (Richmond Coliseum)

1995-96
Record: 10-16
CAA: 6-10, 6th place (tie)
 N25 Loyola L 72-76
 N27 at #15 Virginia L 58-87
 N29 Marymount W 100-67
 D2 #22 Virginia Tech L 66-71
 D20 Hampton L 76-84
 D29 at Toledo¹ L 72-76
 D30 vs. Air Force¹ W 64-60
 J4 •VCU L 47-70
 J6 • at James Madison W 96-71
 J10 • at Richmond L 79-78
 J13 • American L 80-91
 J15 Navy W 69-48
 J17 VMI W 90-49
 J20 • at UNC Wilmington L 54-67
 J24 • at George Mason L 92-95
 J27 • Old Dominion L 82-86
 J29 • East Carolina L 65-71
 J31 • James Madison W 68-51
 F3 • Richmond W 81-64
 F7 • at VCU L 68-83
 F10 • at American L66-100
 F14 • at East Carolina L 78-88
 F17 • UNC Wilmington W 63-46
 F21 • at Old Dominion L 86-91
 F26 • George Mason W 96-92
 M2 vs. UNC Wilmington² L 55-63
1-MVP Classic, Toledo, OH; 2-CAA Tournament, Richmond, VA (Richmond Coliseum)

1996-97
Record: 12-16
CAA: 8-8, 5th place (tie)
 N23 UNC Greensboro W 69-57
 N25 at Hampton W 67-63
 N27 at Stetson L 68-73
 N30 The Citadel L 71-78
 D2 Catholic W 78-59
 D4 #25 Virginia L 64-75
 D27 at Arizona State¹ L 57-74
 D28 vs. AL-Birmingham¹ L 55-57
 J2 • at East Carolina L 58-77
 J4 • James Madison W 64-61
 J9 at Virginia Tech L 46-71
 J11 • at Richmond L 72-82
 J13 at Navy L 63-74
 J16 • UNC Wilmington L 53-56
 J20 •VCU W 69-61
 J22 • at Old Dominion W 61-55
 J25 • at George Mason L 67-70
 J29 • at UNC Wilmington L 63-65
 F1 • at VA Comm. L 50-77
 F5 • Old Dominion W 80-52

HISTORY

Tribe

YEAR-BY-YEAR RESULTS

F8 • Richmond	W	57-50
F10 • American	W	64-55
F15 • George Mason	W	89-85
F19 • at James Madison	W	82-74
F22 • at American	L	67-85
F24 • East Carolina	L	58-59
F28 at VA Comm. ²	W	77-63
M1 vs. Old Dominion ²	L	62-70

1-ASU/Tribune Classic, Tempe, AZ (Wells Fargo Arena); 2-CAA Tournament, Richmond, VA (Richmond Coliseum)

1997-98**Record:** 20-7**CAA:** 13-3, 1st place (tie)

N15 Stetson	W	72-51
N19 at Virginia	L	45-59
N26 Virginia Tech	L	64-66
N29 at UNC Greensboro	W	68-55
D1 Hampton	W	69-54
D3 at Furman	W	80-57
D28 at Wichita State ¹ (ot)	L	74-76
D29 vs. Texas Southern ¹	W	83-76
J3 • VCU	W	67-53
J7 • American	W	69-56
J10 • at East Carolina	W	72-63
J12 Navy	W	83-68
J14 • at James Madison	W	89-60
J17 Centenary	W	78-48
J19 • at Richmond	L	59-70
J21 • George Mason	W	84-66
J24 • Old Dominion	W	69-53
J28 • at UNC Wilmington	L	56-58
J31 • at American	L	56-61
F3 • at Old Dominion	W	68-58
F7 • Richmond	W	73-70
F11 • James Madison	W	53-52
F14 • UNC Wilmington	W	64-51
F16 • at George Mason (ot)	W	81-80
F18 • East Carolina	W	74-69
F23 • at VA Comm.	W	72-67
F27 vs. American ²	L	66-71

1-Cessna Classic, Wichita, KS; 2-CAA Tournament, Richmond, VA (Richmond Coliseum)

1998-99**Record:** 8-19**CAA:** 3-13, 8th place

N14 at Virginia Tech	L	50-59
N17 Furman	L	67-79
N21 Albright	W	78-49
N24 at Wake Forest	L	57-75
N28 at Hampton	W	83-62
N30 at UNC Greensboro	W	69-55
D2 at The Citadel (ot)	L	59-62
D5 • Richmond	W	56-55
D21 vs. Santa Clara ¹	L	58-70
D22 vs. Elon ¹	W	101-69
D28 UNC Greensboro	W	79-74
J2 • at George Mason	L	67-78
J7 • UNC Wilmington	L	64-72
J13 • at American	L	64-75
J16 • East Carolina	W	69-66
J20 • at James Madison	L	59-75
J23 • Old Dominion	L	50-65
J25 • at VA Comm.	L	69-88
J27 • American	L	65-68
J30 • at East Carolina	L	56-61
F3 • at UNC Wilmington	L	48-56
F6 • VCU	L	67-83
F10 • George Mason	L	70-82
F13 • at Old Dominion	L	48-70
F17 • James Madison	W	67-61
F20 • at Richmond	L	65-82
F25 vs. American ²	L	61-67

1-Stanford Invitational, Stanford, CA; 2-CAA Tournament, Richmond, VA (Richmond Coliseum)

1999-00**Record:** 11-17**CAA:** 6-10, 6th place (tie)

N20 Washington College	W	92-39
N22 Virginia Tech	L	57-59
N26 at Hawaii ¹	L	63-89
N28 vs. Oral Roberts ¹ (ot)	W	82-76
D1 at UNC Wilmington	L	66-76
D4 Hampton	W	67-65
D20 Wofford	W	80-65
D22 Campbell	W	89-70
D29 at Vanderbilt	L	60-81
J2 at #9 Duke	L	55-96
J5 • George Mason (ot)	W	85-82
J8 • at East Carolina	L	62-83
J10 at Winthrop	L	64-71
J12 • at VA Comm.	W	73-65
J15 • at Richmond	L	64-77
J19 • James Madison	L	71-76
J22 • Old Dominion	L	60-74
J29 • at George Mason	L	61-73
J31 at Navy	L	72-80
F5 • VCU	W	85-56
F7 • at American	L	62-77
F9 • East Carolina	W	65-55
F12 • at Old Dominion	L	62-71
F17 • at James Madison	L	64-70
F19 • Richmond	L	60-71
F23 • UNC Wilmington	W	58-53
F26 • American	W	70-60
M3 vs. James Madison ²	L	73-84

1-United Airlines Tip-Off Tournament, Honolulu, HI (Stan Sheriff Center); 2-CAA Tournament, Richmond, VA (Richmond Coliseum)

2000-01**Record:** 11-17**CAA:** 7-9, 5th place (tie)

N17 High Point	W	87-62
N20 at Virginia Tech	W	48-46
N25 Winthrop	L	54-65
N29 at Wofford	L	63-67
D2 The Citadel	W	65-62
D6 • UNC Wilmington	W	74-54
D9 • at American	L	50-54
D22 Navy	L	69-85
D29 at New Mexico ¹	L	60-68
D30 vs. Davidson ¹	L	70-75
J3 • at East Carolina	L	64-82
J6 at Fordham	L	58-70
J10 • at Old Dominion	L	54-74
J13 • VCU	W	65-63
J15 at Hampton	L	63-71
J17 • George Mason	L	64-73
J20 • at Richmond	W	60-57
J24 • James Madison	W	71-58
J27 • at UNC Wilmington	L	50-63
J31 • American	W	51-42
F3 • Richmond	L	49-57
F8 • at VCU	L	59-70
F10 • at George Mason	L	62-84
F12 • at Campbell	W	64-61
F17 • Old Dominion	W	72-62
F21 • at James Madison	L	56-67
F24 • East Carolina	W	63-60
M3 vs. Old Dominion ² (ot)	L	47-53

1-Lobo Invitational, Albuquerque, NM (The Pit); 2-CAA Tournament, Richmond, VA (Richmond Coliseum)

2001-02**Record:** 10-19**CAA:** 7-11, 6th place (tie)

N16 at Texas Tech ¹	L	55-75
N17 vs. Northern Iowa ¹	L	55-76
N20 at High Point	L	57-63
N24 at Char. Southern	W	71-60
N26 at The Citadel	L	62-67
N28 Washington & Lee	W	70-55
N30 at Purdue ²	L	58-75
D2 vs. Akron ²	W	74-62
D27 at #6 Maryland	L	75-103
J3 • at George Mason	L	71-80
J5 • Delaware	W	59-53
J7 • Drexel	L	56-58
J12 • VCU	W	92-81
J16 • UNC Wilmington	L	56-58
J19 • at Hofstra	L	59-68

J23 • James Madison	W	77-59
J26 • at Old Dominion	L	52-68
J30 • at Drexel	L	61-78
F2 • Towson	W	62-45
F4 • at James Madison	W	63-58
F6 Hampton	L	59-64
F9 • at Towson	L	58-61
F13 • at UNC Wilmington	L	58-66
F16 • Hofstra	W	61-57
F18 • George Mason	W	54-51
F20 • at Delaware	L	72-82
F23 • Old Dominion	L	53-81
F25 • at VA Comm.	L	60-68
M1 vs. James Madison ³	L	67-78

1-Red Raider Classic, Lubbock, TX (United Spirit Arena); 2-Boilermaker Invitational, West Lafayette, IN (Mackey Arena); 3-CAA Tournament, Richmond, VA (Richmond Coliseum)

2002-03**Record:** 12-16**CAA:** 7-11, 8th place

N22 Fordham	L	76-79
N24 Radford	L	63-64
N26 at Liberty	L	61-62
N30 at East Carolina	L	51-66
D7 Virginia Tech	W	60-52
D22 Morgan State	W	73-66
D30 at Campbell	W	82-80
J2 Charleston Southern	W	72-66
J4 • Towson	W	74-55
J8 • Delaware	L	72-74
J11 • at Old Dominion	L	64-76
J15 • at Drexel	L	51-67
J18 • VCU (2ot)	W	88-83
J22 • Hofstra	L	51-66
J25 • at George Mason	L	58-67
J29 • at James Madison	W	61-59
F1 • at Delaware	L	57-91
F3 at Hampton	W	64-62
F5 • Old Dominion	W	69-53
F8 • at Hofstra	W	79-69
F12 • at Towson	W	59-52
F15 • George Mason	L	43-60
F19 • at VA Comm.	L	73-93
F22 • Drexel	L	62-78
F24 • UNC Wilmington	L	48-72
M1 • James Madison	W	75-72
M3 • at UNC Wilmington	L	49-60
M7 vs. Hofstra ¹	L	64-74

1-CAA Tournament, Richmond, VA (Richmond Coliseum)

2003-04**Record:** 7-21**CAA:** 4-14, 8th place (tie)

N23 Liberty	W	91-64
N24 at Radford	L	86-89
N28 vs. St. Francis (NY) ¹	W	80-60
N29 at George Washington ¹	L	57-73
D4 • UNC Wilmington (ot)	W	67-66
D6 • at VCU	L	60-71
D19 Hampton	L	72-79
D23 at Virginia Tech	L	54-80
D30 Campbell	W	82-67
J3 at #15 Pittsburgh	L	55-70
J5 at Virginia	L	71-84
J7 • at UNC Wilmington	L	59-67
J10 • George Mason	L	71-84
J14 • at Towson	L	67-73
J17 • Drexel	L	76-80
J21 • at Delaware (ot)	L	82-93
J24 • at Hofstra	L	71-98
J26 • Old Dominion	W	86-77
J28 • at James Madison	W	99-86
J31 • at George Mason	L	62-78
F4 • James Madison	L	76-83
F7 • at Drexel	L	72-83
F11 • Delaware	L	68-73
F14 • Hofstra	L	69-78
F18 • Towson	W	74-68
F25 • at Old Dominion	L	76-79
F28 • VCU	L	59-74
M5 Towson ²	L	65-70

1-Red Auerbach Colonial Classic, Washington, DC (Smith Center); 2-CAA Tournament, Richmond, VA (Richmond Coliseum)

2004-05**Record:** 8-21**CAA:** 3-15, 8th place (tie)

N19 Hartford ¹	W	84-71
N20 Radford ¹	W	81-76
N23 at Campbell	L	62-75
N28 Virginia Tech	L	63-80
D1 Longwood	W	90-60
D4 • at Old Dominion	L	56-69
D20 at UNC Greensboro	L	62-84
D22 at #8 Kentucky	L	47-92
D30 Hampton	W	60-51
J2 at #4 North Carolina	L	66-105
J5 • Hofstra	L	59-71
J8 • Delaware	L	59-69
J12 • at James Madison	L	47-55
J15 • at Drexel	L	65-91
J19 • UNC Wilmington	L	49-54
J22 • VCU (ot)	L	77-79
J26 • Towson	W	83-65
J29 • at George Mason	L	62-95
J31 • at Hofstra	L	51-72
F2 • Drexel	L	48-60
F5 • at Delaware	L	47-76
F9 • at UNC Wilmington	L	72-80
F12 • George Mason (2ot)	L	99-104
F16 • James Madison	W	80-54
F19 • Old Dominion	L	66-82
F23 • at VCU	L	69-91
F26 • at Towson	W	57-50
M4 vs. James Madison ²	W	68-54
M5 vs. Old Dominion ²	L	51-64

1-W&M Tip-Off Classic, Williamsburg, VA (W&M Hall); 2-CAA Tournament, Richmond, VA (Richmond Coliseum)

2005-06**Record:** 8-20**CAA:** 3-15, 10th place (tie)

N18 Maine ¹	W	89-55
N19 Holy Cross ¹	L	55-67
N22 at Hampton	W	70-60
N26 Campbell	W	93-79
N28 at Longwood	W	88-75
N30 • UNC Wilmington	L	66-75
D3 • at Towson	L	45-76
D17 at UMBC	L	60-64
D21 UNC Greensboro	W	83-73
D27 at Virginia Tech	L	64-74
D31 at Richmond	L	50-52
J5 • Drexel	L	46-57
J7 • at UNC Wilmington	L	56-63
J12 • George Mason	L	46-65
J14 • at Georgia State	L	70-79
J19 • at VCU	L	60-69
J21 • Old Dominion	L	56-65
J26 • at George Mason	L	58-81
J28 • James Madison	W	86-68
F2 • at Northeastern	L	69-84
F4 • Georgia State	W	90-73
F9 • at Old Dominion	L	60-81
F11 • at James Madison	W	72-70
F15 • Delaware (ot)	L	52-57
F20 • Hofstra	L	57-82
F23 • at Drexel	L	56-61
F25 • VCU	L	59-77
M3 vs. VCU ²	L	59-62

1-W&M Tip-Off Classic, Williamsburg, VA (W&M Hall); 2-CAA Tournament, Richmond, VA (Richmond Coliseum)

A

Addington, Ray	1913
Agee, Joe	1951-52
Akers, Jim	1949-50
Allen, Fred	1950-52
Allesso	1957
Anderson, Bob	1964
Anderson, Ray	1969-71
Andrews, Thomas	1939-41
Andrews, Virgil	1939-41
Andrialis, Robert	1963-65
Appell, Al	1945
Apple, Jim	1988-91
Arbogast, Jack	1975-78
Arizin, Mike	1973-74
Arnold, Shaka	1994-97

B

Baker, Calvin	2006
Baltimore, Charlie	1936-38
Barnes, Billy	1979-82
Batzel, Mark	1985-88
Becouvarakis, Andy	1954
Becouvarakis, George	1954
Becouvarakis, John	1953
Bellamy, Jim	1947
Benjamin, Bob	1948-51
Bergey, Roger	1961-63
Berry, Dave	1953
Bertschey, S.L.	1914-15
Blackwell, Barry	1972
Blaker, Hutsy	1934-36
Blanc, Henry	1946
Bland, Gary	1981-84
Blenner, Bob	1973
Blocker, Ben	1989-92
Blount, Dave	1973-75
Bock, Tom	1986-89
Boddy, Mark	1984-87
Bond, David	1984
Boisseau, Sanford	1970
Bollerman, Howie	1952, 54-55
Bond, David	1984-87
Bottoms, Dave	1958-60
Bowen, Kenny	1979-82
Bowles, Roswell	1917
Bowman, Bill	1954
Boyd, Bobby	1978-79
Boyd, Jay	1988-89
Bracken, Mike	1983-86
Bracy, Randy	1996-99
Brasseur, Paul	1925
Brause	1944
Brenner, Leo	1943
Broaddus, Charlie	1950
Brodzinski, Barry	1974
Brooks, Julian	1919-20
Brooks, Matt	1982-85
Brooks, Syd	1940-41
Brown, Brian	1997-98, 00-01
Brown, Doug	1969
Brown, Kori	1999-01
Bunch, George	1936-38
Bunting, Jere	1946, 48-50
Burke, Hampden	1933, 35
Burlage, Gerry	1973
Burzell, Greg	1986-89
Butler	1945
Butler, Dave	1982
Butler, Everett	1929
Butler, Jim	1950-51
Butts	1929
Byrd, Gary	1973-75

C

Campbell, Lang	2001
Campbell, Ross	1945
Carbaugh, Cody	1999-02
Carol, Arthur	1940
Carr, James	1915
Carrabine, Kyle	2005-06
Carter, Charles	1955
Casagrande, Fred	1934-36
Cauthorn, Todd	1990-93
Chambers, Bill	1951-53
Chandler, Joe	1922
Chess, Bud	1970
Cholko, Al	1940
Christensen, John	1971
Ciacco, Chris	1991
Cieplicki, Keith	1982-85
Clark, Dave	1946
Clark, Willie	1951-52
Close, William	1920
Cofer, C.V.	1924
Cofield, Corey	2004-06
Cohen, Jeff	1958-61
Connor, Brendan	1990-93
Connor, Tom	1963
Conte, Mike	1953
Cooke, Alvah	1921-23
Cooper, Rich	1980-83
Cope, Zeb	2001-04
Copeland, Richard	1917
Copley, Rocky	1976-78
Corley, Bill	1962-64
Cornell, Chip	1952, 54
Cornell, Harry	1956-58
Corns, Henry	1960-62
Cottrell, Charles	1941
Coughter, Peter	1999-00
Courage, Guy	1978-81
Courage, Matt	1973-75, 77
Coval, Scott	1983-86
Cowley, Paul	1961-63
Cox, David	1992-95
Coyle, Jim	1964
Crigler, J.D.	1917
Crist, Tommy	1934-36
Cully, David	1993-96

D

Dail, Bob	1984-86
Dakin, Dave	1975
Dallet, Dan	1947
D'Antoni, Nick	2002-05
Darden, Frank	1929
Darnell, Chris	2006
Darrow, Bill	1958-59
Daugherty, Dave	1967-69
Davis, Bill	1999-02
Davis, Meb	1925-28
Dean, Jeremy	1993-94, 96-97
Deery	1931
Derringe, Ed	1967-68
Dickerson, Dan	1961, 63-64
Dixon, Willis	1944
Dodge, Steve	1969-71
Dovell, Guy	1908
Downing, Jack	1967-69
Dozier, John	1937
Drake, Lennie	1952-53
Driver, James	1906-07, 09-10
Dudley, Ray	1938
Duff, Sean	1991-94
Duggins, Adam	2000-03
Dunbar, Errol	1929

Duncan, Doug	1971
Dunlap	1944
DuPriest, Bill	1964
Dutton, Adam	2005
Dux, Chris	1992
Dwyer, Mike	1980

E

Ellis, Tyler	1906-07
Elmore, Ralph	1934-36
Emory, Andrew	1988-91
Engelken, Don	1955, 57-58
Enoch, Mike	1975-78
Eskay, Bob	1964-65

F

Farrandini, Ralph	1928
Farrington, Tom	1957-60
Farthing, Ernest	1911
Fentress, Herb	1919
Findley	1935
Finney, Hiram	1994
Finton, Tom	1968
Fiscella, Dave	1959-60
Fisher, Jerry	1970-72
Fitzgibbons, Bobby	1996-97
Fitzgibbons, Terry	1995-97
Fletcher, Greg	1971
Flickenger, Joe	1934-36
Forrest, Dick	1950-52
Fowler, Vance	1938-39
Franklin, Preacher	1933-35
Franko, Pat	1986-87
Freeman, Jackie	1942-43
Furlong, Paul	1956

G

Galliant, Milt	1932-33
Garth, Fendal	1908-09
Gayle, Dick	1914-16
Geddes, Jack	1938
Geddy, Thomas	1910-12
Geddy, Vernon	1915-17
Getzoff, Ben	1911
Gewirtzman, Neil	1969-71
Giermak, Bill	1971-72
Giermak, Chet	1947-50
Goldstein, Bernie	1956-58
Gondak, Charles	1939-41
Gooding, Kirk	1961-63
Goodwin, Edward	1909-10
Gornto, H.C.	1924
Goslee, Alpheus	1917
Grabuloff, David	1996-98
Gravely, Howard	1937-38
Green, Johnny	1947-48
Griffin, Cecil	1943
Groothuis, Mark	1960
Guidice	1945

H

Hall, Chris	1994-95, 97
Hall, Joe	1910-12
Hall, John	1907-08
Hall, Richard	1937
Halligan, Happy	1932-33
Hamlin, A.J.	1997
Hanna, Bud	1934
Hardy, Roger	1962
Harmon, Jermaine	1996-99

Harper, Alex	1954-55
Harper, Wayne	1936-38
Harrington, Billy	1976-79
Harris, Bob	1961-63
Harris, Herb	1981-82, 84-85
Harris, Jerry	1951-53
Harwood, W.S.	1921-22, 24
Hatcher, James	1922
Haunty, James	1998-00
Hedrick	1913
Hemmelgarn, Jerry	1968
Henderson, Aurelius	1988
Henley, John	1919-20
Hess, Adam	2002-04
Hewitt, Robert	1945
Hickey, Jim	1940, 42
Hicks, Horace	1922-24
Hilling, Harry	1948, 50
Hobbs, Bruce	1958
Hoitsma, Bob	1952, 56-57
Holle, Ed	1944
Holley, Bob	1946-49
Holt	1946
Holtzmuller, Dave	2004
Hooker, Lester	1941-43
Hord, Jack	1950
Horne, Christopher	1995-96
Houston, Jarad	1998-99
Howard, Jim	1965
Howell, Brett	2003
Hubbard, Sam	1912-13
Hudson, Ed	1919-20
Hughes, Alton	1909
Hughes, Houston	1909
Hume, Joe	1952-53, 55
Hume, John	1960-62
Hungerford, Dick	1947-48
Hunter, Dave	1962-64
Hutt, Brian	2004-06

J

Jackette, Justin	1999
Jancaitis, Tom	1969
Jasper, Tom	1970-71
Jenkins, Jack	2003-04
Jennings, Terence	1995-98
Jensen, Christopher	1991, 94
Jernigan, Brian	1989-90
Johnson, Mike	1966-68
Johnson, Mike	2000-02
Jones, Howard	1913-16
Jones, Jim	1958
Jones, John	1921
Jorgenson, Johnny	1947
Joyner, Alex	1920
Joynes	1945

K

Kahn, Owen	1925-26
Kamen, Stan	1938-39
Kaplan, Jim	1955-57
Kennedy, Milton	1962
Kent, Harry	1968-70
Kent, Oliver	1927-28
Kern, Bill	1953-54
Kersey, Al	1951
Keyes, Mike	1965
King, Daniel	1958
King, Hal	1941-43
King, Paul	1969-70
Kinley, Paul	1983
Kinnamon, Woody	1946-47
Kisiilius, Laimis	2005-06
Clapp, Herb	1955
Klein, Alex	1998-01
Knick, Walt	1955
Knight, Monty	1953-54

HISTORY

Tribe

ALL-TIME ROSTER

Knox, Glenn	1941-43, 45
Kratzer, John	1975-78
Kremen, Max	1933-34

L	
Ladd, Dave	1958
Lamb, Tom	1982-84
Lambiotte, Ken	1986-87
Lammersen, Grant	1995-97
Lane, James	1915
Lange, Roy	1956-59
Larisch, Doug	1979
Lascara, Anthony	1941-42
Lasky, Harvey	1954-56
Lazarus, Rhea	1951-52
Lee, Jonathan	2002
Lembeck, Jack	1932-34
Leone, John	1988-91
Levvy, Lionel	1922
Lewis, Peery	1949-51
Lex, Buddy	1948
Light, Harry	1928-30
Litwin, Lester	1932-33
Loehrke, Nate	2003-06
Long	1909
Lowenhaupt, John	1975-78
Lucas, Bill	1947
Lusardi, Vincent	1938
Lynn, Wallace	1931-33
Lyons, John	1920

M	
Mackey, Morgan	1939-41
Mackiewicz, Chet	1945-46
Macleod, Norman	1934
Maddox, Arthur	1916-17
Maddox, Milton	1951
Madgziak, Stan	1945-46
Mahoney, John	1952-55
Mann, Gregory	1944-45
Mann, Nathan	2005-06
Manning, Frank	1933-35
Manning, Mike	1988
Marden, William	1933
Markham, Reid	2001-05
Markos, Pete	1951-53
Marriner, Harvey	1943
Marsden, Henry	1906-07
Marshall, John	1925-26
Martin, Bill	1944
Matsu, Arthur	1924-25
Matthews, Robert	1940-41
Matthews, Troy	1989
McCallen, Howie	1951-53
McCandlish, Edgar	1908
McClellan, Jason	1944
McCray, Bill	1956-58
McCurry, Idus	1953-54
McDonough, Jim	1974-77
McFarlane, Neil	1983-84
McLennan, Scott	1968-69
McMenniman, Lester	1930
McMillan, Ed	1948-51
McNair, Gil	1957
McRay, Bill	1957-58
Melton, George	1977-79
Metcalf, John	1924-25
Metcalf, Wayne	1910-13
Metcalf, Will	1913
Metheny, Bud	1936-38
Meyers, Howard	1911
Miller, Al	1957-58
Miller, Howie	1960-61
Miller, Hugh	1962, 64
Milmoe, Patrick	1957
Mitchell, Frank	1912
Mitchell, Randy	1965-67

Moats, Dale	1979-82
Mokris, Taylor	2003-06
Monckton, Dan	1975-78
Montgomery, Sam	1911
Mooney, Milt	1972
Moran, Jim	1998-01
Morris, Martin	1963-65
Morrow, Charlie	1955
Morton, Doug	1962
Moss, Herbie	1970, 72
Mountain, Marty	1953-54, 56
Mozelski, Frank	1930-32
Mozelski, Mitchell	1928-31
Murry, Deane	1917
Musselman, Rod	1973-76
Myers, Doug	1975-76, 79

N	
Newman, Tom	1924-25
Niles, Tom	1965
Nourse, Walter	1913

O	
O'Gorman, Ted	1977-79
Och, Joe	1944
O'fori Attah, Edwin	2005
Olive, Ben	1995
Oliver, Larry	1936-39
Ollice, Lew	1965-66
O'Reilly, Matt	1987-90
Osbon, Jim	1957-60
Ouseley, Bill	1955-57
Ozenburger, Bill	1948-50

P	
Paffrath, Larry	1964-66
Palese, Bill	1932
Panneton, Ron	1966-68
Panzenback, Bob	1973-74
Parker, Carl	1993-96
Parker, Joe	1944
Parnell, Skip	1975-78
Patton, Bill	1953-54
Payne, Jack	1950
Payton, Adam	2006
Payton, Charles	1992
Pegram, Bill	1944-46
Person, Bill	1955-56
Peters, Derrick	1990-93
Peters, Stephan	1922
Pfingst, Tom	1973-74
Phillips, Bill	1998
Pierce, Chester	1919-22
Pierce, Edwin	1920-23
Pires, John	1953, 55-56
Pomeroy, Ben	1965-67
Poppewell, Dave	1964-65
Potts, Casey	1988-91
Potts, Harold	1936
Powell, Vernon	1910
Pride, Curtis	1987-90
Purpura, Steve	1992-95

R	
Ragazzo, Vito	1945
Rama, Jim	1966-68
Ramsey, Ron	1960
Rash, Steve	1971
Reed, James	1931-33
Reichert, Doug	1974
Renfro, John	1950
Richardson, Kevin	1982-85
Risinger, Mark	1976-79
Ritter, Mark	1972-74
Rivers, Sherman	2000-03

Roberts, Kenny	1960-62
Roberts, Thomas	1990-93
Robertson, Issac	1915-17
Robinson, Sherman	1948-49
Rocke, Alex	1985-86
Rodney	1945
Rothwell, Stuart	1915
Roy, Jim	1962-64
Rutledge, Warren	1952-55

S	
Salvadori, Chris	1987-88
Salyers, Sal	1946
Sanders, Charlie	1957-60
Sandidge, Phil	1965
Satterthwaite, Ron	1974-77
Sauerbaun, John	1928-31
Savage, Dick	1952-53, 56
Savage, Mike	1986
Scarborough, Jack	1908
Schefer, Ed	1955
Scheie, Leif	1913
Schemering, Mike	1970
Schlossberg, Nathan	1907-09
Schubert, Axel	1986-87
Scott, Charles	1929
Scott, Scotty	1997, 99-00
Scully, Jack	1929-30
Seay, Terry	1972
Seward, Steve	1971-73
Sexton, Vincent	1923-25
Shafer, Michael	1991, 93-94
Shaffer, Lawrence	1930-32
Sherman, Wray	1949
Sherrill, Jud	1936
Sherwood, Bob	1968, 70
Siegert, Steve	1948-50
Silverman, Abe	1928-30
Small, Kurt	1992-95
Small, Raymond	1906-07
Smidl, Bob	1943
Smith, Alex	2006
Smith, Arthur	1906
Smith, Hawley	2005-06
Smith, Scott	1989-92
Snyder, Isador	1927
Sokol, Charlie	1947-49
Sorenson, Steve	2002-04
Spack, George	1971-73
Steen, Sam	1996-98
Steib, Bart	1965, 67
Stein, Peter	2006
Stephens, Eugene	1917
Stone, Webster	1915
Stout, David	1968-70
Stovall, David	1971
Stratton, Chris	2005-06
Strayhorn, Mike	1980-83
Streckroth, Bob	1943
Strohbehn, Tom	1999-02
Strong, Kim	1971
Stryker, Henry	1916
Stubbs, Tam	1953-54
Sudkamp, Don	1946
Sullivan, Charles	1942
Sundin, Corky	1930-32
Supplee, Jim	1969
Swindell	1944
Sykes, Bin	1930-32

T	
Tabscott, Robert	1956
Taffe, John	1939-41
Taylor, Billy	1966-68
Taylor, Greg	1987-89
Taylor, Horace	1927-28
Teach, Charlie	1947-48

Teckler	1931
Tinker, Dave	1972
Todd, John	1922-25
Todd, Lee	1924-27
Trammell, Jeff	1971-73
Traver, Tony	1981, 83-85
Trimble, Scott	1984-87
Trout, Tim	1985-88
Trueheart, John	1935
Trumbower, Adam	2004-06
Tucker, Rudy	1973
Turk, Bill	1944
Turner, Bud	1980
Turner, Henry	1912-14
Tyler, Ken	1986-87

V	
Vail, Dennis	1974-76
Van Horne, Harry	1913
Vandeweghe, Al	1942-43
Varga, Ray	1956-57, 59
Vaughan, Dick	1946
Vaughn, Bev	1958-61
Veres, Rich	1980-81
Verkey, Matt	1993-96
Viglianco, Thomas	2002-03

W	
Wagner, Tim	1978-81
Wakefield, Eric	1989-92
Walker, Dave	1966-67
Wallace	1915-16
Wallick, Clair	1926-27
Walter, Tim	1964-66
Ward, Jim	1942-43
Warns, Jim	1970-72
Watkins, Sam	1923
Watson, Bruce	1906
Weaver, Walter	1942
Webb, Paul	1948
Weidner, Brant	1980-83
Wenk, Walter	1964-66
Wesson, Harrison	1925
White, Doc	1944-45
Whitley, Scott	1978-81
Williams, Harvey	1913, 15-16
Williams, Woody	1946
Wilson, Connie	1934
Wilson, Paul	1912
Wilson, Willard	1917
Winn, Waffles	1927-29
Winter, Mit	1998-01
Withers, H.V.	1966
Wolf, Brian	1966
Woods, Bettie	1913
Woollum, Charles	1960-62
Worrell	1933
Wortman, Chuck	1973-74
Wright, Austin	1944-45
Wright, Jack	1913
Wyatt, Albert	1915

Y	
Yeager, Frank	1938-39
Young, Clyde	1926
Young, Whiting	1920-23
Younkin, Ed	1962-63

Z	
Zable, Walter	1937
Zane, Gene	1949
Zehmer, George	1913-16
Zion, William	1913-16