



Tribe



Records

SCORING

Tribe

RECORDS


ANNUAL SCORING LEADERS

YEAR	PLAYER	POINTS	AVG
2006	Calvin Baker	324	11.6
2005	Corey Cofield	382	13.2
2004	Adam Hess	568	20.3
2003	Adam Hess	564	20.1
2002	Mike Johnson	334	11.5
2001	Jim Moran	382	13.6
2000	Jim Moran	387	14.1
1999	Jim Moran	357	13.2
	Randy Bracy	240	13.3
1998	Randy Bracy	448	17.2
1997	Bobby Fitzgibbons	409	14.6
1996	Carl Parker	396	15.2
1995	Kurt Small	484	17.9
1994	Kurt Small	423	15.7
1993	Thomas Roberts	470	17.4
1992	Thomas Roberts	449	15.5
1991	Thomas Roberts	454	16.8
1990	Scott Smith	409	14.6
1989	Tom Bock	408	16.3
1988	Tim Trout	489	16.9
1987	Tim Trout	346	12.8
1986	Scott Coval	341	12.2
1985	Keith Cieplicki	566	20.2
1984	Keith Cieplicki	429	15.3
1983	Keith Cieplicki	465	16.0
1982	Keith Cieplicki	352	12.6
1981	Scott Whitley	297	10.6
	Mike Strayhorn	266	11.1
1980	Scott Whitley	349	13.4
1979	Scott Whitley	322	12.4
1978	John Lowenhaupt	504	19.4
1977	John Lowenhaupt	518	17.3
1976	John Lowenhaupt	447	16.0
	Ron Satterthwaite	372	16.9
1975	Ron Satterthwaite	473	16.9
1974	Mike Arizin	471	17.4
1973	Mike Arizin	465	17.2
1972	Jeff Trammell	437	16.2
1971	Tom Jasper	519	19.2
1970	Bob Sherwood	506	18.7
1969	Dave Daugherty	372	14.3
1968	Bob Sherwood	545	22.7
1967	Ron Panneton	516	20.6
1966	Ben Pomeroy	411	17.1
1965	Walter Wenk	358	14.3
	Martin Morris	335	16.0
1964	Dave Hunter	380	17.3
1963	Bob Harris	353	14.7
1962	Roger Bergey	361	15.0
1961	Jeff Cohen	575	24.0
1960	Jeff Cohen	628	24.2
1959	Jeff Cohen	395	16.5
	Roy Lange	340	17.0
1958	Roy Lange	583	20.1
1957	Don Engelken	372	13.8
1956	Dick Savage	431	16.6
1955	John Mahoney	656	27.3
1954	John Mahoney	456	19.8
1953	Bill Chambers	465	20.2
1952	Bill Chambers	459	16.4
1951	Bill Chambers	532	17.2
1950	Chet Giermak	646	20.8
1949	Chet Giermak	740	21.8
1948	Chet Giermak	394	17.1

SINGLE-GAME SCORING

(all 30-point games)

- 49 Jeff Cohen vs. Richmond (2/25/61)
- 47 John Mahoney at Furman (12/3/54)
- 45 Bill Chambers vs. Wash. & Lee (2/21/53)
- 45 Chet Giermak vs. Baltimore (1/11/49)
- 39 Scott Smith at George Mason (2/15/90)
- 38 Tom Bock at Towson (1/16/89)
- 38 Ron Panneton vs. The Citadel (2/3/68)
- 38 Ron Panneton at Richmond (1/14/67)
- 38 Jeff Cohen vs. West Virginia (3/3/61)
- 37 Bill Chambers vs. Virginia (2/14/53)
- 36 Adam Hess at Drexel (2/7/04)
- 36 Mit Winter vs. James Madison (1/24/01)
- 36 Chet Giermak at Colby (12/6/49)
- 35 Adam Hess vs. VCU (2/19/03)
- 35 Adam Hess at Hampton (2/3/03)
- 35 Mike Arizin vs. Richmond (12/11/73)
- 35 Tom Jasper vs. Georgetown (12/7/70)
- 35 Jeff Cohen at Richmond (1/9/60)
- 35 Jim Kaplan at VMI (2/18/57)
- 34 Adam Hess vs. VCU (1/18/03)
- 34 Keith Cieplicki vs. Drexel (12/1/84)
- 34 Bob Sherwood at Richmond (2/24/68)
- 34 Jeff Cohen vs. West Virginia (2/26/60)
- 34 Jeff Cohen West Virginia (1/30/60)
- 33 Adam Hess vs. Char. Southern (1/2/03)
- 33 Mike Arizin vs. Furman (3/1/74)
- 33 Dave Daugherty vs. Air Force (12/28/68)
- 33 Ron Panneton at J'ville (12/20/65)
- 33 Ben Pomeroy vs. Virginia (12/1/65)
- 33 Dave Hunter at Virginia Tech (2/10/64)
31. 32 Jim Moran at Hampton (11/28/98)
- 32 Randy Bracy at Wichita St. (12/28/97)
- 32 Matt Verkey vs. GMU (2/27/95)
- 32 Keith Cieplicki vs. GMU (2/23/85)
- 32 Ron Satterthwaite at Furman (1/25/75)
- 32 Tom Jasper at Duke (12/13/69)
- 32 Ron Panneton vs. Loyola (1/6/68)
- 32 Tim Walter at Georgia Tech (12/21/64)
- 32 Bill Chambers vs. VMI (2/10/51)
- 32 Chet Giermak vs. Randolph-Macon (1949)
- 32 Chet Giermak vs. Pens. NAS (1949-50)
42. 31 Adam Hess at Campbell (12/30/02)



Jeff Cohen scored a W&M record 49 points against Richmond on Feb. 25, 1961.




Adam Hess had six games of 30 or more points during his W&M career.

- 31 Adam Duggins vs. ORU (11/28/99)
- 31 Terence Jennings at ECU (1/10/98)
- 31 Kurt Small at Loyola (1/30/94)
- 31 Thomas Roberts at ECU (2/26/92)
- 31 Jimmy Apple vs. Loyola (1/3/90)
- 31 Tim Trout vs. George Mason (3/6/88)
- 31 Keith Cieplicki vs. Navy (3/8/85)
- 31 John Lowenhaupt vs. ECU (3/5/75)
- 31 Ran Panneton vs. Hamp.-Syd. (1/11/67)
- 31 Jeff Cohen vs. VMI (12/15/59)
- 31 Bill Chambers at VMI (2/19/52)
54. 30 Nick D'Antoni at The Citadel (11/26/01)
- 30 Justin Jackette vs. American (2/25/99)
- 30 Jim Moran vs. Elon (12/22/98)
- 30 Carl Parker vs. Marymount (11/29/95)
- 30 Kurt Small at UNCW (2/12/94)
- 30 Tom Bock at Stetson (12/30/88)
- 30 Scott Whitley vs. Richmond (2/26/80)
- 30 John Lowenhaupt at ECU (2/10/77)
- 30 Ron Satterthwaite vs. ODU (2/5/76)
- 30 Jeff Trammell at Rice (12/22/71)
- 30 Steve Dodge vs. Rice (1/6/71)
- 30 Tom Jasper vs. East Carolina (2/18/70)
- 30 Tom Jasper vs. NC State (12/1/69)
- 30 Bob Sherwood vs. Loyola (1/6/68)
- 30 Ron Panneton at Furman (2/13/67)
- 30 Jeff Cohen vs. West Virginia (2/27/59)
- 30 Jeff Cohen vs. Navy (2/8/58)
- 30 John Mahoney at Wash. & Lee (2/6/54)
- 30 Chet Giermak at Seton Hall (12/30/50)

SINGLE-SEASON SCORING

PLAYER	SEASON	G	Pts
1. Chet Giermak	1949	34	740
2. John Mahoney	1955	24	656
3. Chet Giermak	1950	31	646
4. Jeff Cohen	1960	26	628
5. Roy Lange	1958	29	583
6. Jeff Cohen	1961	24	575
7. Adam Hess	2004	28	568
8. Keith Cieplicki	1985	28	566
9. Adam Hess	2003	28	564
10. Bob Sherwood	1968	24	545
11. Bill Chambers	1951	31	532



Bob Sherwood averaged 22.7 points per game in 1968.

12. Tom Jasper	1971	27	519
13. John Lowenhaupt	1977	30	518
14. Ron Panneton	1967	25	516
15. Bob Sherwood	1970	27	506
16. John Lowenhaupt	1978	26	504
17. Tim Trout	1988	29	489
18. Kurt Small	1995	27	484
19. Ron Satterthwaite	1975	28	473
20. Mike Arizin	1974	27	471

CAREER SCORING

(all 1,000-point scorers)

PLAYER	SEASONS	G	Pts
1. Chet Giermak	1947-50	111	2052
2. Jeff Cohen	1958-61	103	2003
3. John Lowenhaupt	1975-78	112	1866
4. Keith Cieplicki	1982-85	113	1812
5. Thomas Roberts	1990-93	111	1765
6. Kurt Small	1992-95	108	1487
7. Bill Chambers	1951-53	82	1456
8. John Mahoney	1952-55	78	1446
9. Ron Satterthwaite	1974-77	106	1394
10. Adam Hess	2002-04	75	1341
11. Ed McMillan	1948-51	120	1340
12. Scott Smith	1989-92	107	1339
13. Jim Moran	1998-01	107	1324
14. Randy Bracy	1996-99	92	1229
15. Matt Verkey	1993-96	106	1209
16. Roy Lange	1956-59	88	1192
17. Bev Vaughan	1958-61	88	1185
18. Ron Panneton	1966-68	73	1182
19. Matt Courage	1973-75, 77	110	1164
20. Carl Parker	1993-96	107	1150
21. Kevin Richardson	1982-85	113	1139
22. Ben Pomeroy	1965-67	74	1085
23. Scott Whitley	1978-81	101	1061
24. Bob Sherwood	1968, 70	51	1051
25. Corey Cofield	2004-P	85	1039
26. Bill Barnes	1979-82	109	1028
27. Jimmy Apple	1988-91	86	1017
28. Tim Trout	1985-88	100	1011

SINGLE-SEASON SCORING AVERAGE


(minimum 15 games)

PLAYER	SEASON	G	Pts	Avg
1. John Mahoney	1955	24	656	27.3
2. Jeff Cohen	1960	26	628	24.2
3. Jeff Cohen	1961	24	575	24.0
4. Bob Sherwood	1968	24	545	22.7
5. Chet Giermak	1949	34	740	21.8
6. Chet Giermak	1950	31	646	20.8
7. Ron Panneton	1967	25	516	20.6
8. Adam Hess	2004	28	568	20.3
9. Bill Chambers	1953	23	465	20.2
10. Keith Cieplicki	1985	28	566	20.2
11. Adam Hess	2003	28	564	20.1
12. Roy Lange	1958	29	583	20.1
13. John Mahoney	1954	23	456	19.8
14. John Lowenhaupt	1978	26	504	19.4
15. Tom Jasper	1971	27	519	19.2
16. Bob Sherwood	1970	27	506	18.7
17. Kurt Small	1995	27	484	17.9
18. Mike Arizin	1974	27	471	17.4
19. Thomas Roberts	1993	27	470	17.4
20. Dave Hunter	1964	22	380	17.3


CAREER SCORING AVERAGE

(minimum 50 games)

PLAYER	SEASONS	G	Pts	Avg
1. Bob Sherwood	1968-70	51	1051	20.6
2. Jeff Cohen	1958-61	103	2003	19.4
3. John Mahoney	1952-55	78	1446	18.5
4. Chet Giermak	1947-50	111	2052	18.5
5. Tom Jasper	1970-71	54	982	18.2
6. Adam Hess	2002-04	75	1341	17.9
7. Bill Chambers	1951-53	82	1456	17.8
8. Mike Arizin	1973-74	54	936	17.3
9. John Lowenhaupt	1975-78	112	1866	16.7
10. Ron Panneton	1966-68	73	1182	16.2
11. Keith Cieplicki	1982-85	113	1812	16.0
12. Thomas Roberts	1990-93	111	1765	15.9
13. Ben Pomeroy	1965-67	74	1085	14.7
14. Steve Dodge	1969-71	63	892	14.2
15. Dave Hunter	1963-64	60	829	13.8
16. Kurt Small	1992-95	108	1487	13.8



John Lowenhaupt is one of only four W&M players to score 1,800 points in his career.



John Mahoney averaged a school record 27.3 points per game in 1955.

17. Roy Lange	1956-59	88	1192	13.5
18. Bobby Fitzgibbons	1996-97	54	728	13.5
19. Bev Vaughan	1958-61	88	1185	13.5
20. Randy Bracy	1996-99	92	1229	13.4

TEAM SINGLE-SEASON SCORING

YEAR	G	Pts
1. 1949	34	2193
2. 1977	30	2175
3. 1970	27	2117
4. 1958	29	2110
5. 1951	31	2062
6. 1988	29	2061
7. 1973	27	2047
8. 1955	25	2035
9. 1993	27	2025
10. 1952	28	2013

TEAM SEASON SCORING AVERAGE

YEAR	G	Pts	Avg.
1. 1955	25	2035	81.4
2. 1953	23	1817	79.0
3. 1970	27	2117	78.4
4. 1960	26	2011	77.3
5. 1968	24	1846	76.9
6. 1973	27	2047	75.8
7. 1956	26	1955	75.2
8. 1993	27	2025	75.0
9. 1961	24	1800	75.0
10. 1996	26	1923	74.0

REBOUNDING

Tribe

RECORDS

ANNUAL REBOUND LEADERS

YEAR	PLAYER	REBOUNDS	AVG.
2006	Corey Cofield	132	4.7
2005	Corey Cofield	200	6.9
2004	Adam Hess	187	6.7
2003	Adam Hess	177	6.3
2002	Mike Johnson	218	7.5
2001	Mike Johnson	203	7.3
2000	Adam Duggins	155	5.5
	Tom Strohhahn	154	5.5
1999	Tom Strohhahn	191	7.1
1998	David Grabuloff	167	6.2
1997	Shaka Arnold	209	7.5
1996	David Cully	244	9.8
1995	David Cully	287	10.6
1994	David Cully	233	9.0
1993	Todd Cauthorn	235	8.7
1992	Ben Blocker	203	7.0
1991	Ben Blocker	175	6.3
1990	Scott Smith	157	5.6
1989	Tom Bock	155	6.2
1988	Tim Trout	267	9.2
1987	Tim Trout	190	7.0
1986	Ken Lambiotte	137	5.1
1985	Kevin Richardson	206	7.4
1984	Kevin Richardson	188	6.7
1983	Brant Weidner	179	6.2
1982	Brant Weidner	137	4.9
1981	Bill Barnes	140	5.0
1980	Bill Barnes	112	4.1
	Ken Bowen	111	4.3
1979	Scott Whitley	124	4.8
1978	John Lowenhaupt	163	6.3
1977	Matt Courage	264	8.8
1976	John Lowenhaupt	180	6.4
1975	John Lowenhaupt	158	5.6
	Mike Courage	157	6.0
1974	Mike Arizin	210	7.8
1973	Mike Arizin	197	7.3
1972	Jeff Trammell	230	8.5
1971	Tom Jasper	232	8.6
1970	Bob Sherwood	271	10.0
1969	Dave Daugherty	243	9.3
1968	Bob Sherwood	253	10.5
1967	Ben Pomeroy	308	12.3
1966	Ben Pomeroy	300	12.5
1965	Ben Pomeroy	278	11.1
1964	Martin Morris	264	12.0
1963	Kirk Gooding	302	15.1
1962	Bob Harris	159	6.6
	Kirk Gooding	146	10.4
1961	Jeff Cohen	424	17.7
1960	Jeff Cohen	471	18.1
1959	Jeff Cohen	413	17.2
1958	Jeff Cohen	371	12.8
1957	Bob Hoitsma	277	10.3
1956	Dick Savage	201	7.7
1956	Bob Hoitsma	200	8.0
1955	John Mahoney	312	13.0
1954	John Mahoney	306	13.3
1953	Bill Chambers	498	21.7
1952	Bill Chambers	509	18.2

SINGLE-GAME REBOUNDS

- 51* Bill Chambers vs. Virginia (2/14/53)
- 31 Jeff Cohen vs. Richmond (2/25/61)
- 31 Chuck Sanders vs. Virg. Tech (1/18/57)
- 27 Kirk Gooding vs. GW (2/19/63)
- 27 Jeff Cohen at Richmond (12/30/59)
- 26 David Cully vs. VMI (1/17/96)
- 25 Jeff Cohen at West Virginia (12/3/60)
- 24 Todd Cauthorn vs. The Citadel (12/5/92)
- 24 Jeff Cohen vs. Richmond (1/10/59)
- 23 Jeff Cohen vs. Richmond (3/1/58)
- 23 John Mahoney vs. VMI (2/12/55)

* NCAA Record

SINGLE-SEASON REBOUNDS

PLAYER	SEASON	G	REB.
1. Bill Chambers	1952	28	509
2. Bill Chambers	1953	23	498
3. Jeff Cohen	1960	26	471
4. Jeff Cohen	1961	24	424
5. Jeff Cohen	1959	24	413
6. Jeff Cohen	1958	29	371
7. John Mahoney	1955	24	312
8. Ben Pomeroy	1967	25	308
9. John Mahoney	1954	23	306
10. Kirk Gooding	1963	20	302

CAREER REBOUNDS

PLAYER	SEASONS	G	REB
1. Jeff Cohen	1958-61	103	1679
2. Bill Chambers	1951-53	82	1270
3. Ben Pomeroy	1965-67	74	886
4. John Mahoney	1952-55	78	869
5. David Cully	1993-96	93	783
6. Chuck Sanders	1957-60	94	717
7. Matt Courage	1973-75	110	714
8. Kirk Gooding	1961-63	58	710
9. John Lowenhaupt	1975-78	112	669
10. Thomas Roberts	1990-93	111	655

SINGLE-SEASON REBOUND AVERAGE

PLAYER	SEASON	G	REB	AVG
1. Bill Chambers	1953	23	498	21.7
2. Bill Chambers	1952	28	509	18.2
3. Jeff Cohen	1960	26	471	18.1
4. Jeff Cohen	1961	24	424	17.7
5. Jeff Cohen	1959	24	413	17.2
6. Kirk Gooding	1963	20	302	15.1
7. John Mahoney	1954	23	306	13.3
8. John Mahoney	1955	24	312	13.0
9. Jeff Cohen	1958	29	371	12.8
10. Ben Pomeroy	1966	24	300	12.5

CAREER REBOUND AVERAGE

(minimum 50 games)


PLAYER	SEASONS	G	REB	AVG
1. Jeff Cohen	1958-61	103	1679	16.3
2. Bill Chambers	1951-53	82	1270	15.5
3. Kirk Gooding	1961-63	58	710	12.2
4. Ben Pomeroy	1965-67	74	886	12.0
5. John Mahoney	1952-55	78	869	11.1
6. Bob Sherwood	1968, 70	51	524	10.3
7. Martin Morris	1963-65	67	629	9.4
8. Bob Hoitsma	1952, 56-57	58	512	8.8
9. David Cully	1993-96	93	783	8.4
10. Tom Jasper	1970-71	54	444	8.2

TEAM SINGLE-SEASON REBOUNDS

YEAR	G	REB	
1. 1952	28	1534	
2. 1960	26	1359	
3. 1961	24	1313	
4. 1953	23	1219	
5. 1977	30	1206	
6. 1970	27	1202	
7. 1975	28	1152	
	1957	27	1152
9. 1973	27	1129	
10. 1959	24	1126	

TEAM SINGLE-SEASON REBOUNDING AVERAGE

YEAR	G	REB	AVG
1. 1952	28	1534	54.8
2. 1961	24	1313	54.7
3. 1953	23	1219	53.0
4. 1960	26	1359	52.3
5. 1959	24	1126	46.9
6. 1963	24	1094	45.6
7. 1965	25	1125	45.0
8. 1970	27	1202	44.5
9. 1962	24	1060	44.2
10. 1964	22	961	43.7



Bill Chambers holds the NCAA record for rebounds in a game with 51 against Virginia on Feb. 14, 1953.

SINGLE-GAME ASSISTS


1. 15 Scott Coval vs. George Mason (2/23/85)
2. 14 Scotty Scott vs. Elon (12/22/98)
3. 12 David Cox vs. George Mason (2/27/95)
4. 11 Nick D'Antoni at GMU (1/31/04)
- 11 Nick D'Antoni at Towson (1/14/04)
- 11 Scotty Scott vs. Campbell (12/22/99)
- 11 Randy Bracy vs. Geo. Mason (2/26/96)
- 11 Matt O'Reilly at Towson (1/16/89)
- 11 Scott Coval vs. Delaware (1/30/85)
- 11 Billy Barnes vs. Richmond (1/20/82)
- 11 John Lowenhaupt at Furman (1/22/77)
12. 10 Nick D'Antoni at Hofstra (1/24/04)
- 10 Kurt Small vs. George Mason (2/27/95)
- 10 David Cox vs. American (2/15/95)
- 10 David Cox vs. James Madison (2/7/94)
- 10 David Cox at Holy Cross (1/5/93)
- 10 Curtis Pride vs. East Carolina (2/24/88)
- 10 Scott Coval vs. Drexel (12/1/84)
- 10 George Spack vs. Richmond (2/26/72)

SINGLE-SEASON ASSISTS

PLAYER	SEASON	G	AST
1. Scott Coval	1985	27	168
2. Nick D'Antoni	2004	28	159
3. Bill Barnes	1982	28	128
4. John Lowenhaupt	1977	30	123
5. Matt O'Reilly	1989	28	121
6. David Cox	1994	27	120
7. Randy Bracy	1996	26	119
8. John Lowenhaupt	1978	26	118
9. David Cox	1995	26	116
10. Ron Satterthwaite	1975	28	113

CAREER ASSISTS

PLAYER	SEASONS	G	AST
1. Scott Coval	1983-86	110	409
2. John Lowenhaupt	1975-78	112	369
3. Brendan Connor	1990-93	102	358
4. Randy Bracy	1996-99	92	351
5. Mike Enoch	1975-78	110	344



Randy Bracy holds the W&M career assists average record with 3.82 per game over his four-year career.

6. Bill Barnes 1979-82 109 341
7. Nick D'Antoni 2002-05 107 340
8. David Cox 1992-95 109 336
9. Ron Satterthwaite 1974-77 106 331
10. Matt O'Reilly 1987-90 106 297

SINGLE-SEASON ASSIST AVERAGE

PLAYER	SEASON	G	AST	AVG
1. Scott Coval	1985	27	168	6.22
2. Nick D'Antoni	2004	28	159	5.68
3. Randy Bracy	1996	26	119	4.58
4. Bill Barnes	1982	28	128	4.57
5. John Lowenhaupt	1978	26	118	4.54
6. David Cox	1995	26	116	4.46
7. David Cox	1994	27	120	4.44
8. Matt O'Reilly	1989	28	121	4.32
9. Randy Bracy	1998	26	107	4.12
10. John Lowenhaupt	1977	30	123	4.10

CAREER ASSIST AVERAGE

(minimum 50 games)

PLAYER	SEASONS	G	AST	AVG
1. Randy Bracy	1996-99	92	351	3.82
2. Scott Coval	1983-86	110	409	3.72
3. Brendan Connor	1990-93	102	358	3.51
4. John Lowenhaupt	1975-78	112	369	3.29
5. Nick D'Antoni	2002-05	107	340	3.17
6. Bill Barnes	1979-82	109	341	3.13
7. Mike Enoch	1975-78	110	344	3.13
8. Ron Satterthwaite	1974-77	106	331	3.12
9. David Cox	1992-95	109	336	3.08
10. Curtis Pride	1987-90	94	287	3.05

TEAM SINGLE-SEASON ASSISTS

YEAR	G	AST
1. 1977	30	508
2. 1985	28	455
3. 2004	28	442
4. 1988	29	435
5. 1978	26	419
6. 1990	28	411
7. 1992	29	405
8. 1989	28	397
9. 1984	28	396
10. 1998	27	395

TEAM SINGLE-SEASON ASSIST AVERAGE

YEAR	G	AST	AVG
1. 1977	30	508	17.0
2. 1985	28	455	16.3
3. 1978	26	419	16.1
4. 2004	28	442	15.8
5. 1988	29	435	15.0
6. 1990	28	411	14.7
7. 1998	27	395	14.6
8. 1993	27	391	14.5
9. 1987	27	388	14.4
10. 1996	26	373	14.4

ANNUAL ASSIST LEADERS

YEAR	PLAYER	ASSISTS	AVG
2006	Calvin Baker	100	3.57
2005	Nathan Mann	76	2.62
2004	Nick D'Antoni	159	5.68
2003	Sherman Rivers	71	2.54
2002	Nick D'Antoni	79	2.72
2001	Sherman Rivers	74	2.64
2000	Scotty Scott	84	3.36
1999	Scotty Scott	71	2.63
1998	Randy Bracy	107	4.12
1997	Randy Bracy	59	2.68
1996	Randy Bracy	119	4.58
1995	David Cox	116	4.46
1994	David Cox	120	4.44
1993	Brendan Connor	97	3.73
1992	Thomas Roberts	67	2.31
	Brendan Connor	64	3.05
1991	Brendan Connor	108	4
1990	Curtis Pride	95	3.52
1989	Matt O'Reilly	121	4.32
1988	Curtis Pride	102	3.78
1987	Scott Trimble	85	3.4
1986	Scott Coval	111	3.96
1985	Scott Coval	168	6.22
1984	Scott Coval	100	3.7
1983	Keith Cieplicki	91	3.14
1982	Bill Barnes	128	4.57
1981	Bill Barnes	88	3.14
1980	Bill Barnes	82	3.04
1979	Scott Whitley	55	2.12
1978	John Lowenhaupt	118	4.54
1977	John Lowenhaupt	123	4.1
1976	John Lowenhaupt	85	3.04
1975	Not available		
1974	Ron Satterthwait	92	0.86
1973	Tom Pflugst	81	1.13
1972	George Spack	101	3.74

FIELD GOAL

Tribe

RECORDS

ANNUAL FIELD GOAL PCT. LEADERS

(minimum 200 attempts)

YEAR	PLAYER	FGM-FGA	Pct.
2006	Corey Cofield	112-202	.554
2005	Corey Cofield	119-248	.480
2004	Corey Cofield	126-224	.563
2003	Adam Hess	191-409	.467
2002	Mike Johnson	107-260	.412
2001	Jim Moran	135-289	.467
2000	Jim Moran	140-303	.462
1999	Jim Moran	129-265	.487
1998	Terence Jennings	129-260	.496
1997	Terence Jennings	103-214	.481
1996	Carl Parker	164-274	.599
1995	Carl Parker	166-305	.544
1994	Matt Verkey	116-275	.422
1993	Todd Cauthorn	132-244	.541
1992	Scott Smith	146-317	.461
1991	Scott Smith	149-303	.492
1990	Scott Smith	163-302	.540
1989	Tom Bock	162-328	.494
1988	Tim Trout	190-364	.522
1987	Tom Bock	98-205	.478
1986	Ken Lambiotte	112-236	.475
1985	Keith Cieplicki	235-413	.569
1984	Gary Bland	115-201	.572
1983	Keith Cieplicki	167-310	.539
1982	Keith Cieplicki	144-275	.524
1981	Mike Strayhorn	115-219	.525
1980	Bill Barnes	99-204	.485
1979	Ken Bowen	110-204	.539
1978	John Lowenhaupt	195-337	.579
1977	John Lowenhaupt	192-374	.513
1976	John Lowenhaupt	180-358	.503
1975	John Lowenhaupt	167-350	.477
1974	Mike Arizin	176-381	.462
1973	Mike Arizin	173-365	.474
1972	Jerry Fisher	126-269	.468
1971	Tom Jasper	215-505	.426
1970	Bob Sherwood	209-399	.524
1969	Dave Daugherty	145-271	.535
1968	Bob Sherwood	222-438	.507
1967	Ron Panneton	172-340	.506
1966	Ben Pomeroy	165-362	.456
1965	Tim Walter	93-206	.451
1964	Dave Hunter	155-338	.459
1963	Dave Hunter	126-245	.514
1962	Bob Harris	105-225	.467
1961	Jeff Cohen	193-404	.478
1960	Jeff Cohen	230-458	.502
1959	Roy Lange	129-276	.467
1958	Roy Lange	178-364	.489
1957	Bob Hoitsma	117-216	.542
1956	Paul Furlong	116-239	.485
1955	John Mahoney	220-474	.464
1954	John Mahoney	145-302	.480
1953	Jerry Harris	104-212	.491
1952	Bill Chambers	168-368	.457
1951	Bill Chambers	199-413	.482
1950	Chet Giermak	258-630	.410
1949	Chet Giermak	301-673	.447
1948	Chet Giermak	168-448	.375

SINGLE-GAME FIELD GOALS MADE

- 21 Jeff Cohen vs. Richmond (2/25/61)
- 21 Chet Giermak at Baltimore (1/11/49)
- 18 Bill Chambers vs. Wash. & Lee (2/21/53)
- 17 John Mahoney at Furman (12/3/54)
- 16 Scott Smith at George Mason (2/15/90)
- 16 Bill Chambers vs. Virginia (2/14/53)
- 16 Chet Giermak at Colby (12/6/49)
- 15 Keith Cieplicki vs. Drexel (12/1/84)
- 15 Tom Jasper vs. Georgetown (12/7/70)
- 15 Dave Hunter at Virginia Tech (2/10/64)

SINGLE-SEASON FIELD GOALS MADE

PLAYER	SEASON	G	FGM
1. Chet Giermak	1949	34	301
2. Chet Giermak	1950	31	258
3. Keith Cieplicki	1985	28	235
4. Jeff Cohen	1960	26	230
5. Bob Sherwood	1968	24	222
6. John Mahoney	1955	24	220
7. Tom Jasper	1971	27	215
8. Bob Sherwood	1970	27	209
9. Tom Jasper	1970	27	205
10. Bill Chambers	1951	31	199

CAREER FIELD GOALS MADE

PLAYER	SEASONS	G	FGM
1. Chet Giermak	1947-50	111	847
2. John Lowenhaupt	1975-78	112	734
3. Keith Cieplicki	1982-85	113	726
4. Jeff Cohen	1958-61	103	719
5. Thomas Roberts	1990-93	111	637
6. Scott Smith	1989-92	107	556
7. Ed McMillan	1948-51	120	532
8. Bill Chambers	1951-53	82	524
9. Ron Satterthwaite	1974-77	106	522
10. Kurt Small	1992-95	108	486

SINGLE-GAME FIELD GOALS ATTEMPTED

- 34 Bill Chambers vs. Wash. & Lee (2/21/53)
- 31 Jeff Cohen at West Virginia (12/3/60)
- 29 Jeff Cohen vs. West Virginia (2/26/60)
- 28 Jeff Cohen vs. Richmond (2/25/61)
- 28 John Mahoney at Furman (12/3/54)
- 27 Kurt Small vs. American (2/15/95)
- 27 Dave Hunter at Virginia Tech (2/10/64)

SINGLE-SEASON FIELD GOALS ATTEMPTED

PLAYER	SEASON	G	FGA
1. Chet Giermak	1949	34	673
2. Chet Giermak	1950	31	630
3. Tom Jasper	1970	27	510
4. Tom Jasper	1971	27	505
5. John Mahoney	1955	24	474
6. Adam Hess	2004	28	461
7. Jeff Cohen	1960	26	458
8. Don Engelken	1958	29	450
9. Chet Giermak	1948	23	448
10. Ed McMillan	1951	31	444

CAREER FIELD GOALS ATTEMPTED

PLAYER	SEASONS	G	FGA
1. Chet Giermak	1947-50	111	1751
2. Jeff Cohen	1958-61	103	1545
3. Ed McMillan	1948-51	120	1512
4. John Lowenhaupt	1975-78	112	1419
5. Thomas Roberts	1990-93	111	1382
6. Keith Cieplicki	1982-85	113	1341
7. Kurt Small	1992-95	108	1161
8. Ron Satterthwaite	1974-77	106	1141
9. Scott Smith	1989-92	107	1117
10. Bill Chambers	1951-53	82	1113

SINGLE-GAME FIELD GOAL PCT.

(minimum 7 Attempts)

- 1.000 (10-10) Tom Bock at Navy (2/15/89)
- 1.000 (10-10) J. McDonough at UR (2/21/76)
- 1.000 (9-9) K. Cieplicki vs. VCU (2/23/82)

- 1.000 (9-9) Corey Cofield vs. JMU (2/4/04)
- 1.000 (7-7) Jack Jenkins vs. ODU (2/5/03)
- 1.000 (7-7) Zeb Cope at Mary. (12/27/01)
- 1.000 (7-7) Carl Parker vs. UR (2/3/96)
- 1.000 (7-7) K. Cieplicki vs. VA Wes. (2/1/84)
- .938 (15-16) K. Cieplicki vs. Drex. (12/1/84)
- .917 (11-12) J. Lowenhaupt at UR (2/18/78)
- .917 (11-12) John Mahoney at W&L (2/6/54)

SINGLE-SEASON FIELD GOAL PCT.

(minimum 200 Attempts)

PLAYER	SEASON	FGM-FGA	Pct.
1. Carl Parker	1996	164-274	.599
2. John Lowenhaupt	1978	195-337	.579
3. Gary Bland	1984	115-201	.572
4. Keith Cieplicki	1985	235-413	.569
5. Corey Cofield	2004	126-224	.563
6. Corey Cofield	2006	112-202	.554
7. Kevin Richardson	1984	124-226	.549
8. Carl Parker	1995	166-305	.544
9. Bob Hoitsma	1957	117-216	.542
10. Todd Cauthorn	1993	132-244	.541

CAREER FIELD GOAL PCT.

(minimum 500 Attempts)

PLAYER	SEASONS	FGM-FGA	Pct.
1. Carl Parker	1993-96	478-853	.560
2. Mike Strayhorn	1980-83	392-710	.552
3. Ben Blocker	1989-92	329-603	.546
4. Keith Cieplicki	1982-85	726-1341	.541
5. Kevin Richardson	1982-85	441-829	.532
6. Corey Cofield	2004-P	357-674	.530
7. Todd Cauthorn	1990-93	311-590	.527
8. John Lowenhaupt	1975-78	734-1419	.517
9. Dave Daugherty	1967-69	337-654	.515
10. Bob Sherwood	1968-70	431-837	.515

TEAM SINGLE-SEASON FIELD GOALS MADE

YEAR	G	FGM
1. 1977	30	864
2. 1949	34	852
3. 1970	27	827
4. 1976	28	800
5. 1973	27	782
6. 1975	28	765
7. 1992	29	764
8. 1951	31	760
9. 1991	28	750
10. 1952	28	740

TEAM SINGLE-SEASON FIELD GOALS ATTEMPTED

YEAR	G	FGA
1. 1949	34	2357
2. 1950	32	2067
3. 1951	31	2015
4. 1952	28	1978
5. 1970	27	1930
6. 1977	30	1800
7. 1958	29	1790
8. 1973	27	1762
9. 1955	25	1733
10. 1957	27	1705

TEAM SINGLE-SEASON FIELD GOAL PCT.

YEAR	FGM-FGA	FGM
1. 1983	723-1379	.524
2. 1984	711-1369	.519
3. 1982	676-1324	.511
4. 1978	689-1370	.503
5. 1985	738-1473	.501
6. 1980	670-1361	.492
7. 1977	864-1800	.480
8. 1981	690-1438	.480
9. 1991	750-1566	.479
10. 1976	800-1691	.473

SINGLE-GAME FREE THROWS MADE

- 20 John Mahoney vs. GW (12/29/54)
- 19 Kurt Small at The Citadel (12/4/93)
- 18 Jeff Cohen at Richmond (1/7/61)
- 17 Mit Winter vs. James Madison (1/24/01)
- 17 Bev Vaughan at Tennessee (12/5/59)
- 16 Steve Dodge vs. Rice (1/6/71)
- 16 Jeff Cohen vs. Navy (2/8/58)
- 16 John Mahoney vs. Maryland (2/25/54)
- 15 Tony Traver vs. East Carolina (2/9/83)
- 15 Bob Hoitsma vs. Richmond (2/25/56)

SINGLE-SEASON FREE THROWS MADE

PLAYER	SEASON	G	FTM
1. Roy Lange	1958	29	227
2. John Mahoney	1955	24	216
3. Jeff Cohen	1961	24	189
4. Ron Panneton	1967	25	172
5. Jeff Cohen	1960	26	168
6. John Mahoney	1954	23	166
7. Bill Chambers	1953	23	151
8. Kurt Small	1993	27	150
9. Bev Vaughan	1960	26	147
10. Corey Cofield	2005	29	144

CAREER FREE THROWS MADE

PLAYER	SEASONS	G	FTM
1. Jeff Cohen	1958-61	103	565
2. John Mahoney	1952-55	78	492
3. Kurt Small	1992-95	108	429
4. Bev Vaughan	1958-61	88	417
5. Thomas Roberts	1990-93	111	416
6. Roy Lange	1956-59	88	408
7. Bill Chambers	1951-53	82	408
8. John Lowenhaupt	1975-78	112	398
9. Ron Panneton	1966-68	73	370
10. Keith Cieplicki	1982-85	113	360

SINGLE-GAME FREE THROWS ATTEMPTED

- 24 Kurt Small at The Citadel (12/4/93)
- 22 Jeff Cohen at Richmond (1/7/61)
- 22 Bev Vaughan at Tennessee (12/5/59)
- 22 John Mahoney vs. GW (12/29/54)
- 21 Jeff Cohen vs. Navy (2/8/58)
- 19 John Mahoney vs. Maryland (2/25/54)
- 19 John Mahoney at Maryland (12/8/53)
- 18 Thomas Roberts vs. GMU (1/11/93)
- 18 Ron Panneton at GW (12/18/65)
- 18 Jeff Cohen vs. West Virginia (3/3/61)
- 18 Joe Agee vs. Wake Forest (1/7/52)

SINGLE-SEASON FREE THROWS ATTEMPTED

PLAYER	SEASON	G	FTA
1. Roy Lange	1958	29	288
2. John Mahoney	1955	24	286
3. Jeff Cohen	1961	24	246
4. Jeff Cohen	1960	26	232
5. John Mahoney	1954	23	223
6. Ron Panneton	1967	25	213
7. Bill Chambers	1951	31	212
8. Kurt Small	1993	27	208
9. Bob Hoitsma	1957	27	207
10. Bev Vaughan	1960	26	199
Chet Giermak	1949	34	199

CAREER FREE THROWS ATTEMPTED

PLAYER	SEASONS	G	FTA
1. Jeff Cohen	1958-61	103	784
2. John Mahoney	1952-55	78	670
3. Thomas Roberts	1990-93	111	608
4. Kurt Small	1992-95	108	593
5. Bev Vaughan	1958-61	88	575
6. Bill Chambers	1951-53	82	574
7. Roy Lange	1956-59	88	528
8. Bill Barnes	1979-82	109	521
9. Chet Giermak	1947-50	111	517
10. John Lowenhaupt	1975-78	112	485

SINGLE-GAME FREE THROW PCT.

- 1.000 (17-17) Mit Winter vs. JMU (1/24/01)
- 1.000 (16-16) Steve Dodge vs. Rice (1/6/71)
- 1.000 (14-14) Scott Coval vs. JMU (2/15/86)
- 1.000 (13-13) Bill Chambers at UVA (2/13/52)
- 1.000 (12-12) Adam Hess vs. VCU (1/18/03)
- 1.000 (11-11) Mike Arizin vs. UR (12/11/73)
- 1.000 (11-11) Bob Harris vs. VT (2/28/63)
- .938 (15-16) Tony Traver vs. ECU (2/9/83)
- .938 (15-16) Bob Hoitsma vs. UR (2/25/56)
- .933 (14-15) Tom Bock at Tow. (1/16/89)
- .933 (14-15) Jeff Cohen WVU (1/30/60)
- .933 (14-15) Roy Lange vs. H-SC (12/1/56)

SINGLE-SEASON FREE THROW PCT.

(minimum 80 Attempts)

PLAYER	SEASON	FTM-FTA	Pct
1. Scott Coval	1986	111-121	.917
2. Dave Daugherty	1967	77-88	.875
3. Tony Traver	1983	111-127	.874
4. John Lowenhaupt	1978	114-132	.864
5. Tom Farrington	1960	75-87	.862
6. Keith Cieplicki	1983	131-153	.856
7. Ron Panneton	1968	112-132	.848
8. Adam Hess	2003	114-135	.844
9. George Spack	1972	86-103	.835
10. John Lowenhaupt	1977	134-161	.832

CAREER FREE THROWS PCT.

(minimum 200 Attempts)

PLAYER	SEASONS	FTM-FTA	Pct
1. Scott Coval	1983-86	259-288	.899
2. Mike Arizin	1973-74	238-288	.826
3. Keith Cieplicki	1982-85	360-437	.824
4. John Lowenhaupt	1975-78	398-485	.821
5. George Spack	1971-73	182-222	.820
6. Tony Traver	1981, 83-85	236-294	.803
7. Ron Panneton	1966-68	370-466	.794
8. Mit Winter	1998-01	164-208	.788
9. Adam Hess	2002-04	283-363	.780
10. Matt Verkey	1993-96	207-267	.775

TEAM SINGLE-SEASON FREE THROWS MADE

Year	G	FTA
1. 1958	29	670
2. 1955	25	645
3. 1957	27	572
4. 1960	26	559
5. 1953	23	551
6. 1961	24	550
7. 1971	27	547
8. 1951	31	542
9. 1952	28	533
10. 1956	26	513

TEAM SINGLE-SEASON FREE THROWS ATTEMPTED

Year	G	FTM
1. 1958	29	922
2. 1955	25	907
3. 1957	27	867
4. 1952	28	843
5. 1951	31	832
6. 1956	26	808
7. 1953	23	794
8. 1961	24	783
9. 1960	26	781
10. 1971	27	755

TEAM SINGLE-SEASON FREE THROW PCT.

Year	FTM-FTA	Pct
1. 1983	470-609	.772
2. 1973	483-636	.759
3. 1974	410-552	.743
4. 1980	512-695	.737
5. 1984	345-470	.734
6. 1985	386-526	.734
7. 1967	513-704	.729
8. 1958	670-922	.727
9. 1968	476-656	.726
10. 2005	481-663	.725

ANNUAL FREE THROW PCT. LEADERS

(minimum 80 attempts)

YEAR	PLAYER	FTM-FTA	Pct.
2006	Calvin Baker	65-87	.747
2005	Corey Cofield	144-179	.804
2004	Adam Hess	123-163	.755
2003	Adam Hess	114-135	.844
2002	Mike Johnson	68-94	.723
2001	Mike Johnson	71-96	.740
2000	Adam Duggins	64-96	.667
1999	Jim Moran	55-79	.696
1998	Randy Bracy	85-122	.697
1997	Terence Jennings	78-107	.729
1996	Randy Bracy	62-93	.667
1995	Kurt Small	122-166	.735
1994	Kurt Small	115-151	.762
1993	Kurt Small	150-208	.721
1992	Thomas Roberts	101-135	.748
1991	Thomas Roberts	103-161	.640
1990	Scott Smith	83-116	.716
1989	Tom Bock	81-109	.743
1988	Tim Trout	109-159	.686
1987	Mike Batzel	78-112	.696
1986	Scott Coval	111-121	.917
1985	Keith Cieplicki	96-123	.780
1984	Kevin Richardson	54-86	.628
1983	Tony Traver	111-127	.874
1982	Keith Cieplicki	64-82	.780
1981	Scot Whitley	65-88	.739
1980	Scott Whitley	81-101	.802
1979	Scott Whitley	66-86	.767
1978	John Lowenhaupt	114-132	.864
1977	John Lowenhaupt	134-161	.832
1976	John Lowenhaupt	87-110	.791
1975	John Lowenhaupt	63-82	.768
1974	Mike Arizin	119-143	.832
1973	Mike Arizin	119-145	.821
1972	George Spack	86-103	.835
1971	Neil Gewirtzman	75-96	.781
1970	Steve Dodge	76-109	.697
1969	Harry Kent	92-120	.767
1968	Ron Paneton	112-132	.848
1967	Dave Daugherty	77-88	.875
1966	Tim Walter	60-83	.723
1965	Martin Morris	73-99	.737
1964	Martin Morris	73-94	.777
1963	Dave Hunter	89-108	.824
1962	Kenny Roberts	68-85	.800
1961	Kenny Roberts	98-125	.784
1960	Tom Farrington	75-87	.862
1959	Tom Farrington	70-95	.737
1958	Bev Vaughn	105-132	.795
1957	Roy Lange	89-118	.754
1956	Harry Cornell	64-94	.681
1955	John Mahoney	216-286	.755
1954	John Mahoney	166-223	.744
1953	Bill Chambers	151-197	.766
1952	Bill Chambers	123-165	.745
1951	Ed McMillan	86-121	.711
1950	Ed McMillan	82-112	.732
1949	Charlie Sokol	90-123	.732
1948	Chet Giermak	58-122	.475

3-Point



RECORDS

ANNUAL 3-POINT PCT. LEADERS

(minimum 75 attempts)

YEAR	PLAYER	FTM-FTA	Pct.
2006	Nathan Mann	51-124	.411
2005	Nick D'Antoni	35-102	.343
2004	Zeb Cope	39-103	.379
2003	Adam Hess	68-183	.372
2002	Mike Johnson	52-139	.374
2001	Jim Moran	31-92	.337
2000	Scotty Scott	37-85	.435
1999	Jim Moran	44-106	.415
1998	Terence Jennings	47-124	.379
1997	Bobby Fitzgibbons	62-157	.395
1996	Bobby Fitzgibbons	57-131	.435
1995	Matt Verkey	49-146	.336
1994	Matt Verkey	63-164	.384
1993	Matt Verkey	50-121	.413
1992	Brendan Connor	34-78	.436
1991	Christopher Jensen	32-85	.376
1990	Jimmy Apple	32-96	.333
1989	Jimmy Apple	41-111	.369
1988	Greg Burzell	75-170	.441
1987	Greg Burzell	38-84	.452

SINGLE-GAME 3-POINT FG MADE

- 9 Matt Verkey vs. George Mason (2/27/95)
- 8 Matt Verkey at George Mason (1/24/96)
- 8 Greg Burzell at Richmond (2/27/88)
- 4 Adam Hess at Hampton (2/3/03)
- 7 Greg Burzell vs. George Mason (3/6/88)
- 7 Greg Burzell at Stanford (12/4/87)
- 6 Nick D'Antoni at James Madison (1/28/04)
- 6 Nick D'Antoni at The Citadel (11/26/01)
- 6 Bobby Fitzgibbons at JMU (2/19/97)
- 6 Bobby Fitzgibbons vs. Richmond (2/3/96)
- 6 Matt Verkey vs. VMI (1/17/96)
- 6 Matt Verkey at James Madison (1/6/96)
- 6 Matt Verkey at Old Dominion (2/27/93)
- 6 Greg Burzell at Miami (OH) (11/30/87)

SINGLE-SEASON 3-POINT FG MADE

PLAYER	SEASON	G	3PM
1. Greg Burzell	1988	29	75
2. Adam Hess	2003	28	68
3. Randy Bracy	1998	26	65
4. Matt Verkey	1994	27	63
5. Bobby Fitzgibbons	1997	28	62
6. Adam Hess	2004	28	57
Bobby Fitzgibbons	1996	26	57
David Cox	1994	27	57
9. Matt Verkey	1996	26	56
10. Mike Johnson	2002	29	52

CAREER 3-POINT FG MADE

PLAYER	SEASONS	G	3PM
1. Matt Verkey	1993-96	106	218
2. Randy Bracy	1996-99	92	171
3. Greg Burzell	1987-89	82	150
4. Adam Hess	2002-04	75	144
5. Jim Moran	1998-01	107	141
6. David Cox	1992-95	109	137
7. Mike Johnson	2000-02	79	129
8. Jimmy Apple	1988-91	86	124
9. Bobby Fitzgibbons	1996-97	54	119
10. Nick D'Antoni	2002-05	107	104

SINGLE-GAME 3-POINT FG ATTEMPTS

- 16 Greg Burzell at Richmond (2/27/88)
- 15 Matt Verkey at George Mason (1/24/96)
- 15 Greg Burzell at Stanford (12/4/87)
- 14 Adam Hess at Radford (11/24/03)
- 14 Adam Hess at VCU (2/19/03)
- 13 Matt Verkey vs. George Mason (2/27/95)
- 12 Randy Bracy vs. George Mason (2/15/97)
- 12 Greg Burzell at Miami (OH) (11/30/87)
9. 11 Nathan Mann vs. George Mason (2/12/05)
- 11 Adam Hess vs. George Mason (2/15/03)
- 11 Jim Moran vs. East Carolina (2/24/01)
- 11 Mike Johnson at American (12/9/00)
- 11 Mike Johnson at James Madison (2/17/00)
- 11 Justin Jackette vs. American (2/25/99)
- 11 Randy Bracy at Old Dominion (2/3/98)
- 11 Bobby Fitzgibbons vs. UAB (12/28/96)
- 11 Bobby Fitzgibbons vs. GMU (2/26/96)
- 11 Matt Verkey vs. VMI (2/9/94)
- 11 Sean Duff at UNC Greensboro (12/1/92)
- 11 Jimmy Apple at East Carolina (1/20/90)
- 11 Jimmy Apple at Richmond (1/28/89)

SINGLE-SEASON 3-POINT FG ATTEMPTS

PLAYER	SEASON	G	3PA
1. Adam Hess	2004	28	189
2. Adam Hess	2003	28	183
3. Randy Bracy	1998	26	172
4. Greg Burzell	1988	29	170
5. Matt Verkey	1994	27	164
6. David Cox	1994	27	158
7. Bobby Fitzgibbons	1997	28	157
8. Calvin Baker	2006	28	156
9. Matt Verkey	1996	26	152
10. Mike Johnson	2001	28	149

CAREER 3-POINT FG ATTEMPTS

PLAYER	SEASONS	G	3PA
1. Matt Verkey	1993-96	106	583
2. Randy Bracy	1996-99	92	495
3. Adam Hess	2002-04	75	447
4. David Cox	1992-95	109	395
5. Jim Moran	1998-01	107	376
6. Mike Johnson	2000-02	79	373
7. Greg Burzell	1987-89	82	358
8. Jimmy Apple	1988-91	86	341
9. Nick D'Antoni	2002-05	107	331
10. Bobby Fitzgibbons	1996-97	54	288

SINGLE-GAME 3-POINT FG PCT.

(minimum 4 Attempts)

- 1.000 (4-4) Terence Jennings vs. ODU (2/5/97)
- .857 (6-7) Nick D'Antoni at JMU (1/28/04)
- .833 (5-6) Nathan Mann at GSU (1/14/06)
- .833 (5-6) Jim Moran vs. Elon (12/22/98)
- .833 (5-6) David Grabuloff vs. UR (2/7/98)
- .833 (5-6) Greg Burzell at ECU (1/27/88)

SINGLE-SEASON 3-POINT FG PCT.

(minimum 75 Attempts)

PLAYER	SEASONS	3PM-3PA	Pct.
1. Greg Burzell	1988	75-170	.441
2. Brendan Connor	1992	34-78	.436
3. Bobby Fitzgibbons	1996	57-131	.435
4. Jim Moran	1999	44-106	.415
5. Matt Verkey	1993	50-121	.413
6. Nathan Mann	2006	51-124	.411
7. Bobby Fitzgibbons	1997	62-157	.395
8. Matt Verkey	1994	63-164	.384
9. Jimmy Apple	1988	51-134	.381
10. Terence Jennings	1998	47-124	.379

CAREER 3-POINT FG PCT.

(minimum 200 Attempts)

PLAYER	SEASONS	3PM-3PA	Pct
1. Greg Burzell	1987-89	150-358	.419
2. Bobby Fitzgibbons	1996-97	119-288	.413
3. Jim Moran	1998-01	141-376	.375
4. Matt Verkey	1993-96	218-583	.374
5. Mit Winter	1998-01	75-205	.366
6. Brendan Connor	1990-93	88-242	.364
Jimmy Apple	1988-91	124-341	.364
8. Nathan Mann	2005-P	88-245	.359
9. David Cox	1992-95	137-395	.347
10. Mike Johnson	2000-02	129-373	.346

SINGLE-SEASON 3-POINT FG MADE PER GAME

PLAYER	SEASON	G	3PM	Avg
1. Greg Burzell	1988	29	75	2.59
2. Randy Bracy	1998	26	65	2.50
3. Adam Hess	2003	28	68	2.43
4. Matt Verkey	1994	27	63	2.33
5. Bobby Fitzgibbons	1997	28	62	2.21
6. Bobby Fitzgibbons	1996	26	57	2.19
7. Matt Verkey	1996	26	56	2.15
9. David Cox	1994	27	57	2.11
8. Adam Hess	2004	28	57	2.04
10. Matt Verkey	1993	26	50	1.92

CAREER 3-POINT FG MADE PER GAME

PLAYER	SEASON	G	3PM	Avg
1. Bobby Fitzgibbons	1996-97	54	119	2.20
2. Matt Verkey	1993-96	106	218	2.06
3. Adam Hess	2002-04	75	144	1.92
4. Randy Bracy	1996-99	92	171	1.86
5. Greg Burzell	1987-89	82	150	1.83
6. Nathan Mann	2005-P	57	88	1.54
7. Mike Johnson	2000-02	79	129	1.63
8. Jimmy Apple	1988-91	86	124	1.44
9. Jim Moran	1998-01	107	141	1.32
10. David Cox	1992-95	109	137	1.26

TEAM SINGLE-SEASON 3-POINT FG MADE

YEAR	G	3PM
1. 2000	28	188
2. 1998	27	187
3. 2002	29	185
4. 1994	27	183
5. 1999	27	180

TEAM SINGLE-SEASON 3-POINT FG ATTEMPTS


YEAR	G	3PA
1. 2002	29	579
2. 2004	28	556
3. 1999	27	548
4. 2003	28	539
5. 2000	28	537

TEAM SINGLE-SEASON 3-POINT FG PCT.

YEAR	3PM-3PA	Pct
1. 1988	148-374	.396
2. 1987	66-171	.386
3. 1996	173-470	.368
4. 1992	108-298	.362
5. 1993	159-440	.361

TEAM SINGLE-SEASON 3-POINT FG MADE PER GAME

YEAR	G	3PM	Avg
1. 1998	27	187	6.93
2. 1994	27	183	6.78
3. 2000	28	188	6.71
4. 1999	27	180	6.67
5. 1996	26	173	6.65



Kurt Small ranks sixth on the W&M career steals list with 144 swipes.

SINGLE-GAME STEALS

1. 8 Rod Musselman vs. Wash. Coll. (1/10/76)
2. 7 Randy Bracy at The Citadel (12/2/98)
- 7 Randy Bracy vs. Old Dominion (2/5/97)
4. 6 Adam Hess at George Mason (1/31/04)
- 6 Randy Bracy at American (1/13/99)
- 6 Randy Bracy vs. Stetson (11/15/97)
- 6 Jim Moran at UNCG (11/29/97)
- 6 Matt Verkey at American (1/24/94)
- 6 Scott Coval vs. Drexel (11/30/85)
- 6 Mike Strayhorn vs. Richmond (1/20/82)
- 6 Billy Barnes vs. Virginia Tech (2/12/79)

SINGLE-SEASON STEALS

PLAYER	SEASON	G	STL
1. Jim McDonough	1976	25	112
2. John Lowenhaupt	1976	28	58
3. Randy Bracy	1998	26	57
John Lowenhaupt	1978	26	57
5. Mike Strayhorn	1983	29	56
6. Bill Barnes	1981	28	55
7. Bill Barnes	1982	28	54
Bill Barnes	1980	27	54
9. Randy Bracy	1996	26	47
Scott Whitley	1980	26	47

CAREER STEALS

PLAYER	SEASONS	G	STL
1. Bill Barnes	1979-82	109	207
2. Randy Bracy	1996-99	92	175
3. John Lowenhaupt	1976-78	84	160
4. Mike Strayhorn	1980-83	103	148
5. Jim Moran	1998-01	107	145
6. Kurt Small	1992-95	108	144
7. Curtis Pride	1987-90	94	136
8. Brendan Connor	1990-93	102	128
Scott Whitley	1978-81	101	128
10. Jim McDonough	1976-77	55	125

SINGLE-SEASON STEALS AVERAGE

PLAYER	SEASON	G	STL	Avg
1. Jim McDonough	1976	25	112	4.48
2. Randy Bracy	1998	26	57	2.19
John Lowenhaupt	1978	26	57	2.19
4. John Lowenhaupt	1976	28	58	2.07
5. Bill Barnes	1980	27	54	2.00
6. Bill Barnes	1981	28	55	1.96
7. Mike Strayhorn	1983	29	56	1.93
8. Bill Barnes	1982	28	54	1.93
9. Randy Bracy	1999	18	34	1.89
10. Randy Bracy	1996	26	47	1.81
Scott Whitley	1980	26	47	1.81

CAREER STEALS AVERAGE

(minimum 50 games)

PLAYER	SEASONS	G	STL	Avg
1. Jim McDonough	1976-77	55	125	2.27
2. John Lowenhaupt	1976-78	84	160	1.90
3. Randy Bracy	1996-99	92	175	1.90
4. Bill Barnes	1979-82	109	207	1.90
5. Curtis Pride	1987-90	94	136	1.45
6. Mike Enoch	1976-78	83	120	1.45
7. Mike Strayhorn	1980-83	103	148	1.44
8. Jim Moran	1998-01	107	145	1.36
9. Kurt Small	1992-95	108	144	1.33
10. Scott Whitley	1978-81	101	128	1.27

TEAM SINGLE-SEASON STEALS


YEAR	G	STL
1. 1976	28	282
2. 1980	27	240
3. 1981	28	233
4. 1977	30	219
5. 1998	27	215
6. 1992	29	213
7. 1988	29	206
8. 2006	28	196
9. 1978	26	191
1983	29	191

TEAM SINGLE-SEASON STEALS AVERAGE

YEAR	G	STL	Avg
1. 1976	28	282	10.07
2. 1980	27	240	8.89
3. 1981	28	233	8.32
4. 1998	27	215	7.96
5. 1978	26	191	7.35
6. 1992	29	213	7.34
7. 1977	30	219	7.30
8. 1979	26	186	7.15
9. 1988	29	206	7.10
10. 2006	28	196	7.00
1993	27	189	7.00

ANNUAL STEALS LEADERS

YEAR	PLAYER	STEALS	Avg
2006	Adam Payton	45	1.61
2005	Hawley Smith	29	1.00
2004	Adam Hess	46	1.64
2003	Sherman Rivers	34	1.21
2002	Cody Carbaugh	32	1.10
Sherman Rivers	32	1.10	
2001	Jim Moran	26	0.93
Sherman Rivers	26	0.93	
2000	Jim Moran	38	1.41
1999	Jim Moran	40	1.48
Randy Bracy	34	1.89	
1998	Randy Bracy	57	2.19
1997	Randy Bracy	37	1.68
1996	Randy Bracy	47	1.81
1995	Kurt Small	44	1.63
1994	Kurt Small	33	1.22
Matt Verkey	33	1.22	
1993	Todd Cauthorn	40	1.48
1992	Brendan Connor	37	1.76
1991	Brendan Connor	31	1.15
1990	Curtis Pride	38	1.41
1989	Matt O'Reilly	33	1.18
1988	Curtis Pride	45	1.67
1987	Curtis Pride	39	1.44
1986	Scott Coval	35	1.25
1985	Kevin Richardson	30	1.07
1984	Kevin Richardson	30	1.07
1983	Mike Strayhorn	56	1.93
1982	Bill Barnes	54	1.93
1981	Bill Barnes	55	1.96
1980	Bill Barnes	54	2.00
1979	Bill Barnes	44	1.69
1978	John Lowenhaupt	57	2.19
1977	John Lowenhaupt	45	1.50
1976	Jim McDonough	112	4.48



Curtis Pride led the Tribe in steals during the 1987, 1988 and 1990 seasons.

ANNUAL BLOCKED SHOT LEADERS

YEAR	PLAYER	BLOCKS	AVG
2006	Brian Hutt	13	0.62
2005	Nate Loehrke	17	0.63
	Brian Hutt	17	0.61
	Corey Cofield	17	0.59
2004	Brian Hutt	20	0.71
2003	Adam Duggins	52	1.86
2002	Adam Duggins	17	0.59
2001	Jim Moran	25	0.89
	Adam Duggins	17	1.13
2000	Adam Duggins	53	1.89
1999	Jermaine Harmon	13	1.63
	Jim Moran	24	0.89
1998	Jermaine Harmon	29	1.07
1997	Shaka Arnold	22	0.79
1996	David Cully	84	3.36
1995	David Cully	91	3.37
1994	David Cully	71	2.73
1993	Todd Cauthorn	27	1.00
1992	Todd Cauthorn	33	1.14
	Thomas Roberts	33	1.14
1991	Thomas Roberts	29	1.07
1990	Thomas Roberts	19	0.68
1989	Ben Blocker	18	0.64
1988	Tim Trout	12	0.41
1987	Mark Boddy	9	0.35
1986	Mark Boddy	21	0.78
1985	Mark Boddy	4	0.27
1984	Herb Harris	7	0.25
1983	Brant Weidner	31	1.07
1982	Brant Weidner	24	0.86
1981	Mike Strayhorn	8	0.33
1980	Brant Weidner	15	0.56
1979	Bill Barnes	7	0.27
1978	Ted O'Gorman	21	0.81
1977	Matt Courage	20	0.67
1976	Dennis Vail	32	1.19



David Cully is W&M career, single-season and single-game record holder for blocked shots.

SINGLE-GAME BLOCKED SHOTS

- 1.10 David Cully vs. George Mason (2/26/96)
2. 9 David Cully vs. American (2/15/95)
- 9 David Cully at Richmond (1/24/95)
4. 7 David Cully vs. Richmond (2/3/96)
- 7 David Cully at VMI (1/26/95)
- 7 David Cully vs. Siena (1/7/95)
- 7 David Cully vs. Navy (1/4/94)
8. 6 David Cully at Richmond (1/10/96)
- 6 David Cully at Old Dominion (2/25/95)
- 6 David Cully vs VMI (2/9/94)

SINGLE-SEASON BLOCKED SHOTS

PLAYER	SEASON	G	BLK
1. David Cully	1995	27	91
2. David Cully	1996	25	84
3. David Cully	1994	26	71
4. Adam Duggins	2000	28	53
5. Adam Duggins	2003	28	52
6. Todd Cauthorn	1992	29	33
Thomas Roberts	1992	29	33
8. Dennis Vail	1976	27	32
9. Carl Parker	1996	26	31
Brant Weidner	1983	29	31

CAREER BLOCKED SHOTS

PLAYER	SEASONS	G	BLK
1. David Cully	1993-96	93	248
2. Adam Duggins	2000-03	100	139
3. Thomas Roberts	1990-93	111	107
4. Carl Parker	1993-96	107	95
5. Todd Cauthorn	1990-93	105	93
6. Jim Moran	1998-01	107	88
7. Brant Weidner	1980-83	111	76
8. Ben Blocker	1989-92	105	60
9. Jermaine Harmon	1996-99	79	56
10. Randy Bracy	1996-99	92	54

SINGLE-SEASON BLOCKED SHOT AVERAGE

PLAYER	SEASON	G	BLK	AVG
1. David Cully	1995	27	91	3.37
2. David Cully	1996	25	84	3.36
3. David Cully	1994	26	71	2.73
4. Adam Duggins	2000	28	53	1.89
5. Adam Duggins	2003	28	52	1.86
6. Jermaine Harmon	1999	8	13	1.63
7. Carl Parker	1996	26	31	1.19
8. Dennis Vail	1976	27	32	1.19
9. Todd Cauthorn	1992	29	33	1.14
9. Thomas Roberts	1992	29	33	1.14

CAREER BLOCKED SHOT AVERAGE

(minimum 50 games)

PLAYER	SEASONS	G	BLK	AVG
1. David Cully	1993-96	93	248	2.67
2. Adam Duggins	2000-03	100	139	1.39
3. Thomas Roberts	1990-93	111	107	0.96
4. Carl Parker	1993-96	107	95	0.89
5. Todd Cauthorn	1990-93	105	93	0.89
6. Jim Moran	1998-01	107	88	0.82
7. Jermaine Harmon	1996-99	79	56	0.71
8. Brant Weidner	1980-83	111	76	0.68
9. David Grabuloff	1996-98	76	51	0.67
10. Brian Hutt	2004-06	76	50	0.65



Adam Duggins led the Tribe in blocked shots during all four of his seasons at the College.

TEAM SINGLE-SEASON BLOCKED SHOTS

YEAR	G	BLK	
1. 1996	26	164	
2. 1995	27	153	
3. 1994	27	129	
4. 2000	28	122	
	1998	27	122
6. 1992	29	117	
7. 1976	28	102	
8. 2001	28	99	
9. 1991	28	97	
10. 1999	27	93	

TEAM SINGLE-SEASON BLOCKED SHOT AVERAGE

YEAR	G	BLK	AVG
1. 1996	26	164	6.31
2. 1995	27	153	5.67
3. 1994	27	129	4.78
4. 1998	27	122	4.52
5. 2000	28	122	4.36
6. 1992	29	117	4.03
7. 1976	28	102	3.64
8. 2001	28	99	3.54
9. 1991	28	97	3.46
10. 1999	27	93	3.44