

# HISTORY



**JUNIOR ALEX SMITH**





TRIBE  
HOOPS

PREVIEW

STAFF

THE  
TRIBE

OPPONENTS

REVIEW

HISTORY

RECORDS

THE  
COLLEGE

MEDIA

Year	Coach	W-L	Pct
1905-06	J. Merrill Blanchard	4-1	.800
1906-07	H.W. Withers	1-4	.200
1907-08	F.M. Crawford	1-4	.200
1908-09	F.M. Crawford	7-3	.700
1909-10	F.M. Crawford	1-3	.250
1910-11	F.M. Crawford	3-1	.750
1911-12	W.J. Young	2-5	.286
1912-13	W.J. Young	8-1	.889
1913-14	D.W. Draper	3-6	.333
1914-15	D.W. Draper	5-8	.385
1915-16	D.W. Draper	7-4	.636
1916-17	S.H. Hubbard	4-9	.308
1917-18	H.K. Young	6-11	.353
1918-19	V.M. Geddy	3-6	.333
1919-20	James G. Driver	5-7	.417
1920-21	James G. Driver	8-3	.727
1921-22	James G. Driver	10-2	.833
1922-23	James G. Driver	8-4	.667
1923-24	J. Wilder Tasker	7-13	.350
1924-25	J. Wilder Tasker	11-6	.647
1925-26	J. Wilder Tasker	9-8	.529
1926-27	J. Wilder Tasker	7-8	.467
1927-28	J. Wilder Tasker	16-4	.800
1928-29	L. Tucker Jones	9-11	.450
1929-30	John Kellison	16-6	.727
1930-31	John Kellison	13-4	.765
1931-32	John Kellison	13-6	.684
1932-33	John Kellison	13-5	.722
1933-34	John Kellison	4-9	.308
1934-35	Tom Dowler	10-5	.667
1935-36	Tom Dowler	11-6	.647

### Southern Conference

Year	Coach	Overall		Conference		
		W-L	Pct	W-L	Pct.	Place
1936-37	Tom Dowler	0-18	.000	0-13	.000	16th
1937-38	John Kellison	2-10	.167	0-8	.000	15th
1938-39	John Kellison	9-12	.429	4-9	.308	12th
1939-40	Dwight Steussey	13-10	.565	6-5	.545	8th
1940-41	Dwight Steussey	15-10	.600	8-3	.727	2nd
1941-42	Dwight Steussey	15-9	.625	8-4	.667	5th
1942-43	Dwight Steussey	11-10	.524	6-4	.600	6th
1943-44	Rube McCray	10-11	.476	1-3	.250	10th
1944-45	Rube McCray	7-10	.412	3-4	.429	7th
1945-46	S.B. Holt	10-10	.500	5-5	.500	6th
1946-47	Richard F. Gallagher	14-12	.538	6-6	.500	9th
1947-48	Bernard E. Wilson	13-10	.565	8-7	.533	8th
1948-49	Bernard E. Wilson	24-10	.706	10-3	.769	2nd
1949-50	Bernard E. Wilson	23-9	.719	12-4	.750	2nd
1950-51	Bernard E. Wilson	20-11	.645	13-6	.684	4th
1951-52	H. Lester Hooker	15-13	.536	10-6	.625	8th
1952-53	Boydston H. Baird	10-13	.435	6-13	.316	12th
1953-54	Boydston H. Baird	9-14	.391	6-5	.545	5th
1954-55	Boydston H. Baird	11-14	.440	7-5	.583	6th
1955-56	Boydston H. Baird	12-14	.462	9-7	.563	5th
1956-57	Boydston H. Baird	9-18	.333	7-11	.389	6th
1957-58	William B. Chambers	15-14	.517	9-9	.500	5th
1958-59	William B. Chambers	13-11	.542	7-7	.500	4th
1959-60	William B. Chambers	15-11	.577	10-5	.667	3rd
1960-61	William B. Chambers	14-10	.583	9-6	.600	4th
1961-62	William B. Chambers	7-17	.292	5-11	.313	8th
1962-63	William B. Chambers	15-9	.625	10-5	.667	3rd
1963-64	William B. Chambers	9-13	.409	5-9	.357	7th
1964-65	William B. Chambers	12-13	.480	6-8	.429	6th
1965-66	William B. Chambers	13-12	.520	8-3	.727	3rd
1966-67	Warren Mitchell	14-11	.560	8-5	.615	3rd
1967-68	Warren Mitchell	6-18	.250	4-10	.286	8th
1968-69	Warren Mitchell	6-20	.231	3-8	.273	7th
1969-70	Warren Mitchell	11-16	.407	5-7	.417	5th
1970-71	Warren Mitchell	11-16	.408	7-3	.700	2nd
1971-72	Warren Mitchell	10-17	.370	6-4	.600	3rd
1972-73	Ed Ashnault	10-17	.370	5-6	.455	5th
1973-74	Ed Ashnault	9-18	.333	5-6	.455	5th

1974-75	George Balanis	16-12	.571	6-5	.545	3rd
1975-76	George Balanis	15-13	.536	8-3	.727	2nd
1976-77	George Balanis	16-14	.533	7-4	.636	4th
<b>Totals</b>	<b>41 seasons</b>	<b>489-530</b>	<b>.480</b>	<b>268-255</b>	<b>.512</b>	

### ECAC South

Year	Coach	Overall		Conference		
		W-L	Pct	W-L	Pct.	Place
1977-78	Bruce Parkhill	16-10	.615			
1978-79	Bruce Parkhill	9-17	.346			
1979-80	Bruce Parkhill	12-15	.444			
1980-81	Bruce Parkhill	16-12	.571			
1981-82	Bruce Parkhill	16-12	.571			
1982-83	Bruce Parkhill	20-9	.690	9-0	1.000	1st
1983-84	Barry Parkhill	14-14	.500	6-4	.500	2nd
1984-85	Barry Parkhill	16-12	.571	9-5	.643	4th
<b>Totals</b>	<b>Eight seasons</b>	<b>119-101</b>	<b>.541</b>	<b>24-9</b>	<b>.727</b>	

### Colonial Athletic Association

Year	Coach	Overall		Conference		
		W-L	Pct	W-L	Pct.	Place
1985-86	Barry Parkhill	8-20	.286	3-11	.214	6th
1986-87	Barry Parkhill	5-22	.185	2-12	.143	8th
1987-88	Chuck Swenson	10-19	.345	5-9	.357	6th
1988-89	Chuck Swenson	5-23	.179	3-11	.214	7th
1989-90	Chuck Swenson	6-22	.214	2-12	.143	8th
1990-91	Chuck Swenson	13-15	.464	6-8	.429	5th
1991-92	Chuck Swenson	10-19	.345	3-11	.214	7th
1992-93	Chuck Swenson	14-13	.519	6-8	.429	4th
1993-94	Chuck Swenson	4-23	.148	2-12	.143	8th
1994-95	Charlie Woollum	8-19	.296	6-8	.429	6th
1995-96	Charlie Woollum	10-16	.385	6-10	.375	6th
1996-97	Charlie Woollum	12-16	.429	8-8	.500	5th
1997-98	Charlie Woollum	20-7	.741	13-3	.813	1st
1998-99	Charlie Woollum	8-19	.296	3-13	.188	8th
1999-00	Charlie Woollum	11-17	.393	6-10	.375	6th
2000-01	Rick Boyages	11-17	.393	7-9	.438	5th
2001-02	Rick Boyages	10-19	.345	7-11	.389	6th
2002-03	Rick Boyages	12-16	.429	7-11	.389	8th
2003-04	Tony Shaver	7-21	.250	4-14	.222	8th
2004-05	Tony Shaver	8-21	.276	3-15	.167	8th
2005-06	Tony Shaver	8-20	.286	3-15	.167	T10th
2006-07	Tony Shaver	15-15	.500	8-10	.444	T7th
<b>Totals</b>	<b>22 seasons</b>	<b>215-399</b>	<b>.350</b>	<b>113-231</b>	<b>.328</b>	

<b>No Conference</b>	225-173	.565			
<b>Southern Conference</b>	489-530	.480	268-255	.512	
<b>ECAC South</b>	119-101	.541	24-9	.727	
<b>CAA</b>	215-399	.350	113-231	.328	
<b>Totals</b>	1048-1203	.466	405-495	.450	

### All-Time Coaching Records

Coach	Record	Pct.	Coach	Record	Pct.
J. Merrill Blanchard	4-1	.800	S.B. Holt	10-10	.500
H.W. Withers	4-1	.800	Richard F. Gallagher	14-12	.538
F.M. Crawford	12-11	.522	Bernard E. Wilson	80-40	.667
W.J. Young	10-6	.625	H. Lester Hooker	15-13	.536
D.W. Draper	15-18	.454	Boydston H. Baird	51-73	.411
S.H. Hubbard	4-9	.307	Bill Chambers	113-110	.507
H.K. Young	6-11	.352	Warren Mitchell	58-98	.372
V.M. Geddy	3-6	.333	Ed Ashnault	19-35	.352
James G. Driver	31-17	.646	George Balanis	47-39	.546
J. Wilder Tasker	49-44	.527	Bruce Parkhill	89-75	.543
L. Tucker Jones	9-11	.450	Barry Parkhill	43-68	.387
John Kellison	70-52	.574	Chuck Swenson	62-134	.316
Tom Dowler	21-29	.420	Charlie Woollum	69-84	.423
Dwight Steussey	53-40	.570	Rick Boyages	33-52	.388
Rube McCray	16-22	.421	Tony Shaver	38-77	.330



## HONORS

### NCAA RECORDS

#### REBOUNDS (INDIVIDUAL, SINGLE GAME)

51 Bill Chambers vs. Virginia (2/14/53)

### PLAYER AWARDS

#### U.S. Basketball Writers Association

##### MOST COURAGEOUS AWARD

1978 John Kratzer

#### ALL-AMERICA

1949 Chet Giermak  
(Helms Athletic Foundation)  
1950 Chet Giermak (NABC-2)  
1953 Bill Chambers  
(Helms Athletic Foundation)  
1955 Johnny Mahoney  
(Helms Athletic Foundation-3)  
1961 Jeff Cohen  
(Helms Athletic Foundation)  
1981 Mike Strayhorn (HM)

#### ACADEMIC ALL-AMERICA


1950 Chet Giermak  
1983 Keith Cieplicki (3)  
1984 Keith Cieplicki (3)  
1985 Keith Cieplicki (1)  
2003 Adam Hess (2)  
2004 Adam Hess (1)

#### NCAA POST-GRADUATE SCHOLARSHIP

1985 Keith Cieplicki  
2004 Adam Hess

#### NABC ALL-DISTRICT

1950 Chet Giermak



Bill Chambers earned All-America honors from the Helms Athletic Foundation in 1953.

1952 Bill Chambers (HM)  
1961 Jeff Cohen (HM)  
1981 Mike Strayhorn (2)  
1983 Keith Cieplicki (2)  
1985 Keith Cieplicki (2)  
1988 Tim Trout (2)  
1998 Randy Bracy (1)  
2003 Adam Hess (1)  
2004 Adam Hess (1)

#### STATE PLAYER OF THE YEAR

1965 Martin Morris  
2003 Adam Hess (VaSID)

#### VASID ALL-STATE TEAM

2003 Adam Hess  
2004 Adam Hess

#### VASID ACADEMIC ALL-STATE

2003 Adam Hess  
2004 Adam Hess (HM)

#### SOUTHERN CONFERENCE

##### ATHLETE OF THE YEAR


1961 Jeff Cohen

#### SOUTHERN CONFERENCE MEN'S BASKETBALL PLAYER OF THE YEAR

1961 Jeff Cohen  
1971 Tom Jasper

#### ALL-SOUTHERN CONFERENCE

1947 Chet Giermak (2)  
1949 Chet Giermak (1)  
1950 Chet Giermak (1)  
1951 Perry Lewis (2)  
Ed McMillan (2)  
1952 Bill Chambers (2)  
1953 Bill Chambers (2)  
1958 Roy Lange (1)  
1959 Roy Lange (1)  
Jeff Cohen (2)  
1960 Jeff Cohen (1)  
Bev Vaughan (2)  
1961 Jeff Cohen (1)  
1963 Roger Bergey (2)  
1964 Dave Hunter (2)  
1966 Ben Pomeroy (1)  
1967 Ben Pomeroy (1)  
Ron Panneton (2)  
1968 Bob Sherwood (1)  
1970 Bob Sherwood (2)  
1971 Tom Jasper (1)  
Steve Dodge (2)  
1972 Jeff Trammell (2)  
1973 Mike Arizin (2)  
1974 Mike Arizin (2)  
1975 Ron Satterthwaite (1)



Ben Pomeroy was a two-time First-Team All-Southern Conference selection.

1976 John Lowenhaupt (1)  
Ron Satterthwaite (2)  
1977 John Lowenhaupt (2)

#### SOUTHERN CONFERENCE TOURNAMENT MVP

1948 Jere Bunting  
1949 Chet Giermak

#### SOUTHERN CONFERENCE ALL-TOURNAMENT TEAM

1942 Glenn Knox (1)  
Al Vandeweghe (1)  
1945 Stan Magdziak (2)  
1948 Jere Bunting (1)  
1949 Chet Giermak (1)  
1950 Ed McMillan (1)  
1951 Ed McMillan (1)  
1952 Bill Chambers (2)  
1958 Jeff Cohen (1)  
Roy Lange (1)  
1959 Jeff Cohen (1)  
Roy Lange (1)  
1960 Jeff Cohen (1)  
1961 Jeff Cohen (1)  
Roger Bergey (2)  
1963 Bob Harris (2)  
1965 Martin Morris (1)  
Walter Wenk (1)  
Ben Pomeroy (2)  
1966 Tim Walter (2)  
1967 Ron Panneton (2)  
1970 Bob Sherwood (2)  
1971 Tom Jasper (1)  
1972 Jeff Trammell (1)  
Jerry Fisher (2)

TRIBE  
HOOPS

PREVIEW

STAFF

THE  
TRIBE

OPPONENTS

REVIEW

HISTORY

RECORDS

THE  
COLLEGE

MEDIA



TRIBE  
HOOPS

PREVIEW

STAFF

THE  
TRIBE

OPPONENTS


REVIEW

HISTORY

RECORDS

THE  
COLLEGE

MEDIA



Thomas Roberts was a three-time Second-Team All-CAA selection.

- 1973 Tom Pfungst (1)  
Mike Arizin (2)
- 1974 Mike Arizin (1)
- 1975 John Lowenhaupt (1)  
Ron Satterthwaite (1)
- 1976 Ron Satterthwaite (1)

### SOUTHERN CONFERENCE PLAYER OF THE WEEK

- 1970 Bob Sherwood (wk 2)
- 1971 Tom Jasper (wk 6)
- 1973 Matt Courage (wk 2)  
Mike Arizin (wk 9)
- 1974 Mike Arizin (wk 2)
- 1975 John Lowenhaupt (wk 11)
- 1976 Ron Satterthwaite (wk 1)  
Ron Satterthwaite (wk 9)  
John Lowenhaupt (wk 10)

### ALL-ECAC SOUTH

- 1981 Mike Strayhorn (1)
- 1983 Keith Cieplicki (1)  
Brant Weidner (1)
- 1984 Keith Cieplicki (1)
- 1985 Keith Cieplicki (1)

### ECAC SOUTH ALL-TOURNAMENT TEAM

- 1983 Keith Cieplicki  
Kevin Richardson
- 1985 Keith Cieplicki

### ECAC SOUTH ALL-STAR TEAM

- 1981 Mike Strayhorn

### CAA ROOKIE OF THE YEAR

- 1990 Thomas Roberts
- 2004 Corey Cofield

### ALL-CAA

- 1988 Tim Trout (2)
- 1989 Tom Bock (2)
- 1991 Thomas Roberts (2)
- 1992 Thomas Roberts (2)
- 1993 Thomas Roberts (2)
- 1995 Kurt Small (2)
- 1996 David Cully (2)
- 1997 Bobby Fitzgibbons (2)
- 1998 Randy Bracy (1)  
Terence Jennings (2)
- 2000 Jim Moran (2)
- 2001 Jim Moran (2)
- 2002 Mike Johnson (2)
- 2003 Adam Hess (1)
- 2004 Adam Hess (1)  
Corey Cofield (3)
- 2005 Corey Cofield (3)
- 2007 Adam Payton (3)

### CAA ALL-ROOKIE TEAM

- 1987 Curtis Pride
- 1988 Jimmy Apple
- 1989 Scott Smith
- 1990 Thomas Roberts
- 1991 Chris Jensen
- 1992 Kurt Small
- 1996 Randy Bracy
- 1998 Jim Moran  
Bill Phillips
- 2000 Adam Duggins
- 2002 Nick D'Antoni
- 2003 Jack Jenkins
- 2004 Corey Cofield
- 2005 **Laimis Kisielius**
- 2006 Calvin Baker
- 2007 **David Schneider**

### CAA ALL-DEFENSIVE TEAM

- 1988 Curtis Pride
- 1989 Curtis Pride
- 1991 Derrick Peters
- 1992 Derrick Peters
- 1994 David Cully
- 1995 David Cully
- 1996 David Cully
- 1997 Shaka Arnold
- 1998 Terence Jennings
- 2000 Jim Moran

### CAA ALL-TOURNAMENT TEAM

- 1988 Tim Trout
- 1997 Randy Bracy

### CAA MALE SCHOLAR- ATHLETE OF THE YEAR

- 2004 Adam Hess

### CAA MEN'S BASKETBALL SCHOLAR- ATHLETE OF THE YEAR

- 2003 Adam Hess
- 2004 Adam Hess

### CAA ALL-ACADEMIC TEAM

- 1988 Tim Trout
- 1989 Matt O'Reilly
- 1990 Matt O'Reilly
- 2002 Adam Hess
- 2003 Adam Duggins  
Adam Hess
- 2004 Nick D'Antoni  
Adam Hess
- 2005 Nick D'Antoni
- 2006 Hawley Smith
- 2007 Adam Trumbower (1)  
**Laimis Kisielius (2)**  
**Kyle Carrabine (2)**

### COACH AWARDS NABC DISTRICT COACH OF THE YEAR


- 1983 Bruce Parkhill
- 1998 Charlie Woollum

### ECAC SOUTH COACH OF THE YEAR

- 1983 Bruce Parkhill

### CAA COACH OF THE YEAR

- 1983 Bruce Parkhill
- 1998 Charlie Woollum



Adam Hess was the CAA Scholar-Athlete of the Year in 2004.



## CURRENT W&M PROS

### TODD CAUTHORN

**SHEFFIELD SHARKS (ENGLAND)**

**At W&M 1990-93**

- Came out of his two-year retirement to join the Sharks of the British Basketball League (England's top division) as both a player and assistant coach
- In 2002-03, he led the Chester Jets to the BBL championship and was named the team's most valuable player.
- Previously played for the Sharks from 1994 through 2000 and for the 2001-02 season.
- Has also played for ABC Graz in Austria in 1993-94 and in Belgium with Bree in 2000-01.
- In total, has played 11 years in professional basketball in Europe.
- Ended his W&M career with 780 points and 507 rebounds and had a .527 career field goal percentage, sixth-best in school history.

### ADAM HESS

**ROANNE (FRANCE)**

**At W&M 2002-04**

- Signed with Roanne in July of 2007 after playing with the Phoenix Suns in the Las Vegas Summer League for the second straight year.
- Played in the German Bundesliga with Artland in 2006-07 and earned Second-Team All-Bundesliga honors while ranking fourth in the league in scoring
- Named an all-star each of the last three seasons in Germany and the Czech Republic
- Played two seasons with BK ECM Nymburk in the NBL, the top division in the Czech Republic, helping the team to back-to-back league championships.
- In 2005-06, was named to the Czech league's All-Imports list as well as second-team all-league after ranking fourth in the NBL in the value index ratings.
- Participated in the NBL All-Star game each of his two seasons with Nymburk and won the NBL three-point shooting competition in 2004.
- First-Team Academic All-American at W&M, was twice voted to the CAA first team and became the first Tribe player to lead the league in scoring with 20.3 points per game in 2003-04. Ended his W&M career ranked sixth in school history with an average of 17.9 points per game.

### SHERMAN RIVERS

**BK SADSKA (CZECH REPUBLIC)**

**At W&M 2000-03**

- Signed in September 2005 with Sadska, in the NBL (top division) in the Czech Republic and spent the last two seasons with the team.
- Averaged 13.8 points and 2.8 rebounds per game in his first season with BK Sadska in 2005-06 and averaged 12.2 points, 4.0 rebounds and 2.1 assists for BK Sadska in 2006-07.
- Ended his college career with 925 points, 400 rebounds and 272 assists, playing in all 113 of W&M's games during his time on campus.



**JIM MORAN**



**ADAM HESS**



**ZEB COPE**

### JIM MORAN

**GRAN CANARIA GRUPO DUNAS (SPAIN)**

**At W&M 1998-01**

- Helped Gran Canaria reach the ACB (top division) playoffs and finish the year sixth in the regular season with a 21-13 record.
- Gran Canaria lost its opening round play-off series in five-games (3-2) to DKV Joventut.
- Helped Gran Canaria to a third-place (3-3) finish in Group B of the FIBA EuroCup in 2005-06.
- Entering his eighth season with the team, played in all 34 regular season games last year, averaging 7.6 points while shooting 35 percent from three-point range to go along with 2.7 rebounds per game.
- Ended his college career with 1,324 points, 13th in Tribe history, and ranks sixth at W&M with 141 career three-point field goals.

### ZEB COPE

**ORLEANS (FRANCE)**

**At W&M 2001-04**

- Beginning his second season with Entente Orleans 45 of the French Pro A League.
- Averaged 10 points and five rebounds per game in helping Orleans to an 18-16 record.
- Helped Boncourt from the top division in Switzerland advance to the finals of the LNA Championship in 2005-06, after the team claimed the Swiss regular season crown with an 18-4 record.
- Ranked fifth in the LNA with 9.8 rebounds per game.
- Helped BC Boncourt advance to the semifinals of the LNA (top division) championship in 2004-05 after the team finished third in the regular season with a 17-4 record.
- Named one of his team's two co-captains for the 2005-06 season.
- Averaged 12.0 points and 6.0 rebounds per game as a senior at W&M, shooting .379 from the three-point line, the 11th-best single-season mark in school history.

### ADAM PAYTON

**BC BONCOURT (SWITZERLAND)**

**At W&M 2004-07**

- Entering his first professional season with BC Boncourt in the LNA (top division) in Switzerland after signing with the squad in August of 2007.
- Garnered Third-Team All-CAA honors as a senior with W&M in 2007.
- Led the Tribe in scoring and rebounds as a senior with 13.8 points and 4.0 rebounds per game.
- Finished his W&M career averaging 10.5 points and 3.3 rebounds per game over two seasons, while shooting 47.8 percent from the field.
- His 1.6 career steals per game average ranks fifth all-time on the W&M career list.

TRIBE  
HOOPS

PREVIEW

STAFF

THE  
TRIBE

OPPONENTS

REVIEW

HISTORY

RECORDS

THE  
COLLEGE

MEDIA



# TRIBE BASKETBALL

## RETIRED JERSEYS / NBA DRAFT PICKS

TRIBE  
HOOPS

PREVIEW

STAFF

THE  
TRIBE

OPPONENTS

REVIEW

HISTORY

RECORDS

THE  
COLLEGE

MEDIA

### RETIRED JERSEYS



#42 John Lowenhaupt - 1,866 points



#52 Jeff Cohen - 2,003 points



#32 Bill Chambers  
1,456 points




#32 Chet Giermak  
2,052 points




#14 Keith Cieplicki  
1,812 points

### W&M NBA DRAFT PICKS



Scott Whitley  
1978-81

- 1985 Keith Cieplicki, by Los Angeles Lakers  
22nd pick of the seventh round (161st overall)
- 1983 Brant Weidner, by San Antonio Spurs  
20th pick of the fourth round (90th overall)
- 1981 Scott Whitley, by Indiana Pacers  
12th pick of the ninth round (195th overall)
- 1961 Jeff Cohen, by Chicago Packers  
14th pick of the second round (23rd overall)
- 1959 Don Lange, by Boston Celtics  
Eighth pick of the fifth round (38th overall)
- 1955 John Mahoney, by Boston Celtics  
Boston's eighth pick
- 1953 Bill Chambers, by Minneapolis Lakers  
Minneapolis' 11th pick
- 1950 Chet Giermak, by Rochester Royals  
Rochester's fourth pick



Brant Weidner  
1979-82



## 1,000 POINT SCORERS

### 1. CHET GIERMAK - 2,052 POINTS

Year	G-GS	FG-A	Pct	3FG-A	Pct	FTA	Pct	Pts-Avg
1947	23	120-NA	NA			32-NA	NA	272-11.8
1948	23	168-448	.375			58-122	.475	394-17.1
1949	34	301-673	.447			138-199	.693	740-21.8
1950	31	258-630	.410			130-196	.663	646-20.8
Career	111	847-NA	NA			358-NA	NA	2052-18.5

### 2. JEFF COHEN - 2,003 POINTS

Year	G-GS	FG-A	Pct	3FG-A	Pct	FTA	Pct	Pts-Avg
1958	29	146-341	.428			113-164	.689	405-14.0
1959	24	150-342	.439			95-142	.669	395-16.5
1960	26	230-458	.502			168-232	.724	628-24.2
1961	24	193-404	.478			189-246	.768	575-24.0
Career	103	719-1545	.465			565-784	.721	2003-19.4

### 3. JOHN LOWENHAUPT - 1,866 POINTS

Year	G-GS	FG-A	Pct	3FG-A	Pct	FTA	Pct	Pts-Avg
1975	28	167-350	.477			63-82	.768	397-14.2
1976	28	180-358	.503			131-153	.856	465-16.0
1977	30	192-374	.513			134-161	.832	518-17.3
1978	26	195-337	.579			114-132	.864	504-19.4
Career	112	734-1419	.541			360-437	.824	1812-16.0

### 4. KEITH CIEPLICKI - 1,812

Year	G-GS	FG-A	Pct	3FG-A	Pct	FTA	Pct	Pts-Avg
1982	28	144-275	.524			64-82	.780	352-12.6
1983	29	167-310	.539			131-153	.856	465-16.0
1984	28	180-343	.525			69-79	.873	429-15.3
1985	28	235-413	.569			96-123	.780	566-20.2
Career	113	726-1341	.541			360-437	.824	1812-16.0

### 5. THOMAS ROBERTS - 1,765 POINTS

Year	G-GS	FG-A	Pct	3FG-A	Pct	FTA	Pct	Pts-Avg
1990	28-27	143-321	.445	19-61	.311	87-129	.674	392-14.0
1991	27-26	172-352	.489	7-37	.189	103-161	.640	454-16.8
1992	29-27	160-363	.441	28-82	.341	101-135	.748	449-15.5
1993	27-27	162-346	.468	21-53	.396	125-183	.683	470-17.4
Career	111-107	637-1382	.461	75-233	.322	416-608	.684	1765-15.9

### 6. KURT SMALL - 1,487 POINTS

Year	G-GS	FG-A	Pct	3FG-A	Pct	FTA	Pct	Pts-Avg
1992	27-8	52-126	.413	9-31	.290	42-61	.688	155-5.7
1993	27-12	126-284	.444	23-59	.390	150-208	.721	425-15.7
1994	27-20	140-335	.418	28-82	.341	115-151	.762	423-15.7
1995	27-27	168-416	.404	26-99	.263	122-166	.735	484-17.9
Career	108-67	486-1161	.419	86-271	.317	429-593	.723	1487-13.8

### 7. BILL CHAMBERS - 1,456 POINTS

Year	G-GS	FG-A	Pct	3FG-A	Pct	FTA	Pct	Pts-Avg
1951	31	199-413	.482			134-212	.632	532-17.2
1952	28	168-368	.457			123-165	.745	459-16.4
1953	23	157-332	.473			151-197	.766	465-20.2
Career	82	524-1113	.471			408-574	.711	1456-17.8

### 8. JOHN MAHONEY - 1,446 POINTS

Year	G-GS	FG-A	Pct	3FG-A	Pct	FTA	Pct	Pts-Avg
1952	9	9-41	.220			13-22	.591	31-3.4
1953	22	103-249	.414			97-139	.698	303-13.8
1954	23	145-302	.480			166-223	.744	456-19.8
1955	24	220-474	.464			216-286	.755	656-27.3
Career	78	477-1066	.447			492-670	.734	1446-18.5

### 9. RON SATTERTHWAITE - 1,394 POINTS

Year	G-GS	FG-A	Pct	3FG-A	Pct	FTA	Pct	Pts-Avg
1974	27	103-226	.456			94-117	.803	300-11.1
1975	28	177-381	.465			119-159	.748	473-16.9
1976	22	147-303	.485			78-107	.729	372-16.9
1977	29	95-231	.411			59-97	.608	249-8.6
Career	106	522-1141	.457			350-480	.729	1394-13.2

### 10. ADAM HESS - 1,341 POINTS

Year	G-GS	FG-A	Pct	3FG-A	Pct	FTA	Pct	Pts-Avg
2002	19-16	72-191	.377	19-75	.253	46-65	.708	209-11.0
2003	28-28	191-409	.467	68-183	.372	114-135	.844	564-20.1
2004	28-28	194-461	.421	57-189	.302	123-163	.755	568-20.3
Career	75-72	457-1061	.431	144-447	.322	283-363	.780	1341-17.9

### 11. ED McMILLAN - 1,340 POINTS

Year	G-GS	FG-A	Pct	3FG-A	Pct	FTA	Pct	Pts-Avg
1948	23	89-251	.355			43-62	.694	221-9.6
1949	34	146-413	.354			65-100	.650	357-10.5
1950	32	141-404	.349			82-112	.732	364-11.4
1951	31	156-444	.351			86-121	.711	398-12.8
Career	120	532-1512	.352			276-395	.699	1340-11.2

### 12. SCOTT SMITH - 1,339 POINTS

Year	G-GS	FG-A	Pct	3FG-A	Pct	FTA	Pct	Pts-Avg
1989	23-21	98-195	.503	0-0	.000	44-73	.603	240-10.4
1990	28-27	163-302	.540	0-2	.000	83-116	.716	409-14.6
1991	27-25	149-303	.492	0-1	.000	58-100	.580	356-13.2
1992	29-24	146-317	.461	0-0	.000	42-70	.600	334-11.5
Career	107-97	556-1117	.498	0-3	.000	227-359	.632	1339-12.5

### 13. JIM MORAN - 1,324 POINTS

Year	G-GS	FG-A	Pct	3FG-A	Pct	FTA	Pct	Pts-Avg
1998	25-24	75-163	.460	19-50	.380	35-54	.648	204-8.2
1999	27-27	129-265	.487	44-106	.415	55-79	.696	357-13.2
2000	27-27	140-303	.462	47-128	.367	54-75	.720	381-14.1
2001	28-27	135-289	.467	31-92	.337	81-123	.659	382-13.6
Career	107-105	479-1020	.470	141-376	.375	225-331	.680	1324-12.4

### 14. RANDY BRACY - 1,229 POINTS

Year	G-GS	FG-A	Pct	3FG-A	Pct	FTA	Pct	Pts-Avg
1996	26-23	80-217	.369	33-95	.347	62-93	.667	255-9.9
1997	22-15	88-257	.342	39-123	.317	71-107	.664	286-13.0
1998	26-26	149-363	.410	65-172	.378	85-122	.697	448-17.2
1999	18-15	82-220	.373	34-105	.324	42-62	.677	240-13.3
Career	92-79	399-1057	.377	171-495	.345	260-384	.677	1229-13.4

### 15. MATT VERKEY - 1,209 POINTS

Year	G-GS	FG-A	Pct	3FG-A	Pct	FTA	Pct	Pts-Avg
1993	26-2	86-207	.415	50-121	.413	47-61	.770	269-10.3
1994	27-24	116-275	.422	63-164	.384	63-79	.797	358-13.3
1995	27-11	101-247	.409	49-146	.336	48-62	.774	299-11.1
1996	26-26	89-228	.390	56-152	.368	49-65	.754	283-10.9
Career	106-84	392-957	.410	218-583	.374	207-267	.775	1209-11.4

### 16. ROY LANGE - 1,192 POINTS

Year	G-GS	FG-A	Pct	3FG-A	Pct	FTA	Pct	Pts-Avg
1956	13	15-37	.405			10-21	.476	40-3.1
1957	26	70-146	.479			89-118	.754	229-8.8
1958	29	178-364	.489			227-288	.788	583-20.1
1959	30	129-276	.467			82-101	.812	340-17.0
Career	88	392-823	.476			408-528	.773	1192-13.5

### 17. BEV VAUGHAN - 1,185 POINTS

Year	G-GS	FG-A	Pct	3FG-A	Pct	FTA	Pct	Pts-Avg
1958	23	72-189	.381			105-132	.795	249-10.8
1959	22	86-223	.386			92-134	.687	264-12.0
1960	26	148-319	.464			147-199	.739	443-17.0
1961	17	78-179	.436			73-110	.664	229-13.5
Career	88	384-910	.422			417-575	.725	1185-13.5

### 18. RON PANNETON - 1,182 POINTS

Year	G-GS	FG-A	Pct	3FG-A	Pct	FTA	Pct	Pts-Avg
1966	25	105-269	.390			86-121	.711	296-11.8
1967	25	172-340	.506			172-213	.808	516-20.6
1968	23	129-294	.439			112-132	.848	370-16.2
Career	73	406-903	.450			370-466	.794	1182-16.2

### 19. MATT COURAGE - 1,164 POINTS

Year	G-GS	FG-A	Pct	3FG-A	Pct	FTA	Pct	Pts-Avg
1973	27	115-258	.446			58-83	.699	288-10.7
1974	27	82-185	.443			55-88	.658	189-7.0
1975	26	88-181	.486			58-82	.707	234-9.0



# TRIBE BASKETBALL

## W&M vs. RANKED OPPONENTS

TRIBE  
HOOPS

**1948-49**  
Feb. 5 #17 NC State L 52-66

**1949-50**  
Jan. 12 at #9 NC State L 58-72  
Feb. 7 #8 NC State W 54-50

**1950-51**  
Dec. 21 at #17 Cincinnati L 60-89  
Jan. 12 at #7 NC State L 54-61  
Feb. 3 #8 NC State W 88-78

**1951-52**  
Jan. 14 #15 Louisville L 65-93

**1952-53**  
Jan. 13 #8 NC State L 58-62  
Feb. 7 at #15 NC State L 71-101  
Feb. 19 #18 Duke (ot) W 85-82

**1953-54**  
Feb. 13 at #19 NC State L 48-65  
at #8 George Washington L 58-69  
Feb. 25 #11 Maryland L 55-74

**1954-55**  
Dec. 29 vs. #9 George Washington<sup>1</sup> L 73-87  
at #8 George Washington L 65-79  
Jan. 15 at #13 Richmond L 71-92  
Feb. 5 #12 Maryland L 62-67  
Feb. 9 #7 NC State L 99-126  
at #10 George Washington L 76-119

**1955-56**  
Jan. 3 #4 Vanderbilt (2ot) L 80-89  
Jan. 21 at #3 NC State L 71-90  
Feb. 7 at #12 North Carolina L 63-115

**1956-57**  
Jan. 1 at #12 Tennessee L 68-81  
Jan. 2 at #9 Vanderbilt L 65-80  
Jan. 8 #2 North Carolina L 61-71  
Jan. 14 at #15 West Virginia L 72-81  
Feb. 25 at #11 West Virginia L 57-80

**1957-58**  
Dec. 13 at #8 West Virginia<sup>2</sup> L 52-68  
Jan. 7 at #3 North Carolina L 63-79  
Feb. 10 at #1 West Virginia L 68-82  
March 8 vs. #2 West Virginia<sup>3</sup> L 58-74

**1959-60**  
Jan. 13 at #10 West Virginia L 76-88  
Jan. 30 #10 West Virginia<sup>4</sup> L 76-82  
Feb. 27 vs. #10 West Virginia<sup>3</sup> L 82-85

**1959-60**  
Jan. 11 at #3 West Virginia L 74-94  
Jan. 30 #4 West Virginia<sup>4</sup> W 94-86  
Feb. 26 vs. #7 West Virginia<sup>3</sup> L 83-117

**1960-61**  
March 3 vs. #8 West Virginia<sup>3</sup> W 88-76

**1962-63**  
Feb. 4 at #6 Georgia Tech L 49-50

**1963-64**  
Feb. 4 #5 Davidson<sup>4</sup> L 84-111

**1967-68**  
Dec. 15 at #8 Davidson L 75-81



The 1959-60 team and head coach Bill Chambers celebrate after upsetting fourth-ranked West Virginia, 94-86, January 30, 1960 in Norfolk. The Tribe broke the Mountaineers' 56-game Southern Conference winning streak.

PREVIEW

STAFF

THE  
TRIBE

OPPONENTS

REVIEW

HISTORY

RECORDS

THE  
COLLEGE

MEDIA

**1969-70**  
Feb. 3 at #15 Davidson L 87-93  
Feb. 27 vs. #11 Davidson<sup>5</sup> L 54-78

**1970-71**  
Dec. 29 vs. #1 UCLA<sup>6</sup> L 71-90  
Feb. 11 #6 Jacksonville L 69-100

**1971-72**  
Dec. 15 #19 Virginia L 62-82  
Dec. 18 at #14 Jacksonville L 72-83

**1973-74**  
Dec. 20 at #9 Providence L 75-105  
Feb. 2 #13 Pittsburgh L 62-68

**1975-76**  
Jan. 21 at #20 VMI L 78-84  
Feb. 11 #18 Virginia Tech L 48-50  
Feb. 25 #3 Rutgers L 90-100

**1976-77**  
Dec. 8 #11 Wake Forest (ot) L 84-90  
Dec. 23 at #8 UCLA L 55-59  
Feb. 16 #19 VMI W 86-84

**1977-78**  
Dec. 7 #2 North Carolina W 78-75  
Feb. 20 #17 Virginia L 49-62

**1978-79**  
Feb. 14 at #4 North Carolina L 60-85

**1979-80**  
Jan. 29 at #11 North Carolina L 61-71

**1980-81**  
Dec. 6 #7 Virginia L 68-88  
Jan. 3 at #9 Maryland L 64-69  
Feb. 18 #13 North Carolina L 55-81

**1981-82**  
Jan. 4 at #1 North Carolina L 40-64

**1983-84**  
Jan. 7 at #5 Maryland L 44-58  
Jan. 11 at #12 Wake Forest L 53-80

**1985-86**  
Nov. 26 #6 Duke L 61-84  
Feb. 1 • #20 Richmond L 47-67

**1986-87**  
Jan. 5 #20 Duke L 46-82  
Jan. 23 • at #18 Navy L 59-82

**1987-88**  
Jan. 4 at #9 Duke L 70-101

**1988-89**  
Jan. 11 at #1 Duke L 38-100

**1989-90**  
Jan. 22 #8 Duke L 76-109

**1991-92**  
Dec. 21 vs. #24 Charlotte<sup>7</sup> L 75-83  
Dec. 30 at #1 Duke L 61-97

**1992-93**  
Jan. 25 #15 Virginia (ot) L 84-93

**1993-94**  
Dec. 1 at #12 Virginia L 71-84

**1995-96**  
Nov. 27 at #15 Virginia L 58-87  
Dec. 2 #22 Virginia Tech L 66-71

**1996-97**  
Dec. 4 #25 Virginia L 64-75

**1999-2000**  
Jan. 2 at #9 Duke L 55-96

**2001-02**  
Dec. 27 at #6 Maryland L 75-103

**2003-04**  
Jan. 3 at #15 Pittsburgh L 55-70

**2004-05**  
Dec. 22 at #8 Kentucky L 47-92  
Jan. 2 at #4 North Carolina L 66-105

• Colonial Athletic Association game

1-UR Invitational, Richmond, VA; 2-Logan, WV; 3-Southern Conference Tournament, Richmond, VA (Richmond Arena); 4-Norfolk, VA; 5-Southern Conference Tournament, Charlotte, NC; 6-Steel Bowl, Pittsburgh, PA; 7-Kauai Classic, Kauai, HI





## W&M HALL RECORDS / KRAZE AWARD


### WILLIAM AND MARY HALL RECORDS

Points	
<b>Individual</b>	
41	Reggie Williams (VMI) vs. Cornell (12/1/06)
40	Anton Gill (East Carolina) vs. W&M (1/19/94)
36	Mit Winter (W&M) vs. JMU (2/24/01) Lamont Strothers (CNU) vs. W&M (12/22/88)
35	Mike Arizin (W&M) vs. Richmond (12/11/73) Henry Williams (Jacksonville) vs. W&M (11/27/72) Tom Jasper (W&M) vs. Georgetown (12/7/70)
<b>Team</b>	
116	W&M vs. George Mason (2/27/95)
<b>Both Teams</b>	
210	W&M (116) vs. George Mason (94) (2/27/95)
<b>Fewest Points</b>	
32	Christopher Newport vs W&M (11/30/81)
<b>Fewest Points - Both Teams</b>	
80	W&M (38) vs. Princeton (42) (1/26/77)
Field Goals	
<b>Individual</b>	
15	Henry Williams (Jacksonville) vs. W&M (11/27/72) Tom Jasper (W&M) vs. Georgetown (12/7/70)
<b>Team</b>	
43	W&M vs. George Mason (2/27/95)

Field Goal Attempts	
<b>Individual</b>	
26	Tom Jasper (W&M) vs. Georgetown (12/7/70)
<b>Team</b>	
97	George Mason vs. W&M (2/26/96)
Three-Point Field Goals	
<b>Individual</b>	
9	Matt Verkey (W&M) vs. GMU (2/27/95)
<b>Team</b>	
19	VMI vs. Cornell (12/1/06)
Three-Point Field Goal Attempts	
<b>Individual</b>	
13	Emanuel Mathis (VCU) vs. W&M (1/18/03) Matt Verkey (W&M) vs. GMU (2/27/95)
<b>Team</b>	
54	VMI vs. Cornell (12/1/06)
Free Throws	
<b>Individual</b>	
17	Mit Winter (W&M) vs. JMU (2/24/01)
<b>Team</b>	
38	Duke vs. W&M (1/22/90) W&M vs. Davidson (1/3/73)
<b>Fewest - Team</b>	
0	W&M vs. Albright (11/21/98) W&M vs. Iona (2/14/74)
Free Throw Attempts	
<b>Individual</b>	
18	Thomas Roberts (W&M) vs. GMU (1/11/92)
<b>Team</b>	
47	W&M vs. Davidson (1/3/73)

<b>Fewest - Team</b>	
0	W&M vs. Iona (2/14/74)
Rebounds	
<b>Individual</b>	
26	David Cully (W&M) vs. VMI (1/17/96)
<b>Team</b>	
67	W&M vs. Marymount (11/29/95)
Assists	
<b>Individual</b>	
15	Scott Coval (W&M) vs. GMU (2/23/85)
<b>Team</b>	
33	W&M vs. George Mason (2/27/95)
Steals	
<b>Individual</b>	
8	Rod Musselman vs. Washington College (1/10/76)
Blocks	
<b>Individual</b>	
10	David Cully (W&M) vs. GMU (2/15/95)
<b>Team</b>	
17	W&M vs. George Mason (2/26/96)
Personal Fouls	
<b>Individual</b>	
6	Josh Clark (VCU) vs. W&M (1/12/02)
<b>Team</b>	
32	Davidson vs. W&M (1/3/73)

### THE KRAZE AWARD



John Kratzer, captain of William and Mary's 1977-78 men's basketball team, received the inaugural United States Basketball Writers Association Most Courageous Athlete award. After lettering his first two years at forward, Kratzer was diagnosed with cancer and battled the disease for three more years. Throughout the ordeal, John never lost his sense of humor and continued to be the player who kept the team loose and served as an inspiration. "Kraze" attended practices and sat on the bench his senior year, playing a major role in W&M's 78-75 win over No. 2 North Carolina on December 7, 1977. Through it all, John's warmth, cheerfulness and courage touched countless people.

The "Kraze Award" is William and Mary basketball's most coveted award. Recipients over the past years include:

1993	Brendan Connor
1995	Carl Parker
1996	Carl Parker
1997	Shaka Arnold
1998	Terence Jennings
1999	Jim Moran
2000	James Haunty
2001	Brian Brown
2002	Cody Carbaugh
2003	Sherman Rivers
2004	Zeb Cope
2007	David Schneider

TRIBE  
HOOPS

PREVIEW

STAFF

THE  
TRIBE

OPPONENTS

REVIEW

HISTORY

RECORDS

THE  
COLLEGE

MEDIA



# TRIBE BASKETBALL

## RECORD VS. OPPONENTS

TRIBE  
HOOPS

PREVIEW

STAFF

THE  
TRIBE

OPPONENTS

REVIEW

HISTORY

RECORDS

THE  
COLLEGE

MEDIA

Air Force	2-0 (1,000)
Akron	2-0 (1,000)
Alabama-Birmingham	0-1 (.000)
Alaska	0-1 (.000)
Albright	2-0 (1,000)
American	11-34 (.244)
American International	1-0 (1,000)
Appalachian State	5-1 (.833)
Apprentice School	8-1 (.889)
Arizona State	0-1 (.000)
Arkansas State	1-0 (1,000)
Army	2-2 (.500)
Auburn	1-0 (1,000)
Baltimore	2-1 (.667)
Baylor	0-1 (.000)
Bluefield	1-0 (1,000)
Boston College	0-1 (.000)
Boston University	1-2 (.333)
Bowling Green	0-1 (.000)
Bradley	0-2 (.000)
Bridgewater	12-0 (1,000)
Cal State Fullerton	1-0 (1,000)
UCLA	0-2 (.000)
UC Santa Barbara	1-0 (1,000)
Campbell	6-2 (.750)
Catholic	5-3 (.625)
Centenary (NJ)	1-0 (1,000)
Central Florida	0-1 (.000)
Charleston (WV)	4-1 (.800)
Charleston Southern	2-0 (1,000)
Charlotte	0-1 (.000)
Christopher Newport	13-0 (1,000)
Cincinnati	0-6 (.000)
The Citadel	30-22 (.577)
Clemson	2-2 (.500)
Colby	1-0 (1,000)
Colorado State	1-0 (1,000)
Columbia	1-1 (.500)
Connecticut	0-1 (.000)
Cornell	1-0 (1,000)
Davidson	27-21 (.563)
<b>Delaware</b>	<b>6-13 (.316)</b>
Delaware Valley	1-0 (1,000)
Detroit	0-1 (.000)
Dickenson	1-0 (1,000)
<b>Drexel</b>	<b>3-14 (.176)</b>
Duke	3-27 (.100)
Duquesne	0-2 (.000)
East Carolina	42-37 (.532)
East Tennessee State	1-0 (1,000)
Eastern Connecticut	1-0 (1,000)
Eastern Kentucky	1-1 (.500)
Elizabethtown	1-0 (1,000)
Elon	5-0 (1,000)
Emory and Henry	5-4 (.556)
Evansville	1-1 (.500)
<b>Fairfield</b>	<b>0-2 (.000)</b>
Florida Southern	3-0 (1,000)
Fordham	1-3 (.250)
Furman	26-24 (.520)
Gallaudet	1-0 (1,000)
<b>George Mason</b>	<b>26-32 (.448)</b>
George Washington	26-37 (.413)
<b>Georgetown</b>	<b>4-5 (.444)</b>
Georgia	0-2 (.000)
<b>Georgia State</b>	<b>3-2 (.600)</b>
Georgia Tech	1-6 (.143)
Guilford	6-2 (.750)
Hampden-Sydney	54-15 (.783)
<b>Hampton</b>	<b>8-4 (.667)</b>

Hartford	1-0 (1,000)
Haverford	1-0 (1,000)
Hawaii	0-2 (.000)
High Point	1-2 (.333)
<b>Hofstra</b>	<b>2-9 (.182)</b>
Holy Cross	0-5 (.000)
<b>Houston Baptist</b>	<b>First Meeting</b>
Illinois	0-1 (.000)
Iona	1-2 (.333)
Iowa State	0-1 (.000)
Jacksonville	1-7 (.125)
Jacksonville State	1-0 (1,000)
<b>James Madison</b>	<b>30-39 (.435)</b>
John Carroll	0-1 (.000)
Johns Hopkins	1-1 (.500)
Kansas State	0-1 (.000)
Kentucky	0-1 (.000)
Lafayette	4-3 (.571)
La Salle	0-1 (.000)
Lebanon Valley	1-0 (1,000)
Lehigh	3-1 (.750)
Lenoir-Rhyne	2-0 (1,000)
Liberty	1-1 (.500)
Lock Haven	1-0 (1,000)
Longwood	2-0 (1,000)
Louisiana Tech	0-1 (.000)
Louisville	0-2 (.000)
Loyola (La.)	1-1 (.500)
Loyola (Md.)	4-5 (.444)
Lynchburg	8-1 (.889)
Maine	1-0 (1,000)
Manhattan	1-1 (.500)
Marshall	1-0 (1,000)
Maryland	8-22 (.267)
UMBC	1-1 (.500)
Marymount	2-0 (1,000)
Massachusetts	0-1 (.000)
Memphis State	0-1 (.000)
Merchant Marine Academy	0-1 (.000)
Miami (FL)	0-1 (.000)
Miami (OH)	0-4 (.000)
Millersville	1-0 (1,000)
Milligan College	1-0 (1,000)
Montana	1-0 (1,000)
<b>Montreat College</b>	<b>First Meeting</b>
Morgan State	1-0 (1,000)
Muhlenberg	1-0 (1,000)
Murray State	2-0 (1,000)
Navy	19-39 (.328)
UNLV	0-1 (.000)
New Hampshire	2-0 (1,000)
New Mexico	0-2 (.000)
New Mexico State	0-1 (.000)
New Orleans	0-1 (.000)
City College of New York	1-0 (1,000)
New York University	0-1 (.000)
Norfolk State	1-0 (1,000)
North Carolina	3-17 (.150)
UNC Greensboro	6-4 (.600)
<b>North Carolina State</b>	<b>5-22 (.185)</b>
North Carolina Wesleyan	5-0 (1,000)
<b>UNC Wilmington</b>	<b>15-34 (.306)</b>
<b>North Florida</b>	<b>1-0 (1,000)</b>
North Texas	1-0 (1,000)
Northern Iowa	0-1 (.000)
<b>Northeastern</b>	<b>1-1 (.500)</b>
Northwestern	1-1 (.500)
Notre Dame	0-1 (.000)
<b>Old Dominion</b>	<b>14-56 (.200)</b>
Oral Roberts	1-0 (1,000)

Pace	2-0 (1,000)
Pennsylvania	0-2 (.000)
Pensacola	1-0 (1,000)
Pittsburgh	5-8 (.385)
Portland	0-1 (.000)
Pratt	1-0 (1,000)
Princeton	0-3 (.000)
Providence	0-1 (.000)
Purdue	0-1 (.000)
Queens	1-0 (1,000)
Radford	2-2 (.500)
Randolph-Macon	40-22 (.645)
Rhode Island	1-1 (.500)
Rice	0-2 (.000)
<b>Richmond</b>	<b>96-97 (.497)</b>
Rider	1-0 (1,000)
Roanoke	20-8 (.714)
Robert Morris	1-0 (1,000)
Rollins	1-0 (1,000)
Rutgers	0-5 (.000)
St. Andrew's	1-0 (1,000)
St. Francis (NY)	2-0 (1,000)
St. Francis (PA)	1-1 (.500)
St. John's	1-4 (.200)
St. John's (Annapolis)	1-0 (1,000)
St. Joseph's	0-2 (.000)
St. Mary's	3-0 (1,000)
Samford	0-1 (.000)
Santa Clara	0-1 (.000)
Seton Hall	2-6 (.250)
Shenandoah	1-0 (1,000)
Siena	1-1 (.500)
South Carolina	1-3 (.250)
SMU	0-1 (.000)
Stanford	0-1 (.000)
Stetson	3-2 (.600)
Steven's Tech	2-2 (.500)
Temple	2-3 (.400)
Tennessee	2-4 (.333)
Texas	0-2 (.000)
TCU	0-1 (.000)
UTEP	0-2 (.000)
Texas Southern	1-0 (1,000)
Texas Tech	0-2 (.000)
Toledo	0-1 (.000)
<b>Towson</b>	<b>9-7 (.563)</b>
Tulsa	0-1 (.000)
Vanderbilt	0-4 (.000)
Villanova	0-5 (.000)
Virginia	29-49 (.372)
<b>Virginia Commonwealth</b>	<b>10-30 (.250)</b>
<b>Virginia Military Institute</b>	<b>76-39 (.661)</b>
Virginia Tech	41-76 (.350)
Virginia Wesleyan	6-0 (1,000)
<b>Wagner</b>	<b>3-0 (1,000)</b>
Wake Forest	11-33 (.250)
Washington College	2-0 (1,000)
Washington & Lee	27-26 (.509)
Western Maryland	1-0 (1,000)
West Virginia	9-36 (.200)
Wichita State	0-1 (.000)
Winthrop	0-2 (.000)
Wofford	1-1 (.500)
Xavier	0-2 (.000)

2007-08 Opponents in **BOLD**.



## YEAR-BY-YEAR RESULTS

William and Mary game-by-game results for every season since 1906. W&M was a member of the Southern Conference from the 1937 through 1977 seasons. From 1978 until 1985 the College's basketball team played as a member of the ECAC South. W&M has been a member of Colonial Athletic Association since the 1986 season.

• Indicates CAA game.

### 1905-06

#### Record: 4-1

Hampton Industrial	L	6-7
Hampton A.	W	14-10
Virginia (forfeit)	W	2-0
Hampton Industrial	W	21-14
Newport News YMCA	W	22-19

### 1906-07

#### Record: 1-4

Hampton A.C.	L	8-31
Newport News YMCA	L	10-18
Newport News YMCA	L	10-18
Portsmouth YMCA	L	13-49
Richmond YMCA	W	38-17

### 1907-08

#### Record: 1-4

Virginia	L	21-36
Union Theo. Sem.	L	19-26
Randolph-Macon	W	34-22
Newport News YMCA	L	19-65
at Virginia	L	8-30

### 1908-09

#### Record: 7-3

Brambleton A.C.	W	46-34
at Virginia	L	19-25
Newport News YMCA	L	26-32
Brambleton A.C.	W	26-25
Randolph-Macon	W	34-24
vs. Virginia1	L	28-32
Port Norfolk A.C.	W	85-0
Randolph-Macon	W	49-16
Newport News YMCA	W	35-21
Hampton YMCA	W	30-17

1-Richmond, VA

### 1909-10

#### Record: 1-3

at Virginia	L	16-36
Fredericksburg	W	20-17
Randolph-Macon	L	16-19
Randolph-Macon	L	28-38

### 1910-11

#### Record: 3-1

Randolph-Macon	W	25-16
Randolph-Macon	L	14-16
Hampden-Sydney	W	24-20
Hampden-Sydney	W	41-13

### 1911-12

#### Record: 2-5

Duke	L	16-53
North Carolina	L	22-30
Wake Forest	L	4-31
Fredericksburg	W	50-5
Med. Coll. of Virginia	W	41-2
Randolph-Macon	L	13-26
Randolph-Macon	L	11-42

### 1912-13

#### Record: 8-1

Richmond Howitzers	W	26-18
Richmond Howitzers	W	35-31
Richmond	W	34-15
Fredericksburg	W	23-15
Randolph-Macon	W	42-25
John Marshall A.C.	W	27-14
Hampden-Sydney	W	43-14
Randolph-Macon	L	23-33
Hampden-Sydney	W	39-23

### 1913-14

#### Record: 3-6

Lynchburg	W	42-14
Union Theo. Sem.	L	7-23
Richmond Howitzers	L	29-40

F18 Richmond	W	32-26
Hampden-Sydney	W	38-28
Randolph-Macon	L	11-23
Randolph-Macon	L	33-39
Hampden-Sydney	L	27-34
M4 at Richmond	L	15-31

### 1914-15

#### Record: 5-8

Richmond Howitzers	L	16-37
Fort Monroe 58th Co.	W	55-18
U.S.S. Utah	L	30-45
Newport News YMCA	W	28-21

Randolph-Macon	L	7-31
F13 at Richmond	L	17-22
Randolph-Macon	L	26-40
Norfolk Seminary	L	25-65
VMI	L	13-24
Staunton Military	L	16-35
Hampden-Sydney	W	40-23
M3 Richmond	W	29-27
Hampden-Sydney	W	42-35

### 1915-16

#### Record: 7-4

Union Theo. Sem.	L	35-38
Richmond Howitzers	W	59-30
Richmond Blues	W	56-25
F9 Richmond	W	38-33
F16 at Richmond	W	33-22
Randolph-Macon	W	24-22
Hampden-Sydney	W	41-30
Randolph-Macon	L	23-31
Hampden-Sydney	W	25-15
Delaware	L	33-37
VMI	L	18-45

### 1916-17

#### Record: 4-9

Union Theo. Sem.	W	30-12
Randolph-Macon	W	29-22
F7 Richmond	L	16-28
Hampden-Sydney	L	16-39
F21 at Richmond	L	17-37
Randolph-Macon	L	12-21
Fairmont A.C.	W	37-23
Hampden-Sydney	L	23-35
Parkhill A.C.	L	24-29
Lynchburg A.C.	W	45-15
Roanoke	L	8-54
Virginia Tech	L	10-39
VMI	L	20-42

### 1917-18

#### Record: 6-11

Richmond YMCA	L	32-44
Norfolk Naval Base	L	18-34
Norfolk Naval Base	L	14-39
Newport News YMCA	W	51-29
Newport News YMCA	W	51-17
Parkview A.C.	L	19-35
Randolph-Macon	L	14-37
Lynchburg A.C.	L	20-53
VMI	L	24-53
Washington & Lee	L	25-27
Virginia Christian A.C.	W	34-17
Richmond YMCA	L	21-63
F13 Richmond	W	34-25
Hampden-Sydney	W	27-13
Randolph-Macon	W	37-22
Hampden-Sydney	L	15-27
F27 at Richmond	L	30-46

### 1918-19

#### Record: 3-6

Randolph-Macon	L	12-35
F8 at Richmond	W	33-17
Hampden-Sydney	W	18-17
F15 Richmond	W	20-19
Randolph-Macon	L	22-40
Hampden-Sydney	L	17-33
VMI	L	6-66
Washington & Lee	L	9-67
Roanoke	L	6-87

### 1919-20

#### Record: 5-7

Med. Coll. of Virginia	L	13-35
Randolph-Macon	L	38-50

F11 at Richmond	W	22-20
Hampden-Sydney	L	16-24
Hampden-Sydney	W	32-23
F21 Richmond (ot)	L	39-42
Randolph-Macon	L	14-41
Church Hill A.C.	L	24-49
Med. Coll. of Virginia	L	19-52
Union Theo. Sem.	W	28-27
Fort Monroe	W	37-27
Union Theo. Sem.	W	47-20

### 1920-21

#### Record: 8-3

at Hampton Legion	W	41-22
at Geo. Washington	L	32-40
at Virginia	L	15-46
Parkview A.C. Ports.	L	23-34
at New. News YMCA	W	25-18
Randolph-Macon	W	53-26
Camp Eustis	W	41-17
F12 Richmond	W	45-20
at Med. Coll. of VA	W	36-26
at Randolph-Macon	W	28-14
F22 at Richmond	W	38-23

### 1921-22

#### Record: 10-2

Fort Monroe	W	22-15
New. News Shipyard	W	55-16
at Geo. Washington	W	21-14
at Gallaudet	W	43-31
Bridgewater	W	38-21
at Randolph-Macon	W	43-20
at Virginia	L	20-36
Camp Eustis	W	39-14
Hampden-Sydney	W	27-12
Union Theo. Sem.	W	51-11
F4 Richmond	W	26-13
F18 at Richmond	L	20-22

### 1922-23

#### Record: 8-4

Wake Forest	L	33-38
Richmond Blues	W	24-10
at Randolph-Macon	W	29-11
at Virginia	L	19-35
J27 at Richmond	L	15-31
Fort Eustis	W	34-20
New. News Shipyard	L	34-41
Hampden-Sydney	W	43-11
George Washington	W	36-21
Lenoir-Rhyne	W	49-19
Randolph-Macon	W	39-17
F24 Richmond	W	32-22

### 1923-24

#### Record: 7-13

Fort Eustis	W	31-7
Newport News YMCA	W	29-15
Med. Coll. of Virginia	W	25-13
Randolph-Macon	W	47-15
Wake Forest	L	28-30
Union Theo. Sem.	L	24-26
Richmond Blues	L	38-43
Virginia	W	25-22
at Richmond	L	20-32
at VMI	L	20-38
at Washington & Lee	L	16-39
at Virginia Tech	L	29-30
at Roanoke	L	27-47
at Lynchburg	L	27-29
at Norfolk Naval Base	W	25-18
Wake Forest	L	30-38
at Guilford	L	31-35
at Elon	W	25-10
at Greensboro YMCA	L	30-39
North Carolina	L	16-54

### 1924-25

#### Record: 11-6

Randolph-Macon	W	38-28
Newport News YMCA	W	32-25
Virginia Boat Club	W	32-22
Richmond Blues	L	29-31
J23 at Richmond	L	33-42
Randolph-Macon	W	32-18
Med. Coll. of Virginia	W	62-22
Stephen's Tech	L	25-31
Guilford	W	31-20

F5 Duke	W	23-15
Elon	W	27-16
Wake Forest	L	24-35
F11 Duke	L	16-21
Elon	W	27-16
Guilford	W	24-20
Bridgewater	W	43-20
F25 Richmond	L	26-27

### 1925-26

#### Record: 9-8

Med. Coll. of Virginia	W	36-21
Fort Monroe	W	43-30
Union Theo. Institute	W	41-16
Wake Forest	L	19-37
J15 Richmond	L	19-30
St. John's	W	29-18
High Point	L	24-25
Stevens Tech	L	19-39
Roanoke	W	35-34
St. John's	L	21-36
Catholic	L	8-57
George Washington	L	31-39
Georgetown	W	26-25
Guilford	W	24-23
M2 Richmond	L	23-30
Randolph-Macon	W	23-17
Randolph-Macon	W	29-17

### 1926-27

#### Record: 7-8

Med. Coll. of Virginia	W	18-12
Lynchburg	L	19-22
at Washington & Lee	L	25-34
at Roanoke	L	25-32
at Randolph-Macon	W	25-20
J18 at Richmond	L	18-20
Lynchburg	W	26-18
Steven's Tech	W	30-23
Emory and Henry	L	23-34
George Washington	L	14-22
at Georgetown	L	17-40
at Catholic	L	19-65
St. John's (Annapolis)	W	36-29
Randolph-Macon	W	27-19
F26 Richmond	W	25-14

### 1927-28

#### Record: 16-4

Med. Coll. of Virginia	W	40-17
Catholic	W	24-17
Med. Coll. of Virginia	W	40-17
Catholic	L	24-36
D17 at Navy	L	20-48
Roanoke	W	35-23
Lynchburg	W	48-18
George Washington	L	33-34
J17 Richmond	W	25-22
Emory and Henry	W	23-16
Steven's Tech	W	30-29
Wake Forest	W	48-24
F4 Richmond	W	41-27
Guilford	W	28-25
Wake Forest	W	42-28
Elon	W	36-28
Guilford	L	23-33
Hampden-Sydney	W	36-26
Lynchburg	W	55-24
Brooklyn Polytech	W	50-19

### 1928-29

#### Record: 9-11

at Johns Hopkins	L	23-28
at Catholic	W	24-16
D19 at Navy	L	19-33
D20 at Maryland	L	21-30
Richmond YMCA	L	15-22
Med. Coll. of Virginia	W	26-13
Hampden-Sydney	L	24-26
Roanoke	W	24-21
J19 at Richmond	L	32-36
at Washington & Lee	L	19-47
at VMI	L	19-32
at Roanoke	L	21-25
Randolph-Macon	L	33-42
Bridgewater	W	35-19
Lynchburg	W	36-23
Emory and Henry	L	16-20
Hampden-Sydney	W	26-23

TRIBE  
HOOPS

PREVIEW

STAFF

THE  
TRIBE

OPPONENTS

REVIEW

HISTORY

RECORDS

THE  
COLLEGE

MEDIA



# TRIBE BASKETBALL

## YEAR-BY-YEAR RESULTS

TRIBE  
HOOPS

PREVIEW

STAFF

THE  
TRIBE

OPPONENTS

REVIEW

HISTORY

RECORDS

THE  
COLLEGE

MEDIA

at Med. Coll. of VA W 35-23  
 Randolph-Macon W 28-23  
 F21 Richmond W 34-30

### 1929-30

**Record: 16-6**  
 D13 at Maryland L 23-27  
 D14 at Navy L 19-30  
 D18 at Delaware W 38-22  
 at Princeton L 18-25  
 at Hampden-Sydney W 35-17  
 Randolph-Macon L 20-38  
 at Virginia W 33-17  
 J18 Richmond W 31-22  
 Med. Coll. of Virginia W 43-21  
 at Washington & Lee L 33-52  
 at VMI W 40-22  
 at Virginia Tech L 32-44  
 at Roanoke W 35-11  
 at Bridgewater W 39-13  
 Emory and Henry W 34-25  
 Bridgewater W 51-24  
 Roanoke W 53-22  
 Savage Normal W 34-23  
 F22 at Richmond W 34-22  
 at Randolph-Macon W 32-30  
 Lynchburg W 46-20  
 Hampden-Sydney W 41-22

### 1930-31

**Record: 13-4**  
 Fort Eustis W 37-27  
 D10 at Navy L 30-32  
 Emory and Henry W 40-16  
 at Virginia L 34-36  
 at Hampden-Sydney W 31-21  
 Med. Coll. of Virginia W 48-22  
 Randolph-Macon L 24-28  
 F9 Richmond W 48-38  
 at Bridgewater W 30-27  
 at Washington & Lee L 31-44  
 at Roanoke W 40-21  
 at Virginia W 29-28  
 Bridgewater W 33-25  
 F21 Richmond W 40-10  
 Roanoke W 49-25  
 Hampden-Sydney W 38-26  
 Randolph-Macon W 39-27

### 1931-32

**Record: 13-6**  
 at Virginia L 32-33  
 at NC State L 19-23  
 J9 at Duke L 20-28  
 Roanoke W 45-28  
 Lenoir-Rhyne W 52-21  
 Hampden-Sydney L 26-31  
 George Washington L 35-37  
 F6 Richmond W 31-22  
 Hampden-Sydney W 42-33  
 Bridgewater W 37-31  
 at Washington & Lee L 17-31  
 at Roanoke W 30-26  
 at VMI W 28-10  
 Emory and Henry W 26-19  
 at Randolph-Macon W 41-26  
 Lynchburg W 44-26  
 F20 at Richmond W 47-33  
 Randolph-Macon W 31-28  
 Bridgewater W 49-29

### 1932-33

**Record: 13-5**  
 D14 at Navy L 46-57  
 at St. John's L 24-25  
 Roanoke W 36-26  
 at Virginia L 35-45  
 at Hampden-Sydney W 26-23  
 at Randolph-Macon W 32-27  
 Lynchburg W 39-32  
 Guilford W 45-20  
 F4 at Richmond W 49-25  
 Georgia L 32-33  
 at Bridgewater W 47-20  
 at Washington & Lee L 36-52  
 VMI W 27-21  
 Bridgewater W 51-13  
 Emory and Henry W 32-25  
 Hampden-Sydney W 27-23

Randolph-Macon W 38-27  
 F23 Richmond W 40-37

### 1933-34

**Record: 4-9**  
 at Virginia L 27-42  
 at Georgetown L 29-40  
 Roanoke W 41-40  
 Davidson W 31-19  
 F3 at Richmond L 24-27  
 Guilford W 50-22  
 at Emory and Henry L 28-43  
 at Roanoke L 15-39  
 at Washington & Lee L 27-44  
 at VMI L 19-23  
 Emory and Henry W 18-36  
 F20 Richmond W 27-25  
 VMI L 26-32

### 1934-35

**Record: 10-5**  
 at Virginia L 21-25  
 Newport News App. W 35-11  
 Med. Coll. of Virginia W 33-20  
 at Virginia Tech L 24-30  
 at Roanoke W 43-36  
 at Washington & Lee W 38-36  
 at VMI W 27-23  
 F8 Richmond L 20-46  
 vs. Virginia1 W 45-31  
 Roanoke W 41-37  
 Virginia Tech W 42-26  
 at New. News App. W 34-31  
 VMI W 43-36  
 F26 Richmond L 39-58  
 M9 Navy L 28-46  
 1-Newport News, VA

### 1935-36

**Record: 11-6**  
 Roanoke W 44-27  
 Med. Coll. of Virginia W 58-25  
 at Virginia W 32-24  
 Hampden-Sydney W 43-35  
 at Virginia Tech W 36-28  
 at Roanoke W 41-25  
 at VMI L 37-41  
 at Washington & Lee L 20-57  
 J29 at Navy L 24-38  
 J30 at Maryland L 39-41  
 Wake Forest W 41-30  
 Virginia Tech W 42-36  
 VMI W 50-48  
 Washington & Lee W 58-56  
 F25 Richmond L 39-59  
 Virginia W 47-35  
 M2 at Richmond L 21-65

### 1936-37

**Record: 0-18**  
**SC: 0-13, 16TH PLACE**  
 at NC State L 21-49  
 at Wake Forest L 29-49  
 at Virginia L 30-33  
 at Virginia Tech L 29-36  
 at Washington & Lee L 15-64  
 at VMI L 39-42  
 at Roanoke L 39-48  
 Wake Forest L 25-61  
 Virginia Tech L 30-38  
 F4 Richmond L 22-48  
 Roanoke L 21-40  
 F9 at Maryland L 29-41  
 F10 at Navy L 21-42  
 Randolph-Macon L 27-58  
 F17 at Richmond L 21-40  
 VMI L 26-49  
 North Carolina State W 20-58  
 Virginia L 21-52

### 1937-38

**Record: 2-10**  
**SC: 0-8, 15TH PLACE**  
 at Virginia Tech L 25-29  
 at Washington & Lee L 20-42  
 at VMI L 26-29  
 Virginia Tech L 31-41  
 at Virginia W 31-27  
 F9 at Navy L 20-61

F10 at Maryland L 38-45  
 F14 at Richmond L 28-43  
 Virginia W 41-40  
 VMI L 30-35  
 Washington & Lee L 40-61  
 F26 Richmond L 42-46

### 1938-39

**Record: 9-12**  
**SC: 4-9, 12TH PLACE**  
 Davidson L 35-55  
 at NC State W 32-28  
 at Wake Forest L 35-58  
 Virginia W 48-38  
 at Washington & Lee L 42-62  
 at Virginia Tech W 46-33  
 VMI L 43-48  
 Randolph-Macon W 60-37  
 Virginia L 37-39  
 Hampden-Sydney W 64-40  
 at Langley Field W 46-38  
 Virginia Tech W 57-30  
 at Randolph-Macon W 36-25  
 F11 Richmond L 37-39  
 F13 at St. Joseph's L 43-52  
 F14 at Maryland W 57-49  
 F15 at Navy L 29-52  
 Washington & Lee L 37-46  
 Wake Forest L 42-46  
 F23 at Richmond L 31-40  
 VMI L 31-45

### 1939-40

**Record: 13-10**  
**SC: 6-5, 8TH PLACE (TIE)**  
 at Norfolk NTS L 44-46  
 Newport News App. W 50-37  
 at Randolph-Macon W 33-22  
 at Langley Field W 62-50  
 Norfolk NTS W 55-44  
 at Panser L 44-50  
 at St. Francis (NY) W 32-28  
 J6 at Seton Hall L 35-51  
 J10 at Richmond L 33-35  
 at Virginia L 31-49  
 at The Citadel W 35-36  
 J29 at Furman W 47-37  
 Virginia Tech W 38-33  
 at NC State L 29-36  
 Virginia W 29-28  
 Hampden-Sydney W 42-31  
 at Washington & Lee L 39-49  
 at Virginia Tech W 49-29  
 at VMI W 42-32  
 F19 Richmond W 43-38  
 Washington & Lee (ot) L 33-36  
 VMI W 59-36  
 F24 at Navy L 46-52

### 1940-41

**Record: 15-10**  
**SC: 8-3, 2ND PLACE (TIE)**  
 at Langley Field W 36-33  
 at New. News App. W 47-33  
 Clemson W 60-40  
 Xavier (Ohio) L 50-61  
 D20 at Miami (Ohio) L 40-43  
 at Bradley L 36-59  
 Randolph-Macon W 63-46  
 VMI W 43-35  
 at Virginia Tech W 54-51  
 at Washington & Lee L 29-35  
 Hampden-Sydney W 44-26  
 at Virginia L 32-48  
 VMI L 36-43  
 at Randolph-Macon W 43-36  
 F3 Richmond W 37-32  
 F7 Furman W 64-32  
 Virginia Tech W 52-50  
 Virginia L 40-41  
 F14 at Maryland W 58-40  
 F15 at Navy L 32-51  
 Hampden-Sydney W 47-39  
 F20 at Richmond L 41-46  
 Washington & Lee (ot) W 34-32  
 vs. Wake Forest1 W 52-34  
 vs. Duke1 L 42-57  
 1-Southern Conference Tournament, Raleigh, NC

### 1941-42

**Record: 15-9**  
**SC: 8-4, 5TH PLACE (TIE)**  
 at Langley Field W 35-31  
 Randolph-Macon W 52-28  
 D16 Maryland W 39-34  
 at Fordham L 27-59  
 at Villanova L 28-49  
 at VMI W 47-42  
 at Virginia Tech W 35-29  
 at Washington & Lee W 41-37  
 J13 at Richmond1 W 47-33  
 Virginia W 39-24  
 Newport News App. W 67-49  
 Hampden-Sydney W 65-35  
 Virginia Tech L 39-45  
 at Clemson W 54-28  
 F6 at Furman L 35-37  
 at Virginia L 30-38  
 F13 at Maryland L 32-42  
 F14 at Navy W 42-40  
 F17 Richmond W 42-29  
 Washington & Lee L 27-31  
 VMI W 33-32  
 at Hampden-Sydney L 47-49  
 vs. Geo. Washington2 W 44-33  
 at NC State3 L 53-54  
 1-Cavalier Arena; 2-Southern Conference Tournament, Raleigh, NC

### 1942-43

**Record: 11-10**  
**SC: 6-4, 6TH PLACE**  
 Randolph-Macon W 58-38  
 at New. News App. L 46-60  
 at VMI L 38-41  
 at Virginia Tech L 34-49  
 at Washington & Lee W 34-33  
 J12 Richmond W 40-27  
 Hampden-Sydney W 57-28  
 Newport News App. W 45-41  
 F2 at Richmond W 40-20  
 Hampden-Sydney W 48-38  
 George Washington W 53-51  
 Virginia Tech W 55-25  
 Norfolk NAS L 34-65  
 Fort Eustis W 50-43  
 VMI L 33-41  
 Washington & Lee W 52-42  
 F23 at Maryland L 36-51  
 F24 at Navy L 30-57  
 at Randolph-Macon L 52-54  
 Norfolk NTS L 34-62  
 vs. Geo. Washington1 L 23-49  
 1-Southern Conference Tournament, Raleigh, NC

### 1943-44

**Record: 10-11**  
**SC: 1-3, 10TH PLACE**  
 Fort Story W 44-29  
 Wilson Gen. Hosp. W 46-29  
 C. Patrick Henry W 53-37  
 Camp Peary W 100-18  
 Norfolk NTS L 35-65  
 at Norfolk NAS L 36-68  
 Midshipmen School L 45-59  
 Richmond Air Base L 40-42  
 at Camp Peary L 24-52  
 J15 at Richmond (ot) W 58-55  
 Newport News App. W 46-40  
 Fort Story W 39-36  
 Hampden-Sydney W 47-28  
 at Virginia Tech L 22-46  
 at Hampden-Sydney L 40-45  
 at Patrick Henry L 40-56  
 F18 Richmond L 42-47  
 Virginia Tech L 29-48  
 Cheatham Marines W 81-39  
 F24 vs. Duke1 L 25-68  
 at New. News App. W 55-52  
 1-Southern Conference Tournament, Raleigh, NC



## YEAR-BY-YEAR RESULTS

### 1944-45

**RECORD: 7-10**

**SC: 3-4, 7TH PLACE**

Cheatham Annex	L	31-34
Langley Air Base	L	39-47
Virginia	W	37-24
Cheatham Annex	W	53-33
Hampden-Sydney	L	39-41
North Carolina State	L	37-58
J12 Richmond	L	37-58
North Carolina State	W	43-38
VMI	W	43-24
North Carolina	L	46-80
Virginia Tech	W	41-30
Virginia	L	37-41
Hampden-Sydney	L	38-54
F17 Maryland	L	46-53
vs. The Citadel <sup>1</sup>	W	54-41
F23 vs. Duke <sup>1</sup>	L	32-59
Randolph-Macon	W	50-39
1-Southern Conference Tournament, Raleigh, NC		

### 1945-46

**RECORD: 10-10**

**SC: 5-5, 6TH PLACE**

at Camp Pickett	W	43-41
at Richmond Air Base	W	77-23
Camp Pickett	L	50-66
George Washington	W	45-39
at King's Point	L	33-51
at Fordham	W	45-37
Wake Forest	L	34-36
at Little Creek	L	39-50
J19 at Richmond	L	38-39
Little Creek	L	26-33
George Washington	L	51-65
at Wake Forest	L	51-59
F10 Richmond	W	44-40
Hampden-Sydney	W	65-38
at VMI	W	39-28
at Virginia Tech	L	45-51
F20 Maryland	W	42-36
VMI	W	60-32
Randolph-Macon	W	77-38
vs. Wake Forest <sup>1</sup>	L	31-42
1-Southern Conference Tourn., Raleigh, NC		

### 1946-47

**RECORD: 14-12**

**SC: 6-6, 9TH PLACE**

at Langley Field	W	66-34
Camp Lee	W	66-44
American	W	48-44
D18 at Navy	L	36-50
D19 at Pennsylvania	L	46-73
D20 at Seton Hall	L	33-65
at Merchant Marine	L	45-50
Wake Forest	L	33-40
Virginia	W	59-40
J11 at Richmond	W	47-45
Roanoke	W	68-32
at Virginia	L	46-52
J18 Richmond	L	34-40
Virginia Tech	W	50-41
F3 at Duke	L	45-69
F4 at NC State	L	33-45
Hampden-Sydney	W	46-40
George Washington	W	37-32
NN Air Station	W	66-37
at VMI	W	63-56
at Virginia Tech	L	52-56
Washington & Lee	L	56-61
at NN Air Station	W	55-52
VMI	W	66-32
F25 at Boston University	L	45-62
Washington & Lee	W	58-37

### 1947-48

**RECORD: 13-10**

**SC: 8-7, 8TH PLACE (TIE)**

D6 at The Citadel	W	64-41
D8 at Furman	L	50-51
Hampden-Sydney	L	36-37
Western Maryland	W	75-49
Virginia	W	51-33
Wake Forest	L	52-61
J7 Randolph-Macon	W	68-35
VMI	W	53-39

at Virginia Tech	L	41-59
at Washington & Lee	L	49-51
J17 at Richmond	W	50-47
The Citadel	W	50-34
George Washington	L	40-65
F5 Duke	L	36-45
Virginia Tech	W	46-42
North Carolina	L	61-63
at Boston University	L	61-71
at American Inter.	W	61-35
F24 Washington & Lee	W	71-47
at VMI	W	53-52
F28 Richmond	W	52-47
vs. Wake Forest <sup>1</sup>	W	61-56
vs. North Carolina St. <sup>1</sup>	L	52-73
1-Southern Conference Tournament, Durham, NC		

### 1948-49

**RECORD: 24-10**

**SC: 10-3, 2ND PLACE**

Langley Field	W	80-29
Quantico Marines	W	55-50
Norfolk NAS	W	68-46
Milligan	W	55-45
at VMI	W	77-54
Norfolk Navy Base	W	75-46
Wake Forest	W	52-47
at Rider	W	52-37
at Villanova	L	48-70
F2 at Albright	W	73-54
D23 at Seton Hall	L	55-59
Towson	W	94-31
Georgetown	W	69-58
VMI	W	75-37
J11 Baltimore	W	96-28
at Washington & Lee	W	42-39
at Virginia Tech	L	52-54
Hampden-Sydney	W	67-56
at North Carolina	L	61-69
Little Creek	W	70-26
Virginia Tech	W	62-47
F5 #17 NC State	L	52-66
F7 Furman	W	73-60
F9 Richmond	W	61-47
Roanoke	W	77-45
at Quantico Marines	L	36-42
F18 The Citadel	W	57-39
Washington & Lee	W	89-46
at Virginia	L	44-58
F26 at Richmond	W	82-53
vs. Davidson <sup>1</sup>	W	54-50
vs. Geo. Washington <sup>1</sup> (3ot)	L	74-78
M7 vs. Xavier <sup>2</sup>	L	65-82
M9 vs. LaSalle <sup>2</sup>	L	51-63
1-Southern Conference Tournament, Durham, NC; 2-Cincinnati Invitational Tournament, Cincinnati, OH		

### 1949-50

**RECORD: 23-9**

**SC: 12-4, 2ND PLACE (TIE)**

D6 at Colby	W	69-53
Pensacola	W	72-52
D10 Quantico Marines	W	72-51
Randolph-Macon	W	73-46
D16 at John Carroll	L	54-64
at Akron	W	53-49
at Bowling Green	L	58-74
D30 at Seton Hall	W	65-47
at Siena	L	50-57
at Wake Forest	W	48-34
Washington & Lee	W	80-56
J10 at Maryland	W	56-52
J12 at #9 NC State	L	58-72
Wake Forest	L	49-61
at VMI	W	68-43
Hampden-Sydney (ot)	W	70-67
J21 Maryland	W	64-56
George Washington	W	58-50
F4 at Richmond	W	50-47
F7 #8 North Carolina St.	W	54-50
Virginia Tech	W	64-50
North Carolina	L	46-52
at Washington & Lee	W	70-57
VMI	W	74-57
at Virginia Tech	L	47-60
F21 at Roanoke	W	53-50
F25 Richmond	W	81-54

vs. North Carolina <sup>1</sup>	W	50-43
M 3 at Duke <sup>1</sup>	L	50-60
Virginia	W	76-58
M17 Cincinnati <sup>2</sup>	L	44-80
Charleston (WV) <sup>2</sup>	W	68-59
1-Southern Conference Tournament, Durham, NC; 2-Cincinnati Invitational, Cincinnati, OH (Cincinnati Gardens)		

### 1950-51

**RECORD: 20-11**

**SC: 13-6, 4TH PLACE (TIE)**

D2 vs. St. John's <sup>1</sup>	L	47-63
D6 at Randolph-Macon	W	78-38
D9 Wake Forest	W	71-49
D11 at Maryland	L	41-48
D14 Hampden-Sydney	W	70-46
D16 Davidson	W	65-49
D19 at Marshall	W	56-38
D20 at Louisville	L	47-70
D21 at #17 Cincinnati	L	60-89
D22 at Charleston (WV)	W	55-54
J6 Washington & Lee	W	76-55
J8 Furman	W	65-37
J12 at #7 NC State	L	54-61
J13 at Wake Forest	L	50-72
J15 Duke	W	74-57
J17 Washington & Lee	W	73-65
J20 Richmond	W	64-46
F2 Virginia Tech	W	73-67
F3 #8 North Carolina St.	W	88-78
F6 at Duke	L	54-61
F9 at Geo. Washington (ot)	L	62-66
F10 VMI	W	87-67
F13 Virginia	W	78-48
F17 Maryland	W	55-50
F19 at Virginia Tech	L	77-82
F20 at VMI	W	76-43
F24 at Richmond	W	76-58
M1 vs. West Virginia <sup>2</sup>	W	88-67
M3 vs. Duke <sup>2</sup>	L	69-71
M6 at Georgetown	W	75-64
M7 Villanova	L	59-87
1-New York, NY (Madison Square Garden); 2-Southern Conference Tournament, Raleigh, NC (Reynolds Coliseum)		

### 1951-52

**RECORD: 15-13**

**SC: 10-6, 8TH PLACE**

at New York Univ.	L	70-85
D3 at Seton Hall	L	52-63
Randolph-Macon	W	61-45
Charleston (WV)	W	94-46
D12 at Maryland	L	53-54
VMI	W	80-53
D19 at Cincinnati	L	61-71
D20 at West Virginia	L	66-87
at Pittsburgh	L	48-63
Virginia	W	70-59
J7 Wake Forest	W	97-75
Hampden-Sydney	W	75-69
J12 at NC State	L	46-82
J14 #15 Louisville	L	65-93
at Washington & Lee	W	84-82
J19 Richmond	W	86-70
Virginia Tech	W	85-79
F5 NC State	W	70-61
F7 at Duke	L	62-68
George Washington	L	68-74
Washington & Lee	W	89-75
F16 Maryland	W	71-66
at Virginia Tech	W	86-76
F19 at VMI	W	86-71
F23 at Richmond	L	61-80
at Virginia	W	87-85
F29 Cincinnati	L	76-82
M6 vs. #10 West Virginia <sup>1</sup>	L	64-77
1-Southern Conference Tournament, Raleigh, NC (Reynolds Coliseum)		

### 1952-53

**RECORD: 10-13**

**SC: 6-13, 12TH PLACE**

D3 at Geo. Washington	L	79-90
D4 at Maryland	L	61-64
at Washington & Lee	W	87-62
D13 at Virginia	W	87-71
D17 West Virginia (ot)	L	100-101

Win.-Salem Bullets	W	82-63
at Clemson	L	71-81
J3 at Furman	L	78-85
Hampden-Sydney	W	74-65
VMI	W	88-64
J13 #8 North Carolina St.	L	58-62
J17 at Richmond	L	78-82
Virginia Tech	W	91-74
at VMI	W	88-54
F7 at #15 NC State	L	71-101
F10 vs. Wake Forest <sup>1</sup>	L	76-78
F14 Virginia	W	105-84
F17 Maryland	L	57-79
F19 #18 Duke (ot)	W	85-82
F21 Washington & Lee	W	94-73
at Virginia Tech	L	74-75
George Washington	L	63-70
F28 Richmond	L	70-76
1-Norfolk, VA		

### 1953-54

**RECORD: 9-14**

**SC: 6-5, 5TH PLACE**

at Hampden-Sydney	W	78-58
D8 at Maryland	L	54-69
at North Carolina	L	61-71
D12 at Duke	L	44-109
George Washington	L	53-65
J1 at Seton Hall	W	57-55
Clemson	L	72-75
Hampden-Sydney	W	78-65
J9 at West Virginia	W	78-76
VMI	W	71-67
J16 at Richmond	L	73-85
Virginia Tech	W	82-66
F2 at NC State	L	70-80
F6 at Washington & Lee	W	73-58
F8 at Virginia Tech	W	66-52
at VMI	L	62-81
F13 at #19 NC State	L	48-65
at #8 Geo. Wash.	L	58-69
Washington & Lee	W	68-54
F20 Wake Forest (ot)	L	56-57
F25 #11 Maryland	L	55-74
F27 at Richmond	L	63-68
M4 at West Virginia <sup>1</sup>	L	69-84
1-Southern Conference Tournament, Morgantown, WV (Mountaineer Field House)		

### 1954-55

**RECORD: 11-14**

**SC: 7-5, 6TH PLACE**

D1 North Carolina State	L	97-111
D4 at Furman	W	103-101
D6 at Tennessee	W	79-91
Hampden-Sydney	W	108-76
North Carolina	W	79-76
D17 at Seton Hall	L	89-109
D28 vs. Boston Univ. <sup>1</sup>	W	84-74
D29 vs. #9 Geo. Wash. <sup>1</sup>	L	73-87
vs. Virginia Tech <sup>1</sup>	W	82-67
J3 at Vanderbilt	L	61-86
J5 at Navy	L	56-77
Washington & Lee	W	78-73
at #8 Geo. Wash.	L	65-79
J15 at #13 Richmond	L	71-92
at Virginia Tech	W	75-69
at VMI	W	88-68
F5 #12 Maryland	L	62-67
Virginia Tech	W	105-73
F9 #7 North Carolina St.	L	99-126
F12 VMI	W	89-66
F14 at West Virginia <sup>2</sup>	L	81-95
Washington & Lee	L	67-86
at #10 George Wash.	L	76-119
F26 at Richmond	W	93-78
M3 at Richmond <sup>3</sup>	L	75-90
1-UR Invitational, Richmond, VA; 2-Parkersburg, WV; 3-Southern Conference Tournament, Richmond, VA (Richmond Arena)		

### 1955-56

**RECORD: 12-14**

**SC: 9-7, 5TH PLACE**

George Washington	L	75-81
D8 at Maryland	L	51-52
Hampden-Sydney	W	76-69
D28 vs. Rhode Island <sup>1</sup>	W	100-96
D29 at Richmond <sup>1</sup>	L	60-72

TRIBE  
HOOPS

PREVIEW

STAFF

THE  
TRIBE

OPPONENTS

REVIEW

HISTORY

RECORDS

THE  
COLLEGE

MEDIA



TRIBE  
HOOPS

D30	vs. Seton Hall <sup>1</sup>	L	55-80
J2	at Tennessee	W	93-83
J3	#4 Vanderbilt (2ot)	L	80-89
	Washington & Lee	W	79-70
J9	Furman	W	92-81
J14	at Richmond	L	53-75
	at Virginia Tech	W	66-57
	at VMI	W	81-72
J21	at #3 NC State	L	71-90
	at Davidson	W	85-75
F4	at Furman	L	85-109
	at #12 North Carolina	L	63-115
	VMI	W	89-78
F13	West Virginia <sup>2</sup>	L	90-105
	at George Washington	L	69-81
	at Washington & Lee	L	57-70
F20	Virginia Tech	W	79-74
F22	at West Virginia	L	88-97
	Davidson	W	77-67
F25	Richmond	W	79-77
M1	at Richmond <sup>3</sup>	L	62-79
	1-UR Invitational, Richmond, VA; 2-Norfolk, VA; 3-Southern Conference Tournament, Richmond, VA (Richmond Arena)		

**1956-57**  
**RECORD: 9-18**  
**SC: 7-11, 6TH PLACE**

N30	The Citadel	W	87-74
D1	Hampden-Sydney	W	98-81
D3	The Citadel	W	82-74
D6	at Washington & Lee	L	72-79
D8	George Washington	W	89-85
D11	at Furman	L	66-69
D15	at Villanova	L	73-81
D27	vs. Lafayette <sup>1</sup>	L	72-85
D28	vs. Columbia <sup>1</sup>	L	78-93
D29	vs. Davidson <sup>1</sup>	W	72-63
J1	at #12 Tennessee	L	68-81
J2	at #9 Vanderbilt	L	65-80
J5	at Davidson	W	80-67
J8	#2 North Carolina	L	61-71
J12	at Richmond	L	55-68
J14	#15 West Virginia <sup>2</sup>	L	72-81
J18	Virginia Tech	W	72-70
F2	Davidson	L	77-86
F4	Furman	L	78-80
F9	at Geo. Washington	L	77-79
F14	VMI	W	83-66
F16	at Virginia Tech	L	83-94
F18	at VMI	W	65-58
F22	Washington & Lee	L	58-80
F25	at #11 West Virginia	L	57-80
M2	Richmond	L	73-82
M7	vs. Virginia Tech <sup>1</sup>	L	56-64
	1-UR Invitational, Richmond, VA; 2-Norfolk, VA; 3-Southern Conference Tournament, Richmond, VA (Richmond Arena)		

**1957-58**  
**RECORD: 15-14**  
**SC: 9-9, 5TH PLACE**

	Virginia	W	73-69
D4	at Pennsylvania	L	70-86
	George Washington	W	71-60
	at The Citadel	L	60-75
	at The Citadel	L	63-85
D13	at #8 West Virginia <sup>1</sup>	L	52-68
	at Evansville	L	65-83
	at Murray State	W	76-66
D30	at Tennessee	L	62-84
	at #3 North Carolina	L	63-79
J11	at Richmond	W	72-66
	Davidson	W	75-61
	at George Washington	L	80-91
	Virginia Tech	L	75-87
F1	at Furman	L	73-89
	at Davidson	W	72-53
	Hampden-Sydney	W	85-59
F8	vs. Navy <sup>2</sup>	W	90-78
F10	at #1 West Virginia	L	68-82
	at VMI	W	79-61
	at Washington & Lee	W	86-84
F17	Furman	W	87-46
F21	Washington & Lee	W	88-72
	VMI	W	96-78
	at Virginia Tech	L	68-72
M1	Richmond (3ot)	L	67-79
M6	vs. Virginia Tech <sup>1</sup>	W	79-61

M7	vs. George Washington <sup>1</sup>	W	57-56
M8	vs. #2 West Virginia <sup>3</sup>	L	58-74
	1-Logan, WV; 2-Norfolk, VA; 3-Southern Conference Tournament, Richmond, VA (Richmond Arena)		

**1958-59**  
**RECORD: 13-11**  
**SC: 7-7, 4TH PLACE**

	at Virginia	L	74-85
	at Washington & Lee	W	63-60
	George Washington	W	57-52
	Hampden-Sydney	W	59-46
D15	VMI	W	82-69
	Davidson	W	72-56
	at Louisiana Tech <sup>1</sup>	L	49-63
	at North Texas	W	82-77
	at Murray State	W	64-62
J3	at Furman	L	70-78
	at Davidson	W	59-57
J10	Richmond	W	83-65
	at Charleston (WV)	L	67-75
J13	at #10 West Virginia	L	76-88
	Virginia Tech	W	59-58
J30	at #10 West Virginia	L	76-82
	at Virginia Tech	L	68-74
	at VMI	W	86-60
	at Geo. Washington	L	68-87
F9	Furman	L	70-71
	Washington & Lee	W	109-62
F21	at Richmond	L	66-71
F26	at Richmond <sup>2</sup>	W	87-69
F27	vs. #10 West Virginia <sup>2</sup>	L	82-85
	1-Gulf South Classic, Shreveport, LA; 2-Southern Conference Tournament, Richmond, VA (Richmond Arena)		

**1959-60**  
**RECORD: 15-11**  
**SC: 10-5, 3RD PLACE**

	Virginia	W	82-70
	at VMI	W	79-78
D5	at Tennessee	W	77-71
	Hampden-Sydney	W	97-83
D11	vs. Duquesne <sup>1</sup>	L	52-53
D12	vs. St. John's <sup>1</sup>	L	65-77
	Charleston (WV)	W	95-82
	at Geo. Washington	L	71-98
D28	vs. Lafayette <sup>2</sup>	L	63-81
D30	at Richmond <sup>2</sup>	L	65-71
	Davidson	W	72-64
J9	at Richmond	W	90-76
J11	at #3 West Virginia	L	74-94
J12	at Pittsburgh	L	59-75
	Virginia Tech	L	91-92
J30	#4 West Virginia <sup>3</sup>	W	94-86
	The Citadel	W	79-65
F6	Furman	W	101-68
	at Virginia Tech	L	66-82
	VMI	W	89-67
	George Washington	W	75-66
F15	at Furman	L	73-92
	at Davidson	W	73-65
F20	Richmond	W	64-42
F25	vs. Furman <sup>4</sup>	W	82-74
F26	vs. #7 West Virginia <sup>4</sup>	L	83-117
	1-Steel Bowl, Pittsburgh, PA; 2-UR Invitational, Richmond, VA; 3-Norfolk, VA; 4-Southern Conference Tournament, Richmond, VA (Richmond Arena)		

**1960-61**  
**RECORD: 14-10**  
**SC: 9-6, 4TH PLACE**

	Hampden-Sydney	W	113-75
D3	at West Virginia (ot)	L	72-74
D5	at Tennessee (ot)	L	76-83
	VMI	W	66-58
	George Washington	W	61-57
	Davidson	W	54-49
	at Virginia	W	80-50
	vs. Virginia <sup>1</sup>	W	91-75
D30	at Richmond <sup>1</sup>	L	87-101
J3	at Furman	L	56-78
	at Davidson	L	45-54
J7	at Richmond	W	63-60
	The Citadel (ot)	L	63-64
	Virginia Tech	W	74-60
J28	West Virginia <sup>2</sup>	L	69-76

F1	Furman	W	65-57
F8	at Navy	L	67-69
	George Washington	W	85-80
	at Virginia Tech	L	67-85
	at VMI	W	86-77
F25	Richmond	W	105-84
M2	vs. Furman <sup>3</sup> (3ot)	W	86-84
M3	vs. #8 West Virginia <sup>3</sup>	W	88-76
M4	vs. Geo. Washington <sup>3</sup>	L	82-93
	1-UR Invitational, Richmond, VA; 2-Norfolk, VA; 3-Southern Conference Tournament, Richmond, VA (Richmond Arena)		

**1961-62**  
**RECORD: 7-17**  
**SC: 5-11, 8TH PLACE (TIE)**

D2	at West Virginia	L	53-69
	at The Citadel	L	76-83
D6	at Georgia Tech	L	56-72
	George Washington	W	86-55
D12	Virginia	W	71-63
D15	East Carolina	W	81-60
D28	at Texas Tech	L	70-91
D29	vs. Texas <sup>1</sup>	L	71-84
J2	at Furman	L	76-77
	at Davidson	L	47-62
J6	at Richmond	L	65-73
	The Citadel	W	71-58
	Virginia Tech	L	49-63
	at VMI	L	71-74
J27	West Virginia <sup>2</sup>	L	61-70
J31	Furman	W	79-67
	Davidson	L	54-61
	at Memphis State	L	70-88
	at Loyola	L	62-77
F10	at Navy	L	59-71
	at Virginia Tech	L	65-104
F17	VMI	W	102-84
	at George Washington	L	84-92
F24	Richmond	W	54-49
	1-Lubbock, TX; 2-Norfolk, VA		

**1962-63**  
**RECORD: 15-9**  
**SC: 10-5, 3RD PLACE**

D1	at Geo. Washington	L	50-60
D4	Hampden-Sydney	W	77-64
D8	at Virginia Tech (ot)	L	71-77
D11	at Virginia	W	71-69
D14	at Pittsburgh <sup>1</sup>	L	56-66
D15	vs. Boston College <sup>1</sup>	L	53-66
D17	Furman	L	55-56
D28	vs. Lehigh <sup>2</sup>	W	73-58
D29	at Richmond <sup>2</sup>	W	76-59
J2	at Davidson (ot)	L	70-73
J3	at Furman	W	70-68
J5	at Richmond	L	55-59
J8	The Citadel	W	83-69
J10	Virginia Tech	W	78-63
J15	VMI	W	80-71
J30	Davidson	W	70-63
F2	at The Citadel	W	82-69
F4	at #6 Georgia Tech	L	49-50
F9	West Virginia <sup>3</sup>	W	75-72
F11	East Carolina	W	81-65
F15	at VMI	W	75-65
F19	George Washington	W	79-75
F23	Richmond	W	75-39
F28	vs. Virginia Tech <sup>4</sup>	L	72-74
	1-Steel Bowl, Pittsburgh, PA (Civic Arena); 2-UR Invitational, Richmond, VA; 3-Norfolk, VA; 4-Southern Conference Tournament, Richmond, VA (Richmond Arena)		

**1963-64**  
**RECORD: 9-13**  
**SC: 5-9, 7TH PLACE**

D3	Hampden-Sydney	W	81-49
D6	at VMI	W	56-51
D14	Furman	W	67-60
D18	at West Virginia	L	73-78
D20	at Arkansas State <sup>1</sup> (ot)	W	73-71
D21	vs. UTEP <sup>1</sup>	L	51-61
D27	vs. E. Kentucky <sup>2</sup> (ot)	L	55-61
D28	at E. Tennessee St <sup>2</sup>	W	69-55
J4	at Furman	W	66-60
J6	at The Citadel	L	60-63
J11	at Richmond	L	52-53
J13	East Carolina	W	64-47

J16	Virginia Tech	L	66-73
F1	The Citadel	L	67-80
F4	#5 Davidson <sup>3</sup>	L	84-111
F6	at Geo. Washington	L	77-81
F8	Virginia	L	54-56
F10	at Virginia Tech (2ot)	L	86-90
F15	at VMI	L	65-70
F19	George Washington	W	82-67
F22	Richmond	W	84-53
F27	vs. West Virginia <sup>4</sup>	L	73-85
	1-Arkansas State Tournament, Jonesboro, Ark.; 2-Watauga Invitational, Johnson City, Tenn.; 3-Norfolk, Va.; 4-Southern Conference Tournament, Charlotte, N.C. (Charlotte Coliseum)		

**1964-65**  
**RECORD: 12-13**  
**SC: 6-8, 6TH PLACE**

D1	at Virginia	L	58-72
D3	Hampden-Sydney	W	98-70
D5	East Carolina	W	86-72
D8	George Washington	W	54-44
D11	Furman (ot)	L	64-65
D14	at West Virginia	L	63-72
D17	VMI	W	66-63
D21	at Georgia Tech	L	73-91
D29	at Texas Western <sup>1</sup>	L	50-56
D30	vs. TCU <sup>1</sup>	L	71-76
J2	at Davidson <sup>2</sup>	L	57-77
J5	The Citadel	L	64-70
J9	at Geo. Washington	L	50-56
J12	Virginia Tech	L	75-89
J16	at Richmond	W	61-59
J31	at East Carolina <sup>3</sup>	W	61-58
	at Furman	W	68-64
F1	at The Citadel	W	79-70
F10	at VMI	L	57-61
F13	Pittsburgh	W	63-61
F16	at Virginia Tech	L	57-76
F20	Richmond	W	87-77
F25	vs. The Citadel <sup>4</sup>	W	68-60
F26	vs. Virginia Tech <sup>4</sup>	W	70-59
F27	vs. West Virginia <sup>4</sup> (2ot)	L	67-70
	1-Sun Carnival Classic, El Paso, TX; 2-Charlotte; 3-Norfolk; 4-Southern Conference Tournament, Charlotte, NC (Charlotte Coliseum)		

**1965-66**  
**RECORD: 13-12**  
**SC: 8-3, 3RD PLACE**

D1	Virginia	W	93-82
D4	at North Carolina	L	68-82
D6	at Virginia Tech	L	63-95
D11	Furman	W	84-63
D15	Hampden-Sydney	L	68-71
D18	at Geo. Washington	W	79-66
D20	at Jacksonville	L	76-82
D22	at Georgia Tech	L	73-92
D27	vs. East. Kentucky <sup>1</sup>	W	76-64
D28	at Detroit <sup>1</sup>	L	65-80
J1	at Davidson <sup>2</sup>	L	59-90
J4	Virginia Tech	L	69-76
J8	at VMI	L	74-89
J15	Richmond	W	71-65
J29	at The Citadel	W	70-65
J31	at Florida Southern	W	69-61
F2	at Miami (FL)	L	66-88
F5	East Carolina <sup>3</sup>	W	57-51
F7	The Citadel	W	59-46
F10	George Washington	W	81-52
F12	VMI	W	94-67
F17	St. Francis (PA)	W	67-52
F19	at Richmond	L	63-76
F24	vs. Furman <sup>4</sup>	W	78-73
F25	vs. West Virginia <sup>4</sup>	L	50-64
	1-Motor City Tournament, Detroit, MI (Memorial Building); 2-Charlotte; 3-Fort Eustis; 4-Southern Conference Tournament, Charlotte, NC (Charlotte Coliseum)		

**1966-67**  
**RECORD: 14-11**  
**SC: 8-5, 3RD PLACE**

D1	at Virginia	L	65-80
D3	at West Virginia <sup>1</sup>	L	67-73
D5	at Pittsburgh	W	72-68
D6	at St. Francis (PA)	L	54-67
D9	Florida Southern	W	75-69
D13	East Carolina	W	82-63

THE  
TRIBE

OPPONENTS

REVIEW

HISTORY

RECORDS

THE  
COLLEGE</



## YEAR-BY-YEAR RESULTS

D17	George Washington	W	36-30
D22	Jacksonville	W	72-68
D27	at Evansville <sup>2</sup>	W	74-72
D28	vs. New Mexico St <sup>2</sup>	L	49-62
J4	Virginia Tech	L	69-96
J17	at Geo. Washington	W	85-74
J11	Hampden-Sydney	W	100-78
J14	at Richmond	L	78-90
J28	at The Citadel	L	77-85
J30	at East Carolina	W	84-72
F2	at Virginia Tech	L	79-84
F4	The Citadel	W	91-57
F7	VMI	W	64-57
F13	at Furman	L	85-92
F14	at Davidson	W	74-71
F17	at VMI	L	67-81
F24	Richmond	W	79-69
M2	vs. Geo. Wash. <sup>3</sup>	W	76-66
M3	vs. Davidson <sup>3</sup>	L	65-78

1-Charleston, WV (Charleston Civic Center); 2-Evansville Invitational, Evansville, IN; 3-Southern Conference Tournament, Charlotte, NC.

### 1967-68

**RECORD: 6-18**

**SC: 4-10, 8TH PLACE**

D2	at West Virginia	L	66-83
D9	George Washington	W	96-76
D13	at NC State	L	73-88
D15	at #8 Davidson	L	75-81
D18	at Wake Forest	L	79-108
D20	VMI	W	96-82
D28	at Connecticut <sup>1</sup>	L	49-51
D29	vs. Massachusetts <sup>1</sup>	L	86-92
J2	Jacksonville	L	69-71
J4	Pittsburgh	W	79-65
J6	Loyola (LA)	W	97-74
J8	at Virginia Tech	L	70-90
J10	East Carolina	L	70-71
J13	Richmond (ot)	W	98-92
J29	at West Virginia <sup>2</sup>	L	70-88
J30	at George Washington	L	76-80
F3	The Citadel	L	75-84
F5	at VMI	L	62-68
F10	at East Carolina	L	75-99
F12	Furman	W	91-76
F17	Virginia Tech <sup>3</sup> (ot)	L	72-78
F21	at The Citadel	L	73-84
F24	at Richmond	L	81-108
F29	vs. Davidson <sup>4</sup>	L	68-107

1-Basketball Classic, Storrs, CT (Field House); 2-Charleston, WV (Charleston Civic Center); 3-Fort Eustis; 4-Southern Conference Tournament, Charlotte, NC.

### 1968-69

**RECORD: 6-20**

**SC: 3-8, 7TH PLACE**

D2	at West Virginia	L	74-89
D3	at Pittsburgh	L	62-68
D11	East Carolina <sup>1</sup>	L	66-77
D14	at Geo. Washington	L	71-82
D17	Wake Forest <sup>2</sup>	L	58-98
D20	vs. Virginia Tech <sup>1</sup>	L	72-83
D21	vs. Richmond <sup>1</sup>	L	62-106
D26	Baylor <sup>4</sup>	L	68-81
D27	Delaware <sup>4</sup>	W	82-76
D28	Air Force <sup>4</sup>	W	74-71
J4	Virginia Tech <sup>2</sup>	L	60-75
J6	West Virginia <sup>2</sup>	L	71-75
J9	The Citadel <sup>1</sup>	W	73-56
J11	at East Carolina	L	61-87
J13	at Virginia Tech	L	46-77
J15	George Washington <sup>1</sup>	W	77-75
J18	at Richmond	L	75-80
J30	at VMI	L	71-72
F1	at Furman	L	49-78
F3	at The Citadel	L	61-95
F5	at Jacksonville	L	74-88
F8	Georgetown <sup>2</sup> (2ot)	W	90-84
F11	Old Dominion	L	65-80
F15	VMI <sup>1</sup>	W	83-78
F22	Richmond <sup>1</sup>	L	80-96
F27	vs. East Carolina <sup>5</sup>	L	35-48

1-BG; 2-Fort Eustis; 3-Big 5 Tournament, Salem, VA; 4-East Carolina Classic, Greenville, NC; 5-Southern Conference Tournament, Charlotte, NC.

### 1969-70

**RECORD: 11-16**

**SC: 5-7, 5TH PLACE**

D1	North Carolina State	L	84-93
D3	at West Virginia	L	80-106
D6	at Virginia Tech	L	84-93
D9	at Georgetown	L	82-87
D11	Richmond	W	81-74
D13	at Duke	L	77-84
D16	George Washington	L	80-90
D18	vs. Virginia Tech <sup>1</sup>	W	84-79
D19	vs. VMI <sup>1</sup>	W	75-64
D20	vs. Virginia <sup>1</sup>	L	72-92
D30	at Geo. Washington	L	78-86
J3	West Virginia <sup>2</sup>	W	83-76
J6	Pittsburgh	W	84-73
J10	Virginia Tech	L	72-92
J26	Furman	W	107-87
J29	Virginia (ot)	L	81-87
J31	at The Citadel	W	65-60
F3	at #15 Davidson	L	87-93
F7	East Carolina	L	88-98
F10	at VMI	L	68-74
F12	The Citadel	W	79-74
F14	VMI	W	77-58
F16	Old Dominion	W	89-80
F18	at East Carolina	L	83-96
F21	at Richmond	L	60-78
F26	vs. Furman <sup>3</sup>	W	82-67
F27	vs. #11 Davidson <sup>3</sup>	L	54-78

1-Big 5, Hampton, VA; 2-Hampton, VA (Hampton Coliseum); 3-Southern Conference Tournament, Charlotte, NC.

### 1970-71

**RECORD: 11-16**

**SC: 7-3, 2ND PLACE**

D1	vs. Richmond <sup>1</sup>	W	69-68
D2	vs. Virginia Tech <sup>1</sup>	L	78-88
D3	vs. Richmond <sup>1</sup>	W	97-84
D5	North Carolina	L	72-101
D7	Georgetown	L	71-88
D12	at The Citadel	L	67-71
D14	at Wake Forest	L	70-93
D17	at Virginia	L	87-107
D19	VMI <sup>2</sup>	W	75-49
D29	vs. #1 UCLA <sup>3</sup>	L	71-90
D30	Duquesne <sup>3</sup>	L	54-79
J2	Davidson	L	49-66
J4	The Citadel	W	59-54
J6	Rice	W	74-77
J9	at Richmond	W	72-69
J23	East Carolina	W	74-65
J28	at Loyola (LA)	L	87-118
J30	at Furman (ot)	W	78-71
F3	Virginia Tech	L	62-74
F6	Navy	W	77-71
F8	at Virginia Tech	L	63-91
F11	#6 Jacksonville	L	69-100
F16	at VMI	W	85-69
F20	at East Carolina	L	56-65
F27	Richmond	W	103-82
M5	vs. VMI <sup>4</sup>	W	69-65
M5	vs. Richmond <sup>4</sup>	L	64-66

1-Big 5 Tournament, Hampton, VA; 2-BG; 3-Steel Bowl, Pittsburgh, PA; 4-Southern Conference Tournament, Charlotte, NC.

### 1971-72

**RECORD: 10-17**

**SC: 6-4, 3RD PLACE**

D4	Furman	W	110-91
D8	Wake Forest	L	60-75
D11	The Citadel	W	74-67
D15	#19 Virginia	L	62-82
D18	at #14 Jacksonville	L	72-83
D20	at Georgia Tech	L	71-83
D22	at Rice	L	76-88
D29	at Stetson <sup>1</sup>	W	94-67
D30	vs. Miami (OH) <sup>1</sup>	L	67-69
J1	at Davidson	L	68-81
J3	at The Citadel	L	59-68
J8	at Richmond (2ot)	W	73-68
J22	at East Carolina	L	71-79
J25	VMI	W	76-59
J27	at Georgetown (ot)	L	79-85
J29	at Virginia Tech	L	65-87
J31	Cincinnati	L	52-65
F3	Florida Southern	W	76-67

F5	Pittsburgh	W	73-68
F10	Virginia Tech	L	69-90
F12	at Duke	L	69-87
F16	at West Virginia	L	71-87
F19	East Carolina	W	67-64
F22	at VMI	L	35-37
F26	Richmond	W	85-62
M2	vs. Richmond <sup>2</sup>	W	98-82
M3	at Furman <sup>2</sup>	L	74-93

1-Tangerine Bowl Classic, Winter Park, FL; 2-Southern Conference Tournament, Greenville, SC.

### 1972-73

**RECORD: 10-17**

**SC: 5-6, 5TH PLACE**

N25	at Furman	L	90-112
N27	Jacksonville	L	94-103
D2	at Duke	L	74-98
D6	Wake Forest	L	71-86
D9	at The Citadel	L	73-82
D11	at Appalachian State	W	73-71
D13	Virginia Tech	L	77-98
D16	at Virginia	L	80-90
D18	Georgia Tech	W	63-60
D27	at Lehigh	W	77-66
D28	at CC of New York	W	69-53
J3	Davidson	L	88-102
J6	Richmond	L	58-65
J20	at East Carolina	L	68-73
J25	at Wake Forest	L	79-93
J27	at Cincinnati	L	68-110
J29	at Virginia Tech	L	92-127
J31	VMI	W	77-59
F3	at Pittsburgh	L	62-83
F6	The Citadel	W	83-74
F10	at Rutgers	L	78-97
F15	West Virginia	W	69-66
F17	East Carolina	W	80-69
F20	at VMI	L	64-66
F24	at Richmond	W	66-64
M5	vs. The Citadel <sup>1</sup>	W	97-72
M5	vs. Davidson <sup>1</sup>	L	73-76

1-Southern Conference Tournament, Richmond, VA (Richmond Coliseum).

### 1973-74

**RECORD: 9-18**

**SC: 5-6, 5TH PLACE**

D1	Appalachian State	W	100-63
D3	Duke	L	79-93
D6	at Wake Forest	L	58-78
D8	at The Citadel	L	65-88
D11	Richmond (ot)	W	73-71
D14	at Baltimore	L	70-79
D15	at Navy	W	84-80
D20	at #9 Providence	L	75-105
D22	at Fairfield	L	57-77
J19	East Carolina	L	67-70
J21	at Davidson	L	65-73
J22	VMI	W	85-68
J26	Furman	L	80-97
J29	Rutgers	L	75-76
J31	at Virginia Tech	L	61-80
F2	#13 Pittsburgh	L	62-68
F4	The Citadel	W	64-57
F6	at VMI	W	67-65
F9	at East Carolina	L	63-93
F11	Virginia Tech	L	54-72
F14	Iona	W	64-62
F16	at Old Dominion	W	70-68
F18	Virginia	L	62-72
F21	at Geo. Washington	L	51-81
F23	at Richmond	L	81-88
F27	vs. East Carolina <sup>1</sup> (2ot)	W	75-67
M1	vs. Furman <sup>1</sup>	L	55-70

1-Southern Conference Tournament, Richmond, VA (Richmond Coliseum).

### 1974-75

**RECORD: 16-12**

**SC: 6-5, 3RD PLACE**

N30	Pace	W	54-51
D2	Haverford	W	69-55
D5	George Washington	L	50-61
D7	at The Citadel	W	82-73
D11	at Virginia	L	51-73
D14	Wagner	W	77-65
D17	Davidson	W	76-75

D21	Wake Forest	W	59-58
D30	Columbia	W	75-63
J4	Old Dominion	L	55-61
J18	at East Carolina	L	62-66
J20	St. Mary's	W	91-44
J22	at VMI	L	69-71
J25	at Furman	L	58-75
J28	Virginia Tech	W	76-69
F1	at Pittsburgh	L	60-70
F3	The Citadel	W	81-53
F6	at Richmond	L	75-84
F8	at Appalachian State	W	69-59
F10	Baltimore	W	67-52
F12	at Virginia Tech	L	75-101
F15	East Carolina	L	66-68
F19	VMI	W	67-66
F22	Richmond	W	72-60
F26	at Rutgers	L	70-88
M5	vs. East Carolina <sup>2</sup>	W	69-66
M6	at Furman <sup>2</sup>	L	55-66

1-Southern Conference Tournament, Williamsburg, VA; 2-Southern Conference Tournament, Greenville, SC.

### 1975-76

**RECORD: 15-13**

**SC: 8-3, 2ND PLACE**

N29	Appalachian State	W	68-48
D1	Eastern Connecticut	W	75-55
D4	at Geo. Washington	L	69-75
D6	The Citadel	W	70-61
D9	at Wake Forest	L	69-82
D11	Diekenson	W	61-56
J3	Wagner	W	80-52
J5	at Iona (ot)	L	64-67
J6	at Princeton	L	43-64
J10	Washington Coll.	W	105-60
J13	at Old Dominion	L	73-77
J17	East Carolina	W	65-58
J19	Virginia	L	60-80
J21	at #20 VMI	L	78-84
J24	Furman	W	80-68
J28	at Virginia Tech	L	79-105
J31	Richmond	L	72-80
F3	at East Carolina	W	56-54
F5	Old Dominion	W	74-61
F7	VMI	W	68-62
F11	#18 Virginia Tech	L	48-50
F14	at Davidson	W	75-73
F16	at The Citadel	L	62-64
F19	Pratt	W	70-56
F21	at Richmond	W	107-102
F25	#3 Rutgers	L	90-100
F28	Furman <sup>1</sup>	W	70-57
M3	vs. Richmond <sup>2</sup>	L	78-84

1-Southern Conference Tournament, Williamsburg, VA; 2-Southern Conference Tournament, Greenville, SC.

### 1976-77

**RECORD: 16-14**

**SC: 7-4, 4TH PLACE**

N29	Christopher Newport	W	105-51
D1	Hampden-Sydney	W	92-67
D4	The Citadel	W	94-61
D8	#11 Wake Forest (ot)	L	84-90
D11	at Appalachian State	L	59-68
D22	at UC Santa Barbara	W	78-65
D23	at #8 UCLA	L	55-59
D27			



# TRIBE BASKETBALL

## YEAR-BY-YEAR RESULTS

TRIBE  
HOOPS

F16 #19 VMI	W	86-84
F19 Richmond	L	77-78
F21 at Old Dominion	L	68-82
F26 East Carolina <sup>3</sup>	L	76-79
1-Rainbow Classic, Honolulu, HI (Neil S. Blaisdell Center); 2-Charleston, WV (Charleston Civic Center); 3-Southern Conference Tournament, Williamsburg, VA		

### 1977-78 Record: 16-10

N25 vs. VCU <sup>1</sup>	W	55-54
N26 vs. St. Joseph's <sup>1</sup>	L	60-69
N28 Christopher Newport	W	86-68
N30 West Virginia	W	72-61
D3 Radford	W	85-56
D7 #2 North Carolina	W	78-75
D9 vs. Cal. St. Fullerton <sup>2</sup>	W	67-62
D10 vs. Montana <sup>2</sup>	W	61-60
D28 at Stetson <sup>1</sup>	W	61-60
D29 vs. Rollins <sup>1</sup>	W	79-66
J7 East Carolina	L	56-58
J10 at Rutgers	L	71-79
J14 Richmond	W	75-43
J17 at East Carolina	W	77-76
J21 American	L	67-73
J25 at Davidson	W	65-56
J28 at Old Dominion	L	63-64
F1 VCU	L	62-73
F4 George Mason	W	94-73
F7 at Navy	W	70-62
F11 James Madison	L	66-68
F15 VMI	L	59-60
F18 at Richmond	W	59-48
F20 #17 Virginia	L	49-62
F22 at South Carolina	L	54-67
F25 Old Dominion	W	75-64
1-Spider Classic, Richmond, VA (Robins Center); 2-at Cougar Classic, Provo, UT (Marriott Center); 3-Tangerine Bowl		

### 1978-79 Record: 9-17

N25 Delaware Valley	W	86-64
N27 Christopher Newport	W	66-54
N29 at West Virginia	L	39-45
D2 East Carolina	W	60-54
D9 at Virginia Tech	L	59-84
D29 at VCU <sup>1</sup>	L	43-60
D30 vs. Richmond <sup>1</sup> (ot)	L	62-64
J3 Muhlenberg	W	80-64
J6 James Madison	L	55-56
J10 at Virginia	L	56-95
J13 at Richmond	L	72-83
J16 Virginia Wesleyan	W	67-62
J20 at Old Dominion	L	42-48
J24 at VCU	L	46-67
J27 South Carolina	L	54-62
J30 at East Carolina (2ot)	L	59-61
F1 Roanoke	W	44-43
F3 Navy	W	68-63
F6 at James Madison	L	57-70
F8 Davidson (2ot)	W	68-62
F10 at American	L	45-61
F12 Virginia Tech	L	49-55
F14 at #4 North Carolina	L	60-85
F17 Richmond	W	68-64
F21 Virginia	L	40-44
F24 Old Dominion	L	56-57
1-TD Invitational Tournament, Richmond, VA (Richmond Coliseum)		

### 1979-80 Record: 12-15

D1 Johns Hopkins	W	94-51
D3 Christopher Newport	W	68-50
D5 West Virginia	W	63-62
D8 VCU	L	54-57
D10 St. Mary's	W	104-67
D22 NC Wesleyan	W	88-62
D26 at Jacksonville <sup>1</sup>	L	43-58
D27 vs. Iowa State <sup>1</sup>	L	55-56
D29 at Roanoke	W	69-67
J7 at South Carolina	W	67-74
J14 American	L	72-82
J16 at Navy	L	48-73
J19 Richmond	W	82-81
J24 Temple	L	55-56

J26 at Old Dominion	L	51-60
J29 at #11 North Carolina	L	61-71
F2 Catholic	W	88-66
F5 at James Madison	L	58-61
F7 George Mason	W	84-62
F9 at Richmond	W	83-74
F12 at VCU	L	56-64
F14 Bluefield	W	101-48
F16 James Madison	L	49-52
F20 at Virginia	L	55-63
F23 Old Dominion (ot)	L	69-71
F26 Richmond <sup>2</sup>	W	78-77
vs. Old Dominion <sup>3</sup> L 59-75		

1-Gator Bowl Tourney, Jacksonville, FL (Swisher Gymnasium); 2-ECAC South Tournament, Williamsburg, VA; 3-ECAC South Tournament, Hampton, VA

### 1980-81 Record: 16-12

N29 Pace	W	85-64
D1 Christopher Newport	W	84-56
D3 at VCU	L	58-77
D6 #7 Virginia	L	68-88
D20 NC Wesleyan	W	88-63
J3 at #9 Maryland	L	64-69
J6 Millersville	W	76-52
J10 at Virginia Tech	W	51-43
J14 at Richmond	W	44-42
J17 James Madison	W	44-42
J19 at Catholic	W	36-29
J21 Virginia Tech (3ot)	W	48-46
J24 at Old Dominion	L	51-76
J26 at George Mason	W	64-45
J28 at Temple <sup>1</sup>	L	68-80
J31 Navy	W	71-60
F2 at American	L	54-69
F4 at VMI	W	75-63
F7 at James Madison	L	60-72
F11 Richmond	L	51-53
F14 South Carolina	W	77-68
F18 #13 North Carolina	L	55-81
F21 Old Dominion	L	59-60
F24 VCU (ot)	L	67-68
F26 St. Mary's	W	105-69
F28 George Mason	W	68-53
Robert Morris <sup>2</sup> W 73-50		
M6 vs. James Madison <sup>3</sup> L 42-44		
1-The Palestra; 2-ECAC South Tournament, Williamsburg, VA (William and Mary Hall); 3-ECAC South Tournament, Hampton, VA		

### 1981-82 Record: 16-12

N27 Elizabethtown	W	101-54
N30 Christopher Newport	W	71-32
D2 VMI	W	84-57
D5 at Virginia Tech	L	60-76
D19 NC Wesleyan	W	69-45
D29 vs. Auburn <sup>1</sup>	W	58-48
D30 vs. Davidson <sup>1</sup>	W	46-44
J4 at #1 North Carolina	L	40-64
J6 at East Carolina	L	58-61
J9 Lebanon Valley	W	75-50
J11 at VCU (ot)	L	62-63
J16 at James Madison	L	44-54
J20 Richmond	W	70-47
J23 Old Dominion (ot)	W	60-59
J27 Maryland	L	43-50
J30 at Navy (ot)	W	47-46
F2 at American (ot)	L	64-65
F4 at George Mason	W	88-68
F6 at Richmond	L	55-60
F8 Virginia Tech	W	66-51
F13 Temple	W	68-59
F17 at Old Dominion	L	45-66
F20 James Madison	L	55-56
F23 VCU	L	63-65
F25 George Mason (ot)	W	53-47
F27 East Carolina	W	80-61
M4 vs. Navy <sup>2</sup>	W	79-55
M5 vs. James Madison <sup>2</sup>	L	49-64
1-Iron Duke Classic (Durham, NC); 2-ECAC South Tournament, Norfolk, VA (Scope)		

### 1982-83 Record: 20-9 ECAC South: 9-0, 1st Place

POSTSEASON: NIT, 1st Round			
N29 Christopher Newport	W	84-51	
D1 Norfolk State	W	72-56	
D3 Lock Haven	W	89-52	
D7 at West Virginia	L	51-65	
D11 at Temple <sup>1</sup>	L	61-62	
D30 at Notre Dame	L	60-83	
J5 at Maryland	L	51-56	
J8 at George Mason	W	47-46	
J12 at East Carolina	W	72-51	
J15 at Lafayette	W	69-61	
J17 Wake Forest	W	80-63	
J19 NC Wesleyan	W	90-55	
J22 at Old Dominion	W	56-50	
J26 Richmond	W	76-68	
J29 James Madison	W	72-65	
J31 VCU	L	49-50	
F2 at Duke	L	71-73	
F5 Loyola	W	79-53	
F9 East Carolina	W	70-54	
F12 Old Dominion	L	42-43	
F16 at VMI	W	77-65	
F19 at James Madison	W	60-55	
F21 Navy	W	75-55	
F23 at Richmond	W	49-47	
F26 George Mason	W	79-72	
M2 at Delaware	W	70-58	
M10 vs. East Carolina <sup>2</sup>	W	48-45	
M12 vs. James Madison <sup>2</sup>	L	38-41	
M17 at Virginia Tech <sup>3</sup>	L	79-85	
1-The Palestra; 2-ECAC South Tournament, Richmond, VA (Robins Center); 3-National Invitational Tournament, Blacksburg, VA			

### 1983-84 Record: 14-14 ECAC South: 6-4, 2nd Place (Tie)

N25 NC Wesleyan	W	79-39	
N30 Duke	L	68-70	
D3 at Old Dominion	L	57-73	
D6 at VCU	L	38-41	
D8 at Virginia	L	41-52	
D30 Towson	W	63-45	
J4 UNC Wilmington	L	55-61	
J7 at #5 Maryland	L	44-58	
J11 at #12 Wake Forest	L	53-80	
J14 East Carolina	W	64-48	
J18 VMI	W	73-55	
J21 at Navy (2ot)	L	55-60	
J23 at Drexel	L	59-60	
J25 George Mason	W	91-79	
J28 at Richmond	L	60-69	
J30 Delaware	W	68-65	
F1 Virginia Wesleyan	W	107-73	
F4 James Madison	W	46-44	
F6 Lafayette	W	67-57	
F9 at UNC Wilmington	W	76-52	
F11 at East Carolina	W	67-52	
F18 Navy	L	71-73	
F22 Old Dominion	L	65-71	
F25 at George Mason	L	57-64	
F29 at James Madison	W	56-47	
M3 Richmond	W	83-65	
M8 vs. East Carolina <sup>1</sup>	W	47-32	
M9 vs. Navy <sup>1</sup>	L	57-67	
1-ECAC South Tournament, Harrisonburg, VA (Convocation Center)			

### 1984-85 Record: 16-12 ECAC South: 9-5, 4th Place

N28 at Duke	L	60-92
D1 Drexel	W	81-65
D5 Virginia	W	54-53
D8 Old Dominion	L	57-62
D22 Christopher Newport	W	85-45
D28 vs. Iona <sup>1</sup>	L	55-68
D29 vs. New Hampshire <sup>1</sup>	W	53-45
J2 at Wake Forest	L	47-64
J12 at East Carolina	W	67-53
J17 UNC Wilmington	W	79-68
J19 Navy	L	59-70
J21 Lafayette	W	58-57
J23 at George Mason	W	63-62
J26 Richmond (ot)	L	76-82
J28 at American	L	62-64

J30 Delaware	W	72-61	
F2 at James Madison	W	78-70	
F6 at VMI	L	48-50	
F9 East Carolina	W	80-71	
F16 at Navy	L	60-84	
F18 American	W	89-61	
F20 at Old Dominion	L	58-72	
F23 George Mason (ot)	W	74-73	
F25 at UNC Wilmington	W	67-59	
F28 James Madison	W	71-60	
M2 at Richmond	L	58-68	
M7 James Madison <sup>2</sup>	W	68-61	
M8 Navy <sup>2</sup>	L	83-89	
1-Connecticut Mutual Classic, Hartford, CT (Hartford Civic Center); 2-ECAC South Tournament, Williamsburg, VA (William and Mary Hall)			

### 1985-86 Record: 8-20 CAA: 3-11, 6th Place (Tie)

N23 at Towson	L	56-66	
N26 #6 Duke	L	61-84	
N30 Drexel	W	57-52	
D5 at Maryland	L	48-77	
D20 Christopher Newport	W	76-55	
D28 vs. Georgia <sup>1</sup>	L	44-77	
D27 vs. Colorado State <sup>1</sup>	W	61-39	
J4 • at Richmond	L	36-52	
J8 at Virginia	L	47-67	
J11 • UNC Wilmington	L	56-73	
J13 • East Carolina	L	52-54	
J15 Old Dominion	L	44-75	
J18 • at James Madison	L	58-59	
J20 • at George Mason	L	54-67	
J22 VMI	W	71-64	
J25 • Navy	L	68-76	
J27 • American	W	76-63	
J30 at VCU	L	44-60	
F1 • #20 Richmond	L	47-67	
F3 • George Mason	L	46-69	
F8 • at UNC Wilmington	W	73-64	
F10 • at East Carolina	L	47-52	
F15 • James Madison	W	53-50	
F17 • at Navy	L	51-66	
F20 at Old Dominion	L	47-58	
F24 • at American	L	64-70	
F26 at Lafayette	W	59-54	
M1 at Richmond <sup>2</sup>	L	50-61	
1-Krystal Classic, Chattanooga, TN; 2-CAA Tournament, Richmond, VA (Robins Center)			

### 1986-87 Record: 5-22 CAA: 2-12, 8th Place

D1 Bridgewater	W	73-57	
D4 VCU	L	64-73	
D6 at Old Dominion	L	54-56	
D8 Miami (OH)	L	57-60	
D20 Christopher Newport	W	70-55	
D29 at Tulsa <sup>1</sup>	L	60-79	
D30 vs. Drexel <sup>1</sup>	L	58-60	
J3 • Richmond	L	66-68	
J5 at #20 Duke	L	46-82	
J7 Towson	W	65-52	
J10 • at UNC Wilmington	L	55-82	
J12 • at East Carolina	L	52-56	
J17 • James Madison	W	71-61	
J19 • George Mason	L	49-50	
J23 • at #18 Navy	L	59-82	
J26 • at American	L	56-83	
J28 Old Dominion	L	56-60	
J31 • at Richmond	L	50-70	
F2 • at George Mason	L	64-70	
F7 • East Carolina	W	69-65	
F9 • UNC Wilmington	L	58-80	
F11 at VMI	L	68-76	
F14 • at James Madison	L	78-96	
F16 • Navy	L	52-63	
F19 at Drexel	L	76-82	
F23 • American	L	69-70	
F28 vs. Navy <sup>2</sup>	L	52-63	
1-First Tulsa Classic, Tulsa, OK; 2-CAA Tournament, Hampton, VA (Hampton Coliseum)			

PREVIEW

STAFF

THE TRIBE

OPPONENTS

REVIEW

HISTORY

RECORDS

THE COLLEGE

MEDIA





## YEAR-BY-YEAR RESULTS

### 1987-88

#### RECORD: 10-19

#### CAA: 5-9, 6TH PLACE (TIE)

N28 Old Dominion	L	69-72
N30 at Miami (OH)	L	68-78
D4 at Stanford <sup>1</sup>	L	64-87
D5 vs. Texas <sup>1</sup>	L	73-78
D19 Christopher Newport	W	88-69
D29 at Georgia Tech <sup>2</sup>	L	59-90
D30 vs. Villanova <sup>2</sup>	L	57-76
J2 at Loyola	W	84-81
J4 at #9 Duke	L	70-101
J7 at Delaware	L	69-77
J9 • American	L	72-86
J11 VMI	W	69-59
J13 • at Navy	W	67-65
J16 • James Madison	W	75-65
J20 • at George Mason	L	69-82
J23 • UNC Wilmington	L	67-76
J27 • at East Carolina	W	70-63
J30 • Richmond	L	69-77
F2 Virginia Wesleyan	W	81-48
F4 at Old Dominion	L	69-78
F6 • at American (ot)	L	75-77
F10 • Navy (ot)	L	61-63
F13 • at James Madison	L	51-64
F17 • George Mason	W	86-68
F20 • at UNC Wilmington	L	74-84
F24 • East Carolina	W	88-62
F27 • at Richmond	L	65-73
M5 vs. American <sup>3</sup>	W	76-75
M6 vs. George Mason <sup>3</sup>	L	76-95
1-Apple Invitational, Stanford, CA; 2-Cotton States Classic, Atlanta, GA (The Omni); 3-CAA Tournament, Hampton, VA (Hampton Coliseum)		

### 1988-89

#### RECORD: 5-23

#### CAA: 3-11, 7TH PLACE

N26 Hampden-Sydney (ot)	L	91-92
N29 Old Dominion	L	62-70
D3 at Virginia Tech	L	75-96
D7 Army	L	66-78
D10 Delaware	L	63-81
D22 Christopher Newport	W	86-63
D30 at Stetson (ot)	L	82-91
J2 at Central Florida	L	65-69
J4 Manhattan	W	71-53
J7 • East Carolina	L	59-75
J9 • UNC Wilmington	L	52-91
J11 at #1 Duke	L	38-100
J14 • at American	L	72-90
J16 at Towson	L	78-98
J18 • Navy	W	72-59
J21 • at James Madison	L	50-87
J25 • George Mason	L	50-69
J28 • at Richmond	L	60-76
F1 • at East Carolina	L	68-73
F4 • at UNC Wilmington	W	62-58
F6 at VMI	L	64-66
F8 • American	L	58-86
F11 at Davidson	W	88-69
F15 • at Navy (ot)	L	70-73
F18 • James Madison	L	71-92
F22 • at George Mason	L	64-91
F25 • Richmond	L	68-76
M4 vs. George Mason <sup>1</sup>	L	72-75
1-CAA Tournament, Hampton, VA (Hampton Coliseum)		

### 1989-90

#### RECORD: 6-22

#### CAA: 2-12, 8TH PLACE

N24 St. Andrew's	W	66-59
N27 Davidson	W	80-79
N29 at Old Dominion	L	62-67
D2 at Delaware	L	56-72
D5 at Army	L	59-70
D9 Virginia Tech	L	53-76
D22 Christopher Newport	W	83-53
D29 vs. Northwestern <sup>1</sup>	L	78-103
D30 vs. AK-Anchorage <sup>1</sup>	L	85-91
J3 Loyola	W	71-58
J6 • American	L	64-79
J10 • James Madison	L	65-87
J13 • at Navy	L	59-80
J17 • George Mason	L	80-89
J20 • at East Carolina	L	64-72

J22 #8 Duke	L	76-109
J24 • UNC Wilmington	L	75-76
J27 • Richmond	L	66-71
J31 • at James Madison	L	61-82
F3 • at American	L	73-85
F5 VMI	L	66-86
F10 • Navy	L	61-83
F13 at Wake Forest	L	52-77
F15 • at George Mason	L	78-83
F17 • East Carolina	W	74-71
F21 • at UNC Wilmington	W	65-64
F24 • at Richmond	L	54-72
M3 James Madison <sup>2</sup>	L	83-93
1-Music City Invitational Tournament, Nashville, TN (Memorial Gym); 2-CAA Tournament, Richmond, VA (Richmond Coliseum)		

### 1990-91

#### RECORD: 13-15

#### CAA: 6-8, 5TH PLACE (TIE)

N24 Hampden-Sydney	W	89-83
N27 at Davidson	W	59-58
N29 Army	W	73-71
D1 at Virginia Tech	L	64-66
D5 Old Dominion	W	71-63
D8 at Manhattan	L	59-73
D22 Virginia Wesleyan	W	92-73
D28 vs. Rhode Island <sup>1</sup>	L	70-80
D29 vs. Lafayette <sup>1</sup>	L	65-67
J2 at Lehigh	L	79-82
J7 at Loyola	W	77-54
J9 • at George Mason	W	73-70
J12 • Navy	W	76-73
J16 • at American	L	70-87
J19 • East Carolina (2ot)	W	74-62
J21 • UNC Wilmington	L	76-78
J23 at VMI	W	58-46
J26 • at Richmond	L	63-80
J28 • at James Madison	L	56-70
F2 • James Madison	L	63-67
F4 Wake Forest	L	74-93
F6 • George Mason	L	67-87
F9 • at Navy	W	82-73
F13 • American	L	70-75
F16 • at East Carolina	W	64-56
F20 • at UNC Wilmington	L	76-90
F23 • Richmond	W	71-69
M4 American <sup>2</sup>	L	57-70
1-Connecticut Mutual Classic, Hartford, CT; 2-CAA Tournament, Richmond, VA (Richmond Coliseum)		

### 1991-92

#### RECORD: 10-19

#### CAA: 3-11, 7TH PLACE (TIE)

N22 Virginia Wesleyan	W	79-62
N25 at Virginia	L	43-78
N30 Navy (ot)	W	82-77
D2 Davidson (ot)	W	70-69
D4 UNC Greensboro (ot)	L	73-79
D7 Virginia Tech	W	66-60
D17 at SMU	L	55-66
D21 vs. #24 Charlotte <sup>1</sup>	L	75-83
D22 vs. Portland <sup>1</sup>	L	67-78
D30 at #1 Duke	L	61-97
J4 Lehigh	W	82-65
J7 at Army	W	49-43
J11 • American	W	70-66
J15 • George Mason	W	92-77
J18 • at Richmond	L	65-82
J22 • James Madison	L	47-56
J25 • at UNC Wilmington (ot)	L	64-68
J29 • East Carolina	L	59-66
F1 • at Old Dominion (ot)	L	92-102
F3 Marymount	W	98-53
F8 • at American	L	69-84
F12 • at George Mason	W	78-65
F15 • Richmond	L	54-83
F18 VMI	L	68-76
F22 • UNC Wilmington	L	64-94
F26 • at East Carolina	L	75-79
F29 • Old Dominion	L	85-94
M2 • at James Madison	L	77-98
M7 vs. James Madison <sup>2</sup>	L	53-77
1-Kauai Classic, Kauai, HI; 2-CAA Tournament, Richmond, VA (Richmond Coliseum)		

### 1992-93

#### RECORD: 14-13

#### CAA: 6-8, 4TH PLACE (TIE)

D1 at UNC Greensboro (2ot)	W	81-76
D5 The Citadel (ot)	W	72-68
D19 Virginia Wesleyan	W	81-63
D22 Shenandoah	W	102-74
D28 at New Mexico <sup>1</sup>	L	59-64
D29 vs. Northwestern <sup>1</sup>	W	77-69
J2 Campbell	W	75-59
J4 Holy Cross	L	78-83
J6 at Navy	W	58-53
J9 • at American	L	71-76
J11 • George Mason	W	92-89
J16 • James Madison	L	72-90
J20 • at Richmond	L	53-54
J23 • UNC Wilmington	W	67-63
J25 #15 Virginia (ot)	L	84-93
J27 • at East Carolina	W	81-65
J30 • Old Dominion	L	80-81
F1 at Virginia Tech	L	66-70
F3 at VMI	W	77-67
F6 • American	L	77-82
F10 • at George Mason	W	82-78
F13 • at James Madison	L	66-99
F20 • at UNC Wilmington	W	103-185
F22 • Richmond	W	66-63
F24 • East Carolina	L	53-74
F27 • at Old Dominion	L	80-90
M6 American <sup>2</sup>	L	72-78
1-Lobo Invitational, Albuquerque, NM (The Pit); 2-CAA Tournament, Richmond, VA (Richmond Coliseum)		

### 1993-94

#### RECORD: 4-23

#### CAA: 2-12, 8TH PLACE

N29 Loyola	L	84-97
D1 at #12 Virginia	L	71-84
D4 at The Citadel	L	73-78
D21 UNC Greensboro	L	82-93
D27 vs. Samford <sup>1</sup>	L	67-78
D28 vs. New Hampshire <sup>1</sup>	W	88-75
J3 Navy	L	62-68
J5 at Holy Cross	L	74-80
J10 at Campbell <sup>1</sup>	L	50-71
J12 • at James Madison	L	75-89
J15 • UNC Wilmington	L	57-61
J17 • at Richmond	L	63-85
J19 • East Carolina	W	86-82
J22 Virginia Tech	L	79-95
J24 • at American	L	84-89
J26 • George Mason	L	76-83
J30 at Loyola	L	81-94
F2 • at Old Dominion	L	72-105
F5 • Richmond	L	73-105
F7 • James Madison	L	85-89
F9 VMI	W	79-68
F12 • at UNC Wilmington	W	77-70
F14 • at East Carolina	L	63-80
F19 • American	L	57-65
F23 • at George Mason	L	78-85
F26 • Old Dominion	L	70-94
M5 Old Dominion <sup>3</sup>	L	58-83
1-Shootout Spokane, Spokane, WA (Martin Centre); 2-Fayetteville, NC (Cumberland County Civic Center); 3-CAA Tournament, Richmond, VA (Richmond Coliseum)		

### 1994-95

#### RECORD: 8-19

#### CAA: 6-8, 6TH PLACE

N26 at Loyola	L	76-79
N29 The Citadel	L	64-66
D1 at UNC Greensboro	L	71-84
D3 at Virginia Tech	L	53-77
D20 at New Orleans <sup>1</sup>	L	61-72
D21 vs. Bradley <sup>1</sup>	L	68-79
J3 at Navy	L	70-86
J7 Siena	W	72-52
J9 • East Carolina	W	80-73
J11 at NC State	L	64-80
J14 • at American	W	70-69
J18 • at George Mason	W	85-82
J21 • Old Dominion	L	73-83
J24 • at Richmond	W	75-71
J26 at VMI	W	95-86
J28 • at James Madison	L	62-73
F1 • UNC Wilmington	L	47-66

F4 • Richmond	L	64-66
F8 • James Madison	L	67-73
F11 UNLV	L	74-83
F15 • American	W	86-82
F18 • at East Carolina	L	53-85
F20 • at UNC Wilmington	L	57-64
F22 Holy Cross	L	87-92
F25 • at Old Dominion	L	55-60
F27 • George Mason	W	116-94
M4 vs. James Madison <sup>2</sup>	L	50-73
1-UNO Classic, New Orleans, LA; 2-CAA Tournament, Richmond, VA (Richmond Coliseum)		

### 1995-96

#### RECORD: 10-16

#### CAA: 6-10, 6TH PLACE (TIE)

N25 Loyola	L	72-76
N27 at #15 Virginia	L	58-87
N29 Marymount	W	100-67
D2 #22 Virginia Tech	L	66-71
D20 Hampton	L	76-84
D29 at Toledo <sup>1</sup>	L	72-76
D30 vs. Air Force <sup>1</sup>	W	64-60
J4 • VCU	L	47-70
J6 • at James Madison	W	96-71
J10 • at Richmond	L	79-78
J13 • American	L	80-91
J15 Navy	W	69-48
J17 VMI	W	90-49
J20 • at UNC Wilmington	L	54-67
J24 • at George Mason	L	92-95
J27 • Old Dominion	L	82-86
J29 • East Carolina	L	65-71
J31 • James Madison	W	68-51
F3 • Richmond	W	81-64
F7 • at VCU	L	68-83
F10 • at American	L	66-100
F14 • at East Carolina	L	78-88
F17 • UNC Wilmington	W	63-46
F21 • at Old Dominion	L	86-91
F26 • George Mason	W	96-92
M2 vs. UNC Wilmington <sup>2</sup>	L	55-63
1-MVP Classic, Toledo, OH; 2-CAA Tournament, Richmond, VA (Richmond Coliseum)		

### 1996-97

#### RECORD: 12-16

#### CAA: 8-8, 5TH PLACE (TIE)

N23 UNC Greensboro	W	69-57
N25 at Hampton	W	67-63
N27 at Stetson	L	68-73
N30 The Citadel	L	71-78
D2 Catholic	W	78-59
D4 #25 Virginia	L	64-75
D27 at Arizona State <sup>1</sup>	L	57-74
D28 vs. AL-Birmingham <sup>1</sup>	L	55-57
J2 • at East Carolina	L	58-77
J4 • James Madison	W	64-61
J9 at Virginia Tech	L	46-71
J11 • at Richmond	L	72-82
J13 at Navy	L	63-74
J16 • UNC Wilmington	L	53-56
J20 • VCU	W	69-61
J22 • at Old Dominion	W	61-55
J25 • at George Mason	L	67-70
J29 • at UNC Wilmington	L	63-65
F1 • at VA Comm.	L	50-77
F5 • Old Dominion	W	80-52
F8 • Richmond	W	57-50
F10 • American	W	64-55
F15 • George Mason	W	89-85
F19 • at James Madison	W	82-74
F22 • at American	L	67-85
F24 • East Carolina	L	58-59
F28 at VA Comm. <sup>2</sup>	W	77-63
M1 vs. Old Dominion <sup>2</sup>	L	62-70
1-ASU/Tribune Classic, Tempe, AZ (Wells Fargo Arena); 2-CAA Tournament, Richmond, VA (Richmond Coliseum)		

### 1997-98

#### RECORD: 20-7

#### CAA: 13-3, 1ST PLACE (TIE)

N15 Stetson	W	72-51
N19 at Virginia	L	45-59
F24 Virginia Tech	L	64-66
N29 at UNC Greensboro	W	68-55
D1 Hampton	W	69-54

TRIBE  
HOOPS

PREVIEW

STAFF

THE  
TRIBE

OPPONENTS

REVIEW

HISTORY

RECORDS

THE  
COLLEGE

MEDIA



# TRIBE BASKETBALL

# YEAR-BY-YEAR RESULTS

TRIBE  
HOOPS

PREVIEW

STAFF

THE  
TRIBE

OPPONENTS

REVIEW

HISTORY

RECORDS

THE  
COLLEGE

MEDIA

D3	at Furman	W	80-57
D28	at Wichita State <sup>1</sup> (ot)	L	74-76
D29	vs. Texas Southern <sup>1</sup>	W	83-76
J3	• VCU	W	67-53
J7	• American	W	69-56
J10	• at East Carolina	W	72-63
J12	Navy	W	83-68
J14	• at James Madison	W	89-60
J17	Centenary	W	78-48
J19	• at Richmond	L	59-70
J21	• George Mason	W	84-66
J24	• Old Dominion	W	69-53
J28	• at UNC Wilmington	L	56-58
J31	• at American	L	56-61
F3	• at Old Dominion	W	68-58
F7	• Richmond	W	73-70
F11	• James Madison	W	53-52
F14	• UNC Wilmington	W	64-51
F16	• at George Mason (ot)	W	81-80
F18	• East Carolina	W	74-69
F23	• at VA Comm.	W	72-67
F27	vs. American <sup>2</sup>	L	66-71

**1998-99**  
**Record: 8-19**  
**CAA: 3-13, 8TH PLACE**

N14	at Virginia Tech	L	50-59
N17	Furman	L	67-79
N21	Albright	W	78-49
N24	at Wake Forest	L	57-75
N28	at Hampton	W	83-62
N30	at UNC Greensboro	W	69-55
D2	at The Citadel (ot)	L	59-62
D5	• Richmond	W	56-55
D21	vs. Santa Clara <sup>1</sup>	L	58-70
D22	vs. Elon <sup>1</sup>	W	101-69
D28	UNC Greensboro	W	79-74
J2	• at George Mason	L	67-78
J7	• UNC Wilmington	L	64-72
J13	• at American	L	64-75
J16	• East Carolina	W	69-66
J20	• at James Madison	L	59-75
J23	• Old Dominion	L	50-65
J25	• at VA Comm.	L	69-88
J27	• American	L	65-68
J30	• at East Carolina	L	56-61
F3	• at UNC Wilmington	L	48-56
F6	• VCU	L	67-83
F10	• George Mason	L	70-82
F13	• at Old Dominion	L	48-70
F17	• James Madison	W	67-61
F20	• at Richmond	L	65-82
F25	vs. American <sup>2</sup>	L	61-67

**1999-00**  
**Record: 11-17**  
**CAA: 6-10, 6TH PLACE (TIE)**

N20	Washington College	W	92-39
N22	Virginia Tech	L	57-59
N26	at Hawaii <sup>1</sup>	L	63-89
N28	vs. Oral Roberts <sup>1</sup> (ot)	W	82-76
D1	at UNC Wilmington	L	66-76
D4	Hampton	W	67-65
D20	Wofford	W	80-65
D22	Campbell	W	89-70
D29	at Vanderbilt	L	60-81
J2	at #9 Duke	L	55-96
J5	• George Mason (ot)	W	85-82
J8	• at East Carolina	L	62-83
J10	at Winthrop	L	64-71
J12	• at VA Comm.	W	73-65
J15	• at Richmond	L	64-77
J19	• James Madison	L	71-76
J22	• Old Dominion	L	60-74
J29	• at George Mason	L	61-73
J31	at Navy	L	72-80
F5	• VCU	W	85-56
F7	• at American	L	62-77
F9	• East Carolina	W	65-55
F12	• at Old Dominion	L	62-71
F17	• at James Madison	L	64-70
F19	• Richmond	L	60-71
F23	• UNC Wilmington	W	58-53
F26	• American	W	70-60

M3	vs. James Madison <sup>2</sup>	L	73-84
----	--------------------------------	---	-------

1-United Airlines Tip-Off Tournament, Honolulu, HI (Stan Sherriff Center); 2-CAA Tournament, Richmond, VA (Richmond Coliseum)

**2000-01**  
**Record: 11-17**  
**CAA: 7-9, 5TH PLACE (TIE)**

N17	High Point	W	87-62
N20	at Virginia Tech	W	48-46
N25	Winthrop	L	54-65
N29	at Wofford	L	63-67
D2	The Citadel	W	65-62
D6	• UNC Wilmington	W	74-54
D9	• at American	L	50-54
D22	Navy	L	69-85
D29	at New Mexico <sup>1</sup>	L	60-68
D30	vs. Davidson <sup>1</sup>	L	70-75
J3	• at East Carolina	L	64-82
J6	at Fordham	L	58-70
J10	• at Old Dominion	L	54-74
J13	• VCU	W	65-63
J15	at Hampton	L	63-71
J17	• George Mason	L	64-73
J20	• at Richmond	W	60-57
J24	• James Madison	W	71-58
J27	• at UNC Wilmington	L	50-63
J31	• American	W	51-42
F3	• Richmond	L	49-57
F8	• at VCU	L	59-70
F10	• at George Mason	L	62-84
F12	• at Campbell	W	64-61
F17	• Old Dominion	W	72-62
F21	• at James Madison	L	56-67
F24	• East Carolina	W	63-60
M3	vs. Old Dominion <sup>2</sup> (ot)	L	47-53

1-Lobo Invitational, Albuquerque, NM (The Pit); 2-CAA Tournament, Richmond, VA (Richmond Coliseum)

**2001-02**  
**Record: 10-19**  
**CAA: 7-11, 6TH PLACE (TIE)**

N16	at Texas Tech <sup>1</sup>	L	55-75
N17	vs. Northern Iowa <sup>1</sup>	L	55-76
N20	at High Point	L	57-63
N24	at Char. Southern	W	71-60
N26	at The Citadel	L	62-67
N28	Washington & Lee	W	70-55
D30	at Purdue <sup>2</sup>	L	58-75
D2	vs. Akron <sup>2</sup>	W	74-62
D27	at #6 Maryland	L	75-103
J3	• at George Mason	L	71-80
J5	• Delaware	W	59-53
J7	• Drexel	L	56-58
J12	• VCU	W	92-81
J16	• UNC Wilmington	L	56-58
J19	• at Hofstra	L	59-68
J23	• James Madison	W	77-59
J26	• at Old Dominion	L	52-68
J30	• at Drexel	L	61-78
F2	• Towson	W	62-45
F4	• at James Madison	W	63-58
F6	Hampton	L	59-64
F9	• at Towson	L	58-61
F13	• at UNC Wilmington	L	58-66
F16	• Hofstra	W	61-57
F18	• George Mason	W	54-51
F20	• at Delaware	L	72-82
F23	• Old Dominion	L	53-81
F25	• at VA Comm.	L	60-68
M1	vs. James Madison <sup>3</sup>	L	67-78

1-Red Raider Classic, Lubbock, TX (United Spirit Arena); 2-Boilermaker Invitational, West Lafayette, IN (Mackey Arena); 3-CAA Tournament, Richmond, VA (Richmond Coliseum)

**2002-03**  
**Record: 12-16**  
**CAA: 7-11, 8TH PLACE**

N22	Fordham	L	76-79
N24	Radford	L	63-64
N26	at Liberty	L	61-62
N30	at East Carolina	L	51-66
D7	Virginia Tech	W	60-52
D22	Morgan State	W	73-66
D30	at Campbell	W	82-80
J2	Charleston Southern	W	72-66
J4	• Towson	W	74-55

J8	• Delaware	L	72-74
J11	• at Old Dominion	L	64-76
J15	• at Drexel	L	51-67
J18	• VCU (2ot)	W	88-83
J22	• Hofstra	L	51-66
J25	• at George Mason	L	58-67
J29	• at James Madison	W	61-59
F1	• at Delaware	L	57-91
F3	at Hampton	W	64-62
F5	• Old Dominion	W	69-53
F8	• at Hofstra	W	79-69
F12	• at Towson	W	59-52
F15	• George Mason	L	43-60
F19	• at VA Comm.	L	73-93
F22	• Drexel	L	62-78
F24	• UNC Wilmington	L	48-72
M1	• James Madison	W	75-72
M3	• at UNC Wilmington	L	49-60
M7	vs. Hofstra <sup>1</sup>	L	64-74

1-CAA Tournament, Richmond, VA (Richmond Coliseum)

**2003-04**  
**Record: 7-21**  
**CAA: 4-14, 8TH PLACE (TIE)**

N23	Liberty	W	91-64
N24	at Radford	L	86-89
N28	vs. St. Francis (NY) <sup>1</sup>	W	80-60
N29	at George Washington <sup>1</sup>	L	57-73
D4	• UNC Wilmington (ot)	W	67-66
D6	• at VCU	L	60-71
D19	Hampton	L	72-79
D23	at Virginia Tech	L	54-80
D30	Campbell	W	82-67
J3	at #15 Pittsburgh	L	55-70
J5	at Virginia	L	71-84
J7	• at UNC Wilmington	L	59-67
J10	• George Mason	L	71-84
J14	• at Towson	L	67-73
J17	• Drexel	L	76-80
J21	• at Delaware (ot)	L	64-73
J24	• at Hofstra	L	71-98
J26	• Old Dominion	W	86-77
J28	• at James Madison	W	99-86
J31	• at George Mason	L	62-78
F4	• James Madison	L	76-83
F7	• at Drexel	L	72-83
F11	• Delaware	L	68-73
F14	• Hofstra	L	69-78
F18	• Towson	W	74-68
F25	• at Old Dominion	L	76-79
F28	• VCU	L	59-74
M5	Towson <sup>2</sup>	L	65-70

1-Red Auerbach Colonial Classic, Washington, DC (Smith Center); 2-CAA Tournament, Richmond, VA (Richmond Coliseum)

**2004-05**  
**Record: 8-21**  
**CAA: 3-15, 8TH PLACE (TIE)**

N19	Hartford <sup>1</sup>	W	84-71
N20	Radford <sup>1</sup>	W	81-76
N23	at Campbell	L	62-75
N28	Virginia Tech	L	63-80
D1	Longwood	W	90-60
D4	• at Old Dominion	L	56-69
D20	at UNC Greensboro	L	62-84
D22	at #8 Kentucky	L	47-92
D30	Hampton	W	60-51
J2	at #4 North Carolina	L	66-105
J5	• Hofstra	L	59-71
J8	• Delaware	L	59-69
J12	• at James Madison	L	47-55
J15	• at Drexel	L	65-91
J19	• UNC Wilmington	L	49-54
J22	• VCU (ot)	L	77-79
J26	• Towson	W	83-65
J29	• at George Mason	L	62-95
J31	• at Hofstra	L	51-72
F2	• Drexel	L	48-60
F5	• at Delaware	L	47-76
F9	• at UNC Wilmington	L	72-80
F12	• George Mason (2ot)	L	99-104
F16	• James Madison	W	80-54
F19	• Old Dominion	L	66-82
F23	• at VCU	L	69-91
F26	• at Towson	W	57-50
M4	vs. James Madison <sup>2</sup>	W	68-54
M5	vs. Old Dominion <sup>2</sup>	L	51-64

1-W&M Tip-Off Classic, Williamsburg, VA (W&M Hall); 2-CAA Tournament, Richmond, VA (Richmond Coliseum)

**2005-06**  
**Record: 8-20**  
**CAA: 3-15, 10TH PLACE (TIE)**

N18	Maine <sup>1</sup>	W	89-55
N19	Holy Cross <sup>1</sup>	L	55-67
N22	at Hampton	W	70-60
N26	Campbell	W	93-79
N28	at Longwood	W	88-75
N30	• UNC Wilmington	L	66-75
D3	• at Towson	L	45-76
D17	at UMBC	L	60-64
D21	UNC Greensboro	W	83-73
D27	at Virginia Tech	L	64-74
D31	at Richmond	L	50-52
J4	• Drexel	L	46-57
J7	• at UNC Wilmington	L	56-63
J12	• George Mason	L	46-65
J14	• at Georgia State	L	70-79
J19	• at VCU	L	60-69
J21	• Old Dominion	L	56-65
J26	• at George Mason	L	58-81
J28	• James Madison	W	86-68
F2	• at Northeastern	L	69-84
F4	• Georgia State	W	90-73
F9	• at Old Dominion	L	60-81
F11	• at James Madison	W	72-70
F15	• Delaware (ot)	L	52-57
F20	• Hofstra	L	57-82
F23	• at Drexel	L	56-61
F25	• VCU	L	59-77
M3	vs. VCU <sup>2</sup>	L	59-62

1-W&M Tip-Off Classic, Williamsburg, VA (W&M Hall); 2-CAA Tournament, Richmond, VA (Richmond Coliseum)

**2006-07**  
**Record: 15-15**  
**CAA: 8-10, 7TH PLACE (TIE)**

N11	at Kansas State	L	60-70
N20	Wagner	W	77-53
N25	at Holy Cross	L	57-66
N28	at Navy	L	63-79
D1	Jacksonville State <sup>1</sup>	W	59-56
D2	Cornell <sup>1</sup> (ot)	W	73-68
D5	• Towson*	L	60-73
D8	North Florida	W	61-44
D22	UMBC	W	70-58
D28	Hampton	W	72-67
D31	Richmond	W	61-53
J3	• at George Mason	W	67-63
J6	• Northeastern	W	60-57
J8	• at Georgia State	W	57-43
J10	• VCU	L	77-88
J13	• at Delaware	L	62-77
J16	• George Mason	L	63-76
J20	• at Hofstra	L	69-77
J24	• at Old Dominion	L	44-59
J27	• Georgia State	W	81-65
J29	• at VCU	L	68-90
J31	• James Madison	W	65-62
F3	• UNC Wilmington	L	61-67
F7	• at James Madison	W	71-56
F10	• at UNC Wilmington	W	61-55
F14	• Drexel	W	60-47
F17	at Fairfield <sup>2</sup>	L	45-61
F21	• at Drexel	L	57-64
F24	• Old Dominion	L	57-62
M2	vs. Georgia State <sup>3</sup>	L	68-70

1-W&M Tip-Off Classic, Williamsburg, VA (W&M Hall); 2 - O'Reilly ESPNU Bracket-Busters; 3 - CAA Tournament, Richmond, VA (Richmond Coliseum)



## ALL-TIME ROSTER

<b>A</b>		
Addington, Ray		1913
Agee, Joe		1951-52
Akers, Jim		1949-50
Allen, Fred		1950-52
Allesso		1957
Anderson, Bob		1964
Anderson, Ray		1969-71
Andrews, Thomas		1939-41
Andrews, Virgil		1939-41
Andrialis, Robert		1963-65
Appell, Al		1945
Apple, Jim		1988-91
Arbogast, Jack		1975-78
Arizin, Mike		1973-74
Arnold, Shaka		1994-97

<b>B</b>		
Baker, Calvin		2006
Baltimore, Charlie		1936-38
Barnes, Billy		1979-82
<b>Barnett, Marcus</b>		<b>2007</b>
Batzel, Mark		1985-88
Becouvarakis, Andy		1954
Becouvarakis, George		1954
Becouvarakis, John		1953
Bellamy, Jim		1947
Benjamin, Bob		1948-51
Bergex, Roger		1961-63
Berry, Dave		1953
Bertschev, S.L.		1914-15
Blackwell, Barry		1972
Blaker, Hutsy		1934-36
Blanc, Henry		1946
Bland, Gary		1981-84
Blenner, Bob		1973
Blocker, Ben		1989-92
Blount, Dave		1973-75
Bock, Tom		1986-89
Boddy, Mark		1984-87
Bond, David		1984
Boisseau, Sanford		1970
Bollerman, Howie		1952, 54-55
Bond, David		1984-87
Bottoms, Dave		1958-60
Bowen, Kenny		1979-82
Bowles, Roswell		1917
Bowman, Bill		1954
Boyd, Bobby		1978-79
Bovd, Jay		1988-89
Bracken, Mike		1983-86
Bracy, Randy		1996-99
Brasseur, Paul		1925
Brause		1944
Brenner, Leo		1943
Broadus, Charlie		1950
Brodzinski, Barry		1974
Brooks, Julian		1919-20
Brooks, Matt		1982-85
Brooks, Svd		1940-41
Brown, Brian		1997-98, 00-01
Brown, Doug		1969
Brown, Kori		1999-01
Bunch, George		1936-38
Bunting, Jere		1946, 48-50
Burke, Hampden		1933, 35
Burlage, Gerry		1973
Burzell, Greg		1986-89
Butler		1945
Butler, Dave		1982
Butler, Everett		1929
Butler, Jim		1950-51
Butts		1929
Byrd, Gary		1973-75

<b>C</b>		
Campbell, Lang		2001
Campbell, Ross		1945
Carbaugh, Cody		1999-02
Carol, Arthur		1940
Carr, James		1915
<b>Carrabine, Kyle</b>		<b>2005-07</b>
Carter, Charles		1955
Casagrande, Fred		1934-36
Cauthorn, Todd		1990-93
Chambers, Bill		1951-53
Chandler, Joe		1922
Chess, Bud		1970
Cholko, Al		1940
Christensen, John		1971
Ciacco, Chris		1991
Cieplicki, Keith		1982-85
Clark, Dave		1946
Clark, Willie		1951-52
Close, William		1920
Cofer, C.V.		1924
Cofield, Corey		2004-07
Cohen, Jeff		1958-61
Connor, Brendan		1990-93
Connor, Tom		1963
Conte, Mike		1953
Cooke, Alvah		1921-23
Cooper, Rich		1980-83
Cope, Zeb		2001-04
Copeland, Richard		1917
Copley, Rocky		1976-78
Corley, Bill		1962-64
Cornell, Chick		1952, 54
Cornell, Harry		1956-58
Corns, Henry		1960-62
Cottrell, Charles		1941
Coughter, Peter		1999-00
Courage, Guy		1978-81
Courage, Matt		1973-75, 77
Coval, Scott		1983-86
Cowley, Paul		1961-63
Cox, David		1992-95
Coyle, Jim		1964
Crigler, J.D.		1917
Crist, Tommy		1934-36
Cully, David		1993-96

<b>D</b>		
Dail, Bob		1984-86
Dakin, Dave		1975
Dallet, Dan		1947
D'Antoni, Nick		2002-05
Darden, Frank		1929
<b>Darnell, Chris</b>		<b>2006-07</b>
Darrow, Bill		1958-59
Daugherty, Dave		1967-69
Davis, Bill		1999-02
Davis, Meb		1925-28
Dean, Jeremy		1993-94, 96-97
Deery		1931
Derringe, Ed		1967-68
Dickerson, Dan		1961, 63-64
Dixon, Willis		1944
Dodge, Steve		1969-71
Dovell, Guv		1908
Downing, Jack		1967-69
Dozier, John		1937
Drake, Lennie		1952-53
Driver, James		1906-07, 09-10
Dudlev, Ray		1938
Duff, Sean		1991-94
Duggins, Adam		2000-03
Dunbar, Errol		1929
Duncan, Doug		1971

Dunlap		1944
DuPriest, Bill		1964
Dutton, Adam		2005
Dux, Chris		1992
Dwyer, Mike		1980

<b>E</b>		
Ellis, Tyler		1906-07
Elmore, Ralph		1934-36
Emory, Andrew		1988-91
Engelken, Don		1955, 57-58
Enoch, Mike		1975-78
Eskay, Bob		1964-65

<b>F</b>		
Farrandini, Ralph		1928
Farrington, Tom		1957-60
Farthing, Ernest		1911
Fentress, Herb		1919
Findley		1935
Finney, Hiram		1994
Finton, Tom		1968
Fiscella, Dave		1959-60
Fisher, Jerry		1970-72
Fitzgibbons, Bobby		1996-97
Fitzgibbons, Terry		1995-97
Fletcher, Greg		1971
Flickenger, Joe		1934-36
Forrest, Dick		1950-52
Fowler, Vance		1938-39
Franklin, Preacher		1933-35
Franko, Pat		1986-87
Freeman, Jackie		1942-43
Furlong, Paul		1956

<b>G</b>		
Galliant, Milt		1932-33
Garth, Fendal		1908-09
Gayle, Dick		1914-16
Geddes, Jack		1938
Geddy, Thomas		1910-12
Geddy, Vernon		1915-17
Getzoff, Ben		1911
Gewirtzman, Neil		1969-71
Giermak, Bill		1971-72
Giermak, Chet		1947-50
Goldstein, Bernie		1956-58
Gondak, Charles		1939-41
Gooding, Kirk		1961-63
Goodwin, Edward		1909-10
Gornto, H.C.		1924
Goslee, Alpheus		1917
Grabuloff, David		1996-98
Gravelly, Howard		1937-38
Green, Johnny		1947-48
Griffin, Cecil		1943
Groothuis, Mark		1960
Guidice		1945

<b>H</b>		
Hall, Chris		1994-95, 97
Hall, Joe		1910-12
Hall, John		1907-08
Hall, Richard		1937
Halligan, Happy		1932-33
Hamlin, A.I.		1997
Hanna, Bud		1934
Hardy, Roger		1962
Harmon, Jermaine		1996-99
Harper, Alex		1954-55
Harper, Wayne		1936-38
Harrington, Billy		1976-79
Harris, Bob		1961-63
Harris, Herb		1981-82, 84-85
Harris, Jerry		1951-53

<b>H</b>		
Harwood, W.S.		1921-22, 24
Hatcher, James		1922
Haunty, James		1998-00
Hedrick		1913
Hemmelgarn, Jerry		1968
Henderson, Aurelius		1988
Henley, John		1919-20
Hess, Adam		2002-04
<b>Hess, Steven</b>		<b>2007</b>
Hewitt, Robert		1945
Hickey, Jim		1940, 42
Hicks, Horace		1922-24
Hilling, Harry		1948, 50
Hobbs, Bruce		1958
Hoitsma, Bob		1952, 56-57
Holle, Ed		1944
Holley, Bob		1946-49
Holt		1946
Holtzmuller, Dave		2004
Hooker, Lester		1941-43
Hord, Jack		1950
Horne, Christopher		1995-96
Houston, Jarad		1998-99
Howard, Jim		1965
Howell, Brett		2003
Hubbard, Sam		1912-13
Hudson, Ed		1919-20
Hughes, Alton		1909
Hughes, Houston		1909
Hume, Joe		1952-53, 55
Hume, John		1960-62
Hungerford, Dick		1947-48
Hunter, Dave		1962-64
Hutt, Brian		2004-06

<b>J</b>		
Jackette, Justin		1999
Jancaitis, Tom		1969
Jasper, Tom		1970-71
Jenkins, Jack		2003-04
Jennings, Terence		1995-98
Jensen, Christopher		1991, 94
Jernigan, Brian		1989-90
Johnson, Mike		1966-68
Johnson, Mike		2000-02
Jones, Howard		1913-16
Jones, Jim		1958
Jones, John		1921
Jorgenson, Johnny		1947
Joyner, Alex		1920
Jovnes		1945

<b>K</b>		
Kahn, Owen		1925-26
Kamen, Stan		1938-39
Kaplan, Jim		1955-57
Kennedy, Milton		1962
Kent, Harry		1968-70
Kent, Oliver		1927-28
Kern, Bill		1953-54
Kersey, Al		1951
Keves, Mike		1965
King, Daniel		1958
King, Hal		1941-43
King, Paul		1969-70
Kinlev, Paul		1983
Kinnamon, Woody		1946-47
<b>Kisielius, Laimis</b>		<b>2005-07</b>
Klapp, Herb		1955
Klein, Alex		1998-01
Knick, Walt		1955
Knight, Monty		1953-54
Knox, Glenn		1941-43, 45
Kratzer, John		1975-78
Kremen, Max		1933-34

TRIBE  
HOOPS

PREVIEW

STAFF

THE  
TRIBE

OPPONENTS

REVIEW

HISTORY

RECORDS

THE  
COLLEGE

MEDIA



TRIBE  
HOOPS

PREVIEW

STAFF

THE  
TRIBE

OPPONENTS

REVIEW

HISTORY

RECORDS

THE  
COLLEGE

MEDIA

Ladd, Dave	1958
Lamb, Tom	1982-84
Lambiotte, Ken	1986-87
Lammersen, Grant	1995-97
Lane, James	1915
Lange, Roy	1956-59
Larisch, Doug	1979
Lascara, Anthony	1941-42
Lasky, Harvey	1954-56
Lazarus, Rhea	1951-52
Lee, Jonathan	2002
Lembeck, Jack	1932-34
Leone, John	1988-91
Levy, Lionel	1922
Lewis, Peery	1949-51
Lex, Buddv	1948
Licht, Harry	1928-30
Litwin, Lester	1932-33
Loehrke, Nate	2003-06
Long	1909
Lowenhaupt, John	1975-78
Lucas, Bill	1947
Lusardi, Vincent	1938
Lynn, Wallace	1931-33
Lvons, John	1920

Mackey, Morgan	1939-41
Mackiewicz, Chet	1945-46
Macleod, Norman	1934
Maddox, Arthur	1916-17
Maddox, Milton	1951
Madeziak, Stan	1945-46
Mahoney, John	1952-55
Mann, Gregory	1944-45
Mann, Nathan	2005-07
Manning, Frank	1933-35
Manning, Mike	1988
Marden, William	1933
Markham, Reid	2001-05
Markos, Pete	1951-53
Marriner, Harvey	1943
Marsden, Henry	1906-07
Marshall, John	1925-26
Martin, Bill	1944
Matsu, Arthur	1924-25
Matthews, Robert	1940-41
Matthews, Troy	1989
McCallen, Howie	1951-53
McCandlish, Edgar	1908
McClellan, Jason	1944
McCray, Bill	1956-58
McCurry, Idus	1953-54
McDonough, Jim	1974-77
McFarlane, Neil	1983-84
McLennan, Scott	1968-69
McMenniman, Lester	1930
McMillan, Ed	1948-51
McNair, Gil	1957
McRay, Bill	1957-58
Melton, George	1977-79
Mercalf, John	1924-25
Mercalf, Wayne	1910-13
Mercalf, Will	1913
Metheny, Bud	1936-38
Meyers, Howard	1911
Miller, Al	1957-58
Miller, Howie	1960-61
Miller, Hugh	1962, 64
Milmoie, Patrick	1957
Mitchell, Frank	1912
Mitchell, Randy	1965-67
Moats, Dale	1979-82
Mokris, Taylor	2003-06

Monckton, Dan	1975-78
Montgomery, Sam	1911
Mooney, Milt	1972
Moran, Jim	1998-01
Morris, Martin	1963-65
Morrow, Charlie	1955
Morton, Doug	1962
Moss, Herbie	1970, 72
Mountain, Marty	1953-54, 56
Mozelski, Frank	1930-32
Mozelski, Mitchell	1928-31
Murry, Deane	1917
Musselman, Rod	1973-76
Myers, Doug	1975-76, 79

Newman, Tom	1924-25
Niles, Tom	1965
Nourse, Walter	1913

O'Gorman, Ted	1977-79
Och, Joe	1944
Ofori Attah, Edwin	2005
Olive, Ben	1995
Oliver, Larry	1936-39
Ollice, Lew	1965-66
O'Reilly, Matt	1987-90
Osbon, Jim	1957-60
Ouseley, Bill	1955-57
Ozenburger, Bill	1948-50

Paffrath, Larry	1964-66
Palese, Bill	1932
Panneton, Ron	1966-68
Panzenback, Bob	1973-74
Parker, Carl	1993-96
Parker, Joe	1944
Parnell, Skip	1975-78
Patton, Bill	1953-54
Pavne, Jack	1950
Payton, Adam	2006-07
Payton, Charles	1992
Pegram, Bill	1944-46
Person, Bill	1955-56
Peters, Derrick	1990-93
Peters, Stephan	1922
Pfinest, Tom	1973-74
Phillips, Bill	1998
Pierce, Chester	1919-22
Pierce, Edwin	1920-23
Pires, John	1953, 55-56
Pomeroy, Ben	1965-67
Popplewell, Dave	1964-65
Potts, Casey	1988-91
Potts, Harold	1936
Powell, Vernon	1910
Pride, Curtis	1987-90
Purpura, Steve	1992-95

Ragazzo, Vito	1945
Rama, Jim	1966-68
Ramsey, Ron	1960
Rash, Steve	1971
Reed, James	1931-33
Reichert, Doug	1974
Renfro, John	1950
Richardson, Kevin	1982-85
Risinger, Mark	1976-79
Ritter, Mark	1972-74
Rivers, Sherman	2000-03
Roberts, Kenny	1960-62
Roberts, Thomas	1990-93
Robertson, Issac	1915-17

Robinson, Sherman	1948-49
Rocke, Alex	1985-86
Rodnev	1945
Rothwell, Stuart	1915
Roy, Jim	1962-64
Rutledge, Warren	1952-55

Salvadori, Chris	1987-88
Salyers, Sal	1946
Sanders, Charlie	1957-60
Sandidge, Phil	1965
Satterthwaite, Ron	1974-77
Sauerbaum, John	1928-31
Savage, Dick	1952-53, 56
Savage, Mike	1986
Scarborough, Jack	1908
Schefer, Ed	1955
Scheie, Leif	1913
Schemering, Mike	1970
Schlossberg, Nathan	1907-09
<b>Schneider, David</b>	<b>2007</b>
Schubert, Axel	1986-87
Scott, Charles	1929
Scott, Scotly	1997, 99-00
Scully, Jack	1929-30
Seav, Terry	1972
Seward, Steve	1971-73
Sexton, Vincent	1923-25
Shafer, Michael	1991, 93-94
Shaffer, Lawrence	1930-32
Sherman, Wray	1949
Sherrill, Jud	1936
Sherwood, Bob	1968, 70
Siebert, Steve	1948-50
Silverman, Abe	1928-30
Small, Kurt	1992-95
Small, Raymond	1906-07
Smidl, Bob	1943
<b>Smith, Alex</b>	<b>2006-07</b>
Smith, Arthur	1906
Smith, Hawley	2005-06
Smith, Scott	1989-92
Snyder, Isador	1927
Sokol, Charlie	1947-49
Sorenson, Steve	2002-04
Spack, George	1971-73
Steen, Sam	1996-98
Steib, Bart	1965, 67
<b>Stein, Peter</b>	<b>2006-07</b>
Stephens, Eugene	1917
Stone, Webster	1915
Stout, David	1968-70
Stovall, David	1971
<b>Stratton, Chris</b>	<b>2005-07</b>
Stravhorn, Mike	1980-83
Streckroth, Bob	1943
Strohbehn, Tom	1999-02
Strong, Kim	1971
Stryker, Henry	1916
Stubbs, Tam	1953-54
Sudkamp, Don	1946
Sullivan, Charles	1942
<b>Summer, Danny</b>	<b>2007</b>
Sundin, Corky	1930-32
Supplee, Jim	1969
Swindell	1944
Sykes, Bin	1930-32

Tabscott, Robert	1956
Taffe, John	1939-41
Taylor, Billy	1966-68
Taylor, Greg	1987-89
Taylor, Horace	1927-28
Teach, Charlie	1947-48

Teckler	1931
Tinker, Dave	1972
Todd, John	1922-25
Todd, Lee	1924-27
Trammell, Jeff	1971-73
Traver, Tony	1981, 83-85
Trimble, Scott	1984-87
Trou, Tim	1985-88
Truheart, John	1935
Trumbower, Adam	2004-07
Tucker, Rudy	1973
Turk, Bill	1944
Turner, Bud	1980
Turner, Henry	1912-14
Tyler, Ken	1986-87

Vail, Dennis	1974-76
Van Horne, Harry	1913
Vandeweghe, Al	1942-43
Varga, Ray	1956-57, 59
Vaughan, Dick	1946
Vaughn, Bev	1958-61
Veres, Rich	1980-81
Verkey, Matt	1993-96
Viglianco, Thomas	2002-03

Wagner, Tim	1978-81
Wakefield, Eric	1989-92
Walker, Dave	1966-67
Wallace	1915-16
Wallick, Clair	1926-27
Walter, Tim	1964-66
Ward, Jim	1942-43
Warns, Jim	1970-72
Watkins, Sam	1923
Watson, Bruce	1906
Weaver, Walter	1942
Webb, Paul	1948
Weidner, Brant	1980-83
Wenk, Walter	1964-66
Wesson, Harrison	1925
White, Doc	1944-45
Whitley, Scott	1978-81
Williams, Harvey	1913, 15-16
Williams, Woody	1946
Wilson, Connie	1934
Wilson, Paul	1912
Wilson, Willard	1917
Winn, Waffles	1927-29
Winter, Mit	1998-01
Withers, H.V.	1966
Wolf, Brian	1966
Woods, Bertle	1913
Woollum, Charles	1960-62
Worrell	1933
Wortman, Chuck	1973-74
Wright, Austin	1944-45
Wright, Jack	1913
Wyatt, Albert	1915

Yeager, Frank	1938-39
Young, Clyde	1926
Young, Whiting	1920-23
Younkin, Ed	1962-63

Zable, Walter	1937
Zane, Gene	1949
Zehmer, George	1913-16
Zion, William	1913-16