


DANNY SUMNER
DANNY SUMNER



HISTORY

THE COLLEGE OF WILLIAM AND MARY

'08-09 TRIBE BASKETBALL

Year	Coach	W-L	Pct
1905-06	J. Merrill Blanchard	4-1	.800
1906-07	H.W. Withers	1-4	.200
1907-08	F.M. Crawford	1-4	.200
1908-09	F.M. Crawford	7-3	.700
1909-10	F.M. Crawford	1-3	.250
1910-11	F.M. Crawford	3-1	.750
1911-12	W.J. Young	2-5	.286
1912-13	W.J. Young	8-1	.889
1913-14	D.W. Draper	3-6	.333
1914-15	D.W. Draper	5-8	.385
1915-16	D.W. Draper	7-4	.636
1916-17	S.H. Hubbard	4-9	.308
1917-18	H.K. Young	6-11	.353
1918-19	V.M. Geddy	3-6	.333
1919-20	James G. Driver	5-7	.417
1920-21	James G. Driver	8-3	.727
1921-22	James G. Driver	10-2	.833
1922-23	James G. Driver	8-4	.667
1923-24	J. Wilder Tasker	7-13	.350
1924-25	J. Wilder Tasker	11-6	.647
1925-26	J. Wilder Tasker	9-8	.529
1926-27	J. Wilder Tasker	7-8	.467
1927-28	J. Wilder Tasker	16-4	.800
1928-29	L. Tucker Jones	9-11	.450
1929-30	John Kellison	16-6	.727
1930-31	John Kellison	13-4	.765
1931-32	John Kellison	13-6	.684
1932-33	John Kellison	13-5	.722
1933-34	John Kellison	4-9	.308
1934-35	Tom Dowler	10-5	.667
1935-36	Tom Dowler	11-6	.647

SOUTHERN CONFERENCE

Year	Coach	Overall		Conference		
		W-L	Pct	W-L	Pct.	Place
1936-37	Tom Dowler	0-18	.000	0-13	.000	16th
1937-38	John Kellison	2-10	.167	0-8	.000	15th
1938-39	John Kellison	9-12	.429	4-9	.308	12th
1939-40	Dwight Steussey	13-10	.565	6-5	.545	8th
1940-41	Dwight Steussey	15-10	.600	8-3	.727	2nd
1941-42	Dwight Steussey	15-9	.625	8-4	.667	5th
1942-43	Dwight Steussey	11-10	.524	6-4	.600	6th
1943-44	Rube McCray	10-11	.476	1-3	.250	10th
1944-45	Rube McCray	7-10	.412	3-4	.429	7th
1945-46	S.B. Holt	10-10	.500	5-5	.500	6th
1946-47	Richard F. Gallagher	14-12	.538	6-6	.500	9th
1947-48	Bernard E. Wilson	13-10	.565	8-7	.533	8th
1948-49	Bernard E. Wilson	24-10	.706	10-3	.769	2nd
1949-50	Bernard E. Wilson	23-9	.719	12-4	.750	2nd
1950-51	Bernard E. Wilson	20-11	.645	13-6	.684	4th
1951-52	H. Lester Hooker	15-13	.536	10-6	.625	8th
1952-53	Boydston H. Baird	10-13	.435	6-13	.316	12th
1953-54	Boydston H. Baird	9-14	.391	6-5	.545	5th
1954-55	Boydston H. Baird	11-14	.440	7-5	.583	6th
1955-56	Boydston H. Baird	12-14	.462	9-7	.563	5th
1956-57	Boydston H. Baird	9-18	.333	7-11	.389	6th
1957-58	William B. Chambers	15-14	.517	9-9	.500	5th
1958-59	William B. Chambers	13-11	.542	7-7	.500	4th
1959-60	William B. Chambers	15-11	.577	10-5	.667	3rd
1960-61	William B. Chambers	14-10	.583	9-6	.600	4th
1961-62	William B. Chambers	7-17	.292	5-11	.313	8th
1962-63	William B. Chambers	15-9	.625	10-5	.667	3rd
1963-64	William B. Chambers	9-13	.409	5-9	.357	7th
1964-65	William B. Chambers	12-13	.480	6-8	.429	6th
1965-66	William B. Chambers	13-12	.520	8-3	.727	3rd
1966-67	Warren Mitchell	14-11	.560	8-5	.615	3rd
1967-68	Warren Mitchell	6-18	.250	4-10	.286	8th
1968-69	Warren Mitchell	6-20	.231	3-8	.273	7th
1969-70	Warren Mitchell	11-16	.407	5-7	.417	5th
1970-71	Warren Mitchell	11-16	.408	7-3	.700	2nd
1971-72	Warren Mitchell	10-17	.370	6-4	.600	3rd

1972-73	Ed Ashnault	10-17	.370	5-6	.455	5th
1973-74	Ed Ashnault	9-18	.333	5-6	.455	5th
1974-75	George Balanis	16-12	.571	6-5	.545	3rd
1975-76	George Balanis	15-13	.536	8-3	.727	2nd
1976-77	George Balanis	16-14	.533	7-4	.636	4th
Totals	41 seasons	489-530	.480	268-255	.512	

ECAC SOUTH

Year	Coach	Overall		Conference		
		W-L	Pct	W-L	Pct.	Place
1977-78	Bruce Parkhill	16-10	.615			
1978-79	Bruce Parkhill	9-17	.346			
1979-80	Bruce Parkhill	12-15	.444			
1980-81	Bruce Parkhill	16-12	.571			
1981-82	Bruce Parkhill	16-12	.571			
1982-83	Bruce Parkhill	20-9	.690	9-0	1.000	1st
1983-84	Barry Parkhill	14-14	.500	6-4	.500	2nd
1984-85	Barry Parkhill	16-12	.571	9-5	.643	4th
Totals	Eight seasons	119-101	.541	24-9	.727	

COLONIAL ATHLETIC ASSOCIATION

Year	Coach	Overall		Conference		
		W-L	Pct	W-L	Pct.	Place
1985-86	Barry Parkhill	8-20	.286	3-11	.214	6th
1986-87	Barry Parkhill	5-22	.185	2-12	.143	8th
1987-88	Chuck Swenson	10-19	.345	5-9	.357	6th
1988-89	Chuck Swenson	5-23	.179	3-11	.214	7th
1989-90	Chuck Swenson	6-22	.214	2-12	.143	8th
1990-91	Chuck Swenson	13-15	.464	6-8	.429	5th
1991-92	Chuck Swenson	10-19	.345	3-11	.214	7th
1992-93	Chuck Swenson	14-13	.519	6-8	.429	4th
1993-94	Chuck Swenson	4-23	.148	2-12	.143	8th
1994-95	Charlie Woollum	8-19	.296	6-8	.429	6th
1995-96	Charlie Woollum	10-16	.385	6-10	.375	6th
1996-97	Charlie Woollum	12-16	.429	8-8	.500	5th
1997-98	Charlie Woollum	20-7	.741	13-3	.813	1st
1998-99	Charlie Woollum	8-19	.296	3-13	.188	8th
1999-00	Charlie Woollum	11-17	.393	6-10	.375	6th
2000-01	Rick Boyages	11-17	.393	7-9	.438	5th
2001-02	Rick Boyages	10-19	.345	7-11	.389	6th
2002-03	Rick Boyages	12-16	.429	7-11	.389	8th
2003-04	Tony Shaver	7-21	.250	4-14	.222	8th
2004-05	Tony Shaver	8-21	.276	3-15	.167	8th
2005-06	Tony Shaver	8-20	.286	3-15	.167	T10th
2006-07	Tony Shaver	15-15	.500	8-10	.444	T7th
2007-08	Tony Shaver	17-16	.515	10-8	.556	5th
Totals	23 seasons	232-415	.359	123-239	.340	

No Conference	225-173	.565			
Southern Conference	489-530	.480	268-255	.512	
ECAC South	119-101	.541	24-9	.727	
CAA	232-415	.359	123-239	.340	
Totals	1065-1219	.466	415-503	.452	

All-Time Coaching Records

Coach	Record	Pct.	Coach	Record	Pct.
J. Merrill Blanchard	4-1	.800	S.B. Holt	10-10	.500
H.W. Withers	4-1	.800	Richard F. Gallagher	14-12	.538
F.M. Crawford	12-11	.522	Bernard E. Wilson	80-40	.667
W.J. Young	10-6	.625	H. Lester Hooker	15-13	.536
D.W. Draper	15-18	.454	Boydston H. Baird	51-73	.411
S.H. Hubbard	4-9	.307	Bill Chambers	113-110	.507
H.K. Young	6-11	.352	Warren Mitchell	58-98	.372
V.M. Geddy	3-6	.333	Ed Ashnault	19-35	.352
James G. Driver	31-17	.646	George Balanis	47-39	.546
J. Wilder Tasker	49-44	.527	Bruce Parkhill	89-75	.543
L. Tucker Jones	9-11	.450	Barry Parkhill	43-68	.387
John Kellison	70-52	.574	Chuck Swenson	62-134	.316
Tom Dowler	21-29	.420	Charlie Woollum	69-84	.423
Dwight Steussey	53-40	.570	Rick Boyages	33-52	.388
Rube McCray	16-22	.421	Tony Shaver	55-93	.372



2008 CAA FINALISTS

'08-09 TRIBE BASKETBALL

NCAA RECORDS

REBOUNDS (INDIVIDUAL, SINGLE GAME)

51 Bill Chambers vs. Virginia (2/14/53)

PLAYER AWARDS

U.S. Basketball Writers Association

MOST COURAGEOUS AWARD

1978 John Kratzer

ALL-AMERICA

1949 Chet Giermak
(Helms Athletic Foundation)

1950 Chet Giermak (NABC-2)

1953 Bill Chambers
(Helms Athletic Foundation)

1955 Johnny Mahoney
(Helms Athletic Foundation-3)

1961 Jeff Cohen
(Helms Athletic Foundation)

1981 Mike Strayhorn (HM)

ACADEMIC ALL-AMERICA

1950 Chet Giermak

1983 Keith Cieplicki (3)

1984 Keith Cieplicki (3)

1985 Keith Cieplicki (1)

2003 Adam Hess (2)

2004 Adam Hess (1)

NCAA POST-GRADUATE

SCHOLARSHIP

1985 Keith Cieplicki

2004 Adam Hess

NABC ALL-DISTRICT

1950 Chet Giermak

1952 Bill Chambers (HM)



Bill Chambers earned All-America honors from the Helms Athletic Foundation in 1953.

- 1961 Jeff Cohen (HM)
- 1981 Mike Strayhorn (2)
- 1983 Keith Cieplicki (2)
- 1985 Keith Cieplicki (2)
- 1988 Tim Trout (2)
- 1998 Randy Bracy (1)
- 2003 Adam Hess (1)
- 2004 Adam Hess (1)

STATE PLAYER OF THE YEAR

- 1965 Martin Morris
- 2003 Adam Hess (VaSID)

VASID ALL-STATE TEAM

- 2003 Adam Hess
- 2004 Adam Hess

VASID ACADEMIC ALL-STATE

- 2003 Adam Hess
- 2004 Adam Hess (HM)

SOUTHERN CONFERENCE

ATHLETE OF THE YEAR

- 1961 Jeff Cohen


SOUTHERN CONFERENCE MEN'S

BASKETBALL PLAYER OF THE YEAR

- 1961 Jeff Cohen
- 1971 Tom Jasper

ALL-SOUTHERN CONFERENCE

- 1947 Chet Giermak (2)
- 1949 Chet Giermak (1)
- 1950 Chet Giermak (1)
- 1951 Perry Lewis (2)
- Ed McMillan (2)
- 1952 Bill Chambers (2)
- 1953 Bill Chambers (2)
- 1958 Roy Lange (1)
- 1959 Roy Lange (1)
- Jeff Cohen (2)
- 1960 Jeff Cohen (1)
- Bev Vaughan (2)
- 1961 Jeff Cohen (1)
- 1963 Roger Bergey (2)
- 1964 Dave Hunter (2)
- 1966 Ben Pomeroy (1)
- 1967 Ben Pomeroy (1)
- Ron Panneton (2)
- 1968 Bob Sherwood (1)
- 1970 Bob Sherwood (2)
- 1971 Tom Jasper (1)
- Steve Dodge (2)
- 1972 Jeff Trammell (2)
- 1973 Mike Arizin (2)
- 1974 Mike Arizin (2)
- 1975 Ron Satterthwaite (1)
- 1976 John Lowenhaupt (1)
- Ron Satterthwaite (2)
- 1977 John Lowenhaupt (2)



Ben Pomeroy was a two-time First-Team All-Southern Conference selection.

SOUTHERN CONFERENCE

TOURNAMENT MVP

- 1948 Jere Bunting
- 1949 Chet Giermak

SOUTHERN CONFERENCE

ALL-TOURNAMENT TEAM

- 1942 Glenn Knox (1)
- Al Vandeweghe (1)
- 1945 Stan Magdziak (2)
- 1948 Jere Bunting (1)
- 1949 Chet Giermak (1)
- 1950 Ed McMillan (1)
- 1951 Ed McMillan (1)
- 1952 Bill Chambers (2)
- 1958 Jeff Cohen (1)
- Roy Lange (1)
- 1959 Jeff Cohen (1)
- Roy Lange (1)
- 1960 Jeff Cohen (1)
- 1961 Jeff Cohen (1)
- Roger Bergey (2)
- 1963 Bob Harris (2)
- 1965 Martin Morris (1)
- Walter Wenk (1)
- Ben Pomeroy (2)
- 1966 Tim Walter (2)
- 1967 Ron Panneton (2)
- 1970 Bob Sherwood (2)
- 1971 Tom Jasper (1)
- 1972 Jeff Trammell (1)
- Jerry Fisher (2)
- 1973 Tom Pflugst (1)
- Mike Arizin (2)
- 1974 Mike Arizin (1)
- 1975 John Lowenhaupt (1)
- Ron Satterthwaite (1)
- 1976 Ron Satterthwaite (1)





Thomas Roberts was a three-time Second-Team All-CAA selection.

**SOUTHERN CONFERENCE
PLAYER OF THE WEEK**

- 1970 Bob Sherwood (wk 2)
- 1971 Tom Jasper (wk 6)
- 1973 Matt Courage (wk 2)
- Mike Arizin (wk 9)
- 1974 Mike Arizin (wk 2)
- 1975 John Lowenhaupt (wk 11)
- 1976 Ron Satterthwaite (wk 1)
- Ron Satterthwaite (wk 9)
- John Lowenhaupt (wk 10)

ALL-ECAC SOUTH

- 1981 Mike Strayhorn (1)
- 1983 Keith Cieplicki (1)
- Brant Weidner (1)
- 1984 Keith Cieplicki (1)
- 1985 Keith Cieplicki (1)

**ECAC SOUTH
ALL-TOURNAMENT TEAM**

- 1983 Keith Cieplicki
- Kevin Richardson
- 1985 Keith Cieplicki

ECAC SOUTH ALL-STAR TEAM

- 1981 Mike Strayhorn

CAA ROOKIE OF THE YEAR

- 1990 Thomas Roberts
- 2004 Corey Cofield

ALL-CAA

- 1988 Tim Trout (2)
- 1989 Tom Bock (2)
- 1991 Thomas Roberts (2)
- 1992 Thomas Roberts (2)
- 1993 Thomas Roberts (2)
- 1995 Kurt Small (2)

- 1996 David Cully (2)
- 1997 Bobby Fitzgibbons (2)
- 1998 Randy Bracy (1)
- Terence Jennings (2)
- 2000 Jim Moran (2)
- 2001 Jim Moran (2)
- 2002 Mike Johnson (2)
- 2003 Adam Hess (1)
- 2004 Adam Hess (1)
- Corey Cofield (3)
- 2005 Corey Cofield (3)
- 2007 Adam Payton (3)
- 2008 Laimis Kisielius (3)

CAA ALL-ROOKIE TEAM

- 1987 Curtis Pride
- 1988 Jimmy Apple
- 1989 Scott Smith
- 1990 Thomas Roberts
- 1991 Chris Jensen
- 1992 Kurt Small
- 1996 Randy Bracy
- 1998 Jim Moran
- Bill Phillips
- 2000 Adam Duggins
- 2002 Nick D'Antoni
- 2003 Jack Jenkins
- 2004 Corey Cofield
- 2005 Laimis Kisielius
- 2006 Calvin Baker
- 2007 **David Schneider**

CAA ALL-DEFENSIVE TEAM

- 1988 Curtis Pride
- 1989 Curtis Pride
- 1991 Derrick Peters
- 1992 Derrick Peters
- 1994 David Cully
- 1995 David Cully
- 1996 David Cully
- 1997 Shaka Arnold
- 1998 Terence Jennings
- 2000 Jim Moran

CAA ALL-TOURNAMENT TEAM

- 1988 Tim Trout
- 1997 Randy Bracy
- 2008 Laimis Kisielius
- 2008 **David Schneider**
- 2008 **Danny Sumner**

CAA MALE SCHOLAR-ATHLETE OF THE YEAR

- 2004 Adam Hess

CAA MEN'S BASKETBALL SCHOLAR-ATHLETE OF THE YEAR

- 2003 Adam Hess
- 2004 Adam Hess
- 2008 **David Schneider**

CAA ALL-ACADEMIC TEAM

- 1988 Tim Trout
- 1989 Matt O'Reilly
- 1990 Matt O'Reilly
- 2002 Adam Hess
- 2003 Adam Duggins
- Adam Hess
- 2004 Nick D'Antoni
- Adam Hess
- 2005 Nick D'Antoni
- 2006 Hawley Smith
- 2007 Adam Trumbower (1)
- Laimis Kisielius (2)
- Kyle Carrabine (2)
- 2008 **David Schneider (1)**
- Laimis Kisielius (2)
- Chris Stratton (2)

Coach Awards

NABC DISTRICT COACH OF THE YEAR

- 1983 Bruce Parkhill
- 1998 Charlie Woollum

ECAC SOUTH COACH OF THE YEAR

- 1983 Bruce Parkhill

CAA COACH OF THE YEAR

- 1983 Bruce Parkhill
- 1998 Charlie Woollum
- 2008 **Tony Shaver**

COLLEGEINSIDER.COM

CAA COACH OF THE YEAR

- 2007 **Tony Shaver**
- 2008 **Tony Shaver**

COLLEGEINSIDER.COM MID-MAJOR COACH OF THE YEAR FINALIST

- 2008 **Tony Shaver**



Tony Shaver was a finalist for CollegeInsider.com Mid-Major Coach of the Year after earning CAA Coach of the Year honors in 2008.



'08-09 TRIBE BASKETBALL

ZEB COPE
JDA DIJON BOURGOGNE
FRANCE - PRO A LEAGUE
AT W&M 2001-04

Enters his third season playing in the French Pro A League, but switched over to JDA Dijon Bourgogne in 2008-09 after playing the previous two seasons with Entente Orleans 45 of the French Pro A league ... After averaging 10 points and five rebounds per game in his first season with Orleans, averaged 10.9 points and 4.9 rebounds per game last year ... Had back-to-back games of 20-plus points with 24 against Strasbourg on Jan. 5 and 23 versus Dijon on Jan. 11 ... Played his first two professional seasons in Switzerland with BC Boncourt ... Helped Boncourt from the top division in Switzerland advance to the finals of the LNA Championship in 2005-06, after the team claimed the Swiss regular season crown with an 18-4 record ... Ranked fifth in the LNA with 9.8 rebounds per game ... Averaged 12.0 points and 6.0 rebounds per game as a senior at W&M, shooting .379 from the three-point line, the 11th-best single-season mark in school history.

ADAM HESS
ARTLAND DRAGONS
GERMANY - BUNDESLIGA
AT W&M 2002-04

Returned to the German Bundesliga to play a second year with the Artland Dragons after spending last season with Roanne of the French Pro A League ... Averaged 10.7 points and 5.3 rebounds per game, while shooting 46 percent from the floor with Roanne of the French Pro A League ... Spent the 2006 and 2007 NBA Las Vegas Summer Leagues playing for the Phoenix Suns ... Played with Artland in 2006-07 and earned Second-Team All-Bundesliga honors while ranking fourth in the league in scoring ... Named an all-star on three occasions in both Germany and the Czech Republic ... Started professional career playing two seasons with BK ECM Nymburk in the NBL, the top division in the Czech Republic, helping the team to back-to-back league championships ... In 2005-06, was named to the Czech league's All-Imports list as well as second-team all-league after ranking fourth in the NBL in the value index ratings ... Won the NBL three-point shooting competition in 2004 ... First-Team Academic All-American at W&M, was twice voted to the CAA first team and became the first Tribe player to lead the league in scoring with 20.3 points per game in 2003-04 ... Ended his W&M career ranked sixth in school history with an average of 17.9 points per game.



Adam Hess
Artland Dragons (German Bundesliga)



Adam Payton
Lille Metropole (French N1 League)



Sherman Rivers
Sheffield Sharks (British Basketball League)

JIM MORAN
KALISE GRAN CANARIA
SPAIN - ACB LEAGUE
AT W&M 1998-2001

In his ninth season with Gran Canaria of the ACB (top division) in Spain ... Averaged 5.9 points, 1.7 rebounds and 1.2 assists per game in 23 contests and shot 45 percent from 3-point range last season ... Scored 14 points, including a 4-of-5 effort from the field and 2-of-3 shooting from 3-point range, on Feb. 3 in an 86-74 win over Iurbentia Bilbao ... Played in all 34 regular season games in 2006-07, averaging 7.6 points while shooting 35 percent from three-point range to go along with 2.7 rebounds per game ... Ended his college career with 1,324 points, 13th in Tribe history, and ranks sixth at W&M with 141 career three-point field goals.

ADAM PAYTON
LILLE METROPOLE
FRANCE - N1 LEAGUE
AT W&M 2004-07

Signed to play with Lille Metropole of the France-N1 league for the 2008-09 season ... Played his first season of professional basketball with BC Boncourt of the LNA league in Switzerland ... Averaged 13.7 points, 3.0 rebounds, 3.6 assists, and 2.1 steals per game ... Ranked second on the team in scoring, evaluation (14.4 per game) and minutes played (32.5) ... Led Boncourt in assists and steals ... Ranked 10th in the LNA in steals per game ... Scored 20-plus points on three occasions including a season high 23 points against Bristol on Dec. 13, 2007 ... Garnered Third-Team All-CAA honors as a senior with W&M in 2007 ... Led the Tribe in scoring and rebounds as a senior with 13.8 points and 4.0 rebounds per game ... Finished his W&M career averaging 10.5 points and 3.3 rebounds per game over two season, while shooting 47.8 percent from the field.

SHERMAN RIVERS
SHEFFIELD SHARKS
ENGLAND - BBL
AT W&M 2000-03

Returns to the same place where he started his professional career in the British Basketball League ... Signed for the 2008-09 season with the Sheffield Sharks where he will be united with former Tribe standout Todd Cauthorn, who is an assistant coach with the Sharks ... Played last season for Academica de Coimbra of the Portuguese Proliga ... Averaged 9.7 points, 3.7 rebounds and 1.6 assists per game with Academica ... Played two seasons for BK Sadska of the NBL (top division) in the Czech Republic ... Averaged 13.8 points and 2.8 rebounds per game in his first season with BK Sadska in 2005-06 and averaged 12.2 points, 4.0 rebounds and 2.1 assists for BK Sadska in 2006-07 ... Started his pro career with in the British Basketball League with the Milton Keynes Lions ... Ended his college career with 925 points, 400 rebounds and 272 assists, playing in all 113 of W&M's games during his time on campus.



1. CHET GIERMACK									
1947-50									
					2,052 POINTS				
Year	G-GS	FG-A	Pct	3FG-A	Pct	FT-A	Pct	Pts-Avg	
1947	23	120-NA	NA			32-NA	NA	272-11.8	
1948	23	168-448	.375			58-122	.475	394-17.1	
1949	34	301-673	.447			138-199	.693	740-21.8	
1950	31	258-630	.410			130-196	.663	646-20.8	
Career	111	847-NA	NA			358-NA	NA	2052-18.5	



2. JEFF COHEN									
1958-61									
					2,003 POINTS				
Year	G-GS	FG-A	Pct	3FG-A	Pct	FT-A	Pct	Pts-Avg	
1958	29	146-341	.428			113-164	.689	405-14.0	
1959	24	150-342	.439			95-142	.669	395-16.5	
1960	26	230-458	.502			168-232	.724	628-24.2	
1961	24	193-404	.478			189-246	.768	575-24.0	
Career	103	719-1545	.465			565-784	.721	2003-19.4	



3. JOHN LOWENHAUPT									
1975-78									
					1,866 POINTS				
Year	G-GS	FG-A	Pct	3FG-A	Pct	FT-A	Pct	Pts-Avg	
1975	28	167-350	.477			63-82	.768	397-14.2	
1976	28	180-358	.503			131-153	.856	465-16.0	
1977	30	192-374	.513			134-161	.832	518-17.3	
1978	26	195-337	.579			114-132	.864	504-19.4	
Career	112	734-1419	.541			360-437	.824	1812-16.0	



4. KEITH CIEPLICKI									
1982-85									
					1,812 POINTS				
Year	G-GS	FG-A	Pct	3FG-A	Pct	FT-A	Pct	Pts-Avg	
1982	28	144-275	.524			64-82	.780	352-12.6	
1983	29	167-310	.539			131-153	.856	465-16.0	
1984	28	180-343	.525			69-79	.873	429-15.3	
1985	28	235-413	.569			96-123	.780	566-20.2	
Career	113	726-1341	.541			360-437	.824	1812-16.0	



5. THOMAS ROBERTS									
1990-93									
					1,765 POINTS				
Year	G-GS	FG-A	Pct	3FG-A	Pct	FT-A	Pct	Pts-Avg	
1990	28-27	143-321	.445	19-61	.311	87-129	.674	392-14.0	
1991	27-26	172-352	.489	7-37	.189	103-161	.640	454-16.8	
1992	29-27	160-363	.441	28-82	.341	101-135	.748	449-15.5	
1993	27-27	162-346	.468	21-53	.396	125-183	.683	470-17.4	
Career	111-107	637-1382	.461	75-233	.322	416-608	.684	1765-15.9	



7. KURT SMALL									
1992-95									
					1,487 POINTS				
Year	G-GS	FG-A	Pct	3FG-A	Pct	FT-A	Pct	Pts-Avg	
1992	27-8	52-126	.413	9-31	.290	42-61	.618	155-5.7	
1993	27-12	126-284	.444	23-59	.390	150-208	.721	425-15.7	
1994	27-20	140-335	.418	28-82	.341	115-151	.762	423-15.7	
1995	27-27	168-416	.404	26-99	.263	122-166	.735	484-17.9	
Career	108-67	486-1161	.419	86-271	.317	429-593	.723	1487-13.8	




7. BILL CHAMBERS									
1951-53									
					1,456 POINTS				
Year	G-GS	FG-A	Pct	3FG-A	Pct	FT-A	Pct	Pts-Avg	
1951	31	199-413	.482			134-212	.632	532-17.2	
1952	28	168-368	.457			123-165	.745	459-16.4	
1953	23	157-332	.473			151-197	.766	465-20.2	
Career	82	524-1113	.471			408-574	.711	1456-17.8	



8. JOHN MAHONEY									
1952-55									
					1,446 POINTS				
Year	G-GS	FG-A	Pct	3FG-A	Pct	FT-A	Pct	Pts-Avg	
1952	9	9-41	.220			13-22	.591	31-3.4	
1953	22	103-249	.414			97-139	.698	303-13.8	
1954	23	145-302	.480			166-223	.744	456-19.8	
1955	24	220-474	.464			216-286	.755	656-27.3	
Career	78	477-1066	.447			492-670	.734	1446-18.5	



9. RON SATTERTHWAITE									
1974-77									
					1,394 POINTS				
Year	G-GS	FG-A	Pct	3FG-A	Pct	FT-A	Pct	Pts-Avg	
1974	27	103-226	.456			94-117	.803	300-11.1	
1975	28	177-381	.465			119-159	.748	473-16.9	
1976	22	147-303	.485			78-107	.729	372-16.9	
1977	29	95-231	.411			59-97	.608	249-8.6	
Career	106	522-1141	.457			350-480	.729	1394-13.2	



10. ADAM HESS									
2002-04									
					1,341 POINTS				
Year	G-GS	FG-A	Pct	3FG-A	Pct	FT-A	Pct	Pts-Avg	
2002	19-16	72-191	.377	19-75	.253	46-65	.708	209-11.0	
2003	28-28	191-409	.467	68-183	.372	114-135	.844	564-20.1	
2004	28-28	194-461	.421	57-189	.302	123-163	.755	548-20.3	
Career	75-72	457-1061	.431	144-447	.322	283-363	.780	1341-17.9	



11. ED MCMILLAN									
1948-51									
					1,340 POINTS				
Year	G-GS	FG-A	Pct	3FG-A	Pct	FT-A	Pct	Pts-Avg	
1948	23	89-251	.355			43-62	.694	221-9.6	
1949	34	146-413	.354			65-100	.650	357-10.5	
1950	32	141-404	.349			82-112	.732	364-11.4	
1951	31	156-444	.351			86-121	.711	398-12.8	
Career	120	532-1512	.352			276-395	.699	1340-11.2	



12. SCOTT SMITH									
1989-92									
					1,339 POINTS				
Year	G-GS	FG-A	Pct	3FG-A	Pct	FT-A	Pct	Pts-Avg	
1989	23-21	98-195	.503	0-0	.000	44-73	.603	240-10.4	
1990	28-27	163-302	.540	0-2	.000	83-116	.716	409-14.6	
1991	27-25	149-303	.492	0-1	.000	58-100	.580	356-13.2	
1992	29-24	146-317	.461	0-0	.000	42-70	.600	334-11.5	
Career	107-97	556-1117	.498	0-3	.000	227-359	.632	1339-12.5	



13. JIM MORAN									
1998-01									
					1,324 POINTS				
Year	G-GS	FG-A	Pct	3FG-A	Pct	FT-A	Pct	Pts-Avg	
1998	25-24	75-163	.460	19-50	.380	35-54	.648	204-8.2	
1999	27-27	129-265	.487	44-106	.415	55-79	.696	357-13.2	
2000	27-27	140-303	.462	47-128	.367	54-75	.720	381-14.1	
2001	28-27	135-289	.467	31-92	.337	81-123	.659	382-13.6	
Career	107-105	479-1020	.470	141-376	.375	225-331	.680	1324-12.4	



14. RANDY BRACY									
1996-99									
					1,229 POINTS				
Year	G-GS	FG-A	Pct	3FG-A	Pct	FT-A	Pct	Pts-Avg	
1996	26-23	80-217	.369	33-95	.347	62-93	.667	255-9.8	
1997	22-15	88-257	.342	39-123	.317	71-107	.664	286-13.0	
1998	26-26	149-363	.410	65-172	.378	85-122	.697	448-17.2	
1999	18-15	82-220	.373	34-105	.324	42-62	.677	240-13.3	
Career	92-79	399-1057	.377	171-495	.345	260-384	.677	1229-13.4	



15. MATT VERKEY									
1993-96									
					1,209 POINTS				
Year	G-GS	FG-A	Pct	3FG-A	Pct	FT-A	Pct	Pts-Avg	
1993	26-2	86-207	.415	50-121	.413	47-61	.770	269-10.3	
1994	27-24	116-275	.422	63-164	.384	63-79	.797	358-13.3	
1995	27-11	101-247	.409	49-146	.336	48-62	.774	299-11.1	
1996	26-26	89-228	.390	56-152	.368	49-65	.754	283-10.9	
Career	106-84	392-957	.410	218-583	.374	207-267	.775	1209-11.4	



16. ROY LANGE									
1956-59									
					1,192 POINTS				
Year	G-GS	FG-A	Pct	3FG-A	Pct	FT-A	Pct	Pts-Avg	
1956	13	15-37	.405			10-21	.476	40-3.1	
1957	26								

'08-'09 TRIBE BASKETBALL




17. BEV VAUGHAN
1958-61 **1,185 POINTS**

Year	G-GS	FG-A	Pct	3FG-A	Pct	FT-A	Pct	Pts-Avg
1958	23	72-189	.381			105-132	.795	249-10.8
1959	22	86-223	.386			92-134	.687	264-12.0
1960	26	148-319	.464			147-199	.739	443-17.0
1961	17	78-179	.436			73-110	.664	229-13.5
Career	88	384-910	.422			417-575	.725	1185-13.5



18. RON PANNETON
1966-68 **1,182 POINTS**

Year	G-GS	FG-A	Pct	3FG-A	Pct	FT-A	Pct	Pts-Avg
1966	25	105-269	.390			86-121	.711	296-11.8
1967	25	172-340	.506			172-213	.808	516-20.6
1968	23	129-294	.439			112-132	.848	370-16.1
Career	73	406-903	.450			370-466	.794	1182-16.2



19. MATT COURAGE
1973-77 **1,164 POINTS**

Year	G-GS	FG-A	Pct	3FG-A	Pct	FT-A	Pct	Pts-Avg
1973	27	115-258	.446			58-83	.699	288-10.7
1974	27	82-185	.443			25-38	.658	189-7.0
1975	26	88-181	.486			58-82	.707	234-9.0
1977	30	193-377	.512			67-81	.827	453-15.1
Career	110	478-1001	.478			208-284	.732	1164-10.6




20. CARL PARKER
1993-96 **1,150 POINTS**

Year	G-GS	FG-A	Pct	3FG-A	Pct	FT-A	Pct	Pts-Avg
1993	27-1	37-75	.493	0-0	.000	9-18	.500	83-3.1
1994	27-20	111-199	.558	0-0	.000	47-85	.553	269-10.0
1995	27-27	166-305	.544	0-0	.000	70-129	.543	402-14.9
1996	26-26	164-274	.599	0-2	.000	68-133	.511	396-15.2
Career	107-74	478-853	.560	0-2	.000	194-365	.532	1150-10.7



21. KEVIN RICHARDSON
1982-85 **1,139 POINTS**

Year	G-GS	FG-A	Pct	3FG-A	Pct	FT-A	Pct	Pts-Avg
1982	28	53-91	.582			63-97	.649	169-6.0
1983	29	97-176	.551			60-76	.789	254-8.8
1984	28	124-226	.549			54-86	.628	302-10.8
1985	28	167-336	.497			80-111	.721	414-14.8
Career	113	441-829	.532			257-370	.695	1139-10.1



22. LAIMIS KISIELIUS
2005-08 **1,133 POINTS**

Year	G-GS	FG-A	Pct	3FG-A	Pct	FT-A	Pct	Pts-Avg
2005	28-20	78-203	.384	19-63	.302	69-90	.767	244-8.7
2006	28-25	68-198	.343	12-60	.200	51-68	.750	199-7.1
2007	29-28	112-241	.465	36-89	.404	68-93	.731	328-11.3
2008	32-29	126-325	.388	42-128	.328	68-103	.660	362-11.3
Career	117-102	384-967	.397	109-340	.321	256-354	.723	1133-9.7



23. BEN POMEROY
1965-67 **1,085 POINTS**

Year	G-GS	FG-A	Pct	3FG-A	Pct	FT-A	Pct	Pts-Avg
1965	25	123-295	.417			63-99	.636	309-12.4
1966	24	163-362	.456			81-132	.614	411-17.1
1967	25	136-318	.428			93-132	.705	365-14.6
Career	74	424-975	.435			237-363	.653	1085-14.7




24. COREY COFIELD
2004-07 **1,080 POINTS**

Year	G-GS	FG-A	Pct	3FG-A	Pct	FT-A	Pct	Pts-Avg
2004	28-21	126-224	.563	0-0	.000	118-186	.634	370-13.2
2005	29-27	119-248	.480	0-0	.000	144-179	.804	382-13.2
2006	28-15	112-202	.554	0-0	.000	63-92	.685	287-10.3
2007	12-2	16-39	.410	0-0	.000	9-15	.600	41-3.4
Career	97-65	373-713	.523	0-0	.000	334-472	.708	1080-11.1




25. SCOTT WHITLEY
1978-81 **1,061 POINTS**

Year	G-GS	FG-A	Pct	3FG-A	Pct	FT-A	Pct	Pts-Avg
1978	21	28-49	.571			37-53	.698	93-4.4
1979	26	128-282	.454			68-86	.767	322-12.4
1980	26	134-299	.448			81-101	.802	349-13.6
1981	28	116-260	.446			63-88	.739	297-10.6
Career	101	406-890	.456			249-328	.759	1061-10.5



26. BOB SHERWOOD
1968-70 **1,051 POINTS**

Year	G-GS	FG-A	Pct	3FG-A	Pct	FT-A	Pct	Pts-Avg
1968	24	222-438	.507			101-135	.748	545-22.7
1970	27	209-399	.524			88-127	.693	506-18.7
Career	51	431-837	.515			189-262	.721	1051-20.6



27. NATHAN MANN
2005-08 **1,031 POINTS**

Year	G-GS	FG-A	Pct	3FG-A	Pct	FT-A	Pct	Pts-Avg
2005	29-18	82-226	.363	37-121	.306	25-36	.694	226-7.8
2006	28-7	72-196	.367	51-124	.411	23-30	.767	218-7.8
2007	30-27	97-251	.386	54-167	.323	26-33	.788	274-9.1
2008	33-32	104-291	.357	73-211	.346	32-44	.727	313-9.5
Career	120-84	355-964	.368	215-623	.345	106-143	.741	1031-8.6




28. BILL BARNES
1979-82 **1,028 POINTS**

Year	G-GS	FG-A	Pct	3FG-A	Pct	FT-A	Pct	Pts-Avg
1979	26	79-169	.467			54-93	.581	212-8.2
1980	27	99-204	.485			117-159	.736	315-11.7
1981	28	85-182	.467			88-134	.657	258-9.2
1982	28	84-171	.491			75-135	.556	243-8.7
Career	109	347-726	.478			334-521	.641	1028-9.4



29. JIMMY APPLE
1988-91 **1,017 POINTS**

Year	G-GS	FG-A	Pct	3FG-A	Pct	FT-A	Pct	Pts-Avg
1988	29-2	118-286	.413	51-134	.381	53-61	.869	340-11.7
1989	28-25	138-325	.425	41-111	.369	56-65	.862	373-13.3
1990	28-12	108-289	.374	32-96	.333	56-65	.862	304-10.9
1991	1-1	0-1	.000	0-0	.000	0-0	.000	0-0.0
Career	86-40	364-901	.404	124-341	.364	165-191	.864	1017-11.8



30. TIM TROUT
1985-88 **1,011 POINTS**

Year	G-GS	FG-A	Pct	3FG-A	Pct	FT-A	Pct	Pts-Avg
1985	16-	14-32	.438			8-15	.533	36-2.3
1986	28-14	47-123	.382			46-74	.622	140-5.0
1987	27-21	118-252	.468	0-0	.000	110-158	.696	346-12.8
1988	29-28	190-364	.522	0-1	.000	109-159	.686	489-16.9
Career	100-63	369-771	.479	0-1	.000	273-406	.672	1011-10.1



KAPLAN AREANA AT WILLIAM AND MARY HALL RECORDS

POINTS

- Individual**
 41 Reggie Williams (VMI) vs. Cornell (12/1/06)
 40 Anton Gill (East Carolina) vs. W&M (1/19/94)
 36 Mit Winter (W&M) vs. JMU (2/24/01)
 Lamont Strothers (CNU) vs. W&M (12/22/88)
 35 Mike Arizin (W&M) vs. Richmond (12/11/73)
 Henry Williams (Jacksonville) vs. W&M (11/27/72)
 Tom Jasper (W&M) vs. Georgetown (12/7/70)
- Team**
 116 W&M vs. George Mason (2/27/95)
- Both Teams**
 210 W&M (116) vs. George Mason (94) (2/27/95)
- Fewest Points**
 32 Christopher Newport vs W&M (11/30/81)
- Fewest Points - Both Teams**
 80 W&M (38) vs. Princeton (42) (1/26/77)

FIELD GOALS

- Individual**
 15 Henry Williams (Jacksonville) vs. W&M (11/27/72)
 Tom Jasper (W&M) vs. Georgetown (12/7/70)
- Team**
 43 W&M vs. George Mason (2/27/95)

FIELD GOAL ATTEMPTS

- Individual**
 26 Tom Jasper (W&M) vs. Georgetown (12/7/70)
- Team**
 97 George Mason vs. W&M (2/26/96)
- 3-POINT FIELD GOALS**
- Individual**
 9 Matt Verkey (W&M) vs. GMU (2/27/95)
- Team**
 19 VMI vs. Cornell (12/1/06)
- 3-POINT FIELD GOAL ATTEMPTS**
- Individual**
 13 Emanuel Mathis (VCU) vs. W&M (1/18/03)
 Matt Verkey (W&M) vs. GMU (2/27/95)
- Team**
 54 VMI vs. Cornell (12/1/06)

FREE THROWS

- Individual**
 17 Mit Winter (W&M) vs. JMU (2/24/01)
- Team**
 38 Duke vs. W&M (1/22/90)
 W&M vs. Davidson (1/3/73)
- Fewest - Team**
 0 W&M vs. Albright (11/21/98)
 W&M vs. Iona (2/14/74)

FREE THROW ATTEMPTS

- Individual**
 18 Thomas Roberts (W&M) vs. GMU (1/11/92)
- Team**
 47 W&M vs. Davidson (1/3/73)
- Fewest - Team**
 0 W&M vs. Iona (2/14/74)

REBOUNDS

- Individual**
 26 David Cully (W&M) vs. VMI (1/17/96)
- Team**
 67 W&M vs. Marymount (11/29/95)

ASSISTS

- Individual**
 15 Scott Coval (W&M) vs. GMU (2/23/85)
- Team**
 33 W&M vs. George Mason (2/27/95)

STEALS

- Individual**
 8 Rod Musselman vs. Washington College (1/10/76)

BLOCKS

- Individual**
 10 David Cully (W&M) vs. GMU (2/15/95)
- Team**
 17 W&M vs. George Mason (2/26/96)

PERSONAL FOULS

- Individual**
 6 Josh Clark (VCU) vs. W&M (1/12/02)
- Team**
 32 Davidson vs. W&M (1/3/73)

THE KRAZE AWARD



John Kratzer, captain of William and Mary's 1977-78 men's basketball team, received the inaugural United States Basketball Writers Association Most Courageous Athlete award. After lettering his first two years at forward, Kratzer was diagnosed with cancer and battled the disease for three more years. Throughout the ordeal, John never lost his sense of humor and continued to be the player who kept the team loose and served as an inspiration. "Kraze" attended practices and sat on the bench his senior year, playing a major role in W&M's 78-75 win over No. 2 North Carolina on December 7, 1977. Through it all, John's warmth, cheerfulness and courage touched countless people.

The "Kraze Award" is William and Mary basketball's most coveted award. Recipients over the past years include:

- 1993 Brendan Connor
- 1995 Carl Parker
- 1996 Carl Parker
- 1997 Shaka Arnold
- 1998 Terence Jennings
- 1999 Jim Moran
- 2000 James Haunty
- 2001 Brian Brown
- 2002 Cody Carbaugh
- 2003 Sherman Rivers
- 2004 Zeb Cope
- 2007 **David Schneider**
- 2008 **David Schneider**



David Schneider has been named the Kraze Award winner each of the last two years.

'08-09 TRIBE BASKETBALL

RETIRED JERSEYS



#42 John Lowenhaupt - 1,866 points



#52 Jeff Cohen - 2,003 points



#32 Bill Chambers
1,456 points



#32 Chet Giermak
2,052 points




#14 Keith Cieplicki
1,812 points

NBA DRAFT PICKS



Scott Whitley
1978-81

- 1985 Keith Cieplicki, by Los Angeles Lakers
22nd pick of the seventh round (161st overall)
- 1983 Brant Weidner, by San Antonio Spurs
20th pick of the fourth round (90th overall)
- 1981 Scott Whitley, by Indiana Pacers
12th pick of the ninth round (195th overall)
- 1961 Jeff Cohen, by Chicago Packers
14th pick of the second round (23rd overall)
- 1959 Don Lange, by Boston Celtics
Eighth pick of the fifth round (38th overall)
- 1955 John Mahoney, by Boston Celtics
Boston's eighth pick
- 1953 Bill Chambers, by Minneapolis Lakers
Minneapolis' 11th pick
- 1950 Chet Giermak, by Rochester Royals
Rochester's fourth pick



Brant Weidner
1979-82

80

W&M RECORD VS. OPPONENTS

Opponent	Meetings						First	Last
	G	Overall	H	A	N	Pct.		
Air Force	2	2-0	0-0	0-0	2-0	1.000	12/28/68	12/30/95
AKRON	2	2-0	0-0	1-0	1-0	1.000	1949-50	12/2/01
UAB	1	0-1	0-0	0-0	1-0	.000	12/28/96	12/28/96
Alaska	1	0-1	0-0	0-0	1-0	.000	12/30/89	12/30/89
Albright	2	2-0	1-0	1-0	0-0	1.000	1948-49	11/21/98
American	45	11-34	11-9	19-1	4-1	.244	1946-47	1/31/01
American International	1	1-0	0-0	1-0	0-0	1.000	1947-48	1947-48
Appalachian State	6	5-1	3-0	2-1	0-0	.833	12/11/72	1/8/77
Apprentice School	9	8-1	5-0	3-1	0-0	.889	1934-35	1943-44
Arizona State	1	0-1	0-0	0-1	0-0	.000	12/27/96	12/27/96
Arkansas State	1	1-0	0-0	1-0	0-0	1.000	12/20/63	12/20/63
Army	4	2-2	1-1	1-1	0-0	.500	12/7/88	1/7/92
Auburn	1	1-0	0-0	0-0	0-0	1.000	12/29/81	12/29/81
Baltimore	3	2-1	2-0	0-1	0-0	.667	1/11/49	2/10/75
Baylor	1	0-1	0-0	0-1	0-0	.000	12/26/68	12/26/68
Bluefield	1	1-0	1-0	0-0	0-0	1.000	2/14/80	2/14/80
Boston College	1	0-1	0-0	0-0	0-1	.000	12/15/62	12/15/62
Boston University	3	1-2	0-0	0-2	1-0	.333	2/25/47	12/28/54
Bowling Green	1	0-1	0-0	0-1	0-0	.000	1949-50	1949-50
Bradley	2	0-2	0-0	0-1	0-1	.000	1940-41	12/21/94
Bridgewater	12	12-0	4-0	3-0	0-0	1.000	1921-22	12/1/86
Cal State Fullerton	1	1-0	0-0	0-0	1-0	1.000	12/9/77	12/9/77
UCLA	2	0-2	0-0	0-1	0-1	.000	12/29/70	12/23/76
UC Santa Barbara	1	1-0	0-0	1-0	0-0	1.000	12/22/76	12/22/76
Campbell	8	6-2	4-0	2-1	0-1	.750	1/2/93	11/26/05
Catholic	8	5-3	2-0	2-1	0-0	.625	1925-26	12/2/96
Centenary (N.J.)	1	1-0	1-0	0-0	0-0	1.000	1/17/98	1/17/98
Central Florida	1	0-1	0-0	0-1	0-0	.000	1/2/89	1/2/89
Charleston (W. Va.)	5	4-1	2-0	1-1	1-0	.800	1949-50	1959-60
Charleston Southern	2	2-0	1-0	1-0	0-0	1.000	11/24/01	1/2/03
Charlotte	1	0-1	0-0	0-0	0-1	.000	12/21/91	12/21/91
Christopher Newport	13	13-0	13-0	0-0	0-0	1.000	11/29/76	12/22/89
Cincinnati	6	0-6	0-2	0-4	0-0	.000	3/17/50	1/27/73
The Citadel	52	30-22	20-6	7-16	3-0	.577	1939-40	11/26/01
Clemson	4	2-2	1-1	1-1	0-0	.500	1940-41	1953-54
Coker						First Meeting		
Colby	1	1-0	0-0	1-0	0-0	1.000	12/6/49	12/6/49
Colorado State	1	1-0	0-0	0-0	1-0	1.000	12/28/85	12/28/85
Columbia	2	1-1	1-0	0-0	0-1	.500	12/28/56	12/30/74
Connecticut	1	0-1	0-0	0-1	0-0	.000	12/28/67	12/28/67
Cornell	1	1-0	1-0	0-0	0-0	1.000	12/2/06	12/2/06
Davidson	48	27-21	14-5	10-8	3-8	.563	1933-34	12/30/00
Delaware	20	6-14	3-6	2-7	1-0	.300	1915-16	1/2/08
Delaware Valley	1	1-0	1-0	0-0	0-0	1.000	11/25/78	11/25/78
Detroit	1	0-1	0-0	0-1	0-0	.000	12/28/65	12/28/65
Dickenson	1	1-0	1-0	0-0	0-0	1.000	12/11/75	12/11/75
Drexel	19	5-14	4-5	1-8	0-1	.263	1/23/84	2/20/08
Duke	30	3-27	2-5	0-16	0-4	.100	1911-12	1/2/00
Duquesne	2	0-2	0-0	0-2	0-0	.000	12/11/59	12/30/70
East Carolina	79	42-37	26-13	11-23	5-1	.532	12/15/61	11/30/02
East Tennessee State	1	1-0	0-0	1-0	0-0	1.000	12/28/63	12/28/63
Eastern Connecticut	1	1-0	1-0	0-0	0-0	1.000	12/1/75	12/1/75
Eastern Kentucky	2	1-1	0-0	0-0	1-1	.500	12/27/63	12/27/65
Elizabethtown	1	1-0	1-0	0-0	0-0	1.000	11/27/81	11/27/81
Elon	5	5-0	0-0	1-0	1-0	1.000	1923-24	12/22/98
Emory and Henry	9	5-4	2-1	0-1	0-0	.556	1926-27	1933-34
Evansville	2	1-1	0-0	1-1	0-0	.500	1957-58	12/27/66
Fairfield	3	1-2	1-0	0-2	0-0	.333	12/22/73	12/31/07
Florida Southern	3	3-0	2-0	1-0	0-0	1.000	1/31/66	2/3/72
Fordham	4	1-3	0-1	1-2	0-0	.250	1941-42	11/22/02
Furman	50	26-24	14-6	8-17	4-1	.520	1/29/40	11/17/98
Gallaudet	1	1-0	0-0	1-0	0-0	1.000	1921-22	1921-22

Opponent	Meetings						First	Last
	G	Overall	H	A	N	Pct.		
George Mason	63	26-34	16-13	10-18	0-3	.433	2/4/78	3/10/08
George Washington	63	26-37	18-8	3-21	3-4	.413	1920-21	11/29/03
Georgetown	10	4-6	2-1	1-5	0-0	.400	1925-26	11/10/07
Georgia	2	0-2	0-1	0-0	0-1	.000	1932-33	12/27/85
Georgia State	6	4-2	1-0	2-1	1-1	.667	1/14/06	3/7/08
Georgia Tech	7	1-6	1-0	0-6	0-0	.143	12/6/61	12/29/87
Guilford	8	6-2	2-0	0-1	0-0	.750	1923-24	1933-34
Hampden-Sydney	69	54-15	31-4	4-2	0-0	.783	1910-11	11/24/90
Hampton	13	8-5	4-3	4-2	0-0	.615	12/20/95	12/29/07
Hartford	1	1-0	1-0	0-0	0-0	1.000	11/19/04	11/19/04
Harvard						First Meeting		
Haverford	1	1-0	1-0	0-0	0-0	1.000	12/2/74	12/2/74
Hawaii	2	0-2	0-0	0-2	0-0	.000	12/27/76	11/26/99
High Point	3	1-2	1-0	0-1	0-0	.333	1925-26	11/20/01
Hofstra	12	3-9	2-4	1-4	0-1	.250	1/19/02	2/6/08
Holy Cross	5	0-5	0-3	0-2	0-0	.000	1/4/93	11/25/06
Houston Baptist	1	1-0	1-0	0-0	0-0	1.000	11/25/07	11/25/07
Illinois	1	0-1	0-0	0-0	0-1	.000	12/28/76	12/28/76
Iona	3	1-2	1-0	0-1	0-1	.333	2/14/74	12/28/84
Iowa State	1	0-1	0-0	0-0	0-1	.000	12/27/79	12/27/79
Jacksonville	8	1-7	1-3	0-4	0-0	.125	12/20/65	12/26/79
Jacksonville State	1	1-0	1-0	0-0	0-0	1.000	12/1/06	12/1/06
James Madison	71	32-39	19-13	12-18	1-8	.451	2/11/78	1/30/08
John Carroll	1	0-1	0-0	0-1	0-0	.000	12/16/49	12/16/49
Johns Hopkins	2	1-1	1-0	0-1	0-0	.500	1928-29	12/1/79
Kansas State	1	0-1	0-0	0-1	0-0	.000	11/11/06	11/11/06
Kentucky	1	0-1	0-0	0-1	0-0	.000	12/22/04	12/22/04
Lafayette	7	4-3	2-0	2-0	0-3	.571	12/27/56	12/29/90
La Salle	1	0-1	0-0	0-0	0-1	.000	3/9/49	3/9/49
Lebanon Valley	1	1-0	1-0	0-0	0-0	1.000	1/9/82	1/9/82
Lehigh	4	3-1	1-0	1-1	1-0	.750	12/28/62	1/4/92
Lenior-Rhyne	2	2-0	1-0	0-0	0-0	1.000	1922-23	1931-32
Liberty	2	1-1	1-0	0-1	0-0	.500	11/26/02	11/23/03
Lock Haven	1	1-0	1-0	0-0	0-0	1.000	12/3/82	12/3/82
Longwood	2	2-0	1-0	1-0	0-0	1.000	12/1/04	11/28/05
Louisiana Tech	1	0-1	0-0	0-0	0-1	.000	1958-59	1958-59
Louisville	2	0-2	0-1	0-1	0-0	.000	12/20/50	1/14/52
Loyola (Chicago)	1	0-1	0-1	0-0	0-0	.000	2/23/08	2/23/08
Loyola (La.)	3	1-2	0-1	1-1	0-0	.333	1/6/68	11/25/95
Loyola (Md.)	8	4-4	2-1	2-3	0-0	.500	1961-62	11/26/94
Lynchburg	10	8-2	2-0	0-1	0-0	.800	1913-14	1932-33
Maine	1	1-0	1-0	0-0	0-0	1.000	11/18/05	11/18/05
Manhattan	2	1-1	1-0	0-1	0-0	.500	1/4/89	12/8/90
Marshall	1	1-0	0-0	1-0	0-0	1.000	12/19/50	12/19/50
UMBC	2	1-1	1-0	0-1	0-0	.500	12/17/05	12/22/06
Maryland	30	8-22	4-4	3-17	0-0	.267	12/20/28	12/27/01
Marymount	2	2-0	2-0	0-0	0-0	1.000	2/3/92	11/29/95
Massachusetts	1	0-1	0-0	0-0	0-1	.000	12/29/67	12/29/67
Memphis State	1	0-1	0-0	0-1	0-0	.000	1961-62	1961-62
Merchant Marine Acad.	1	0-1	0-0	0-1	0-0	.000	1946-47	1946-47
Miami (Fla.)	1	0-1	0-0	0-1	0-0	.000	2/2/66	2/2/66
Miami (Ohio)	4	0-4	0-1	0-2	0-1	.000	12/20/40	11/30/87
Millersville	1	1-0	1-0	0-0	0-0	1.000	1/6/81	1/6/81
Milligan College	1	1-0	1-0	0-0	0-0	1.000	1948-49	1948-49
Montana	1	1-0	0-0	0-0	1-0	1.000	12/10/77	12/10/77
Montreat College	1	1-0	1-0	0-0	0-0	1.000	12/22/07	12/22/07
Morgan State	1	1-0	1-0	0-0	0-0	1.000	12/22/03	12/22/03
Muhlenberg	1	1-0	1-0	0-0	0-0	1.000	1/3/79	1/3/79
Murray State	2	2-0	0-0	2-0	0-0	1.000	1957-58	1958-59
Navy	58	19-39	10-8	7-29	2-2	.328	12/17/27	11/28/06
UNLV	1	0-1	0-1	0-0	0-0	.000	2/11/95	2/11/95
New Hampshire	2	2-0	0-0	0-0	2-0	1.000	12/29/84	12/28/93



2008 CAA FINALISTS

'08-09 TRIBE BASKETBALL

Opponent	G	Overall	H	A	N	Pct.	Meetings	
							First	Last
New Mexico	2	0-2	0-0	0-2	0-0	.000	12/28/92	12/29/00
New Mexico State	1	0-1	0-0	0-0	0-1	.000	12/28/66	12/28/66
New Orleans	1	0-1	0-0	0-1	0-0	.000	12/20/94	12/20/94
City College of New York	1	1-0	0-0	1-0	0-0	1.000	12/28/72	12/28/72
New York Univ.	1	0-1	0-0	0-1	0-0	.000	1951-52	1951-52
Norfolk State	1	1-0	1-0	0-0	0-0	1.000	12/1/82	12/1/82
North Carolina	20	3-17	2-5	0-9	1-0	.150	1911-12	1/2/05
UNC Greensboro	10	6-4	3-2	3-2	0-0	.600	12/4/91	12/21/05
North Carolina St.	28	5-23	2-6	2-15	0-1	.179	1931-32	11/15/07
NC Wesleyan	5	5-0	5-0	0-0	0-0	1.000	12/22/79	11/25/83
UNC Wilmington	51	16-35	8-17	8-17	0-1	.314	1/4/84	2/13/08
North Florida	2	2-0	1-0	1-0	0-0	1.000	12/8/06	12/7/07
North Texas	1	1-0	0-0	1-0	0-0	1.000	1958-59	1958-59
Northeastern	4	2-2	2-0	0-2	0-0	.500	2/2/06	2/9/08
Northwest Iowa	1	0-1	0-0	0-0	0-1	.000	11/17/01	11/17/01
Northwestern	2	1-1	0-0	0-0	1-1	.500	12/29/89	12/29/92
Notre Dame	1	0-1	0-0	0-1	0-0	.000	12/30/82	12/30/82
Ohio								
							First Meeting	
Old Dominion	73	16-57	10-25	5-27	1-5	.219	2/11/69	3/8/08
Oral Roberts	1	1-0	0-0	0-0	1-0	1.000	11/28/99	11/28/99
Pace	2	2-0	2-0	0-0	0-0	1.000	11/30/74	11/29/80
Pennsylvania	2	0-2	0-0	0-2	0-0	.000	12/19/47	12/4/57
Penn State								
							First Meeting	
Pensacola	1	1-0	1-0	0-0	0-0	1.000	1949-50	1949-50
Pittsburgh	13	5-8	4-1	1-7	0-0	.385	1951-52	1/3/04
Portland	1	0-1	0-0	0-0	0-1	.000	12/22/91	12/22/91
Pratt	1	1-0	1-0	0-0	0-0	1.000	2/19/76	2/19/76
Princeton	3	0-3	0-1	0-2	0-0	.000	1929-30	1/26/77
Providence	1	0-1	0-0	0-1	0-0	.000	12/20/73	12/20/73
Purdue	1	0-1	0-0	0-1	0-0	.000	11/30/01	11/30/01
Queens	1	1-0	1-0	0-0	0-0	1.000	1/20/77	1/20/77
Radford	4	2-2	2-1	0-1	0-0	.500	12/3/77	11/20/04
Randolph-Macon	62	40-22	10-2	10-1	0-0	.645	1907-08	1951-52
Rhode Island	2	1-1	0-0	0-0	1-1	.500	12/28/55	12/28/90
Rice	2	0-2	0-1	0-1	0-0	.000	1/6/71	12/22/71
Richmond	194	96-98	54-30	34-62	3-3	.495	1912-13	11/28/07
Rider	1	1-0	0-0	1-0	0-0	1.000	1948-49	1948-49
Roanoke	28	20-8	8-1	7-5	0-0	.714	1916-17	12/29/79
Robert Morris	1	1-0	1-0	0-0	0-0	1.000	1980-81	1980-81
Rollins	1	1-0	0-0	1-0	0-0	1.000	12/29/77	12/29/77
Rutgers	5	0-5	0-2	0-3	0-0	.000	2/10/73	1/10/78
St. Andrew's	1	1-0	1-0	0-0	0-0	1.000	11/24/89	11/24/89
St. Francis (N.Y.)	2	2-0	0-0	1-0	1-0	1.000	1939-40	11/28/03
St. Francis (Pa.)	2	1-1	1-0	0-1	0-0	.500	2/17/66	12/6/66
St. John's	6	2-4	0-0	0-2	1-1	.333	1925-26	12/12/59
St. Joseph's	2	0-2	0-0	0-1	0-1	.000	2/13/39	11/26/77
St. Mary's	3	3-0	3-0	0-0	0-0	1.000	1/20/75	2/26/81
Samford	1	0-1	0-0	0-0	0-1	.000	12/27/93	12/27/93
Santa Clara	1	0-1	0-0	0-0	0-1	.000	12/21/98	12/21/98
Seton Hall	8	2-6	0-0	2-5	0-1	.250	1/6/40	12/30/55
Shenandoah	1	1-0	1-0	0-0	0-0	1.000	12/22/92	12/22/92
Siena	2	1-1	1-0	0-1	0-0	.500	1949-50	1/7/95
South Carolina	4	1-3	1-1	0-2	0-0	.250	2/22/78	2/14/81
South Carolina St.								
							First Meeting	
SMU	1	0-1	0-0	0-1	0-0	.000	12/17/91	12/17/91
Stanford	1	0-1	0-0	0-1	0-0	.000	12/4/87	12/4/87
Stetson	5	3-2	1-0	0-2	2-0	.600	12/29/71	11/15/97
Steven's Tech	4	2-2	0-0	0-0	0-0	.500	1924-25	1927-28
Temple	5	2-3	1-1	0-0	1-2	.400	12/29/76	12/11/82
Tennessee	6	2-4	0-0	2-4	0-0	.333	12/6/54	12/5/60
Texas	2	0-2	0-0	0-0	0-2	.000	12/29/61	12/5/87
TCU	1	0-1	0-0	0-0	0-1	.000	12/30/64	12/30/64

Opponent	G	Overall	H	A	N	Pct.	Meetings	
							First	Last
UTEP	2	0-2	0-0	0-1	0-1	.000	12/21/63	12/29/64
Texas Southern	1	1-0	0-0	0-0	1-0	1.000	12/29/97	12/29/97
Texas Tech	2	0-2	0-0	0-2	0-0	.000	12/28/61	11/16/01
Toledo	1	0-1	0-0	0-1	0-0	.000	12/29/95	12/29/95
Towson	18	10-8	8-0	2-7	0-1	.556	1948-49	2/16/08
Tulsa	1	0-1	0-0	0-1	0-0	.000	12/29/86	12/29/86
Vanderbilt	4	0-4	0-0	0-4	0-0	.000	1/3/55	12/29/99
Villanova	5	0-5	0-1	0-3	0-1	.000	1941-42	12/30/87
Virginia	78	29-49	17-14	8-32	2-2	.372	1905-06	1/5/04
VCU	43	11-32	6-13	5-19	0-0	.256	11/25/77	3/9/08
VMI	116	76-40	41-11	30-24	3-0	.655	1914-15	12/20/07
Virginia Tech	117	41-76	25-26	11-45	4-4	.350	1916-17	12/27/05
Virginia Wesleyan	6	6-0	6-0	0-0	0-0	1.000	1/16/79	12/19/92
Wagner	4	3-1	3-0	0-1	0-0	.750	12/14/74	11/20/07
Wake Forest	44	11-33	5-12	2-13	2-2	.250	1911-12	11/24/98
Washington College	2	2-0	2-0	0-0	0-0	1.000	1/10/76	11/20/99
Washington & Lee	53	27-26	17-7	10-17	0-0	.509	1917-18	11/28/01
Western Maryland	1	1-0	1-0	0-0	0-0	1.000	1947-48	1947-48
West Virginia	45	9-36	6-6	1-23	2-7	.200	3/1/51	12/7/82
Wichita State	1	0-1	0-0	0-1	0-0	.000	12/28/97	12/28/97
Winthrop	2	0-2	0-1	0-1	0-0	.000	1/10/00	11/25/00
Wofford	2	1-1	1-0	0-1	0-0	.500	12/20/99	11/29/00
Xavier	2	0-2	0-1	0-1	0-0	.000	1940-41	3/7/49

2008-09 Opponents in **BOLD**



The Tribe finished the Colonial Athletic Association regular season with 10 wins in 2007-08, which was the second most in school history.

THE COLLEGE OF WILLIAM AND MARY

'08-09 TRIBE BASKETBALL

W&M VS. RANKED OPPONENTS

1948-49	Feb. 5	#17 NC State	L	52-66
1949-50	Jan. 12	at #9 NC State	L	58-72
	Feb. 7	#8 NC State	W	54-50
1950-51	Dec. 21	at #17 Cincinnati	L	60-89
	Jan. 12	at #7 NC State	L	54-61
	Feb. 3	#8 NC State	W	88-78
1951-52	Jan. 14	#15 Louisville	L	65-93
1952-53	Jan. 13	#8 NC State	L	58-62
	Feb. 7	at #15 NC State	L	71-101
	Feb. 19	#18 Duke (ot)	W	85-82
1953-54	Feb. 13	at #19 NC State	L	48-65
		at #8 George Washington	L	58-69
	Feb. 25	#11 Maryland	L	55-74
1954-55	Dec. 29	vs. #9 George Washington ¹	L	73-87
		at #8 George Washington	L	65-79
	Jan. 15	at #13 Richmond	L	71-92
	Feb. 5	#12 Maryland	L	62-67
	Feb. 9	#7 NC State	L	99-126
		at #10 George Washington	L	76-119
1955-56	Jan. 3	#4 Vanderbilt (2ot)	L	80-89
	Jan. 21	at #3 NC State	L	71-90
	Feb. 7	at #12 North Carolina	L	63-115
1956-57	Jan. 1	at #12 Tennessee	L	68-81
	Jan. 2	at #9 Vanderbilt	L	65-80
	Jan. 8	#2 North Carolina	L	61-71
	Jan. 14	at #15 West Virginia	L	72-81
	Feb. 25	at #11 West Virginia	L	57-80
1957-58	Dec. 13	at #8 West Virginia ²	L	52-68
	Jan. 7	at #3 North Carolina	L	63-79
	Feb. 10	at #1 West Virginia	L	68-82
	March 8	vs. #2 West Virginia ³	L	58-74
1959-60	Jan. 13	at #10 West Virginia	L	76-88
	Jan. 30	#10 West Virginia ⁴	L	76-82
	Feb. 27	vs. #10 West Virginia ³	L	82-85
1959-60	Jan. 11	at #3 West Virginia	L	74-94
	Jan. 30	#4 West Virginia ⁴	W	94-86
	Feb. 26	vs. #7 West Virginia ³	L	83-117
1960-61	March 3	vs. #8 West Virginia ³	W	88-76
1962-63	Feb. 4	at #6 Georgia Tech	L	49-50
1963-64	Feb. 4	#5 Davidson ¹	L	84-111
1967-68	Dec. 15	at #8 Davidson	L	75-81
1969-70	Feb. 3	at #15 Davidson	L	87-93
	Feb. 27	vs. #11 Davidson ³	L	54-78



The 1959-60 team and head coach Bill Chambers celebrate after upsetting fourth-ranked West Virginia, 94-86, January 30, 1960 in Norfolk. The Tribe broke the Mountaineers' 56-game Southern Conference winning streak.

1970-71	Dec. 29	vs. #1 UCLA ⁶	L	71-90
	Feb. 11	#6 Jacksonville	L	69-100
1971-72	Dec. 15	#19 Virginia	L	62-82
	Dec. 18	at #14 Jacksonville	L	72-83
1973-74	Dec. 20	at #9 Providence	L	75-105
	Feb. 2	#13 Pittsburgh	L	62-68
1975-76	Jan. 21	at #20 VMI	L	78-84
	Feb. 11	#18 Virginia Tech	L	48-50
	Feb. 25	#3 Rutgers	L	90-100
1976-77	Dec. 8	#11 Wake Forest (ot)	L	84-90
	Dec. 23	at #8 UCLA	L	55-59
	Feb. 16	#19 VMI	W	86-84
1977-78	Dec. 7	#2 North Carolina	W	78-75
	Feb. 20	#17 Virginia	L	49-62
1978-79	Feb. 14	at #4 North Carolina	L	60-85
1979-80	Jan. 29	at #11 North Carolina	L	61-71
1980-81	Dec. 6	#7 Virginia	L	68-88
	Jan. 3	at #9 Maryland	L	64-69
	Feb. 18	#13 North Carolina	L	55-81
1981-82	Jan. 4	at #1 North Carolina	L	40-64
1983-84	Jan. 7	at #5 Maryland	L	44-58
	Jan. 11	at #12 Wake Forest	L	53-80
1985-86	Nov. 26	#6 Duke	L	61-84
	Feb. 1	• #20 Richmond	L	47-67
1986-87	Jan. 5	#20 Duke	L	46-82
	Jan. 23	• at #18 Navy	L	59-82

1987-88	Jan. 4	at #9 Duke	L	70-101
1988-89	Jan. 11	at #1 Duke	L	38-100
1989-90	Jan. 22	#8 Duke	L	76-109
1991-92	Dec. 21	vs. #24 Charlotte ⁷	L	75-83
	Dec. 30	at #1 Duke	L	61-97
1992-93	Jan. 25	#15 Virginia (ot)	L	84-93
1993-94	Dec. 1	at #12 Virginia	L	71-84
1995-96	Nov. 27	at #15 Virginia	L	58-87
	Dec. 2	#22 Virginia Tech	L	66-71
1996-97	Dec. 4	#25 Virginia	L	64-75
1999-2000	Jan. 2	at #9 Duke	L	55-96
2001-02	Dec. 27	at #6 Maryland	L	75-103
2003-04	Jan. 3	at #15 Pittsburgh	L	55-70
2004-05	Dec. 22	at #8 Kentucky	L	47-92
	Jan. 2	at #4 North Carolina	L	66-105
2007-08	Nov. 10	at #5 Georgetown	L	53-68
	Nov. 15	at #21 North Carolina State	L	47-66

• Colonial Athletic Association game
 1-UR Invitational, Richmond, VA; 2-Logan, WV; 3-Southern Conference Tournament, Richmond, VA (Richmond Arena); 4-Norfolk, VA; 5-Southern Conference Tournament, Charlotte, NC; 6-Steel Bowl, Pittsburgh, PA; 7-Kauai Classic, Kauai, HI



2008 CAA FINALISTS

'08-09 TRIBE BASKETBALL

William and Mary game-by-game results for every season since 1906. W&M was a member of the Southern Conference from the 1937 through 1977 seasons. From 1978 until 1985 the College's basketball team played as a member of the ECAC South. W&M has been a member of Colonial Athletic Association since the 1986 season.

• Indicates CAA game.

1905-06
RECORD: 4-1
 Hampton Industrial L 6-7
 Hampton A. W 14-10
 Virginia (forfeit) W 2-0
 Hampton Industrial W 21-14
 Newport News YMCA W 22-19

1906-07
RECORD: 1-4
 Hampton A.C. L 8-31
 Newport News YMCA L 10-18
 Newport News YMCA L 10-18
 Portsmouth YMCA L 13-49
 Richmond YMCA W 38-17

1907-08
RECORD: 1-4
 Virginia L 21-36
 Union Theo. Sem. L 19-26
 Randolph-Macon W 34-22
 Newport News YMCA L 19-65
 at Virginia L 8-30

1908-09
RECORD: 7-3
 Brambleton A.C. W 46-34
 at Virginia L 19-25
 Newport News YMCA L 26-32
 Brambleton A.C. W 26-25
 Randolph-Macon W 34-24
 vs. Virginia L 28-32
 Port Norfolk A.C. W 85-0
 Randolph-Macon W 49-16
 Newport News YMCA W 35-21
 Hampton YMCA W 30-17
 1-Richmond, VA

1909-10
RECORD: 1-3
 at Virginia L 16-36
 Fredericksburg W 20-17
 Randolph-Macon L 16-19
 Randolph-Macon L 28-38

1910-11
RECORD: 3-1
 Randolph-Macon W 25-16
 Randolph-Macon L 14-16
 Hampden-Sydney W 24-20
 Hampden-Sydney W 41-13

1911-12
RECORD: 2-5
 Duke L 16-53
 North Carolina L 22-30
 Wake Forest L 4-31
 Fredericksburg W 50-5
 Med. Coll. of Virginia W 41-2
 Randolph-Macon L 13-26
 Randolph-Macon L 11-42

1912-13
RECORD: 8-1
 Richmond Howitzers W 26-18
 Richmond Howitzers W 35-31
 Richmond W 34-15
 Fredericksburg W 23-15
 Randolph-Macon W 42-25
 John Marshall A.C. W 27-14
 Hampden-Sydney W 43-14

Randolph-Macon L 23-33
 Hampden-Sydney W 39-23

1913-14
RECORD: 3-6
 Lynchburg W 42-14
 Union Theo. Sem. L 7-23
 Richmond Howitzers L 29-40
 F18 Richmond W 32-26
 Hampden-Sydney W 38-28
 Randolph-Macon L 11-23
 Randolph-Macon L 33-39
 Hampden-Sydney L 27-34
 M4 at Richmond L 15-31

1914-15
RECORD: 5-8
 Richmond Howitzers L 16-37
 Fort Monroe 58th Co. W 55-18
 U.S.S. Utah L 30-45
 Newport News YMCA W 28-21
 Randolph-Macon L 7-31
 F13 at Richmond L 17-22
 Randolph-Macon L 26-40
 Norfolk Seminary L 25-65
 VMI L 13-24
 Staunton Military L 16-35
 Hampden-Sydney W 40-23
 M3 Richmond W 29-27
 Hampden-Sydney W 42-35

1915-16
RECORD: 7-4
 Union Theo. Sem. L 35-38
 Richmond Howitzers W 59-30
 Richmond Blues W 56-25
 F9 Richmond W 38-33
 F16 at Richmond W 33-22
 Randolph-Macon W 24-22
 Hampden-Sydney W 41-30
 Randolph-Macon L 23-31
 Hampden-Sydney W 25-15
 Delaware L 33-37
 VMI L 18-45

1916-17
RECORD: 4-9
 Union Theo. Sem. W 30-12
 Randolph-Macon W 29-22
 F7 Richmond L 16-28
 Hampden-Sydney L 16-39
 F21 at Richmond L 17-37
 Randolph-Macon L 12-21
 Fairmont A.C. W 37-23
 Hampden-Sydney L 23-35
 Parkhill A.C. L 24-29
 Lynchburg A.C. W 45-15
 Roanoke L 8-54
 Virginia Tech L 10-39
 VMI L 20-42

1917-18
RECORD: 6-11
 Richmond YMCA L 32-44
 Norfolk Naval Base L 18-34
 Norfolk Naval Base L 14-39
 Newport News YMCA W 51-29
 Newport News YMCA W 51-17
 Parkview A.C. L 19-35
 Randolph-Macon L 14-37
 Lynchburg A.C. L 20-53
 VMI L 24-53
 Washington & Lee L 25-27
 Virginia Christian A.C. W 34-17
 Richmond YMCA L 21-63
 F13 Richmond W 34-25
 Hampden-Sydney W 27-13
 Randolph-Macon W 37-22
 Hampden-Sydney L 15-27
 F27 at Richmond L 30-46

1918-19
RECORD: 3-6
 Randolph-Macon L 12-35
 F8 at Richmond W 33-17
 Hampden-Sydney W 18-17
 F15 Richmond W 20-19
 Randolph-Macon L 22-40
 Hampden-Sydney L 17-33
 VMI L 6-66
 Washington & Lee L 9-67
 Roanoke L 6-87

1919-20
RECORD: 5-7
 Med. Coll. of Virginia L 13-35
 Randolph-Macon L 38-50
 F11 at Richmond W 22-20
 Hampden-Sydney L 16-24
 Hampden-Sydney W 32-23
 F21 Richmond (ot) L 39-42
 Randolph-Macon L 14-41
 Church Hill A.C. L 24-49
 Med. Coll. of Virginia L 19-52
 Union Theo. Sem. W 28-27
 Fort Monroe W 37-27
 Union Theo. Sem. W 47-20

1920-21
RECORD: 8-3
 at Hampton Legion W 41-22
 at Geo. Washington L 32-40
 at Virginia L 15-46
 Parkview A.C. Ports. L 23-34
 at New. News YMCA W 25-18
 Randolph-Macon W 53-26
 Camp Eustis W 41-17
 F12 Richmond W 45-20
 at Med. Coll. of VA W 36-26
 at Randolph-Macon W 28-14
 F22 at Richmond W 38-23

1921-22
RECORD: 10-2
 Fort Monroe W 22-15
 New. News Shipyard W 55-16
 at Geo. Washington W 21-14
 at Gallaudet W 43-31
 Bridgewater W 38-21
 at Randolph-Macon W 43-20
 at Virginia L 20-36
 Camp Eustis W 39-14
 Hampden-Sydney W 27-12
 Union Theo. Sem. W 51-11
 F4 Richmond W 26-13
 F18 at Richmond L 20-22

1922-23
RECORD: 8-4
 Wake Forest L 33-38
 Richmond Blues W 24-10
 at Randolph-Macon W 29-11
 at Virginia L 19-35
 J27 at Richmond L 15-31
 Fort Eustis W 34-20
 New. News Shipyard L 34-41
 Hampden-Sydney W 43-11
 George Washington W 36-21
 Lenoir-Rhyne W 49-19
 Randolph-Macon W 39-17
 F24 Richmond W 32-22

1923-24
RECORD: 7-13
 Fort Eustis W 31-7
 Newport News YMCA W 29-15
 Med. Coll. of Virginia W 25-13
 Randolph-Macon W 47-15
 Wake Forest L 28-30
 Union Theo. Sem. L 24-26
 Richmond Blues L 38-43

Virginia W 25-22
 at Richmond L 20-32
 at VMI L 20-38
 at Washington & Lee L 16-39
 at Virginia Tech L 29-30
 at Roanoke L 27-47
 at Lynchburg L 27-29
 at Norfolk Naval Base W 25-18
 Wake Forest L 30-38
 at Guilford L 31-35
 at Elon W 25-10
 at Greensboro YMCA L 30-39
 North Carolina L 16-54

1924-25
RECORD: 11-6
 Randolph-Macon W 38-28
 Newport News YMCA W 32-25
 Virginia Boat Club W 32-22
 Richmond Blues L 29-31
 J23 at Richmond L 33-42
 Randolph-Macon W 32-18
 Med. Coll. of Virginia W 62-22
 Stephen's Tech L 25-31
 Guilford W 31-20
 F5 Duke W 23-15
 Elon W 27-16
 Wake Forest L 24-35
 F11 Duke L 16-21
 Elon W 27-16
 Guilford W 24-20
 Bridgewater W 43-20
 F25 Richmond L 26-27

1925-26
RECORD: 9-8
 Med. Coll. of Virginia W 36-21
 Fort Monroe W 43-30
 Union Theo. Institute W 41-16
 Wake Forest L 19-37
 J15 Richmond L 19-30
 St. John's W 29-18
 High Point L 24-25
 Stevens Tech L 19-39
 Roanoke W 35-34
 St. John's L 21-36
 Catholic L 8-57
 George Washington L 31-39
 Georgetown W 26-25
 Guilford W 24-23
 M2 Richmond L 23-30
 Randolph-Macon W 23-17
 Randolph-Macon W 29-17

1926-27
RECORD: 7-8
 Med. Coll. of Virginia W 18-12
 Lynchburg L 19-22
 at Washington & Lee L 25-34
 at Roanoke L 25-32
 at Randolph-Macon W 25-20
 J18 at Richmond L 18-20
 Lynchburg W 26-18
 Steven's Tech W 30-23
 Emory and Henry L 23-34
 George Washington L 14-22
 at Georgetown L 17-40
 at Catholic L 19-65
 St. John's (Annapolis) W 36-29
 Randolph-Macon W 27-19
 F26 Richmond W 25-14

THE COLLEGE OF WILLIAM AND MARY

'08-09 TRIBE BASKETBALL

1927-28
RECORD: 16-4

Med. Coll. of Virginia W 40-17
Catholic W 24-17
Med. Coll. of Virginia W 40-17
Catholic L 24-36
D17 at Navy L 20-48
Roanoke W 35-23
Lynchburg W 48-18
George Washington L 33-34
J17 Richmond W 25-22
Emory and Henry W 23-16
Steven's Tech W 30-29
Wake Forest W 48-24
F4 Richmond W 41-27
Guilford W 28-25
Wake Forest W 42-28
Elon W 36-28
Guilford L 23-33
Hampden-Sydney W 36-26
Lynchburg W 55-24
Brooklyn Polytech W 50-19

1928-29
RECORD: 9-11

at Johns Hopkins L 23-28
at Catholic W 24-16
D19 at Navy L 19-33
D20 at Maryland L 21-30
Richmond YMCA L 15-22
Med. Coll. of Virginia W 26-13
Hampden-Sydney L 24-26
Roanoke W 24-21
J19 at Richmond L 32-36
at Washington & Lee L 19-47
at VMI L 19-32
at Roanoke L 21-25
Randolph-Macon L 33-42
Bridgewater W 35-19
Lynchburg W 36-23
Emory and Henry L 16-20
Hampden-Sydney W 26-23
at Med. Coll. of VA W 35-23
Randolph-Macon W 28-23
F21 Richmond W 34-30

1929-30
RECORD: 16-6

D13 at Maryland L 23-27
D14 at Navy L 19-30
D18 at Delaware W 38-22
at Princeton L 18-25
at Hampden-Sydney W 35-17
Randolph-Macon L 20-38
at Virginia W 33-17
J18 Richmond W 31-22
Med. Coll. of Virginia W 43-21
at Washington & Lee L 33-52
at VMI W 40-22
at Virginia Tech L 32-44
at Roanoke W 35-11
at Bridgewater W 39-13
Emory and Henry W 34-25
Bridgewater W 51-24
Roanoke W 53-22
Savage Normal W 34-23
F22 at Richmond W 34-22
at Randolph-Macon W 32-30
Lynchburg W 46-20
Hampden-Sydney W 41-22

1930-31
RECORD: 13-4

Fort Eustis W 37-27
D10 at Navy L 30-32
Emory and Henry W 40-16
at Hampden W L 34-36
at Hampden-Sydney W 31-21
Med. Coll. of Virginia W 48-22
Randolph-Macon L 24-28

F9 Richmond W 48-38
at Bridgewater W 30-27
at Washington & Lee L 31-44
at Roanoke W 40-21
at VMI W 29-28
Bridgewater W 33-25
F21 Richmond W 40-10
Roanoke W 49-25
Hampden-Sydney W 38-26
Randolph-Macon W 39-27

1931-32
RECORD: 13-6

at Virginia L 32-33
at NC State L 19-23
J9 at Duke L 20-28
Roanoke W 45-28
Lenoir-Rhyne W 52-21
Hampden-Sydney L 26-31
George Washington L 35-37
F6 Richmond W 31-22
Hampden-Sydney W 42-33
Bridgewater W 37-31
at Washington & Lee L 17-31
at Roanoke W 30-26
at VMI W 28-10
Emory and Henry W 26-19
at Randolph-Macon W 41-26
Lynchburg W 44-26
F20 at Richmond W 47-33
Randolph-Macon W 31-28
Bridgewater W 49-29

1932-33
RECORD: 13-5

D14 at Navy L 46-57
at St. John's L 24-25
Roanoke W 36-26
at Virginia L 35-45
at Hampden-Sydney W 26-23
at Randolph-Macon W 32-27
Lynchburg W 39-32
Guilford W 45-20
F4 at Richmond W 49-25
Georgia L 32-33
at Bridgewater W 47-20
at Washington & Lee L 36-52
VMI W 27-21
Bridgewater W 51-13
Emory and Henry W 32-25
Hampden-Sydney W 27-23
Randolph-Macon W 38-27
F23 Richmond W 40-37

1933-34
RECORD: 4-9

at Virginia L 27-42
at Georgetown L 29-40
Roanoke W 41-40
Davidson W 31-19
F3 at Richmond L 24-27
Guilford W 50-22
at Emory and Henry L 28-43
at Roanoke L 15-39
at Washington & Lee L 27-44
at VMI L 19-23
Emory and Henry L 18-36
F20 Richmond W 27-25
VMI L 26-32

1934-35
RECORD: 10-5

at Virginia L 21-25
Newport News App. W 35-11
Med. Coll. of Virginia W 33-20
at Virginia Tech L 24-30
at Roanoke W 43-36
at Washington & Lee W 38-36
at VMI W 27-23
F8 Richmond L 20-46

vs. Virginia I W 45-31
Roanoke W 41-37
Virginia Tech W 42-26
at New. News App. W 34-31
VMI W 43-36
F26 Richmond L 39-58
M9 Navy L 28-46
1-Newport News, VA

1935-36
RECORD: 11-6

Roanoke W 44-27
Med. Coll. of Virginia W 58-25
at Virginia W 32-24
Hampden-Sydney W 43-35
at Virginia Tech W 36-28
at Roanoke W 41-25
at VMI L 37-41
at Washington & Lee L 20-57
J29 at Navy L 24-38
J30 at Maryland L 39-41
Wake Forest W 41-30
Virginia Tech W 42-36
VMI W 50-48
Washington & Lee W 58-56
F25 Richmond L 39-59
Virginia W 47-35
M2 at Richmond L 21-65

1936-37
RECORD: 0-18

SC: 0-13, 16th place
at NC State L 21-49
at Wake Forest L 29-49
at Virginia L 30-33
at Virginia Tech L 29-36
at Washington & Lee L 15-64
at VMI L 39-42
at Roanoke L 39-48
Wake Forest L 25-61
Virginia Tech L 30-38
F4 Richmond L 22-48
Roanoke L 21-40
F9 at Maryland L 29-41
F10 at Navy L 21-42
Randolph-Macon L 27-58
F17 at Richmond L 21-40
VMI L 26-49
North Carolina State L 20-58
Virginia L 21-52

1937-38
RECORD: 2-10

SC: 0-8, 15TH PLACE
at Virginia Tech L 25-29
at Washington & Lee L 20-42
L 26-29
Virginia Tech L 31-41
at Virginia W 31-27
F9 at Navy L 20-61
F10 at Maryland L 38-45
F14 at Richmond L 28-43
Virginia W 41-40
VMI L 30-35
Washington & Lee L 40-61
F26 Richmond L 42-46

1938-39
RECORD: 9-12

SC: 4-9, 12TH PLACE
Davidson L 35-55
at NC State W 32-28
at Wake Forest L 35-58
Virginia W 48-38
at Washington & Lee L 42-62
at Virginia Tech W 46-33
VMI L 43-48
Randolph-Macon W 60-37
Virginia L 37-39
Hampden-Sydney W 64-40

at Langley Field W 46-38
Virginia Tech W 57-30
at Randolph-Macon W 36-25
F11 Richmond L 37-39
F13 at St. Joseph's L 43-52
F14 at Maryland W 57-49
F15 at Navy L 29-52
Washington & Lee L 37-46
Wake Forest L 42-46
F23 at Richmond L 31-40
VMI L 31-45

1939-40
RECORD: 13-10

SC: 6-5, 8TH PLACE (TIE)
at Norfolk NTS L 44-46
Newport News App. W 50-37
at Randolph-Macon W 33-22
at Langley Field W 62-50
Norfolk NTS W 55-44
at Panser L 44-50
at St. Francis (NY) W 32-28
J6 at Seton Hall L 35-51
J10 at Richmond L 33-35
at Virginia L 31-49
at The Citadel L 35-36
J29 at Furman W 47-37
Virginia Tech W 38-33
at NC State L 29-36
Virginia W 29-28
Hampden-Sydney W 42-31
at Washington & Lee L 39-49
at Virginia Tech W 49-29
at VMI W 42-32
F19 Richmond W 43-38
Washington & Lee (ot) L 33-36
VMI W 59-36
F24 at Navy L 46-52

1940-41
RECORD: 15-10

SC: 8-3, 2ND PLACE (TIE)
at Langley Field W 36-33
at New. News App. W 47-33
Clemson W 60-40
Xavier (Ohio) L 50-61
D20 at Miami (Ohio) L 40-43
at Bradley L 36-59
Randolph-Macon W 63-46
VMI W 43-35
at Virginia Tech W 54-51
at Washington & Lee L 29-35
Hampden-Sydney W 44-26
at Virginia L 32-48
VMI L 36-43
at Randolph-Macon W 43-36
F3 Richmond W 37-32
F7 Furman W 64-32
Virginia Tech W 52-50
Virginia L 40-41
F14 at Maryland W 58-40
F15 at Navy L 32-51
Hampden-Sydney W 47-39
F20 at Richmond L 41-46
Washington & Lee (ot) W 34-32
vs. Wake Forest¹ L 52-34
vs. Duke¹ L 42-57
1-Southern Conference Tournament, Raleigh, NC

1941-42
RECORD: 15-9

SC: 8-4, 5TH PLACE (TIE)
at Langley Field W 35-31
Randolph-Macon W 52-28
D16 Maryland W 39-34
at Fordham L 27-59
at Villanova L 28-49
at VMI W 47-42
at Virginia Tech W 35-29
at Washington & Lee W 41-37



THE COLLEGE OF WILLIAM AND MARY

'08-09 TRIBE BASKETBALL

J13 at Richmond1 W 47-33
Virginia W 39-24
Newport News App. W 67-49
Hampden-Sydney W 65-35
Virginia Tech L 39-45
at Clemson W 54-28
F6 at Furman L 35-37
at Virginia L 30-38
F13 at Maryland L 32-42
F14 at Navy W 42-40
F17 Richmond W 42-29
Washington & Lee L 27-31
VMI W 33-32
at Hampden-Sydney L 47-49
vs. Geo. Washington2 W 44-33
at NC State2 L 53-54

1-Cavalier Arena; 2-Southern Conference Tournament, Raleigh, NC

1942-43
RECORD: 11-10
SC: 6-4, 6TH PLACE

Randolph-Macon W 58-38
at New. News App. L 46-60
at VMI L 38-41
at Virginia Tech L 34-49
at Washington & Lee W 34-33
J12 Richmond W 40-27
Hampden-Sydney W 57-28
Newport News App. W 45-41
F2 at Richmond W 40-20
Hampden-Sydney W 48-38
George Washington W 53-51
Virginia Tech W 55-25
Norfolk NAS L 34-65
Fort Eustis W 50-43
VMI L 33-41
Washington & Lee W 52-42
F23 at Maryland L 36-51
F24 at Navy L 30-57
at Randolph-Macon L 52-54
Norfolk NTS L 34-62
vs. Geo. Washington1 L 23-49

1-Southern Conference Tournament, Raleigh, NC

1943-44
RECORD: 10-11
SC: 1-3, 10TH PLACE

Fort Story W 44-29
Wilson Gen. Hosp. W 46-29
C. Patrick Henry W 53-37
Camp Peary W 100-18
Norfolk NTS L 35-65
at Norfolk NAS L 36-68
Midshipmen School L 45-59
Richmond Air Base L 40-42
at Camp Peary L 24-52
J15 at Richmond (ot) W 58-55
Newport News App. W 46-40
Fort Story W 39-36
Hampden-Sydney W 47-28
at Virginia Tech L 22-46
at Hampden-Sydney L 40-45
at Patrick Henry L 40-56
F18 Richmond L 42-47
Virginia Tech L 29-48
Cheatham Marines W 81-39
F24 vs. Duke1 L 25-68
at New. News App. W 55-52

1-Southern Conference Tournament, Raleigh, NC

1944-45
RECORD: 7-10
SC: 3-4, 7TH PLACE

Cheatham Annex L 31-34
Langley Air Base L 39-47
Virginia W 37-24
Cheatham Annex W 53-33
Hampden-Sydney L 39-41
North Carolina State L 37-58

J12 Richmond L 37-58
North Carolina State W 43-38
VMI W 43-24
North Carolina L 46-80
Virginia Tech W 41-30
Virginia L 37-41
Hampden-Sydney L 38-54
F17 Maryland L 46-53
vs. The Citadel1 W 54-41
F23 vs. Duke1 L 32-59
Randolph-Macon W 50-39

1-Southern Conference Tournament, Raleigh, NC

1945-46
RECORD: 10-10
SC: 5-5, 6TH PLACE

at Camp Pickett W 43-41
at Richmond Air Base W 77-23
Camp Pickett L 50-66
George Washington W 45-39
at King's Point L 33-51
at Fordham W 45-37
Wake Forest L 34-36
at Little Creek L 39-50
J19 at Richmond L 38-39
Little Creek L 26-33
George Washington L 51-65
at Wake Forest L 51-59
F10 Richmond W 44-40
Hampden-Sydney W 65-38
at VMI W 39-28
at Virginia Tech L 45-51
F20 Maryland W 42-36
VMI W 60-32
Randolph-Macon W 77-38
vs. Wake Forest1 L 31-42

1-Southern Conference Tour., Raleigh, NC

1946-47
RECORD: 14-12
SC: 6-6, 9TH PLACE

at Langley Field W 66-34
Camp Lee W 66-44
American W 48-44
D18 at Navy L 36-50
D19 at Pennsylvania L 46-73
D20 at Seton Hall L 33-65
at Merchant Marine L 45-50
Wake Forest L 33-40
Virginia W 59-40
J11 at Richmond W 47-45
Roanoke W 68-32
at Virginia L 46-52
J18 Richmond L 34-40
Virginia Tech W 50-41
F3 at Duke L 45-69
F4 at NC State L 33-45
Hampden-Sydney W 46-40
George Washington W 37-32
NN Air Station W 66-37
at VMI W 63-56
at Virginia Tech L 52-56
Washington & Lee L 56-61
at NN Air Station W 55-52
VMI W 66-32
F25 at Boston University L 45-62
Washington & Lee W 58-37

1-Southern Conference Tournament, Durham, NC; 2-Cincinnati Invitational Tournament, Cincinnati, OH

1947-48
RECORD: 13-10
SC: 8-7, 8TH PLACE (TIE)

D6 at The Citadel W 64-41
D8 at Furman L 50-51
Hampden-Sydney L 36-37
Western Maryland W 75-49
Virginia W 51-33
Wake Forest L 52-61
J7 at Randolph-Macon W 68-35
VMI W 53-39
at Virginia Tech L 41-59

at Washington & Lee L 49-51
J17 at Richmond W 50-47
The Citadel W 50-34
George Washington L 40-65
F5 Duke L 36-45
Virginia Tech W 46-42
North Carolina L 61-63
at Boston University L 61-71
at American Inter. W 61-35
F24 Washington & Lee W 71-47
at VMI W 53-52
F28 Richmond W 52-47
vs. Wake Forest1 W 61-56
vs. North Carolina St.1 L 52-73

1-Southern Conference Tournament, Durham, NC

1948-49
RECORD: 24-10
SC: 10-3, 2ND PLACE

Langley Field W 80-29
Quantico Marines W 55-50
Norfolk NAS W 68-46
Milligan W 55-45
at VMI W 77-54
Norfolk Navy Base W 75-46
Wake Forest W 52-47
at Rider W 52-37
at Villanova L 48-70
at Albright W 73-54
D23 at Seton Hall L 55-59
Towson W 94-31
Georgetown W 69-58
VMI W 75-37

J11 Baltimore W 96-28
at Washington & Lee W 42-39
at Virginia Tech L 52-54
Hampden-Sydney W 67-56
at North Carolina L 61-69
Little Creek W 70-26
Virginia Tech W 62-47
F5 #17 NC State L 52-66
F7 Furman W 73-60
F9 Richmond W 61-47
Roanoke W 77-45
at Quantico Marines L 36-42
F18 The Citadel W 57-39
Washington & Lee W 89-46
at Virginia L 44-58

F26 at Richmond W 82-53
vs. Davidson1 W 54-50
vs. Geo. Washington1 (3ot) L 74-78
M7 vs. Xavier2 L 65-82
M9 vs. LaSalle2 L 51-63

1-Southern Conference Tournament, Durham, NC; 2-Cincinnati Invitational Tournament, Cincinnati, OH

1949-50
RECORD: 23-9
SC: 12-4, 2ND PLACE (TIE)

D6 at Colby W 69-53
Pensacola W 72-52
D10 Quantico Marines W 72-51
Randolph-Macon W 73-46
D16 at John Carroll L 54-64
at Akron W 53-49
at Bowling Green L 58-74
D30 at Seton Hall W 65-47
at Siena L 50-57
at Wake Forest W 48-34
Washington & Lee W 80-56
at Maryland W 56-52
J12 at #9 NC State L 58-72
Wake Forest L 49-61
at VMI W 68-43
Hampden-Sydney (ot) W 70-67
J21 Maryland W 64-56
George Washington W 58-50
F4 at Richmond W 50-47
F7 #8 North Carolina St. W 54-50

Virginia Tech W 64-50
North Carolina L 46-52
at Washington & Lee W 70-57
VMI W 74-57
at Virginia Tech L 47-60
F21 at Roanoke W 53-50
F25 Richmond W 81-54
vs. North Carolina1 W 50-43
M3 at Duke1 L 50-60
Virginia W 76-58
M17 Cincinnati2 L 44-80
Charleston (WV)2 W 68-59

1-Southern Conference Tournament, Durham, NC;

2-Cincinnati Invitational, Cincinnati, OH (Cincinnati Gardens)

1950-51
RECORD: 20-11
SC: 13-6, 4TH PLACE (TIE)

D2 vs. St. John's1 L 47-63
D6 at Randolph-Macon W 78-38
D9 Wake Forest W 71-49
D11 at Maryland L 41-48
D14 Hampden-Sydney W 70-46
D16 Davidson W 65-49
D19 at Marshall W 56-38
D20 at Louisville L 47-70
D21 at #17 Cincinnati L 60-89
D22 at Charleston (WV) W 55-54
J6 Washington & Lee W 76-55
J8 Furman W 65-37
J12 at #7 NC State L 54-61
J13 at Wake Forest L 50-72
J15 Duke W 74-57
J17 Washington & Lee W 73-65
J20 Richmond W 64-46
F2 Virginia Tech W 73-67
F3 #8 North Carolina St. W 88-78
F6 at Duke L 54-61
F9 at Geo. Washington (ot) L 62-66
F10 VMI W 87-67
F13 Virginia W 78-48
F17 Maryland W 55-50
F19 at Virginia Tech L 77-82
F20 at VMI W 76-43
F24 at Richmond W 76-58
M1 vs. West Virginia2 W 88-67
M3 vs. Duke2 L 69-71
M6 at Georgetown W 75-64
M7 Villanova L 59-87

1-New York, NY (Madison Square Garden); 2-Southern Conference Tournament, Raleigh, NC (Reynolds Coliseum)

1951-52
RECORD: 15-13
SC: 10-6, 8TH PLACE

at New York Univ. L 70-85
D3 at Seton Hall L 52-63
Randolph-Macon W 61-45
Charleston (WV) W 94-46
D12 at Maryland L 53-54
VMI W 80-53
D19 at Cincinnati L 61-71
D20 at West Virginia L 66-87
at Pittsburgh L 48-63
Virginia W 70-59
J7 Wake Forest W 97-75
Hampden-Sydney W 75-69
J12 at NC State L 46-82
J14 #15 Louisville L 65-93
at Washington & Lee W 84-82
J19 Richmond W 86-70
Virginia Tech W 85-79
F5 NC State W 70-61
F7 at Duke L 62-68
George Washington L 68-74
Washington & Lee W 89-75
F16 Maryland W 71-66
at Virginia Tech W 86-76

YEAR-BY-YEAR RESULTS



THE COLLEGE OF WILLIAM AND MARY

'08-09 TRIBE BASKETBALL

YEAR-BY-YEAR RESULTS

86

F19 at VMI W 86-71
 F23 at Richmond L 61-80
 at Virginia W 87-85
 F29 Cincinnati L 76-82
 M6 vs. #10 West Virginia¹ L 64-77
1-Southern Conference Tournament, Raleigh, NC (Reynolds Coliseum)

1952-53
RECORD: 10-13
SC: 6-13, 12TH PLACE
 D3 at Geo. Washington L 79-90
 D4 at Maryland L 61-64
 at Washington & Lee W 87-62
 D13 at Virginia W 87-71
 D17 West Virginia (ot) L100-101
 Win.-Salem Bullets W 82-63
 at Clemson L 71-81
 J3 at Furman L 78-85
 Hampden-Sydney W 74-65
 VMI W 88-64

J13 #8 North Carolina St. L 58-62
 J17 at Richmond L 78-82
 Virginia Tech W 91-74
 at VMI W 88-54
 F7 at #15 NC State L 71-101
 F10 vs. Wake Forest¹ L 76-78
 F14 Virginia W 105-84
 F17 Maryland L 57-79
 F19 #18 Duke (ot) W 85-82
 F21 Washington & Lee W 94-73
 at Virginia Tech L 74-75
 George Washington L 63-70
 F28 Richmond L 70-76
1-Norfolk, VA

1953-54
RECORD: 9-14
SC: 6-5, 5TH PLACE
 at Hampden-Sydney W 78-58
 D8 at Maryland L 54-69
 at North Carolina L 61-71
 D12 at Duke L44-109
 George Washington L 53-65
 J1 at Seton Hall W 57-55
 Clemson L 72-75
 Hampden-Sydney W 78-65
 J9 at West Virginia W 78-76
 VMI W 71-67
 J16 at Richmond L 73-85
 Virginia Tech W 82-66
 F2 at NC State L 70-80
 F6 at Washington & Lee W 73-58
 F8 at Virginia Tech W 66-52
 at VMI L 62-81
 F13 at #19 NC State L 48-65
 at #8 Geo. Wash. L 58-69
 Washington & Lee W 68-54
 F20 Wake Forest (ot) L 56-57
 F25 #11 Maryland L 55-74
 F27 at Richmond L 63-68
 M4 at West Virginia¹ L 69-84
1-Southern Conference Tournament, Morgantown, WV (Mountaineer Field House)

1954-55
RECORD: 11-14
SC: 7-5, 6TH PLACE
 D1 North Carolina State L97-111
 D4 at Furman W 103-101
 D6 at Tennessee L 79-91
 Hampden-Sydney W 108-76
 North Carolina W 79-76
 D17 at Seton Hall L89-109
 D28 vs. Boston Univ.¹ W 84-74
 D29 vs. #9 Geo. Wash.¹ L 73-87
 vs. Virginia Tech¹ W 82-67
 J3 at Vanderbilt L 61-86
 J5 at Navy L 56-77
 Washington & Lee W 78-73

at #8 Geo. Wash. L 65-79
 J15 at #13 Richmond L 71-92
 at Virginia Tech W 75-69
 at VMI W 88-68
 F5 #12 Maryland L 62-67
 Virginia Tech W 105-73
 F9 #7 North Carolina St. L99-126
 F12 VMI W 89-66
 F14 at West Virginia² L 81-95
 Washington & Lee L 67-86
 at #10 George Wash. L76-119
 F26 at Richmond W 93-78
 M3 at Richmond³ L 75-90
1-UR Invitational, Richmond, VA; 2-Parkersburg, WV; 3-Southern Conference Tournament, Richmond, VA (Richmond Arena)

1955-56
RECORD: 12-14
SC: 9-7, 5TH PLACE
 George Washington L 75-81
 D8 at Maryland L 51-52
 Hampden-Sydney W 76-69
 D28 vs. Rhode Island¹ W 100-96
 D29 at Richmond¹ L 60-72
 D30 vs. Seton Hall¹ L 55-80
 J2 at Tennessee W 93-83
 J3 #4 Vanderbilt (2ot) L 80-89
 Washington & Lee W 79-70
 J9 Furman W 92-81
 J14 at Richmond L 53-75
 at Virginia Tech W 66-57
 at VMI W 81-72
 J21 at #3 NC State L 71-90
 at Davidson W 85-75
 F4 at Furman L85-109
 at #12 North Carolina L63-115
 VMI W 89-78
 F13 West Virginia² L90-105
 at George Washington L 69-81
 at Washington & Lee L 57-70
 F20 Virginia Tech W 79-74
 F22 at West Virginia L 88-97
 Davidson W 77-67
 F25 Richmond W 79-77
 M1 at Richmond³ L 62-79
1-UR Invitational, Richmond, VA; 2-Norfolk, VA; 3-Southern Conference Tournament, Richmond, VA (Richmond Arena)

1956-57
RECORD: 9-18
SC: 7-11, 6TH PLACE
 N30 The Citadel W 87-74
 D1 Hampden-Sydney W 98-81
 D3 The Citadel W 82-74
 D6 at Washington & Lee L 72-79
 D8 George Washington W 89-85
 D11 at Furman L 66-69
 D15 at Villanova L 73-81
 D27 vs. Lafayette¹ L 72-85
 D28 vs. Columbia¹ L 78-93
 D29 vs. Davidson¹ W 72-63
 J1 at #12 Tennessee L 68-81
 J2 at #9 Vanderbilt L 65-80
 J5 at Davidson W 80-67
 J8 #2 North Carolina L 61-71
 J12 at Richmond L 55-68
 J14 #15 West Virginia² L 72-81
 J18 Virginia Tech W 72-70
 F2 Davidson L 77-86
 F4 Furman L 78-80
 F9 at Geo. Washington L 77-79
 F14 VMI W 83-66
 F16 at Virginia Tech L 83-94
 F18 at VMI W 65-58
 F22 Washington & Lee L 58-80
 F25 at #11 West Virginia L 57-80
 M2 Richmond L 73-82
 M7 vs. Virginia Tech³ L 56-64

1-UR Invitational, Richmond, VA; 2-Norfolk, VA; 3-Southern Conference Tournament, Richmond, VA (Richmond Arena)

1957-58
RECORD: 15-14
SC: 9-9, 5TH PLACE
 Virginia W 73-69
 D4 at Pennsylvania L 70-86
 George Washington W 71-60
 at The Citadel L 60-75
 at The Citadel L 63-85
 D13 at #8 West Virginia¹ L 52-68
 at Evansville L 65-83
 at Murray State W 76-66
 D30 at Tennessee L 62-84
 at #3 North Carolina L 63-79
 J11 at Richmond W 72-66
 Davidson W 75-61
 at George Washington L 80-91
 Virginia Tech L 75-87
 F1 at Furman L 73-89
 at Davidson W 72-53
 Hampden-Sydney W 85-59
 F8 vs. Navy² W 90-78
 F10 at #1 West Virginia L 68-82
 at VMI W 79-61
 at Washington & Lee W 86-84
 F17 Furman W 87-46
 F21 Washington & Lee W 88-72
 VMI W 96-78
 at Virginia Tech L 68-72
 M1 Richmond (3ot) L 67-79
 M6 vs. Virginia Tech³ W 79-61
 M7 vs. George Washington³ W 57-56
 M8 vs. #2 West Virginia³ L 58-74
1-Logan, WV; 2-Norfolk, VA; 3-Southern Conference Tournament, Richmond, VA (Richmond Arena)

1958-59
RECORD: 13-11
SC: 7-7, 4TH PLACE
 at Virginia L 74-85
 at Washington & Lee W 63-60
 George Washington W 57-52
 Hampden-Sydney W 59-46
 D15 VMI W 82-69
 Davidson W 72-56
 at Louisiana Tech¹ L 49-63
 at North Texas W 82-77
 at Murray State W 64-62
 J3 at Furman L 70-78
 at Davidson W 59-57
 J10 Richmond W 83-65
 at Charleston (WV) L 67-75
 J13 at #10 West Virginia L 76-88
 Virginia Tech W 59-58
 J30 at #10 West Virginia L 76-82
 at Virginia Tech L 68-74
 at VMI W 86-60
 at Geo. Washington L 68-87
 F9 Furman L 70-71
 Washington & Lee W 109-62
 F21 at Richmond L 66-71
 F26 at Richmond² W 87-69
 F27 vs. #10 West Virginia² L 82-85
1-Gulf South Classic, Shreveport, LA; 2-Southern Conference Tournament, Richmond, VA (Richmond Arena)

1959-60
RECORD: 15-11
SC: 10-5, 3RD PLACE
 Virginia W 82-70
 at VMI W 79-78
 D5 at Tennessee W 77-71
 Hampden-Sydney W 97-83
 D11 vs. Duquesne¹ L 52-53
 D12 vs. St. John's¹ L 65-77

Charleston (WV) W 95-82
 at Geo. Washington L 71-98
 D28 vs. Lafayette² L 63-81
 D30 at Richmond² L 65-71
 Davidson W 72-64
 J9 at Richmond W 90-76
 J11 at #3 West Virginia L 74-94
 J12 at Pittsburgh L 59-75
 Virginia Tech L 91-92
 J30 #4 West Virginia³ W 94-86
 The Citadel W 79-65
 F6 Furman W 101-68
 at Virginia Tech L 66-82
 VMI W 89-67
 George Washington W 75-66
 F15 at Furman L 73-92
 at Davidson W 73-65
 F20 Richmond W 64-42
 F25 vs. Furman¹ W 82-74
 F26 vs. #7 West Virginia⁴ L83-117
1-Steel Bowl, Pittsburgh, PA; 2-UR Invitational, Richmond, VA; 3-Norfolk, VA; 4-Southern Conference Tournament, Richmond, VA (Richmond Arena)

1960-61
RECORD: 14-10
SC: 9-6, 4TH PLACE
 Hampden-Sydney W 113-75
 D3 at West Virginia (ot) L 72-74
 D5 at Tennessee (ot) L 76-83
 VMI W 66-58
 George Washington W 61-57
 Davidson W 54-49
 at Virginia W 80-50
 vs. Virginia¹ W 91-75
 D30 at Richmond¹ L87-101
 J3 at Furman L 56-78
 at Davidson L 45-54
 J7 at Richmond W 63-60
 The Citadel (ot) L 63-64
 Virginia Tech W 74-60
 J28 West Virginia² L 69-76
 F1 Furman W 65-57
 F8 at Navy L 67-69
 George Washington W 85-80
 at Virginia Tech L 67-85
 at VMI W 86-77
 F25 Richmond W 105-84
 M2 vs. Furman³ (3ot) W 86-84
 M3 vs. #8 West Virginia³ W 88-76
 M4 vs. Geo. Washington³ L 82-93
1-UR Invitational, Richmond, VA; 2-Norfolk, VA; 3-Southern Conference Tournament, Richmond, VA (Richmond Arena)

1961-62
RECORD: 7-17
SC: 5-11, 8TH PLACE (TIE)
 D2 at West Virginia L 53-69
 at The Citadel L 76-83
 D6 at Georgia Tech L 56-72
 George Washington W 86-55
 D12 Virginia W 71-63
 D15 East Carolina W 81-60
 D28 at Texas Tech L 70-91
 D29 vs. Texas¹ L 71-84
 J2 at Furman L 76-77
 at Davidson L 47-62
 J6 at Richmond L 65-73
 The Citadel W 71-58
 Virginia Tech L 49-63
 at VMI L 71-74
 J27 West Virginia² L 61-70
 J31 Furman W 79-67
 Davidson L 54-61
 at Memphis State L 70-88
 at Loyola L 62-77
 F10 at Navy L 59-71
 at Virginia Tech L65-104



2008 CAA FINALISTS

'08-09 TRIBE BASKETBALL

F17 VMI W 102-84
at George Washington L 84-92
F24 Richmond W 54-49
1-Lubbock, TX; 2-Norfolk, VA

1962-63

RECORD: 15-9

SC: 10-5, 3RD PLACE

D1 at Geo. Washington L 50-60
D4 Hampden-Sydney W 77-64
D8 at Virginia Tech (ot) L 71-77
D11 at Virginia W 71-69
D14 at Pittsburgh¹ L 56-66
D15 vs. Boston College¹ L 53-66
D17 Furman L 55-56
D28 vs. Lehigh² W 73-58
D29 at Richmond² W 76-59
J2 at Davidson (ot) L 70-73
J3 at Furman W 70-68
J5 at Richmond L 55-59
J8 The Citadel W 83-69
J10 Virginia Tech W 78-63
J15 VMI W 80-71
J30 Davidson W 70-63
F2 at The Citadel W 82-69
F4 at #6 Georgia Tech L 49-50
F9 West Virginia³ W 75-72
F11 East Carolina W 81-65
F15 at VMI W 75-65
F19 George Washington W 79-75
F23 Richmond W 75-39
F28 vs. Virginia Tech⁴ L 72-74

1-Steel Bowl, Pittsburgh, PA (Civic Arena); 2-UR Invitational, Richmond, VA; 3-Norfolk, VA; 4-Southern Conference Tournament, Richmond, VA (Richmond Arena)

1963-64

RECORD: 9-13

SC: 5-9, 7TH PLACE

D3 Hampden-Sydney W 81-49
D6 at VMI W 56-51
D14 Furman W 67-60
D18 at West Virginia L 73-78
D20 at Arkansas State¹ (ot) W 73-71
D21 vs. UTEPI L 51-61
D27 vs. E. Kentucky² (ot) L 55-61
D28 at E. Tennessee St² W 69-55
J4 at Furman W 66-60
J6 at The Citadel L 60-63
J11 at Richmond L 52-53
J13 East Carolina W 64-47
J16 Virginia Tech L 66-73
F1 The Citadel L 67-80
F4 #5 Davidson³ L 84-111
F6 at Geo. Washington L 77-81
F8 Virginia L 54-56
F10 at Virginia Tech (2ot) L 86-90
F15 at VMI L 65-70
F19 George Washington W 82-67
F22 Richmond W 84-53
F27 vs. West Virginia⁴ L 73-85

1-Arkansas State Tournament, Jonesboro, Ark.; 2-Watauga Invitational, Johnson City, Tenn.; 3-Norfolk, Va.; 4-Southern Conference Tournament, Charlotte, N.C. (Charlotte Coliseum)

1964-65

RECORD: 12-13

SC: 6-8, 6TH PLACE

D1 at Virginia L 58-72
D3 Hampden-Sydney W 98-70
D5 East Carolina W 86-72
D8 George Washington W 54-44
D11 Furman (ot) L 64-65
D14 at West Virginia L 63-72
D17 VMI W 66-63
D21 at Georgia Tech L 73-91
D29 at Texas Western¹ L 50-56
D30 vs. TCU¹ L 71-76

J2 at Davidson² L 57-77
J5 The Citadel L 64-70
J9 at Geo. Washington L 50-56
J12 Virginia Tech L 75-89
J16 at Richmond W 61-59
J31 at East Carolina³ W 61-58
F1 at Furman W 68-64
F3 at The Citadel W 79-70
F10 at VMI L 57-61
F13 Pittsburgh W 63-61
F16 at Virginia Tech L 57-76
F20 Richmond W 87-77
F25 vs. The Citadel⁴ W 68-60
F26 vs. Virginia Tech⁴ W 70-59
F27 vs. West Virginia³ (2ot) L 67-70
1-Sun Carnival Classic, El Paso, TX; 2-Charlotte; 3-Norfolk; 4-Southern Conference Tournament, Charlotte, NC (Charlotte Coliseum)

1965-66

RECORD: 13-12

SC: 8-3, 3RD PLACE

D1 Virginia W 93-82
D4 at North Carolina L 68-82
D6 at Virginia Tech L 63-95
D11 Furman W 84-63
D15 Hampden-Sydney L 68-71
D18 at Geo. Washington W 79-66
D20 at Jacksonville L 76-82
D22 at Georgia Tech L 73-92
D27 vs. East. Kentucky¹ W 76-64
D28 at Detroit¹ L 65-80
J1 at Davidson² L 59-90
J4 Virginia Tech L 69-76
J8 at VMI L 74-89
J15 Richmond W 71-65
J29 at The Citadel W 70-65
J31 at Florida Southern W 69-61
F2 at Miami (FL) L 66-88
F5 East Carolina³ W 57-51
F7 The Citadel W 59-46
F10 George Washington W 81-52
F12 VMI W 94-67
F17 St. Francis (PA) W 67-52
F19 at Richmond L 63-76
F24 vs. Furman⁴ W 78-73
F25 vs. West Virginia⁴ L 50-64

1-Motor City Tournament, Detroit, MI (Memorial Building); 2-Charlotte; 3-Fort Eustis; 4-Southern Conference Tournament, Charlotte, NC (Charlotte Coliseum)

1966-67

RECORD: 14-11

SC: 8-5, 3RD PLACE

D1 at Virginia L 65-80
D3 at West Virginia¹ L 67-73
D5 at Pittsburgh W 72-68
D6 at St. Francis (PA) L 54-67
D9 Florida Southern W 75-69
D13 East Carolina W 82-63
D17 George Washington W 36-30
D22 Jacksonville W 72-68
D27 at Evansville² W 74-72
D28 vs. New Mexico St² L 49-62
J4 Virginia Tech L 69-96
J17 at Geo. Washington W 85-74
J11 Hampden-Sydney W 100-78
J14 at Richmond L 78-90
J28 at The Citadel L 77-85
J30 at East Carolina W 84-72
F2 at Virginia Tech L 79-84
F4 The Citadel W 91-57
F7 VMI W 64-57
F13 at Furman L 85-92
F14 at Davidson W 74-71
F17 at VMI L 67-81
F24 Richmond W 79-69
M2 vs. Geo. Wash.³ W 76-66
M3 vs. Davidson³ L 65-78

1-Charleston, WV (Charleston Civic Center); 2-Evansville Invitational, Evansville, IN; 3-Southern Conference Tournament, Charlotte, NC

1967-68

RECORD: 6-18

SC: 4-10, 8TH PLACE

D2 at West Virginia L 66-83
D9 George Washington W 96-76
D13 at NC State L 73-88
D15 at #8 Davidson L 75-81
D18 at Wake Forest L 79-108
D20 VMI W 96-82
D28 at Connecticut¹ L 49-51
D29 vs. Massachusetts¹ L 86-92
J2 Jacksonville L 69-71
J4 Pittsburgh W 79-65
J6 Loyola (LA) W 97-74
J8 at Virginia Tech L 70-90
J10 East Carolina L 70-71
J13 Richmond (ot) W 98-92
J29 at West Virginia² L 70-88
J30 at George Washington L 76-80
F3 The Citadel L 75-84
F5 at VMI L 62-68
F10 at East Carolina L 75-99
F12 Furman W 91-76
F17 Virginia Tech³ (ot) L 72-78
F21 at The Citadel L 73-84
F24 at Richmond L 81-108
F29 vs. Davidson⁴ L 68-107

1-Basketball Classic, Storrs, CT (Field House); 2-Charleston, WV (Charleston Civic Center); 3-Fort Eustis; 4-Southern Conference Tournament, Charlotte, NC

1968-69

RECORD: 6-20

SC: 3-8, 7TH PLACE

D2 at West Virginia L 74-89
D3 at Pittsburgh L 62-68
D11 East Carolina¹ L 66-77
D14 at Geo. Washington L 71-82
D17 Wake Forest² L 58-98
D20 vs. Virginia Tech³ L 72-83
D21 vs. Richmond³ L 62-106
D26 Baylor⁴ L 68-81
D27 Delaware⁴ W 82-76
D28 Air Force⁴ W 74-71
J4 Virginia Tech² L 60-75
J6 West Virginia² L 71-75
J9 The Citadel¹ W 73-56
J11 at East Carolina L 61-87
J13 at Virginia Tech L 46-77
J15 George Washington¹ W 77-75
J18 at Richmond L 75-80
J30 at VMI L 71-72
F1 at Furman L 49-78
F3 at The Citadel L 61-95
F5 at Jacksonville L 74-88
F8 Georgetown² (2ot) W 90-84
F11 Old Dominion L 65-80
F15 VMI¹ W 83-78
F22 Richmond¹ L 80-96
F27 vs. East Carolina³ L 35-48

1-BG; 2-Fort Eustis; 3-Big 5 Tournament, Salem, VA; 4-East Carolina Classic, Greenville, NC; 5-Southern Conference Tournament, Charlotte, NC

1969-70

RECORD: 11-16

SC: 5-7, 5TH PLACE

D1 North Carolina State L 84-93
D3 at West Virginia L 80-106
D6 at Virginia Tech L 84-93
D9 at Georgetown L 82-87
D11 Richmond W 81-74
D13 at Duke L 77-84
D16 George Washington L 80-90
D18 vs. Virginia Tech¹ W 84-79

D19 vs. VMI¹ W 75-64
D20 vs. Virginia¹ L 72-92
D30 at Geo. Washington L 78-86
J3 West Virginia² W 83-76
J6 Pittsburgh W 84-73
J10 Virginia Tech L 72-92
J26 Furman W 107-87
J29 Virginia (ot) L 81-87
J31 at The Citadel W 65-60
F3 at #15 Davidson L 87-93
F7 East Carolina L 88-98
F10 at VMI L 68-74
F12 The Citadel W 79-74
F14 VMI W 77-58
F16 Old Dominion W 89-80
F18 at East Carolina L 83-96
F21 at Richmond L 60-78
F26 vs. Furman³ W 82-67
F27 vs. #11 Davidson³ L 54-78

1-Big 5, Hampton, VA; 2-Hampton, VA (Hampton Coliseum); 3-Southern Conference Tournament, Charlotte, NC

1970-71

RECORD: 11-16

SC: 7-3, 2ND PLACE

D1 vs. Richmond¹ W 69-68
D2 vs. Virginia Tech¹ L 78-88
D3 vs. Richmond¹ W 97-84
D5 North Carolina L 72-101
D7 Georgetown L 71-88
D14 at The Citadel L 67-71
D12 at Wake Forest L 70-93
D17 at Virginia L 87-107
D19 VMI² W 75-49
D29 vs. #1 UCLA³ L 71-90
D30 Duquesne³ L 54-79
J2 Davidson L 49-66
J4 The Citadel W 59-54
J6 Rice L 74-77
J9 at Richmond W 72-69
J23 East Carolina W 74-65
J28 at Loyola (LA) L 87-118
J30 at Furman (ot) W 78-71
F3 Virginia Tech L 62-74
F6 Navy W 77-71
F8 at Virginia Tech L 63-91
F11 #6 Jacksonville L 69-100
F16 at VMI W 85-69
F20 at East Carolina L 56-65
F27 Richmond W 103-82

*vs. VMI⁴ W 69-65
M5 vs. Richmond⁴ L 64-66
1-Big 5 Tournament, Hampton, VA; 2-BG; 3-Steel Bowl, Pittsburgh, PA; 4-Southern Conference Tournament, Charlotte, NC*

1971-72

RECORD: 10-17

SC: 6-4, 3RD PLACE

D4 Furman W 110-91
D8 Wake Forest L 60-75
D11 The Citadel W 74-67
D15 #19 Virginia L 62-82
D18 at #14 Jacksonville L 72-83
D20 at Georgia Tech L 71-83
D22 at Rice L 76-88
D29 at Stetson¹ W 94-67
D30 vs. Miami (OH)¹ L 67-69
J1 at Davidson L 68-81
J3 at The Citadel L 59-68
J8 at Richmond (2ot) W 73-68
J22 at East Carolina L 71-79
J25 VMI W 76-59
J27 at Georgetown (ot) L 79-85
J29 at Virginia Tech L 65-87
J31 Cincinnati L 52-65
F3 Florida Southern W 76-67
F5 Pittsburgh W 73-68
F10 Virginia Tech L 69-90



F12 at Duke L 69-87
 F16 at West Virginia L 71-87
 F19 East Carolina W 67-64
 F22 at VMI L 35-37
 F26 Richmond W 85-62
 M2 vs. Richmond² W 98-82
 M3 at Furman² L 74-93
1-Tangerine Bowl Classic, Winter Park, FL; 2-Southern Conference Tournament, Greenville, SC

1972-73
RECORD: 10-17
SC: 5-6, 5TH PLACE
 N25 at Furman L 90-112
 N27 Jacksonville L 94-103
 D2 at Duke L 74-98
 D6 Wake Forest L 71-86
 D9 at The Citadel L 73-82
 D11 at Appalachian State W 73-71
 D13 Virginia Tech L 77-98
 D16 at Virginia L 80-90
 D18 Georgia Tech W 63-60
 D27 at Lehigh W 77-66
 D28 at CC of New York W 69-53
 J3 Davidson L 88-102
 J6 Richmond L 58-65
 J20 at East Carolina L 68-73
 J25 at Wake Forest L 79-93
 J27 at Cincinnati L 68-110
 J29 at Virginia Tech L 92-127
 J31 VMI W 77-59
 F3 at Pittsburgh L 62-83
 F6 The Citadel W 83-74
 F10 at Rutgers L 78-97
 F15 West Virginia W 69-66
 F17 East Carolina W 80-69
 F20 at VMI L 64-66
 F24 at Richmond W 66-64
 vs. The Citadel¹ W 97-72
 vs. Davidson¹ L 73-76
1-Southern Conference Tournament, Richmond, VA (Richmond Coliseum)

1973-74
RECORD: 9-18
SC: 5-6, 5TH PLACE
 D1 Appalachian State W 100-63
 D3 Duke L 79-93
 D6 at Wake Forest L 58-78
 D8 at The Citadel L 65-88
 D11 Richmond (ot) W 73-71
 D14 at Baltimore L 70-79
 D15 at Navy W 84-80
 D20 at #9 Providence L 75-105
 D22 at Fairfield L 57-77
 J19 East Carolina L 67-70
 J21 at Davidson L 65-73
 J22 VMI W 85-68
 J26 Furman L 80-97
 J29 Rutgers L 75-76
 J31 at Virginia Tech L 61-80
 F2 #13 Pittsburgh L 62-68
 F4 The Citadel W 64-57
 F6 at VMI W 67-65
 F9 at East Carolina L 63-93
 F11 Virginia Tech L 54-72
 F14 Iona W 64-62
 F16 at Old Dominion W 70-68
 F18 Virginia L 62-72
 F21 at Geo. Washington L 51-81
 F23 at Richmond L 81-88
 F27 vs. East Carolina¹ (2ot) W 75-67
 M1 vs. Furman¹ L 55-70
1-Southern Conference Tournament, Richmond, VA (Richmond Coliseum)

1974-75
RECORD: 16-12
SC: 6-5, 3RD PLACE
 N30 Pace W 54-51
 D2 Haverford W 69-55
 D5 George Washington L 50-61
 D7 at The Citadel W 82-73
 D11 at Virginia L 51-73
 D14 Wagner W 77-65
 D17 Davidson W 76-75
 D21 Wake Forest W 59-58
 D30 Columbia W 75-63
 J4 Old Dominion L 55-61
 J18 at East Carolina L 62-66
 J20 St. Mary's W 91-44
 J22 at VMI L 69-71
 J25 at Furman L 58-75
 J28 Virginia Tech W 76-69
 F1 at Pittsburgh L 60-70
 F3 The Citadel W 81-53
 F6 at Richmond L 75-84
 F8 at Appalachian State W 69-59
 F10 Baltimore W 67-52
 F12 at Virginia Tech L 75-101
 F15 East Carolina L 66-68
 F19 VMI W 67-66
 F22 Richmond W 72-60
 F26 at Rutgers L 70-88
 Davidson¹ W 78-64
 M5 vs. East Carolina² W 69-66
 M6 at Furman² L 55-66
1-Southern Conference Tournament, Williamsburg, VA; 2-Southern Conference Tournament, Greenville, SC

1975-76
RECORD: 15-13
SC: 8-3, 2ND PLACE
 N29 Appalachian State W 68-48
 D1 Eastern Connecticut W 75-55
 D4 at Geo. Washington L 69-75
 D6 The Citadel W 70-61
 D9 at Wake Forest L 69-82
 D11 Dickenson W 61-56
 J3 Wagner W 80-52
 J5 at Iona (ot) L 64-67
 J6 at Princeton L 43-64
 J10 Washington Coll. W 105-60
 J13 at Old Dominion L 73-77
 J17 East Carolina W 65-58
 J19 Virginia L 60-80
 J21 at #20 VMI L 78-84
 J24 Furman W 80-68
 J28 at Virginia Tech L 79-105
 J31 Richmond L 72-80
 F3 at East Carolina W 56-54
 F5 Old Dominion W 74-61
 F7 VMI W 68-62
 F11 #18 Virginia Tech L 48-50
 F14 at Davidson W 75-73
 F16 at The Citadel L 62-64
 F19 Pratt W 70-56
 F21 at Richmond W 107-102
 F25 #3 Rutgers L 90-100
 F28 Furman¹ W 70-57
 M3 vs. Richmond² L 78-84
1-Southern Conference Tournament, Williamsburg, VA; 2-Southern Conference Tournament, Greenville, SC

1976-77
RECORD: 16-14
SC: 7-4, 4TH PLACE
 N29 Christopher Newport W 105-51
 D1 Hampden-Sydney W 92-67
 D4 The Citadel W 94-61
 D8 #11 Wake Forest (ot) L 84-90
 D11 at Appalachian State L 59-68
 D22 at UC Santa Barbara W 78-65
 D23 at #8 UCLA L 55-59

D27 at Hawaii¹ L 60-63
 D28 vs. Illinois¹ L 64-73
 D29 vs. Temple¹ W 68-65
 J8 Appalachian State W 68-63
 J10 at Virginia W 71-65
 J12 at VMI L 79-92
 J15 at Richmond W 67-62
 J18 East Carolina W 79-43
 J20 Queens W 91-41
 J22 at Furman (ot) L 83-88
 J24 at The Citadel W 61-53
 J26 Princeton L 38-42
 J29 Navy W 70-56
 J31 at Davidson L 52-69
 F2 George Washington W 83-70
 F5 Old Dominion L 71-73
 F7 at West Virginia² L 58-69
 F10 at East Carolina W 70-66
 F12 Davidson W 68-60
 F16 #19 VMI W 86-84
 F19 Richmond L 77-78
 F21 at Old Dominion L 68-82
 F26 East Carolina² L 76-79
1-Rainbow Classic, Honolulu, HI (Neil S. Blaisdell Center); 2-Charleston, WV (Charleston Civic Center); 3-Southern Conference Tournament, Williamsburg, VA

1977-78
RECORD: 16-10
 N25 vs. VCU¹ W 55-54
 N26 vs. St. Joseph's¹ L 60-69
 N28 Christopher Newport W 86-68
 N30 West Virginia W 72-61
 D3 Radford W 85-56
 D7 #2 North Carolina W 78-75
 D9 vs. Cal. St. Fullerton² W 67-62
 D10 vs. Montana² W 61-60
 D28 at Stetson³ W 61-60
 D29 vs. Rollins³ W 79-66
 J7 East Carolina L 56-58
 J10 at Rutgers L 71-79
 J14 Richmond W 75-43
 J17 at East Carolina W 77-76
 J21 American L 67-73
 J25 at Davidson W 65-56
 J28 at Old Dominion L 63-64
 F1 VCU L 62-73
 F4 George Mason W 94-73
 F7 at Navy W 70-62
 F11 James Madison L 66-68
 F15 VMI L 59-60
 F18 at Richmond W 59-48
 F20 #17 Virginia L 49-62
 F22 at South Carolina L 54-67
 F25 Old Dominion W 75-64
1-Spider Classic, Richmond, VA (Robins Center); 2-at Cougar Classic, Provo, UT (Marriott Center); 3-Tangerine Bowl

1978-79
RECORD: 9-17
 N25 Delaware Valley W 86-64
 N27 Christopher Newport W 66-54
 N29 at West Virginia L 39-45
 D2 East Carolina W 60-54
 D9 at Virginia Tech L 59-84
 D29 at VCU¹ L 43-60
 D30 vs. Richmond¹ (ot) L 62-64
 J3 Muhlenberg W 80-64
 J6 James Madison L 55-56
 J10 at Virginia L 56-95
 J13 at Richmond L 72-83
 J16 Virginia Wesleyan W 67-62
 J20 at Old Dominion L 42-48
 J24 at VCU L 46-67
 J27 South Carolina L 54-62
 J30 at East Carolina (2ot) L 59-61
 F1 Roanoke W 44-43
 F3 Navy W 68-63

F6 at James Madison L 57-70
 F8 Davidson (2ot) W 68-62
 F10 at American L 45-61
 F12 Virginia Tech L 49-55
 F14 at #4 North Carolina L 60-85
 F17 Richmond W 68-64
 F21 Virginia L 40-44
 F24 Old Dominion L 56-57
1-TD Invitational Tournament, Richmond, VA (Richmond Coliseum)

1979-80
RECORD: 12-15
 D1 Johns Hopkins W 94-51
 D3 Christopher Newport W 68-50
 D5 West Virginia W 63-62
 D8 VCU L 54-57
 D10 St. Mary's W 104-67
 D22 NC Wesleyan W 88-62
 D26 at Jacksonville¹ L 43-58
 D27 vs. Iowa State¹ L 55-56
 D29 at Roanoke W 69-67
 J9 at South Carolina L 67-74
 J14 American L 72-82
 J16 at Navy L 48-73
 J19 Richmond W 82-81
 J24 Temple L 55-56
 J26 at Old Dominion L 51-60
 J29 at #11 North Carolina L 61-71
 F2 Catholic W 88-66
 F5 at James Madison L 58-61
 F7 George Mason W 84-62
 F9 at Richmond W 83-74
 F12 at VCU L 56-64
 F14 Bluefield W 101-48
 F16 James Madison L 49-52
 F20 at Virginia L 55-63
 F23 Old Dominion (ot) L 69-71
 F26 Richmond² W 78-77
 vs. Old Dominion³ L 59-75
1-Gator Bowl Tourney, Jacksonville, FL (Steisher Gymnasium); 2-ECAC South Tournament, Williamsburg, VA; 3-ECAC South Tournament, Hampton, VA

1980-81
RECORD: 16-12
 N29 Pace W 85-64
 D1 Christopher Newport W 84-56
 D3 at VCU L 58-77
 D6 #7 Virginia L 68-88
 D20 NC Wesleyan W 88-63
 J3 at #9 Maryland L 64-69
 J6 Millersville W 76-52
 J10 at Virginia Tech W 51-43
 J14 at Richmond W 44-42
 J17 James Madison W 44-42
 J19 at Catholic W 36-29
 J21 Virginia Tech (3ot) W 48-46
 J24 at Old Dominion L 51-76
 J26 at George Mason W 64-45
 J28 at Temple¹ L 68-80
 J31 Navy W 71-60
 F2 at American L 54-69
 F4 at VMI W 75-63
 F7 at James Madison L 60-72
 F11 Richmond L 51-53
 F14 South Carolina W 77-68
 F18 #13 North Carolina L 55-81
 F21 Old Dominion L 59-60
 F24 VCU (ot) L 67-68
 F26 St. Mary's W 105-69
 F28 George Mason W 68-53
 Robert Morris² W 73-50
 M6 vs. James Madison³ L 42-44
1-The Palestra; 2-ECAC South Tournament, Williamsburg, VA (William and Mary Hall); 3-ECAC South Tournament, Hampton, VA

'08-09 TRIBE BASKETBALL

1981-82
Record: 16-12
 N27 Elizabethtown W 101-54
 N30 Christopher Newport W 71-32
 D2 VMI W 84-57
 D5 at Virginia Tech L 60-76
 D19 NC Wesleyan W 69-45
 D29 vs. Auburn¹ W 58-48
 D30 vs. Davidson¹ W 46-44
 J4 at #1 North Carolina L 40-64
 J6 at East Carolina L 58-61
 J9 Lebanon Valley W 75-50
 J11 at VCU (ot) L 62-63
 J16 at James Madison L 44-54
 J20 Richmond W 70-47
 J23 Old Dominion (ot) W 60-59
 J27 Maryland L 43-50
 J30 at Navy (ot) W 47-46
 F2 at American (ot) L 64-65
 F4 at George Mason W 88-68
 F6 at Richmond L 55-60
 F8 Virginia Tech W 66-51
 F13 Temple W 68-59
 F17 at Old Dominion L 45-66
 F20 James Madison L 55-56
 F23 VCU L 63-65
 F25 George Mason (ot) W 53-47
 F27 East Carolina W 80-61
 M4 vs. Navy² W 79-55
 M5 vs. James Madison² L 49-64
1-Iron Duke Classic (Durham, NC); 2-ECAC South Tournament, Norfolk, VA (Scope)

1982-83
Record: 20-9
ECAC South: 9-0, 1st Place
Postseason: NIT, 1st Round
 N29 Christopher Newport W 84-51
 D1 Norfolk State W 72-56
 D3 Lock Haven W 89-52
 D7 at West Virginia L 51-65
 D11 at Temple¹ L 61-62
 D30 at Notre Dame L 60-83
 J5 at Maryland L 51-56
 J8 at George Mason W 47-46
 J12 at East Carolina W 72-51
 J15 at Lafayette W 69-61
 J17 Wake Forest W 80-63
 J19 NC Wesleyan W 90-55
 J22 at Old Dominion W 56-50
 J26 Richmond W 76-68
 J29 James Madison W 72-65
 J31 VCU L 49-50
 F2 at Duke L 71-73
 F5 Loyola W 79-53
 F9 East Carolina W 70-54
 F12 Old Dominion L 42-43
 F16 at VMI W 77-65
 F19 at James Madison W 60-55
 F21 Navy W 75-55
 F23 at Richmond W 49-47
 F26 George Mason W 79-72
 M2 at Delaware W 70-58
 M10 vs. East Carolina² W 48-45
 M12 vs. James Madison² L 38-41
 M17 at Virginia Tech³ L 79-85
1-The Palestra; 2-ECAC South Tournament, Richmond, VA (Robins Center); 3-National Invitational Tournament, Blacksburg, VA

1983-84
Record: 14-14
ECAC South: 6-4, 2nd Place (Tie)
 N25 NC Wesleyan W 79-39
 N30 Duke L 68-70
 D3 at Old Dominion L 57-73
 D6 at VCU L 38-41
 D8 at Virginia L 41-52
 D30 Towson W 63-45
 J4 UNC Wilmington L 55-61

J7 at #5 Maryland L 44-58
 J11 at #12 Wake Forest L 53-80
 J14 East Carolina W 64-48
 J18 VMI W 73-55
 J21 at Navy (2ot) L 55-60
 J23 at Drexel L 59-60
 J25 George Mason W 91-79
 J28 at Richmond L 60-69
 J30 Delaware W 68-65
 F1 Virginia Wesleyan W 107-73
 F4 James Madison W 46-44
 F6 Lafayette W 67-57
 F9 at UNC Wilmington W 76-52
 F11 at East Carolina W 67-52
 F18 Navy L 71-73
 F22 Old Dominion L 65-71
 F25 at George Mason L 57-64
 F29 at James Madison W 56-47
 M3 Richmond W 83-65
 M8 vs. East Carolina¹ W 47-32
 M9 vs. Navy¹ L 57-67
1-ECAC South Tournament, Harrisonburg, VA (Convocation Center)

1984-85
Record: 16-12
ECAC South: 9-5, 4th Place
 N28 at Duke L 60-92
 D1 Drexel W 81-65
 D5 Virginia W 54-53
 D8 Old Dominion L 57-62
 D22 Christopher Newport W 85-45
 D28 vs. Iona¹ L 55-68
 D29 vs. New Hampshire¹ W 53-45
 J2 at Wake Forest L 47-64
 J12 at East Carolina W 67-53
 J17 UNC Wilmington W 79-68
 J19 Navy L 59-70
 J21 Lafayette W 58-57
 J23 at George Mason W 63-62
 J26 Richmond (ot) L 76-82
 J28 at American L 62-64
 J30 Delaware W 72-61
 F2 at James Madison W 78-70
 F6 at VMI L 48-50
 F9 East Carolina W 80-71
 F16 at Navy L 60-84
 F18 American W 89-61
 F20 at Old Dominion L 58-72
 F23 George Mason (ot) W 74-73
 F25 at UNC Wilmington W 67-59
 F28 James Madison W 71-60
 M2 at Richmond L 58-68
 M7 James Madison² W 68-61
 M8 Navy² L 83-89
1-Connecticut Mutual Classic, Hartford, CT (Hartford Civic Center); 2-ECAC South Tournament, Williamsburg, VA (William and Mary Hall)

1985-86
Record: 8-20
CAA: 3-11, 6th Place (Tie)
 N23 at Towson L 56-66
 N26 #6 Duke L 61-84
 N30 Drexel W 57-52
 D5 at Maryland L 48-77
 D20 Christopher Newport W 76-55
 D27 vs. Georgia¹ L 44-77
 D28 vs. Colorado State¹ W 61-39
 J4 • at Richmond L 36-52
 J8 at Virginia L 47-67
 J11 • UNC Wilmington L 56-73
 J13 • East Carolina L 52-54
 J15 Old Dominion L 44-75
 J18 • at James Madison L 58-59
 J20 • at George Mason L 54-67
 J22 VMI W 71-64
 J25 • Navy L 68-76
 J27 • American W 76-63
 J30 at VCU L 44-60

F1 • #20 Richmond L 47-67
 F3 • George Mason L 46-69
 F8 • at UNC Wilmington W 73-64
 F10 • at East Carolina L 47-52
 F15 • James Madison W 53-50
 F17 • at Navy L 51-66
 F20 at Old Dominion L 47-58
 F24 • at American L 64-70
 F26 at Lafayette W 59-54
 M1 at Richmond² L 50-61
1-Krystal Classic, Chattanooga, TN; 2-CAA Tournament, Richmond, VA (Robins Center)

1986-87
Record: 5-22
CAA: 2-12, 8th Place
 D1 Bridgewater W 73-57
 D4 VCU L 64-73
 D6 at Old Dominion L 54-56
 D8 Miami (OH) L 57-60
 D20 Christopher Newport W 70-55
 D29 at Tulsa¹ L 60-79
 D30 vs. Drexel¹ L 58-60
 J3 • Richmond L 66-68
 J5 at #20 Duke L 46-82
 J7 Towson W 65-52
 J10 • at UNC Wilmington L 55-82
 J12 • at East Carolina L 52-56
 J17 • James Madison W 71-61
 J19 • George Mason L 49-50
 J23 • at #18 Navy L 59-82
 J26 • at American L 56-83
 J28 Old Dominion L 56-60
 J31 • at Richmond L 50-70
 F2 • at George Mason L 64-70
 F7 • East Carolina W 69-65
 F9 • UNC Wilmington L 58-80
 F11 at VMI L 68-76
 F14 • at James Madison L 78-96
 F16 • Navy L 52-63
 F19 at Drexel L 76-82
 F23 • American L 69-70
 F28 vs. Navy² L 52-63
1-First Tulsa Classic, Tulsa, OK; 2-CAA Tournament, Hampton, VA (Hampton Coliseum)

1987-88
Record: 10-19
CAA: 5-9, 6th Place (Tie)
 N28 Old Dominion L 69-72
 N30 at Miami (OH) L 68-78
 D4 at Stanford¹ L 64-87
 D5 vs. Texas¹ L 73-78
 D19 Christopher Newport W 88-69
 D29 at Georgia Tech² L 59-90
 D30 vs. Villanova² L 57-76
 J2 at Loyola W 84-81
 J4 at #9 Duke L 70-101
 J7 at Delaware L 69-77
 J9 • American L 72-86
 J11 VMI W 69-59
 J13 • at Navy W 67-65
 J16 • James Madison W 75-65
 J20 • at George Mason L 69-82
 J23 • UNC Wilmington L 67-76
 J27 • at East Carolina W 70-63
 J30 • Richmond L 69-77
 F2 Virginia Wesleyan W 81-48
 F4 at Old Dominion L 69-78
 F6 • at American (ot) L 75-77
 F10 • Navy (ot) L 61-63
 F13 • at James Madison L 51-64
 F17 • George Mason W 86-68
 F20 • at UNC Wilmington L 74-84
 F24 • East Carolina W 88-62
 F27 • at Richmond L 65-73
 M5 vs. American³ W 76-75
 M6 vs. George Mason³ L 76-95
1-Apple Invitational, Stanford, CA; 2-Cotton States Classic, Atlanta, GA (The Omni); 3-CAA Tourna-

ment, Hampton, VA (Hampton Coliseum)
1988-89
Record: 5-23
CAA: 3-11, 7th Place
 N26 Hampden-Sydney (ot) L 91-92
 N29 Old Dominion L 62-70
 D3 at Virginia Tech L 75-96
 D7 Army L 66-78
 D10 Delaware L 63-81
 D22 Christopher Newport W 86-63
 D30 at Stetson (ot) L 82-91
 J2 at Central Florida W 65-69
 J4 Manhattan W 71-53
 J7 • East Carolina L 59-75
 J9 • UNC Wilmington L 52-91
 J11 at #1 Duke L 38-100
 J14 • at American L 72-90
 J16 at Towson L 78-98
 J18 • Navy W 72-59
 J21 • at James Madison L 50-87
 J25 • George Mason L 50-69
 J28 • at Richmond L 60-76
 F1 • at East Carolina L 68-73
 F4 • at UNC Wilmington W 62-58
 F6 at VMI L 64-66
 F8 • American L 58-86
 F11 at Davidson W 88-69
 F15 • at Navy (ot) L 70-73
 F18 • James Madison L 71-92
 F22 • at George Mason L 64-91
 F25 • Richmond L 68-76
 M4 vs. George Mason¹ L 72-75
1-CAA Tournament, Hampton, VA (Hampton Coliseum)

1989-90
Record: 6-22
CAA: 2-12, 8th Place
 N24 St. Andrew's W 66-59
 N27 Davidson W 80-79
 N29 at Old Dominion L 62-67
 D2 at Delaware L 56-72
 D5 at Army L 59-70
 D9 Virginia Tech L 53-76
 D22 Christopher Newport W 83-53
 D29 vs. Northwestern¹ L 78-103
 D30 vs. AK-Anchorage¹ L 85-91
 J3 Loyola W 71-58
 J6 • American L 64-79
 J10 • James Madison L 65-87
 J13 • at Navy L 59-80
 J17 • George Mason L 80-89
 J20 • at East Carolina L 64-72
 J22 #8 Duke L 76-109
 J24 • UNC Wilmington L 75-76
 J27 • Richmond L 66-71
 J31 • at James Madison L 61-82
 F3 • at American L 73-85
 F5 VMI L 66-86
 F10 • Navy L 61-83
 F13 at Wake Forest L 52-77
 F15 • at George Mason L 78-83
 F17 • East Carolina W 74-71
 F21 • at UNC Wilmington W 65-64
 F24 • at Richmond L 54-72
 M3 James Madison² L 83-93
1-Music City Invitational Tournament, Nashville, TN (Memorial Gym); 2-CAA Tournament, Richmond, VA (Richmond Coliseum)

THE COLLEGE OF WILLIAM AND MARY

'08-09 TRIBE BASKETBALL

1990-91
RECORD: 13-15
CAA: 6-8, 5TH PLACE (TIE)
 N24 Hampden-Sydney W 89-83
 N27 at Davidson W 59-58
 N29 Army W 73-71
 D1 at Virginia Tech L 64-66
 D5 Old Dominion W 71-63
 D8 at Manhattan W 59-73
 D22 Virginia Wesleyan W 92-73
 D28 vs. Rhode Island¹ L 70-80
 D29 vs. Lafayette¹ L 65-67
 J2 at Lehigh L 79-82
 J7 at Loyola W 77-54
 J9 • at George Mason W 73-70
 J12 • Navy W 76-73
 J16 • at American L 70-87
 J19 • East Carolina (2ot) W 74-62
 J21 • UNC Wilmington L 76-78
 J23 at VMI W 58-46
 J26 • at Richmond L 63-80
 J28 • at James Madison L 56-70
 F2 • James Madison L 63-67
 F4 Wake Forest L 74-93
 F6 • George Mason L 67-87
 F9 • at Navy W 82-73
 F13 • American L 70-75
 F16 • at East Carolina W 64-56
 F20 • at UNC Wilmington L 76-90
 F23 • Richmond W 71-69
 M4 American² L 57-70
1-Connecticut Mutual Classic, Hartford, CT; 2-CAA Tournament, Richmond, VA (Richmond Coliseum)

1991-92
RECORD: 10-19
CAA: 3-11, 7TH PLACE (TIE)
 N22 Virginia Wesleyan W 79-62
 N25 at Virginia L 43-78
 N30 Navy (ot) W 82-77
 D2 Davidson (ot) W 70-69
 D4 UNC Greensboro (ot) L 73-79
 D7 Virginia Tech W 66-60
 D17 at SMU L 55-66
 D21 vs. #24 Charlotte¹ L 75-83
 D22 vs. Portland¹ L 67-78
 D30 at #1 Duke L 61-97
 J4 Lehigh W 82-65
 J7 at Army W 49-43
 J11 • American W 70-66
 J15 • George Mason W 92-77
 J18 • at Richmond L 65-82
 J22 • James Madison L 47-56
 J25 • at UNC Wilmington (ot) L 64-68
 J29 • East Carolina L 59-66
 F1 • at Old Dominion (ot) L 92-102
 F3 Marymount W 98-53
 F8 • at American L 69-84
 F12 • at George Mason W 78-65
 F15 • Richmond L 54-83
 F18 VMI L 68-76
 F22 • UNC Wilmington L 64-94
 F26 • at East Carolina L 75-79
 F29 • Old Dominion L 85-94
 M2 • at James Madison L 77-98
 M7 vs. James Madison² L 53-77
1-Kauai Classic, Kauai, HI; 2-CAA Tournament, Richmond, VA (Richmond Coliseum)

1992-93
RECORD: 14-13
CAA: 6-8, 4TH PLACE (TIE)
 D1 at UNC Greensboro (2ot) W 81-76
 D5 The Citadel (ot) W 72-68
 D19 Virginia Wesleyan W 81-63
 D22 Shenandoah W 102-74
 D28 at New Mexico¹ L 59-64
 D29 vs. Northwestern¹ W 77-69
 J2 Campbell W 75-59

J4 Holy Cross L 78-83
 J6 at Navy W 58-53
 J9 • at American L 71-76
 J11 • George Mason W 92-89
 J16 • James Madison L 72-90
 J20 • at Richmond L 53-54
 J23 • UNC Wilmington W 67-63
 J25 #15 Virginia (ot) L 84-93
 J27 • at East Carolina W 81-65
 J30 • Old Dominion L 80-81
 F1 at Virginia Tech L 66-70
 F3 • at VMI W 77-67
 F6 • American L 77-82
 F10 • at George Mason W 82-78
 F13 • at James Madison L 66-99
 F20 • at UNC Wilmington W 103-185
 F22 • Richmond W 66-63
 F24 • East Carolina L 53-74
 F27 • at Old Dominion L 80-90
 M6 American² L 72-78
1-Lobo Invitational, Albuquerque, NM (The Pit); 2-CAA Tournament, Richmond, VA (Richmond Coliseum)

1993-94
RECORD: 4-23
CAA: 2-12, 8TH PLACE
 N29 Loyola L 84-97
 D1 at #12 Virginia L 71-84
 D4 at The Citadel L 73-78
 D21 UNC Greensboro L 82-93
 D27 vs. Samford¹ L 67-78
 D28 vs. New Hampshire¹ W 88-75
 J3 Navy L 62-68
 J5 at Holy Cross L 74-80
 J10 at Campbell² L 50-71
 J12 • at James Madison L 75-89
 J15 • UNC Wilmington L 57-61
 J17 • at Richmond L 63-85
 J19 • East Carolina W 86-82
 J22 Virginia Tech L 79-95
 J24 • at American L 84-89
 J26 • George Mason L 76-83
 J30 at Loyola L 81-94
 F2 • at Old Dominion L 72-105
 F5 • Richmond L 73-105
 F7 • James Madison L 85-89
 F9 VMI W 79-68
 F12 • at UNC Wilmington W 77-70
 F14 • at East Carolina L 63-80
 F19 • American L 57-65
 F23 • at George Mason L 78-85
 F26 • Old Dominion L 70-94
 M5 Old Dominion³ L 58-83
1-Shootout Spokane, Spokane, WA (Martin Centre); 2-Fayetteville, NC (Cumberland County Civic Center); 3-CAA Tournament, Richmond, VA (Richmond Coliseum)

1994-95
RECORD: 8-19
CAA: 6-8, 6TH PLACE
 N26 at Loyola L 76-79
 N29 The Citadel L 64-66
 D1 at UNC Greensboro L 71-84
 D3 • at Virginia Tech L 53-77
 D20 at New Orleans¹ L 61-72
 D21 vs. Bradley¹ L 68-79
 J3 at Navy L 70-86
 J7 Siena W 72-52
 J9 • East Carolina W 80-73
 J11 at NC State L 64-80
 J14 • at American W 70-69
 J18 • at George Mason W 85-82
 J21 • Old Dominion L 73-83
 J24 • at Richmond W 75-71
 J26 at VMI W 95-86
 J28 • at James Madison L 62-73
 F1 • UNC Wilmington L 47-66
 F4 • Richmond L 64-66

F8 • James Madison L 67-73
 F11 UNLV L 74-83
 F15 • American W 86-82
 F18 • at East Carolina L 53-85
 F20 • at UNC Wilmington L 57-64
 F22 Holy Cross L 87-92
 F25 • at Old Dominion L 55-60
 F27 • George Mason W 116-94
 M4 vs. James Madison² L 50-73
1-UNO Classic, New Orleans, LA; 2-CAA Tournament, Richmond, VA (Richmond Coliseum)

1995-96
RECORD: 10-16
CAA: 6-10, 6TH PLACE (TIE)
 N25 Loyola L 72-76
 N27 at #15 Virginia L 58-87
 N29 Marymount W 100-67
 D2 #22 Virginia Tech L 66-71
 D20 Hampton L 76-84
 D29 at Toledo¹ L 72-76
 D30 vs. Air Force¹ W 64-60
 J4 • VCU L 47-70
 J6 • at James Madison W 96-71
 J10 • at Richmond L 79-78
 J13 • American L 80-91
 J15 Navy W 69-48
 J17 VMI W 90-49
 J20 • at UNC Wilmington L 54-67
 J24 • at George Mason L 92-95
 J27 • Old Dominion L 82-86
 J29 • East Carolina L 65-71
 J31 • James Madison W 68-51
 F3 • Richmond W 81-64
 F7 • at VCU L 68-83
 F10 • at American L 66-100
 F14 • at East Carolina L 78-88
 F17 • UNC Wilmington W 63-46
 F21 • at Old Dominion L 86-91
 F26 • George Mason W 96-92
 M2 vs. UNC Wilmington² L 55-63
1-MVP Classic, Toledo, OH; 2-CAA Tournament, Richmond, VA (Richmond Coliseum)

1996-97
RECORD: 12-16
CAA: 8-8, 5TH PLACE (TIE)
 N23 UNC Greensboro W 69-57
 N25 at Hampton W 67-63
 N27 at Stetson L 68-73
 N30 The Citadel L 71-78
 D2 Catholic W 78-59
 D4 #25 Virginia L 64-75
 D22 at Arizona State¹ L 57-74
 D28 vs. AL-Birmingham¹ L 55-57
 J2 • at East Carolina L 58-77
 J4 • James Madison W 64-61
 J9 at Virginia Tech L 46-71
 J11 • at Richmond L 72-82
 J13 at Navy L 63-74
 J16 • UNC Wilmington L 53-56
 J20 • VCU W 69-61
 J22 • at Old Dominion W 61-55
 J25 • at George Mason L 67-70
 J29 • at UNC Wilmington L 63-65
 F1 • at VA Comm. L 50-77
 F5 • Old Dominion W 80-52
 F8 • Richmond W 57-50
 F10 • American W 64-55
 F15 • George Mason W 89-85
 F19 • at James Madison W 82-74
 F22 • at American L 67-85
 F24 • East Carolina L 58-59
 F28 at VA Comm.² W 77-63
 M1 vs. Old Dominion² L 62-70
1-ASU/Tribune Classic, Tempe, AZ (Wells Fargo Arena); 2-CAA Tournament, Richmond, VA (Richmond Coliseum)

1997-98
RECORD: 20-7
CAA: 13-3, 1ST PLACE (TIE)
 N15 Stetson W 72-51
 N19 at Virginia L 45-59
 N26 Virginia Tech L 64-66
 N29 at UNC Greensboro W 68-55
 D1 Hampton W 69-54
 D3 at Furman W 80-57
 D28 at Wichita State¹ (ot) L 74-76
 D29 vs. Texas Southern¹ W 83-76
 J3 • VCU W 67-53
 J7 • American W 69-56
 J10 • at East Carolina W 72-63
 J12 Navy W 83-68
 J14 • at James Madison W 89-60
 J17 Centenary W 78-48
 J19 • at Richmond L 59-70
 J21 • George Mason W 84-66
 J24 • Old Dominion W 69-53
 J28 • at UNC Wilmington L 56-58
 J31 • at American L 56-61
 F3 • at Old Dominion W 68-58
 F7 • Richmond W 73-70
 F11 • James Madison W 53-52
 F14 • UNC Wilmington W 64-51
 F16 • at George Mason (ot) W 81-80
 F18 • East Carolina W 74-69
 F23 • at VA Comm. W 72-67
 F27 vs. American² L 66-71
1-Cessna Classic, Wichita, KS; 2-CAA Tournament, Richmond, VA (Richmond Coliseum)

1998-99
RECORD: 8-19
CAA: 3-13, 8TH PLACE
 N14 at Virginia Tech L 50-59
 N17 Furman L 67-79
 N21 Albright W 78-49
 N24 at Wake Forest L 57-75
 N28 at Hampton W 83-62
 N30 at UNC Greensboro W 69-55
 D2 at The Citadel (ot) L 59-62
 D5 • Richmond W 56-55
 D21 vs. Santa Clara¹ L 58-70
 D22 vs. Elon¹ W 101-69
 D28 UNC Greensboro W 79-74
 J2 • at George Mason L 67-78
 J7 • UNC Wilmington L 64-72
 J13 • at American L 64-75
 J16 • East Carolina W 69-66
 J20 • at James Madison L 59-75
 J23 • Old Dominion L 50-65
 J25 • at VA Comm. L 69-88
 J27 • American L 65-68
 J30 • at East Carolina L 56-61
 F3 • at UNC Wilmington L 48-56
 F6 • VCU L 67-83
 F10 • George Mason L 70-82
 F13 • at Old Dominion L 48-70
 F17 • James Madison W 67-61
 F20 • at Richmond L 65-82
 F25 vs. American² L 61-67
1-Stanford Invitational, Stanford, CA; 2-CAA Tournament, Richmond, VA (Richmond Coliseum)

1999-00
RECORD: 11-17
CAA: 6-10, 6TH PLACE (TIE)
 N20 Washington College W 92-39
 N22 Virginia Tech L 57-59
 N26 at Hawaii¹ L 63-89
 N28 vs. Oral Roberts¹ (ot) W 82-76
 D1 at UNC Wilmington L 66-76
 D4 Hampton W 67-65
 D20 Wofford W 80-65
 D22 Campbell W 89-70
 D29 at Vanderbilt L 60-81
 J2 at #9 Duke L 55-96
 J5 • George Mason (ot) W 85-82



'08-09 TRIBE BASKETBALL

J8 • at East Carolina L 62-83
 J10 at Winthrop L 64-71
 J12 • at VA Comm. W 73-65
 J15 • at Richmond L 64-77
 J19 • James Madison L 71-76
 J22 • Old Dominion L 60-74
 J29 • at George Mason L 61-73
 J31 at Navy L 72-80
 J5 • VCU W 85-56
 F7 • at American L 62-77
 F9 • East Carolina W 65-55
 F12 • at Old Dominion L 62-71
 F17 • at James Madison L 64-70
 F19 • Richmond L 60-71
 F23 • UNC Wilmington W 58-53
 F26 • American W 70-60
 M3 vs. James Madison² L 73-84
1-United Airlines Tip-Off Tournament, Honolulu, HI (Stan Sherriff Center); 2-CAA Tournament, Richmond, VA (Richmond Coliseum)

2000-01

RECORD: 11-17

CAA: 7-9, 5TH PLACE (TIE)

N17 High Point W 87-62
 N20 at Virginia Tech W 48-46
 N25 Winthrop L 54-65
 N29 at Wofford L 63-67
 D2 The Citadel W 65-62
 D6 • UNC Wilmington W 74-54
 D9 • at American L 50-54
 D22 Navy L 69-85
 D29 at New Mexico¹ L 60-68
 D30 vs. Davidson¹ L 70-75
 J3 • at East Carolina L 64-82
 J6 at Fordham L 58-70
 J10 • at Old Dominion L 54-74
 J13 • VCU W 65-63
 J15 at Hampton L 63-71
 J17 • George Mason L 64-73
 J20 • at Richmond W 60-57
 J24 • James Madison W 71-58
 J27 • at UNC Wilmington L 50-63
 J31 • American W 51-42
 F3 • Richmond L 49-57
 F8 • at VCU L 59-70
 F10 • at George Mason L 62-84
 F12 • at Campbell W 64-61
 F17 • Old Dominion W 72-62
 F21 • at James Madison L 56-67
 F24 • East Carolina W 63-60
 M3 vs. Old Dominion² (ot) L 47-53
1-Lobo Invitational, Albuquerque, NM (The Pit); 2-CAA Tournament, Richmond, VA (Richmond Coliseum)

2001-02

RECORD: 10-19

CAA: 7-11, 6TH PLACE (TIE)

N16 at Texas Tech¹ L 55-75
 N17 vs. Northern Iowa¹ L 55-76
 N20 at High Point L 57-63
 N24 at Char. Southern W 71-60
 N26 at The Citadel L 62-67
 N28 Washington & Lee W 70-55
 N30 at Purdue² L 58-75
 D2 vs. Akron² W 74-62
 D27 at #6 Maryland L 75-103
 J3 • at George Mason W 71-80
 J5 • Delaware W 59-53
 J7 • Drexel L 56-58
 J12 • VCU W 92-81
 J16 • UNC Wilmington L 56-58
 J19 • at Hofstra L 59-68
 J23 • James Madison W 77-59
 J26 • at Old Dominion L 52-68
 J30 • at Drexel L 61-78
 F2 • Towson W 62-45
 F4 • at James Madison W 63-58
 F6 Hampton L 59-64

F9 • at Towson L 58-61
 F13 • at UNC Wilmington L 58-66
 F16 • Hofstra W 61-57
 F18 • George Mason W 54-51
 F20 • at Delaware L 72-82
 F23 • Old Dominion L 53-81
 F25 • at VA Comm. L 60-68
 M1 vs. James Madison³ L 67-78
1-Red Raider Classic, Lubbock, TX (United Spirit Arena); 2-Boilermaker Invitational, West Lafayette, IN (Mackey Arena); 3-CAA Tournament, Richmond, VA (Richmond Coliseum)

2002-03

RECORD: 12-16

CAA: 7-11, 8TH PLACE

N22 Fordham L 76-79
 N24 Radford L 63-64
 N26 at Liberty L 61-62
 N30 at East Carolina L 51-66
 D7 Virginia Tech W 60-52
 D22 Morgan State W 73-66
 D30 at Campbell W 82-80
 J2 Charleston Southern W 72-66
 J4 • Towson W 74-55
 J8 • Delaware L 72-74
 J11 • at Old Dominion L 64-76
 J15 • at Drexel L 51-67
 J18 • VCU (2ot) W 88-83
 J22 • Hofstra L 51-66
 J25 • at George Mason L 58-67
 J29 • at James Madison W 61-59
 F1 • at Delaware L 57-91
 F3 at Hampton W 64-62
 F5 • Old Dominion W 69-53
 F8 • at Hofstra W 79-69
 F12 • at Towson W 59-52
 F15 • George Mason L 43-60
 F19 • at VA Comm. L 73-93
 F22 • Drexel L 62-78
 F24 • UNC Wilmington L 48-72
 M1 • James Madison W 75-72
 M3 • at UNC Wilmington L 49-60
 M7 vs. Hofstra¹ L 64-74
1-CAA Tournament, Richmond, VA (Richmond Coliseum)

2003-04

RECORD: 7-21

CAA: 4-14, 8TH PLACE (TIE)

N23 Liberty W 91-64
 N24 at Radford L 86-89
 N28 vs. St. Francis (NY)¹ W 80-60
 N29 at George Washington¹ L 57-73
 D4 • UNC Wilmington (ot) W 67-66
 D6 • at VCU L 60-71
 D19 Hampton L 72-79
 D23 at Virginia Tech L 54-80
 D30 Campbell W 82-67
 J3 at #15 Pittsburgh L 55-70
 J5 at Virginia L 71-84
 J7 • at UNC Wilmington L 59-67
 J10 • George Mason L 71-84
 J14 • at Towson L 67-73
 J17 • Drexel L 76-80
 J21 • at Delaware (ot) L 82-93
 J24 • at Hofstra L 71-98
 J26 • Old Dominion W 86-77
 J28 • at James Madison W 99-86
 J31 • at George Mason L 62-78
 F4 • James Madison L 76-83
 F7 • at Drexel L 72-83
 F11 • Delaware L 68-73
 F14 • Hofstra L 69-78
 F18 • Towson W 74-68
 F25 • at Old Dominion L 76-79
 F28 • VCU L 59-74
 M5 Towson² L 65-70
1-Red Auerbach Colonial Classic, Washington, DC (Smith Center); 2-CAA Tournament, Richmond,

VA (Richmond Coliseum)

2004-05

RECORD: 8-21

CAA: 3-15, 8TH PLACE (TIE)

N19 Hartford¹ W 84-71
 N20 Radford¹ W 81-76
 N23 at Campbell L 62-75
 N28 Virginia Tech L 63-80
 D1 Longwood W 90-60
 D4 • at Old Dominion L 56-69
 D20 at UNC Greensboro L 62-84
 D22 at #8 Kentucky L 47-92
 D30 Hampton W 60-51
 J2 at #4 North Carolina L 66-105
 J5 • Hofstra L 59-71
 J8 • Delaware L 59-69
 J12 • at James Madison L 47-55
 J15 • at Drexel L 65-91
 J19 • UNC Wilmington L 49-54
 J22 • VCU (ot) L 77-79
 J26 • Towson W 83-65
 J29 • at George Mason L 62-95
 J31 • at Hofstra L 51-72
 F2 • Drexel L 48-60
 F5 • at Delaware L 47-76
 F9 • at UNC Wilmington L 72-80
 F12 • George Mason (2ot) L 99-104
 F16 • James Madison W 80-54
 F19 • Old Dominion L 66-82
 F23 • at VCU L 69-91
 F26 • at Towson W 57-50
 M4 vs. James Madison² W 68-54
 M5 vs. Old Dominion² L 51-64
1-W&M Tip-Off Classic, Williamsburg, VA (W&M Hall); 2-CAA Tournament, Richmond, VA (Richmond Coliseum)

2005-06

RECORD: 8-20

CAA: 3-15, 10TH PLACE (TIE)

N18 Maine¹ W 89-55
 N19 Holy Cross¹ L 55-67
 N22 at Hampton W 70-60
 N26 Campbell W 93-79
 N28 at Longwood W 88-75
 N30 • UNC Wilmington L 66-75
 D3 • at Towson L 45-76
 D17 at UMBC L 60-64
 D21 UNC Greensboro W 83-73
 D27 at Virginia Tech L 64-74
 D31 at Richmond L 50-52
 J5 • Drexel L 46-57
 J7 • at UNC Wilmington L 56-63
 J12 • George Mason L 46-65
 J14 • at Georgia State L 70-79
 J19 • at VCU L 60-69
 J21 • Old Dominion L 56-65
 J26 • at George Mason L 58-81
 J28 • James Madison W 86-68
 F2 • at Northeastern L 69-84
 F4 • Georgia State W 90-73
 F9 • at Old Dominion L 60-81
 F11 • at James Madison W 72-70
 F15 • Delaware (ot) L 52-57
 F20 • Hofstra L 57-82
 F23 • at Drexel L 56-61
 F25 • VCU L 59-77
 M3 vs. VCU² L 59-62
1-W&M Tip-Off Classic, Williamsburg, VA (W&M Hall); 2-CAA Tournament, Richmond, VA (Richmond Coliseum)

2006-07

RECORD: 15-15

CAA: 8-10, 7TH PLACE (TIE)

N11 at Kansas State L 60-70
 N20 Wagner W 77-53
 N25 at Holy Cross L 57-66
 N28 at Navy L 63-79
 D1 Jacksonville State¹ W 59-56
 D2 Cornell¹ (ot) W 73-68
 D5 • Towson * L 60-73
 D8 North Florida W 61-44
 D22 UMBC W 70-58
 D28 Hampton W 72-67
 D31 Richmond W 61-53
 J3 • at George Mason W 67-63
 J6 • Northeastern W 60-57
 J8 • at Georgia State W 57-43
 J10 • VCU W 77-88
 J13 • at Delaware L 62-77
 J16 • George Mason L 63-76
 J20 • at Hofstra L 69-77
 J24 • at Old Dominion L 44-59
 J27 • Georgia State W 81-65
 J29 • at VCU L 68-90
 J31 • James Madison W 65-62
 F3 • UNC Wilmington L 61-67
 F7 • at James Madison W 71-56
 F10 • at UNC Wilmington W 61-55
 F14 • Drexel W 60-47
 F17 at Fairfield² L 45-61
 F21 • at Drexel L 57-64
 F24 • Old Dominion L 57-62
 M2 vs. Georgia State³ L 68-70
1-W&M Tip-Off Classic, Williamsburg, VA (W&M Hall); 2 - O'Reilly ESPNU BracketBusters; 3 - CAA Tournament, Richmond, VA (Richmond Coliseum)

2007-08

CAA FINALISTS

RECORD: 17-16

CAA: 10-8, 5TH PLACE

N10 at #5 Georgetown L 53-68
 N15 at #21 N.C. State L 47-66
 N20 at Wagner L 81-88
 N25 Houston Baptist W 79-70
 N28 at Richmond L 55-58
 D5 • at VCU L 57-71
 D7 at North Florida W 68-45
 D20 VMI L 72-83
 D22 Montreat W 87-52
 D29 at Hampton L 63-70
 D31 Fairfield W 71-50
 J2 • Delaware L 51-58
 J5 • at Old Dominion W 70-61
 J9 • James Madison W 69-66
 J12 • at Georgia State W 60-58
 J16 • Northeastern W 55-53
 J19 • Towson W 61-51
 J23 • at Drexel (OT) W 73-72
 J26 • Old Dominion L 59-72
 J30 • at James Madison W 70-67
 F2 • UNCW W 70-66
 F6 • Hofstra W 74-62
 F9 • at Northeastern L 42-51
 F13 • at UNCW L 64-77
 F16 • at Towson L 52-64
 F20 • Drexel W 57-50
 F23 Loyola (Chicago)¹ L 66-71
 F27 • at George Mason L 54-60
 M1 • VCU L 43-54
 M7 vs. Georgia State² W 58-57
 M8 vs. Old Dominion² W 63-60
 M9 vs. VCU² W 56-54
 M10 vs. George Mason² L 59-68
1 - O'Reilly ESPNU BracketBusters; 2 - CAA Tournament, Richmond, VA (Richmond Coliseum)

THE COLLEGE OF WILLIAM AND MARY

'08-09 TRIBE BASKETBALL

-A-
 Addington, Ray 1913
 Agee, Joe 1951-52
 Akers, Jim 1949-50
 Allen, Fred 1950-52
 Allesso 1957
 Anderson, Bob 1964
 Anderson, Ray 1969-71
 Andrews, Thomas 1939-41
 Andrews, Virgil 1939-41
 Andrialis, Robert 1963-65
 Appell, Al 1945
 Apple, Jim 1988-91
 Arbogast, Jack 1975-78
 Arizin, Mike 1973-74
 Arnold, Shaka 1994-97

-B-
 Baker, Calvin 2006
 Baltimore, Charlie 1936-38
 Barnes, Billy 1979-82
 Barnett, Marcus 2007
 Batzel, Mark 1985-88
 Becouvarakis, Andy 1954
 Becouvarakis, George 1954
 Becouvarakis, John 1953
 Bellamy, Jim 1947
 Benjamin, Bob 1948-51
 Bergcy, Roger 1961-63
 Berry, Dave 1953
 Bertschey, S.L. 1914-15
 Blackwell, Barry 1972
 Blaker, Hutsy 1934-36
 Blanc, Henry 1946
 Bland, Gary 1981-84
 Blenner, Bob 1973
 Blocker, Ben 1989-92
 Blount, Dave 1973-75
 Bock, Tom 1986-89
 Boddy, Mark 1984-87
 Bond, David 1984
 Boisseau, Sanford 1970
 Bollerman, Howie 1952, 54-55
 Bond, David 1984-87
 Bottoms, Dave 1958-60
 Bowen, Kenny 1979-82
 Bowles, Roswell 1917
 Bowman, Bill 1954
 Boyd, Bobby 1978-79
 Boyd, Jay 1988-89
 Bracken, Mike 1983-86
 Bracy, Randy 1996-99
 Brasseur, Paul 1925
 Brause 1944
 Brenner, Leo 1943
 Broadus, Charlie 1950
 Brodzinski, Barry 1974
 Brooks, Julian 1919-20
 Brooks, Matt 1982-85
 Brooks, Syd 1940-41
 Brown, Brian 1997-98, 00-01
 Brown, Doug 1969
 Brown, Kori 1999-01
 Bunch, George 1936-38
 Bunting, Jere 1946, 48-50
 Burke, Hampden 1933, 35

Burlage, Gerry 1973
 Burzell, Greg 1986-89
 Butler 1945
 Butler, Dave 1982
 Butler, Everett 1929
 Butler, Jim 1950-51
 Butts 1929
 Byrd, Gary 1973-75

-C-
 Campbell, Lang 2001
 Campbell, Ross 1945
 Carbaugh, Cody 1999-02
 Carol, Arthur 1940
 Carr, James 1915
 Carrabine, Kyle 2005-08
 Carter, Charles 1955
 Casagrande, Fred 1934-36
 Cauthorn, Todd 1990-93
 Chambers, Bill 1951-53
 Chandler, Joe 1922
 Chess, Bud 1970
 Cholko, Al 1940
 Christensen, John 1971
 Ciacco, Chris 1991
 Cieplicki, Keith 1982-85
 Clark, Dave 1946
 Clark, Willie 1951-52
 Close, William 1920
 Cofer, C.V. 1924
 Cofield, Corey 2004-07
 Cohen, Jeff 1958-61
 Connor, Brendan 1990-93
 Connor, Tom 1963
 Conte, Mike 1953
 Cooke, Alvah 1921-23
 Cooper, Rich 1980-83
 Cope, Zeb 2001-04
 Copeland, Richard 1917
 Copley, Rocky 1976-78
 Corley, Bill 1962-64
 Cornell, Chick 1952, 54
 Cornell, Harry 1956-58
 Corns, Henry 1960-62
 Cottrell, Charles 1941
 Coughter, Peter 1999-00
 Courage, Guy 1978-81
 Courage, Matt 1973-75, 77
 Coval, Scott 1983-86
 Cowley, Paul 1961-63
 Cox, David 1992-95
 Coyle, Jim 1964
 Crigler, J.D. 1917
 Crist, Tommy 1934-36
 Cully, David 1993-96


-D-
 Dail, Bob 1984-86
 Dakin, Dave 1975
 Dallet, Dan 1947
 D'Antoni, Nick 2002-05
 Darden, Frank 1929
Darnell, Chris 2006-08
 Darrow, Bill 1958-59
 Daugherty, Dave 1967-69
 Davis, Bill 1999-02

Davis, Meb 1925-28
 Dean, Jeremy 1993-94, 96-97
 Deery 1931
 Derringe, Ed 1967-68
 Dickerson, Dan 1961, 63-64
 Dixon, Willis 1944
 Dodge, Steve 1969-71
 Dovell, Guy 1908
 Downing, Jack 1967-69
 Dozier, John 1937
 Drake, Lennie 1952-53
 Driver, James 1906-07, 09-10
 Dudley, Ray 1938
 Duff, Sean 1991-94
 Duggins, Adam 2000-03
 Dunbar, Errol 1929
 Duncan, Doug 1971
 Dunlap 1944
 DuPriest, Bill 1964
 Dutton, Adam 2005
 Dux, Chris 1992
 Dwyer, Mike 1980

-E-
 Ellis, Tyler 1906-07
 Elmore, Ralph 1934-36
 Emory, Andrew 1988-91
 Engelken, Don 1953, 57-58
 Enoch, Mike 1975-78
 Eskay, Bob 1964-65

-F-
 Farrandini, Ralph 1928
 Farrington, Tom 1957-60
 Farthing, Ernest 1911
 Fentress, Herb 1919
 Findley 1935
 Finney, Hiram 1994
 Finton, Tom 1968
 Fiscella, Dave 1959-60
 Fisher, Jerry 1970-72
 Fitzgibbons, Bobby 1996-97
 Fitzgibbons, Terry 1995-97
 Fletcher, Greg 1971
 Flickenger, Joe 1934-36
 Forrest, Dick 1950-52
 Fowler, Vance 1938-39
 Franklin, Preacher 1933-35
 Franko, Pat 1986-87
 Freeman, Jackie 1942-43
 Furlong, Paul 1956


-G-
 Galliant, Milt 1932-33
 Garth, Fendal 1908-09
 Gayle, Dick 1914-16
 Geddes, Jack 1938
 Geddy, Thomas 1910-12
 Geddy, Vernon 1915-17
 Getzoff, Ben 1911
 Gewirtzman, Neil 1969-71
 Giermak, Bill 1971-72
 Giermak, Chet 1947-50
 Goldstein, Bernie 1956-58
 Gondak, Charles 1939-41
 Gooding, Kirk 1961-63



MARK BATZEL
1985-88




NICK D'ANTONI
2002-05




BOBBY FITZGIBBONS
1996-97



'08-09 TRIBE BASKETBALL



TOM JASPER
1970-71



TERENCE JENNINGS
1995-98



JIM McDONOUGH
1974-77

Goodwin, Edward 1909-10
Gornito, H.C. 1924
Goslee, Alpheus 1917
Grabuloff, David 1996-98
Gravelly, Howard 1937-38
Green, Johnny 1947-48
Griffin, Cecil 1943
Groothuis, Mark 1960
Guidice 1945

-H-

Hall, Chris 1994-95, 97
Hall, Joe 1910-12
Hall, John 1907-08
Hall, Richard 1937
Halligan, Happy 1932-33
Hamlin, A.J. 1997
Hanna, Bud 1934
Hardy, Roger 1962
Harmon, Jermaine 1996-99
Harper, Alex 1954-55
Harper, Wayne 1936-38
Harrington, Billy 1976-79
Harris, Bob 1961-63
Harris, Herb 1981-82, 84-85
Harris, Jerry 1951-53
Harwood, W.S. 1921-22, 24
Hatcher, James 1922
Haunty, James 1998-00
Hedrick 1913
Hemmelgarn, Jerry 1968
Henderson, Aurelius 1988
Henley, John 1919-20
Hess, Adam 2002-04
Hess, Steven 2007-08
Hewitt, Robert 1945
Hickey, Jim 1940, 42
Hicks, Horace 1922-24
Hilling, Harry 1948, 50
Hobbs, Bruce 1958
Hoitsma, Bob 1952, 56-57
Holle, Ed 1944
Holley, Bob 1946-49
Holt 1946
Holtzmuller, Dave 2004
Hooker, Lester 1941-43
Hord, Jack 1950
Horne, Christopher 1995-96
Houston, Jarad 1998-99
Howard, Jim 1965
Howell, Brett 2003
Hubbard, Sam 1912-13
Hudson, Ed 1919-20
Hughes, Alton 1909
Hughes, Houston 1909
Hume, Joe 1952-53, 55
Hume, John 1960-62
Hungerford, Dick 1947-48
Hunter, Dave 1962-64
Hutt, Brian 2004-06

-J-

Jackette, Justin 1999
Jancaitis, Tom 1969
Jasper, Tom 1970-71
Jenkins, Jack 2003-04
Jennings, Terence 1995-98

Jensen, Christopher 1991, 94
Jernigan, Brian 1989-90
Johnson, Mike 1966-68
Johnson, Mike 2000-02
Jones, Howard 1913-16
Jones, Jim 1958
Jones, John 1921
Jorgenson, Johnny 1947
Joyner, Alex 1920
Joynes 1945

-K-

Kahn, Owen 1925-26
Kamen, Stan 1938-39
Kaplan, Jim 1955-57
Kennedy, Milton 1962
Kent, Harry 1968-70
Kent, Oliver 1927-28
Kern, Bill 1953-54
Kersey, Al 1951
Keyes, Mike 1965
King, Daniel 1958
King, Hal 1941-43
King, Paul 1969-70
Kinley, Paul 1983
Kinnamon, Woody 1946-47
Kisielius, Laimis 2005-08
Kitts, Marcus 2008
Klapp, Herb 1955
Klein, Alex 1998-01
Knick, Walt 1955
Knight, Monty 1953-54
Knox, Glenn 1941-43, 45
Kratzer, John 1975-78
Kremen, Max 1933-34

-L-

Ladd, Dave 1958
Lamb, Tom 1982-84
Lambiotte, Ken 1986-87
Lammersen, Grant 1995-97
Lanc, James 1915
Lange, Roy 1956-59
Larisch, Doug 1979
Lascara, Anthony 1941-42
Lasky, Harvey 1954-56
Lazarescu, Vali 2008
Lazarus, Rhea 1951-52
Lee, Jonathan 2002
Lembeck, Jack 1932-34
Leone, John 1988-91
Levy, Lionel 1922
Lewis, Peery 1949-51
Lex, Buddy 1948
Light, Harry 1928-30
Litwin, Lester 1932-33
Loehrke, Nate 2003-06
Long 1909
Lowenhaupt, John 1975-78
Lucas, Bill 1947
Lusardi, Vincent 1938
Lynn, Wallace 1931-33
Lyons, John 1920

-M-

Mackey, Morgan 1939-41
Mackiewicz, Chet 1945-46
MacLeod, Norman 1934
Maddox, Arthur 1916-17
Maddox, Milton 1951
Madzgiak, Stan 1945-46
Mahoney, John 1952-55
Mann, Gregory 1944-45
Mann, Nathan 2005-08
Manning, Frank 1933-35
Manning, Mike 1988
Marden, William 1933
Markham, Reid 2001-05
Markos, Pete 1951-53
Marriner, Harvey 1943
Marsden, Henry 1906-07
Marshall, John 1925-26
Martin, Bill 1944
Matsu, Arthur 1924-25
Mathews, Robert 1940-41
Mathews, Troy 1989
McCallen, Howie 1951-53
McCandlish, Edgar 1908
McClellan, Jason 1944
McCray, Bill 1956-58
McCurry, Idus 1953-54
McDonough, Jim 1974-77
McFarlane, Neil 1983-84
McLennan, Scott 1968-69
McMenniman, Lester 1930
McMillan, Ed 1948-51
McNair, Gil 1957
McRay, Bill 1957-58
Melton, George 1977-79
Metcalf, John 1924-25
Metcalf, Wayne 1910-13
Metcalf, Will 1913
Metheny, Bud 1936-38
Meyers, Howard 1911
Miller, Al 1957-58
Miller, Howie 1960-61
Miller, Hugh 1962, 64
Milmoe, Patrick 1957
Mitchell, Frank 1912
Mitchell, Randy 1965-67
Moats, Dale 1979-82
Mokris, Taylor 2003-06
Monckton, Dan 1975-78
Montgomery, Sam 1911
Mooney, Milt 1972
Moran, Jim 1998-01
Morris, Martin 1963-65
Morrow, Charlie 1955
Morton, Doug 1962
Moss, Herbie 1970, 72
Mountain, Marty 1953-54, 56
Mozelski, Frank 1930-32
Mozelski, Mitchell 1928-31
Murry, Deane 1917
Musselman, Rod 1973-76
Myers, Doug 1975-76, 79

THE COLLEGE OF WILLIAM AND MARY

'08-'09 TRIBE BASKETBALL

-N-
 Newman, Tom 1924-25
 Niles, Tom 1965
 Nourse, Walter 1913

-O-
 O'Gorman, Ted 1977-79
 Och, Joe 1944
 Ofori Attah, Edwin 2005
 Olive, Ben 1995
 Oliver, Larry 1936-39
 Ollice, Lew 1965-66
 O'Reilly, Matt 1987-90
 Osbon, Jim 1957-60
 Ouseley, Bill 1955-57
 Ozenburger, Bill 1948-50

-P-
 Paffrath, Larry 1964-66
 Palese, Bill 1932
 Panneton, Ron 1966-68
 Panzenback, Bob 1973-74
 Parker, Carl 1993-96
 Parker, Joe 1944
 Parnell, Skip 1975-78
 Patton, Bill 1953-54
 Payne, Jack 1950
 Payton, Adam 2006-07
 Payton, Charles 1992
 Pegram, Bill 1944-46
 Person, Bill 1955-56
 Peters, Derrick 1990-93
 Peters, Stephan 1922
 Pflingst, Tom 1973-74
 Phillips, Bill 1998
 Pierce, Chester 1919-22
 Pierce, Edwin 1920-23
 Pires, John 1953, 55-56
 Pomeroy, Ben 1965-67
 Poppellwell, Dave 1964-65
 Potts, Casey 1988-91
 Potts, Harold 1936
 Powell, Vernon 1910
 Pride, Curtis 1987-90
 Purpura, Steve 1992-95

-R-
 Ragazzo, Vito 1945
 Rama, Jim 1966-68
 Ramsey, Ron 1960
 Rash, Steve 1971
 Reed, James 1931-33
 Reichert, Doug 1974
 Renfro, John 1950
 Richardson, Kevin 1982-85
 Risinger, Mark 1976-79
 Ritter, Mark 1972-74
 Rivers, Sherman 2000-03
 Roberts, Kenny 1960-62
 Roberts, Thomas 1990-93
 Robertson, Issac 1915-17
 Robinson, Sherman 1948-49
 Rocke, Alex 1985-86
 Rodney 1945
 Rothwell, Stuart 1915
 Roy, Jim 1962-64
 Rutledge, Warren 1952-55

-S-
 Salvadori, Chris 1987-88
 Salyers, Sal 1946

Sanders, Charlie 1957-60
 Sandidge, Phil 1965
 Satterthwaite, Ron 1974-77
 Sauerbaun, John 1928-31
 Savage, Dick 1952-53, 56
 Savage, Mike 1986
 Scarborough, Jack 1908
 Schefer, Ed 1955
 Scheie, Leif 1913
 Schemering, Mike 1970
 Schlossberg, Nathan 1907-09
Schneider, David 2007-08
 Schubert, Axel 1986-87
 Scott, Charles 1929
 Scott, Scotty 1997, 99-00
 Scully, Jack 1929-30
 Seay, Terry 1972
 Seward, Steve 1971-73
 Sexton, John 2008
 Sexton, Vincent 1923-25
 Shafer, Michael 1991, 93-94
 Shaffer, Lawrence 1930-32
 Sherman, Wray 1949
 Sherrill, Jud 1936
 Sherwood, Bob 1968, 70
 Siegert, Steve 1948-50
 Silverman, Abe 1928-30
Nils-Paul Skara 2008
 Small, Kurt 1992-95
 Small, Raymond 1906-07
 Smidl, Bob 1943
Smith, Alex 2006-07
 Smith, Arthur 1906
 Smith, Hawley 2005-06
 Smith, Scott 1989-92
 Snyder, Isador 1927
 Sokol, Charlie 1947-49
 Sorenson, Steve 2002-04
 Spack, George 1971-73
 Steen, Sam 1996-98
 Steib, Bart 1965, 67
Stein, Peter 2006-08
 Stephens, Eugene 1917
 Stone, Webster 1915
 Stout, David 1968-70
 Stovall, David 1971
 Stratton, Chris 2005-08
 Strayhorn, Mike 1980-83
 Streckroth, Bob 1943
 Strohbahn, Tom 1999-02
 Strong, Kim 1971
 Stryker, Henry 1916
 Stubbs, Tam 1953-54
 Sudkamp, Don 1946
 Sullivan, Charles 1942
Sumner, Danny 2007-08
 Sundin, Corky 1930-32
 Supplec, Jim 1969
 Swindell 1944
 Sykes, Bin 1930-32

-T-
 Tabscott, Robert 1956
 Taffe, John 1939-41
 Taylor, Billy 1966-68
 Taylor, Greg 1987-89
 Taylor, Horace 1927-28
 Teach, Charlie 1947-48
 Teckler, 1931
 Tinker, Dave 1972
 Todd, John 1922-25


Todd, Lee 1924-27
 Trammell, Jeff 1971-73
 Traver, Tony 1981, 83-85
 Trimble, Scott 1984-87
 Trout, Tim 1985-88
 Truheart, John 1935
 Trumbower, Adam 2004-07
 Tucker, Rudy 1973
 Turk, Bill 1944
 Turner, Bud 1980
 Turner, Henry 1912-14
 Tyler, Ken 1986-87

-V-
 Vail, Dennis 1974-76
 Van Horne, Harry 1913
 Vandeweghe, Al 1942-43
 Varga, Ray 1956-57, 59
 Vaughan, Dick 1946
 Vaughn, Bev 1958-61
 Veres, Rich 1980-81
 Verkey, Matt 1993-96
 Vighianco, Thomas 2002-03


-W-
 Wagner, Tim 1978-81
 Wakefield, Eric 1989-92
 Walker, Dave 1966-67
 Wallace, 1915-16
 Wallick, Clair 1926-27
 Walter, Tim 1964-66
 Ward, Jim 1942-43
 Warns, Jim 1970-72
 Watkins, Sam 1923
 Watson, Bruce 1906
 Weaver, Walter 1942
 Webb, Paul 1948
 Weidner, Brant 1980-83
 Wenk, Walter 1964-66
 Wesson, Harrison 1925
 White, Doc 1944-45
 Whiteley, Scott 1978-81
 Williams, Harvey 1913, 15-16
 Williams, Woody 1946
 Wilson, Connie 1934
 Wilson, Paul 1912
 Wilson, Willard 1917
 Winn, Waffles 1927-29
 Winter, Mit 1998-01
 Withers, H.V. 1966
 Wolf, Brian 1966
 Woods, Bettie 1913
 Woollum, Charles 1960-62
 Worrell 1933
 Wortman, Chuck 1973-74
 Wright, Austin 1944-45
 Wright, Jack 1913
 Wyatt, Albert 1915

-Y-
 Yeager, Frank 1938-39
 Young, Clyde 1926
 Young, Whiting 1920-23
 Younkin, Ed 1962-63

-Z-
 Zable, Walter 1937
 Zane, Gene 1949
 Zehmer, George 1913-16
 Zion, William 1913-16



CURTIS PRIDE
1987-90



MIKE STRAYHORN
1980-83



BRANT WEIDNER
1980-83

