

Tribe

2004

William and Mary Football

Laycock's **25th** SEASON



GAME 3 - SATURDAY, SEPTEMBER 25 - 1:00 P.M.

WILLIAM AND MARY (1-1, 1-0 A10)

VMI (0-3, 0-0 BIG SOUTH)

TRIBE

VS.

KEYDETS

Date	Opponent	Score/Time
Sept. 4	at North Carolina	L, 38-49
Sept. 18	*at #10 New Hampshire	W, 9-7
Sept. 25	VMI	1:00 p.m.
Oct. 2	*NORTHEASTERN	1:00 p.m.
Oct. 9	at Liberty	7:00 p.m.
Oct. 16	*RHODE ISLAND	1:00 p.m.
Oct. 23	*at Delaware	1:00 p.m.
Oct. 30	*at Towson	6:00 p.m.
Nov. 6	*VILLANOVA	1:00 p.m.
Nov. 13	*at James Madison	12:00 p.m.
Nov. 20	*RICHMOND	1:00 p.m.

*denotes an A-10 conference game

Date	Opponent	Score/Time
Sept. 4	at Ohio University	L, 14-42
Sept. 11	Richmond	L, 7-34
Sept. 18	Tennessee Tech	L, 10-16
Sept. 25	at William & Mary	1 p.m.
Oct. 2	^at Charleston Southern	1:30 p.m.
Oct. 9	at Georgetown	2 p.m.
Oct. 16	^Coastal Carolina	1 p.m.
Oct. 23	^at Gardner-Webb	6 p.m.
Oct. 30	at James Madison	3 p.m.
Nov. 6	^Liberty	1 p.m.
Nov. 20	Wofford	1 p.m.

^denotes a Big South conference game



Quick Slant

W&M and VMI have met 60 consecutive times dating back to 1944, and the Tribe has won 18-straight in the series, with the last loss coming in 1985.

IN THE HUDDLE

Top Stories

All-American Candidate

After doing a little bit of everything in the College's 9-7 upset of UNH, Campbell is just 24 yards shy of 3,000 passing yards for his career.

Page 3

Laycock's 25th Season

The Tribe's win over UNH stood as the first of Laycock's 160 career wins that did not feature a Tribe TD.

Page 4

Atlantic 10 Update / Game Notes

See what's going on around the league and catch up on all the Tribe notes.

Page 5

Tribe Club Information

Information about upcoming football tailgates sponsored by the Tribe Club and W&M Alumni Association.

Page 9

The Numbers Game

Rosters, week-by-week starters, the last time it happened, single-game highs, drive summaries, game-by-game results and season stats.

Page 12

HEAD COACHES

Jimmye Laycock (W&M, 1970)
W&M Record 160-111-2 (25th year)
Career Record 160-111-2 (25th year)
vs. VMI 21-3

Cal McCombs (The Citadel, 1967)
VMI Record 16-41-0 (6th year)
Career Record 16-41-0 (6th year)
vs. W&M 0-5

GAME DAY INFORMATION

VMI (0-3, 0-0 BIG SOUTH) AT WILLIAM AND MARY (1-1, 1-0 A10)

Kickoff - 1:00 p.m., Saturday, September 25

Site - Zable Stadium at Cary Field, Williamsburg, VA (cap. 13,279, natural grass)

On The Air - The Tribe Football Radio Network will broadcast today's game across the Commonwealth of Virginia. The veteran broadcast duo of Jay Colley (play-by-play) and Bob Sheeran (color) will call the action. For a complete listing of the Tribe Football Radio Network, see page 7.

All-Time Series - W&M leads the series 46-33-2.

Last Meeting - W&M won, 34-24, on Sept. 13, 2003, in Lexington.

MEDIA CONTACTS

W&M SPORTS INFORMATION

SID - Pete Clawson
Phone - (757) 221-3369
Email - pmclaw@wm.edu
Fax - (757) 221-3412
Web - www.TribeAthletics.com

VMI SPORTS INFORMATION

SID - Wade Branner
Phone - (540) 464-7253
Email - brannerwh@vmi.edu
Fax - (540) 464-7583
Web - www.vmikeydets.com

FIRST AND 10

William and Mary and VMI will meet for the 61st consecutive season on Saturday and the 82nd time overall. The Tribe has won 18-straight in the series, including last year's 34-24 win in Lexington, and have not lost to the Keydets since 1985. W&M is coming off a 9-7 upset victory at 10th-ranked New Hampshire last week in its conference-opener, while VMI dropped to 0-3 with a 16-10 loss to Tennessee Tech on homecoming in Lexington on Saturday.



**OFFENSE**

WR 3	Dominique Thompson	SR 6-1 190
11	John Taylor	SO 6-3 210
LT 78	Matthew Witham	SR 6-6 330
67	Brent Cochran	RF 6-4 280
LG 63	Ryan Lumm	JR 6-3 270
65	Matt Ridjaneck	JR 6-5 265
C 59	Patrick Mulloy	JR 6-4 300
62	Graham Falbo	RF 6-0 240
RG 68	Cody Morris	SO 6-4 285
57	Brian Neely	SO 6-4 290
RT 75	Michael Grenz	JR 6-3 282
71	Brad Stewart	RF 6-3 280
TE 40	Adam Bratton	JR 6-4 250
85	Mike Trinkle	SO 6-5 249
WR 19	John Pitts, Jr.	SR 6-3 215
27	Joe Nicholas	RF 6-3 205
QB 12	Lang Campbell	SR 6-3 205
10	Mike Potts	RF 6-4 215
TB 2	Jon Smith	SR 6-1 220
9	Elijah Brooks	SO 5-9 205
23	Trevor McLaurin	SO 5-11 225
FB 26	LeVince Parrot	SO 5-10 215
46	Matt Otey	RF 5-11 220

DEFENSE

DE 97	Adam O'Connor	JR 6-7 275
95	Jerome Griffin	JR 6-3 240
DT 58	Larry Pendleton	JR 6-3 285
77	Brian Williamson	SO 6-4 260
DT 99	Mike McCarthy	SR 6-3 270
96	Justin Kelly	SR 6-2 260
DE 94	Josh Wright	SO 6-2 235
93	Jonas Watson	JR 6-2 240
ILB 52	Travis McLaurin	JR 5-11 240
34	Thad Wheeler	JR 6-1 215
OLB 54	Chris Ndbueze	JR 6-1 237
39	T.J. O'Neill	RF 6-1 220
OLB 55	Ryan Nickell	SO 6-2 210
4	Leonard Muldrow	SO 5-9 180
CB 36	Richard Riley	SO 6-1 175
22	Stephen Cason	JR 6-0 202
SS 35	Jonathan Shaw	JR 6-0 190
5	Craig Patterson	SR 5-11 202
FS 21	James Miller	JR 6-1 195
29	Zach Stout	SO 5-10 185
CB 8	Alan Wheeling	SO 5-9 170
38	David Page	RF 5-9 180

SPECIAL TEAMS

PK 25	Greg Kuehn	JR 6-3 200
P 13	Mike Mesi	SR 6-0 195
KR 3	Dominique Thompson	SR 6-1 190
PR 35	Jonathan Shaw	SO 6-0 190

OFFENSE

WR 32	Gary Price	JR 5-10 185
21	Lashae McMillan	FR 5-10 155
LT 54	Donnie Johnston	JR 6-7 260
61	Rusty Webb	FR 6-4 315
LG 70	Jeremy Ward	JR 6-4 300
69	Robert Oaks	JR 6-4 285
C 50	Matt Dowler	JR 6-3 260
60	Adam Reel	RF 6-3 260
RG 75	Alex Correll	JR 6-3 290
69	Robert Oaks	JR 6-4 285
RT 71	Robert Brown	FR 6-6 300
54	Donnie Johnston	JR 6-7 260
TE 83	John Fox	JR 6-2 225
88	Tommy Lloyd	RF 6-5 230
WR 7	Zohn Burden	JR 6-3 195
1	Chris Gilliland	SO 6-0 185
QB 18	Josh Lyles	SR 6-1 195
19	David Poldiak	SR 6-2 195
TB 38	Sean Mizzer	JR 5-9 195
33	Colby Hollingsworth	SO 6-0 205
FB 46	Andrew Walton	SO 5-11 225
44	Andy Viola	FR 6-0 240

DEFENSE

DE 97	Eric Hall	SO 6-1 230
45	Adrian Cmerec	JR 6-2 240
NT 95	Jack Herzog	SO 6-2 270
53	Chris Perry	JR 5-11 250
DT 93	Steel Nardoizzi	SO 6-4 240
91	Terrell Golden	JR 6-3 250
DE 99	Charlie Liesfeld	SO 6-4 235
57	Christian Johnson	JR 6-3 260
SLB 51	Todd Baldwin	JR 6-2 225
11	Mike Maleski	JR 5-11 215
MLB 48	Adam Brankamp	SR 6-3 245
55	Cliff Shademan	RF 6-1 230
WLB 94	Justin Huggard or	JR 6-2 220
27	Tripp Smith	SR 6-0 210
CB 5	Jamaal Walton	SO 5-10 185
31	Ryan Harris	FR 6-1 180
CB 23	Grant Harris	JR 5-11 185
25	Ray Holloway	FR 5-9 160
SS 24	Marcus Barnes	JR 6-3 205
20	Maury Pauling	SR 6-0 205
FS 9	Robert Mason	JR 6-2 200
3	Marcus Brown	FR 6-0 180

SPECIAL TEAMS

PK 41	Barrett Way	FR 5-9 170
P 12	Adam Peters	SO 6-1 215
KR 38	Sean Mizzer	JR 5-9 195
PR 38	Sean Mizzer	JR 5-9 195

HOW THEY LINE UP

CATEGORY	W&M (A10)	VMI
Games Played	2	3
Scoring Offense	23.5 (7th)	10.3
Rushing Offense	121.5 (9th)	102.7
Pass Att.-Cmp	64-34 (8th)	101-56
Had Intercepted	0 (1st)	3
Completion %	53.1 (9th)	54.4
Passing Offense	235.0 (3rd)	182.7
Total Offense /game	356.5 (6th)	285.3
Turnover Margin	1.50 (1st)	-0.67
3rd Down Efficiency	36.1 (9th)	41.3
Scoring Defense	28.0 (12th)	30.7
Rushing Defense	232.0 (12th)	176.7
Passing Defense	168.5 (7th)	242.3
Total Defense	400.5 (12th)	419.0

TEAM LEADERS**WILLIAM AND MARY**

Rushing - Smith (32 att., 85 yds, TD, 2.7 avg.)
Passing - Campbell (34-64, 470 yds, 2 TD, 0 INT)
Receiving - Lustig (9 rec., 163 yds, 18.1 avg., TD)
Punt Ret. - Lustig (1 ret, -1 yds)
Kick Ret. - Lustig (6 for 135 yds, 22.5 avg.)
Kicking - Kuehn (4-5 FG, long 35; 5-5 PAT)
Punting - Mesi (35.8 avg., 44 long, 1 inside 20)
Tackles - Miller (24 total, 13 solo)
Sacks - Pendleton (1.0 for 9 yards), Wright (1.0-8)
TFL - Nickell (2.5 for 4 yards)
INT - Harrell (1 for 37 yards)
Pass Brks - Miller/Cason/O'Connor (1)

VIRGINIA MILITARY INSTITUTE

Rushing - Mizzer (51 att., 179 yds, 3.5 avg.)
Passing - Lyles (33-62, 335 yds, 2 TD, 2 INT)
Receiving - Burden (17 rec., 158 yds, 9.3 avg., 2 TD)
Punt Ret. - Mizzer (3 for 31 yds, 10.3 avg.)
Kick Ret. - Mizzer (7 for 136 yds, 19.4 avg.)
Kicking - Way (1-3 FG, 32 long; 4-4 PAT)
Punting - Henry (38.4 avg., 16 for 614 yards)
Tackles - Mason (34 total, 24 solo)
Sacks - Liesfeld (2 for 14 yards)
TFL - Pauling (5.0 for 9 yards)
INT - Huggard (1 for 25 yards)
Pass Brks - J. Walton (3)

TALE OF THE TAPE*TRIBE VS. KEYDETS*

Pos.	W&M	VMI	Pos.
WR & TE	6-1/205	6-1/194	DB
OF Backs	6-1/213	6-2/230	LB
OL & TE	6-4/285	6-3/244	DL
DL	6-4/265	6-4/270	OL & TE
LB	6-1/229	5-11/205	OF Backs
DB	6-0/183	6-1/202	WR & TE

* Averages reflect those of starters only.

College of William and Mary Team Information**QUICK FACTS**

Captains: Lang Campbell, Wade Harrell
Offensive Formation: Pro-style
Defensive Formation: Multiple 4-3
Lettermen Ret./Lost: 34/8
Off. Starters Ret./Lost: 8/3
Def. Starters Ret./Lost: 8/3
Spec. Starters Ret./Lost: 2/0

FOOTBALL INFO

First Season: 1893
All-Time Record: 485-482-41
Stadium: Zable Stadium (13,270, natural grass)
All-Time Home Record: 178-101-6
Bowl/Playoff Appearances: 11 (6 in D I-AA)
Bowl/Playoff Record: 6-7 (2-6 in D I-AA)
Conference: Atlantic 10

Head Coach

Jimmye Laycock (W&M, 1970)
 (See page 4)

ASSISTANT COACHES

Bob Solderitch, Zbig Kepa, Jim Pletcher, Matt McLeod, Steven Jerry, Matt McLeod, Trevor Andrews, Greg Shockley, Adam Braithwaite, Scott Boone

2003 IN REVIEW

Overall Record: 5-5
A-10 Record: 4-4 (6th)
Home: 2-2
Away: 3-3
Final Ranking: None

UNIVERSITY FACTS

Location: Williamsburg, Va.
Founded: 1693
Enrollment: 5,560
Nickname: Tribe
Colors: Green, Gold and Silver
President: Timothy J. Sullivan (W&M, 1966)
Athletics Director: Terry Driscoll (BC, 1969)

W&M SPORTS INFORMATION

Phone: (757) 221-3344

Fax: (757) 221-3412

Web: www.TribeAthletics.com

Director: Pete Clawson

Email: pmclaw@wm.edu

Assist. Football Contact: Mark Hoskins

Email: mjhosk@wm.edu

ALL-AMERICAN CANDIDATE

LANG CAMPBELL

THE CAMPBELL FILE

Senior, QB, 6-3, 205

Hometown: Winchester, Va.

High School: Handley

Major: History and Economics

Honors/Awards: Preseason honorable-mention All-American by I-AA.org, preseason first-team all-conference, third-team all-conference in 2003, two-time academic all-conference selection (2002, 2003, A-10 Offensive Player of the Week Sept. 4.

Note of the Week: Campbell needs only 24 passing yards to reach 3,000 for his career, which would make him the 10th player in W&M history to reach the 3,000-yard mark.

CAMPBELL'S 2004 CLIPS

- Thrown at least one TD pass in 11 of 12 career starts.
- Needs just 24 passing yards to reach 3,000 for his career.
- Ranks 10th on the W&M career passing yards list.
- Has been intercepted only once in last 175 pass attempts, including 104-straight w/o one.
- At UNC, became first W&M QB to pass and run for two TDs since David Corley did it vs. Maine in 2001.

The senior from Winchester, VA emerged with a breakout season last fall and has picked up right where he left off.

In the season-opener at UNC, Campbell threw for a career-high 322 yards, surpassing the 300-yard mark for the first time in his career. He completed 23 of 41 attempts and threw a pair of TD passes

against the Tar Heels. He also ran for a pair of scores and was the Tribe's second-leading rusher with 35 yards. He became the first Tribe quarterback to run and pass for two TDs in a game, since David Corley, Jr. did it in 2001.

Slowed by heavy rains and poor field conditions, Campbell was efficient at UNH, throwing for 148 yards on 11 for 23 passing and running for 42 yards on 14 attempts. His play-making ability was on full display against the Wildcats, running for several key first downs that kept the Tribe's three scoring drives alive, including a brilliant 21-yard jaunt late in the third quarter on which he appeared to have been stopped behind the line of scrimmage.

For more notes on Campbell see page 5.

Personal: Son of Shep and Nancy Campbell... Brings a cumulative GPA of better than 3.3 into senior campaign... Enjoys playing sports, listening to music and reading in his free time... Born September 25, 1981.

Campbell's Career vs. VMI

W&M is 3-0 in Campbell's career against VMI, and the senior has posted impressive numbers against the Keydets. His first career passing TD came against VMI in 2001, and in the 2002 game, Campbell recorded his only passing and rushing TDs of the season. Last year, he threw for 167 yards and 3 TDs against the Keydets and was the team's leading rusher with 52 yards on 17 attempts.

2003 - vs. VMI (W, 34-24)
18-29-1, 276 yds, 3 TD
7 att., 65 yards



CAMPBELL'S 2003 CLIPS

- Led the A-10 in passing yards per game (229.6) and pass efficiency (152.1) in 2003.
- Threw for over 200 yards in each of the Tribe's final seven games last year.
- Finished '03 as the Tribe's second-leading rusher with 300 yards.
- Twenty-two TD passes in '03 matched fifth-best single-season total in W&M history.
- Threw at least one TD pass in all 10 games.

Campbell's 2004 Statistics and Career Numbers Against Upcoming Opponents (^)

2004 Opponent	G/S	Att.	Cmp.	Pct.	Yards	AVG/G	TD	INT	Rushes	Yards	TD	AVG/G.
at North Carolina	Sept. 4	41	23	.561	322	322.0	2	0	6	35	2	35.0
at New Hampshire	Sept. 18	23	11	.478	148	148.0	0	0	14	42	0	42.0
VMI [^]	3/1	34	19	.559	302	100.7	5	1	19	52	1	17.3
NORTHEASTERN [^]	1/1	23	13	.565	175	175.0	2	2	4	3	0	3.0
at Liberty [^]	-	-	-	-	-	-	-	-	-	-	-	-
RHODE ISLAND [^]	2/1	31	20	.645	279	139.5	3	0	6	26	0	13.0
at Delaware [^]	1/1	37	27	.730	278	278.0	3	0	13	17	0	17.0
at Towson [^]	-	-	-	-	-	-	-	-	-	-	-	-
VILLANOVA [^]	-	-	-	-	-	-	-	-	-	-	-	-
at James Madison [^]	1/1	37	22	.595	258	258.0	1	0	5	35	0	35.0
RICHMOND [^]	2/1	30	20	.667	237	118.5	2	0	9	61	0	30.5
OVERALL CAREER												
2004	2/2	64	34	.531	470	235.0	2	0	20	77	2	38.5
2003	10/10	285	182	.639	2,296	229.6	22	7	77	300	0	30.0
2002	5/0	13	7	.538	69	13.8	1	0	5	23	1	4.6
2001	2/0	10	8	.800	141	70.5	1	0	2	6	1	3.0
TOTALS	19/12	372	231	.621	2,976	156.6	26	7	104	406	4	21.4

JIMMYE LAYCOCK



**THE JIMMYE LAYCOCK ERA
(1980-present)
160-111-2 (Career Record)**

Year	Record	Postseason
1980	2-9	
1981	5-6	
1982	3-8	
1983	6-5	
1984	6-5	
1985	7-4	
1986	9-3	NCAA Playoffs
1987	5-6	
1988	6-4-1	Epson Ivy Bowl
1989	8-3-1	NCAA Playoffs
1990	10-3	NCAA Playoffs
1991	5-6	
1992	9-2	Epson Ivy Bowl
1993	9-3	
1994	8-3	
1995	7-4	
1996	10-3	NCAA Playoffs
1997	7-4	
1998	7-4	
1999	6-5	
2000	5-6	
2001	8-4	NCAA Playoffs
2002	6-5	
2003	5-5	
2004	1-1	

Winning Seasons in Bold

Laycock at I-AA Playoffs

1986	Delaware, 17-51 (L)
1989	Furman, 10-24 (L)
1990	Massachusetts, 38-0 (W) Central Florida, 38-52 (L)
1993	McNeese State, 28-34 (L)
1996	Jackson State, 45-6 (W) Northern Iowa, 35-38 (L)
2001	Appalachian State, 27-40 (L)

Laycock vs. The Atlantic 10

Team	W	L	T
Delaware	10	13	0
Hofstra	2	1	0
James Madison	11	12	0
Maine	5	1	0
Massachusetts	4	5	0
New Hampshire	8	2	0
Northeastern	8	2	0
Rhode Island	8	1	0
Richmond	18	6	0
Towson	1	0	0
Villanova	8	5	1

Silver Linings: Jimmye Laycock is in his 25th season as the Tribe's head coach. The school's all-time winningest coach, Laycock has compiled a 160-111-2 career record at W&M. He ranks fifth on the A-10 career victories lists (59), only two behind former Richmond and Massachusetts coach Jim Reid. W&M has made seven postseason appearances under Laycock and posted winning ledgers in 17 of the past 21 seasons.

Good Company: Tribe head coach Jimmye Laycock, in his 25th season on the W&M sidelines, ranks third among all current Division I-A and Division I-AA head coaches in terms of most years at their current school. The two coaches ahead of Laycock are Penn State's Joe Paterno (37 years) and Florida State's Bobby Bowden (26 years).

Quotes from Monday's A-10 Coaches Conference Call...

Can you talk about Saturday's game? I'm sure you've been able to dry off and get the mud off by now.

Yeah we've dried out now. It was obviously tough conditions and I thought both teams competed and played very, very hard. You have to be impressed with both teams holding onto the football and not turning it over repeatedly. We had one turnover and UNH had none. That's a great accomplishment for them. But again, I think you know, we won it by coming up with some defensive plays when we needed to and with some outstanding plays in the kicking game. Of course, Greg Kuehn was instrumental with the three field goals. That was as tough a condition as you could imagine kicking in. I thought our kickoff and punt coverage teams were excellent. I thought we did a very, very good job in those areas.

You mentioned the turnovers. How do you prepare for weather and how do you prevent turnovers, because other teams in this league weren't able to do that on Saturday?

I don't think there is any real way to completely prepare. You have to be lucky, a little bit too and again we don't do anything other than emphasize with our players about ball security. It's something you do daily. You don't just wait until it rains before you talk about holding on the ball. You emphasize [ball security] and our guys have been pretty good with that all the time. We just keep

working at it and do the best we can. The only turnover we had was on a snap when the ball stuck in the mud and our center couldn't get it up, and it just kind of went to the side. It really never hit the quarterback's hand or anybody's hand. That was the only turnover we had.

William and Mary gave North Carolina the devil obviously, Maine goes down and wins at Mississippi St., New Hampshire won at Rutgers and you beat New Hampshire. Has something changed in I-AA that's making these sort of results more common?

I don't know if anything's changed. I think the entire league is very, very good. I think it's something we've talked about for quite some time. From top to bottom, that our league is extremely competitive. Coaches do a great job getting good players in and getting them better and putting them in the right situation. I think it's a reflection on the strength, top to bottom, in our league.

You mentioned after the game that the past couple of years you guys thought you need to score a lot of points to win, but this year you feel more confidence in your defense. What's the difference this year with your defense?

Well one thing I think is we have a little more depth, and we've got a little more experience in a few areas. Also, I think we have some players that can run, I think we've got pretty good speed overall defensively, maybe more so than we've had recently. We have some depth up front that allows us to rotate people. But you know, it's a work in progress, and I think we still have a ways to go. I think we still can improve defensively, I think we still need to improve defensively, but I hope we came out of that ball game with some confidence. Even though New Hampshire moved the ball at times, we came up with some big plays in some crucial situations that were against an awfully good offensive team. Now of course, both offenses were hampered with the weather, but I liked the way we flew around. I liked the way we played hard.

One guy who seemed to be on every tackle was [junior linebacker] Chris Ndubueze. Can you comment on his game?

Yeah, Chris played really well. He got around the football and played very, very well. He gets better and better as a linebacker, he's out of Dematha High School and has continued to improve. I thought he really had a good ball game up there Saturday.



2004 ATLANTIC 10 STANDINGS

SOUTH	A-10	Overall
James Madison	1-0	2-0
Delaware	1-0	2-1
Richmond	1-0	2-1
William and Mary	1-0	1-1
Villanova	0-1	2-1
Towson	0-1	1-1
NORTH	A-10	Overall
Rhode Island	0-0	2-0
Maine	0-0	2-1
Hofstra	0-0	1-1
Northeastern	0-0	1-1
Massachusetts	0-1	2-1
New Hampshire	0-1	2-1

AROUND THE ATLANTIC 10 THIS WEEK

Saturday, September 25

VMI at William and Mary	1:00 pm
New Hampshire at Dartmouth	12:30 pm
*Delaware at Massachusetts	1:00 pm
Lafayette at Richmond	1:00 pm
*Rhode Island at Hofstra	3:30 pm
James Madison at West Virginia	4:00 pm
*Northeastern at Towson	6:00 pm
Villanova at Pennsylvania	7:00 pm

*Atlantic 10 conference game

W&M'S ATLANTIC 10 RANKING

Total Offense	6th	356.5
Passing Offense	3rd	235.0
Rushing Offense	9th	121.5
Scoring Offense	7th	23.5
Total Defense	12th	400.5
Passing Defense	7th	168.5
Rushing Defense	12th	232.0
Scoring Defense	12th	28.0
Interceptions	T-8th	1
Turnover Margin/game	1st	1.50
Kickoff Returns	6th	20.8
Kickoff Coverage	4th	14.5
Sacks Against	T-7th	4
Penalties	3rd	47.5

W&M INDIVIDUALS IN THE A-10 TOP 10

Pass Yds/Game	Campbell	3rd	235.0
Total Offense	Campbell	2nd	273.5
Pass Efficiency	Campbell	9th	125.1
Punting	Mesi	9th	35.8
Scoring	Kuehn	7th	8.5
Receptions/Game	Lustig	T-7th	4.50
	Thompson	T-7th	4.50
Rec. Yds/Game	Lustig	7th	81.5
	Thompson	8th	69.0
All purpose	Lustig	1st	148.5
Kick Return Avg.	Lustig	T-6th	22.5
FG/Game	Kuehn	1st	2.00
FG Pct.	Kuehn	1st	.800
PAT Pct.	Kuehn	T-1st	100.0
Tackles	Miller	T-2nd	12.0
	Ndubueze	T-7th	9.5
Fumbles Recov.	Tra. McLaurin	T-2nd	2
Fumbles Forced	Cason	T-2nd	1
	Wheeling	T-2nd	1

W&M GAME NOTES

VS. VIRGINIA MILITARY INSTITUTE SEPT. 25

Looking back: The College's hard-fought 9-7 win over 10th-ranked New Hampshire was a great start to what promises to be a grueling conference schedule for the Tribe. What the game lacked in points, it more than made up for in drama and solid defense.

Coming into the match-up, few would have predicted a defensive struggle in a game that featured two of the more explosive offensives in the conference. As the presence of hurricane Ivan and its heavy rains gradually saturated the playing surface, the game, which could have been billed as a shoot out, became a slugfest. In the end, it was the Tribe that came through with more plays in the clutch and prevailed.

The game produced more than a few interesting footnotes.

The following is a closer look at some of the more prominent bullet points:

The win stood as ...

- The Tribe's first win over a ranked opponent since defeating 15th-ranked Northeastern on 10/26/02 (30-13).
- The Tribe's first win over a ranked opponent on the road since opening the 2001 season with a 31-10 win at No. 21 UMass.
- The Tribe's first win over a top-10 team since Aug. 30, 1998, when it defeated a second-ranked Hampton University squad, 41-34, on the road.
- The Tribe's first win in a conference opener since 2001 (UMass) and only its second since 1998 (see Hard Start note to follow).
- The first win in Jimmie Laycock's school-record 160 career victories that didn't include a Tribe touchdown.
- The first Tribe win without scoring a touchdown since 1979, when the College defeated Appalachian State 9-0.
- W&M's fifth-straight win in conference play, dating back to last season.

The Defense Stands: In allowing the UNH offense just seven points and 226 total yards, the Tribe's defense held the Wildcats offense to 22 points and 169 yards less than its season average. The effort stands as the unit's best performance (in terms of total yards allowed) since the team's 2001 win at UMass (when the College limited the Minutemen to just 141

total yards).

After allowing five first downs, 78 yards and a touchdown on New Hampshire's first possession, the Tribe's defense gave up no points, eight first downs and 148 total yards over the final three-and-a-half quarters.

The seven points are the fewest the team has allowed since 2002, when the Tribe limited Rhode Island to six points in a 44-6 win (on 11/9/02). It was the defense's best road performance (in terms of points allowed) since giving up just three in a very similarly rain-drenched win at Hofstra (16-3 on 10/12/02).

Hard Start: As was mentioned in last week's release, the Tribe has started the last nine consecutive years on the road in conference play. As if that wasn't difficult enough, the last six years have seen the College face ranked teams in those games.

The following is a look at the squad's last six conference openers.

Year	Team (Rank)	Result
1999	at Delaware (11th)	L 34-27 (2ot)
2000	at UMass (2nd)	L 36-16
2001	at UMass (21st)	W 31-10
2002	at Maine (11th)	L 27-14
2003	at Northeastern (4th)	L 48-14
2004	at UNH (10th)	W 9-7

Campbell Comes Through: While the Tribe's victory over New Hampshire saw major contributions come from all areas, the desire and determination the Tribe brought into the contest seemed to be epitomized in the play of quarterback, and All-American candidate, Lang Campbell. Despite the torrential rain, he kept the Tribe offense moving when it mattered most, throwing for 148 yards on 11-for-23 passing and running for 42 yards on 14 attempts.

But, those numbers don't tell the tale of the afternoon, as Campbell seemed to find a way to make the big play time and again.

Some of the highlights of his effort included:

- Rushing for 20 yards and throwing for 58 yards on Tribe's first scoring drive, which ended with a 27-yard field goal by Greg Kuehn as time expired in the first half.

- Turning in key 21-yard run on fourth and one on the team's opening possession of the second half, which set up a 35-yard field goal by Kuehn.

- Stood patient in the pocket to deliver a 47-yard strike to Dominique Thompson to convert a third and 12 from the W&M 30 yard line. The play led to the game's decisive points (21-yard field goal by Kuehn) and turned the field position into the Tribe's favor for the majority of the final quarter.

- Perhaps biggest play came with just over 1:20 left to play, as the College, faced with a third and four at their own 35, needed just one more first down to ice the game and the clock. Campbell rolled left and ran through a pair of tacklers for the crucial, game-sealing, first down.

Among his Peers: On the season, Campbell is currently second in the conference in total offense, averaging 273.5 yds/game, and third in passing yards with an average of 235.0 yds/game. He is the only QB in the league with more than 20 attempts not to have thrown an interception.

Campbell's Career: Campbell continues to live up to all the preseason expectations through his first two starts of 2004.

He started the season by earning the league's Offensive Player of the Week

honors (for the second time in his career) by throwing for a career high 322 yards and a pair of scores, while rushing for another two TDs (also a career best) vs. North Carolina.

The following is a brief point-by-point look at what he has accomplished in his 12 games as the starting QB, and what could be just on the horizon.

Campbell is ...

- Just 24 yards from 3,000 for his career (in just 19 total games).

- Currently in 10th-place on the College's all-time top 10 passing yardage listing, with 2,976 (just edging by John Brosnahan's two-year total of 2,970 set between 1987-88). He needs 112 yards to move past Dave Murhpy's ninth-place total of 3,087 set in 18 starts between the 1980 and 1983 seasons (for a complete listing see page 11)

- Now in ninth-place on the College's all-time TD pass listing (26), just two scoring connections behind eighth place and five from seventh (see listing on page 10).

- Currently second on the College's all-time completion percentage listing (.621, 231 of 372 attempts).

- Just 325 yards of total offense from moving into the College's all-time top 10 in that category. He has amassed 3,382 (2,976 passing, 406 rushing) for his career (see chart on page 11).



LAST WEEK'S RESULTS - SEPT. 18

- *William & Mary 9, New Hampshire 7
- *Richmond 24, Massachusetts 14
- *James Madison 17, Villanova 0
- Maine 9, Mississippi State 7
- Delaware 24, West Chester 6

A-10 WEEKLY AWARDS - (9/19/04)

- Offensive** - Stacy Tutt, Richmond
- Defensive** - Brandon McGowan, Maine
Trey Townsend, James Madison
- Rookie** - Tony LeZotte, James Madison
- Special Teams** - Greg Kuehn, W&M
Mike Mellow, Maine

A-10 IN THE NATIONAL POLL - (SEPT. 20)

Sports Network Top 25

- 4. Delaware
- 8. Maine (2)
- 11. Villanova
- 14. New Hampshire
- 16. Massachusetts
- 18. Northeastern
- 24. James Madison

TOP 10 CAREER A-10 COACHING VICTORIES

- 1. Bill Bowes (UNH, 1972-98).....97
- 2. "Tubby" Raymond (UD, 1966-01)...89
- 3. **Andy Tally (VU, 1985-).....78**
- 4. Jim Reid (UMass, 1986-91, UR, 95-03)...61
- 5. **Jimmye Laycock (W&M, 1993-).....59**
- 6. Tom Jackson (UC, 1983-93).....42
- 7. Hal Westerman (UM, 1951-66).....41
Vic Fusia (UMass, 1961-70).....41
- 9. **Jack Cosgrove (UM, 1993-).....40**
- 10. Bob Griffin (URI, 1976-92).....37
Active Coaches in Bold

ALL-TIME CONFERENCE STANDINGS (9/19)

Team	Conf. Record	Pct.
Delaware	102-44-0	.699
William & Mary 59-32-0		.648
Massachusetts	197-115-4	.623
Villanova	78-54-0	.591
<i>Connecticut</i>	<i>158-115-10</i>	<i>.576</i>
New Hampshire	157-160-10	.495
James Madison	45-47-0	.489
Hofstra	13-14-0	.481
<i>Boston U.</i>	<i>143-177-7</i>	<i>.448</i>
Richmond	59-87-0	.404
Northeastern	36-55-0	.396
Rhode Island	116-208-7	.363
<i>Vermont</i>	<i>27-63-2</i>	<i>.304</i>
Towson	0-1-0	.000

Former members in italics

THE LAST MEETING

W&M 34, VMI 24

LEXINGTON, VA (9/13/03) -- Redshirt freshman **Matt Trinkle** caught his first career touchdown pass with 9:20 remaining in the fourth quarter to break a 24-24 tie, and William and Mary held on for a 34-24 victory over VMI before a crowd of 7,125 at Alumni Memorial Field.

The Tribe captured its 18th consecutive victory over the Keydets, though VMI gave W&M quite a test in the 60th-straight meeting between the squads.

Quarterback **Lang Campbell** tossed three touchdown passes, while linebacker **Travis McLaurin** paced the defense with a 28-yard fumble return for a touchdown and a blocked field goal. Also, defensive end **Adam O'Connor** had two tackles for loss, a sack, a forced fumble and a fumble recovery in his first career start.

Steven Hargrove, who came in as the Atlantic 10's leader in all-purpose yards, caught his third touchdown pass of the season and racked up 146 all-purpose yards to remain tops in the conference.

	1	2	3	4	Final
William and Mary	3	7	14	10	34
VMI	0	10	7	7	24

Scoring Summary

Qtr	Team	Score	Time
1st	W&M	FG Kuehn 36	0:00
2nd	VMI	Mizzer 5 run (Sharpe kick)	10:06
	VMI	FG Sharpe 36	5:14
	W&M	Wade 10 pass from Campbell (Kuehn kick)	2:00
3rd	W&M	McLaurin 28 fumble return (Kuehn kick)	14:20
	VMI	Mizzer 19 run (Sharpe kick)	12:30
	W&M	Hargrove 48 pass from Campbell (Kuehn kick)	8:10
4th	VMI	Wilson 11 run (Sharpe kick)	13:35
	W&M	Trinkle 2 pass from Campbell (Kuehn kick)	9:20
	W&M	FG Kuehn 47	2:05



Lang Campbell looks for a target at VMI last year.

MEDIA CENTER

WILLIAM AND MARY ON THE RADIO

Stretching over 150 miles across Virginia, the William and Mary radio network is the gateway to all of the Tribe's football action over the air. Veteran broadcast team Jay Colley (play-by-play) and Bob Sheeran (color) will once again relay the excitement of Tribe football over the airways on Saturdays. In addition to your local stations, all Tribe football and men's basketball games can be heard via the W&M athletics web site, www.TribeAthletics.com.

W&M Radio Network Affiliates

WMBG	740 AM	Williamsburg
WSRV	92.3 FM	Williamsburg
WBRG	1050 AM	Lynchburg
WTOX	1480 AM	Richmond

You can also catch head coach Jimmie Laycock each Tuesday morning from 7:45 a.m. to 8:00 a.m. on Mornings with Big Al on Richmond's WXGI ESPN 950 AM and Thursday afternoons with Bob Sheeran from 12:30 p.m. to 1 p.m. on Williamsburg's WMBG 740 AM live from the Backfin Restaurant in Williamsburg.

A-10 COACHES CONFERENCE CALL

Every Monday, the A-10 will conduct a teleconference from 10 a.m.-12:10 p.m. (eastern time) with each of its head football coaches. Each coach will have a ten-minute slot to discuss his team and answer questions from the media. Members of the media are strongly encouraged to participate. For the access number, call Pete Clawson (757) 221-3369. Below is the schedule:

10:00	Atlantic 10 Update
10:10	Dave Clawson, Richmond
10:20	Jimmie Laycock, W&M
10:30	Andy Talley, Villanova
10:40	Rocky Hager, Northeastern
10:50	Mickey Matthews, JMU
11:00	Jack Cosgrove, Maine
11:10	Don Brown, Massachusetts
11:20	Tim Stowers, Rhode Island
11:30	K.C. Keeler, Delaware
11:40	Sean McDonnell, UNH
11:50	Joe Gardi, Hofstra
12:00	Gordy Combs, Towson

W&M WEEKLY PRESS CONFERENCE

A press conference with head coach Jimmie Laycock will be held Tuesday's prior to a Saturday game at noon at the Hospitality House in Williamsburg. Interviews with players will follow the luncheon. Please confirm your attendance with Pete Clawson at least 24 hours in advance at (757) 221-3369 or pmclaw@wm.edu.

A-10 PRESS BOX PHONE NUMBERS

Delaware	302-831-6199/302-831-2186
Hofstra	516-463-5247
James Madison	540-568-6521
Maine	207-581-1049
Massachusetts	413-545-3550
New Hampshire	603-862-2585
Northeastern	617-566-5956
Rhode Island	401-874-4616
Richmond	804-355-6110
Towson	410-704-3102
Villanova	610-519-5290
William & Mary	757-221-3414

• Carrying a career TD/INT ratio of nearly four to one (26 TD/7 INT).

Serious History: Few schools can boast such long and storied histories as the College of William and Mary (founded in 1693) and the Virginia Military Institute (founded in 1839). This same history can be applied to the football programs, as each has sponsored a program for the better part of the last century. The two schools have met on the gridiron 81 times, including at least once a year for the last 61 seasons, including 2004.

The 61 consecutive games are the ninth longest, uninterrupted series currently being contested in the I-AA ranks. The Tribe has won 18-consecutive games in the series, which stands as the second longest winning streak in an active uninterrupted series in the I-AA rank (the longest being Grambling's 27-straight wins over Prairie View).

Since 1993, the Tribe has had an average margin of victory of nearly 30 points over the Keydets. But, the last two seasons have seen the Keydets score 31 and 24 points vs. the Tribe, respectively. Last season's game was decided by just 10 points, the closest game in the series since W&M won 21-16 in 1992.

Laycock and McCombs: Tribe head coach Jimmie Laycock and VMI's Cal McCombs will be leading their teams into battle on Saturday, but in 1973-74, they were on the same sideline as coaches at The Citadel. McCombs was the team's wide receivers coach, while Laycock coached the offensive backfield at the time. The 1973 team finished 3-8 under future NFL coach Bobby Ross, while the 1974 squad went 4-7. Coincidentally, both seasons featured a loss to William and Mary and a loss to VMI.

High School Connections: There are several instances of former high school teammates lining up on opposite sides of the field for Saturday's clash between W&M and VMI.

Here is a quick list...

• W&M's Stephen Cason and VMI's Andrew Walton were teammates at James River High School in Richmond.

• VMI's Justin Chetney and Maury Pauling, along with W&M defensive lineman Jason Bowles, all went to Phoebus High School

in Hampton.

• Tribe lineman Brian Neely, defensive back Zach Stout and linebacker Jeff Thomas and VMI tackle Donnie Johnston all attended Lee-Davis High School in Mechanicsville, VA.

• Keydets defensive end Charlie Liesfield and Tribe wide out Nathan Holston are both graduates of Monacan High School in Richmond.

• Bethel High School in Hampton, VA is the alma mater of W&M defensive end Jonas Watson and VMI quarterback Josh Lyles.

• Tribe redshirt freshman running back Tony Viola and Keydets senior wide receiver John Puvogel each attended Stonewall Jackson High School in Manassas, VA.

• A pair of redshirt freshmen, VMI's Cliff Schademan and W&M's Brad Stewart, teamed up at Pittsburgh's Bethel Park High School.

• VMI senior slotback R.C. Simmons was a high school teammate of W&M quarterback Lang Campbell at Winchester's Handley High School.

Big South Battles: The Keydets are in their second season of play in the five-team Big South Conference, after ending their long-time run in the Southern Conference. VMI went 2-2 in conference play last season, which was only the second season of Big South football. Last year's tilt with VMI was W&M's first against a Big South opponent, while the 2004 slate features two contests in VMI and the first-ever meeting with Liberty.

Kuehn on Kicking: The College's success in the kicking game has been well documented over the years, as a Tribe place kicker has been named to the all-conference team in each of the last seven years. Current kicker, junior Greg Kuehn has earned the honor each of the past two years and seems to be on track for a third in 2004. This past weekend, he accounted for all the team's points in the win over UNH, by hitting true on all three of his attempts on the rain-swept afternoon.

His efforts not only earned him the Atlantic 10's Special Teams Player of the Week honors, but also pushed his career

field goal total to 31, making him only the fourth place kicker in school history to pass the 30 field goal mark. The game stands as the fourth time Kuehn has connected on three field goals, with the last time coming in a 37-24 victory over Rhode Island on Oct. 25th of last season.

Kuehn is poised to break into the A10's all-time top 10 for career field goals as he is currently just three FGs from Villanova's Mark Kiefer's career total of 34 (1994-97, see complete listing on page 11).

The Tribe's school record for career field goals is held by current NFL stand-out, Steve Christie, who hammered out 57 career three-pointers. Two-time all-conference performer, Brian Shallcross is second with 48 treys, while former All-American Brett Sterba sits in third with 46. Shallcross and Sterba currently hold the first and second positions on the A10's career field goal chart, respectively.

With at least nine games remaining in his junior season, Kuehn seems on track to make a run at Christie's career mark, as he'll enter next weekend's action averaging better than one FG/start (31 FGs in 23 career games). For perspective's sake, Christie and Shallcross entered their senior seasons with 36 and 33 field goals, respectively.

Hazardous Workplace: OSHA would not have approved of the conditions that long snapper Thad Wheeler, punter Mike Mesi, holder Lang Campbell or place kicker Greg Kuehn were forced to work under on Saturday at UNH.

In the face of severe weather conditions, Wheeler and Mesi were able to connect and deliver seven punts without a hitch and played a vital role in helping keep the UNH offense out of decent field position. Wheeler also worked flawlessly with Campbell in converting all three snaps into successful placements for Kuehn. In a game that saw UNH misfire on two field goal attempts and average just 29 yards a punt, the edge the Tribe had in the special teams played a major role in the outcome of the contest.

Steady Smith: Punishing senior tailback Jon Smith pounded out a team-high 63 yards on 23 carries in the win over UNH, marking the most carries and yards he's had in a single game since rushing 27 times for 92 yards vs. James Madison in 2002. The Tribe turned to Smith's sure



Pile-Up: Chris Ndubueze (54) and Larry Pendleton (58) bring down UNH's R.J. Harvey.

hands and sturdy legs early and often while trying to establish a solid ground game and control the clock. While his efforts may not have translated into gaudy numbers, he played a large role in helping the College control more than 35 minutes of the game clock (11 more than UNH).

The effort also inched him closer to several career milestones. With just 153 more yards, Smith will move his career total to 2,000 yards (currently at 1,847) and become the 11th Tribe running back to reach the lofty barrier. With 285 yards rushing, Smith can move into possession of 10th-place all-time on the College's career rushing listing (see chart on page 11).

Lustig Lost: W&M's upset win didn't come without a cost, as senior wide receiver Josh Lustig (Erie, PA) suffered a fractured left ankle and will be out an indefinite amount of time.

The injury occurred in the fourth quarter, as Lustig was being dragged out of bounds at the end of a 17-yard completion. Lustig, who has turned in several big plays this season, including a 46-yard TD catch vs. North Carolina, was the team's leading receiver (nine catches for 163 yards, one TD) and kick returner (six for 135 yards). Lustig entered this weekend's action as the Atlantic 10's leader in all-purpose yards (148.5 yds/gm) and is ranked

seventh in both receiving yards (81.5 yds/gm) and receptions (4.50 catches/gm).

Fellow senior Jon Pitts (Kernersville, NC) will step into Lustig's starting role, opposite senior Dominique Thompson (Durham, NC) for this weekend's contest vs. the Virginia Military Institute.

Talented Mr. Thompson: While on the subject of receivers, one focus of the College's spring and fall camps was to develop a replacement for the large shoes left vacated by the graduation of Musinski. The staff is now going to rely on a duo of senior receivers (Dominique Thompson and Jon Pitts) to fill the void. While they are both capable of making plays, Thompson's sheer athleticism casts him as the team's most dangerous big-play threat. He didn't disappoint in his debut appearance in the role, as he brought down six catches for 83 yards and also contributed a rush for 13 yards (and had another rush of more than 15 yards called back on clipping penalty).

Like Lustig, he equaled his entire 2003 total of catches (six) on the afternoon, while his 83 receiving yards stands as his career, single-game, best.

Thompson was the team's leading receiver at UNH, pulling in three catches for 55 yards, including a season-long 47-yard reception. With the loss of Lustig, Thompson is now the Tribe's top receiver

with nine catches for 138 yards and TD.

Zoned Out: After finishing last season with 30 conversions in its 36 red zone opportunities (21 TDs/nine FGs), the Tribe seems to have come into 2004 with an even better 'nose' for the end zone. The College came away with points on all five of its red zone opportunities vs. UNC, including four TDs (and one FG), and was again perfect at UNH in the zone with three Greg Kuehn field goals (see page 21).

A Fresh Start: Redshirt freshman wide out Joe Nicholas made the most of his first collegiate experience by contributing four catches for 48 yards in his role as the Tribe's slot receiver at UNC.

At UNH, he made his first career start and caught one ball for nine yards to set up Kuehn's game-winning field goal from 21 yards.

He has shown the ability to go up in a crowd and bring down the difficult catches, as he primarily has been working over the middle. After overseeing his conversion from defensive back to WR this offseason, the staff is counting on his continued improvement and will be looking for him to display some of the same play-making ability he turned in during a standout spring practice session.

Picking Up Right Where... : In the season-opener on Sept. 4, Travis McLaurin made seven tackles and recovered two fumbles, one of which he returned 33 yards to set up a Tribe TD. At UNH, he took part in eight total tackles, four solo, including one for a 2-yard loss.

McLaurin earned third-team all-conference honors last season after recording 120 tackles in his first season as a starter and entered the 2004 campaign as a pre-season first team selection. He earned A-10 Defensive Player of the Week honors in October after a 13-tackle effort against Massachusetts.

Cason Back in Action: Prior to the start of fall camp, junior corner Stephen Cason was cleared to return to the playing field for the 2004 season, after missing all of last year with a severe neck injury suffered in a car accident prior to the start of the 2003 campaign.

In his first two games back, Cason has made an immediate impact, showing

flashes of his big-play ability that made him a standout performer as a redshirt freshman in 2002.

Against the Tar Heels, Cason registered six tackles, five solo, forced a fumble and broke up a pass. The fumble came midway through the second quarter and was recovered by Travis McLaurin and returned to the Tribe 4-yard line, leading to a Tribe TD. At UNH, he added three solo tackles.

In 2002, Cason started 10 of the 11 games he played in, making 47 tackles (34 solo) and recording three interceptions and eight pass breakups. In addition to his defensive duties, Cason returned seven kickoffs for the Tribe and led the squad with an average of 28.1 yards per kickoff return.

In perhaps his best individual performance with the Tribe, Cason earned A10 Rookie of the Week Honors after making eight tackles, intercepting a pass and blocking a field goal against JMU in 2002.

The Last Line: Junior safety James Miller has also seen his late-season success spill over into the 2004 season, as he had a career day at UNC with 15 tackles and followed that up with a nine-tackle effort at UNH. His total against the Tar Heels included eight unassisted stops and he recovered a UNC fumble on the W&M 1-yard line.

Going back to the second half of the 2003 season, Miller has begun to emerge as one of the Tribe's top defensive contributors. Starting with the Oct. 18 contest against JMU, Miller has recorded at least seven tackles in seven consecutive games, including three double-digit games (JMU, 11, 10/18/03; URI, 10, 10/25/03; UNC, 15, 9/4/04).

Here is a quick look at Miller's last seven games:

- vs. JMU 10/18/03 - 11 total tackles, fumble recovery, one tackle for loss.
- at URI 10/25/03 - 10 total tackles, two for loss.
- vs. Hofstra 11/1/03 - nine total tackles.
- vs. UNH 11/15/03 - nine total tackles, two for loss.
- at Richmond 11/22/03 - seven total tackles, two interceptions, including a 77-yard INT return for a TD.
- at UNC 9/4/04 - 15 total tackles, fumble recovery, pass break-up.



The Tribe Club and the William and Mary Alumni Association are hosting pre-game tailgate parties at a number of W&M away game this season. Here is a list of tailgates where you can join fellow alumni and friends on the road in support of Tribe football.

- Liberty - Oct. 9
At Wingate Inn Parking Lot
5 p.m. - Kickoff (7 p.m.) 
- Delaware - Oct. 23
W&M Tent on Practice Field
11:00 a.m. - Kickoff (1 p.m.) 
- Towson - Oct. 30
Auburn Pavilion
4:00 p.m. - Kickoff (6 p.m.) 
- James Madison - Nov. 13
Softball Field/Convo
10:30 a.m. - Kickoff (12 p.m.) 

To register for any tailgate log on to www.wmalumni.com or call 757-221-1174. To order your game tickets call the W&M Ticket Office at 757-221-3340.



Greg Kuehn kicked field goals of 27, 35 and 21 yards to edge UNH, 9-7 on Saturday.

THE TRIBE IN 2004

Overall:	1-1
At home:	0-0
Away:	1-1
On grass:	1-1
On turf:	0-0
A-10 overall:	1-0
A-10 home:	0-0
A-10 road:	1-0
By Month:	
September:	1-1
October:	0-0
November:	0-0
December:	0-0
When scoring first.....	0-1
When opponent scores first.....	1-0
When scoring 20+ points.....	0-1
When scoring less than 20 points.....	1-0
When leading at half.....	0-1
When trailing at half.....	1-0
When tied at half.....	0-0
When leading after 3 qtrs.....	1-1
When trailing after 3 qtrs.....	0-0
When tied after 3 qtrs.....	0-0
When out-passing opponent.....	1-1
When out-rushing opponent.....	0-0
When out-gaining opp. (total off.).....	1-0
With 35+ passing attempts.....	0-1
With less than 35 passing attempts.....	1-0
With 30+ rushing attempts.....	1-1
With less than 30 rush attempts.....	0-0
When leading TOP.....	1-1
When trailing TOP.....	0-0
With an individual 100-yd rusher.....	0-0
With an individual 200-yd passer.....	0-1
With an individual 100-yd receiver.....	0-1
With opponent 100-yd rusher.....	0-1
With opponent 200-yd passer.....	0-1
With opponent 100-yd receiver.....	0-0
When leading turnover ratio.....	0-1
When trailing turnover ratio.....	1-0

• at UNH 9/18/04 – nine total tackles.

More Than the Numbers: With only six tackles through two games, one might easily overlook Adam O'Connor's contributions on the defensive front. The Tribe defense received an outstanding effort against the Tar Heels from O'Connor, who along with Jonas Watson recorded the only sack of the game. The 6-7 O'Connor applied a consistent pass rush on the afternoon, resulting in the sack and an additional two quarterback hurries. He added another tackle for loss and was credited with three total stops in the game. At UNH, O'Connor was again disrupting the opponent's passing game and was one of the reason's W&M was able to hold Wildcat quarterback Ricky Santos, who passed for 385 yards and five TDs a week earlier at I-A Rutgers, to 103 passing yards.

In the Trenches: Given the poor field and weather conditions at UNH on Saturday, the Wildcat offense put an emphasis on running the ball, and the Tribe defensive line responded with a dominating performance.

In addition to O'Connor's efforts, junior tackle Larry Pendleton and senior tackle Mike McCarthy each made seven total stops, while senior tackle Justin Kelly registered five tackles and sophomore Josh Wright, who made his first career start, added four tackles and a sack. Along with Wright, Pendleton, who also contributed a sack, McCarthy and Kelly each had one tackle for loss, which resulted in a total of 20 lost yards for the defensive front.

More on the Defense: Coming into Saturday's game, the UNH offense was averaging 357.0 yards of total offense per game and was a week removed from a 385-yard, 5-TD performance from freshman quarterback Ricky Santos. Against the Tribe however, the Wildcats managed only 226 total yards, and Santos threw for just 103 yards.

The performance marked a vast improvement from the Tribe's first game in which W&M allowed 575 total yards and 49 points to Division I-A North Carolina, and it was the fewest yards W&M has surrendered since yielding 141 in the 2001 season-opener at Massachusetts, a 31-10 victory, and the fewest allowed

since a 44-6 win over Rhode Island on Nov. 9, 2002.

Here are a few more defensive highlights from Saturday:

- After yielding 321 rushing yards in its season-opener at UNC, the Tribe defense held UNH to 123 yards on the ground and an average of only 2.9 yards per rushing attempt.
- The 103 passing yards were the fewest allowed since W&M held Rhode Island to 77 in a 37-24 Tribe victory on Oct. 25th last season. Of the 103 total passing yards, W&M yielded only 31 in the second half.
- The 123 rushing yards were the fewest allowed since W&M held Indiana to 103 in the 2001 season-opening loss in Bloomington.
- After giving up five first downs and 74 total yards in the opening quarter, the W&M defense held UNH to three first downs and 57 total yards in the second and third quarters combined.
- The Tribe surrendered 78 yards and a touchdown on the Wildcats' opening possession, before holding UNH scoreless for the rest of the game and limiting the Wildcats to 148 total yards in that span.
- W&M forced the Wildcats to go three-and-out four times in the game, three of which came on UNH's first four possession of the second half. The defense also held on three consecutive plays after a W&M turnover on its own 27-yard line, which resulted in a missed field goal from 41 yards.
- The W&M defense allowed UNH into Tribe territory only twice in the second half, which came on the Wildcats' final two possessions and resulted in a missed field goal and turnover on downs.

When it Counts: Junior defensive lineman Jonas Watson took part in only two plays against UNH, but made the very most of his opportunities. Watson came in for what became the final two defensive plays of the game, stopping a UNH screen pass with James Miller on third-and-10, then he and Travis McLaurin pulled down Santos from behind on fourth-and-seven, after the rookie quarterback attempted to run for the first down.

All in a day's work: Junior linebacker Chris Ndubueze recorded a team and career-high 16 tackles in the win over UNH.



Ndubueze made 10 solo stops on the rain-soaked afternoon. His previous career-best was 11, which came against Hofstra last season. He now has four double-digit tackle games to his credit.

Take It Away: The Tribe defense forced four turnovers in the season-opening loss at North Carolina on Sept. 4, which was the first time W&M recorded four turnovers in a game since a season-opening loss at Division I-A Indiana in 2002. At UNC, even more important was the timing of a couple of the turnovers.

Travis McLaurin recovered a fumble on the Tar Heels' opening possession after a 25-yard pass completion, while corner Alan Wheeling forced a fumble at the W&M 1-yard line, saving what appeared to be a 48-yard UNC TD run.

The other two turnovers came on Cason's forced fumble and defensive lineman Wade Harrell's third career interception. Harrell tipped an attempted screen pass, corralled it and rumbled 37 yards to the UNC 2-yard line, which set up a 21-yard FG and 24-14 halftime lead.

A Tradition of QBs: With **Lang Campbell** earning third-team all-conference honors in 2003, it marked the sixth consecutive season that a W&M quarterback earned all-conference recognition of some kind. In fact, a Tribe signal caller has garnered all-conference accolades in 10 of the 12 seasons that W&M has been in the Atlantic 10.

Preseason All-Conference Awards: All-American candidate **Lang Campbell**, linebacker **Travis McLaurin** and tight end **Adam Bratton** all earned preseason first team All-Atlantic 10 honors, while specialists **Greg Kuehn** and **Mike Mesi** each garnered second-team honors.

Campbell, a co-captain, led the league in passing yards per game (229.6) and pass efficiency (152.1) in 2003, en route to third team all-conference accolades. McLaurin was also a third-team A-10 selection last year, after making 120 tackles and recording three sacks, an interception and a fumble recovery. Bratton saw action in all 10 games last season, making six starts, and caught seven passes for 77 yards.

Kuehn, a two-time all-conference performer, has led the Tribe in scoring each of the last two seasons, while Mesi

averaged 41.2 yards per punt last season and had 14 kicks downed inside the opposition's 20-yard line, which earned him second team all-conference status.

No Flags on the Play: Discipline is certainly one trademark of Laycock's program, and 203 was no different as W&M was the least penalized team in the A-10 (50) and yielded the fewest penalty yards among conference schools (40.6 yards per game, 406 total penalty yards).

The 2004 season has started off in much of the same fashion, as W&M ranks third in the league in penalty yards per game (47.5).

Double Vision: The W&M football roster features two sets of identical twins in **Trevor** and **Travis McLaurin** and **Corey** and **Craig Patterson**. Trevor McLaurin wears No. 52 and plays middle linebacker, while brother Travis sports jersey number 23 and plays tailback. Craig (No. 5) and Corey Patterson (No. 6) are both defensive backs.

A-10 vs. Division I-A: In addition to W&M's Sept. 4 battle in Chapel Hill, there are a conference-record tying eight games in 2004 featuring A-10 teams against I-A opponents. Atlantic 10 teams entered the 2004 campaign looking to knock off a I-A team for the third consecutive season, a feat that was accomplished for the first time since the 1998-2000 seasons, with New Hampshire's 35-24 win at Rutgers on Sept. 11.

Last year, two A-10 teams knocked off I-A opponents, as Delaware defeated Navy (21-17) and Villanova downed Temple (23-20, 2 OT). That feat was once again accomplished this season, as Maine downed Mississippi State 9-7 on Saturday.

Here is a list of the A10 vs. Division I-A in 2004:

Date	Match up/Result
9/4	UNC 49, W&M 38
9/4	N.C. State 42, Richmond 0
9/11	UNH 35, Rutgers 24
9/11	Navy 28, Northeastern 24
9/18	Maine 9, Miss. State 7
9/25	JMU at West Virginia
10/2	UMass at Boston College
10/30	Delaware at Navy

CAMPBELL/SMITH/KUEHN CAREER WATCH

W&M Career Passing Yards

1. 9,805 Dave Corley, Jr. 1999-02
2. 8,249 Stan Yagiello 1981-85
3. 7,295 Mike Cook 1995-98
4. 7,025 Chris Hake 1988-91
5. 5,705 Shawn Knight 1991-94
6. 4,536 Chris Garrity 1979-81
7. 4,019 Tom Rozantz 1975-78
8. 3,361 Dan Darragh 1965-67
9. 3,087 Dave Murphy 1980-83
10. **2,976 Lang Campbell 2001-**

W&M Career Total Offense Yards

1. 10,948 Dave Corley, Jr. 1999-02
 2. 8,168 Stan Yagiello 1981-85
 3. 7,245 Mike Cook 1995-98
 4. 7,058 Chris Hake 1988-91
 5. 6,408 Shawn Knight 1991-94
 6. 5,385 Tom Rozantz 1975-78
 7. 4,589 Bill Deery 1972-74
 8. 4,320 Chris Garrity 1979-81
 9. 3,749 Derek Fitzgerald 1992-95
 10. 3,707 Dan Darragh 1965-67
- (Campbell - 3,142 career total offense)

W&M Career Passing Touchdowns

1. 73 Dave Corley, Jr. 1999-02
2. 62 Mike Cook 1995-98
3. 51 Stan Yagiello 1982-85
4. 46 Shawn Knight 1991-94
5. 43 Chris Hake 1988-91
6. 36 Buddy Lex 1946-49
7. 30 Dan Darragh 1965-67
8. 27 Chris Garrity 1979-81
9. **26 Lang Campbell 2001-**
10. 25 John Brosnahan 1985-88

W&M Career Rushing Yards

1. 3,744 Derek Fitzgerald 1992-95
 2. 3,543 Robert Green 1988-90
 3. 2,949 Troy Keen 1992-95
 4. 2,750 Alvin Porch 1994-97
 5. 2,534 Tyrone Shelton 1987-90
 6. 2,404 Jim Krus 1975-77
 7. 2,401 Bill Deery 1972-74
 8. 2,216 Hameen Ali, III 1997-00
 9. 2,171 Phil Mosser 1970-71
 10. 2,135 Michael Clemons 1983-86
- (Smith - 1,847 career rushing yds)

Atlantic 10 Career Field Goals

1. 48 Brian Shallcross, W&M 1994-97
 2. 46 Brett Sterba, W&M 1997-00
 3. 44 Brandon Hanes, NU 1994-97
 4. 41 Rob Courter, UR 1987-90
 5. 39 John Coursey, JMU 1993-96
 6. 38 Casey Hannon, VU 1998-01
 6. 38 Matt Walker, URI 1995-98
 8. 36 Domingo Carlos, UC 1981-83
 9. 35 Todd Jagoutz, Maine 1997-00
 10. 34 Mark Kiefer, VU 1994-97
- (Kuehn - 31 career field goals)

William and Mary Football ALPHABETICAL ROSTER

No.	Name	Cl.	Pos.	Ht.	Wt.	High School	Hometown
36	Allen, Kevin	Fr.	WR/DB	6-3	187	Highland Springs	Richmond, VA
64	Bowles, Jason	RF	DL	6-3	240	Phoebus	Hampton, VA
40	Bratton, Adam	Jr.	TE	6-4	250	Montoursville	Montoursville, PA
9	Brooks, Elijah	So.	TB	5-9	205	DeMatha	Largo, MD
42	Brown, Jerrett	Fr.	RB/DB	6-0	185	Hopewell	Hopewell, VA
84	Burrow, Brandon	RF	DB	5-9	175	Colonial Heights	Colonial Heights, VA
12	Campbell, Lang	Sr.	QB	6-3	205	Handley	Winchester, VA
22	Cason, Stephen	Jr.	DB	6-0	202	James River	Richmond, VA
67	Cochran, Brent	RF	OL	6-4	280	South Lakes	Reston, VA
32	Coley, Delmus	So.	RB	5-9	195	Floyd Kellam	Virginia Beach, VA
37	Cox, Derek	Fr.	WR/DB	6-1	165	J.H. Rose	Winterville, NC
41	Cramer, Alex	RF	DB	5-11	180	Frank W. Cox	Virginia Beach, VA
15	Davis, Corey	So.	QB	6-1	190	Deep Creek	Chesapeake, VA
81	Ely, Mark	RF	WR	5-11	180	Unionville	Kennett Square, PA
43	Faha, Chris	Jr.	FB	6-2	210	Good Counsel	Silver Springs, MD
62	Falbo, Graham	RF	OL	6-0	240	Westfield	Centreville, VA
79	Grant, Michael	Fr.	OL/DL	6-5	270	Notre Dame	Wrightstown, NJ
75	Grenz, Michael	Jr.	OL	6-3	282	Wayne Hills	Wayne, NJ
95	Griffin, Jr., Jerome	Jr.	DL	6-3	240	Crestwood	Sumter, SC
76	Haley, Michael	Fr.	OL/DL	6-1	240	Great Bridge	Chesapeake, VA
51	Harrell, Wade	Sr.	DL	6-3	240	Smithfield	Smithfield, VA
53	Hiteshaw, Luke	Fr.	OL/DL	6-1	265	Mount St. Joseph	Baltimore, MD
28	Holmes, DeBrian	Fr.	RB/DB	5-10	180	Woodside	Fort Eustis, VA
88	Holston, Nathan	So.	WR	6-0	190	Monacan	Richmond, VA
48	Horvath, Ryan	RF	FB	6-1	220	Midlothian	Midlothian, VA
80	Houff, David	Fr.	RB/LB	6-1	195	Blacksburg	Blacksburg, VA
17	Jackson, Paris	RF	WR	6-1	200	Westfield	Centreville, VA
92	Jones, Ryan	RF	DL	6-3	240	Blacksburg	Blacksburg, VA
96	Kelly, Justin	Sr.	DL	6-2	260	Lafayette	Williamsburg, VA
45	Kimber, Chris	Jr.	DB	6-2	212	Watkins Mill	Gaithersburg, MD
25	Kuehn, Greg	Jr.	PK	6-3	200	Potomac Falls	Potomac Falls, VA
61	Larkins, Josh	Fr.	OL/DL	6-1	285	Toms River North	Toms River, NJ
63	Lumm, Ryan	Jr.	OL	6-3	270	Santa Margarita	Mission Viejo, CA
33	Lustig, Josh	Sr.	WR	5-9	175	Cathedral Prep	Erie, PA
86	Mack, Elliott	Fr.	WR/DB	5-11	185	Delbarton	Irvington, NJ
66	Maddux, Mark	Fr.	OL/DL	6-2	260	Benedictine	Midlothian, VA
16	Marianacci, Joe	Fr.	WR/DB	6-1	180	Wyoming Area	West Pittston, PA
56	Mazur, Danny	RF	LB	6-0	217	Middleton	Middleton, WI
99	McCarthy, Mike	Sr.	DL	6-3	270	Cumberland Valley	Mechanicsburg, PA
52	McLaurin, Travis	Jr.	LB	5-11	240	Thomas McKean	Wilmington, DE
23	McLaurin, Trevor	So.	RB	5-11	225	Thomas McKean	Wilmington, DE
13	Mesi, Mike	Sr.	P	6-0	195	Monmouth Regional	Eatontown, NJ
21	Miller, James	Jr.	DB	6-1	195	Lake Taylor	Norfolk, VA
87	Mitchell, Trey	Fr.	PK	5-10	165	Radford	Radford, VA
68	Morris, Cody	So.	OL	6-4	285	Hazelton Area	Jeansville, PA
4	Muldrow, Leonard	So.	LB	5-9	180	Ocean Lakes	Virginia Beach, VA
59	Mulloy, Patrick	Jr.	OL	6-4	300	Salesianum	West Chester, PA
82	Muro, Evan	Fr.	OL/DL	6-6	235	Warwick	Newport News, VA
54	Ndubueze, Chris	Jr.	LB	6-1	237	DeMatha	Lanham, MD

No.	Name	Cl.	Pos.	Ht.	Wt.	High School	Hometown
57	Neely, Brian	So.	OL	6-4	290	Lee Davis	Mechanicsville, VA
27	Nicholas, Joe	RF	WR	6-3	205	Hazelton Area	Sugarloaf, PA
55	Nickell, Ryan	So.	LB	6-2	210	Tabb	Yorktown, VA
90	O'Brien, Eric	Fr.	OL/DL	6-2	250	Delone Catholic	Abbottstown, PA
97	O'Connor, Adam	Jr.	DL	6-7	275	Ragsdale	Greensboro, NC
39	O'Neil, T.J.	RF	LB	6-1	220	Tabor Academy	Duxbury, MA
72	Oliver, Justin	RF	OL	6-4	295	Gettysburg	Fairfield, PA
46	Otey, Matt	RF	RB	5-11	220	Hershey	Hershey, PA
38	Page, David	RF	DB	5-9	180	Cardinal Mooney	Sarasota, FL
26	Parrott, LeVince	So.	FB	5-10	215	Lafayette	Williamsburg, VA
6	Patterson, Corey	Sr.	DB	5-11	190	New Kent	New Kent, VA
5	Patterson, Craig	Sr.	DB	5-11	202	New Kent	New Kent, VA
58	Pendleton, Larry	Jr.	DL	6-3	285	Booker T. Washington	Norfolk, VA
98	Phillips, Brett	Fr.	WR	6-2	185	Seattle Prep	Seattle, WA
18	Phillips, Jacob	Fr.	QB	6-3	195	Bath County	Warm Springs, VA
19	Pitts, Jr., John	Sr.	WR	6-3	215	East Forsyth	Kernersville, NC
10	Potts, Michael	RF	QB	6-4	215	Middletown	Middletown, DE
91	Pritchard, Blair	So.	K	5-11	209	Atlee	Mechanicsville, VA
74	Pugh, Brandon	RF	DL	6-3	225	Indian River	Chesapeake, VA
50	Reyher, Todd	Fr.	LB/RB	6-0	205	Lafayette	Williamsburg, VA
65	Ridjaneck, Matt	Jr.	OL	6-5	265	Center	Monaca, PA
24	Riley, Richard	So.	DB	6-1	175	Gaithersburg	Gaithersburg, MD
44	Rutter, Josh	Fr.	LB	6-2	210	Francis Scott Key	Union Bridge, MD
70	Shafraan, Jonathan	Fr.	OL/DL	6-3	270	Langley	Great Falls, VA
35	Shaw, Jonathan	Jr.	DB	6-0	190	Lake Brantley	Altamonte Springs, FL
47	Shepherd, Marcus	RF	LB	5-11	200	Parkdale	Landover, MD
60	Skibinski, Ryan	Fr.	OL/DL	6-1	250	Jefferson Forest	Lynchburg, VA
31	Slye, Cedric	So.	DB	5-10	182	St. John's	Washington, D.C.
2	Smith, Jon	Sr.	RB	6-1	220	Country Day	Cincinnati, OH
98	Spencer, Christopher	Fr.	RB/DB	5-7	155	Mt. Vernon	Alexandria, VA
71	Stewart, Brad	RF	OL	6-3	280	Bethel Park	Bethel Park, PA
29	Stout, Zachary	So.	DB	5-10	185	Lee Davis	Mechanicsville, VA
14	Taylor, Christian	So.	QB	6-4	210	Grafton	Yorktown, VA
11	Taylor, John	So.	WR	6-3	210	St. Albans	Washington, D.C.
49	Thomas, Jeff	Fr.	LB/RB	6-1	225	Lee Davis	Mechanicsville, VA
3	Thompson, Dominique	Sr.	WR	6-1	190	Riverside	Durham, NC
89	Tomon, Cody	Fr.	WR/DB	6-0	185	St. Ignatius	Bricksville, OH
85	Trinkle, Matt	So.	TE	6-5	249	Allentown C. Catholic	Whitehall, PA
83	Troester, Jordan	So.	TE	6-3	225	New Kent	Providence Forge, VA
69	Turner, William	RF	LB	6-1	220	Franklin County	Wirtz, VA
30	Viola, Tony	RF	RB	6-1	230	Stonewall Jackson	Broadway, VA
93	Watson, Jonas	Jr.	DL	6-2	240	Bethel	Hampton, VA
34	Wheeler, Thad	Jr.	LB	6-1	215	Sequoyah	Canton, GA
8	Wheeling, Alan	So.	DB	5-9	170	Pulaski County	Dublin, VA
77	Williamson, Brian	So.	DL	6-4	240	Whiteville	Nakina, NC
78	Witham, Matthew	Sr.	OL	6-6	330	Tatnall School	Newark, DE
94	Wright, Josh	So.	DL	6-2	235	Amherst County	Madison Heights, VA

William and Mary Pronunciation Guide

Chris Faha - FAY	Mike Mesi - ME-see	Jordan Troester - TRO-ster
Greg Kuehn - KEEN	Chris Ndubueze - N-do-bwee-zee	Tony Viola - VEE-ola
Joe Marianacci - mary-uh-notch-ee	Matt Otey - O-tay	Matthew Witham - WITH-um
Danny Mazur - MAH-zer	Cody Tomon - TAH-mon	

WILLIAM AND MARY FOOTBALL NUMERICAL ROSTER

2	Smith, John.....	RB	37	Cox, Derek.....	WR/DB	70	Shafran, Jonathan.....	OL/DL
3	Thompson, Dominique.....	WR	38	Page, David.....	DB	71	Stewart, Brad.....	OL
4	Muldrow, Leonard.....	LB	39	O'Neill, T.J.....	LB	72	Oliver, Justin.....	OL
5	Patterson, Craig.....	DB	40	Bratton, Adam.....	TE	74	Pugh, Brandon.....	DL
6	Patterson, Cory.....	DB	41	Cramer, Alex.....	DB	75	Grenz, Michael.....	OL
8	Wheeling, Alan.....	DB	42	Brown, Jerrett.....	RB/DB	76	Haley, Michael.....	OL/DL
9	Brooks, Elijah.....	TB	43	Faha, Chris.....	FB	77	Williamson, Brian.....	DL
10	Potts, Michael.....	QB	44	Rutter, Josh.....	LB	78	Witham, Matthew.....	OL
11	Taylor, John.....	WR	45	Kimber, Chris.....	DB	79	Grant, Michael.....	OL/DL
12	Campbell, Lang.....	QB	46	Otey, Matt.....	RB	80	Houff, David.....	RB/LB
13	Mesi, Mike.....	P	47	Shepherd, Marcus.....	LB	81	Ely, Mark.....	WR
14	Taylor, Christian.....	WR	48	Horvath, Ryan.....	FB	82	Muro, Evan.....	OL/DL
15	Davis, Corey.....	QB	49	Thomas, Jeff.....	LB/RB	83	Troester, Jordan.....	TE
16	Marianacci, Joe.....	WR	50	Reyher, Todd.....	LB/RB	84	Burrow, Brandon.....	DB
17	Jackson, Paris.....	WR	51	Harrell, Wade.....	DL	85	Trinkle, Matt.....	TE
18	Phillips, Jacob.....	QB	52	McLaurin, Travis.....	LB	86	Mack, Elliott.....	WR/DB
19	Pitts, John.....	WR	53	Hiteshew, Luke.....	OL/DL	87	Mitchell, Trey.....	PK
21	Miller, James.....	DB	54	Ndubueze, Chris.....	LB	88	Holston, Nathan.....	WR
22	Cason, Stephen.....	DB	55	Nickell, Ryan.....	LB	89	Tomon, Cody.....	WR/DB
23	McLaurin, Trevor.....	RB	56	Mazur, Danny.....	LB	90	O'Brien, Eric.....	OL/DL
24	Riley, Richard.....	DB	57	Neely, Brian.....	OL	91	Pritchard, Blair.....	K
25	Kuehn, Greg.....	PK	58	Pendleton, Larry.....	DL	92	Jones, Ryan.....	DL
26	Parrott, LeVince.....	FB	59	Mulloy, Patrick.....	OL	93	Watson, Jonas.....	DL
27	Nicholas, Joe.....	WR	60	Skibinski, Ryan.....	OL/DL	94	Wright, Josh.....	DL
28	Holmes, DeBrian.....	WR	61	Larkins, Josh.....	OL/DL	95	Griffin, Jerome.....	DL
29	Stout, Zachary.....	DB	62	Falbo, Graham.....	OL	96	Kelly, Justin.....	DL
30	Viola, Tony.....	RB	63	Lumm, Ryan.....	OL	97	O'Connor, Adam.....	DL
31	Slye, Cedric.....	DB	64	Bowles, Jason.....	DL	98	Spence, Christopher.....	RB/DB
32	Coley, Delmus.....	RB	65	Ridjaneck, Matt.....	OL	98a	Phillips, Brett.....	WR
33	Lustig, Josh.....	WR	66	Maddux, Mark.....	OL/DL	99	McCarthy, Mike.....	DL
34	Wheeler, Thad.....	LB	67	Cochran, Brent.....	OL			
35	Shaw, Jonathan.....	DB	68	Morris, Cody.....	OL			
36	Allen, Kevin.....	DB	69	Turner, William.....	LB			

WILLIAM AND MARY FOOTBALL 2004 GAME-BY-GAME STARTERS

	<u>UNC</u>	<u>UNH</u>	<u>VMI</u>	<u>Northeastern</u>	<u>Liberty</u>	<u>URI</u>	<u>Delaware</u>	<u>Towson</u>	<u>Villanova</u>	<u>IMU</u>	<u>Richmond</u>
QB	Campbell	Campbell									
TB	Smith	Smith									
FB	Trinkle*	Nicholas^									
WR	Lustig	Lustig									
WR	Thompson	Thompson									
TE	Bratton	Bratton									
LT	Witham	Witham									
LG	Lumm	Lumm									
C	Mulloy	Mulloy									
RG	Morris	Morris									
RT	Grenz	Grenz									
DE	Watson	Wright									
DE	O'Connor	O'Connor									
DT	McCarthy	McCarthy									
DT	Kelly	Kelly									
LB	Ndubueze	Ndubueze									
LB	McLaurin	McLaurin									
LB	Nickell	Nickell									
S	Shaw	Shaw									
S	Miller	Miller									
CB	Wheeling	Wheeling									
CB	Riley	Riley									

*Started with two tight ends and no FB. ^Started with 3 receivers and no FB.

THE LAST TIME IT HAPPENED...

TEAM

Shut out an opponent.....34-0, at VMI, 9/8/01
 Was shut out.....0-14, at Delaware, 11/1/97
 Consecutive shutouts.....at NU (32-0), at UNH (39-0), 1995
 Scored 90+ points.....95-0, vs. Bridgewater, 1931
 Scored 80-89 points.....81-0, vs. Bridgewater, 1930
 Scored 70-79 points.....77-0, vs. Bridgewater, 1932
 Scored 60-69 points.....62-31, vs. VMI, 9/14/02
 Scored 50-59 points.....59-21, vs. Richmond, 11/22/03
 Consecutive 50+ games...at N' eastern (53), vs. Nova (51), 1993
 Consecutive 40+ games...vs. VMI (62), vs. Delaware (45), 2002
 Passed for 400+ yards.....426, vs. N' Eastern, 10/28/00
Passed for 300-399 yards.....322, at UNC, 9/4/04
 Passed for 200-299 yards.....222, vs. Richmond, 11/15/03
 Rushed for 400+ yards.....433, vs. Villanova, 10/23/99
 Rushed for 300-399 yards.....353, at VMI, 10/23/99
 Rushed for 200-299 yards.....268, vs. UNH, 11/15/03
 Rushed/Passed for 200+ yards.....vs. UNH, 11/15/03
 (268 rush, 276 pass)
 Had 600+ yards of total offense.....609, vs. VMI, 9/14/02
 Had 500-599 yards of total offense.....558, vs. UNH, 11/15/03
 Had two players rush for 100 yards.....vs. URI, 10/7/95
 Troy Keen (158) and Derek Fitzgerald (140)
 Held opp. under 50 rush yards.....41, vs. N' eastern, 10/28/00
 Held opp. under 50 pass yards.....44, vs. URI, 11/9/02
 Held opp. under 100 yard total offense..82, at Bucknell, 9/21/96
 Allowed 600+ yards of total offense.....638, at WMU, 9/6/03
Allowed 500-599 yards total offense.....575, at UNC, 9/4/04
 Was held under 50 rush yards.....48, at UMass, 10/11/03
 Was held under 50 pass yards.....30, vs. Boston, 9/19/92
 Was held under 100 yards total offense.....None post 1981
 Blocked a punt.....at Hofstra, 10/12/02
 Blocked a field goal.....vs. Hofstra, 43-yard att., 11/1/03
 Returned a blocked punt for TD.....at URI, 12 yds, 9/7/96
Had a punt blocked.....at UNC, 9/4/04
 Had a blocked punt returned for TD.....vs. Villanova, 11/11/00
 Returned a punt for TD.....at Richmond, 69 yds, 11/22/03
 Returned a kickoff for TD.....at N' eastern, 96 yds, 9/16/95
 Returned an interception for TD.....at UR, 77 yds, 11/22/03
 Returned a fumble for TD.....at URI, 0 yds, 10/25/03
 Had a punt returned for TD.....vs. JMU, 70 yds, 10/18/03
 Had a kickoff returned for TD.....at URI, 93 yds, 10/25/03
 Had an int. returned for TD.....vs. N' eastern, 21 yds, 10/26/96
 Had a fumble returned for TD.....vs. JMU, 46 yds, 10/11/97
 Recorded a safety.....at N' eastern, 10/9/97
 Surrendered a safety.....at N' eastern, 9/20/03
 Scored a defensive TD.....at Richmond, 11/22/03
 Scored a special teams TD.....at Richmond, 11/22/03
 Scored defensive and special teams TD.....at UR, 11/21/03
 Won in overtime.....48-41, vs. Villanova, 11/11/00
 Lost in overtime.....31-34, at JMU, 11/16/02

INDIVIDUAL

Passed for 400+ yds.....426, D. Corley vs. N' eastern, 10/28/00
Passed for 300-399 yds....322, L. Campbell, at UNC, 9/4/04
 Passed for 200-299 yds...222, L. Campbell, at UR, 11/22/03
 Passed for 6 TDs.....S. Knight, vs. Maine, 11/6/93
 Passed for 5 TDs.....None
 Passed for 4 TDs.....D. Corley, vs. VU, 10/9/99
 Passed for 3 TDs.....L. Campbell, vs. UNH, 11/15/03
Passed for 2 TDs.....L. Campbell, at UNC, 9/4/04
 Completed 30+ passes.....30, M. Cook, vs. UNH, 10/18/98
Completed 20-29 passes....23, L. Campbell, at UNC, 9/4/04
 QB pass/rush for 100 yds.....D. Corley, at VU, 11/11/00
 (247 pass, 107 rush)
QB had 2 pass/2 rush TDs.....L. Campbell, at UNC, 9/4/04
 (2 pass, 2 rush)
 QB had pass and rush TDs.....L. Campbell, vs. VMI, 9/14/02
 (1 pass, 1 rush)
 Rushed for 200+ yards.....201, A. Porch, at UConn, 10/18/97
 Rushed for 150-199 yards....198, J. Smith, at UNH, 10/19/02
 Rushed for 100-149 yards...122, D. Coley, vs. UNH, 11/15/03
 Two players rush for 100 yards.....vs. URI, 10/7/95
 (Troy Keen (158) and Derek Fitzgerald (140))
 Had 30+ carries.....32, J. Smith, at UNH, 10/19/02
Had 20-29 carries.....23, J. Smith, at UNH, 9/18/04
 Rushed for 4 TDs.....Blocker-Bodley, vs. VMI, 10/2/93
 Rushed for 3 TDs.....J. Smith, vs. VMI, 9/14/02
Rushed for 2 TDs.....L. Campbell, at UNC, 9/4/04
 Had 200+ yards rec.....240, D. Conklin, at VMI, 9/13/97
 Had 150-199 yds rec.....191, R. Musinski, at URI, 10/23/03
Had 100-149 yds rec.....112, J. Lustig, at UNC, 9/4/04
 Had 10+ receptions.....13, R. Musinski, at URI, 10/25/03
 Had 4 TD receptions.....V. Ragazzo, vs. WFU, 11/1/49
 Had 3 TD receptions....R. Musinski, at Delaware, 10/4/03
 Had 2 TD receptions.....R. Musinski, at URI, 10/25/03
 Ret. a KO for TD.....M. McCain, 96 yds, at N' eastern, 9/16/95
 Ret. a punt for TD.....M. Bobo, 69 yds, at UR, 11/21/03
 Ret. a blocked punt for TD.....S. McDermott, at URI, 9/7/96
 Blocked a FG.....B. Parker, 43-yard att., vs. Hofstra, 11/1/03
 Blocked a punt.....S. Cason, at Hofstra, 10/12/02
 Ret. a fumble for TD.....A. O'Connor, 0 yds, at URI, 10/25/03
 Ret. an INT for TD.....J. Miller, 77 yds, at UR, 11/21/03
 Made 4 FGs.....B. Sterba, vs. N' eastern, 10/28/01
Made 3 FGs.....G. Kuehn, at UNH, 9/18/04
 Kicked a 50+ FG.....51, G. Kuehn, vs. UD, 9/28/02
 Kicked a 40-49 FG.....45, G. Kuehn, at URI, 10/25/03
 2-point run.....L. Campbell, vs. Hofstra, 11/1/03
 2-point reception.....R. Musinski, vs. Hofstra, 11/1/03

Bold - Occurred this season.

2004 WILLIAM AND MARY SINGLE GAME HIGHS

INDIVIDUAL GAME HIGHS

Pass Attempts: 41, L. Campbell at UNC, Sept. 4
Pass Completions: 23, L. Campbell at UNC, Sept. 4
Passing Yards: 322, L. Campbell at UNC, Sept. 4
Passing TDs: 2, L. Campbell at UNC, Sept. 4
Rushing Attempts: 23, J. Smith at UNH, Sept. 18
Rushing Yards: 63, J. Smith at UNH, Sept. 18
Rushing TDs: 2, L. Campbell at UNC, Sept. 4
Receptions: 6, J. Lustig & D. Thompson at UNC, Sept. 4
Receiving Yards: 112, J. Lustig at UNC, Sept. 4
Receiving TDs: 1, J. Lustig & D. Thompson at UNC, Sept. 4
Total Offensive Yards: 357, L. Campbell at UNC, Sept. 4
All-Purpose Yards: 247, J. Lustig at UNH, Sept. 4
Total Points: 12, L. Campbell at UNC, Sept. 4
Points Kicking: 9, G. Kuehn at UNH, Sept. 18
Points Rushing: 12, L. Campbell at UNC, Sept. 4
Points Receiving: 6, J. Lustig & D. Thompson at UNC, Sept. 4
Field Goals Made: 3, G. Kuehn at UNH, Sept. 18
Field Goals Attempted: 3, G. Kuehn at UNH, Sept. 18
PATs Attempted: 5, G. Kuehn at UNC, Sept. 4
PATs Made: 5, G. Kuehn at UNC, Sept. 4
Punts: 7, M. Mesi at UNH, Sept. 18
Punting Yards: 235, M. Mesi at UNH, Sept. 18
Punting Average: 38.3, M. Mesi at UNC, Sept. 4
Punt Returns: 1, J. Lustig at UNH, Sept. 18
Punt Return Yards: -1, J. Lustig at UNH, Sept. 18
Kickoff Returns: 6, J. Lustig at UNC, Sept. 4
Kickoff Return Yards: 135, J. Lustig at UNC, Sept. 4
Kickoff Return Average: 22.5, J. Lustig at UNC, Sept. 4
Interceptions: 1, W. Harrell at UNC, Sept. 4
Interception Yards: 37, W. Harrell at UNC, Sept. 4
Tackles: 16, C. Ndubueze at UNH, Sept. 18
Solo Tackles: 10, C. Ndubueze at UNH, Sept. 18
Tackles for loss: 2.5, R. Nickell at UNC, Sept. 4
Sacks: 1.0, J. Wright & L. Pendleton at UNH, Sept. 18
Pass Breakups: 1, J. Miller & S. Cason at UNC, Sept. 4,
 1, A. O'Connor at UNH, Sept. 18

TEAM GAME HIGHS

Pass Attempts: 41, at UNC, Sept. 4
Pass Completions: 23, at UNC, Sept. 4
Passing Yards: 322, at UNC, Sept. 4
Passing TDs: 2, at UNC, Sept. 4
Yards Per Pass: 14.0, at UNC, Sept. 4
Rushing Attempts: 48, at UNH, Sept. 18
Rushing Yards: 123, at UNH, Sept. 18
Rushing TDs: 3, at UNC, Sept. 4
Yards Per Rush: 3.9, at UNC, Sept. 4:
Total Yards: 442, at UNC, Sept. 4
Points Scored: 38, at UNC, Sept. 4
Touchdowns Scored: 5, at UNC, Sept. 4
Field Goals Made: 3, at UNH, Sept. 18
Field Goals Attempted: 3, at UNH, Sept. 18
PATs Attempted: 5, at UNC, Sept. 4
PATs Made: 5, at UNC, Sept. 4
Punts: 7, at UNC, Sept. 4 & at UNH, Sept. 18
Punting Yards: 230, at UNC, Sept. 4
Punting Average: 33.6, at UNH, Sept. 18
Punt Returns: 1, at UNH, Sept. 18
Punt Return Yards: -1, at UNH, Sept. 18
Kickoff Returns: 6, at UNC, Sept. 4
Kickoff Return Yards: 135, at UNC, Sept. 4
Kickoff Return Average: 22.5, at UNC, Sept. 4
Interceptions: 1, at UNC, Sept. 4
Interception Yards: 37, at UNC, Sept. 4
Forced Fumbles: 3, at UNC, Sept. 4
Fumble Return Yards: 33, at UNC, Sept. 4
Forced Turnovers: 4, at UNC, Sept. 4
Turnovers: 1, at UNH, Sept. 18
Sacks: 2, at UNH, Sept. 18
First Downs: 21, at UNC, Sept. 4
Third Down Conversion %: .400 (8-for-20), at UNH, Sept. 18
Fourth Down Conversion %: 1.000 (2-for-2), at UNH, Sept. 18
Penalties: 6, at UNH, Sept. 18
Penalty Yards: 50, at UNH, Sept. 18
Possession Time: 35:13, at UNH, Sept. 18

2004 WILLIAM AND MARY WEEKLY LEADERS

Opponent	Rushes	Rushing Yards	Receptions	Receiving Yards	Tackles	TFLs	Sacks
at UNC	9, Brooks, Smith	45, Brooks	6, Lustig, Thompson	112, Lustig	15, Miller	2.5, Nickell	0.5, Watson, O'Connor
at UNH	23, Smith	63, Smith	3, Lustig, Thompson	55, Thompson	16, Ndubueze	1.0, (6 players)	1.0, Wright, Pendleton
VMI							
NU							
at LU							
URI							
at UD							
at TU							
VU							
at JMU							
UR							

2004 OPPONENT SINGLE GAME HIGHS

INDIVIDUAL GAME HIGHS

Pass Attempts: 24, D. Durant (UNC), Sept. 4
Pass Completions: 14, D. Durant (UNC), Sept. 4
Passing Yards: 234, D. Durant (UNC), Sept. 4
Passing TDs: 2, D. Durant (UNC), Sept. 4
Rushing Attempts: 15, J. Lewis (UNC), Sept. 4
Rushing Yards: 133, R. McGill (UNC), Sept. 4
Rushing TDs: 3, R. McGill (UNC), Sept. 4
Receptions: 6, A. Bowman (UNC), Sept. 4
Receiving Yards: 65, J. Phillips (UNC), Sept. 4
Receiving TDs: 1, A. Bowman (UNC) & D. Mitchell (UNC), Sept. 4
Total Offensive Yards: 244, D. Durant (UNC), Sept. 4
 All Purpose Yards: 133, R. McGill (UNC), Sept. 4
Total Points: 18, R. McGill (UNC), Sept. 4
Points Kicking: 7, C. Barth (UNC), Sept. 4
Points Rushing: 18, R. McGill (UNC), Sept. 4
Points Receiving: 6, A. Bowman (UNC) & D. Mitchell (UNC), Sept. 4
Field Goals Made: n/a
Field Goals Attempted: 2, C. McCormack (UNH), Sept. 18
PATs Attempted: 7, C. Barth (UNC), Sept. 4
PATs Made: 7, C. Barth (UNC), Sept. 4
Punts: 2, D. Wooldridge (UNC), Sept. 4
Punting Yards: 84, D. Wooldridge (UNC), Sept. 4
Punting Average: 42.0, D. Wooldridge (UNC), Sept. 4
Punt Returns: 5, J. Pollack (UNC), Sept. 4
Punt Return Yards: 47, J. Pollack (UNC), Sept. 4
Kickoff Returns: 4, D. Bailey (UNH), Sept. 18
Kickoff Return Yards: 66, D. Bailey (UNH), Sept. 18
Kickoff Return Average: 22.0, D. Bailey (UNH), Sept. 18
Interceptions: n/a
Interception Yards: n/a
Tackles: 14, F. Sparkman (UNC), Sept. 4
Solo Tackles: 9, C. Graham (UNH), Sept. 18
Tackles for loss: 3.0, B. Flenory (UNH), Sept. 18
Sacks: 2.0, B. Flenory (UNH), Sept. 18
Pass Breakups: 2, M. Rutberg, (UNH), Sept. 18

TEAM GAME HIGHS

Pass Attempts: 24, UNC, Sept. 4
Pass Completions: 14, UNC, Sept. 4
Passing Yards: 234, UNC, Sept. 4
Passing TDs: 2, UNC, Sept. 4
Yards Per Pass: 16.7, UNC, Sept. 4
Rushing Attempts: 45, UNC, Sept. 4
Rushing Yards: 341, UNC, Sept. 4
Rushing TDs: 5, UNC, Sept. 4
Yards Per Rush: 7.6, UNC, Sept. 4
Total Yards: 575, UNC, Sept. 4
Points Scored: 49, UNC, Sept. 4
Touchdowns Scored: 7, UNC, Sept. 4
Field Goals Made: n/a
Field Goals Attempted: 2, UNH, Sept. 18
PATs Attempted: 7, UNC, Sept. 4
PATs Made: 7, UNC, Sept. 4
Punts: 7, UNH, Sept. 18
Punting Yards: 204, UNH, Sept. 18
Punting Average: 42.0, UNC, Sept. 4
Punt Returns: 7, UNC, Sept. 4 & UNH, Sept. 18
Punt Return Yards: 63, UNC, Sept. 4
Kickoff Returns: 5, UNC, Sept. 4
Kickoff Return Yards: 66, UNH, Sept. 18
Kickoff Return Average: 22.0, UNH, Sept. 18
Interceptions: n/a
Interception Yards: n/a
Forced Fumbles: n/a
Fumble Return Yards: n/a
Forced Turnovers: 1, UNH, Sept. 18
Turnovers: 4, UNC, Sept. 4
Sacks: 4, UNH, Sept. 18
First Downs: 23, UNC, Sept. 4
Third Down Conversion %: .833 (10-for-12), UNC, Sept. 4
Fourth Down Conversion %: .500 (1-2), UNH, Sept. 18
Penalties: 3, UNC, Sept. 4
Penalty Yards: 25, UNH, Sept. 18
Possession Time: 28:19, UNC, Sept. 4

W&M LONGEST PLAYS OF THE SEASON

Rushing: 21 yds, L. Campbell at UNH, Sept. 18
Rushing TD: 5 yds, L. Campbell at UNC, Sept. 4
Pass: 47 yds, L. Campbell to D. Thompson at UNH, Sept. 18
Passing TD: 46 yds, L. Campbell to J. Lustig at UNC, Sept. 4
Punt Return: -1 yds, J. Lustig at UNH, Sept. 18
Kickoff Return: 32 yds, J. Lustig at UNC, Sept. 4
INT Return: 37 yds, W. Harrell at UNC, Sept. 4
Punt: 44 yds, M. Mesi at UNC, Sept. 4
Field Goal: 35 yds, G. Kuehn at UNH, Sept. 18
Drive: 88 yds, 8 plays, 1:34, TD, at UNC, Sept. 4

OPPONENT LONGEST PLAYS OF THE SEASON

Rushing: 49 yds, R. McGill (UNC), Sept. 4
Rushing TD: 12 yds, J. Lewis (UNC), Sept. 4
Pass: 38 yds, D. Durant to J. Pollack (UNC), Sept. 4
Passing TD: 29 yds, D. Durant to D. Mitchell (UNC), Sept. 4
Punt Return: 21 yds, J. Pollack (UNC), Sept. 4
Kickoff Return: 32 yds, M. Mason (UNC), Sept. 4
INT Return: n/a
Punt: 44 yds, D. Wooldridge (UNC), Sept. 4
Field Goal: n/a
Drive: 95 yds, 14 plays, 5:37, TD, (UNC), Sept. 4

WILLIAM AND MARY SINGLE-GAME RECORDS

INDIVIDUAL RECORDS

SCORING

Most Points

36, Bill Palese vs. Bridgewater, 1931

Most Touchdowns

6, Bill Palese vs. Bridgewater, 1931

Most PATs

8, Terry Regan vs. Davidson, 1972

8, Greg Kuehn vs. VMI, 2002

Most Field Goals

4, Chris Dawson vs. Lehigh, 1992

4, Brian Shallcross vs. VU, 1995

4, Brett Sterba vs. Northeastern, 2000

TOTAL OFFENSE

Most Yards

454, David Corley vs. N'eastern, 2000

RUSHING

Rush Attempts

37, Wes Meeteer vs. Davidson, 1969

37, Troy Keen vs. Northeastern, 1994

37, Derek Fitzgerald vs. Penn, 1995

Rushing Yards

257, Phil Mosser vs. Ohio Wesl., 1970

PASSING

Pass Attempts

52, Mike Cook vs. UNH, 1998

Completions

35, Dave Murphy vs. Rutgers, 1983

Passing Yards

426, David Corley vs. N'eastern, 2000

Touchdown Passes

6, Shawn Knight vs. Maine, 1993

RECEIVING

Receptions

13, Rich Musinski vs. URI, 2003

13, Glen Bodnar vs. Colgate, 1984

Receiving Yards

240, Dave Conklin vs. VMI, 1997

TD Receptions

4, Vito Ragazzo vs. WFU, 1949

4, Corey Ludwig vs. Maine, 1993

SACKS

3.5, Luke Cullinane vs. VU, 1996

INTERCEPTIONS

4, Jack Bruce vs. Richmond, 1947

INDIVIDUAL LONG PLAYS

Rush from scrimmage

95 yds, John Truehart vs. Elon, 1934

Pass Completion

87 yds, Dan Henning to Tom Scott vs. Navy, 1961

Punt

77 yds, Russell Brown, 1972

77 yds, Joe Agee, 1975

77 yds, Jack Freeman, 1942

Punt Return

101 yds, Dale Worrall vs. Bridgewater, 1932

Kickoff Return

100 yds, Dick Pawlewicz vs. UVA, 1974

Run With Fumble

91 yds, Meb Davis vs. Columbia, 1926

Run with Interception

93 yds, Marvin Graham vs. Virginia Tech, 1946

Field Goal

53 yds, Steve Christie vs. ETSU, 1987

53 yds, Steve Christie vs. UVA, 1988

53 yds, Brett Sterba vs. Delaware, 2000

TEAM RECORDS

Most Points Scored

95, vs. Bridgewater, 1931

Most Points Allowed

93, by Delaware, 1915

Most Yards Gained

681, vs. Richmond, 1991

Most Plays

100, vs. Virginia Tech, 1971

Rushing Yards

453, vs. Ohio Wesleyan, 1970

433, vs. Villanova, 1993

419, vs. Delaware, 1973

417, vs. Richmond, 1974

413, vs. VMI, 1993

Pass Attempts

55, vs. Virginia Tech, 1971

Pass Completions

35, vs. Rutgers, 1983

Passing Yards

498, vs. VMI, 1997

426, vs. Northeastern, 2000

414, vs. Miami (Ohio), 1982

412, vs. JMU, 1985

403, vs. East Carolina, 1981

First Downs

36, vs. VMI, 1991

36, vs. VMI, 1993

Most Interceptions

6, vs. Wake Forest, 1947

Best Defense Against the Run

-39 yds, vs. Colgate, 1988

-39 yds, vs. Villanova, 1996

-11 yds, Quantico, 1967

-6 yds, vs. Villanova, 1993

Best Defense Against the Pass

9 yds, vs. UMass, 1995

9 yds, vs. East Carolina, 1980

9 yds, vs. Appalachian State, 1976

10 yds, vs. Furman, 1999

11 yds, vs. VMI, 1993

WILLIAM AND MARY ALL-TIME OFFENSIVE PERFORMANCES

Note: This is corrected information from page 82 of the William and Mary football media guide. Changes were made in all three categories.

Top Passing Performances

1. 426, Dave Corley vs. NU, 10/28/00
2. 406, Stan Yagiello vs. JMU, 9/28/95
3. 401, David Murphy at Marshall, 11/5/83
4. 399, Chris Garrity at ECU, 11/14/81
5. 385, Greg DeGennaro at Bucknell, 9/20/86
6. 383, Kenny Lambiotte vs. Colgate, 9/6/86
7. 381, Mike Cook at N. Iowa, 12/7/96*
8. 373, M. Cook vs. UNH, 10/24/98
9. 360, D. Murphy vs. Rutgers, 10/22/83
10. 352, M. Cook at Ga. Southern, 9/6/97
11. 346, D. Corley vs. VMI, 9/14/02
12. 345, Chris Hakel vs. Delaware, 9/14/91
- 345, S. Yagiello vs. Norfolk St., 9/14/85
14. 339, M. Cook vs. Hampton, 10/31/98
15. 329, C. Garrity vs. Richmond, 11/21/81
16. 326, D. Corley vs. Delaware, 9/28/02
17. 325, M. Cook vs. VMI, 9/14/96
- 325, C. Hakel at Virginia, 9/29/90
19. 324, C. Hakel at Lehigh, 11/2/91
- 324, C. Hakel at UNC, 10/5/91

Top Rushing Performances

1. 257, Phil Mosser at Ohio Wes., 10/3/70
2. 219, Derek Fitzgerald vs. Penn., 10/14/95
3. 201, Alvin Porch at UConn., 10/18/97
4. **198, Jon Smith at UNH, 10/19/02**
5. 189, D. Fitzgerald at NU, 9/16/95
- 189, D. Fitzgerald vs. Villanova, 10/23/93
7. 186, A. Porch vs. Boston, 9/27/97
8. 183, A. Porch vs. Delaware, 11/2/96
9. 181, Robert Green at Navy, 9/21/91
10. 180, R. Green at Citadel, 9/8/90
11. 177, Tyrone Shelton vs. ETSU, 11/4/89
- 177, Hameen Ali vs. Delaware, 10/10/98
13. 173, A. Porch vs. Richmond, 11/15/97
14. 172, Bill Bowman vs. WFU, 9/19/53
15. 171, Jim Kruis vs. Navy, 10/16/76
16. 170, Troy Keen at Furman, 9/17/94
17. 165, R. Green vs. VMI, 10/13/90
18. 164, T. Shelton at Furman, 11/3/90
- 164, Keith Fimian vs. Virginia, 9/18/76
20. 159, A. Porch vs. JMU, 10/11/97

Top Receiving Performances

1. 240, David Conklin at VMI, 9/13/97
2. 226, Mike Sutton at Marshall, 11/5/83
3. 211, Kurt Wrigley vs. UR, 11/21/81
4. 198, Ron Gilliam vs. JMU, 9/28/85
5. 195, Chris Rosier at UConn., 10/18/97
6. 194, Rich Musinski vs. Delaware, 9/28/02
7. 191, R. Musinski at URI, 10/25/03
8. 184, C. Rosier at Maine, 10/7/00
9. 183, Glenn Bodnar at Colgate, 11/10/84
10. 182, Dave Szydlik vs. JMU, 9/28/85
11. 168, C. Rosier at JMU, 10/28/00
12. 164, R. Musinski vs. UNH, 9/29/01
13. 162, D. Conklin vs. UConn., 11/14/98
14. 161, R. Musinski at UMass, 9/1/01
15. 158, Harry Mehre vs. Lehigh, 9/17/88
16. 157, Corey Ludwig at Delaware, 9/11/93
17. 154, C. Ludwig at Lehigh, 11/2/1991
18. 152, D. Conklin at N. Iowa, 12/7/96*
19. 151, R. Musinski at App. State, 12/1/01*
20. 150, C. Rosier at Hampton, 10/31/98

Most 200-yard Passing Games

- | | | |
|-----|------------------------|---------------------|
| 1. | 31 David Corley | 1998-2002 |
| 2. | 24 Chris Hakel | 1987-1991 |
| 3. | 22 Mike Cook | 1994-1998 |
| 4. | 20 Stan Yagiello | 1982-1985 |
| 5. | 13 Shawn Knight | 1990-1994 |
| 6. | 8 Lang Campbell | 2001-present |
| 7. | 7 Kenny Lambiotte | 1985-1986 |
| | 7 David Murphy | 1981-1983 |
| 9. | 6 Craig Argo | 1986-1989 |
| 10. | 4 Chris Garrity | 1979-1981 |

Most 100-yard Rushing Games

- | | | |
|-----|-----------------------|---------------------|
| 1. | 19 Derek Fitzgerald | 1991-1995 |
| 2. | 15 Robert Green | 1988-1991 |
| 3. | 14 Alvin Porch | 1993-1997 |
| 4. | 11 Jim Kruis | 1975-1977 |
| 5. | 10 Troy Keen | 1992-1995 |
| 6. | 9 Tyrone Shelton | 1987-1990 |
| 7. | 7 Michael Clemons | 1983-1986 |
| 8. | 5 Hameen Ali, III | 1996-2000 |
| 9. | 4 Jon Smith | 2000-present |
| | 4 Komlan Lonegran | 1998-2001 |
| 11. | 3 Delmus Coley | 2003-present |

Most 100-yard Receiving Games

- | | | |
|-----|------------------|-----------|
| 1. | 21 Rich Musinski | 1999-2003 |
| 2. | 12 David Conklin | 1995-1999 |
| 3. | 8 Chris Rosier | 1996-2000 |
| | 8 Mark Compher | 1987-1990 |
| 5. | 7 Josh Whipple | 1992-1996 |
| 6. | 6 Ron Gilliam | 1983-1985 |
| | 6 Corey Ludwig | 1989-1993 |
| 8. | 5 Terry Hammons | 1991-1995 |
| | 5 Mike Sutton | 1981-1983 |
| 10. | 4 Harry Mehre | 1985-1988 |
| | 4 Jeff Sanders | 1982-1984 |
| | 4 Dave Szydlik | 1984-1987 |
| | 4 Mike Tomlin | 1990-1994 |
| | 4 Kurt Wrigley | 1980-1982 |

WILLIAM AND MARY SEASON PERFORMANCES

Top Passing Performances

1. 322 Lang Campbell vs. UNC Sept. 4

Top Rushing Performances

- | | | |
|----|---------------------------|---------|
| 1. | 45 Elijah Brooks vs. UNC | Sept. 4 |
| 2. | 35 Lang Cambell vs. UNC | Sept. 4 |
| 3. | 24 Jon Smith vs. UNC | Sept. 4 |
| 4. | 13 Dom. Thompson vs. UNC | Sept. 4 |
| 5. | 4 Levince Parrott vs. UNC | Sept. 4 |
| 6. | 1 Trevor McLaurin vs. UNC | Sept. 4 |

Top Receiving Performances

- | | | |
|----|----------------------------|---------|
| 1. | 112 Josh Lustig vs. UNC | Sept. 4 |
| 2. | 83 Dom Thompson vs. UNC | Sept. 4 |
| 3. | 48 Joe Nicholas vs. UNC | Sept. 4 |
| 4. | 28 John Pitts vs. UNC | Sept. 4 |
| 5. | 18 Adam Bratton vs. UNC | Sept. 4 |
| 6. | 12 Trevor McLaurin vs. UNC | Sept. 4 |
| 7. | 10 Elijah Brooks vs. UNC | Sept. 4 |
| 8. | 6 Matt Trinkle vs. UNC | Sept. 4 |
| 9. | 5 Levince Parrott vs. UNC | Sept. 4 |

200-yard Passing Games

- | | |
|---------------|---|
| Lang Campbell | 1 |
|---------------|---|

100-yard Rushing Games

100-yard Receiving Games

- | | |
|-------------|---|
| Josh Lustig | 1 |
|-------------|---|

2004 WILLIAM AND MARY SCORING DRIVES/PLAYS

Opponent	Obtained	Plays	Yards	TOP	Result	Quarter	Play
North Carolina	Fumble	3	62	0:58	TD	First	Lustig 46-yard pass from Campbell
North Carolina	Kickoff	12	73	5:56	TD	First	Campbell 5-yard run
North Carolina	Fumble	4	4	1:40	TD	Second	Campbell 1-yard run
North Carolina	Interception	4	-2	1:37	FG	Second	Kuehn 21-yard field goal
North Carolina	Kickoff	10	80	4:22	TD	Third	Smith 2-yard run
North Carolina	Punt	8	88	1:34	TD	Fourth	Thompson 6-yard pass from Campbell
New Hampshire	Missed FG	13	67	5:12	FG	Second	Kuehn 27-yard field goal
New Hampshire	Punt	8	28	4:20	FG	Third	Kuehn 35-yard field goal
New Hampshire	Punt	10	64	4:34	FG	Fourth	Kuehn 21-yard field goal



Sophomore Josh Wright exalts after the Tribe's fourth-quarter defensive stand that preserved a 9-7 victory.

TRIBE FOOTBALL
HONOR ROLL

A-10 Offensive Player of the Week

Lang Campbell, Sr., QB - Sept. 5

I-AA.org Weekly All-Star

Lang Campbell, Sept. 5

Don Hansen National Offensive

Co-Player of the Week

Lang Campbell, Sept. 5

A-10 Special Teams Player of the Week

Greg Kuehn, Sept. 19

Atlantic 10 Preseason Honors

First Team Offense:

Lang Campbell, QB

Adam Bratton, TE

First Team Defense:

Travis McLaurin, LB

Second Team Specialists:

Michael Mesi, P

Greg Kuehn, PK

I-AA.org Preseason Honors

Honorable Mention All-America:

Lang Campbell, QB

Don Hansen's Football Gazette

I-AA Preseason Top 40:

William & Mary #38



Senior Josh Lustig escapes a tackle at UNH Saturday.

WILLIAM AND MARY IN THE "RED-ZONE"

Opponent	WM In Red Zone	WM TDs	WM FGs	WM FGs Missed	WM No Score	WM RZ Score %
North Carolina	5	4	1	0	0	100.0
New Hampshire	3	0	3	0	0	100.0
VMI						
Northeastern						
Liberty						
Rhode Island						
Delaware						
Towson						
Villanova						
James Madison						
Richmond						

Opponents in the Red-Zone

Opponent	Opp. In Red Zone	Opp. TDs	Opp. FGs	Opp. FGs Missed	Opp. No Score	Opp. RZ Score %
North Carolina	6	6	0	0	0	100.0
New Hampshire	2	1	0	1	1	.875
VMI						
Northeastern						
Liberty						
Rhode Island						
Delaware						
Towson						
Villanova						
James Madison						
Richmond						

2004 WILLIAM AND MARY GAME-BY-GAME RESULTS

UNC 49, W&M 38

CHAPEL HILL, NC (9/4/04) -- Despite career days from **Lang Campbell** and **Josh Lustig** and four first-half turnovers, the Tar Heels used three fourth-quarter TDs from Ronnie McGill to rally past the Tribe, 49-38, at Kenan Stadium.

Campbell had the Divison I-A North Carolina defense on its "heels" most of the afternoon, throwing for a career-high 322 yards and two TDs, including a 46-yard strike to Lustig to open the scoring. Lustig hauled in a career-best 112 yards on six catches. Campbell added a pair of rushing TDs in the first half and **Greg Kuehn** booted a 21-yard FG as time expired, as the Tribe built a 10-point halftime lead.

Stephen Cason and **Alan Wheeling** each forced a fumble in the first half, **Travis McLaurin** recovered two fumbles in the first half, including one he returned 33 yards and **Wade Harrell** returned his third-career interception 37 yards to set up Kuehn's FG, as W&M forced four turnovers in a game for the first time since 2002 (IU). **James Miller**, who also recovered a fumble, led the Tribe with 15 tackles.

Dominique Thompson, a NC native, caught six passes for 83 yards and a TD, while **Jon Smith** added a 2-yard TD run.

	1	2	3	4	Final
William and Mary	14	10	7	7	38
North Carolina	7	7	14	21	49

Scoring Summary

Qtr	Team	Score	Time
1st	W&M	Lustig 46 pass from Campbell (Kuehn kick)	12:29
	UNC	Lewis 12 run (Barth kick)	6:46
	W&M	Campbell 5 run (Kuehn kick)	0:50
2nd	UNC	Scott 8 run (Barth kick)	13:07
	W&M	Campbell 1 run (Kuehn kick)	7:35
	W&M	FG Kuehn 21	0:00
3rd	UNC	Bowman 19 pass from Durant (Barth kick)	11:49
	W&M	Smith 2 run (Kuehn kick)	7:27
	UNC	Mitchell 29 pass from Durant (Barth kick)	1:50
4th	UNC	McGill 4 run (Barth kick)	13:32
	UNC	McGill 10 run (Barth kick)	11:05
	UNC	McGill 7 run (Barth kick)	6:57
	W&M	Thompson 6 pass from Campbell (Kuehn kick)	0:00

	W&M	UNC
First Downs	21	23
Rushes - Yards	31-120	45-341
Att-Cmp-Int	41-23-0	24-14-1
Pass Yards	322	234
Total Offense	442	575
Total Plays	72	69
Fumbles - Lost	0-0	3-3
3rd Down Conv.	5-16	10-12
Penalties - Yards	5-45	3-20
Sacks by - Yards	1-1	0-0
Time of Possession	31:41	28:19

Rushing
W&M: Brooks 9-45, Campbell 6-35 (2 TD), Smith 9-24 (TD), Thompson 1-13, Parrott 1-4, McLaurin 5-1.
UNC: McGill 13-137 (3 TD), Lewis 15-125 (TD), Scott 11-76 (TD), Durant 6-13.

Passing
W&M: Campbell 23-41-0 322 (2 TD).
UNC: Durant 14-24-1 234 (2 TD)

Receiving
W&M: Lustig 6-112 (TD), Thompson 6-83 (TD), Nicholas 4-48, Pitts 2-28, Bratton 1-18, McLaurin 1-12, Brooks 1-10, Trinkle 1-6, Parrott 1-5.
UNC: Bowman 6-61 (TD), Phillips 3-65, Holley 2-35, Pollock 1-38, Mitchell 1-29 (TD), Hedgecock 1-6.

Defense
W&M: Miller 15 (8 solo, FR, BrUp), Tra. McLaurin 7 (2 FR), Cason 6 (FF, BrUp), Nickell 6 (2 TFL), O'Connor 3 (0.5 sack, 2 QH), Watson 3 (0.5 sack), Harrell (INT).

Attendance: 43,500

W&M 9, #10 UNH 7

DURHAM, NH (9/18/04) - All-conference kicker **Greg Kuehn** connected on field goals of 27, 35 and 21 yards and the Tribe defense held the Wildcats' high-powered offense in check, as W&M won its conference-opener, 9-7, over 10th-ranked New Hampshire at rained-soaked Cowell Stadium.

Playing in heavy rains from the remnants of Hurricane Ivan, W&M held UNH to 226 offensive yards, nearly 150 below its average, after yielding 575 yard to North Carolina two weeks prior. It was the fewest yards allowed by a W&M defense since yielding 141 to Massachusetts in the 2001 season-opener.

All-American candidate **Lang Campbell** and the Tribe offense were efficient in the treacherous conditions, as Campbell threw for 148 yards on 11 for 23 passing and ran for 42 yards on 14 attempts. With 148 passing yards, he moved into 10th place on the W&M career passing list. Senior Jon Smith churned out 63 yards on 23 carries.

Kuehn kicked three field goals for the fourth time in his career, with the last coming in a win over Rhode Island on Oct. 25, 2003.

Chris Ndebueze paced the defense with a career-high 16 tackles, including 10 solo stops. Junior **Larry Pendleton** tallied seven tackles and a sack, while sophomore **Josh Wright**, who made his first career start, also recorded a sack.

The win gave W&M its first victory over a ranked opponent since knocking off 15th-ranked Northeastern in Williamsburg on Oct. 26, 2002.

	1	2	3	4	Final
William and Mary	0	3	6	0	9
#10 New Hampshire	7	0	0	0	7

Scoring Summary

Qtr	Team	Score	Time
1st	UNH	Harvey 1 run (McCormack kick)	5:48
2nd	W&M	FG Kuehn 27	0:00
3rd	W&M	FG Kuehn 35	9:41
	W&M	FG Kuehn 21	3:06


	W&M	UNH
First Downs	13	13
Rushes - Yards	48-123	42-123
Att-Cmp-Int	23-11-0	21-12-0
Pass Yards	148	103
Total Offense	271	226
Total Plays	71	63
Fumbles - Lost	2-1	1-0
3rd Down Conv.	5-16	5-16
Penalties - Yards	6-50	2-25
Sacks by - Yards	2-17	4-18
Time of Possession	35:13	24:47

Rushing
W&M: Smith 23-63, Campbell 14-42, Brooks 4-10, McLaurin 3-9, Parrott 1-2, Thompson 1-(-1).
UNH: Harvey 28-75 (TD), Santos 9-35, McCoy 3-12, Bailey 2-1.


Passing
W&M: Campbell 23-11-0 148.
UNH: Santos 21-12-0 103.

Receiving
W&M: Thompson 3-55, Lustig 3-51, Pitts 2-20, Nicholas 1-9, Brooks 1-8, Trinkle 1-5.
UNH: Kreider 4-27, Williams 3-38, Diner 2-21, Ball 1-9, Bailey 1-5, Harvey 1-3.

Defense
W&M: Ndebueze 16 (10 solo). Miller 9 (5 solo), McLaurin 6 (4 solo, TFL), Riley 7 (TFL), McCarthy 7 (TFL), Pendleton 7 (sack), Kelly 5 (TFL), Wright 4 (sack).
Attendance: 3,512



Junior linebacker Travis McLaurin returns a fumble at North Carolina Sept. 4.



One of senior tailback Jon Smith's 23 carries at UNH Saturday.

WILLIAM AND MARY FOOTBALL HONORS CANDIDATES

LANG CAMPBELL

QB, Senior
Winchester, VA / Handley

Campbell, an All-American candidate, was a third team all-conference performer in 2003 and was named to the preseason First Team All-Atlantic 10 squad this year. Campbell earned A-10 Offensive Player of the Week honors for his efforts at UNC, where he completed 23 of 41 passes for a career-high 322 yards and two TD passes. In addition, Campbell added a pair of rushing TDs and was the Tribe's second-leading rusher with 35 yards on six carries. Please see page 3 for more on Lang Campbell.

Campbell's 2004 Statistics

Att-Comp-Int	Pct	Yds	TD	Lng	Avg/G	Eff
64-34-0	.531	470	2	47	235.0	138.2

TRAVIS McCLAURIN

LB, Junior
Wilmington, DE / Thomas McKean

McLaurin was a Third Team All-Atlantic 10 performer in 2003 after recording 120 total tackles, which ranked second on the team. A preseason first team all-conference selection, McLaurin was the Tribe's second-leading tackler at UNC, making seven stops. He also recovered two Tar Heel fumbles, including one he returned 33 yards to set up a Tribe TD. At UNH, he made eight tackles, including one for a loss.

McLaurin's 2004 Statistics

UA	AT	TT	TFL/Yds	TPG	Sacks	FR	Int
9	6	15	1/2	7.5	0.0	2	0

ADAM BRATTON

TE, Junior
Montoursville, PA / Montoursville

Bratton was named to the preseason first team all-conference squad and is poised for a breakout season after a solid spring game and off-season workouts. He caught seven passes for 77 yards in 2003. At UNC, Bratton got off on the right foot, catching one pass for 18 yards.

Bratton's 2004 Statistics

Rec	Yds	Avg	Lng	TD
1	18	18.0	18	0

GREG KUEHN

PK, Junior
Potomac Falls, VA / Potomac Falls

Kuehn is a two-time all-conference performer and has led the Tribe in scoring in each of the last two seasons. A preseason Second Team All-Atlantic 10 selection, Kuehn connected on a 21-yard field goal at UNC as time expired in the first half. At UNH, he provided all of W&M's scoring with field goals of 27, 35 and 21 yards. He leads the A-10 with a .800 field goal percentage.

Kuehn's 2004 Statistics

FGM	FGA	Pct	Lng	XPM	XMA	Pts
4	5	.800	35	5	5	17

ADAM O'CONNOR

DL, Junior
Greensboro, NC / Ragsdale

O'Connor was a standout performer last fall in his first season as a starter for the Tribe and is an all-conference candidate entering the 2004 campaign. An excellent pass rusher, O'Connor, along with teammate Jonas Watson, recorded the Tribe's first sack of the 2004 season at UNC. At UNH, O'Connor again provided a consistent pass rush and played a key role in holding UNH to 103 passing yards.

O'Connor's 2004 Statistics

UA	AT	TT	TFL/Yds	Sacks/Yds	QBH	FF
5	1	6	1.5/3	0.5/1	2	0

JAMES MILLER

DB, Junior
Norfolk, VA / Lake Taylor

Miller has evolved into one of the Tribe's top defensive contributors. He has recorded at least seven tackles in seven straight games, including a 15-tackle effort at UNC in the season-opener. He also broke up a pass and recovered a fumble against the Tar Heels. Against UNH, Miller was the Tribe's second-leading tackler with nine total stops. He is tied for second in the A-10, averaging 12.0 tackles per game.

Miller's 2004 Statistics

UA	AT	TT	TFL/Yds	TPG	Sacks	FR	Int
13	11	24	0/0	12.0	0.0	1	0

PATRICK MULLOY

OL, Junior
West Chester, PA / Salesianum

Mulloy has started most of the last two seasons and will anchor the offensive line at the center position. One of the top returning blockers in the league, Mulloy is the team's strongest lineman with 440 lb. bench press. After missing the first three games of 2003, Mulloy returned to start the final seven and played a major role in the offense's late-season surge. Mulloy, along with the rest of the offensive line, had a solid effort at UNC against a bigger Tar Hell defensive front, as the W&M o-line did not allow a sack.

MATTHEW WITHAM

OL, Senior
Newark, DE / Tatnall School

Witham is the Tribe's biggest offensive lineman and has started every game over the last two seasons (21). He participated in 605 snaps in 2003, the most on the offensive line. Witham was named the coaching staff's offensive player of the week for his efforts in the 59-21 win over Richmond in the season finale. Witham and the rest of the offensive line were key components of Campbell's outstanding performance at UNC. The o-line was again solid in terrible field conditions at UNH.

CHRIS NDUBUEZE

LB, Junior
Lanham, MD / DeMatha

Ndubueze was one of the Tribe's top defenders in 2003 and is emerging as a potential all-conference performer. He recorded a career-high 16 tackles in the Tribe's win at New Hampshire, including 10 solo stops. Ndubueze is the team's second-leading tackler with 19 stops on the year.

Ndubueze's 2004 Statistics

UA	AT	TT	TFL/Yds	TPG	Sacks	FR	Int
11	8	19	0/0	7.5	0.0	0	0

QUARTERBACK CLUB PLAYERS OF THE WEEK

For the Week of: Sept. 18, at NEW HAMPSHIRE

OFFENSE

CODY MORRIS, So., OL




Morris and the offensive line performed well in miserable conditions at New Hampshire Saturday, as W&M grounded out 271 yards of total offense in heavy rain and deteriorated field conditions. Morris has emerged as one of the Tribe's most consistent linemen since playing as a true freshman last season.

Previous Winners:

North Carolina - Sept. 4
Lang Campbell, Sr., Quarterback
23-41-0, 322 yds, 2 TD; 6 att., 35 yds, 2 TD

DEFENSE

CHRIS NDUBUEZE, Jr., LB




Ndubueze had an outstanding game against UNH, recording a career-high 16 tackles on the afternoon. He made 10 solo stops and played a key role in holding the Wildcat offense to just 226 total yards.

Previous Winners:

North Carolina - Sept. 4
James Miller, Jr. S
15 TT, 8 UT, FR, BrUP

SPECIAL TEAMS

GREG KUEHN, Jr., PK



Kuehn provided all of the Tribe's points on Saturday with his right leg, kicking field goals of 27, 35 and 21 yards to give W&M its first win over a ranked opponent since 2002. Even more impressive was the fact Kuehn was a perfect 3-for-3 on a chewed-up surface in heavy rains.

Previous Winners:

North Carolina - Sept. 4
Josh Lusitg, Sr. WR/KR
6 ret., 135 yds, 22.5 avg; 6 rec., 112 yds, TD

2004 William and Mary Football
William & Mary Combined Team Statistics (as of Sep 21, 2004)
All games

RECORD:	OVERALL	HOME	AWAY	NEUTRAL
ALL GAMES.....	(1-1-0)	(0-0-0)	(1-1-0)	(0-0-0)
CONFERENCE.....	(1-0-0)	(0-0-0)	(1-0-0)	(0-0-0)
NON-CONFERENCE.....	(0-1-0)	(0-0-0)	(0-1-0)	(0-0-0)

DATE	OPPONENT	W/L	SCORE	ATTEND
Sep 04, 2004	at North Carolina	L	38-49	43500
*Sep 18, 2004	at New Hampshire	W	9-7	3512

* denotes conference game

RUSHING	GP	Att	Gain	Loss	Net	Avg	TD	Long	Avg/G
Jon Smith	2	32	93	8	85	2.7	1	11	42.5
Lang Campbell	2	20	98	21	77	3.8	2	21	38.5
Elijah Brooks	2	13	55	0	55	4.2	0	12	27.5
Domin. Thompson	2	2	13	1	12	6.0	0	13	6.0
Trevor McLaurin	2	8	12	2	10	1.2	0	3	5.0
Levince Parrott	2	2	6	0	6	3.0	0	4	3.0
Team	2	2	0	2	-2	-1.0	0	0	-1.0
Total.....	2	79	277	34	243	3.1	3	21	121.5
Opponents.....	2	87	497	33	464	5.3	6	49	232.0

PASSING	GP	Effic	Att-Cmp-Int	Pct	Yds	TD	Lng	Avg/G
Lang Campbell	2	125.12	64-34-0	53.1	470	2	47	235.0
Total.....	2	125.12	64-34-0	53.1	470	2	47	235.0
Opponents.....	2	130.91	45-26-1	57.8	337	2	38	168.5

RECEIVING	GP	No.	Yds	Avg	TD	Long	Avg/G
Josh Lustig	2	9	163	18.1	1	46	81.5
Domin. Thompson	2	9	138	15.3	1	47	69.0
Joe Nicholas	2	5	57	11.4	0	19	28.5
John Pitts	2	4	48	12.0	0	16	24.0
Elijah Brooks	2	2	18	9.0	0	10	9.0
Matt Trinkle	2	2	11	5.5	0	6	5.5
Adam Bratton	1	1	18	18.0	0	18	18.0
Trevor McLaurin	2	1	12	12.0	0	12	6.0
Levince Parrott	2	1	5	5.0	0	5	2.5
Total.....	2	34	470	13.8	2	47	235.0
Opponents.....	2	26	337	13.0	2	38	168.5

FIELD GOALS	FGM-FGA	Pct	01-19	20-29	30-39	40-49	50-99	Lg	Blk
Greg Kuehn	4-5	80.0	0-0	3-3	1-1	0-1	0-0	35	0

SCORING	TD	FGs	Kick	Rush	Rcv	Pass	DXP	Saf	Points
Greg Kuehn	0	4-5	5-5	0-0	0	0-0	0	0	17
Lang Campbell	2	0-0	0-0	0-0	0	0-0	0	0	12
Jon Smith	1	0-0	0-0	0-0	0	0-0	0	0	6
Domin. Thompson	1	0-0	0-0	0-0	0	0-0	0	0	6
Josh Lustig	1	0-0	0-0	0-0	0	0-0	0	0	6
Total.....	5	4-5	5-5	0-0	0	0-0	0	0	47
Opponents.....	8	0-2	8-8	0-0	0	0-0	0	0	56

SCORE BY QUARTERS	1st	2nd	3rd	4th	Total
William & Mary.....	14	13	13	7	47
Opponents.....	14	7	14	21	56

TOTAL OFFENSE	G	Plays	Rush	Pass	Total	Avg/G
Lang Campbell	2	84	77	470	547	273.5
Jon Smith	2	32	85	0	85	42.5
Elijah Brooks	2	13	55	0	55	27.5
Domin. Thompson	2	2	12	0	12	6.0
Trevor McLaurin	2	8	10	0	10	5.0
Total.....	2	143	243	470	713	356.5
Opponents.....	2	132	464	337	801	400.5

TEAM STATISTICS	WM	OPP
FIRST DOWNS.....	34	36
Rushing.....	12	21
Passing.....	22	14
Penalty.....	0	1
RUSHING YARDAGE.....	243	464
Yards gained rushing...	277	497
Yards lost rushing....	34	33
Rushing Attempts.....	79	87
Average Per Rush.....	3.1	5.3
Average Per Game.....	121.5	232.0
TDs Rushing.....	3	6
PASSING YARDAGE.....	470	337
Att-Comp-Int.....	64-34-0	45-26-1
Average Per Pass.....	7.3	7.5
Average Per Catch.....	13.8	13.0
Average Per Game.....	235.0	168.5
TDs Passing.....	2	2
TOTAL OFFENSE.....	713	801
Total Plays.....	143	132
Average Per Play.....	5.0	6.1
Average Per Game.....	356.5	400.5
KICK RETURNS: #-YARDS....	8-166	8-116
PUNT RETURNS: #-YARDS....	1--1	14-78
INT RETURNS: #-YARDS....	1-37	0-0
FUMBLES-LOST.....	2-1	4-3
PENALTIES-YARDS.....	11-95	5-45
PUNTS-AVG.....	14-33.2	9-32.0
TIME OF POSSESSION/GAME..	33:27	26:33
3RD-DOWN CONVERSIONS.....	13/36	15/28
4TH-DOWN CONVERSIONS.....	4/4	1/2

INTERCEPTIONS	No.	Yds	Avg	TD	Long
Wade Harrell	1	37	37.0	0	37
Total.....	1	37	37.0	0	37
Opponents.....	0	0	0.0	0	0

PUNTING	No.	Yds	Avg	Long	TB	FC	I20	Blkd
Mike Mesi	13	465	35.8	44	0	0	1	0
Team	1	0	0.0	0	0	0	0	1
Total.....	14	465	33.2	44	0	0	1	1
Opponents.....	9	288	32.0	44	0	3	2	0

PUNT RETURNS	No.	Yds	Avg	TD	Long
Josh Lustig	1	-1	-1.0	0	0
Total.....	1	-1	-1.0	0	0
Opponents.....	14	78	5.6	0	21

KICK RETURNS	No.	Yds	Avg	TD	Long
Josh Lustig	6	135	22.5	0	32
Domin. Thompson	2	31	15.5	0	18
Total.....	8	166	20.8	0	32
Opponents.....	8	116	14.5	0	32

ALL PURPOSE	G	Rush	Rec	PR	KOR	IR	Tot	Avg/G
Josh Lustig	2	0	163	-1	135	0	297	148.5
Domin. Thompson	2	12	138	0	31	0	181	90.5
Jon Smith	2	85	0	0	0	0	85	42.5
Lang Campbell	2	77	0	0	0	0	77	38.5
Elijah Brooks	2	55	18	0	0	0	73	36.5
Total.....	2	243	470	-1	166	37	915	457.5
Opponents.....	2	464	337	78	116	0	995	497.5

DEFENSIVE LEADERS	GP	Solo	Ast	Total	TFL/Yds	No-Yds	Int-Yds	BrUp	QBH	Rcv-Yds	FF	Kick	Saf
-----Tackles----- -Sacks- ---Pass Def--- -Fumbles- Blkd													

2004 William and Mary Football
 William & Mary Overall Team Statistics (as of Sep 21, 2004)
 All games

TEAM STATISTICS	WM	OPP
SCORING.....	47	56
Points Per Game.....	23.5	28.0
FIRST DOWNS.....	34	36
Rushing.....	12	21
Passing.....	22	14
Penalty.....	0	1
RUSHING YARDAGE.....	243	464
Yards gained rushing.....	277	497
Yards lost rushing.....	34	33
Rushing Attempts.....	79	87
Average Per Rush.....	3.1	5.3
Average Per Game.....	121.5	232.0
TDs Rushing.....	3	6
PASSING YARDAGE.....	470	337
Att-Comp-Int.....	64-34-0	45-26-1
Average Per Pass.....	7.3	7.5
Average Per Catch.....	13.8	13.0
Average Per Game.....	235.0	168.5
TDs Passing.....	2	2
TOTAL OFFENSE.....	713	801
Total Plays.....	143	132
Average Per Play.....	5.0	6.1
Average Per Game.....	356.5	400.5
KICK RETURNS: #-YARDS.....	8-166	8-116
PUNT RETURNS: #-YARDS.....	1--1	14-78
INT RETURNS: #-YARDS.....	1-37	0-0
KICK RETURN AVERAGE.....	20.8	14.5
PUNT RETURN AVERAGE.....	-1.0	5.6
INT RETURN AVERAGE.....	37.0	0.0
FUMBLES-LOST.....	2-1	4-3
PENALTIES-YARDS.....	11-95	5-45
Average Per Game.....	47.5	22.5
PUNTS-YARDS.....	14-465	9-288
Average Per Punt.....	33.2	32.0
Net punt average.....	27.6	32.1
TIME OF POSSESSION/GAME.....	33:27	26:33
3RD-DOWN CONVERSIONS.....	13/36	15/28
3rd-Down Pct.....	36%	54%
4TH-DOWN CONVERSIONS.....	4/4	1/2
4th-Down Pct.....	100%	50%
SACKS BY-YARDS.....	3-19	4-18
MISC YARDS.....	33	0
TOUCHDOWNS SCORED.....	5	8
FIELD GOALS-ATTEMPTS.....	4-5	0-2
PAT-ATTEMPTS.....	5-5	8-8
ATTENDANCE.....	0	47012
Games/Avg Per Game.....	0/0	2/23506
Neutral Site Games.....		0/0

SCORE BY QUARTERS	1st	2nd	3rd	4th	Total
William & Mary.....	14	13	13	7	47
Opponents.....	14	7	14	21	56

2004 William and Mary Football
 William & Mary Overall Individual Statistics (as of Sep 21, 2004)
 All games

RUSHING	GP	Att	Gain	Loss	Net	Avg	TD	Long	Avg/G

Jon Smith	2	32	93	8	85	2.7	1	11	42.5
Lang Campbell	2	20	98	21	77	3.8	2	21	38.5
Elijah Brooks	2	13	55	0	55	4.2	0	12	27.5
Domin. Thompson	2	2	13	1	12	6.0	0	13	6.0
Trevor McLaurin	2	8	12	2	10	1.2	0	3	5.0
Levince Parrott	2	2	6	0	6	3.0	0	4	3.0
Team	2	2	0	2	-2	-1.0	0	0	-1.0
Total.....	2	79	277	34	243	3.1	3	21	121.5
Opponents.....	2	87	497	33	464	5.3	6	49	232.0

PUNT RETURNS	No.	Yds	Avg	TD	Long

Josh Lustig	1	-1	-1.0	0	0
Total.....	1	-1	-1.0	0	0
Opponents.....	14	78	5.6	0	21

INTERCEPTIONS	No.	Yds	Avg	TD	Long

Wade Harrell	1	37	37.0	0	37
Total.....	1	37	37.0	0	37
Opponents.....	0	0	0.0	0	0

PASSING	GP	Effic	Att-Cmp	Int	Pct	Yds	TD	Lng	Avg/G

Lang Campbell	2	125.12	64-34	0	53.1	470	2	47	235.0
Total.....	2	125.12	64-34	0	53.1	470	2	47	235.0
Opponents.....	2	130.91	45-26	1	57.8	337	2	38	168.5

KICK RETURNS	No.	Yds	Avg	TD	Long

Josh Lustig	6	135	22.5	0	32
Domin. Thompson	2	31	15.5	0	18
Total.....	8	166	20.8	0	32
Opponents.....	8	116	14.5	0	32

RECEIVING	GP	No.	Yds	Avg	TD	Long	Avg/G

Josh Lustig	2	9	163	18.1	1	46	81.5
Domin. Thompson	2	9	138	15.3	1	47	69.0
Joe Nicholas	2	5	57	11.4	0	19	28.5
John Pitts	2	4	48	12.0	0	16	24.0
Elijah Brooks	2	2	18	9.0	0	10	9.0
Matt Trinkle	2	2	11	5.5	0	6	5.5
Adam Bratton	1	1	18	18.0	0	18	18.0
Trevor McLaurin	2	1	12	12.0	0	12	6.0
Levince Parrott	2	1	5	5.0	0	5	2.5
Total.....	2	34	470	13.8	2	47	235.0
Opponents.....	2	26	337	13.0	2	38	168.5

FUMBLE RETURNS	No.	Yds	Avg	TD	Long

Travis McLaurin	1	33	33.0	0	33
Total.....	1	33	33.0	0	33
Opponents.....	0	0	0.0	0	0

2004 William and Mary Football
 William & Mary Overall Individual Statistics (as of Sep 21, 2004)
 All games

SCORING	----- PATs -----								
	TD	FGs	Kick	Rush	Rcv	Pass	DXP	Saf	Points
Greg Kuehn	0	4-5	5-5	0-0	0	0-0	0	0	17
Lang Campbell	2	0-0	0-0	0-0	0	0-0	0	0	12
Domin. Thompson	1	0-0	0-0	0-0	0	0-0	0	0	6
Jon Smith	1	0-0	0-0	0-0	0	0-0	0	0	6
Josh Lustig	1	0-0	0-0	0-0	0	0-0	0	0	6
Total.....	5	4-5	5-5	0-0	0	0-0	0	0	47
Opponents.....	8	0-2	8-8	0-0	0	0-0	0	0	56

TOTAL OFFENSE	G	Plays	Rush	Pass	Total	Avg/G
Lang Campbell	2	84	77	470	547	273.5
Jon Smith	2	32	85	0	85	42.5
Elijah Brooks	2	13	55	0	55	27.5
Domin. Thompson	2	2	12	0	12	6.0
Trevor Mclaurin	2	8	10	0	10	5.0
Levince Parrott	2	2	6	0	6	3.0
Team	2	2	-2	0	-2	-1.0
Total.....	2	143	243	470	713	356.5
Opponents.....	2	132	464	337	801	400.5

FIELD GOALS	FGM-FGA	Pct	01-19	20-29	30-39	40-49	50-99	Lg	Blk
Greg Kuehn	4-5	80.0	0-0	3-3	1-1	0-1	0-0	35	0

FG SEQUENCE	William & Mary	OPPONENTS
North Carolina	49,(21)	-
New Hampshire	(27),(35),(21)	41,38

Numbers in (parentheses) indicate field goal was made.

PUNTING	No.	Yds	Avg	Long	TB	FC	I20	Blkd
Mike Mesi	13	465	35.8	44	0	0	1	0
Team	1	0	0.0	0	0	0	0	1
Total.....	14	465	33.2	44	0	0	1	1
Opponents.....	9	288	32.0	44	0	3	2	0

KICKOFFS	No.	Yds	Avg	TB	OB
Greg Kuehn	8	444	55.5	0	0
Total.....	8	444	55.5	0	0
Opponents.....	10	609	60.9	2	0

2004 William and Mary Football
 William & Mary Overall Individual Statistics (as of Sep 21, 2004)
 All games

ALL PURPOSE	G	Rush	Rec	PR	KOR	IR	Tot	Avg/G
Josh Lustig	2	0	163	-1	135	0	297	148.5
Domin. Thompson	2	12	138	0	31	0	181	90.5
Jon Smith	2	85	0	0	0	0	85	42.5
Lang Campbell	2	77	0	0	0	0	77	38.5
Elijah Brooks	2	55	18	0	0	0	73	36.5
Joe Nicholas	2	0	57	0	0	0	57	28.5
John Pitts	2	0	48	0	0	0	48	24.0
Wade Harrell	1	0	0	0	0	37	37	37.0
Trevor Mclaurin	2	10	12	0	0	0	22	11.0
Adam Bratton	1	0	18	0	0	0	18	18.0
Levince Parrott	2	6	5	0	0	0	11	5.5
Matt Trinkle	2	0	11	0	0	0	11	5.5
Team	2	-2	0	0	0	0	-2	-1.0
Total.....	2	243	470	-1	166	37	915	457.5
Opponents.....	2	464	337	78	116	0	995	497.5

2004 William and Mary Football
 William & Mary Overall Defensive Statistics (as of Sep 21, 2004)
 All games

DEFENSIVE LEADERS	GP	-----Tackles-----			TFL/Yds	-Sacks-	---Pass Def---			-Fumbles-	Blkd		
		Solo	Ast	Total			No-Yds	Int-Yds	BrUp		QBH	Rcv-Yds	FF
21 James Miller	2	13	11	24	.	.	.	1	.	1-0	.	.	.
54 Chris Ndubueze	2	11	8	19
52 Travis Mclaurin	2	9	6	15	1.0-2	2-33	.	.	.
22 Stephen Cason	2	8	1	9	.	.	.	1	.	.	1	.	.
24 Richard Riley	2	6	2	8	1.0-1
99 Mike Mccarthy	2	5	3	8	1.0-1
58 Larry Pendleton	2	4	4	8	1.0-9	1.0-9
55 Ryan Nickell	2	4	3	7	2.5-4
96 Justin Kelly	2	4	3	7	1.0-2
35 Jonathan Shaw	2	4	3	7
4 Leonard Muldrow	2	3	4	7
97 Adam O'Connor	2	5	1	6	1.5-3	0.5-1	.	1	2
39 T J. O'Neill	2	4	2	6
34 Thad Wheeler	2	3	3	6
8 Alan Wheeling	2	5	.	5	1	.	.
85 Matt Trinkle	2	2	2	4
94 Josh Wright	2	3	1	4	1.5-9	1.0-8
93 Jonas Watson	2	2	2	4	1.5-2	0.5-1
5 Craig Patterson	1	1	3	4
26 Levince Parrott	2	3	.	3
3 Domin. Thompson	2	1	1	2
95 Jerome Griffin	2	.	1	1
30 Tony Viola	2	.	1	1
38 David Page	1	1	.	1
40 Adam Bratton	1	.	1	1
29 Zachary Stout	1	1	.	1
19 John Pitts	2	.	1	1
51 Wade Harrell	1	1-37
Total.....	2	102	67	169	12-33	3-19	1-37	3	2	3-33	2	.	.
Opponents.....	2	-	-	-	-	4-18	.	7	10	1-0	.	1	.