

Coach Laycock has fared well in the "Oldest Rivalry in the South" compiling an 18-6 record against the University of Richmond, including a streak of nine consecutive wins from 1989 until 1997.



Silver Linings



Nick Rogers
Fullback

2003 IN REVIEW



2003 Box Scores

WMU 56, W&M 24

KALAMAZOO, MI (9/6/03) -- Chad Munson threw for 450 yards and six touchdowns as the Broncos spoiled **Lang Campbell's** debut as W&M's starting quarterback in a 56-24 win.

Campbell played well for W&M, completing 18 of 31 passes for 181 yards and three scores, including two to **Steven Hargrove**. **Rich Musinski** had eight catches for 101 yards, leaving him six short of tying Jerry Rice's I-AA record for 100-yard games in a career.

Defensively, the Tribe was led by linebackers **Paul Carpenter** and **Travis McLaurin**, who each had 14 tackles on the evening. Senior corner **Billy Parker** had a 27-yard fumble return and linebacker **Chris Outlaw** contributed a 68-yard interception return for the Tribe defense.

Fullback **Nick Rogers** had a one-yard TD catch for the Tribe, while sophomore kicker **Greg Kuehn** nailed a 33-yard field goal and converted all three of his PAT attempts.

	1	2	3	4	Final
William and Mary	14	0	7	3	24
Western Michigan	7	28	7	14	56

Scoring Summary

Qtr	Team	Score	Time
1st	W&M	Hargrove 26 pass from Campbell (Kuehn kick)	5:41
	WMU	Jennings 61 pass from Munson (Menchinger kick)	4:46
	W&M	Hargrove 8 pass from Campbell	2:28
2nd	WMU	Reed 1 run (Menchinger kick)	12:43
	WMU	Mosley 7 pass from Munson (Menchinger kick)	7:33
	WMU	Devree 11 pass from Munson (Menchinger kick)	4:55
	WMU	Jennings 17 pass from Munson (Menchinger kick)	2:10
3rd	W&M	Rogers 1 pass from Campbell (Kuehn kick)	6:52
	WMU	Thomas 44 pass from Munson (Menchinger kick)	1:00
4th	WMU	Walker 8 pass from Munson (Menchinger kick)	11:26
	W&M	FG Kuehn 33	5:01
	WMU	Marks 5 run (Menchinger kick)	2:40

	W&M	WMU
First Downs	23	26
Rushes - Yards	42-158	31-149
Att-Cmp-Int	32-19-1	39-27-1
Pass Yards	191	489
Total Offense	349	638
Total Plays	74	70
Fumbles - Lost	1-0	4-2
3rd Down Conv.	7-17	8-12
Penalties - Yards	4-26	10-67
Sacks by - Yards	4-16	4-21
Time of Possession	32:34	27:26

Rushing

W&M: Hargrove 10-58, Smith 11-51, Coley 7-19, Campbell 8-14, Musinski 1-11, Rogers 3-7, McLaurin 1-1, Thompson 1(-3).
WMU: Reed 18-86, Marks 5-32, Munson 6-14, Drach 1-9, Jennings 1-8.

Passing

W&M: Campbell 18-31-1 191 (3 TD), Lawrence 1-1 0.

WMU: Munson 24-35-0 450 (6 TD), Drach 3-4-1 39.

Receiving

W&M: Musinski 8-101, Hargrove 3-41 (2 TD), Wade 2-19, Smith 2-15, Coley 2-5, Trinkle 1-9, Rogers 1-1.

WMU: Thomas 5-139 (TD), Mosley 4-56 (TD), Chestnut 4-50, Jennings 3-126 (2 TD), Devree 3-29 (TD), Walker 3-22 (TD), Reed 2-49, Johnson 2-7, Kiner 1-11.

Defense

W&M: McLaurin 14 (2 TFL, sack), Carpenter 14 (FF, sack), Bobo 8, Parker 3 (FR), Outlaw 2 (INT).

Attendance: 25,316

W&M 34, VMI, 24

LEXINGTON, VA (9/13/03) -- Redshirt freshman **Matt Trinkle** caught his first career touchdown pass with 9:20 remaining in the fourth quarter to break a 24-24 tie, and William and Mary held on for a 34-24 victory over VMI before a crowd of 7,125 at Alumni Memorial Field.

The Tribe captured its 18th consecutive victory over the Keydets, though VMI gave W&M quite a test in the 60th-straight meeting between the squads.

Quarterback **Lang Campbell** tossed three touchdown passes, while linebacker **Travis McLaurin** paced the defense with a 28-yard fumble return for a touchdown and a blocked field goal. Also, defensive end **Adam O'Connor** had two tackles for loss, a sack, a forced fumble and a fumble recovery in his first career start.

Steven Hargrove, who came in as the Atlantic 10's leader in all-purpose yards, caught his third touchdown pass of the season and racked up 146 all-purpose yards to remain tops in the conference.

	1	2	3	4	Final
William and Mary	3	7	14	10	34
VMI	0	10	7	7	24

Scoring Summary

Qtr	Team	Score	Time
1st	W&M	FG Kuehn 36	0:00
2nd	VMI	Mizzer 5 run (Sharpe kick)	10:06
	VMI	FG Sharpe 36	5:14
	W&M	Wade 10 pass from Campbell (Kuehn kick)	2:00
3rd	W&M	McLaurin 28 fumble return (Kuehn kick)	14:20
	VMI	Mizzer 19 run (Sharpe kick)	12:30
	W&M	Hargrove 48 pass from Campbell (Kuehn kick)	8:10
4th	VMI	Wilson 11 run (Sharpe kick)	13:35
	W&M	Trinkle 2 pass from Campbell (Kuehn kick)	9:20
	W&M	FG Kuehn 47	2:05

	W&M	VMI
First Downs	14	19
Rushes - Yards	41-139	41-141
Att-Cmp-Int	24-12-2	27-14-1
Pass Yards	167	219
Total Offense	306	360
Total Plays	65	68
Fumbles - Lost	1-0	4-2
3rd Down Conv.	5-16	4-12
Penalties - Yards	7-54	4-27
Sacks by - Yards	3-26	4-31
Time of Possession	32:18	27:42

Rushing

W&M: Campbell 17-52, Coley 4-28, Rogers 4-26, Smith 9-21, Hargrove 5-15, TM 2(-3).

VMI: Mizzer 22-130 (2 TD), Snelling 6-24, Green 5-2, TM 1-0, Wilson 7(-15).

Passing

W&M: Campbell 12-24-2 167 (3 TD)

VMI: Wilson 14-27-1 219.

Receiving

W&M: Musinski 4-53, Hargrove 3-63 (TD), Wade 2-13 (TD), Pitts 1-27, Smith 1-9, Trinkle 1-2 (TD).

VMI: Burden 3-77, Snelling 3-36, Carlson 3-33, Price 2-42, Mizzer 2-19, Fox 1-12.

Defense

W&M: Bobo 8, Nickell 6 (sack), Lewis 6 (3 TFL), O'Connor 5 (2 TFL, FF, FR, sack), McLaurin 3 (FR, TD, blocked FG), Parker 2 (INT)

Attendance: 7,125

No. 4 NU 48, W&M 14

BOSTON, MA (9/20/03) - Just days after Hurricane Isabel affected life in and around the Williamsburg area, the W&M football squad ran into another power, this time the force of No. 4 Northeastern. The Huskies broke open a close game in the third quarter and pulled away for a 48-14 win over the Tribe.

W&M spotted NU a 3-0 lead but took the lead when junior quarterback **Lang Campbell** connected with senior All-America candidate **Rich Musinski** on a 25-yard touchdown pass with just over eight minutes remaining in the first quarter.

W&M closed a 17-6 halftime margin to within three points at 17-14 in the third quarter on a TD pass from Campbell to **Danny Wade**. That's when Northeastern did its own imitation of Hurricane Isabel, as the Huskies scored on a seven-yard run by Anthony Riley, and added a safety and two more touchdown runs in the third quarter to take a 41-14 lead into the final stanza.

	1	2	3	4	Final
William and Mary	6	0	8	0	14
Northeastern	10	7	24	7	48

Scoring Summary

Qtr	Team	Score	Time
1st	NU	FG Kesic 36	12:56
	W&M	Musinski 25 pass from Campbell (Team rush failed)	8:16
	NU	Gale 2 run (Kesic kick)	0:42
2nd	NU	Harris 41 run (Kesic kick)	5:57
3rd	W&M	Wade 9 pass from Campbell (Campbell run)	10:54
	NU	Riley 7 run (Kesic kick)	8:19
	NU	Team safety	6:35
	NU	Harris 1 run (Mitchell pass)	3:36
	NU	Hopkins 6 run (Kesic kick)	0:12
4th	NU	Gyles 7 run (Kesic kick)	8:53

	W&M	NU
First Downs	17	26
Rushes - Yards	29-106	65-366
Att-Cmp-Int	25-13-2	15-8-0
Pass Yards	175	147
Total Offense	281	513
Total Plays	54	80
Fumbles - Lost	4-3	0-0
3rd Down Conv.	3-10	8-14
Penalties - Yards	3-20	10-85
Sacks by - Yards	2-14	1-4
Time of Possession	22:55	37:05

Rushing

W&M: Coley 9-70, Hargrove 5-37, Rogers 4-15, McLaurin 3-3, Campbell 4-3 (2 PT), Parrott 1-1, Musinski 2(-1).
NU: Harris 14-123, Gyles 12-83, Tim Gale 15-81, Riley 10-41, French 3-14, Hopkins 2-9, Mitchell 1-9, Brady 5-4, Johnson 1-4, TEAM 2(-2).

Passing

W&M: Campbell 13-23-2 175 (2 TD), Lawrence 0-2-0 0.

NU: Brady 7-14-0 142, Cassidy 1-1-0 5.

Receiving

W&M: Wade 5-66 (TD), Musinski 2-50 (TD), Pitts 2-35, Coley 2-5, Bratton 1-10, Z. Smith 1-9.

NU: Mitchell 4-81, Riley 1-30, Parks 1-16, Harris 1-15, Gyles 1-5.

Defense

W&M: Bobo 12, Outlaw 11, Carpenter 11, McLaurin 10, Ndubueze 8, McCarthy 5 (sack), Wright 4 (2 TFL, sack).



No. 4 UD 41, W&M 27

NEWARK, DE (10/4/03) - Traditionally, football contests between William and Mary and Delaware are fast-paced, high-scoring affairs that leave the fans of both squads on the edge of their seats. This year's game at Delaware Stadium was no different, as the two squads combined for over 800 yards of total offense, but in the end, the Blue Hens were too much for the Tribe, as No. 4 Delaware prevailed 41-27 before a crowd of 20,485 fans under the lights.

Tribe junior quarterback **Lang Campbell** had an outstanding game in his fourth career start, completing 27 of 37 passes for 278 yards, all career-highs, plus three touchdowns. On the receiving end of nine of those passes was senior wideout **Rich Musinski**, who finished with 109 yards and three touchdowns. Musinski went over the 100-yard mark for the 18th time in his career, leaving him five short of tying Jerry Rice's I-AA record.

The Tribe hung in throughout the game but could not battle back to even the score.

	1	2	3	4	Final
William and Mary	0	10	7	10	27
Delaware	14	14	6	7	41

Scoring Summary

Qtr	Team	Score	Time
1st	UD	Crescione 23 pass from Hall (Shushman kick)	12:49
	UD	Bleymaier 8 run (Shushman kick)	1:31
2nd	W&M	Musinski 8 pass from Campbell (Kuehn kick)	13:51
	UD	Jenkins 2 run (Shushman kick)	9:05
	UD	Hall 15 run (Shushman kick)	0:49
	W&M	FG Kuehn 44	0:00
3rd	W&M	Musinski 18 pass from Campbell (Kuehn kick)	12:13
	UD	Bennett 1 run (run failed)	5:08
4th	W&M	FG Kuehn 31	14:12
	UD	Jenkins 9 run (Shushman kick)	13:17
	W&M	Musinski 9 pass from Campbell (Kuehn kick)	8:21

	W&M	UD
First Downs	23	20
Rushes - Yards	33-96	50-201
Att-Cmp-Int	37-27-0	19-11-0
Pass Yards	278	236
Total Offense	374	437
Total Plays	70	69
Fumbles - Lost	6-3	3-1
3rd Down Conv.	5-12	8-16
Penalties - Yards	5-55	6-45
Sacks by - Yards	0-0	3-17
Time of Possession	29:47	30:13

Rushing

W&M: Rogers 9-48, Campbell 13-17, Coley 4-14, Hargrove 2-9, Smith 5-8.

NU: Jenkins 18-71 (2 TD), Bennett 17-66 (TD), Hall 11-57 (TD), Bleymaier 1-8 (TD).

Passing

W&M: Campbell 27-37-0 278 (3 TD).

NU: Hall 11-18-0 236 (TD), Long 0-1-0 0.

Receiving

W&M: Musinski 9-109 (3 TD), Wade 7-78, Pitts 4-38, Smith 2-16, Hargrove 2-15, Bratton 1-10, Rogers 1-6, Thompson 1-6.

NU: Ingram 3-97, Bleymaier 2-48, Long 2-7, O'Neill 1-32, Crescione 1-23, Boler 1-19, Thomas 1-10.

Defense

W&M: McLaurin 12, Carpenter 11, Lewis 6, Bobo 6 (FF, FR), Outlaw 6 (FF), O'Connor 5 (TFL).

No. 7 UMass 24, W&M 14

WILLIAMSBURG, VA (10/11/03) - Entering the fourth quarter facing a 17-0 deficit, William and Mary forced a pair of turnovers and converted them into two touchdowns, but the Tribe comeback fell short, as W&M fell to UMass, 24-14, in its home opener at Zable Stadium.

W&M got on the scoreboard when quarterback **Lang Campbell** hit **Steven Hargrove** for a 51-yard score to make the margin 17-7 in favor of the Minutemen. That score came immediately after a fumble recovery by the Tribe. On the next UMass possession, sophomore linebacker **Travis McLaurin** intercepted a Jeff Krohn pass, setting up a touchdown run by senior **Nick Rogers** to close the gap to 17-14.

However, W&M could not take the lead, as UMass scored another TD and later picked off a Campbell pass in the end zone to ensure the victory, as the Minutemen improved to 4-0 in league play this season.

Campbell threw for 265 yards in the losing effort for W&M, while McLaurin and fellow linebacker **Paul Carpenter** combined for 32 tackles. The Tribe recovered two fumbles and picked off two passes on the afternoon.

	1	2	3	4	Final
Massachusetts	10	0	7	7	24
William and Mary	0	0	0	14	14

Scoring Summary

Qtr	Team	Score	Time
1st	UMass	Demers 1 run (Torres kick)	10:17
	UMass	FG Torres 29	2:28
3rd	UMass	Demers 1 run (Torres kick)	8:00
4th	W&M	Hargrove 51 pass from Campbell (Kuehn kick)	14:38
	W&M	Rogers 14 run (Kuehn kick)	7:57
	UMass	Stewart 23 pass from Krohn	4:23

	W&M	UMass
First Downs	26	17
Rushes - Yards	23-48	53-246
Att-Cmp-Int	32-23-2	29-23-1
Pass Yards	265	242
Total Offense	313	488
Total Plays	52	85
Fumbles - Lost	3-1	3-2
3rd Down Conv.	4-11	8-19
Penalties - Yards	5-60	11-95
Sacks by - Yards	0-0	1-7
Time of Possession	23:06	36:54

Rushing

W&M: Rogers 6-31 (TD), Campbell 5-12, Smith 4-11, Hargrove 2-1, Coley 4-(-1), Musinski 2-(-6).

UMass: Demers 26-171 (2 TD), Baylark 21-77, Krohn 3-8, TM 2-(-4), Howard 1-(-6).

Passing

W&M: Campbell 23-29-1 265 (TD).

UMass: Krohn 23-32-2 242 (TD).

Receiving

W&M: Wade 8-80, Hargrove 5-91 (TD), Pitts 3-50, Musinski 3-30, Coley 2-7, Rogers 1-5, Lustig 1-2.

NU: Stewart 5-52 (TD), Baylark 4-22, Peebler 3-72, Howard 3-30, Demers 3-26, Owumi 2-26, London 2-9, Opie 1-5.

Defense

W&M: Carpenter 19 (TFL, FR), McLaurin 13 (TFL, sack), Ndubueze 10, Bobo 9, Riley 9 (FF, FR, 2 PBU), Parker 9, O'Connor 9 (TFL).

Attendance: 4,868

JMU 24, W&M 17

WILLIAMSBURG, VA (10/18/03) - James Madison used a pair of big plays in the first half that resulted in two scores and controlled possession for a majority of the second half to hold off William and Mary, 24-17, before a crowd of 8,038 at Zable Stadium.

Despite the loss, it was an eventful day for the Tribe, as senior wideout **Rich Musinski** broke another school record. This time, he passed Dave Conklin to become the school's all-time leader in receptions. Musinski finished the game with 10 catches for 137 yards.

Tribe sophomore **Greg Kuehn** nailed two early field goals on the ends of a Dukes touchdown to make the early score 7-6. Then, JMU's Cortez Thompson ran a punt back 70 yards for a score, giving JMU a 14-6 advantage.

W&M tied the game when junior wideout **Dominique Thompson** caught his first career TD pass in the second quarter and quarterback **Lang Campbell** added the two-point conversion. But JMU bounced back to score a TD late in the half for a 21-14 lead. Kuehn nailed another field goal on the last play of the half to make it 21-17, but the only scoring left to be done in the game was a 26-yard field goal by JMU's David Rabil late in the contest.

	1	2	3	4	Final
James Madison	14	7	0	3	24
William and Mary	6	11	0	0	17

Scoring Summary

Qtr	Team	Score	Time
1st	W&M	FG Kuehn 21	11:18
	JMU	Banks 1 run (Rabil kick)	9:59
	W&M	FG Kuehn 32	7:45
	JMU	Thompson 70 punt return (Rabil kick)	2:07
2nd	W&M	Thompson 8 pass from Campbell (Campbell rush)	12:41
	JMU	Fenner 11 run (Rabil kick)	0:32
	W&M	FG Kuehn 49	0:00
4th	JMU	FG Rabil 26	1:07

	W&M	JMU
First Downs	20	20
Rushes - Yards	25-114	58-196
Att-Cmp-Int	37-22-0	9-8-0
Pass Yards	258	113
Total Offense	372	309
Total Plays	62	67
Fumbles - Lost	0-0	2-1
3rd Down Conv.	6-13	5-12
Penalties - Yards	4-35	6-62
Sacks by - Yards	5-38	2-9
Time of Possession	26:13	33:47

Rushing

W&M: Smith 11-41, Campbell 5-35, Rogers 6-34, Hargrove 1-5, Coley 2-(-1).

JMU: Banks 32-138 (TD), Fenner 14-75 (TD), Bransford 3-15, LeZotte 9-(-32).

Passing

W&M: Campbell 22-37-0 258 (TD).

JMU: LeZotte 8-9-0 113.

Receiving

W&M: Musinski 9-117, Wade 3-40, Rogers 3-38, Coley 2-15, Hargrove 2-11, Bratton 1-15, Smith 1-14, Thompson 1-8.

JMU: Banks 3-24, Tolley 2-24, Harrison 2-12, Boxley 8-53.

Defense

W&M: Carpenter 16 (FF), McLaurin 13 (TFL, sack), Miller 11 (TFL, FR), Pendleton 11, Bobo 9, O'Connor 6 (2 sacks), Shaw 4 (sack).

Attendance: 8,038



2003 Box Scores

W&M 37, URI 24

KINGSTON, RI (10/25/03) - A steady dose of offensive firepower and a key defensive touch-down late in the game led William and Mary past Rhode Island, 37-24, in Atlantic 10 Football action at Meade Stadium.

The win broke a four-game losing streak for W&M. Senior wideout **Rich Musinski** led the way by snagging a career-high 13 passes for 191 yards, going over the 100-yard mark for the 20th time in his career and keeping alive his pursuit of Jerry Rice's I-AA record of 23 career 100-yard games.

The victory was clinched for the Tribe on a key defensive play late in the game. Trailing 30-17 after a field goal by Tribe sophomore **Greg Kuehn**, URI immediately got back into the game on a 97-yard kick return for a score with just over eight minutes left. After the Rams defense held, URI took to the field trailing by six points and trying to rally to stun the Tribe.

But URI's chances ended when the W&M defense scored its second touchdown of the season, as an option pitch by the Rams' quarterback went awry, and W&M sophomore defensive end **Adam O'Connor** fell on the ball for the score.

	1	2	3	4	Final
William and Mary	3	17	7	10	37
Rhode Island	10	0	7	7	24

Scoring Summary

Qtr	Team	Score	Time
1st	URI	Green 36 run (Laisle kick)	6:43
	W&M	FG Kuehn 45	4:19
	URI	FG Laisle 35	0:17
2nd	W&M	Smith 20 pass from Campbell (Kuehn kick)	13:46
	W&M	FG Kuehn 24	6:26
	W&M	Musinski 9 pass from Campbell (Kuehn kick)	0:28
3rd	URI	Williams 29 run (Laisle kick)	4:49
	W&M	Musinski 11 pass from Campbell (Kuehn kick)	2:52
4th	W&M	FG Kuehn 21	8:35
	URI	Williams 93 kickoff return (Laisle kick)	8:20
	W&M	O'Connor 0 fumble recovery (Kuehn kick)	3:38

	W&M	URI
First Downs	29	20
Rushes - Yards	48-203	49-259
Att-Cmp-Int	29-19-0	18-10-2
Pass Yards	274	77
Total Offense	477	336
Total Plays	77	67
Fumbles - Lost	0-0	2-1
3rd Down Conv.	6-14	6-14
Penalties - Yards	11-74	3-24
Sacks by - Yards	2-21	2-10
Time of Possession	36:41	23:19

Rushing

W&M: Coley 24-104, Rogers 7-35, Smith 9-34, Campbell 6-26, Wade 1-5, TM 1-(-1).
URI: Ham 22-97, Green 6-86 (TD), Williams 12-85 (TD), Johnson 9-(-9)

Passing

W&M: Campbell 19-29-0 274 (3 TD).
URI: Johnson 10-18-2 77.

Receiving

W&M: Musinski 13-191 (2 TD), Smith 2-36 (TD), Bratton 1-18, Pitts 1-15, Coley 1-10, Wade 1-4.
URI: Brown 4-40, Williams 2-19, Green 2-5, Horne 1-8.

Defense

W&M: McLaurin 13, Miller 10 (2 TFL), Bobo 10 (PBU), Pendleton 10, O'Connor 8 (TFL, FF, FR, TD), Parker 8 (INT).
Attendance: 4,098

W&M 23, Hofstra 9

WILLIAMSBURG, VA(11/1/03) - Redshirt freshman tailback **Delmus Coley** rushed for a career-high 133 yards on 25 carries and scored twice in the second half as William and Mary rallied to defeat Hofstra, 23-9, before a Homecoming crowd of 9,051 at Zable Stadium.

The win also saw senior wideout **Rich Musinski** break the Atlantic 10's all-time receiving yardage record, as he made five receptions for 44 yards, including a 13-yard catch in the second quarter that broke Brian Forster's mark of 3,944 career receiving yards.

W&M trailed 9-0 with just under nine minutes remaining in the third quarter when junior quarterback **Lang Campbell** hit junior wideout **Dominique Thompson** on a 51-yard play-action pass to cut into the deficit.

On the Tribe's next possession, Coley broke free for a 49-yard run that brought the ball all the way down to the Hofstra five-yard line. Three plays later, Coley carried the ball in from the one-yard line to give the Tribe a 13-9 advantage. Campbell then carried the ball in for the two-point conversion to put the College up by six points.

Clinging to the six-point lead, Coley set the final margin when he went off left-tackle from 19 yards out to cap a five-play, 74-yard drive with just over 12 minutes remaining in the game. Musinski then caught a conversion pass from Campbell to make the final margin 23-9.

	1	2	3	4	Final
Hofstra	3	3	3	0	9
William and Mary	0	0	15	8	23

Scoring Summary

Qtr	Team	Score	Time
1st	HU	FG Onorato 20	9:41
2nd	HU	FG Onorato 18	8:35
3rd	HU	FG Onorato 35	11:04
	W&M	Thompson 51 pass from Campbell (Kuehn kick)	8:23
	W&M	Coley 1 run (Campbell run)	3:45
4th	W&M	Coley 19 run (Musinski pass from Campbell)	12:30

	HU	W&M
First Downs	24	19
Rushes - Yards	49-219	36-196
Att-Cmp-Int	28-18-0	23-14-0
Pass Yards	160	200
Total Offense	379	396
Total Plays	77	59
Fumbles - Lost	1-0	3-1
3rd Down Conv.	3-13	3-11
Penalties - Yards	5-45	3-25
Sacks by - Yards	2-7	4-14
Time of Possession	33:57	26:03

Rushing

W&M: Coley 25-133 (2 TD), Campbell 7-35, Hargrove 2-14, Musinski 1-12, Rogers 1-2.
HU: Dimmie 25-146, Crenshaw 11-57, Perry 1-12, Bukula 5-11, Wolman 1-4, Irby 1-0, English 5-(-11).

Passing

W&M: Campbell 14-23-0 200 (2 TD).
HU: English 18-28-0 160.

Receiving

W&M: Musinski 5-44, Thompson 2-54, Rogers 2-23, Coley 2-22, Wade 1-22, Trinkle 1-21, Lustig 1-14.
HU: Bryant 6-51, Colston 5-63, Irby 3-15, Crenshaw 2-11, Perry 1-11, Wolman 1-9.

Defense

W&M: Carpenter 14, McLaurin 11 (TFL), Bobo 11 (TFL), Ndubueze 11 (TFL), Miller 9, O'Connor 7 (3 TFL, 2 sacks).
Attendance: 9,051

W&M 38, UNH 28

WILLIAMSBURG, VA(11/15/03) - Behind a balanced offensive attack and an opportunistic defense, William and Mary won its third-straight game with a 38-28 victory over New Hampshire before a crowd of 4,887 at Zable Stadium.

The first half was highlighted by an amazing performance by wide receiver **Rich Musinski**. Musinski had four catches for 117 yards in the first quarter alone before leaving with an injury. Even without Musinski, the passing game kept rolling. **Lang Campbell** hit junior **John Pitts** from 26 yards out to put W&M up 17-10 early in the second quarter.

With the game tied at the half, it was the play of redshirt freshman running back **Trevor McLaurin** that broke the game open in the second half. **McLaurin** tallied the first score of his career on a 22-yard run in the third quarter. He followed that up just over seven minutes later by catching an 11-yard score. And finally, late in the game **McLaurin** hit paydirt again, this time from two yards out to set the final margin.

	1	2	3	4	Final
New Hampshire	10	7	0	11	28
William and Mary	7	10	14	7	38

Scoring Summary

Qtr	Team	Score	Time
1st	UNH	FG McCormick 51	5:26
	W&M	Musinski 33 pass from Campbell (Kuehn kick)	3:08
	UNH	Bailey 80 pass from Granieri (McCormick kick)	1:40
2nd	W&M	FG Kuehn 38	12:58
	W&M	Pitts 26 pass from Campbell (Kuehn kick)	10:44
	UNH	Bailey 12 pass from Granieri (McCormick kick)	4:19
3rd	W&M	McLaurin 22 run (Kuehn kick)	10:21
	W&M	McLaurin 11 pass from Campbell (Kuehn kick)	4:02
4th	UNH	FG McCormick 26	12:26
	UNH	Harvey 4 run (Kreider pass from Granieri)	6:22
	W&M	McLaurin 2 run (Kuehn kick)	2:06

	UNH	W&M
First Downs	21	24
Rushes - Yards	42-179	45-268
Att-Cmp-Int	28-18-1	29-18-1
Pass Yards	269	276
Total Offense	448	544
Total Plays	70	74
Fumbles - Lost	2-0	2-2
3rd Down Conv.	8-16	8-15
Penalties - Yards	9-117	4-30
Sacks by - Yards	0-0	1-5
Time of Possession	28:26	31:34

Rushing

W&M: Coley 22-122, Campbell 7-65, McLaurin 6-36 (2 TD), Rogers 7-34, Thompson 1-15, TM 2-(-4).
UNH: McKinney 10-56, McCoy 9-46, Granieri 11-44, Harvey 9-32 (TD), Bailey 2-3, TM 1-(-2).

Passing

W&M: Campbell 18-29-1 276 (3 TD).
UNH: Granieri 18-28-1 269 (2 TD).

Receiving

W&M: Pitts 5-79 (TD), Musinski 4-117 (TD), Trinkle 3-36, Coley 3-16, McLaurin 1-11 (TD), Lustig 1-11, Bratton 1-6.
UNH: Bailey 3-98 (2 TD), Ball 3-19, Harvey 3-11, Stevens 2-45, Brown 2-24, Williams 2-23, Diner 2-21, McKinney 1-28.

Defense

W&M: Carpenter 13 (2 TFL), McLaurin 12, Lewis 10, Shaw 9, Bobo 9 (INT), Miller 9 (2 TFL), Nickell 7 (2 TFL, sack).
Attendance: 4,887



W&M 59, UR 21

RICHMOND, VA(11/22/03) - In the final game of the 2003 season, there was a bit of symmetry for the Tribe football team, as seniors scored the first and last touchdowns of the game, while a handful of underclassmen highlighted the middle of W&M's 59-21 victory over Richmond.

The Tribe scored touchdowns on offense, defense and special teams en route to reclaiming the I-64 Trophy before a crowd of 6,228 at UR Stadium. The win saw the Tribe's record end at 5-5 and capped a four-game winning streak to end the year.

Senior safety **Marques Bobo** ignited the Tribe with a 69-yard punt return to open the scoring. The Tribe took a 10-point lead into halftime after tailback **Trevor McLaurin** scored.

The Tribe defense then got on the board in the second half as sophomore **James Miller** scored on a 77-yard INT return. Finally, senior fullback **Nick Rogers** ended the scoring with a one yard plunge with 3:14 remaining.

	1	2	3	4	Final
William and Mary	14	10	14	21	59
Richmond	14	0	7	0	21

Scoring Summary

Qtr	Team	Score	Time
1st	W&M	Bobo 69 punt return (Kuehn kick)	12:45
	UR	Schools 11 pass from Tutt (Fore kick)	5:50
	W&M	Smith 1 run (Kuehn kick)	0:42
	UR	Ouden 71 pass from Tutt (Fore kick)	0:31
2nd	W&M	FG Kuehn 39	8:09
	W&M	McLaurin 2 run (Kuehn kick)	3:13
3rd	W&M	Trinkle 6 pass from Campbell (Kuehn kick)	9:26
	W&M	Thompson 11 pass from Campbell (Kuehn kick)	3:24
	UR	Edwards 21 run (Fore kick)	0:20
4th	W&M	Smith 4 run Kuehn kick)	12:26
	W&M	Miller 77 INT return (Kuehn kick)	7:24
	W&M	Rogers 1 run (Kuehn kick)	3:14

	W&M	UR
First Downs	19	20
Rushes - Yards	35-194	36-158
Att-Cmp-Int	23-16-0	36-19-2
Pass Yards	222	228
Total Offense	416	386
Total Plays	58	72
Fumbles - Lost	1-0	1-0
3rd Down Conv.	5-9	4-14
Penalties - Yards	4-27	5-35
Sacks by - Yards	2-5	0-0
Time of Possession	25:21	34:39

Rushing

W&M: McLaurin 8-53 (TD), Smith 15-46 (2 TD), Campbell 5-41, Thompson 1-41, Rogers 4-16, TM 2-(-3).

UR: Edwards 8-52 (TD), Williams 9-39, Tutt 9-29, Dantzler 7-28, Schools 1-5, Neuman 1-3, Ouden 1-2.

Passing

W&M: Campbell 16-23-0 222 (2 TD).

UR: Tutt 18-33-2 226 (2 TD), Richardson 1-2-0 2.

Receiving

W&M: Musinski 6-76, Thompson 2-57 (TD), Hargrove 2-38, Bratton 2-18, Lustig 1-17, Trinkle 1-6 (TD), Smith 1-4.

UR: Schools 8-89 (TD), Ouden 6-114 (TD), Ritch 2-18, Dantzler 2-2, Wilson 1-5.

Defense

W&M: Carpenter 14, McLaurin 11 (TFL), Outlaw 11, Pendleton 9 (sack), Miller 7 (2 INT, TD), Parker 3 (FF).

Attendance: 6,228



W&M capped the season in style by winning its last four games, including a 59-21 win over Richmond in the season finale. In that contest, W&M scored touchdowns on offense (Jon Smith, above), defense (James Miller, below) and special teams (Marques Bobo, at right).



2003 HONORS AND AWARDS

Marques Bobo

Second-Team All-Atlantic 10
Preseason First-Team All-Atlantic 10

Lang Campbell

Academic All-Atlantic 10
Third-Team All-Atlantic 10
Atlantic 10 Player of the Week- 10/5/03

Paul Carpenter

First-Team All-State, Virginia Sports Information Directors
Second-Team All-Atlantic 10
Preseason Second-Team All-Atlantic 10

Greg Kuehn

Second-Team All-Atlantic 10

Travis McClaurin

Third-Team All-Atlantic 10

Mike Mesi

Third-Team All-Atlantic 10

Rich Musinski

First-Team All-American, AFCA
First-Team All-State, Virginia Sports Information Directors
First-Team All-Atlantic 10
Third-Team *Football Gazette* All-East Region
Atlantic 10 Player of the Week- 10/26/03
Preseason First-Team All-Atlantic 10

Billy Parker

First-Team All-Atlantic 10
Third-Team *Football Gazette* All-East Region
Preseason First Team All-Atlantic 10

Corey Patterson


Academic All-Atlantic 10

Jon Smith

Preseason Second-Team All-Atlantic 10

Steve Stocki

Second-Team All-Atlantic 10
Third-Team *Football Gazette* All-East Region



Offensive lineman Steve Stocki and quarterback Lang Campbell were two of the nine Tribe players to earn all-conference accolades at the end of the 2003 campaign.

Quarterback Club Players of the Week

Western Michigan

Offense - Lang Campbell
Defense - Travis McClaurin
Special Teams - Steven Hargrove

VMI

Offense - Nick Rogers
Defense - Adam O'Connor
Special Teams - Greg Kuehn and Mike Mesi

Northeastern

Offense - Delmus Coley
Defense - Paul Carpenter
Special Teams - Mike Mesi

Delaware

Offense - Lang Campbell
Defense - Donté Lewis
Special Teams - Dominique Thompson

Massachusetts

Offense - Steven Hargrove
Defense - Marques Bobo
Special Teams - Trevor McClaurin

James Madison

Offense - Steve Stocki
Defense - James Miller
Special Teams - Alan Wheeling

Rhode Island

Offense - Rich Musinski
Defense - Adam O'Connor
Special Teams - Rich Musinski

Hofstra

Offense - Patrick Mulloy
Defense - Billy Parker
Special Teams - Nick Rogers

New Hampshire

Offense - Lang Campbell
Defense - Donté Lewis
Special Teams - Leonard Muldrow

Richmond

Offense - Matthew Witham
Defense - James Miller



TEAM STATISTICS	W&M	OPP
SCORING	287	299
Points Per Game	28.7	29.9
FIRST DOWNS	205	222
Rushing	85	121
Passing	107	87
Penalty	13	14
RUSHING YARDAGE	1526	2114
Yards gained rushing	1753	2361
Yards lost rushing	227	247
Rushing Attempts	357	476
Average Per Rush	4.3	4.4
Average Per Game	152.6	211.4
TDs Rushing	9	24
PASSING YARDAGE	2306	2180
Att-Comp-Int	288-183-7	251-156-9
Average Per Pass	8.0	8.7
Average Per Catch	12.6	14.0
Average Per Game	230.6	218.0
TDs Passing	22	12
TOTAL OFFENSE	3832	4294
Total Plays	645	727
Average Per Play	5.9	5.9
Average Per Game	383.2	429.4
KICK RETURNS: #-YARDS	45-838	45-958
PUNT RETURNS: #-YARDS	17-170	14-151
INT RETURNS: #-YARDS	9-356	7-21
KICK RETURN AVERAGE	18.6	21.3
PUNT RETURN AVERAGE	10.0	10.8
INT RETURN AVERAGE	39.6	3.0
FUMBLES-LOST	21-10	22-9
PENALTIES-YARDS	50-406	69-602
Average Per Game	40.6	60.2
PUNTS-YARDS	43-1731	40-1610
Average Per Punt	40.3	40.2
Net punt average	36.7	36.0
TIME OF POSSESSION/GAME	28:22	31:31
3RD-DOWN CONVERSIONS	52/128	62/142
3rd-Down Pct	41%	44%
4TH-DOWN CONVERSIONS	4/8	11/19
4th-Down Pct	50%	58%
SACKS BY-YARDS	23-139	19-106
MISC YARDS	55	18
TOUCHDOWNS SCORED	35	38



The Tribe averaged 4.3 yards per rush last season, with Nick Rogers' (right) 4.9 yards being the top average among players with at least 50 carries. Also, W&M caused nine fumbles, including Adam O'Connor's forced fumble against VMI (below).



Jimmye Laycock holds a .644 winning percentage in Atlantic 10 play and has the most wins (159) of any active coach in the conference. (See page 18)



25th SEASON

Silver Linings



2003 STATISTICS


RUSHING	GP	Att	Gain	Loss	Net	Avg	TD	Long	Avg/G
Delmus Coley	9	101	536	48	488	4.8	2	52	54.2
Lang Campbell	10	77	413	113	300	3.9	0	23	30.0
Nick Rogers	10	51	255	3	252	4.9	2	18	25.2
Jon Smith	7	64	222	10	212	3.3	2	21	30.3
Steven Hargrove	9	27	140	1	139	5.1	0	22	15.4
Trevor McLaurin	10	18	96	3	93	5.2	3	27	9.3
D. Thompson	9	3	56	3	53	17.7	0	41	5.9
Rich Musinski	10	6	29	13	16	2.7	0	12	1.6
Danny Wade	8	1	5	0	5	5.0	0	5	0.6
LeVince Parrott	2	1	1	0	1	1.0	0	1	0.5
TEAM	6	8	0	33	-33	-4.1	0	0	-5.5
Total	10	357	1753	227	1526	4.3	9	52	152.6
Opponents	10	476	2361	247	2114	4.4	24	41	211.4

PASSING	GP	Effic	Att-Cmp-Int	Pct	Yds	TD	Long	Avg/G
Lang Campbell	10	152.09	285-182-7	63.9	2296	22	54	229.6
Ben Lawrence	2	61.33	3-1-0	33.3	10	0	10	5.0
Total	10	151.15	288-183-7	63.5	2306	22	54	230.6
Opponents	10	143.71	251-156-9	62.2	2180	12	80	218.0


RECEIVING	GP	No.	Yds	Avg	TD	Long	Avg/G
Rich Musinski	10	63	888	14.1	7	54	88.8
Danny Wade	8	29	322	11.1	2	28	40.2
Steven Hargrove	9	17	259	15.2	4	51	28.8
John Pitts 7	16	244	15.2	1	32	34.9	
Delmus Coley	9	14	80	5.7	0	16	8.9
Nick Rogers	10	9	79	8.8	1	20	7.9
Jon Smith 7	8	85	10.6	1	20	12.1	
Adam Bratton	7	7	77	11.0	0	18	11.0
Matt Trinkle	6	7	74	10.6	2	21	12.3
D. Thompson	9	6	125	20.8	3	51	13.9
Josh Lustig	8	4	44	11.0	0	17	5.5
Zach Smith	3	2	18	9.0	0	9	6.0
Trevor McLaurin	10	1	11	11.0	1	11	1.1
Total	10	183	2306	12.6	22	54	230.6
Opponents	10	156	2180	14.0	12	80	218.0

KICK RETURNS	No.	Yds	Avg	TD	Long
Steven Hargrove	25	499	20.0	0	55
Josh Lustig	13	269	20.7	0	38
Nick Rogers	3	36	12.0	0	18
Adam Bratton	1	6	6.0	0	6
Rich Musinski	1	20	20.0	0	20
John Pitts	1	0	0.0	0	0
Delmus Coley	1	8	8.0	0	8
Total	45	838	18.6	0	55
Opponents	45	958	21.3	1	93

PUNT RETURNS	No.	Yds	Avg	TD	Long
Rich Musinski	13	103	7.9	0	34
Marques Bobo	4	67	16.8	1	69
Total	17	170	10.0	1	69
Opponents	14	151	10.8	1	70



Redshirt freshman Delmus Coley led W&M with 488 yards rushing in 2003.



Junior running back Steven Hargrove is W&M's top returning receiver, as he caught 17 passes for 259 yards and four touchdowns in 2003.




SCORING	TD	FGs	PAT's				DXP	Saf	Points
			Kick	Rush	Rcv	Pass			
Greg Kuehn	0	13-18	30-30	0-0	0	0-0	0	0	69
Rich Musinski	7	0-0	0-0	0-0	1	0-0	0	0	44
Trevor McLaurin	4	0-0	0-0	0-0	0	0-0	0	0	24
Steven Hargrove	4	0-0	0-0	0-0	0	0-0	0	0	24
D. Thompson	3	0-0	0-0	0-0	0	0-0	0	0	18
Jon Smith	3	0-0	0-0	0-0	0	0-0	0	0	18
Nick Rogers	3	0-0	0-0	0-0	0	0-0	0	0	18
Delmus Coley	2	0-0	0-0	0-0	0	0-0	0	0	12
Matt Trinkle	2	0-0	0-0	0-0	0	0-0	0	0	12
Danny Wade	2	0-0	0-0	0-0	0	0-0	0	0	12
Adam O'Connor	1	0-0	0-0	0-0	0	0-0	0	0	6
Lang Campbell	0	0-0	0-0	3-3	0	1-1	0	0	6
John Pitts	1	0-0	0-0	0-0	0	0-0	0	0	6
Marques Bobo	1	0-0	0-0	0-0	0	0-0	0	0	6
James Miller	1	0-0	0-0	0-0	0	0-0	0	0	6
Travis McLaurin	1	0-0	0-0	0-0	0	0-0	0	0	6
Total	35	13-18	30-30	3-4	1	1-1	0	0	287
Opponents	38	10-15	35-35	0-1	2	2-2	0	1	299


TOTAL OFFENSE	G	Plays	Rush	Pass	Total	Avg/G
Lang Campbell	10	362	300	2296	2596	259.6
Delmus Coley	9	101	488	0	488	54.2
Nick Rogers	10	51	252	0	252	25.2
Jon Smith	7	64	212	0	212	30.3
Steven Hargrove	9	27	139	0	139	15.4
Trevor McLaurin	10	18	93	0	93	9.3
D. Thompson	9	3	53	0	53	5.9
Rich Musinski	10	6	16	0	16	1.6
Ben Lawrence	2	3	0	10	10	5.0
Danny Wade	8	1	5	0	5	0.6
LeVince Parrott	2	1	1	0	1	0.5
TEAM	1	1	-22	0	-22	-22.0
Total	10	645	1526	2306	3832	383.2
Opponents	10	727	2114	2180	4294	429.4

FIELD GOALS	FGM-FGA	Pct	20-29	30-39	40-49	Long
Greg Kuehn	13-18	72.2	3-3	6-8	4-7	49

PUNTING	No.	Yds	Avg	Long	TB	FC	I20	Blkd
Mike Mesi	42	1731	41.2	61	4	3	14	1
TEAM	1	0	0	0	0	0	0	0
Total	43	1731	40.3	61	4	3	14	1
Opponents	40	1610	40.2	54	0	2	9	0



Punter Mike Mesi earned third-team all-conference honors after averaging 41.2 yards per kick in 2003.



Placekicker Greg Kuehn led W&M in scoring with 69 points, including a perfect 30-for-30 in PATs. Kuehn earned second-team all-league honors for his efforts in 2003.

A Tribe player has racked up over 100 yards receiving in a game 101 times, led by all-time leading receiver Rich Musinski with 21 100+ yard games. (See complete list on page 82)



Silver Linings



2003 STATISTICS

DEFENSIVE LEADERS	GP	-----Tackles-----			-Sacks-		---Pass Def---		QBH	--Fumbles--		Blkd	
		Solo	Ast	Total	TFL/Yds	No-Yds	Int-Yds	BrUp		Rcv-Yds	FF	Kick	Saf
Paul Carpenter	10	60	63	123	4-11	.	.	2	.	1-0	2	.	.
Travis McLaurin	10	76	44	120	5-14	3.0-10	1-37	1	1	1-28	1	1	.
Marques Bobo	10	56	30	86	1-2	.	1-0	1	1	2-0	2	.	.
Chris Outlaw	10	34	35	69	2-4	1.0-3	1-68	.	2	.	1	.	.
Chris Ndubueze	10	35	31	66	4-17	2.5-16	.	.	1	.	1	.	.
Adam O'Connor	10	32	23	55	12-52	6.0-35	.	2	28	2-0	2	.	.
James Miller	8	35	20	55	6-20	.	2-139	4	1	1-0	.	.	.
Donte Lewis	10	28	26	54	5-27	2.0-21	.	3	8	.	1	.	.
Larry Pendleton	9	27	25	52	2-6	2.0-6	.	.	5
Billy Parker	10	34	11	45	3-9	.	2-56	6	.	1-27	1	.	.
Jonathan Shaw	9	28	14	42	1-1	1.0-12	1-37	2	1	.	1	.	.
Corey Patterson	10	29	13	42	2-3	.	.	1
Richard Riley	7	20	14	34	.	.	.	2	.	1-0	1	1	.
Mike McCarthy	10	16	18	34	1-5	1.0-5	.	2	1	.	.	1	.
Ryan Nickell	9	22	11	33	4-23	2.0-16	.	1	1
Alan Wheeling	9	20	8	28	.	.	1-19	3	.	.	1	.	.
Leonard Muldrow	9	14	12	26	2-6	1.5-6	.	.	1	.	1	.	.
Brian Williamson	8	11	6	17	.	1.0-1	.	.	1
Josh Wright	7	5	9	14	2-10	1.0-9
Dominique Thompson	9	6	6	12	1-0	.	.	.
Justin Kelly	7	5	7	12	1-7	1.0-7
Jonas Watson	6	3	4	7	1
Trevor McLaurin	10	2	5	7
Craig Patterson	3	5	1	6
Josh Lustig	8	3	1	4
Jerome Griffin	2	.	3	3
Delmus Coley	9	1	1	2
Nick Rogers	10	1	1	2
Greg Kuehn	10	1	1	2
Chris Kimber	1	.	1	1
LeVince Parrott	2	1	.	1
Rich Musinski	10	1	.	1
Lang Campbell	10	1	.	1
Matt Trinkle	6	1	.	1
Danny Wade	8	1	.	1
Adam Bratton	7	1	.	1
Zachary Stout	2	1	.	1
Total	10	616	444	1060	57-217	23-139	9-356	30	53	10-55	15	3	.
Opponents	10	348	380	728	65-176	19-106	7-21	28	.	10-18	14	1	1

INTERCEPTIONS No.	Yds	Avg	TD	Long	
James Miller	2	139	69.5	1	77
Billy Parker	2	56	28.0	0	33
Jonathan Shaw	1	37	37.0	0	38
Alan Wheeling	1	19	19.0	0	19
Travis McLaurin	1	37	37.0	0	26
Marques Bobo	1	0	0.0	0	0
Chris Outlaw	1	68	68.0	0	68
Total	9	356	39.6	1	77
Opponents	7	21	3.0	0	17



A young, aggressive Tribe defense steadily improved throughout the year. In a four-game winning streak that ended the 2003 season, the hard-hitting unit totaled 26 tackles for loss, eight sacks, five forced fumbles and five interceptions.

