

# Tribe

## 2004

# William and Mary Football

Laycock's 25<sup>th</sup> SEASON



**GAME 5 - SATURDAY, OCTOBER 9 - 7:00 P.M.**

### #18 WILLIAM & MARY AT LIBERTY TRIBE (3-1, 2-0 A10) FLAMES (2-3, 1-0 BSC)

Date	Opponent	Score/Time
Sept. 4	at North Carolina	L, 38-49
Sept. 18	*at #10 New Hampshire	W, 9-7
Sept. 25	VMI	W, 42-6
Oct. 2	*#16 NORTHEASTERN	W, 38-35 (OT)
<b>Oct. 9</b>	<b>at Liberty</b>	<b>7:00 p.m.</b>
Oct. 16	*RHODE ISLAND	1:00 p.m.
Oct. 23	*at Delaware	1:00 p.m.
Oct. 30	*at Towson	6:00 p.m.
Nov. 6	*VILLANOVA	1:00 p.m.
Nov. 13	*at James Madison	12:00 p.m.
Nov. 20	*RICHMOND	1:00 p.m.

\*A-10 conference game

Date	Opponent	Score/Time
Sept. 4	West Virginia Tech	W, 55-17
Sept. 11	at Kent State	L, 10-38
Sept. 18	Lehigh	L, 16-34
Sept. 25	at Youngstown State	L, 17-27
Oct. 2	^Gardner-Webb	W, 17-9
<b>Oct. 9</b>	<b>William &amp; Mary</b>	<b>7 p.m.</b>
Oct. 23	^at Coastal Carolina	7 p.m.
Oct. 30	^Charleston Southern	1:30 p.m.
Nov. 6	^at VMI	1 p.m.
Nov. 13	at Chattanooga	1:30 p.m.
Nov. 20	Elon	1:30 p.m.

^Big South conference game

### HEAD COACHES

Jimmye Laycock (W&M, 1970)

W&M Record 162-111-2 (25th year)

Career Record 162-111-2 (25th year)

vs. LU 0-0

Ken Karcher (Tulane, 1986)

LU Record 16-34 (5th year)

Career Record 16-34 (5th year)

vs. W&M 0-0

### GAME DAY INFORMATION

**#18 WILLIAM AND MARY (3-1, 2-0 A10) AT LIBERTY (2-3, 1-0 BIG SOUTH)**

**Kickoff** - 7:00 p.m., Saturday, October 9

**Site** - Williams Stadium, Lynchburg, VA (cap. 12,000, AstroTurf)

**On The Air** - The Tribe Football Radio Network will broadcast today's game across the Commonwealth of Virginia. The veteran broadcast duo of Jay Colley (play-by-play) and Bob Sheeran (color) will call the action. For a complete listing of the Tribe Football Radio Network, see page 7.

**All-Time Series** - First meeting.

**Last Meeting** - n/a

### MEDIA CONTACTS

#### W&M SPORTS INFORMATION

**SID** - Pete Clawson

**Phone** - (757) 221-3369

**Email** - pmclaw@wm.edu

**Fax** - (757) 221-3412

**Web** - www.TribeAthletics.com

#### LU SPORTS INFORMATION

**SID** - Todd Wetmore

**Phone** - (434) 582-2292

**Email** - twetmore@liberty.edu

**Fax** - (434) 258-2076

**Web** - www.LibertyFlames.com

### FIRST AND 10

The 18th-ranked College of William and Mary visits state-rival Liberty on Saturday night in the first-ever meeting between the schools. W&M has won three straight games after a season-opening loss at I-A UNC and is coming off a 38-35 overtime victory over previously 16th-ranked Northeastern last Saturday at home. Saturday's game also marks the Tribe's first night game of the season. The Flames, members of the Big South, are coming off a 17-9 win over two-time defending conference champion Gardner-Webb.



#### Quick Slant

Saturday will mark the first-ever meeting between William and Mary and Liberty on the gridiron. LU is the only Division I-A or I-AA team in VA that W&M has never beat.

### IN THE HUDDLE

Top Stories

#### All-American Candidate

Senior quarterback Lang Campbell is just 76 total yards shy of 4,000 for his career.

Page 3, 5

#### Laycock's 25th Season

With a Tribe win over Liberty Saturday, Laycock will have recorded a win over every Division I football school in the state, except Virginia Tech.

Page 4

#### Atlantic 10 Update / Game Notes

See what's going on around the league and catch up on all the Tribe notes.

Page 5

#### Tribe Club Information

Information about upcoming football tailgates sponsored by the Tribe Club and W&M Alumni Association.

Page 9

#### The Numbers Game

Rosters, week-by-week starters, the last time it happened, single-game highs, drive summaries, game-by-game results and season stats.

Page 10





OFFENSE

Table listing offensive players for William & Mary, including WR 3 Dominique Thompson, LT 78 Matthew Witham, LG 63 Ryan Lumm, C 59 Patrick Mulloy, RG 68 Cody Morris, RT 75 Michael Grenz, TE 40 Adam Bratton, WR 27 Joe Nicholas, QB 12 Lang Campbell, TB 2 Jon Smith, FB 26 LeVince Parrot.

DEFENSE

Table listing defensive players for William & Mary, including DE 97 Adam O'Connor, DT 58 Larry Pendleton, DT 99 Mike McCarthy, DE 94 Josh Wright, ILB 52 Travis McLaurin, OLB 54 Chris Ndubueze, OLB 55 Ryan Nickell, CB 24 Richard Riley, SS 35 Jonathan Shaw, FS 21 James Miller, CB 8 Alan Wheeling.

SPECIAL TEAMS

Table listing special teams players for William & Mary, including PK 25 Greg Kuehn, P 13 Mike Mesi, KR 3 Dominique Thompson, PR 35 Jonathan Shaw.

OFFENSE

Table listing offensive players for Liberty, including WR 5 Ryan Grigsby, LT 69 Kevin Inge, LG 68 Kavon Mostatabi, C 76 Sean Boyle, RG 78 Thomas Smith, RT 70 Markus Ferguson, TE 80 Jay Cline, WR 84 Brandon Turner, QB 12 Paul Troth, FB 2 Sam Gado, WR 1 Wynton Jackson.

DEFENSE

Table listing defensive players for Liberty, including DE 45 Steve Ackley, DT 91 Seith Reichart, DT 95 Michael Erminger, DE 90 Andre Gould, LB 35 Kenneth Kemp, LB 51 Manny Rojas, LB 47 Derek Beaty, CB 23 Erick Harris, SS 29 Josh Wallace, FS 8 C.J. Moore, CB 13 Jared Brogden.

SPECIAL TEAMS

Table listing special teams players for Liberty, including PK 39 Zacry Kolegue, P 3 Noah Crouch, KR 18 Korey Cook, PR 13 Jared Brogden.

HOW THEY LINE UP

Table comparing William & Mary and Liberty statistics across categories like Games Played, Scoring Offense, Rushing Offense, Pass Att.-Cmp, Had Intercepted, Completion %, Passing Offense, Total Offense /game, Turnover Margin, 3rd Down Efficiency, Scoring Defense, Rushing Defense, Passing Defense, Total Defense.

TEAM LEADERS

WILLIAM AND MARY

Rushing - Smith (59 att., 178 yds, 3 TD, 3.0 avg.)
Passing - Campbell (67-115, 1,008 yds, 5 TD, 1 INT)
Receiving - Thompson (18 rec., 361 yds, 3 TD)
Punt Ret. - Shaw (6 ret., 36 yds, 6.0 avg.)
Kick Ret. - Cason (5 for 121 yds, 24.2 avg.)
Kicking - Kuehn (7-9 FG, long 35; 14-14 PAT)
Punting - Mesi (37.6 avg., 64 long, 2 inside 20)
Tackles - Ndubueze (33 total, 17 solo)
Sacks - O'Connor (2.5 for 20 yards)
TFL - O'Connor (4.0 for 23 yards)
INT - Nickell (2 for 0 yards), Miller (2 for 0 yards)
Pass Brks - Miller (4)

LIBERTY

Rushing - Goodman (113 att., 609 yds, 3 TD, 5.4 avg.)
Passing - Troth (46-95, 570 yds, 1 TD, 6 INT)
Receiving - Grigsby (12 rec., 172 yds, 14.3 avg.)
Punt Ret. - Brogden (9 for 62 yds, 6.9 avg.)
Kick Ret. - Hamilton (6 for 99 yds, 16.5 avg.)
Kicking - Kolegue (3-6 FG, 27 long; 12-12 PAT)
Punting - Crouch (39.9 avg., 57 long, 4 inside 20)
Tackles - Rojas (46 total, 16 solo, 2.5 TFL)
Sacks - Moore (1.5 for 4 yards)
TFL - Reichart (5.0 for 8 yards)
INT - Harris (2 for 0 yards)
Pass Brks - Brogden (8)

TALE OF THE TAPE

Table comparing William & Mary and Liberty statistics for WR & TE, OF Backs, OL & TE, DL, LB, DB.

W&M SPORTS INFORMATION

Phone: (757) 221-3344
Fax: (757) 221-3412
Web: www.TribeAthletics.com
Director: Pete Clawson
Email: pmclaw@wm.edu
Assist. Football Contact: Mark Hoskins
Email: mjhosk@wm.edu

College of William and Mary Team Information

QUICK FACTS

Captains: Lang Campbell, Wade Harrell
Offensive Formation: Pro-style
Defensive Formation: Multiple 4-3
Lettermen Ret./Lost: 34/8
Off. Starters Ret./Lost: 8/3
Def. Starters Ret./Lost: 8/3
Spec. Starters Ret./Lost: 2/0

FOOTBALL INFO

First Season: 1893
All-Time Record: 487-482-41
Stadium: Zable Stadium (13,270, natural grass)
All-Time Home Record: 180-101-6
Bowl/Playoff Appearances: 11 (6 in D I-AA)
Bowl/Playoff Record: 6-7 (2-6 in D I-AA)
Conference: Atlantic 10

Head Coach

Jimmye Laycock (W&M, 1970)
(See page 4)

ASSISTANT COACHES

Bob Solderitch, Zbig Kepa, Jim Pletcher, Matt McLeod, Steven Jerry, Matt McLeod, Trevor Andrews, Greg Shockley, Adam Braithwaite, Scott Boone

2003 IN REVIEW

Overall Record: 5-5
A-10 Record: 4-4 (6th)
Home: 2-2
Away: 3-3
Final Ranking: None

UNIVERSITY FACTS

Location: Williamsburg, Va.
Founded: 1693
Enrollment: 5,560
Nickname: Tribe
Colors: Green, Gold and Silver
President: Timothy J. Sullivan (W&M, 1966)
Athletics Director: Terry Driscoll (BC, 1969)

# LANG CAMPBELL

## THE CAMPBELL FILE

**Senior, QB, 6-3, 205**

**Hometown:** Winchester, Va.

**High School:** Handley

**Major:** History and Economics

**Honors/Awards:** Preseason honorable-mention All-American by I-AA.org, preseason first-team all-conference, third-team all-conference in 2003, two-time academic all-conference selection (2002, 2003). A-10 Offensive Player of the Week Sept. 4.

**Personal:** Son of Shep and Nancy Campbell... Brings a cumulative GPA of better than 3.3 into senior campaign... Enjoys playing sports, listening to music and reading in his free time... Born September 25, 1981.

Note of the Week: Campbell is just 76 total yards shy of 4,000 for his career.



The senior from Winchester, VA emerged with a breakout season last fall and has continued to impress in his second season as a starter.

In the season-opener at UNC, Campbell threw for a career-high 322 yards, surpassing the 300-yard mark for the first time in his career. He completed 23 of 41 attempts and threw a pair of TD passes and added two rushing scores. He became the first Tribe quarterback to run and pass for two TDs in a game, since David Corley, Jr. did it in 2001.

Slowed by heavy rains and poor field conditions, Campbell was efficient at UNH, throwing for 148 yards on 11 for 23 passing and running for 42 yards on 14 attempts to lead W&M over the 10th-ranked Wildcats, 9-7.

On his 23rd birthday against VMI, Campbell went 11-for-15 through the air for 160 yards and a pair of TD passes, before handing the quarterback duties over early in the second half in the Tribe's 42-6 victory.

He again went over the 300-yard mark on Saturday, throwing for a career-best 378 yards on 22-of-36 passing. Campbell completed a season-long 77-yard TD pass to Dominique Thompson in the fourth quarter that gave W&M a 35-28 advantage, and he also ran for a pair of first half scores. The 378 passing yards brought his career total to 3,514, moving him into eighth place on the W&M career list. He also brought his career TD pass total to 29 and moved into ninth place on the W&M career list for total offensive yards with 3,294.

For more notes on Campbell see page 5.

## CAMPBELL'S 2004 CLIPS

- Thrown at least one TD pass in 13 of 14 career starts.
- Thrown for 200 or more yards in nine of his 14 career starts.
- Surpassed 3,000 career yards with 160 vs. VMI on Sept. 25.
- Threw for a career-best 378 yards in a 38-35 overtime win over #16 Northeastern. Also ran for two scores in the game.
- Ranks 8th on the W&M career passing yards list (3,514).
- Ranks 9th on the W&M career total offensive yards lists with 3,294.
- Ranks 8th on W&M career TD passes list with 29.
- At UNC, became first W&M QB to pass and run for two TDs since David Corley did it vs. Maine in 2001.
- Ranks third in A10 in total offense (272.2).
- Ranks third in A10 in passing yards per game (252.0).
- Ranks fourth in the A10 in pass efficiency (144.5).

## CAMPBELL'S 2003 CLIPS

- Led the A-10 in passing yards per game (229.6) and pass efficiency (152.1) in 2003.
- Threw for over 200 yards in each of the Tribe's final seven games last year.
- Finished '03 as the Tribe's second-leading rusher with 300 yards.
- Twenty-two TD passes in '03 matched fifth-best single-season total in W&M history.
- Threw at least one TD pass in all 10 games.

## Campbell's 2004 Statistics

	G/S	Att.	Cmp.	Pct.	Yards	AVG/G	TD	INT	Rushes	Yards	TD	AVG/G.
at North Carolina	Sept. 4	41	23	.561	322	322.0	2	0	6	35	2	35.0
at #10 New Hampshire	Sept. 18	23	11	.478	148	148.0	0	0	14	42	0	42.0
VMI	Sept. 25	15	11	.733	160	160.0	2	0	4	-5	0	-5.0
#16 NORTHEASTERN	Oct. 2	36	22	.611	378	378.0	1	1	8	9	2	9.0
<b>2004 TOTALS</b>	<b>4/4</b>	<b>115</b>	<b>67</b>	<b>.583</b>	<b>1,008</b>	<b>252.0</b>	<b>5</b>	<b>1</b>	<b>32</b>	<b>81</b>	<b>4</b>	<b>20.2</b>
<b>Campbell's Career Numbers Against Upcoming Opponents</b>												
at Liberty	-	-	-	-	-	-	-	-	-	-	-	-
RHODE ISLAND	2/1	31	20	.645	279	139.5	3	0	6	26	0	13.0
at Delaware	1/1	37	27	.730	278	278.0	3	0	13	17	0	17.0
at Towson	-	-	-	-	-	-	-	-	-	-	-	-
VILLANOVA	-	-	-	-	-	-	-	-	-	-	-	-
at James Madison	1/1	37	22	.595	258	258.0	1	0	5	35	0	35.0
RICHMOND	2/1	30	20	.667	237	118.5	2	0	9	61	0	30.5
<b>OVERALL CAREER</b>												
2003	10/10	285	182	.639	2,296	229.6	22	7	77	300	0	30.0
2002	5/0	13	7	.538	69	13.8	1	0	5	23	1	4.6
2001	2/0	10	8	.800	141	70.5	1	0	2	6	1	3.0
<b>TOTALS</b>	<b>21/14</b>	<b>423</b>	<b>264</b>	<b>.624</b>	<b>3,514</b>	<b>167.3</b>	<b>29</b>	<b>8</b>	<b>116</b>	<b>410</b>	<b>6</b>	<b>19.5</b>



TRIBE HEAD COACH

# JIMMYE LAYCOCK



**THE JIMMYE LAYCOCK ERA (1980-present)  
162-111-2 (Career Record)**

Year	Record	Postseason
1980	2-9	
1981	5-6	
1982	3-8	
<b>1983</b>	<b>6-5</b>	
<b>1984</b>	<b>6-5</b>	
<b>1985</b>	<b>7-4</b>	
<b>1986</b>	<b>9-3</b>	NCAA Playoffs
1987	5-6	
<b>1988</b>	<b>6-4-1</b>	Epson Ivy Bowl
<b>1989</b>	<b>8-3-1</b>	NCAA Playoffs
<b>1990</b>	<b>10-3</b>	NCAA Playoffs
1991	5-6	
<b>1992</b>	<b>9-2</b>	Epson Ivy Bowl
<b>1993</b>	<b>9-3</b>	
<b>1994</b>	<b>8-3</b>	
<b>1995</b>	<b>7-4</b>	
<b>1996</b>	<b>10-3</b>	NCAA Playoffs
<b>1997</b>	<b>7-4</b>	
<b>1998</b>	<b>7-4</b>	
<b>1999</b>	<b>6-5</b>	
2000	5-6	
<b>2001</b>	<b>8-4</b>	NCAA Playoffs
<b>2002</b>	<b>6-5</b>	
2003	5-5	
2004	3-1	

**Winning Seasons in Bold**

**Laycock at I-AA Playoffs**

1986	Delaware, 17-51 (L)
1989	Furman, 10-24 (L)
1990	Massachusetts, 38-0 (W)
	Central Florida, 38-52 (L)
1993	McNeese State, 28-34 (L)
1996	Jackson State, 45-6 (W)
	Northern Iowa, 35-38 (L)
2001	Appalachian State, 27-40 (L)

**Laycock vs. The Atlantic 10**

Team	W	L	T
Delaware	10	13	0
Hofstra	2	1	0
James Madison	11	12	0
Maine	5	1	0
Massachusetts	4	5	0
New Hampshire	8	2	0
Northeastern	9	2	0
Rhode Island	8	1	0
Richmond	18	6	0
Towson	1	0	0
Villanova	8	5	1

**Silver Linings: Jimmye Laycock** is in his 25th season as the Tribe's head coach. The school's all-time winningest coach, Laycock has compiled a 162-111-2 career record at W&M. He ranks fifth on the A-10 career victories lists (60), only one behind former Richmond and Massachusetts coach Jim Reid. W&M has made seven postseason appearances under Laycock and posted winning ledgers in 17 of the past 21 seasons.

**Good Company:** Tribe head coach Jimmye Laycock, in his 25th season on the W&M sidelines, ranks third among all current Division I-A and Division I-AA head coaches in terms of most years at their current school. The two coaches ahead of Laycock are Penn State's Joe Paterno (37 years) and Florida State's Bobby Bowden (26 years).

**Quotes from the Monday, Oct. 4, A-10 Coaches Conference Call...**

**You said after the Saturday's win over Northeastern that you have all the confidence in the world in [junior place kicker] Greg Kuehn. Can you comment on that?**

Yes. He has performed under pressure before. He had a terrific kick in a similar game against James Madison [in 2002] where he kicked a long field goal in overtime. Unfortunately, we ended up losing that game. He's very good in pressure situations and he is fundamentally sound. As long as he sticks to his fundamentals and our line protects him, we have confidence he is going to do his job.

Another big thing in this game was picking up that first down [on an 8-yard completion to red-shirt freshman Joe Nicholas] on our overtime possession. If we hadn't picked that up, it would have been a longer, tougher kick, but with the first down, we put Greg in a good position and he made the field goal.

**Quarterback Lang Campbell threw for 378 yards in this game, but he said he was not happy with his performance. What are your thoughts?**

Lang is his own toughest critic, and in this game he did make a few uncharacteristic mistakes. He was very unhappy about them. The great thing about Lang, and the other guys on our team, is that they may not always be on top of their game, but they hang in there, keep working at it, and find a way to be successful, as Lang did in throwing for 378 yards. Looking back at the tape, overall it's hard to find much fault in his performance.

**Can you talk about freshman Joe Nicholas and his emergence as a wide receiver?**

Joe has been getting plenty of snaps with [senior receiver] Josh Lustig being out with an injury,

and throughout the season he has shown signs of being a very effective receiver. It's just a matter of repetition and experience, and [Offensive Coordinator/Wide Receivers Coach] Zbig Kepa has done a lot of work with him. He has the ability to make plays and he made some really big ones on Saturday.

**Liberty has been interested in playing William and Mary for a long time. What made you decide to schedule them this year?**

The biggest reason probably is that our conference schedule went from nine games down to eight this year, so that opened up a slot, and we were happy to have the opportunity to schedule them.

**Do you think your team should be ranked right now, or does it not matter to you?**

It really doesn't matter to us right now. Whether you are ranked or not, you still have to go out and play. If you do your job, you will usually be ranked at the end of the season, so I was happy to get the win on Saturday. Northeastern played a very good game, and we were fortunate to make a few more plays than them and come out with the victory.

**What are your thoughts on Liberty?**

As I said earlier, I was happy to have the opportunity to schedule them. They are a very good Division I-AA program. We are trying to prepare for them, but it is difficult since we have not faced them before, so there is no base of reference.

**How tough is it to prepare for an opponent you have not faced before?**

It is very difficult. When we have been in this situation in the past, we have put more emphasis on ourselves, and try to improve on everything we do. And hopefully during the game, we will be able to make adjustments to what we see from them. We will try to correct the mistakes we made against Northeastern, and improve ourselves. That's what we need to do is take care of ourselves, then be ready to play on Saturday.

**Where do you feel improvements need to be made?**

Defensively, we gave up a lot of long passes, and did not pressure the quarterback much until Adam O'Connor sacked him overtime, that was a huge play. So there are a lot of things we need to improve on.

**What do you think has been the biggest surprise in the league so far?**

Heading into the season, we knew it was going to be a very competitive league. I guess the thing that caught everybody's attention was New Hampshire's win over Rutgers, and Maine's win over Mississippi State. I wasn't surprised because I knew the teams in our conference could face up with anybody, but I suppose those wins have given our conference a little bit of national notoriety.



## 2004 ATLANTIC 10 STANDINGS

SOUTH	A-10	Overall
Delaware	3-0	4-1
<b>William and Mary</b>	<b>2-0</b>	<b>3-1</b>
James Madison	2-0	3-1
Richmond	1-0	2-2
Villanova	0-2	3-2
Towson	0-2	2-2
NORTH	A-10	Overall
New Hampshire	1-1	4-1
Northeastern	1-1	2-2
Hofstra	1-1	2-2
Maine	0-1	2-2
Rhode Island	0-1	2-2
Massachusetts	0-2	2-3

### AROUND THE ATLANTIC 10 THIS WEEK

#### Saturday, October 9

<b>William and Mary at Liberty</b>	<b>7:00 pm</b>
*Villanova at Northeastern	12:30 pm
*Massachusetts at James Madison	1:30 pm
*Maine at Richmond	3:00 pm
*Rhode Island at Towson	6:00 pm
Hofstra at Stony Brook	6:00 pm

\*Atlantic 10 conference game

### W&M'S ATLANTIC 10 RANKING

Total Offense	6th	373.0
Passing Offense	3rd	263.8
Rushing Offense	10th	109.2
Scoring Offense	5th	31.8
Pass Efficiency	4th	144.2
Third-down Conversion	5th	42.2
Fourth-down Conversion	1st	100.0
Total Defense	8th	347.2
Passing Defense	7th	196.5
Rushing Defense	10th	150.8
Scoring Defense	10th	24.2
Pass Defense Efficiency	7th	115.8
Interceptions	T-5th	5
Turnover Margin/game	1st	1.50
Kickoff Returns	T-5th	21.5
Kickoff Coverage	3rd	15.9
Penalties	1st	46.5
Field Goals	2nd	.778
Time of Possession	1st	32:57

### W&M INDIVIDUALS IN THE A-10 TOP 10

Pass Yds/Game	Campbell	3rd	252.0
Total Offense	Campbell	3rd	272.2
Pass Efficiency	Campbell	4th	144.5
Punting	Mesi	T-6th	37.6
Scoring	Kuehn	5th	8.8
Scoring (TDs)	Campbell	T-9th	6.0
Scoring (Kick)	Kuehn	1st	8.8
All Purpose	Thompson	9th	110.0
Receptions/Game	Thompson	9th	4.50
Rec. Yds/Game	Thompson	6th	90.2
FG/Game	Kuehn	1st	1.75
PAT Pct.	Kuehn	T-1st	100.0
Sacks	O'Connor	T-9th	2.5
Fumbles Recov.	Tra. McLaurin	T-2nd	2
Fumbles Forced	Cason	T-8th	1
	Wheeling	T-8th	1
	Pendleton	T-8th	1
	O'Connor	T-8th	1
Passes Defended	Miller	T-5th	6

## W&M GAME NOTES

VS. LIBERTY OCT. 9, 2004

**Big Win:** These days, any win in college football is considered a big win. But, there was definitely something special about defeating a nationally ranked opponent in your home conference opener.

The program's upset of 16th-ranked Northeastern not only powered the College's first national ranking since Nov. 18th of 2002 (see note to follow), but produced several interesting side notes. Of course, none are more important than the fact it moved W&M's league mark to 2-0 on the season and kept it as one of only four undefeated team's in conference play (see A10 standings at left).

The following are some highlights of the Tribe's win.

### The win against Northeastern ...

- Gives the Tribe a 3-1 record, its best start to a season since winning a share of the A10 Crown in 2001.
- Extends W&M's conference winning streak to six games (dating back to last season), it's longest since winning six-straight league tilts in the 1993 season.
- Earned the Tribe its second win over a ranked team in three weeks (No. 10 UNH, 9/18). The last time the College downed two Top 25's in the same season was 2001 (Villanova/Maine).
- Stands as the College's first overtime win since the 2000 season (a 48-41 win at Villanova). The Tribe is now 3-2 all-time in overtime contests.
- Improves Head Coach Jimmie Laycock's all-time conference record to 60-32 (.652 winning percentage). He needs just one more conference win to move into fourth place on the league's all-time win list.

**Checking the Polls:** In the latest Sports Network Poll, the College checks in at the No. 18 position. Overall, a total of seven A10 teams are listed among its top 25 programs.

The ESPN/USA Today Top 25 features a record eight A10 teams, with the Tribe also holding down the No. 18 position.

Looking at Jeff Sagarin's NCAA rankings, you'll find seven league members among his top 20 for I-AA schools, with W&M ranked as his pick at No. 2 (trailing only Georgia Southern). Overall, he lists the College as the 80th best program

amongst all Division I football playing schools.

For a complete look at this week's polls, see page 10.

**How Tough is the A10?:** There are many ways to measure a league's strength and looking at the various national polls is probably one of the least scientific. But, for better or worse, the polls reflect what the national voting body perceives.

Just a quick glance at the national polls, using the Sports Network Poll as the model, you'll find one of the strongest cases for the league to claim its place as one of the premier I-AA conference in the nation, as two programs (No. 12 Maine and No. 14 Villanova) are listed amongst the top 15 and have yet to win a conference game (the two teams combine for an 0-3 conference record to this point in the season).

**On the Attack:** While the defense provided big plays late in the game (see O'Connor and Miller notes on page 8) and the special team's, led by all-conference kicker Greg Kuehn, provided for three field goals (see Kuehn on Kicking note on page 7), it was the offense, led by All-American candidate, quarterback Lang Campbell, that had a break out game. Facing the league's top ranked defensive unit, which came into the game allowing just 208 yards and 10.3 points a contest, the College's attack raised its level of play and came out with an explosive performance, racking up a season high 474 total yards and 38 points.

Campbell was not flawless, by any means, on the afternoon. In fact, before stepping under center for the Tribe's final drive of the first half (with 1:53 remaining), the senior from Winchester, VA had thrown for just 46 yards on seven completions (in 15 attempts) and had set Northeastern up for its first score of the contest by throwing his first interception of the season.

But, as the Tribe faced entering the half trailing 14-7, Campbell and the offense found a rhythm. And what a rhythm it was, as Campbell fashioned a six-play, 71-yard scoring drive that ended first half. He moved W&M the first 69 yards with his right arm, completing four of five

passes, then capped the drive by using his feet to cover the final two yards on a scoring plunge.

It was game-on from this point forward for the Tribe offense, as it caught fire in the second half. The following is some of what the Tribe attack achieved over the final 31:53 of the contest (including overtime).

- The team scored on six of its final seven possessions (excluding the final possession of regulation, where the College ran out the clock to set up the overtime session).

- Five of the six scoring drives covered more than 65 yards, the lone exception being the overtime possession, which started on the NU 25.

- Campbell completed 15 of his 21 final pass attempts, for 332 yard and one score.

- Seven of those final 15 completions were for gains of over 20 yards, including a 77-yard scoring pass to Dominique Thompson (with just under three minutes remaining). This was the Tribe's longest scoring play from scrimmage since former All-American WR Rich Musinski covered 80 yards on a reception vs. VMI in 2002.

- Converted all five ventures into the Husky red zone into points, in contrast to Northeastern, which missed on two second half red zone opportunities (missed FG and INT). By ending the game six for six in the red zone (three FGs / TDs), W&M has now converted all its red zone chances into points on the season (19 of 19, 12 TDs/7 FGs) (see complete listing on page 20).

**Counting Campbell:** On the afternoon, quarterback Lang Campbell continued to add to already impressive resume of achievements this season, as he finished with a career best 378 yards on 22 completions in 36 attempts. In addition to the one TD pass he threw, Campbell also added a pair of touchdown runs. With nine rushing yards, he also established a career best for total yards with 387.

His 378-yard passing effort stands as the eighth best single-game total in school history (see listings on page 18) and marks the second time in four games this season he has gone for better than 300 yards (322 vs. North Carolina in the season opener).

Campbell moved his career total to 3,514 yards (in just 14 career starts), which is good for eighth-place on the Tribe's all-

time career charts, while his 3,924 yards of total offense ranks ninth all-time at the College (see complete listings on page 10).

Despite throwing his first pick of the 2004 season (and first in his last 130 attempts), Campbell still carries an impressive interception to TD ratio of nearly four to one for his career (29 TDs/8 Ints). In fact, the interception he threw against Northeastern was his third in two career games against the Huskies (counting the two picks he tossed in the 2003 contest). His two interceptions vs. UMass in 2003 stand as the only other INTs he has thrown in 10 career games of conference play.

In his 14 career starts, Campbell has thrown at least one TD pass on 13 occasions (his only miss coming in the deluge at New Hampshire). Overall, he has accounted for 31 total career touchdowns (27 passing, four rushing), an average of better than two per outing.

In completing 61% of his passes vs. NU (22 of 36), Campbell now has completed better than 50% of his attempts in all but one of his 14 career starts (again, vs. UNH, when he connected on 12 of his 21 attempts). For his career, Campbell has a completion percentage of .624, which ranks him second all-time at the College.

For the season, Campbell is currently third in the league in both total offense (272.2 yds/game) and passing yards (252.0), while his pass efficiency rating of 144.5 places him fourth overall.

**Total Package:** With Campbell at the controls, the College is averaging 31.8 points and 373.0 total yards a contest, through four games. Over his 14 career starts, the Tribe has averaged 29.6 points and 380.0 yards of total offense a game.

**Extra Special Points:** In connecting on a two-point conversion pass to Joe Nicholas after the Tribe's final touchdown vs. Northeastern, Campbell is now five for five in career two-point conversion attempts.

**Coming Into his Own:** Senior receiver Dominique Thompson has been living up to his preseason billing as the team's big-play specialist, as he carries an impressive 20-plus yds/catch average on 18 receptions this season. He was especially explosive vs. Northeastern, as he dashed for a career-best 157 yards on five grabs.



**LAST WEEK'S RESULTS - OCT. 2**

- \*William & Mary 38, Northeastern 35 (OT)
- \*Delaware 43, Maine 38
- \*James Madison 31, Hofstra 21
- \*New Hampshire 51, Villanova 40
- Towson 21, Cornell 11
- Brown 20, Rhode Island 13
- Boston College 29, Massachusetts 7

**A-10 WEEKLY AWARDS - (10/2/04)**

- Offensive** - Ricky Santos, UNH
- Defensive** - Shannon James, UMass
- Rookie** - Santos, UNH
- Special Teams** - Greg Kuehn, W&M

**A-10 IN THE NATIONAL POLL - (OCT. 4)**

<b>Sports Network</b>	<b>ESPN/USA Today</b>
4. Delaware	4. Delaware
9. New Hampshire	9. New Hampshire
12. Maine	12. Maine
14. Villanova	15. Villanova
18. William & Mary	18. William & Mary
19. James Madison	19. James Madison
23. Northeastern	23. Northeastern
	24. Massachusetts

(see page xx for complete polls)

**TOP 10 CAREER A-10 COACHING VICTORIES**

1. Bill Bowes (UNH, 1972-98).....97
2. "Tubby" Raymond (UD, 1966-01)...89
3. **Andy Tally (VU, 1985- ).....78**
4. Jim Reid (UMass, 1986-91, UR, 95-03)...61
5. **Jimmy Laycock (W&M, 1993- ).....60**
6. Tom Jackson (UC, 1983-93).....42
7. Hal Westerman (UM, 1951-66).....41
- Vic Fusia (UMass, 1961-70).....41
9. **Jack Cosgrove (UM, 1993- ).....40**
10. Bob Griffin (URI, 1976-92).....37

Acitve Coaches in Bold

**ALL-TIME CONFERENCE STANDINGS (10/3)**

<b>Team</b>	<b>Conf. Record</b>	<b>Pct.</b>
Delaware	104-44-0	.703
<b>William &amp; Mary 60-32-0</b>		<b>.652</b>
Massachusetts	197-116-4	.628
Villanova	78-55-0	.586
<i>Connecticut</i>	<i>158-115-10</i>	<i>.576</i>
New Hampshire	158-160-10	.497
James Madison	46-47-0	.495
Hofstra	14-15-0	.483
<i>Boston U.</i>	<i>143-177-7</i>	<i>.448</i>
Maine	143-178-7	.447
Richmond	59-87-0	.404
Northeastern	37-56-0	.398
Rhode Island	116-209-7	.360
<i>Vermont</i>	<i>27-63-2</i>	<i>.304</i>
Towson	0-2-0	.000
<i>Former members in italics</i>		



## MEDIA CENTER

### **WILLIAM AND MARY ON THE RADIO**

Stretching over 150 miles across Virginia, the William and Mary radio network is the gateway to all of the Tribe's football action over the air. Veteran broadcast team Jay Colley (play-by-play) and Bob Sheeran (color) will once again relay the excitement of Tribe football over the airways on Saturdays. In addition to your local stations, all Tribe football and men's basketball games can be heard via the W&M athletics web site, [www.TribeAthletics.com](http://www.TribeAthletics.com).

#### W&M Radio Network Affiliates

WMBG	740 AM	Williamsburg
WSRV	92.3 FM	Williamsburg
WBRG	1050 AM	Lynchburg
WTOX	1480 AM	Richmond

You can also catch head coach Jimmie Laycock each Thursday morning from 7:45 a.m. to 8:00 a.m. on Mornings with Big Al on Richmond's WXGI ESPN 950 AM and Thursday afternoons with Bob Sheeran from 12:30 p.m. to 1 p.m. on Williamsburg's WMBG 740 AM live from the Backfin Restaurant in Williamsburg.

### **A-10 COACHES CONFERENCE CALL**

Every Monday, the A-10 will conduct a teleconference from 10 a.m.-12:10 p.m. (eastern time) with each of its head football coaches. Each coach will have a ten-minute slot to discuss his team and answer questions from the media. Members of the media are strongly encouraged to participate. For the access number, call Pete Clawson (757) 221-3369. Below is the schedule:

10:00	Atlantic 10 Update
10:10	Dave Clawson, Richmond
<b>10:20</b>	<b>Jimmie Laycock, W&amp;M</b>
10:30	Andy Talley, Villanova
10:40	Rocky Hager, Northeastern
10:50	Mickey Matthews, JMU
11:00	Jack Cosgrove, Maine
11:10	Don Brown, Massachusetts
11:20	Tim Stowers, Rhode Island
11:30	K.C. Keeler, Delaware
11:40	Sean McDonnell, UNH
11:50	Joe Gardi, Hofstra
12:00	Gordy Combs, Towson

### **W&M WEEKLY PRESS CONFERENCE**

A press conference with head coach Jimmie Laycock will be held Tuesday's prior to a Saturday game at noon at the Hospitality House in Williamsburg. Interviews with players will follow the luncheon. Please confirm your attendance with Pete Clawson at least 24 hours in advance at (757) 221-3369 or [pmclaw@wm.edu](mailto:pmclaw@wm.edu).

### **A-10 PRESS BOX PHONE NUMBERS**

Delaware	302-831-6199/302-831-2186
Hofstra	516-463-5247
James Madison	540-568-6521
Maine	207-581-1049
Massachusetts	413-545-3550
New Hampshire	603-862-2585
Northeastern	617-566-5956
Rhode Island	401-874-4616
Richmond	804-355-6110
Towson	410-704-3102
Villanova	610-519-5290
William & Mary	757-221-3414

The effort stood as Thompson's first career 100-plus yard afternoon and was highlighted by a crucial 77-yard catch and run that came with just 2:34 remaining and the Tribe trailing 28-27. He beat his defender on a slant over the middle and cradled the perfectly delivered pass at around midfield, then out sprinted the safety to pay dirt.

On the season, Thompson has now caught 18 passes for 361 yards and three scores. Nine of his 18 receptions have gone for more than 15 yards and his last 10 catches have moved the chains for the College. For the year, all but two of his catches have resulted in first downs.

His average of 90.2 yards a game ranks him sixth in the conference, while his 4.50 catches/game stands ninth.

**Not Your Average Joe:** Redshirt freshman receiver Joe Nicholas has been a steady contributor through his first three career games with the College. Saturday, vs. Northeastern, he transformed from solid to spectacular, making several acrobatic catches and played a pivotal role in helping power the upset. He ended the game with a career best six catches for 111 yards.

While he set up two scoring drives with long catches, perhaps his most valuable play came after Thompson's 77-yard score, as he beat his defender to the corner of the end zone and pulled down what proved to be a very critical two-point conversion. His two points put the Tribe up seven, and helped prevent a Northeastern touchdown from providing the winning margin.

His 100-yard effort was the first by a Tribe freshman since, of course, Rich Musinski went over the 100-yard mark in the 2000 season vs. VMI (four catches for 111 yards).

For the season, Nicholas is the Tribe's second leading receiver with 13 grabs for 215 yards and a score.

**Double the Pleasure:** Thompson and Nicholas became the first receiving tandem to go over the 100-yard mark in the same game since the last regular season game of 2001, which saw Musinski (126) and Bryce Lee (117) turn the trick in the Tribe's conference title clinching win over Villanova.

**End of the Line:** Sophomore tight end

Matt Trinkle cuts an imposing presence, on the line of scrimmage, as he stands 6' 5" and weighs in at nearly 250 pounds. But his size doesn't prevent him from getting down field to make plays, as he also a good athlete with soft hands.

He emerged as a key outlet receiver for Campbell against Northeastern by contributing a career best three catches for 55 yards. Trinkle played a vital role in the Tribe's scoring drive right before the first half ended, as he came through with a pair of receptions, including a 32-yard catch and run that put the offense in business at the Husky 27 yard line.

Expect to see he and fellow tight end, junior preseason first team all-conference selection Adam Bratton, continue to make an impact as the season wears on, as both are very capable of working underneath coverages.

Last season the tandem combined for 151 yards on 14 catches and two touchdowns. Through four games this year, the pair has accounted for 85 yards on seven catches.

**Kuehn on Kicking:** For the second time in three weeks, two-time all-conference junior place kicker Greg Kuehn has earned the league's Special Team's Player of the Week honors. His first honor came when he provided all the points in the Tribe's 9-7 upset at then 10th-ranked New Hampshire.

Against Northeastern, he was no less valuable, and possibly even a little more clutch, as accounted for 13 points on three field goals and four extra points. His final field goal of the afternoon came on a 28-yard effort in overtime which sealed the 38-35 win for the College.

He has now kicked three or more field goals in a game five times on his career and currently has 34 career FGs (on 48 attempts, .708 conversion), a total that is the fourth best Tribe history and the 10th-best career total in the Atlantic 10 (see chart on page 10).

Currently, his 1.75 FGs/game leads the conference and ranks second nationally.

His average of 8.8 points a game leads all conference kickers and ranks fifth among all conference players.

Kuehn has already put himself in the Tribe's record books this season, as he has been true on all 14 of his extra point attempts. Against VMI, his first attempt

marked the 51st-straight conversion, breaking former All-American Brett Sterba's school-record of 50, set between the 1999 and 2000 seasons. Kuehn has now booted 60 consecutive extra points and has not missed a point after since the 2002 season (vs. NE).

The College's success in the kicking game has been well documented over the seasons, as a Tribe place kicker has been named to the all-conference team in each of the last seven years. Kuehn has earned the honor each of the past two years and seems to be on track for a third in 2004.

The Tribe's school record for career field goals is held by current NFL standout, Steve Christie, who hammered out 57 career three-pointers. Two-time all-conference performer, Brian Shallcross is second with 48 treys, while Sterba sits in third with 46. Shallcross and Sterba currently hold the first and second positions on the A10's career field goal chart, respectively.

With at least seven games remaining in his junior season, Kuehn seems on track to make a run at Christie's career mark, as he'll enter Saturday's game averaging better than one FG/start (34 FGs in 24 career games). For perspective's sake, Christie and Shallcross entered their senior seasons with 36 and 33 field goals, respectively.

**Kicking the Conference:** As covered in the previous paragraphs, Kuehn has hit on six of his seven FG attempts against conference opponents (3-for-3 vs. UNH, 3-for-4 against NU). In contrast, the opposing kickers in those league games were a combined 0-for-5, as the Tribe prevailed by a total of five points in the two games.

**Been A While:** With all the greatness at the position, it is almost hard to believe that Kuehn's game-clinching kick in overtime stood as the first time a Tribe place kicker has decided a win on the game's final play since Shallcross rocketed a 47-yarder at the buzzer to hand Villanova an 18-15 loss in front of a Homecoming crowd in 1995 at Zable.

**Road Block:** After yielding 341 rushing yards to Division I-A North Carolina in the season-opener on Sept. 4, the Tribe defense has surrendered just 262 total rushing yards in its last three games, an



*Junior Greg Kuehn received his second A10 Special Teams Player of the Week award after kicking the game-winning 28-yard FG (pictured) in overtime Saturday against Northeastern.*

average of 87.3 per game.

In fact, W&M has held its last two opponents under 100 rushing yards (VMI 49, NU 90), marking the first time a Tribe defense has held consecutive opponents under the century mark since 1997, when the College limited JMU to 79 rushing yards on Oct. 11 (W, 38-25) and Connecticut to 94 rushing yards on Oct. 18 (W, 38-17).

**O'Connor is Overpowering:** Junior defensive end Adam O'Connor has been wreaking havoc on opposing offensive lines through the season's first four games and Saturday's win over 16th-ranked Northeastern was no different. O'Connor tied for the team lead with eight total tackles and made one of the biggest defensive plays of the day, when he sacked NU quarterback Shawn Brady for an 11-yard loss on the first play of overtime.

An all-conference candidate, O'Connor has 19 total tackles, a team-best four tackles for loss, 2.5 sacks and five quarterback hurries to his credit this season. His 2.5 sacks tie for ninth in the A10.

He tallied half of a sack with Jonas Watson at UNC, in addition to a pair of quarterback hurries. At UNH, he regis-

tered three tackles and consistently pressured freshman quarterback Ricky Santos into hurried throws and swatted one Santos pass down at the line of scrimmage. Against VMI, O'Connor made five total stops, recorded a sack and three quarterback hurries and forced a fumble.

**Miller on Time:** Junior free safety James Miller picked a perfect time to register his second interception of the season, picking off NU quarterback Shawn Brady in the end zone Saturday with 3:24 remaining in the game and the Tribe trailing 28-27. A Huskies' TD would almost certainly have sealed W&M's fate, instead the Tribe offense took over at its 20-yard line and two plays later Campbell hit Thompson on a 77-yard TD pass for the go-ahead score.

Miller has been one of the Tribe's top contributors on the defensive side of the ball this season, ranking second on the squad with 30 total tackles, 15 solo, and first in interceptions and pass break-ups (4). He recorded two PBU's against the Huskies Saturday.

**Streak Snapped:** With Northeastern scoring on a 27-yard TD pass in the second quarter Saturday, W&M's streak of con-



secutive quarters without allowing an offensive TD was halted at eight. The streak started in the second quarter of W&M's 9-7 win over then 10th-ranked New Hampshire on Sept. 18, and included all of the 42-6 win over VMI on Sept. 25, in which the Tribe allowed only two field goals to the Keydets. It was the longest such streak since 1995, when the College posted back-to-back shutouts against Northeastern and New Hampshire.

**Code Red:** In the College's last three games, W&M's red-zone defense has answered the call several times (see chart on page 20), but even more importantly, it has come up with some big stops in the Tribe's two conference victories.

In the win at 10th-ranked UNH on Sept. 18, the Wildcats gained possession trailing, 9-7, with 9:07 remaining in the fourth quarter. UNH drove 60 yards on nine plays, reaching the W&M 20-yard line and facing third down and two. On the play, senior tackle Mike McCarthy and junior linebacker Chris Ndubueze, who registered a career-high 16 tackles in the win, busted into the backfield and stopped UNH running back R.J. Harvey for a loss of one yard. The Wildcats missed a 38-yard field goal attempt on the next play, and W&M hung on the rest of the way for the victory.

Last week, the Tribe kept Northeastern off the scoreboard twice from within in the red zone in a 38-35 overtime victory. Leading 28-24 early in the fourth quarter Saturday, NU drove deep into W&M territory and was poised to score with a first-and-10 at the Tribe 16-yard line. After a short rushing game and a pair of incomplete passes, NU kicker Miro Kesic misfired on a 32-yard field goal attempt. W&M went 74 yards on 10 plays on its ensuing possession and a 28-yard FG pulled the College to within 28-27.

On NU's next possession, the Huskies once again entered the W&M red zone, reaching the Tribe's 16-yard line ahead by one with less than four minutes to play. After a pair of running plays, NU quarterback Shawn Brady looked to put the game out of reach with a potential TD pass into the end zone on third-and-10, but was intercepted by Miller.

**Big South Battles:** Saturday's game with Liberty will mark the Tribe's second this season against a Big South opponent,

as the Tribe beat VMI, 42-6, on Sept. 25. The Big South is in its third year of existence, and Saturday's game will be W&M's third-ever contest against a BSC team, as the College's two previous meetings have been against VMI. The matchup is also the Tribe's final non-conference game of the 2004 season.





**High school connections:** In the first ever meeting between W&M and Liberty in football, there will be a couple instances of former high-school teammates lining up against each other on opposite sides of the field.

**Here is breakdown of the list:**

- Tribe junior defensive end Josh Wright hails from Madison Heights, VA, just north of Lynchburg, and was a high school teammate of Liberty punter Noah Crouch at Amherst County HS.
- W&M senior co-captain Wade Harrell and Flames' senior running back Eugene Goodman are both products of Smithfield HS in Smithfield, VA.
- Tribe senior defensive backs Cory and Craig Patterson attended New Kent HS, along with Liberty senior wide receiver Chris Vaden.
- Junior defensive end Jonas Watson and Liberty redshirt freshman offensive lineman Michael Robinson are both graduate of Bethel HS in Hampton.



The Tribe Club and the William and Mary Alumni Association are hosting pre-game tailgate parties at a number of W&M away game this season. Here is a list of tailgates where you can join fellow alumni and friends on the road in support of Tribe football.

- Liberty - Oct. 9  
At Wingate Inn Parking Lot  
5 p.m. - Kickoff (7 p.m.) 
- Delaware - Oct. 23  
W&M Tent on Practice Field  
11:00 a.m. - Kickoff (1 p.m.) 
- Towson - Oct. 30  
Auburn Pavilion  
4:00 p.m. - Kickoff (6 p.m.) 
- James Madison - Nov. 13  
Softball Field/Convo  
10:30 a.m. - Kickoff (12 p.m.) 

To register for any tailgate log on to [www.wmalumni.com](http://www.wmalumni.com) or call 757-221-1174. To order your game tickets call the W&M Ticket Office at 757-221-3340.



*Redshirt freshman Joe Nicholas hauls in one of his team-high six catches against Northeastern Saturday. Nicholas piled up a career-high 111 receiving yards.*

# THE TRIBE IN 2004

Overall: 3-1

At home: ..... 2-0

Away:..... 1-1

On grass: ..... 3-1

On turf: ..... 0-0

A-10 overall: ..... 2-0

A-10 home: ..... 1-0

A-10 road: ..... 1-0

By Month:

September: ..... 2-1

October: ..... 1-0

November: ..... 0-0

December: ..... 0-0

When scoring first..... 2-1

When opponent scores first..... 1-0

When scoring 20+ points ..... 2-1

When scoring less than 20 points..... 1-0

When leading at half ..... 1-1

When trailing at half ..... 1-0

When tied at half ..... 1-0

When leading after 3 qtrs ..... 1-1

When trailing after 3 qtrs ..... 1-0

When tied after 3 qtrs ..... 0-0

When out-passing opponent..... 3-1

When out-rushing opponent..... 2-0

When out-gaining opp. (total off.) .... 3-0

With 35+ passing attempts ..... 1-1

With less than 35 passing attempts ... 2-0

With 30+ rushing attempts ..... 3-1

With less than 30 rush attempts ..... 0-0

When leading TOP ..... 3-1

When trailing TOP ..... 0-0

With an individual 100-yd rusher ..... 0-0

With an individual 200-yd passer ..... 1-1

With an individual 100-yd receiver .. 1-1

With opponent 100-yd rusher ..... 0-1

With opponent 200-yd passer ..... 1-1

With opponent 100-yd receiver..... 1-0

When leading turnover ratio ..... 1-1

When trailing turnover ratio..... 1-0

## SPORTS NETWORK TOP 25 - OCT.4

Team (1st place votes)	2004 Record	LW
1. Southern Illinois (66)	4-1	1
2. Furman (18)	4-1	2
3. Georgia Southern (6)	4-1	3
4. Delaware	4-1	4
5. Stephen F. Austin (5)	4-0	5
6. Western Kentucky (1)	3-1	6
7. Montana	4-1	7
8. Wofford	3-1	9
9. New Hampshire	4-1	12
10. Cal Poly	4-0	13
11. Northwestern State	4-1	14
12. Maine	2-2	8
13. Sam Houston State	3-1	18
14. Villanova	3-2	10
15. Jacksonville State	4-0	22
16. Northern Arizona	2-2	20
17. Lehigh	3-1	21
<b>18. William &amp; Mary</b>	<b>3-1</b>	<b>NR</b>
19. James Madison	3-1	25
20. Colgate	2-2	11
21. Appalachian State	3-2	24
22. Northern Iowa	1-3	15
23. Northeastern	2-2	16
24. UC Davis	4-0	NR
25. Hampton	4-1	17

## ESPN/USA TODAY TOP 25 - OCT.4

Team (1st place votes)	2004 Record	LW
1. Southern Illinois (29)	4-1	1
2. Furman (7)	4-1	2
3. Georgia Southern (2)	4-1	3
4. Delaware	4-1	5
5. Stephen F. Austin (1)	4-0	4
6. Western Kentucky	3-1	6
7. Montana	4-1	7
8. Wofford	3-1	9
9. New Hampshire (1)	4-1	12
10. Cal Poly	4-0	13
11. Northwestern State	4-1	15
12. Maine	2-2	8
13. Sam Houston State	3-1	19
14. Northern Arizona	2-2	18
15. Villanova	3-2	11
16. Jacksonville State	4-0	NR
17. Lehigh	3-1	23
<b>18. William &amp; Mary</b>	<b>3-1</b>	<b>NR</b>
19. James Madison	3-1	24
20. Colgate	2-2	10
21. Northern Iowa	1-3	14
22. Appalachian State	3-2	22
23. Northeastern	2-2	17
24. Massachusetts	2-3	20
25. UC Davis	4-0	NR

## CAMPBELL/SMITH/KUEHN CAREER WATCH

### W&M Career Passing Yards

1. 9,805 Dave Corley, Jr.	1999-02
2. 8,249 Stan Yagiello	1981-85
3. 7,295 Mike Cook	1995-98
4. 7,025 Chris Hake	1988-91
5. 5,705 Shawn Knight	1991-94
6. 4,536 Chris Garrity	1979-81
7. 4,019 Tom Rozantz	1975-78
<b>8. 3,514 Lang Campbell</b>	<b>2001-</b>
9. 3,361 Dan Darragh	1965-67
10. 3,087 Dave Murphy	1980-83

### W&M Career Total Offense Yards

1. 10,948 Dave Corley, Jr.	1999-02
2. 8,168 Stan Yagiello	1981-85
3. 7,245 Mike Cook	1995-98
4. 7,058 Chris Hake	1988-91
5. 6,408 Shawn Knight	1991-94
6. 5,385 Tom Rozantz	1975-78
7. 4,589 Bill Deery	1972-74
8. 4,320 Chris Garrity	1979-81
<b>9. 3,924 Lang Campbell</b>	<b>2001-</b>
10. 3,749 Derek Fitzgerald	1992-95

### W&M Career Passing Touchdowns

1. 73 Dave Corley, Jr.	1999-02
2. 62 Mike Cook	1995-98
3. 51 Stan Yagiello	1982-85
4. 46 Shawn Knight	1991-94
5. 43 Chris Hake	1988-91
6. 36 Buddy Lex	1946-49
7. 30 Dan Darragh	1965-67
<b>8. 29 Lang Campbell</b>	<b>2001-</b>
9. 27 Chris Garrity	1979-81
10. 25 John Brosnahan	1985-88

### W&M Career Rushing Yards

1. 3,744 Derek Fitzgerald	1992-95
2. 3,543 Robert Green	1988-90
3. 2,949 Troy Keen	1992-95
4. 2,750 Alvin Porch	1994-97
5. 2,534 Tyrone Shelton	1987-90
6. 2,404 Jim Kruijs	1975-77
7. 2,401 Bill Deery	1972-74
8. 2,216 Hameen Ali, III	1997-00
9. 2,171 Phil Mosser	1970-71
10. 2,135 Michael Clemons	1983-86

(Smith - 1,940 career rushing yds)

### Atlantic 10 Career Field Goals

1. 48 Brian Shallcross, W&M	1994-97
2. 46 Brett Sterba, W&M	1997-00
3. 44 Brandon Hanes, NU	1994-97
4. 41 Rob Courter, UR	1987-90
5. 39 John Coursey, JMU	1993-96
6. 38 Casey Hannon, VU	1998-01
38 Matt Walker, URI	1995-98
8. 36 Domingo Carlos, UC	1981-83
9. 35 Todd Jagoutz, Maine	1997-00
<b>10. 34 Greg Kuehn, W&amp;M</b>	<b>2002-</b>
34 Mark Kiefer, VU	1994-97



# William and Mary Football ALPHABETICAL ROSTER

No.	Name	Cl.	Pos.	Ht.	Wt.	High School	Hometown
36	Allen, Kevin	Fr.	DB	6-3	187	Highland Springs	Richmond, VA
64	Bowles, Jason	RF	DL	6-3	240	Phoebus	Hampton, VA
40	Bratton, Adam	Jr.	TE	6-4	250	Montoursville	Montoursville, PA
9	Brooks, Elijah	So.	TB	5-9	205	DeMatha	Largo, MD
42	Brown, Jerrett	Fr.	DB	6-0	185	Hopewell	Hopewell, VA
84	Burrow, Brandon	RF	DB	5-9	175	Colonial Heights	Colonial Heights, VA
12	Campbell, Lang	Sr.	QB	6-3	205	Handley	Winchester, VA
22	Cason, Stephen	Jr.	DB	6-0	202	James River	Richmond, VA
67	Cochran, Brent	RF	OL	6-4	280	South Lakes	Reston, VA
32	Coley, Delmus	So.	RB	5-9	195	Floyd Kellam	Virginia Beach, VA
37	Cox, Derek	Fr.	WR/DB	6-1	165	J.H. Rose	Winterville, NC
41	Cramer, Alex	RF	DB	5-11	180	Frank W. Cox	Virginia Beach, VA
15	Davis, Corey	So.	WR	6-1	190	Deep Creek	Chesapeake, VA
81	Ely, Mark	RF	WR	5-11	180	Unionville	Kennett Square, PA
43	Faha, Chris	Jr.	FB	6-2	210	Good Counsel	Silver Springs, MD
62	Falbo, Graham	RF	OL	6-0	240	Westfield	Centreville, VA
79	Grant, Michael	Fr.	OL/DL	6-5	270	Notre Dame	Wrightstown, NJ
75	Grenz, Michael	Jr.	OL	6-3	282	Wayne Hills	Wayne, NJ
95	Griffin, Jr., Jerome	Jr.	DL	6-3	240	Crestwood	Sumter, SC
76	Haley, Michael	Fr.	OL/DL	6-1	240	Great Bridge	Chesapeake, VA
51	Harrell, Wade	Sr.	DL	6-3	240	Smithfield	Smithfield, VA
53	Hiteshaw, Luke	Fr.	OL/DL	6-1	265	Mount St. Joseph	Baltimore, MD
28	Holmes, DeBrian	Fr.	RB	5-10	180	Woodside	Fort Eustis, VA
88	Holston, Nathan	So.	WR	6-0	190	Monacan	Richmond, VA
48	Horvath, Ryan	RF	FB	6-1	220	Midlothian	Midlothian, VA
80	Houff, David	Fr.	RB/LB	6-1	195	Blacksburg	Blacksburg, VA
17	Jackson, Paris	RF	WR	6-1	200	Westfield	Centreville, VA
92	Jones, Ryan	RF	DL	6-3	240	Blacksburg	Blacksburg, VA
96	Kelly, Justin	Sr.	DL	6-2	260	Lafayette	Williamsburg, VA
45	Kimber, Chris	Jr.	DB	6-2	212	Watkins Mill	Gaithersburg, MD
25	Kuehn, Greg	Jr.	PK	6-3	200	Potomac Falls	Potomac Falls, VA
61	Larkins, Josh	Fr.	OL/DL	6-1	285	Toms River North	Toms River, NJ
63	Lumm, Ryan	Jr.	OL	6-3	270	Santa Margarita	Mission Viejo, CA
33	Lustig, Josh	Sr.	WR	5-9	175	Cathedral Prep	Erie, PA
86	Mack, Elliott	Fr.	WR	5-11	185	Delbarton	Irvington, NJ
66	Maddux, Mark	Fr.	DL	6-2	260	Benedictine	Midlothian, VA
16	Marianacci, Joe	Fr.	WR	6-1	180	Wyoming Area	West Pittston, PA
56	Mazur, Danny	RF	LB	6-0	217	Middleton	Middleton, WI
99	McCarthy, Mike	Sr.	DL	6-3	270	Cumberland Valley	Mechanicsburg, PA
52	McLaurin, Travis	Jr.	LB	5-11	240	Thomas McKean	Wilmington, DE
23	McLaurin, Trevor	So.	RB	5-11	225	Thomas McKean	Wilmington, DE
13	Mesi, Mike	Sr.	P	6-0	195	Monmouth Regional	Eatontown, NJ
21	Miller, James	Jr.	DB	6-1	195	Lake Taylor	Norfolk, VA
87	Mitchell, Trey	Fr.	PK	5-10	165	Radford	Radford, VA
68	Morris, Cody	So.	OL	6-4	285	Hazelton Area	Jeansville, PA
4	Muldrow, Leonard	So.	LB	5-9	180	Ocean Lakes	Virginia Beach, VA
59	Mulloy, Patrick	Jr.	OL	6-4	300	Salesianum	West Chester, PA
82	Muro, Evan	Fr.	OL/DL	6-6	235	Warwick	Newport News, VA
54	Ndubueze, Chris	Jr.	LB	6-1	237	DeMatha	Lanham, MD



No.	Name	Cl.	Pos.	Ht.	Wt.	High School	Hometown
57	Neely, Brian	So.	OL	6-4	290	Lee Davis	Mechanicsville, VA
27	Nicholas, Joe	RF	WR	6-3	205	Hazelton Area	Sugarloaf, PA
55	Nickell, Ryan	So.	LB	6-2	210	Tabb	Yorktown, VA
90	O'Brien, Eric	Fr.	DL	6-2	250	Delone Catholic	Abbottstown, PA
97	O'Connor, Adam	Jr.	DL	6-7	275	Ragsdale	Greensboro, NC
39	O'Neil, T.J.	RF	LB	6-1	220	Tabor Academy	Duxbury, MA
72	Oliver, Justin	RF	OL	6-4	295	Gettysburg	Fairfield, PA
46	Otey, Matt	RF	RB	5-11	220	Hershey	Hershey, PA
38	Page, David	RF	DB	5-9	180	Cardinal Mooney	Sarasota, FL
26	Parrott, LeVince	So.	FB	5-10	215	Lafayette	Williamsburg, VA
6	Patterson, Corey	Sr.	DB	5-11	190	New Kent	New Kent, VA
5	Patterson, Craig	Sr.	DB	5-11	202	New Kent	New Kent, VA
58	Pendleton, Larry	Jr.	DL	6-3	285	Booker T. Washington	Norfolk, VA
98	Phillips, Brett	Fr.	WR	6-2	185	Seattle Prep	Seattle, WA
18	Phillips, Jacob	Fr.	QB	6-3	195	Bath County	Warm Springs, VA
19	Pitts, Jr., John	Sr.	WR	6-3	215	East Forsyth	Kernersville, NC
10	Potts, Michael	RF	QB	6-4	215	Middletown	Middletown, DE
91	Pritchard, Blair	So.	K	5-11	209	Atlee	Mechanicsville, VA
74	Pugh, Brandon	RF	DL	6-3	225	Indian River	Chesapeake, VA
50	Reyher, Todd	Fr.	LB/RB	6-0	205	Lafayette	Williamsburg, VA
65	Ridjaneck, Matt	Jr.	OL	6-5	265	Center	Monaca, PA
24	Riley, Richard	So.	DB	6-1	175	Gaithersburg	Gaithersburg, MD
44	Rutter, Josh	Fr.	LB	6-2	210	Francis Scott Key	Union Bridge, MD
70	Shafraan, Jonathan	Fr.	OL/DL	6-3	270	Langley	Great Falls, VA
35	Shaw, Jonathan	Jr.	DB	6-0	190	Lake Brantley	Altamonte Springs, FL
47	Shepherd, Marcus	RF	LB	5-11	200	Parkdale	Landover, MD
60	Skibinski, Ryan	Fr.	OL/DL	6-1	250	Jefferson Forest	Lynchburg, VA
31	Slye, Cedric	So.	DB	5-10	182	St. John's	Washington, D.C.
2	Smith, Jon	Sr.	RB	6-1	220	Country Day	Cincinnati, OH
98	Spencer, Christopher	Fr.	DB	5-7	155	Mt. Vernon	Alexandria, VA
71	Stewart, Brad	RF	OL	6-3	280	Bethel Park	Bethel Park, PA
29	Stout, Zachary	So.	DB	5-10	185	Lee Davis	Mechanicsville, VA
14	Taylor, Christian	So.	QB	6-4	210	Grafton	Yorktown, VA
11	Taylor, John	So.	WR	6-3	210	St. Albans	Washington, D.C.
49	Thomas, Jeff	Fr.	LB/RB	6-1	225	Lee Davis	Mechanicsville, VA
3	Thompson, Dominique	Sr.	WR	6-1	190	Riverside	Durham, NC
89	Tomon, Cody	Fr.	WR	6-0	185	St. Ignatius	Bricksville, OH
85	Trinkle, Matt	So.	TE	6-5	249	Allentown C. Catholic	Whitehall, PA
83	Troester, Jordan	So.	TE	6-3	225	New Kent	Providence Forge, VA
69	Turner, William	RF	LB	6-1	220	Franklin County	Wirtz, VA
30	Viola, Tony	RF	RB	6-1	230	Stonewall Jackson	Broadway, VA
93	Watson, Jonas	Jr.	DL	6-2	240	Bethel	Hampton, VA
34	Wheeler, Thad	Jr.	LB	6-1	215	Sequoyah	Canton, GA
8	Wheeling, Alan	So.	DB	5-9	170	Pulaski County	Dublin, VA
77	Williamson, Brian	So.	DL	6-4	240	Whiteville	Nakina, NC
78	Witham, Matthew	Sr.	OL	6-6	330	Tatnall School	Newark, DE
94	Wright, Josh	So.	DL	6-2	235	Amherst County	Madison Heights, VA

William and Mary Pronunciation Guide

Chris Faha - FAY	Mike Mesi - ME-see	Jordan Troester - TRO-ster
Greg Kuehn - KEEN	Chris Ndubueze - N-do-bwee-zee	Tony Viola - VEE-ola
Joe Marianacci - mary-uh-notch-ee	Matt Otey - Odie	Matthew Witham - WITH-um
Danny Mazur - MAH-zer	Cody Tomon - TAH-mon	

# WILLIAM AND MARY FOOTBALL NUMERICAL ROSTER

2	Smith, John.....	RB	37	Cox, Derek.....	WR/DB	70	Shafran, Jonathan.....	OL/DL
3	Thompson, Dominique.....	WR	38	Page, David.....	DB	71	Stewart, Brad.....	OL
4	Muldrow, Leonard.....	LB	39	O'Neill, T.J.....	LB	72	Oliver, Justin.....	OL
5	Patterson, Craig.....	DB	40	Bratton, Adam.....	TE	74	Pugh, Brandon.....	DL
6	Patterson, Cory.....	DB	41	Cramer, Alex.....	DB	75	Grenz, Michael.....	OL
8	Wheeling, Alan.....	DB	42	Brown, Jerrett.....	DB	76	Haley, Michael.....	OL/DL
9	Brooks, Elijah.....	TB	43	Faha, Chris.....	FB	77	Williamson, Brian.....	DL
10	Potts, Michael.....	QB	44	Rutter, Josh.....	LB	78	Witham, Matthew.....	OL
11	Taylor, John.....	WR	45	Kimber, Chris.....	DB	79	Grant, Michael.....	OL
12	Campbell, Lang.....	QB	46	Otey, Matt.....	RB	80	Houff, David.....	RB/LB
13	Mesi, Mike.....	P	47	Shepherd, Marcus.....	LB	81	Ely, Mark.....	WR
14	Taylor, Christian.....	WR	48	Horvath, Ryan.....	FB	82	Muro, Evan.....	OL/DL
15	Davis, Corey.....	QB	49	Thomas, Jeff.....	LB/RB	83	Troester, Jordan.....	TE
16	Marianacci, Joe.....	WR	50	Reyher, Todd.....	LB	84	Burrow, Brandon.....	DB
17	Jackson, Paris.....	WR	51	Harrell, Wade.....	DL	85	Trinkle, Matt.....	TE
18	Phillips, Jacob.....	QB	52	McLaurin, Travis.....	LB	86	Mack, Elliott.....	WR
19	Pitts, John.....	WR	53	Hiteshew, Luke.....	OL/DL	87	Mitchell, Trey.....	PK
21	Miller, James.....	DB	54	Ndubueze, Chris.....	LB	88	Holston, Nathan.....	WR
22	Cason, Stephen.....	DB	55	Nickell, Ryan.....	LB	89	Tomon, Cody.....	WR
23	McLaurin, Trevor.....	RB	56	Mazur, Danny.....	LB	90	O'Brien, Eric.....	DL
24	Riley, Richard.....	DB	57	Neely, Brian.....	OL	91	Pritchard, Blair.....	K
25	Kuehn, Greg.....	PK	58	Pendleton, Larry.....	DL	92	Jones, Ryan.....	DL
26	Parrott, LeVince.....	FB	59	Mulloy, Patrick.....	OL	93	Watson, Jonas.....	DL
27	Nicholas, Joe.....	WR	60	Skibinski, Ryan.....	OL/DL	94	Wright, Josh.....	DL
28	Holmes, DeBrian.....	WR	61	Larkins, Josh.....	OL/DL	95	Griffin, Jerome.....	DL
29	Stout, Zachary.....	DB	62	Falbo, Graham.....	OL	96	Kelly, Justin.....	DL
30	Viola, Tony.....	RB	63	Lumm, Ryan.....	OL	97	O'Connor, Adam.....	DL
31	Slye, Cedric.....	DB	64	Bowles, Jason.....	DL	98	Spence, Christopher.....	DB
32	Coley, Delmus.....	RB	65	Ridjaneck, Matt.....	OL	98a	Phillips, Brett.....	WR
33	Lustig, Josh.....	WR	66	Maddux, Mark.....	DL	99	McCarthy, Mike.....	DL
34	Wheeler, Thad.....	LB	67	Cochran, Brent.....	OL			
35	Shaw, Jonathan.....	DB	68	Morris, Cody.....	OL			
36	Allen, Kevin.....	DB	69	Turner, William.....	LB			

## WILLIAM AND MARY FOOTBALL 2004 GAME-BY-GAME STARTERS

	UNC	UNH	VMI	Northeastern	Liberty	URI	Delaware	Towson	Villanova	IMU	Richmond
QB	Campbell	Campbell	Campbell	Campbell							
TB	Smith	Smith	Smith	Smith							
FB	Trinkle*	Nicholas^	Nicholas^	Nicholas^							
WR	Lustig	Lustig	Pitts	Pitts							
WR	Thompson	Thompson	Thompson	Thompson							
TE	Bratton	Bratton	Bratton	Bratton							
LT	Witham	Witham	Witham	Witham							
LG	Lumm	Lumm	Lumm	Lumm							
C	Mulloy	Mulloy	Mulloy	Mulloy							
RG	Morris	Morris	Morris	Morris							
RT	Grenz	Grenz	Grenz	Grenz							
DE	Watson	Wright	Wright	Wright							
DE	O'Connor	O'Connor	O'Connor	O'Connor							
DT	McCarthy	McCarthy	McCarthy	McCarthy							
DT	Kelly	Pendleton	Pendleton	Pendleton							
LB	Ndubueze	Ndubueze	Ndubueze	Ndubueze							
LB	McLaurin	McLaurin	McLaurin	McLaurin							
LB	Nickell	Nickell	Nickell	Nickell							
S	Shaw	Shaw	Shaw	Shaw							
S	Miller	Miller	Miller	Miller							
CB	Wheeling	Wheeling	Wheeling	Wheeling							
CB	Riley	Riley	Riley	Riley							

\*Started with two tight ends and no FB. ^Started with 3 receivers and no FB.

# THE LAST TIME IT HAPPENED...

## TEAM

Shut out an opponent ..... 34-0, at VMI, 9/8/01  
Was shut out ..... 0-14, at Delaware, 11/1/97  
Consecutive shutouts ... at NU (32-0), at UNH (39-0), 1995  
Scored 90+ points ..... 95-0, vs. Bridgewater, 1931  
Scored 80-89 points ..... 81-0, vs. Bridgewater, 1930  
Scored 70-79 points ..... 77-0, vs. Bridgewater, 1932  
Scored 60-69 points ..... 62-31, vs. VMI, 9/14/02  
Scored 50-59 points ..... 59-21, vs. Richmond, 11/22/03  
Consecutive 50+ games ... at NU (53), vs. VU (51), 1993  
Consecutive 40+ games. vs. VMI (62), vs. Delaware (45), 2002  
Passed for 400+ yards ..... 426, vs. NU, 10/28/00  
**Passed for 300-399 yards ..... 378, vs. NU, 10/2/04**  
Passed for 200-299 yards ..... 222, vs. Richmond, 11/15/03  
Rushed for 400+ yards ..... 433, vs. Villanova, 10/23/99  
Rushed for 300-399 yards ..... 353, at VMI, 10/23/99  
Rushed for 200-299 yards ..... 268, vs. UNH, 11/15/03  
Rushed/Passed for 200+ yards ..... vs. UNH, 11/15/03  
(268 rush, 276 pass)  
Had 600+ yards of total offense ..... 609, vs. VMI, 9/14/02  
Had 500-599 yards of total offense ..... 558, vs. UNH, 11/15/03  
Had two players rush for 100 yards ..... vs. URI, 10/7/95  
**Had two players with 100+ rec. yds. .... vs. NU, 10/2/04**  
**Held opp. under 50 rush yards ..... 49, vs. VMI, 9/25/04**  
Held opp. under 50 pass yards ..... 44, vs. URI, 11/9/02  
Held opp. under 100 yards total off. .... 82, at Bucknell, 9/21/96  
Allowed 600+ yards of total off. .... 638, at WMU, 9/6/03  
**Allowed 500-599 yards total off ..... 575, at UNC, 9/4/04**  
Was held under 50 rush yards ..... 48, at UMass, 10/11/03  
Was held under 50 pass yards ..... 30, vs. Boston, 9/19/92  
Was held under 100 yards total offense ..... None post 1981  
Blocked a punt ..... at Hofstra, 10/12/02  
Blocked a field goal ..... vs. Hofstra, 43-yard att., 11/1/03  
Returned a blocked punt for TD ..... at URI, 12 yds, 9/7/96  
**Had a punt blocked ..... at UNC, 9/4/04**  
Had a blocked punt returned for TD ... vs. Villanova, 11/11/00  
Returned a punt for TD ..... at Richmond, 69 yds, 11/22/03  
Returned a kickoff for TD ..... at NU, 96 yds, 9/16/95  
Returned an interception for TD .... at UR, 77 yds, 11/22/03  
Returned a fumble for TD ..... at URI, 0 yds, 10/25/03  
Had a punt returned for TD ..... vs. JMU, 70 yds, 10/18/03  
Had a kickoff returned for TD ..... at URI, 93 yds, 10/25/03  
Had an int. returned for TD ..... vs. NU, 21 yds, 10/26/96  
Had a fumble returned for TD ... vs. JMU, 46 yds, 10/11/97  
Recorded a safety ..... at NU, 10/9/97  
Surrendered a safety ..... at NU, 9/20/03  
Scored a defensive TD ..... at Richmond, 11/22/03  
Scored a special teams TD ..... at Richmond, 11/22/03  
Scored defensive and special teams TD ..... at UR, 11/21/03  
**Won in overtime ..... 38-35 vs. Northeastern, 10/2/04**  
Lost in overtime ..... 31-34, at JMU, 11/16/02

## INDIVIDUAL

Passed for 400+ yds ..... 426, D. Corley vs. NU, 10/28/00  
**Passed for 300-399 yds ... 378, L. Campbell, vs. NU, 10/2/04**  
Passed for 200-299 yds ... 222, L. Campbell, at UR, 11/22/03  
Passed for 6 TDs ..... S. Knight, vs. Maine, 11/6/93  
Passed for 5 TDs ..... None  
Passed for 4 TDs ..... D. Corley, vs. VU, 10/9/99  
Passed for 3 TDs ..... L. Campbell, vs. UNH, 11/15/03  
**Passed for 2 TDs ..... L. Campbell, vs. VMI, 9/25/04**  
Completed 30+ att. .... 30, M. Cook, vs. UNH, 10/18/98  
**Completed 20-29 att. .... 23, L. Campbell, at UNC, 9/4/04**  
QB pass/rush for 100 yds ..... D. Corley, at VU, 11/11/00  
(247 pass, 107 rush)  
**QB had 2 pass / 2 rush TDs ..... L. Campbell, at UNC, 9/4/04**  
(2 pass, 2 rush)  
**QB had pass and rush TDs ..... L. Campbell, vs. NU, 10/2/04**  
(1 pass, 2 rush)  
Rushed for 200+ yds ..... 201, A. Porch, at UConn, 10/18/97  
Rushed for 150-199 yds ..... 198, J. Smith, at UNH, 10/19/02  
Rushed for 100-149 yds ..... 122, D. Coley, vs. UNH, 11/15/03  
Two players rush for 100 yards ..... vs. URI, 10/7/95  
(Troy Keen (158) and Derek Fitzgerald (140))  
**Two players with 100+ receiving yds ..... vs. NU, 10/2/04**  
**Dominique Thompson (157) and Joe Nicholas (111)**  
Had 30+ carries ..... 32, J. Smith, at UNH, 10/19/02  
**Had 20-29 carries ..... 23, J. Smith, at UNH, 9/18/04**  
Rushed for 4 TDs ..... Blocker-Bodley, vs. VMI, 10/2/93  
Rushed for 3 TDs ..... J. Smith, vs. VMI, 9/14/02  
**Rushed for 2 TDs ..... L. Campbell, vs. NU, 10/2/04**  
Had 200+ yards rec ..... 240, D. Conklin, at VMI, 9/13/97  
**Had 150-199 yds rec ..... 157, D. Thompson, vs. NU, 10/2/04**  
**Had 100-149 yds rec ..... 111, J. Nicholas, vs. NU, 10/2/04**  
Had 10+ receptions ..... 13, R. Musinski, at URI, 10/25/03  
Had 4 TD receptions ..... V. Ragazzo, vs. WFU, 11/1/49  
Had 3 TD receptions ..... R. Musinski, at Delaware, 10/4/03  
Had 2 TD receptions ..... R. Musinski, at URI, 10/25/03  
Ret. a KO for TD ..... M. McCain, 96 yds, at NU, 9/16/95  
Ret. a punt for TD ..... M. Bobo, 69 yds, at UR, 11/21/03  
Ret. a blocked punt for TD ... S. McDermott, at URI, 9/7/96  
Blocked a FG .. B. Parker, 43-yard att., vs. Hofstra, 11/1/03  
Blocked a punt ..... S. Cason, at Hofstra, 10/12/02  
Ret. a fumble for TD ..... A. O'Connor, 0 yds, at URI, 10/25/03  
Ret. an INT for TD ..... J. Miller, 77 yds, at UR, 11/21/03  
Made 4 FGs ..... B. Sterba, vs. N'eastern, 10/28/01  
**Made 3 FGs ..... G. Kuehn, vs. NU, 10/2/04**  
Kicked a 50+ FG ..... 51, G. Kuehn, vs. UD, 9/28/02  
Kicked a 40-49 FG ..... 45, G. Kuehn, at URI, 10/25/03  
2-point run ..... L. Campbell, vs. Hofstra, 11/1/03  
**2-point reception ..... J. Nicholas, vs. NU, 10/2/04**

**Bold - Occurred this season.**



## 2004 WILLIAM AND MARY SINGLE GAME HIGHS

### INDIVIDUAL GAME HIGHS

**Pass Attempts:** 41, L. Campbell at UNC, Sept. 4  
**Pass Completions:** 23, L. Campbell at UNC, Sept. 4  
**Passing Yards:** 378, L. Campbell vs. NU, Oct. 2  
**Passing TDs:** 2, twice, last - L. Campbell vs. VMI, Sept. 25  
**Rushing Attempts:** 23, J. Smith at UNH, Sept. 18  
**Rushing Yards:** 63, J. Smith at UNH, Sept. 18  
**Rushing TDs:** 2, three times, last- L. Campbell, vs. NU, 10/2  
**Receptions:** 6, three times, last - J. Nicholas vs. NU, 10/2  
**Receiving Yards:** 157, D. Thompson vs. NU, 10/2  
**Receiving TDs:** 1, six times, last - D. Thompson vs. NU, 10/2  
**Total Offensive Yards:** 387, L. Campbell vs. NU, 10/2  
**All-Purpose Yards:** 247, J. Lustig at UNC, Sept. 4  
**Total Points:** 12, four times, last - G. Kuehn & L. Campbell vs. NU, 10/2  
**Points Kicking:** 12, G. Kuehn vs. NU, Oct. 2  
**Points Rushing:** 12, three times, last - L. Campbell vs. NU, Oct. 2  
**Points Receiving:** 6, six times, last - D. Thompson vs. NU, Oct. 2  
**Field Goals Made:** 3, two times, last - G. Kuehn vs. NU, Oct. 2  
**Field Goals Attempted:** 4, G. Kuehn vs. NU, Oct. 2  
**PATs Attempted:** 6, G. Kuehn vs. VMI, Sept. 25  
**PATs Made:** 6, G. Kuehn vs. VMI, Sept. 25  
**Punts:** 7, M. Mesi at UNH, Sept. 18  
**Punting Yards:** 264, M. Mesi vs. VMI, Sept. 25  
**Punting Average:** 44.0, M. Mesi vs. VMI, Sept. 25  
**Punt Returns:** 6, J. Shaw vs. VMI, Sept. 25  
**Punt Return Yards:** 36, J. Shaw vs. VMI, Sept. 25  
**Kickoff Returns:** 6, J. Lustig at UNC, Sept. 4  
**Kickoff Return Yards:** 135, J. Lustig at UNC, Sept. 4  
**Kickoff Return Average:** 28.0, E. Brooks vs. VMI, Sept. 25  
**Interceptions:** 2, R. Nickell vs. VMI, Sept. 25  
**Interception Yards:** 37, W. Harrell at UNC, Sept. 4  
**Tackles:** 16, C. Ndubueze at UNH, Sept. 18  
**Solo Tackles:** 10, C. Ndubueze at UNH, Sept. 18  
**Tackles for loss:** 2.5, R. Nickell at UNC, Sept. 4  
**Sacks:** 1.0, five times, last - A. O'Connor vs. NU, Oct. 2  
**Pass Breakups:** 2, J. Miller vs. NU, Oct. 2

### TEAM GAME HIGHS

**Pass Attempts:** 41, at UNC, Sept. 4  
**Pass Completions:** 23, at UNC, Sept. 4  
**Passing Yards:** 378, vs. NU, Oct. 2  
**Passing TDs:** 3, vs. VMI, Sept. 25  
**Yards Per Pass:** 14.0, at UNC, Sept. 4  
**Rushing Attempts:** 48, at UNH, Sept. 18  
**Rushing Yards:** 123, at UNH, Sept. 18  
**Rushing TDs:** 3, at UNC, Sept. 4; vs. VMI, Sept. 25, vs. NU, Oct. 2  
**Yards Per Rush:** 3.9, at UNC, Sept. 4  
**Total Yards:** 474, vs. NU, Oct. 2  
**Points Scored:** 42, vs. VMI, Sept. 25  
**Touchdowns Scored:** 6, vs. VMI, Sept. 25  
**Field Goals Made:** 3, at UNH, Sept. 18; vs. NU, Oct. 2  
**Field Goals Attempted:** 4, vs. NU, Oct. 2  
**PATs Attempted:** 6, at VMI, Sept. 25  
**PATs Made:** 6, vs. VMI, Sept. 25  
**Punts:** 7, at UNC, Sept. 4 & at UNH, Sept. 18  
**Punting Yards:** 264, vs. VMI, Sept. 25  
**Punting Average:** 44.0, vs. VMI, Sept. 25  
**Punt Returns:** 6, vs. VMI, Sept. 25  
**Punt Return Yards:** 36, vs. VMI, Sept. 25  
**Kickoff Returns:** 6, at UNC, Sept. 4; vs. NU, Oct. 2  
**Kickoff Return Yards:** 135, at UNC, Sept. 4  
**Kickoff Return Average:** 22.7, vs. VMI, Sept. 25  
**Interceptions:** 3, vs. VMI, Sept. 25  
**Interception Yards:** 37, at UNC, Sept. 4  
**Forced Fumbles:** 3, at UNC, Sept. 4  
**Fumble Return Yards:** 33, at UNC, Sept. 4  
**Forced Turnovers:** 4, at UNC, Sept. 4; vs. VMI, Sept. 25  
**Turnovers:** 1, at UNH, Sept. 18; vs. VMI, Sept. 25; vs. NU, Oct. 2  
**Sacks:** 2, at UNH, Sept. 18; vs. VMI, Sept. 25  
**First Downs:** 21, at UNC, Sept. 4  
**Third Down Conversion %:** .571 (8-for-14), vs. VMI, Sept. 25  
**Fourth Down Conversion %:** 1.000 (2-for-2), at UNH, Sept. 18  
**Penalties:** 6, at UNH, Sept. 18; vs. VMI, Sept. 25  
**Penalty Yards:** 56, vs. VMI, Sept. 25  
**Possession Time:** 35:13, at UNH, Sept. 18

## 2004 WILLIAM AND MARY WEEKLY LEADERS

Opponent	Rushes	Rush. Yds	Receptions	Rec. Yds.	Tackles	TFLs	Sacks
at UNC	9, Brooks, Smith	45, Brooks	6, Lustig, Thompson	112, Lustig	15, Miller	2.5, Nickell	0.5, Watson, O'Connor
at UNH	23, Smith	63, Smith	3, Lustig, Thompson	55, Thompson	16, Ndubueze	1.0, (6 players)	1.0, Wright, Pendleton
VMI	15, Smith	52, Smith	4, Thompson	66, Thompson	6, McLaurin, Ndubueze	2.0, Watson	1.0, O'Connor, Watson
NU	12, Smith	45, Brooks	6, Nicholas	157, Thompson	8, O'Connor, Ndubueze	1.5, O'Connor, Wright	1.0 O'Connor
at LU							
URI							
at UD							
at TU							
VU							
at JMU							
UR							

## 2004 OPPONENT SINGLE GAME HIGHS

### INDIVIDUAL GAME HIGHS

**Pass Attempts:** 33, S. Brady (NU), Oct. 2  
**Pass Completions:** 18, S. Brady (NU), Oct. 2  
**Passing Yards:** 301, S. Brady (NU), Oct. 2  
**Passing TDs:** 3, S. Brady (NU), Oct. 2  
**Rushing Attempts:** 15, J. Lewis (UNC), Sept. 4  
**Rushing Yards:** 133, R. McGill (UNC), Sept. 4  
**Rushing TDs:** 3, R. McGill (UNC), Sept. 4  
**Receptions:** 7, C. Parks (NU), Oct. 2  
**Receiving Yards:** 170, C. Parks (NU), Oct. 2  
**Receiving TDs:** 2, C. Parks (NU), Oct. 2  
**Total Offensive Yards:** 292, S. Brady (NU), Oct. 2  
**All Purpose Yards:** 170, C. Parks (NU), Oct. 2  
**Total Points:** 18, R. McGill (UNC), Sept. 4  
**Points Kicking:** 7, C. Barth (UNC), Sept. 4  
**Points Rushing:** 18, R. McGill (UNC), Sept. 4  
**Points Receiving:** 12, C. Parks (NU), Oct. 2  
**Field Goals Made:** 2, B. Way (VMI), Sept. 25  
**Field Goals Attempted:** 3, M. Kesic (NU), Oct. 2  
**PATs Attempted:** 7, C. Barth (UNC), Sept. 4  
**PATs Made:** 7, C. Barth (UNC), Sept. 4  
**Punts:** 7, A. Peters (VMI), Sept. 25  
**Punting Yards:** 313, A. Peters (VMI), Sept. 25  
**Punting Average:** 44.7, A. Peters (VMI), Sept. 25  
**Punt Returns:** 5, J. Pollack (UNC), Sept. 4  
**Punt Return Yards:** 47, J. Pollack (UNC), Sept. 4  
**Kickoff Returns:** 4, D. Bailey (UNH), Sept. 18  
**Kickoff Return Yards:** 66, D. Bailey (UNH), Sept. 18  
**Kickoff Return Average:** 31.0, S. Hopkins (NU), Oct. 2  
**Interceptions:** 1, B. Osei (NU), Oct. 2  
**Interception Yards:** n/a  
**Tackles:** 14, F. Sparkman (UNC), Sept. 4  
**Solo Tackles:** 9, C. Graham (UNH), Sept. 18  
**Tackles for loss:** 3.0, B. Flenory (UNH), Sept. 18  
**Sacks:** 2.0, B. Flenory (UNH), Sept. 18  
**Pass Breakups:** 2, M. Rutberg, (UNH), Sept. 18

### TEAM GAME HIGHS

**Pass Attempts:** 39, VMI, Sept. 25  
**Pass Completions:** 19, VMI, Sept. 25  
**Passing Yards:** 301, NU, Oct. 2  
**Passing TDs:** 3, NU, Oct. 2  
**Yards Per Pass:** 16.7, UNC, Sept. 4  
**Rushing Attempts:** 45, UNC, Sept. 4  
**Rushing Yards:** 321, UNC, Sept. 4  
**Rushing TDs:** 5, UNC, Sept. 4  
**Yards Per Rush:** 7.6, UNC, Sept. 4  
**Total Yards:** 575, UNC, Sept. 4  
**Points Scored:** 49, UNC, Sept. 4  
**Touchdowns Scored:** 7, UNC, Sept. 4  
**Field Goals Made:** 2, VMI, Sept. 25  
**Field Goals Attempted:** 3, NU, Oct. 2  
**PATs Attempted:** 7, UNC, Sept. 4  
**PATs Made:** 7, UNC, Sept. 4  
**Punts:** 7, UNH, Sept. 18; VMI, Sept. 25  
**Punting Yards:** 313, VMI, Sept. 25  
**Punting Average:** 44.7, VMI, Sept. 25  
**Punt Returns:** 7, UNC, Sept. 4 & UNH, Sept. 18  
**Punt Return Yards:** 63, UNC, Sept. 4  
**Kickoff Returns:** 5, UNC, Sept. 4; VMI, Sept. 25; NU, Oct. 2  
**Kickoff Return Yards:** 107, NU, Oct. 2  
**Kickoff Return Average:** 22.0, UNH, Sept. 18  
**Interceptions:** 1, NU, Oct. 2  
**Interception Yards:** n/a  
**Forced Fumbles:** n/a  
**Fumble Return Yards:** n/a  
**Forced Turnovers:** 1, UNH, Sept. 18; VMI, Sept. 25; NU, Oct. 2  
**Turnovers:** 4, UNC, Sept. 4; VMI, Sept. 25  
**Sacks:** 4, UNH, Sept. 18  
**First Downs:** 23, UNC, Sept. 4  
**Third Down Conversion %:** .833 (10-for-12), UNC, Sept. 4  
**Fourth Down Conversion %:** 1.000 (1-for-1), NU, Oct. 2  
**Penalties:** 8, VMI, Sept. 25  
**Penalty Yards:** 66, VMI, Sept. 25  
**Possession Time:** 28:19, UNC, Sept. 4

### W&M LONGEST PLAYS OF THE SEASON

**Rushing:** 21 yds, L. Campbell at UNH, Sept. 18  
**Rushing TD:** 6 yds, E. Brooks vs. VMI, Sept. 25  
**Pass:** 77 yds, L. Campbell to D. Thompson vs. NU, Oct. 2  
**Passing TD:** 77, L. Campbell to D. Thompson vs. NU, Oct. 2  
**Punt Return:** 15 yds, J. Shaw vs. VMI, Sept. 25  
**Kickoff Return:** 32 yds, J. Lustig at UNC, Sept. 4  
**INT Return:** 37 yds, W. Harrell at UNC, Sept. 4  
**Punt:** 64, M. Mesi vs. VMI, Sept. 25  
**Field Goal:** 35 yds, G. Kuehn at UNH, Sept. 18  
**Drive:** 88 yds, 8 plays, 1:34, TD, at UNC, Sept. 4

### OPPONENT LONGEST PLAYS OF THE SEASON

**Rushing:** 49 yds, R. McGill (UNC), Sept. 4  
**Rushing TD:** 12 yds, J. Lewis (UNC), Sept. 4  
**Pass:** 38 yds, S. Brady to C. Parks (NU), Oct. 2  
**Passing TD:** 29 yds, D. Durant to D. Mitchell (UNC), Sept. 4  
**Punt Return:** 21 yds, J. Pollack (UNC), Sept. 4  
**Kickoff Return:** 49 yds, S. Hopkins (NU), Oct. 2  
**INT Return:** n/a  
**Punt:** 62 yds, A. Peters (VMI), Sept. 25  
**Field Goal:** 39 yds, B. Way (VMI), Sept. 25  
**Drive:** 95 yds, 14 plays, 5:37, TD, (UNC), Sept. 4

# WILLIAM AND MARY SINGLE-GAME RECORDS

## INDIVIDUAL RECORDS

### SCORING

#### *Most Points*

36, Bill Palese vs. Bridgewater, 1931

#### *Most Touchdowns*

6, Bill Palese vs. Bridgewater, 1931

#### *Most PATs*

8, Terry Regan vs. Davidson, 1972

8, Greg Kuehn vs. VMI, 2002

#### *Most Field Goals*

4, Chris Dawson vs. Lehigh, 1992

4, Brian Shallcross vs. VU, 1995

4, Brett Sterba vs. Northeastern, 2000

### TOTAL OFFENSE

#### *Most Yards*

454, David Corley vs. N'eastern, 2000

### RUSHING

#### *Rush Attempts*

37, Wes Meeteer vs. Davidson, 1969

37, Troy Keen vs. Northeastern, 1994

37, Derek Fitzgerald vs. Penn, 1995

#### *Rushing Yards*

257, Phil Mosser vs. Ohio Wesl., 1970

### PASSING

#### *Pass Attempts*

52, Mike Cook vs. UNH, 1998

#### *Completions*

35, Dave Murphy vs. Rutgers, 1983

#### *Passing Yards*

426, David Corley vs. N'eastern, 2000

#### *Touchdown Passes*

6, Shawn Knight vs. Maine, 1993

### RECEIVING

#### *Receptions*

13, Rich Musinski vs. URI, 2003

13, Glen Bodnar vs. Colgate, 1984

#### *Receiving Yards*

240, Dave Conklin vs. VMI, 1997

#### *TD Receptions*

4, Vito Ragazzo vs. WFU, 1949

4, Corey Ludwig vs. Maine, 1993

### SACKS

3.5, Luke Cullinane vs. VU, 1996

### INTERCEPTIONS

4, Jack Bruce vs. Richmond, 1947

## INDIVIDUAL LONG PLAYS

#### *Rush from scrimmage*

95 yds, John Truehart vs. Elon, 1934

#### *Pass Completion*

87 yds, Dan Henning to Tom Scott vs. Navy, 1961

#### *Punt*

77 yds, Russell Brown, 1972

77 yds, Joe Agee, 1975

77 yds, Jack Freeman, 1942

#### *Punt Return*

101 yds, Dale Worrall vs. Bridgewater, 1932

#### *Kickoff Return*

100 yds, Dick Pawlewicz vs. UVA, 1974

#### *Run With Fumble*

91 yds, Meb Davis vs. Columbia, 1926

#### *Run with Interception*

93 yds, Marvin Graham vs. Virginia Tech, 1946

#### *Field Goal*

53 yds, Steve Christie vs. ETSU, 1987

53 yds, Steve Christie vs. UVA, 1988

53 yds, Brett Sterba vs. Delaware, 2000

## TEAM RECORDS

#### *Most Points Scored*

95, vs. Bridgewater, 1931

#### *Most Points Allowed*

93, by Delaware, 1915

#### *Most Yards Gained*

681, vs. Richmond, 1991

#### *Most Plays*

100, vs. Virginia Tech, 1971

#### *Rushing Yards*

453, vs. Ohio Wesleyan, 1970

433, vs. Villanova, 1993

419, vs. Delaware, 1973

417, vs. Richmond, 1974

413, vs. VMI, 1993

#### *Pass Attempts*

55, vs. Virginia Tech, 1971

#### *Pass Completions*

35, vs. Rutgers, 1983

#### *Passing Yards*

498, vs. VMI, 1997

426, vs. Northeastern, 2000

414, vs. Miami (Ohio), 1982

412, vs. JMU, 1985

403, vs. East Carolina, 1981

#### *First Downs*

36, vs. VMI, 1991

36, vs. VMI, 1993

#### *Most Interceptions*

6, vs. Wake Forest, 1947

#### *Best Defense Against the Run*

-39 yds, vs. Colgate, 1988

-39 yds, vs. Villanova, 1996

-11 yds, Quantico, 1967

-6 yds, vs. Villanova, 1993

#### *Best Defense Against the Pass*

9 yds, vs. UMass, 1995

9 yds, vs. East Carolina, 1980

9 yds, vs. Appalachian State, 1976

10 yds, vs. Furman, 1999

11 yds, vs. VMI, 1993



# WILLIAM AND MARY ALL-TIME OFFENSIVE PERFORMANCES

Note: This is corrected information from page 82 of the William and Mary football media guide. Changes were made in all three categories.

## Top Passing Performances

1. 426, Dave Corley vs. NU, 10/28/00
2. 406, Stan Yagiello vs. JMU, 9/28/95
3. 401, David Murphy at Marshall, 11/5/83
4. 399, Chris Garrity at ECU, 11/14/81
5. 385, Greg DeGennaro at Bucknell, 9/20/86
6. 383, Kenny Lambiotte vs. Colgate, 9/6/86
7. 381, Mike Cook at N. Iowa, 12/7/96\*
8. **378, L. Campbell vs. NU, 10/2/04**
9. 373, M. Cook vs. UNH, 10/24/98
10. 360, D. Murphy vs. Rutgers, 10/22/83
11. 352, M. Cook at Ga. Southern, 9/6/97
12. 346, D. Corley vs. VMI, 9/14/02
13. 345, Chris Hakel vs. Delaware, 9/14/91
- 345, S. Yagiello vs. Norfolk St., 9/14/85
15. 339, M. Cook vs. Hampton, 10/31/98
16. 329, C. Garrity vs. Richmond, 11/21/81
17. 326, D. Corley vs. Delaware, 9/28/02
18. 325, M. Cook vs. VMI, 9/14/96
- 325, C. Hakel at Virginia, 9/29/90
20. 324, C. Hakel at Lehigh, 11/2/91
- 324, C. Hakel at UNC, 10/5/91

## Top Rushing Performances

1. 257, Phil Mosser at Ohio Wes., 10/3/70
2. 219, Derek Fitzgerald vs. Penn., 10/14/95
3. 201, Alvin Porch at UConn., 10/18/97
4. **198, Jon Smith at UNH, 10/19/02**
5. 189, D. Fitzgerald at NU, 9/16/95
- 189, D. Fitzgerald vs. Villanova, 10/23/93
7. 186, A. Porch vs. Boston, 9/27/97
8. 183, A. Porch vs. Delaware, 11/2/96
9. 181, Robert Green at Navy, 9/21/91
10. 180, R. Green at Citadel, 9/8/90
11. 177, Tyrone Shelton vs. ETSU, 11/4/89
- 177, Hameen Ali vs. Delaware, 10/10/98
13. 173, A. Porch vs. Richmond, 11/15/97
14. 172, Bill Bowman vs. WFU, 9/19/53
15. 171, Jim Kruis vs. Navy, 10/16/76
16. 170, Troy Keen at Furman, 9/17/94
17. 165, R. Corley vs. VMI, 10/13/90
18. 164, T. Shelton at Furman, 11/3/90
- 164, Keith Fimian vs. Virginia, 9/18/76
20. 159, A. Porch vs. JMU, 10/11/97

## Top Receiving Performances

1. 240, David Conklin at VMI, 9/13/97
2. 226, Mike Sutton at Marshall, 11/5/83
3. 211, Kurt Wrigley vs. UR, 11/21/81
4. 198, Ron Gilliam vs. JMU, 9/28/85
5. 195, Chris Rosier at UConn., 10/18/97
6. 194, Rich Musinski vs. Delaware, 9/28/02
7. 191, R. Musinski at URI, 10/25/03
8. 184, C. Rosier at Maine, 10/7/00
9. 183, Glenn Bodnar at Colgate, 11/10/84
10. 182, Dave Szydlik vs. JMU, 9/28/85
11. 168, C. Rosier at JMU, 10/28/00
12. 164, R. Musinski vs. UNH, 9/29/01
13. 162, D. Conklin vs. UConn., 11/14/98
14. 161, R. Musinski at UMass, 9/1/01
15. 158, Harry Mehre vs. Lehigh, 9/17/88
16. 157, Corey Ludwig at Delaware, 9/11/93
17. **157, Domin. Thompson vs. NU, 10/2/04**
18. 154, C. Ludwig at Lehigh, 11/2/1991
19. 152, D. Conklin at N. Iowa, 12/7/96\*
20. 151, R. Musinski at App. State, 12/1/01\*

## Most 200-yard Passing Games

- |     |                        |                     |
|-----|------------------------|---------------------|
| 1.  | 31 David Corley        | 1998-2002           |
| 2.  | 24 Chris Hakel         | 1987-1991           |
| 3.  | 22 Mike Cook           | 1994-1998           |
| 4.  | 20 Stan Yagiello       | 1982-1985           |
| 5.  | 13 Shawn Knight        | 1990-1994           |
| 6.  | <b>9 Lang Campbell</b> | <b>2001-present</b> |
| 7.  | 7 Kenny Lambiotte      | 1985-1986           |
|     | 7 David Murphy         | 1981-1983           |
| 9.  | 6 Craig Argo           | 1986-1989           |
| 10. | 4 Chris Garrity        | 1979-1981           |

## Most 100-yard Rushing Games

- |     |                       |                     |
|-----|-----------------------|---------------------|
| 1.  | 19 Derek Fitzgerald   | 1991-1995           |
| 2.  | 15 Robert Green       | 1988-1991           |
| 3.  | 14 Alvin Porch        | 1993-1997           |
| 4.  | 11 Jim Kruis          | 1975-1977           |
| 5.  | 10 Troy Keen          | 1992-1995           |
| 6.  | 9 Tyrone Shelton      | 1987-1990           |
| 7.  | 7 Michael Clemons     | 1983-1986           |
| 8.  | 5 Hameen Ali, III     | 1996-2000           |
| 9.  | <b>4 Jon Smith</b>    | <b>2000-present</b> |
|     | 4 Komlan Lonegran     | 1998-2001           |
| 11. | <b>3 Delmus Coley</b> | <b>2003-present</b> |

## Most 100-yard Receiving Games

- |     |                  |           |
|-----|------------------|-----------|
| 1.  | 21 Rich Musinski | 1999-2003 |
| 2.  | 12 David Conklin | 1995-1999 |
| 3.  | 8 Chris Rosier   | 1996-2000 |
|     | 8 Mark Compher   | 1987-1990 |
| 5.  | 7 Josh Whipple   | 1992-1996 |
| 6.  | 6 Ron Gilliam    | 1983-1985 |
|     | 6 Corey Ludwig   | 1989-1993 |
| 8.  | 5 Terry Hammons  | 1991-1995 |
|     | 5 Mike Sutton    | 1981-1983 |
| 10. | 4 Harry Mehre    | 1985-1988 |
|     | 4 Jeff Sanders   | 1982-1984 |
|     | 4 Dave Szydlik   | 1984-1987 |
|     | 4 Mike Tomlin    | 1990-1994 |
|     | 4 Kurt Wrigley   | 1980-1982 |

# WILLIAM AND MARY SEASON PERFORMANCES

### Top Passing Performances

1. 378 Lang Campbell vs. NU ..... Oct. 2
2. 322 Lang Campbell vs. UNC ..... Sept. 4
3. 160 Lang Campbell vs. VMI ..... Sept. 25
4. 148 Lang Campbell vs. UNH ..... Sept. 18

### Top Rushing Performances

1. 63 Jon Smith, vs. UNH ..... Sept. 18
2. 52 Jon Smith, vs. VMI ..... Sept. 25
3. 45 Elijah Brooks vs. UNC ..... Sept. 4
- 45 Elijah Brooks vs. NU ..... Oct. 2
5. 42 Lang Campbell vs. UNH ..... Sept. 18
6. 41 Jon Smith vs. NU ..... Oct. 2
7. 38 Trevor McLaurin vs. VMI ..... Sept. 25
8. 35 Lang Campbell vs. UNC ..... Sept. 4
9. 28 Elijah Brooks vs. VMI ..... Sept. 25
10. 24 Jon Smith vs. UNC ..... Sept. 4

### Top Receiving Performances

1. 157 Dom. Thompson vs. NU ..... Oct. 2
2. 112 Josh Lustig vs. UNC ..... Sept. 4
3. 111 Joe Nicholas vs. NU ..... Oct. 2
4. 83 Dom. Thompson vs. UNC ..... Sept. 4
5. 66 Dom. Thompson vs. VMI ..... Sept. 25
6. 55 Dom. Thompson vs. UNH ..... Sept. 18
7. 55 Matt Trinkle vs. NU ..... Oct. 2
8. 51 Josh Lustig vs. UNH ..... Sept. 18
9. 48 Joe Nicholas vs. UNC ..... Sept. 4
10. 47 Joe Nicholas vs. VMI ..... Sept. 25

### 200-yard Passing Games

Lang Campbell 2

### 100-yard Rushing Games

### 100-yard Receiving Games

Josh Lustig 1  
 Dominique Thompson 1  
 Joe Nicholas 1

## 2004 WILLIAM AND MARY SCORING DRIVES/PLAYS

Opponent	Obtained	Plays	Yards	TOP	Result	Quarter	Play
North Carolina	Fumble	3	62	0:58	TD	First	Lustig 46-yard pass from Campbell
North Carolina	Kickoff	12	73	5:56	TD	First	Campbell 5-yard run
North Carolina	Fumble	4	4	1:40	TD	Second	Campbell 1-yard run
North Carolina	Interception	4	-2	1:37	FG	Second	Kuehn 21-yard field goal
North Carolina	Kickoff	10	80	4:22	TD	Third	Smith 2-yard run
North Carolina	Punt	8	88	1:34	TD	Fourth	Thompson 6-yard pass from Campbell
New Hampshire	Missed FG	13	67	5:12	FG	Second	Kuehn 27-yard field goal
New Hampshire	Punt	8	28	4:20	FG	Third	Kuehn 35-yard field goal
New Hampshire	Punt	10	64	4:34	FG	Fourth	Kuehn 21-yard field goal
VMI	Punt	10	63	4:00	TD	Second	Smith 2-yard run
VMI	Fumble	6	31	1:59	TD	Second	Brooks 6-yard run
VMI	Interception	2	34	0:34	TD	Second	Thompson 13-yard pass from Campbell
VMI	Interception	3	30	1:00	TD	Second	Nicholas 27-yard pass from Campbell
VMI	Kickoff	10	57	5:37	TD	Third	Smith 4-yard run
VMI	Punt	11	84	5:41	TD	Fourth	Taylor 4-yard pass from Potts
Northeastern	Punt	8	34	4:12	TD	First	Campbell 2-yard run
Northeastern	Kickoff	6	71	1:26	TD	Second	Campbell 2-yard run
Northeastern	Kickoff	8	72	3:54	TD	Third	Brooks 4-yard run
Northeastern	Kickoff	8	65	3:30	FG	Third	Kuehn 30-yard field goal
Northeastern	Missed FG	10	74	4:54	FG	Fourth	Kuehn 28-yard field goal
Northeastern	Interception	3	80	0:50	TD	Fourth	Thompson 77-yard pass from Campbell
Northeastern	Missed FG	6	14	----	FG	Overtime	Kuehn 28-yard field goal



*The Front Line: Junior defensive end Adam O'Connor, junior tackle Larry Pendleton and senior tackle Justin Kelly line up in Saturday's 38-35 overtime victory over 16th-ranked Northeastern.*

TRIBE FOOTBALL  
HONOR ROLL

**A-10 Offensive Player of the Week**

Lang Campbell, Sr., QB - Sept. 5

**I-AA.org Weekly All-Star**

Lang Campbell, Sept. 5

**Don Hansen National Offensive**

**Co-Player of the Week**

Lang Campbell, Sept. 5

**A-10 Special Teams Player of the Week**

Greg Kuehn, Sept. 19

Greg Kuehn, Oct. 3

**Atlantic 10 Preseason Honors**

**First Team Offense:**

Lang Campbell, QB

Adam Bratton, TE

**First Team Defense:**

Travis McLaurin, LB

**Second Team Specialists:**

Michael Mesi, P

Greg Kuehn, PK

**I-AA.org Preseason Honors**

**Honorable Mention All-America:**

Lang Campbell, QB

**Don Hansen's Football Gazette**

**I-AA Preseason Top 40:**

William & Mary #38



*Sophomore Elijah Brooks scores his first TD in the Green and Gold Sept. 18 against VMI.*

WILLIAM AND MARY IN THE "RED-ZONE"

Opponent	WM In Red Zone	WM TDs	WM FGs	WM FGs Missed	WM No Score	WM RZ Score %
North Carolina	5	4	1	0	0	100.0
New Hampshire	3	0	3	0	0	100.0
VMI	5	5	0	0	0	100.0
Northeastern	6	3	3	0	0	100.0
Liberty						
Rhode Island						
Delaware						
Towson						
Villanova						
James Madison						
Richmond						
<b>SEASON</b>	<b>19</b>	<b>12</b>	<b>7</b>	<b>0</b>	<b>0</b>	<b>100.0</b>

Opponents in the Red-Zone

Opponent	Opp. In Red Zone	Opp. TDs	Opp. FGs	Opp. FGs Missed	Opp. No Score	Opp. RZ Score %
North Carolina	6	6	0	0	0	100.0
New Hampshire	2	1	0	1	1	.500
VMI	2	0	1	0	1	.500
Northeastern	6	4	0	1	1	.667
Liberty						
Rhode Island						
Delaware						
Towson						
Villanova						
James Madison						
Richmond						
<b>SEASON</b>	<b>16</b>	<b>11</b>	<b>1</b>	<b>2</b>	<b>3</b>	<b>.688</b>



# 2004 WILLIAM AND MARY GAME-BY-GAME RESULTS

## UNC 49, W&M 38

**CHAPEL HILL, NC (9/4/04)** -- Despite career days from **Lang Campbell** and **Josh Lustig** and four first-half turnovers, the Tar Heels used three fourth-quarter TDs from Ronnie McGill to rally past the Tribe, 49-38, at Kenan Stadium.

Campbell had the Division I-A North Carolina defense on its "heels" most of the afternoon, throwing for a career-high 322 yards and two TDs, including a 46-yard strike to Lustig to open the scoring. Lustig hauled in a career-best 112 yards on six catches. Campbell added a pair of rushing TDs in the first half and **Greg Kuehn** booted a 21-yard FG as time expired, as the Tribe built a 10-point halftime lead.

**Stephen Cason** and **Alan Wheeling** each forced a fumble in the first half, **Travis McLaurin** recovered two fumbles in the first half, including one he returned 33 yards and **Wade Harrell** returned his third-career interception 37 yards to set up Kuehn's FG, as W&M forced four turnovers in a game for the first time since 2002 (IU). **James Miller**, who also recovered a fumble, led the Tribe with 15 tackles.

**Dominique Thompson**, a NC native, caught six passes for 83 yards and a TD, while **Jon Smith** added a 2-yard TD run.

	1	2	3	4	Final
William and Mary	14	10	7	7	38
North Carolina	7	7	14	21	49

### Scoring Summary

Qtr	Team	Score	Time
1st	W&M	Lustig 46 pass from Campbell (Kuehn kick)	12:29
	UNC	Lewis 12 run (Barth kick)	6:46
	W&M	Campbell 5 run (Kuehn kick)	0:50
2nd	UNC	Scott 8 run (Barth kick)	13:07
	W&M	Campbell 1 run (Kuehn kick)	7:35
	W&M	FG Kuehn 21	0:00
3rd	UNC	Bowman 19 pass from Durant (Barth kick)	11:49
	W&M	Smith 2 run (Kuehn kick)	7:27
	UNC	Mitchell 29 pass from Durant (Barth kick)	1:50
4th	UNC	McGill 4 run (Barth kick)	13:32
	UNC	McGill 10 run (Barth kick)	11:05
	UNC	McGill 7 run (Barth kick)	6:57
	W&M	Thompson 6 pass from Campbell (Kuehn kick)	0:00

	W&M	UNC
First Downs	21	23
Rushes - Yards	31-120	45-341
Att-Cmp-Int	41-23-0	24-14-1
Pass Yards	322	234
Total Offense	442	575
Total Plays	72	69
Fumbles - Lost	0-0	3-3
3rd Down Conv.	5-16	10-12
Penalties - Yards	5-45	3-20
Sacks by - Yards	1-1	0-0
Time of Possession	31:41	28:19

### Rushing

W&M: Brooks 9-45, Campbell 6-35 (2 TD), Smith 9-24 (TD), Thompson 1-13, Parrott 1-4, McLaurin 5-1.  
 UNC: McGill 13-137 (3 TD), Lewis 15-125 (TD), Scott 11-76 (TD), Durant 6-13.

### Passing

W&M: Campbell 23-41-0 322 (2 TD).  
 UNC: Durant 14-24-1 234 (2 TD)

### Receiving

W&M: Lustig 6-112 (TD), Thompson 6-83 (TD), Nicholas 4-48, Pitts 2-28, Bratton 1-18, McLaurin 1-12, Brooks 1-10, Trinkle 1-6, Parrott 1-5.  
 UNC: Bowman 6-61 (TD), Phillips 3-65, Holley 2-35, Pollock 1-38, Mitchell 1-29 (TD), Hedgecock 1-6.

### Defense

W&M: Miller 15 (8 solo, FR, BrUp), Tra. McLaurin 7 (2 FR), Cason 6 (FF, PBU), Nickell 6 (2 TFL), O'Connor 3 (0.5 sack, 2 QBH), Watson 3 (0.5 sack), Harrell (INT).

Attendance: 43,500

## W&M 9, #10 UNH 7

**DURHAM, NH (9/18/04)** - All-conference kicker **Greg Kuehn** connected on field goals of 27, 35 and 21 yards and the Tribe defense held the Wildcats' high-powered offense in check, as W&M won its conference-opener, 9-7, over 10th-ranked New Hampshire at rained-soaked Cowell Stadium.

Playing in heavy rains from the remnants of Hurricane Ivan, W&M held UNH to 226 offensive yards, nearly 150 below its average, after yielding 575 yard to North Carolina two weeks prior. It was the fewest yards allowed by a W&M defense since yielding 141 to Massachusetts in the 2001 season-opener.

All-American candidate **Lang Campbell** and the Tribe offense were efficient in the treacherous conditions, as Campbell threw for 148 yards on 11 for 23 passing and ran for 42 yards on 14 attempts. With 148 passing yards, he moved into 10th place on the W&M career passing list. Senior Jon Smith churned out 63 yards on 23 carries.

Kuehn kicked three field goals for the fourth time in his career, with the last coming in a win over Rhode Island on Oct. 25, 2003.

**Chris Ndubueze** paced the defense with a career-high 16 tackles, including 10 solo stops. Junior **Larry Pendleton** tallied seven tackles and a sack, while sophomore **Josh Wright**, who made his first career start, also recorded a sack.

The win gave W&M its first victory over a ranked opponent since knocking off 15th-ranked Northeastern in Williamsburg on Oct. 26, 2002.

	1	2	3	4	Final
William and Mary	0	3	6	0	9
#10 New Hampshire	7	0	0	0	7

### Scoring Summary

Qtr	Team	Score	Time
1st	UNH	Harvey 1 run (McCormack kick)	5:48
2nd	W&M	FG Kuehn 27	0:00
3rd	W&M	FG Kuehn 35	9:41
	W&M	FG Kuehn 21	3:06

	W&M	UNH
First Downs	13	13
Rushes - Yards	48-123	42-123
Att-Cmp-Int	23-11-0	21-12-0
Pass Yards	148	103
Total Offense	271	226
Total Plays	71	63
Fumbles - Lost	2-1	1-0
3rd Down Conv.	5-16	5-16
Penalties - Yards	6-50	2-25
Sacks by - Yards	2-17	4-18
Time of Possession	35:13	24:47

### Rushing

W&M: Smith 23-63, Campbell 14-42, Brooks 4-10, McLaurin 3-9, Parrott 1-2, Thompson 1(-1).  
 UNH: Harvey 28-75 (TD), Santos 9-35, McCoy 3-12, Bailey 2-1.

### Passing

W&M: Campbell 23-11-0 148.  
 UNH: Santos 21-12-0 103.

### Receiving

W&M: Thompson 3-55, Lustig 3-51, Pitts 2-20, Nicholas 1-9, Brooks 1-8, Trinkle 1-5.  
 UNH: Kreider 4-27, Williams 3-38, Diner 2-21, Ball 1-9, Bailey 1-5, Harvey 1-3.

### Defense

W&M: Ndubueze 16 (10 solo), Miller 9 (5 solo), McLaurin 8 (4 solo, TFL), Riley 7 (TFL), McCarthy 7 (TFL), Pendleton 7 (sack), Kelly 5 (TFL), Wright 4 (sack).

Attendance: 3,512

## W&M 42, VMI 6

**WILLIAMSBURG (9/25/04)** - All-American candidate **Lang Campbell** threw for 137 yards and a pair of touchdowns in the first half to surpass the 3,000-yard mark for his career, as W&M used four second-quarter touchdowns and another outstanding defensive effort to knock off state-rival VMI, 42-6, in front of 8,101 fans at Zable Stadium.

Playing on his 23rd birthday, Campbell went over the 3,000-yard plateau in the first quarter and went on to complete 11-of-15 passes for 160 yards to move into ninth place (3,136) on the College's career passing yards lists. With two TD passes, Campbell also moved into eighth place (28) on the career list at W&M.

The Tribe defense forced four turnovers for the second time this season (UNC) and held the Keydets to 197 total yards, the first time a W&M defense surrendered fewer than 200 total yards since a season-opening win at UMass in 2001 (146). Dating back to a 9-7 win at UNH on Sept. 18, W&M has not allowed a touchdown for over seven consecutive quarters, a feat that has not been accomplished since 1995.

Sophomore linebacker **Ryan Nickell** recorded interceptions on consecutive VMI offensive plays from scrimmage, while all-conference linebacker **Travis McLaurin** and **Chris Ndubueze** each had six tackles and defensive end **Adam O'Connor** recorded five stops, a sack and three quarterback hurries.

Senior tailback **Jon Smith** led the Tribe ground game with 52 yards and two TDs, as he inched closer to 2,000 rushing yards for his career (1,899).

	1	2	3	4	Final
VMI	0	6	0	0	6
William & Mary	0	28	7	7	42

### Scoring Summary

Qtr	Team	Score	Time
2nd	W&M	Smith 2 run (Kuehn kick)	14:56
	W&M	Brooks 6 run (Kuehn kick)	12:42
	VMI	FG Way 28	7:35
	W&M	Thompson 13 pass from Campbell (Kuehn kick)	3:58
	W&M	Nicholas 27 pass from Campbell (Kuehn kick)	2:52
	VMI	FG Way 39	0:42
3rd	W&M	Smith 1 run (Kuehn kick)	9:23
4th	W&M	Taylor 4 pass from Potts (Kuehn kick)	6:20

	W&M	VMI
First Downs	19	15
Rushes - Yards	45-98	31-49
Att-Cmp-Int	23-15-0	39-19-3
Pass Yards	207	148
Total Offense	305	197
Total Plays	68	70
Fumbles - Lost	1-1	2-1
3rd Down Conv.	8-14	3-17
Penalties - Yards	6-56	8-66
Sacks by - Yards	2-22	3-22
Time of Possession	33:10	26:50

### Rushing

W&M: Smith 15-52 (2 TD), McLaurin 8-38, Brooks 12-28 (TD), Parrott 2-7, Campbell 4-5, Potts 1-5, Thompson 1-15.  
 VMI: Hollingsworth 10-19, Mizzer 9-14, Jackson 4-12, Lyles 2-8, Poldiak 5-3.

### Passing

W&M: Campbell 15-11-0 160 (2 TD), Potts 8-4-0 47 (TD).  
 VMI: Lyles 24-9-3 64, Poldiak 15-10-0 84.

### Receiving

W&M: Thompson 4-66 (TD), 2-47 (TD), Davis 2-40, Pitts 2-29, McLaurin 2-6, Parrott 1-13, Taylor 1-4 (TD), Brooks 1-2.  
 VMI: Burden 5-57, Jackson 4-25, Gilliland 2-22, Monteleone 2-15.

### Defense

W&M: McLaurin 6 (4 solo, TFL), Ndubueze 6 (3 solo), O'Connor 5 (sack, FF, QBH), Cason 3 (TFL), Muldrow 3 (5 TFL), Weston, 2 (sack, 2 TFL, FR), Nickell 2 (2 INT), Miller 2 (INT, PBU), Williamson 1 (.5 TFL).

Attendance: 8,101

# 2004 WILLIAM AND MARY GAME-BY-GAME RESULTS

## W&M 38, #16 NU 35 (OT)

**WILLIAMSBURG (10/2/04)** - Powered by a career-best 378-yard passing performance by All-American candidate **Lang Campbell**, the College pulled off a thrilling 38-35 overtime victory over 16th-ranked Northeastern at Zable Stadium.

The decisive points came off the foot of all-conference kicker **Greg Kuehn**, who nailed a 28-yard FG in the first overtime period. He ended the afternoon converting three of his four FG opportunities.

After the Tribe scored on a 77-yard TD pass from Campbell to **Dominique Thompson** with 2:34 remaining in the fourth quarter, and also got the two-point conversion on a pass to redshirt freshman receiver **Joe Nicholas**, W&M had a 35-28 lead. But, NU quarterback Shawn Brady's third TD pass tied the game with 42 seconds remaining and forced OT.

W&M won the toss and elected to play defense first. On the Huskies' first snap, junior **Adam O'Connor** sacked Brady, and NU eventually missed a 53-yard FG attempt. On the Tribe's OT possession, Nicholas caught a key first-down pass from Campbell on third-and-long, and two plays later Kuehn drilled the game-winner.

Campbell ended the day 22 of 36 for 378 yards, including the score to Thompson. He also ran for a pair of TDs. The 378 passing yards ranks as the eighth-best single-game performance in W&M history, and it was his second game over 300 yards in four games this season.

Thompson led the Tribe with a career-high 157 yards on five grabs, while Nicholas hauled in a career-best 111 yards on six catches.

	1	2	3	4	OT	Final
#16 Northeastern	0	14	14	7	0	35
William & Mary	7	7	10	11	3	38

### Scoring Summary

Qtr	Team	Score	Time
1st	W&M	Campbell 2 run (Kuehn kick)	4:27
2nd	NU	Parks 27 pass from Brady (Kestic kick)	8:19
	NU	Parks 23 pass from Brady (Kestic kick)	1:53
	W&M	Campbell 2 run (Kuehn kick)	0:27
3rd	W&M	Brooks 4 run (Kuehn kick)	11:06
	NU	West 2 run (Kestic kick)	8:54
	W&M	FG Kuehn 30	5:24
	NU	Murray 1 run (Kestic kick)	2:57
4th	W&M	FG Kuehn 28	6:57
	W&M	Thompson 77 pass from Campbell (Kuehn kick)	2:34
	NU	Mitchell 3 pass from Brady (Kestic kick)	0:42
OT	W&M	FG Kuehn 28	

	W&M	NU
First Downs	20	20
Rushes - Yards	33-96	35-90
Att-Cmp-Int	36-22-1	33-18-1
Pass Yards	378	301
Total Offense	474	391
Total Plays	69	68
Fumbles - Lost	0-0	1-0
3rd Down Conv.	6-14	8-16
Penalties - Yards	3-35	5-57
Sacks by - Yards	1-10	1-11
Time of Possession	31:46	28:14

### Rushing

W&M: Brooks 11-45 (TD), Smith 12-41, Campbell 8-9 (2 TD), Parrott 1-2.  
 NU: West 12-48 (TD), Murray 13-37 (TD), Gyles 7-15, Brady 2--9.

### Passing

W&M: Campbell 36-22-1 378 (TD).  
 NU: Brady 33-18-1 301 (3 TD).

### Receiving

W&M: Nicholas 6-111, Thompson 5-157 (TD), Trinkle 3-55, Smith 3-14, Brooks 2-31, Davis 1-5, Pitts 1-4, Bratton 1-1.  
 NU: Parks 7-170 (2 TD), Mitchell 6-86 (TD), Graham 1-14.

### Defense

W&M: O'Connor 8 (1.0 sack, 1.5 TFL), Ndubueze 8 (3 solo, .5 TFL), McLaurin 7 (5 solo), Wheeling 7 (5 solo), Wright 5 (3 solo, 1.5 TFL), Cason 4 (2 solo, 1.0 TFL, PBU), Miller 4 (INT, 2 PBU), Shaw 3 (.5 TFL).

Attendance: 8,267

# QUARTERBACK CLUB PLAYERS OF THE WEEK

For the Week of Oct. 2, vs. Northeastern

## OFFENSE

### LANG CAMPBELL, SR., QB



Campbell threw for a career-high 378 yards on 22-for-36 passing and tossed the 29th TD pass of his career, a 77-yard strike to Dominique Thompson. He also ran for a pair of TDs and moved into ninth place on the College's career total offensive yards list with 3,294.

#### Previous Winners:


North Carolina - Sept. 4  
Lang Campbell, Sr., Quarterback  
23-41-0, 322 yds, 2 TD; 6 att., 35 yds, 2 TD

New Hampshire - Sept. 18  
Cody Morris, So., Lineman

VMI - Sept. 25  
Jon Smith, Sr., Tailback  
15 carries, 52 yards, 2 TD

## DEFENSE

### ADAM O'CONNOR, JR., DE



O'Connor shared team-high honors with eight total tackles, but made one of the biggest defensive plays of the game Saturday, sacking NU quarterback Shawn Brady on the first play of overtime. He leads the Tribe with 2.5 sacks, which also ties for ninth in the A10.

#### Previous Winners:

North Carolina - Sept. 4  
James Miller, Jr., S  
15 TT, 8 UT, FR, BrUP

New Hampshire - Sept. 18  
Chris Ndubueze, Jr., LB  
16 total tackles, 10 solo

VMI - Sept. 25  
Ryan Nickell, So., LB  
2 total tackles, 2 INT

## SPECIAL TEAMS

### GREG KUEHN, JR., PK



Kuehn kicked three field goals in a game for the second time this season, including the game-winner from 28 yards in overtime. He made good on attempts from 30, 28 and 28 yards and his only miss was from 52 yards out. Kuehn also converted four PATs, bringing his streak of consecutive PATs made to 60.

#### Previous Winners:

North Carolina - Sept. 4  
Josh Lusitg, Sr. WR/KR  
6 ret., 135 yds, 22.5 avg; 6 rec., 112 yds, TD

New Hampshire - Sept. 18  
Greg Kuehn, Jr., PK  
27, 35, and 21-yard FGs in 9-7 win

VMI - Sept. 25  
Mike Mesi, Sr., P  
6 punts, 264 yards, 44.0 avg., 64 long



2004 William and Mary Football  
 William & Mary Overall Team Statistics (as of Oct 03, 2004)  
 All games

TEAM STATISTICS	WM	OPP
SCORING.....	127	97
Points Per Game.....	31.8	24.2
FIRST DOWNS.....	73	71
Rushing.....	23	31
Passing.....	47	33
Penalty.....	3	7
RUSHING YARDAGE.....	437	603
Yards gained rushing.....	534	692
Yards lost rushing.....	97	89
Rushing Attempts.....	157	153
Average Per Rush.....	2.8	3.9
Average Per Game.....	109.2	150.8
TDs Rushing.....	9	8
PASSING YARDAGE.....	1055	786
Att-Comp-Int.....	123-71-1	117-63-5
Average Per Pass.....	8.6	6.7
Average Per Catch.....	14.9	12.5
Average Per Game.....	263.8	196.5
TDs Passing.....	6	5
TOTAL OFFENSE.....	1492	1389
Total Plays.....	280	270
Average Per Play.....	5.3	5.1
Average Per Game.....	373.0	347.2
KICK RETURNS: #-YARDS.....	17-366	18-286
PUNT RETURNS: #-YARDS.....	7-35	15-95
INT RETURNS: #-YARDS.....	5-37	1-0
KICK RETURN AVERAGE.....	21.5	15.9
PUNT RETURN AVERAGE.....	5.0	6.3
INT RETURN AVERAGE.....	7.4	0.0
FUMBLES-LOST.....	3-2	7-4
PENALTIES-YARDS.....	20-186	18-168
Average Per Game.....	46.5	42.0
PUNTS-YARDS.....	23-828	19-728
Average Per Punt.....	36.0	38.3
Net punt average.....	31.9	36.5
TIME OF POSSESSION/GAME.....	32:57	27:02
3RD-DOWN CONVERSIONS.....	27/64	26/61
3rd-Down Pct.....	42%	43%
4TH-DOWN CONVERSIONS.....	5/5	2/4
4th-Down Pct.....	100%	50%
SACKS BY-YARDS.....	6-52	8-50
MISC YARDS.....	33	0
TOUCHDOWNS SCORED.....	15	13
FIELD GOALS-ATTEMPTS.....	7-9	2-7
PAT-ATTEMPTS.....	14-14	13-13
ATTENDANCE.....	16368	47012
Games/Avg Per Game.....	2/8184	2/23506
Neutral Site Games.....		0/0

SCORE BY QUARTERS	1st	2nd	3rd	4th	OT	Total
William & Mary.....	21	48	30	25	3	- 127
Opponents.....	14	27	28	28	0	- 97

2004 William and Mary Football  
 William & Mary Overall Individual Statistics (as of Oct 03, 2004)  
 All games

RUSHING	GP	Att	Gain	Loss	Net	Avg	TD	Long	Avg/G
Jon Smith	4	59	188	10	178	3.0	3	11	44.5
Elijah Brooks	4	36	139	11	128	3.6	2	18	32.0
Lang Campbell	4	32	129	48	81	2.5	4	21	20.2
Trevor McLaurin	3	16	50	2	48	3.0	0	13	16.0
Levince Parrott	4	5	15	0	15	3.0	0	7	3.8
Domin. Thompson	4	3	13	16	-3	-1.0	0	13	-0.8
Michael Potts	1	1	0	5	-5	-5.0	0	0	-5.0
Team	4	5	0	5	-5	-1.0	0	0	-1.2
Total.....	4	157	534	97	437	2.8	9	21	109.2
Opponents.....	4	153	692	89	603	3.9	8	49	150.8

PASSING	GP	Effic	Att-Cmp-Int	Pct	Yds	TD	Lng	Avg/G
Lang Campbell	4	144.50	115-67-1	58.3	1008	5	77	252.0
Michael Potts	1	140.60	8-4-0	50.0	47	1	32	47.0
Total.....	4	144.24	123-71-1	57.7	1055	6	77	263.8
Opponents.....	4	115.83	117-63-5	53.8	786	5	38	196.5

RECEIVING	GP	No.	Yds	Avg	TD	Long	Avg/G
Domin. Thompson	4	18	361	20.1	3	77	90.2
Joe Nicholas	4	13	215	16.5	1	38	53.8
Josh Lustig	2	9	163	18.1	1	46	81.5
John Pitts	4	7	81	11.6	0	21	20.2
Matt Trinkle	4	5	66	13.2	0	32	16.5
Elijah Brooks	4	5	51	10.2	0	25	12.8
Corey Davis	2	3	45	15.0	0	32	22.5
Trevor McLaurin	3	3	18	6.0	0	12	6.0
Jon Smith	4	3	14	4.7	0	6	3.5
Adam Bratton	3	2	19	9.5	0	18	6.3
Levince Parrott	4	2	18	9.0	0	13	4.5
John Taylor	3	1	4	4.0	1	4	1.3
Total.....	4	71	1055	14.9	6	77	263.8
Opponents.....	4	63	786	12.5	5	38	196.5

PUNT RETURNS	No.	Yds	Avg	TD	Long
Jonathan Shaw	6	36	6.0	0	15
Josh Lustig	1	-1	-1.0	0	0
Total.....	7	35	5.0	0	15
Opponents.....	15	95	6.3	0	21

INTERCEPTIONS	No.	Yds	Avg	TD	Long
Ryan Nickell	2	0	0.0	0	0
James Miller	2	0	0.0	0	0
Wade Harrell	1	37	37.0	0	37
Total.....	5	37	7.4	0	37
Opponents.....	1	0	0.0	0	0

KICK RETURNS	No.	Yds	Avg	TD	Long
Josh Lustig	6	135	22.5	0	32
Stephen Cason	5	121	24.2	0	29
Domin. Thompson	5	82	16.4	0	20
Elijah Brooks	1	28	28.0	0	28
Total.....	17	366	21.5	0	32
Opponents.....	18	286	15.9	0	49

FUMBLE RETURNS	No.	Yds	Avg	TD	Long
Travis McLaurin	1	33	33.0	0	33
Total.....	1	33	33.0	0	33
Opponents.....	0	0	0.0	0	0

2004 William and Mary Football  
 William & Mary Overall Individual Statistics (as of Oct 03, 2004)  
 All games

SCORING	----- PATs -----								
	TD	FGs	Kick	Rush	Rcv	Pass	DXP	Saf	Points
Greg Kuehn	0	7-9	14-14	0-0	0	0-0	0	0	35
Lang Campbell	4	0-0	0-0	0-0	0	1-1	0	0	24
Jon Smith	3	0-0	0-0	0-0	0	0-0	0	0	18
Domin. Thompson	3	0-0	0-0	0-0	0	0-0	0	0	18
Elijah Brooks	2	0-0	0-0	0-0	0	0-0	0	0	12
Joe Nicholas	1	0-0	0-0	0-0	1	0-0	0	0	8
Josh Lustig	1	0-0	0-0	0-0	0	0-0	0	0	6
John Taylor	1	0-0	0-0	0-0	0	0-0	0	0	6
Total.....	15	7-9	14-14	0-0	1	1-1	0	0	127
Opponents.....	13	2-7	13-13	0-0	0	0-0	0	0	97

TOTAL OFFENSE	G	Plays	Rush	Pass	Total	Avg/G
Lang Campbell	4	147	81	1008	1089	272.2
Jon Smith	4	59	178	0	178	44.5
Elijah Brooks	4	36	128	0	128	32.0
Trevor Mclaurin	3	16	48	0	48	16.0
Michael Potts	1	9	-5	47	42	42.0
Levince Parrott	4	5	15	0	15	3.8
Domin. Thompson	4	3	-3	0	-3	-0.8
Team	4	5	-5	0	-5	-1.2
Total.....	4	280	437	1055	1492	373.0
Opponents.....	4	270	603	786	1389	347.2

FIELD GOALS	FGM-FGA	Pct	01-19	20-29	30-39	40-49	50-99	Lg	Blk
Greg Kuehn	7-9	77.8	0-0	5-5	2-2	0-1	0-1	35	0

FG SEQUENCE	William & Mary	OPPONENTS
North Carolina	49,(21)	-
New Hampshire	(27),(35),(21)	41,38
VMI	-	(28),(39)
Northeastern	52,(30),(28),(28)	49,32,53

Numbers in (parentheses) indicate field goal was made.

PUNTING	No.	Yds	Avg	Long	TB	FC	I20	Blkd
Mike Mesi	22	828	37.6	64	0	3	2	0
Team	1	0	0.0	0	0	0	0	1
Total.....	23	828	36.0	64	0	3	2	1
Opponents.....	19	728	38.3	62	0	3	5	0

KICKOFFS	No.	Yds	Avg	TB	OB
Greg Kuehn	22	1190	54.1	2	2
Total.....	22	1190	54.1	2	2
Opponents.....	19	1139	59.9	2	1



2004 William and Mary Football  
 William & Mary Overall Individual Statistics (as of Oct 03, 2004)  
 All games

ALL PURPOSE	G	Rush	Rec	PR	KOR	IR	Tot	Avg/G
Domin. Thompson	4	-3	361	0	82	0	440	110.0
Josh Lustig	2	0	163	-1	135	0	297	148.5
Joe Nicholas	4	0	215	0	0	0	215	53.8
Elijah Brooks	4	128	51	0	28	0	207	51.8
Jon Smith	4	178	14	0	0	0	192	48.0
Stephen Cason	4	0	0	0	121	0	121	30.2
John Pitts	4	0	81	0	0	0	81	20.2
Lang Campbell	4	81	0	0	0	0	81	20.2
Matt Trinkle	4	0	66	0	0	0	66	16.5
Trevor Mclaurin	3	48	18	0	0	0	66	22.0
Corey Davis	2	0	45	0	0	0	45	22.5
Wade Harrell	3	0	0	0	0	37	37	12.3
Jonathan Shaw	4	0	0	36	0	0	36	9.0
Levince Parrott	4	15	18	0	0	0	33	8.2
Adam Bratton	3	0	19	0	0	0	19	6.3
John Taylor	3	0	4	0	0	0	4	1.3
Michael Potts	1	-5	0	0	0	0	-5	-5.0
Team	4	-5	0	0	0	0	-5	-1.2
Total.....	4	437	1055	35	366	37	1930	482.5
Opponents.....	4	603	786	95	286	0	1770	442.5

2004 William and Mary Football  
 William & Mary Overall Defensive Statistics (as of Oct 03, 2004)  
 All games

DEFENSIVE LEADERS	GP	-----Tackles-----			TFL/Yds	-Sacks-	---Pass Def---			-Fumbles-	Blkd	
		Solo	Ast	Total			No-Yds	Int-Yds	BrUp		QBH	Rcv-Yds
54 Chris Ndubueze	4	17	16	33	0.5-0	.	.	.	.	.	.	.
21 James Miller	4	15	15	30	.	.	2-0	4	.	1-0	.	.
52 Travis Mclaurin	4	18	10	28	2.0-4	.	.	.	.	2-33	.	.
97 Adam O'Connor	4	10	9	19	4.0-23	2.5-20	.	1	5	.	1	.
22 Stephen Cason	4	13	3	16	2.0-8	.	.	2	.	.	1	.
8 Alan Wheeling	4	13	2	15	.	.	.	2	.	.	1	.
39 T J. O'Neill	4	8	4	12	.	.	.	.	.	.	.	.
96 Justin Kelly	4	6	6	12	1.0-2	.	.	.	.	.	.	.
58 Larry Pendleton	4	6	6	12	1.0-9	1.0-9	.	.	.	.	1	.
55 Ryan Nickell	4	4	8	12	2.5-4	.	2-0	.	.	.	.	.
24 Richard Riley	4	8	4	12	1.0-1	.	.	1	.	.	.	.
94 Josh Wright	4	6	5	11	3.0-11	1.0-8	.	.	2	.	.	.
35 Jonathan Shaw	4	6	5	11	0.5-2	.	.	.	.	.	.	.
4 Leonard Muldrow	3	4	6	10	0.5-1	.	.	.	.	.	.	.
99 Mike Mccarthy	4	6	3	9	1.0-1	.	.	.	.	.	.	.
93 Jonas Watson	4	5	3	8	3.5-18	1.5-15	.	.	1	1-0	.	.
5 Craig Patterson	2	2	4	6	.	.	.	1	.	.	.	.
34 Thad Wheeler	4	3	3	6	.	.	.	.	.	.	.	.
69 William Turner	2	4	1	5	.	.	.	.	.	.	.	.
85 Matt Trinkle	4	2	2	4	.	.	.	.	.	.	.	.
26 Levince Parrott	4	3	.	3	.	.	.	.	.	.	.	.
31 Cedric Slye	1	2	.	2	.	.	.	1	.	.	.	.
95 Jerome Griffin	3	1	1	2	.	.	.	.	.	.	.	.
92 Ryan Jones	1	1	1	2	.	.	.	.	.	.	.	.
77 Bri. Williamson	3	1	1	2	0.5-1	.	.	.	.	.	.	.
38 David Page	3	2	.	2	.	.	.	.	.	.	.	.
3 Domin. Thompson	4	1	1	2	.	.	.	.	.	.	.	.
40 Adam Bratton	3	.	1	1	.	.	.	.	.	.	.	.
29 Zachary Stout	3	1	.	1	.	.	.	.	.	.	.	.
30 Tony Viola	3	.	1	1	.	.	.	.	.	.	.	.
19 John Pitts	4	.	1	1	.	.	.	.	.	.	.	.
46 Matt Otey	3	.	1	1	.	.	.	.	.	.	.	.
51 Wade Harrell	3	.	.	.	.	.	1-37	.	.	.	.	.
Total.....	4	168	123	291	23-85	6-52	5-37	12	8	4-33	4	.
Opponents.....	4	-	-	-	-	8-50	1-0	13	14	2-0	.	1