

Tribe

2004

William and Mary Football

Laycock's 25th SEASON



GAME 6 - SATURDAY, OCTOBER 16 - 1:00 P.M. (HOMECOMING)

#16 WILLIAM & MARY vs. RHODE ISLAND TRIBE (4-1, 2-0 A10) RAMS (3-2, 1-1 A10)

Date	Opponent	Score/Time
Sept. 4	at North Carolina	L, 38-49
Sept. 18	*at #10 New Hampshire	W, 9-7
Sept. 25	VMI	W, 42-6
Oct. 2	*#16 NORTHEASTERN	W, 38-35 (OT)
Oct. 9	at Liberty	W, 37-17
Oct. 16	*RHODE ISLAND	1:00 p.m.
Oct. 23	*at Delaware	1:00 p.m.
Oct. 30	*at Towson	6:00 p.m.
Nov. 6	*VILLANOVA	1:00 p.m.
Nov. 13	*at James Madison	12:00 p.m.
Nov. 20	*RICHMOND	1:00 p.m.
*A10 conference game		

Date	Opponent	Score/Time
Sept. 4	at Fordham	W, 37-36
Sept. 11	Central Connecticut State	W, 39-7
Sept. 25	*at Hofstra	L, 43-62
Oct. 2	Brown	L, 13-20
Oct. 9	*at Towson	W, 28-16
Oct. 16	*at William & Mary	1 p.m.
Oct. 23	*Massachusetts	12 p.m.
Oct. 30	*Villanova	12 p.m.
Nov. 6	*New Hampshire	12 p.m.
Nov. 13	*Maine	12 p.m.
Nov. 20	*at Northeastern	12:30 p.m.
*A10 conference game		

HEAD COACHES

Jimmye Laycock (W&M, 1970)

W&M Record 163-111-2 (25th year)

Career Record 163-111-2 (25th year)

vs. URI 8-1

Tim Stowers (Auburn, 1980)

URI Record 21-30 (5th year)

Career Record 72-53-1 (11th year)

vs. W&M 1-3

GAME DAY INFORMATION

#16 WILLIAM AND MARY (4-1, 2-0 A10) vs. RHODE ISLAND (3-2, 1-1 A10)

Kickoff - 1:00 p.m., Saturday, October 16

Site - Cary Field at Zable Stadium (12,259 cap., natural grass)

On The Air - The Tribe Football Radio Network will broadcast today's game across the Commonwealth of Virginia. The veteran broadcast duo of Jay Colley (play-by-play) and Bob Sheeran (color) will call the action. For a complete listing of the Tribe Football Radio Network, see page 7.

All-Time Series - W&M leads 8-1, including a 3-0 mark against URI in Williamsburg.

Last Meeting - W&M won 37-24 in Kingston, RI.

MEDIA CONTACTS

W&M SPORTS INFORMATION

SID - Pete Clawson

Phone - (757) 221-3369

Email - pmclaw@wm.edu

Fax - (757) 221-3412

Web - www.TribeAthletics.com

URI SPORTS INFORMATION

SID - Mike Ballweg

Phone - (401) 874-2401

Email - mballweg@uri.edu

Fax - (401) 874-5354

Web - www.GoRhody.com

FIRST AND 10

The 16th-ranked Tribe hosts A10-foe Rhode Island Saturday in the 76th Homecoming game at the College of William and Mary. The Tribe has won four straight games overall and its last eight games against Division I-AA opponents, dating back to last season. In its last outing, W&M defeated Liberty, 37-17, on Saturday night in Lynchburg, while Rhode Island downed Towson, 28-16, on the road for its first conference victory of the season. W&M leads the all-time series with URI 8-1, with the only loss coming in 2001 at URI.



Quick Slant

In nine previous meetings with the Rams, the College has averaged 20 points and 400 total yards of offense per game.

IN THE HUDDLE

Top Stories

All-American Candidate

Senior quarterback Lang Campbell has thrown for better than 300 yards in three of five games this season.

Page 3, 6

Laycock's 25th Season

With a Tribe win over URI Saturday, head coach Jimmye Laycock will move into fourth place on the A10 career win list.

Page 4

Atlantic 10 Update / Game Notes

See what's going on around the league and catch up on all the Tribe notes.

Page 5

Tribe Club Information

Information about upcoming football tailgates sponsored by the Tribe Club and W&M Alumni Association.

Page 9

The Numbers Game

Rosters, week-by-week starters, the last time it happened, single-game highs, drive summaries, game-by-game results and season stats.

Page 12





OFFENSE

Table listing offensive players including WR 3 Dominique Thompson, LT 78 Matthew Witham, LG 63 Ryan Lumm, C 59 Patrick Mulloy, RG 68 Cody Morris, RT 75 Michael Grenz, TE 40 Adam Bratton, WR 27 Joe Nicholas, QB 12 Lang Campbell, TB 2 Jon Smith, FB 26 LeVince Parrot.

DEFENSE

Table listing defensive players including DE 97 Adam O'Connor, DT 96 Justin Kelly, DT 99 Mike McCarthy, DE 94 Josh Wright, ILB 52 Travis McLaurin, OLB 54 Chris Ndubueze, OLB 55 Ryan Nickell, CB 22 Stephen Cason, SS 35 Jonathan Shaw, FS 21 James Miller, CB 8 Alan Wheeling.

SPECIAL TEAMS

Table listing special teams players including PK 25 Greg Kuehn, P 13 Mike Mesi, KR 3 Dominique Thompson, PR 35 Jonathan Shaw.

OFFENSE

Table listing offensive players including LT 60 Dustin Bayer, LG 63 Matt Ramey, C 64 Brandon Wenz, RG 65 Josh White, RT 72 Shamel Lewis, AB 3 Jerrell Jones, BB 33 Jason Ham, AB 21 Calvin Poole, QB 7 Jayson Davis, X 4 Curtis Horne, Z 8 Jordan Bowers.

DEFENSE

Table listing defensive players including DE 2 Dustin Picciotti, NG 55 Chad Waltrip, DT 97 John Hines, DE 52 Pat O'Neill, OLB 20 Justin Westley, MLB 56 Steve Marrella, OLB 32 Teddy Gibbons, CB 35 Virgil Gray, SS 19 Raquan Pride, FS 27 Anthony Offord, CB 28 Andre Anderson.

SPECIAL TEAMS

Table listing special teams players including PK 17 Bryan Giannecchini, P 86 Justin Cherry, KR 3 Jerrell Jones, PR 3 Jerrell Jones.

HOW THEY LINE UP

Table comparing team statistics for W&M (A10) and URI (A10) across categories like Games Played, Scoring Offense, Rushing Offense, etc.

TEAM LEADERS

WILLIAM AND MARY

Rushing - Smith (78 att., 229 yds, 5 TD, 2.9 avg.)
Passing - Campbell (86-145, 1,376 yds, 5 TD, 1 INT)
Receiving - Thompson (28 rec., 582 yds, 3 TD)
Punt Ret. - Shaw (10 ret., 58 yds, 5.8 avg.)
Kick Ret. - Cason (7 for 166 yds, 23.7 avg.)
Kicking - Kuehn (10-12 FG, long 35; 18-18 PAT)
Punting - Mesi (37.7 avg., 64 long, 3 inside 20)
Tackles - Miller (37 total, 16 solo)
Sacks - O'Connor (4.0 for 28 yards)
TFL - O'Connor (6.0 for 32 yds), Watson (6.0-35)
INT - Miller (3 for 70 yards)
Pass Brks - Cason, Wheeling (5)

RHODE ISLAND

Rushing - Ham (101 att., 477 yds, 3 TD, 4.7 avg.)
Passing - Davis (29-53, 459 yds, 3 TD, INT)
Receiving - Hill (8 rec., 151 yds, 18.9 avg.)
Punt Ret. - Jones (12 for 83 yds, 6.9 avg.)
Kick Ret. - Jones (16 for 311 yds, 19.4 avg.)
Kicking - Giannecchini (1-3 FG, 38 long; 17-21 PAT)
Punting - Cherry (38.9 avg., 56 long, 9 inside 20)
Tackles - Gibbons (50 total, 21 solo, 5.0 TFL)
Sacks - Picciotti (3.0 for 9 yards)
TFL - Gibbons (5.0 for 12 yards)
INT - Gray (2 for 31 yards); Chance (2-10)
Pass Brks - Gibbons (4)

TALE OF THE TAPE

Table comparing W&M and URI statistics for various positions like WR & TE, OF Backs, OL & TE, DL, LB, DB.

W&M SPORTS INFORMATION

Phone: (757) 221-3344
Fax: (757) 221-3412
Web: www.TribeAthletics.com
Director: Pete Clawson
Email: pmclaw@wm.edu
Assist. Football Contact: Mark Hoskins
Email: mjhosk@wm.edu

College of William and Mary Team Information

QUICK FACTS

Captains: Lang Campbell, Wade Harrell
Offensive Formation: Pro-style
Defensive Formation: Multiple 4-3
Lettermen Ret./Lost: 34/8
Off. Starters Ret./Lost: 8/3
Def. Starters Ret./Lost: 8/3
Spec. Starters Ret./Lost: 2/0

FOOTBALL INFO

First Season: 1893
All-Time Record: 488-482-41
Stadium: Zable Stadium (13,270, natural grass)
All-Time Home Record: 180-101-6
Bowl/Playoff Appearances: 11 (6 in D I-AA)
Bowl/Playoff Record: 6-7 (2-6 in D I-AA)
Conference: Atlantic 10

Head Coach

Jimmye Laycock (W&M, 1970)
(See page 4)

ASSISTANT COACHES

Bob Solderitch, Zbig Kepa, Jim Pletcher, Matt McLeod, Steven Jerry, Matt McLeod, Trevor Andrews, Greg Shockley, Adam Braithwaite, Scott Boone

2003 IN REVIEW

Overall Record: 5-5
A-10 Record: 4-4 (6th)
Home: 2-2
Away: 3-3
Final Ranking: None

UNIVERSITY FACTS

Location: Williamsburg, Va.
Founded: 1693
Enrollment: 5,560
Nickname: Tribe
Colors: Green, Gold and Silver
President: Timothy J. Sullivan (W&M, 1966)
Athletics Director: Terry Driscoll (BC, 1969)

LANG CAMPBELL

THE CAMPBELL FILE

Senior, QB, 6-3, 205

Hometown: Winchester, Va.

High School: Handley

Major: History and Economics

Honors/Awards: Preseason honorable-mention All-American by I-AA.org, preseason first-team all-conference, third-team all-conference in 2003, two-time academic all-conference selection (2002, 2003). A-10 Offensive Player of the Week Sept. 4.

Personal: Son of Shep and Nancy Campbell... Brings a cumulative GPA of better than 3.3 into senior campaign... Enjoys playing sports, listening to music and reading in his free time... Born September 25, 1981.

Note of the Week: Campbell is just 118 passing yards shy of 4,000 for his career.



The senior from Winchester, VA emerged with a breakout season last fall and has continued to impress in his second season as a starter.

In the season-opener at UNC, Campbell threw for a career-high 322 yards, surpassing the 300-yard mark for the first time in his career. He completed 23 of 41 attempts and threw a pair of TD passes and added two rushing scores. He became the first Tribe quarterback to run and pass for two TDs in a game, since David Corley, Jr. did it in 2001.

Slowed by heavy rains and poor field conditions, Campbell was efficient at UNH, throwing for 148 yards on 11 for 23 passing and running for 42 yards on 14 attempts to lead W&M over the 10th-ranked Wildcats, 9-7.

On his 23rd birthday against VMI, Campbell went 11-for-15 through the air for 160 yards and a pair of TD passes, before handing the quarterback duties over early in the second half in the Tribe's 42-6 victory.

He again went over the 300-yard mark against Northeastern, throwing for a career-best 378 yards on 22-of-36 passing. Campbell completed a season-long 77-yard TD pass to Dominique Thompson in the fourth quarter that gave W&M a 35-28 advantage, and he also ran for a pair of first half scores. It was the 29th TD pass of his career.

At Liberty, he surpassed the 300-yard mark for third time this season, and second time in as many games, throwing for 368 yards on 19-of-30 passing. Ten of completions went to Thompson for 221 yards alone. Campbell also ran eight times for 32 yards and a TD, his fifth rushing TD of the season.

AT LEFT: Campbell dives for his second rushing TD against NU on Oct. 2.

CAMPBELL'S 2004 CLIPS

- Has accounted for at least one TD in 14 of 15 career starts.
- Thrown for 200 or more yards in 10 of his 15 career starts.
- Surpassed 3,000 career yards with 160 vs. VMI on Sept. 25.
- Surpassed 4,000 career total offensive yards with 400 total yards at Liberty on Oct. 9.
- Threw for a career-best 378 yards in a 38-35 overtime win over #16 Northeastern. Also ran for two scores in the game.
- Ranks 8th on the W&M career passing yards list (3,882).
- Ranks 8th on the W&M career total offensive yards lists with 4,392.
- Ranks 8th on W&M career TD passes list with 29.
- At UNC, became first W&M QB to pass and run for two TDs since David Corley did it vs. Maine in 2001.
- Ranks second in A10 in total offense (297.8).
- Ranks second in A10 in passing yards per game (275.2).
- Ranks fourth in the A10 in pass efficiency (149.0).

CAMPBELL'S 2003 CLIPS

- Led the A-10 in passing yards per game (229.6) and pass efficiency (152.1) in 2003.
- Threw for over 200 yards in each of the Tribe's final seven games last year.
- Finished '03 as the Tribe's second-leading rusher with 300 yards.
- Twenty-two TD passes in '03 matched fifth-best single-season total in W&M history.
- Threw at least one TD pass in all 10 games.

For more notes on Campbell see pages 6-7.

Campbell's 2004 Statistics

	G/S	Att.	Cmp.	Pct.	Yards	AVG/G	TD	INT	Rushes	Yards	TD	AVG/G.
at North Carolina	Sept. 4	41	23	.561	322	322.0	2	0	6	35	2	35.0
at #10 New Hampshire	Sept. 18	23	11	.478	148	148.0	0	0	14	42	0	42.0
VMI	Sept. 25	15	11	.733	160	160.0	2	0	4	-5	0	-5.0
#16 NORTHEASTERN	Oct. 2	36	22	.611	378	378.0	1	1	8	9	2	9.0
at Liberty	Oct. 9	30	19	.633	368	368.0	0	0	8	32	1	32.0
2004 TOTALS	5/5	145	86	.593	1,376	275.2	5	1	40	113	5	22.6
Campbell's Career Numbers Against Upcoming Opponents												
RHODE ISLAND	2/1	31	20	.645	279	139.5	3	0	6	26	0	13.0
at Delaware	1/1	37	27	.730	278	278.0	3	0	13	17	0	17.0
at Towson	-	-	-	-	-	-	-	-	-	-	-	-
VILLANOVA	-	-	-	-	-	-	-	-	-	-	-	-
at James Madison	1/1	37	22	.595	258	258.0	1	0	5	35	0	35.0
RICHMOND	2/1	30	20	.667	237	118.5	2	0	9	61	0	30.5
OVERALL CAREER												
2003	10/10	285	182	.639	2,296	229.6	22	7	77	300	0	30.0
2002	5/0	13	7	.538	69	13.8	1	0	5	23	1	4.6
2001	2/0	10	8	.800	141	70.5	1	0	2	6	1	3.0
TOTALS	22/15	453	283	.625	3,882	176.5	29	8	124	442	7	20.1

JIMMYE LAYCOCK



**THE JIMMYE LAYCOCK ERA
(1980-present)
163-111-2 (Career Record)**

Year	Record	Postseason
1980	2-9	
1981	5-6	
1982	3-8	
1983	6-5	
1984	6-5	
1985	7-4	
1986	9-3	NCAA Playoffs
1987	5-6	
1988	6-4-1	Epson Ivy Bowl
1989	8-3-1	NCAA Playoffs
1990	10-3	NCAA Playoffs
1991	5-6	
1992	9-2	Epson Ivy Bowl
1993	9-3	
1994	8-3	
1995	7-4	
1996	10-3	NCAA Playoffs
1997	7-4	
1998	7-4	
1999	6-5	
2000	5-6	
2001	8-4	NCAA Playoffs
2002	6-5	
2003	5-5	
2004	4-1	

Winning Seasons in Bold

Laycock at I-AA Playoffs

1986	Delaware, 17-51 (L)
1989	Furman, 10-24 (L)
1990	Massachusetts, 38-0 (W) Central Florida, 38-52 (L)
1993	McNeese State, 28-34 (L)
1996	Jackson State, 45-6 (W) Northern Iowa, 35-38 (L)
2001	Appalachian State, 27-40 (L)

Laycock vs. The Atlantic 10

Team	W	L	T
Delaware	10	13	0
Hofstra	2	1	0
James Madison	11	12	0
Maine	5	1	0
Massachusetts	4	5	0
New Hampshire	8	2	0
Northeastern	9	2	0
Rhode Island	8	1	0
Richmond	18	6	0
Towson	1	0	0
Villanova	8	5	1

Silver Linings: Jimmye Laycock is in his 25th season as the Tribe's head coach. The school's all-time winningest coach, Laycock has compiled a 163-111-2 career record at W&M. He ranks fifth on the A-10 career victories lists (60), only one behind former Richmond and Massachusetts coach Jim Reid. W&M has made seven postseason appearances under Laycock and posted winning ledgers in 17 of the past 21 seasons.

Good Company: Tribe head coach Jimmye Laycock, in his 25th season on the W&M sidelines, ranks third among all current Division I-A and Division I-AA head coaches in terms of most years at their current school. The two coaches ahead of Laycock are Penn State's Joe Paterno (37 years) and Florida State's Bobby Bowden (26 years).

Quotes from the Monday, Oct. 11, A-10 Coaches Conference Call...

On the win over Liberty

It was a good solid win. We went in there not really sure what to expect, and they changed a few things around for us and gave us some looks we hadn't seen [on film] and made some adjustments as the game went on. I thought we played better as the game wore on and made some big plays, especially in the throwing game. It took us a little while to get settled down, but once we did I thought we played well. Defensively, we had to understand their schemes and adjust to the speed and tempo of the game. By in large, I thought it was a good solid win for us on the road.

On the defense producing a season-high seven sacks

It was a combination of good coverage and great pass rush. We went into the ball game feeling like Liberty's bread and butter was the running game, and we felt if we could sure ourselves up and control that then we could get pressure on the quarterback. There were a few blitzes we looked at and put them in passing situations. We did a pretty good job of covering, so we could turn it loose up front. We brought a linebacker or two, or a safety or two, basically some different combinations and they had a difficult time picking it up. We had some guys that had very good individual efforts, in particular [junior all-conference candidate defensive end] Adam O'Connor and [junior cornerback] Stephen Cason.

On junior cornerback Stephen Cason's play after recovering from a severe neck injury a season ago

Well, the injury was before the 2003 season and, of course, he missed the entire year. But he's been determined to work himself back into

shape. As a football player, if you take time off you can be rusty when you come back and he's certainly shown some signs of rust early on. He has gotten progressively better as we've gone along. He played a lot Saturday [at Liberty] and his athletic ability was evident with deep coverage, underneath coverage, breaking on the ball and his ability to come in on some blitzes. He's a very gifted athlete and he's getting better at understanding our scheme. He had to catch up with a whole new scheme and ways of doing things and it's taken him some time, but I think he's progressed extremely well.

On senior all-conference candidate, wide receiver Dominique Thompson's 10-catch, 221-yard performance at Liberty.

He had a heck of a game. I didn't realize the kind of numbers he was putting up. I was a little bit surprised afterwards, because it's not like us to go so much to one receiver. He's been playing well for us all year. He's got good speed, good quickness and a good understanding of our offense. Sometimes with our passing game, we don't just zero in on one person. It shakes out with the coverage and [senior All-American candidate quarterback] Lang Campbell's reads, but he beat Liberty deep a couple times and made some really nice plays. A couple times he was really wide open, other times he made some nice catches and did a great job of advancing the ball after the catch. He's becoming more confident in running with the ball. He is to the point now where he is comfortable catching the ball and is looking to advance it after the catch, which I think is a sign of maturity and increased confidence.

On Rhode Island and its option running game

The preparations for us are always a challenge when we're facing an option team like Rhode Island. Teaching our players how to simulate the offense in practice is not easy itself. You really can't simulate it. It's challenging and it's tough and we'll have to do some improvising at practice this week. We'll do the best we can, but it's not easy to make that transition in one week. Besides the fact they execute the offense very well, I think the fact that it is so hard to prepare for them and teams don't face that offense, often helps them a lot week-in and week-out.

On the impact coaching still has in football

I think coaching is still coaching, and I still think it's important, in particular to have a good coaching staff. It's important how each respective position coach works with his players and improves his players. I think that is extremely important and that is always has been and always will be. I think in college football, some people get caught up in recruiting and getting great athletes, and all of us want to do that, but coaches have to develop them. I think that's one of the keys in football and coaching, getting the best athletes you can get, developing them and putting them in the right situations to make them better. To me, that's what coaching is all about, getting your players to realize their potential.



2004 ATLANTIC 10 STANDINGS

SOUTH	A-10	Overall
Delaware	3-0	4-1
James Madison	3-0	4-1
William and Mary	2-0	4-1
Richmond	1-1	2-3
Villanova	0-3	3-3
Towson	0-3	2-3
NORTH	A-10	Overall
Northeastern	2-1	3-2
New Hampshire	1-1	4-1
Hofstra	1-1	3-2
Maine	1-1	3-2
Rhode Island	1-1	3-2
Massachusetts	0-3	2-4

AROUND THE ATLANTIC 10 THIS WEEK

Saturday, October 16

*Rhode Island at William and Mary	1:00 pm
*Massachusetts at New Hampshire	12:00 pm
Northeastern at Harvard	12:30 pm
*Richmond at Villanova	1:00 pm
*Delaware at Hofstra	1:30 pm
*James Madison at Maine	2:00 pm
Bowie State at Towson	6:00 pm
*Atlantic 10 conference game	

W&M'S ATLANTIC 10 RANKING

Total Offense	5th	398.0
Passing Offense	3rd	284.6
Rushing Offense	9th	113.4
Scoring Offense	3rd	32.8
Pass Efficiency	4th	148.6
Third-down Conversion	5th	43.9
Fourth-down Conversion	1st	100.0
Sacks Against	T-5th	8
Total Defense	7th	330.6
Passing Defense	7th	197.8
Rushing Defense	9th	132.8
Scoring Defense	8th	24.2
Pass Defense Efficiency	5th	110.9
Interceptions	T-5th	6
Sacks	T-5th	13
Turnover Margin/game	1st	1.40
Kickoff Returns	3rd	21.7
Kickoff Coverage	1st	14.5
Penalties	4th	55.2
Field Goals	2nd	.833
Time of Possession	2nd	32:36

W&M INDIVIDUALS IN THE A-10 TOP 10

Pass Yds/Game	Campbell	2nd	275.2
Total Offense	Campbell	2nd	297.8
Pass Efficiency	Campbell	4th	149.0
Punting	Mesi	6th	37.7
Scoring	Kuehn	2nd	9.6
Scoring (Kick)	Kuehn	1st	9.6
All Purpose	Thompson	2nd	136.8
Receptions/Game	Thompson	5th	5.60
Rec. Yds/Game	Thompson	2nd	116.4
FG/Game	Kuehn	1st	2.00
PAT Pct.	Kuehn	T-1st	100.0
Kick Return Avg.	Cason	5th	23.7
Sacks	O'Connor	T-3rd	4.0
	Watson	T-6th	3.5
Interceptions	Miller	T-4th	3
	Nickell	T-9th	2
Fumbles Recov.	Tra. McLaurin	T-1st	3
Fumbles Forced	Several	T-9th	1
Passes Defended	Miller	T-4th	7

W&M GAME NOTES

VS. RHODE ISLAND OCT. 16, 2004

Welcome Back: Saturday's contest will mark the 76th Homecoming in the Tribe's football history. Traditionally, the squad has thrived in the festive atmosphere that washes over Zable Stadium and surrounding areas for this special weekend, as it sports a 44-31 all-time record in Homecoming match ups. More recently, William and Mary has greeted its alumni with dominating performances as the program has won its last five Homecoming tilts convincingly, with an average margin of victory of more than 14 points. Offensively, the team is averaging better than 31 points during the span, while the defense has yielded slightly over 14 points. The team has only disappointed Homecoming crowds twice in the last 16 events, with the last loss coming in 1998 (a 31-19 loss to New Hampshire).

As an alum, head coach Jimmye Laycock has missed his share of the periphery events on this big weekend, but has excelled when all eyes turned toward the game, as he sports a 16-8 all-time Homecoming record.

For any that may be interested, the Tribe's first homecoming game was held in 1926 and saw the College fashion a 14-0 win over George Washington University.

This weekend will mark Rhode Island's first visit to Zable on Homecoming weekend.

Setting the Stage: On Saturday, the Tribe's season will have reached its midpoint. But, even with half the season behind them, the true meat of the College's schedule remains as the final six games are all crucial conference match ups, starting with the Rams. As the Tribe enters this portion of the calendar, it remains one of only three teams in the Atlantic 10 to have an unblemished conference mark (Delaware and James Madison are 3-0).

While it has already defeated the nation's current seventh and 19th-ranked teams (New Hampshire and Northeastern, respectively), it still has three ranked teams remaining over the next six weeks (No. 3 Delaware, No. 17 James Madison and No. 24 Villanova). Making the final stretch even more challenging is the fact that after Saturday's contest with URI, the Tribe will be on the road for three of its

final five games.

The combined record of the College's remaining opponents is a respectable 18-13.

With a Win over URI the College will ...

- Record a school-record seventh-straight win in conference play (dating back to last season).
- Have its best start to a season since 1998, when the Tribe won five of its first six games.
- Improve to 3-0 in conference play, its best start in the league since 1994. The only Tribe team to go 4-0 to start a conference slate was the 1993 squad, which started the year 6-0 in league play.
- Extend its winning streak over I-AA teams to eight games (dating back to last season). The last loss came against James Madison (24-17 on 10/18/03).
- Run its streak of Homecoming wins to six.
- Give Jimmye Laycock his 61st win in conference play, moving him into sole possession of fourth place on the league's all-time career win listing.

Did You Know?: The last time the Tribe played in front of a Homecoming crowd as a ranked team was in 1998. Unfortunately, for the Tribe faithful, that afternoon was spoiled by a Jerry Azumah led New Hampshire squad which upset the sixth-ranked Green and Gold, 31-19.

A Milestone Today?: Senior tailback **Jon Smith** needs only nine rushing yards to eclipse the 2,000-yard mark for his career. Smith is the Tribe's leading rusher with 229 yards, an average of 45.8 per game.

Surging: As the season moves to its seventh week, the Tribe's offense has proven to be one of the most dangerous in the nation. Led by the brilliant play of All-American candidate, quarterback **Lang Campbell**, and all-conference candidate, wide receiver **Dominique Thompson**, the College rolled to season highs in total yards (498) and rushing yards (130) and added 368 passing yards in the 37-17 win at Liberty.

The following are just some of highlights of what the Tribe's attack has accomplished this season:

- The College has now scored 37, or more, points in four of the five games on the season (only exception being a 9-7 rain-soaked win at New Hampshire).
- It has converted all 26 of its redzone opportunities into points (16 TDs, 10 FGs). (See chart on page 21)
- Fashioned 16 scoring drives of 60 yards or more (out of 29 total). (See a complete listing on page 20)
- Has out-passed all five opponents on the season and has been out rushed by only one (UNC).
- Possessed the ball a total of 163 of the possible 300 minutes of game time on the season, an average of 32:36 per game. This average is second in the league.
- Turned the ball over on offense only three times (two fumbles, one interception). The only other turnover for the College on the season came on a muffed punt.
- Excepting the game at UNH, which saw the team score all its points on field goals, the Tribe has scored at least one touchdown in all but one of the remaining 16 quarters of action (the only empty frame coming in the first quarter of the 42-6 win over VMI).
- Currently, the Tribe is third in the conference, and 25th in the nation, in scoring average (32.8).

• Its average of 284.6 passing yards/game ranks third in the conference and eighth nationally.

• Run for 13 TDs in just five games, a total which eclipses the squad's 10-game total of a season ago (nine).

A Gauntlet?: As mentioned, the Tribe offense has been running in high gear over the first five games. But, these numbers will be severely challenged in the coming weeks, as all five of the league's current top five defenses (in terms of total yards allowed) remain on the Tribe's schedule (1. JMU, Nov. 13; 2. UD, Oct. 23; 3. Towson, Oct. 30; 4. Richmond, Nov. 20; 5. Villanova, Nov. 6).

Campbell Cruises: In throwing for 368 yards on 19-of-30 passing, returning all-conference QB Lang Campbell has rolled up a remarkable 746 yards in the past two contests (he posted a career best 378 yards in the team's win over Northeastern). This total stands as the highest two-game mark in school history. In back-to-back games, Campbell has turned in the eighth (378) and ninth (368) best single-game performances in the College's history. He now joins Mike Cook (1995-98) as the only QB to have two efforts listed among the top 10 single game performances (see complete listing on page 19). When you add in



LAST WEEK'S RESULTS - OCT. 9

- William & Mary 37, Liberty 17
- *Maine 29, Richmond 25
- *James Madison 28, UMass 7
- *Rhode Island 28, Towson 16
- *Northeastern 34, Villanova 30
- Hofstra 61, Stony Brook 21

A-10 WEEKLY AWARDS - (10/10/04)

- Offensive** - Shawn Brady, NU
- Defensive** - Rodney McCarter, JMU
- Rookie** - D.J. Porter, URI
- Special Teams** - Arel Gordon, Maine

A-10 IN THE NATIONAL POLL - (OCT. 11)

Sports Network	ESPN/USA Today
3. Delaware	3. Delaware
7. New Hampshire	6. New Hampshire
12. Maine	13. Maine
16. William & Mary	16. William & Mary
17. James Madison	17. James Madison
19. Northeastern	19. Northeastern
24. Villanova	24. Villanova

(see page 10 for complete polls)

TOP 10 CAREER A-10 COACHING VICTORIES

1. Bill Bowes (UNH, 1972-98)..... 97
 2. "Tubby" Raymond (UD, 1966-01) .. 89
 3. **Andy Tally (VU, 1985-) 78**
 4. Jim Reid (UMass, 1986-91, UR, 95-03)...61
 5. **Jimmye Laycock (W&M, 1993-).... 60**
 6. Tom Jackson (UC, 1983-93) 42
 7. **Jack Cosgrove (UM, 1993-) 41**
Hal Westerman (UM, 1951-66) 41
Vic Fusia (UMass, 1961-70)..... 41
 10. Bob Griffin (URI, 1976-92) 37
- Acitve Coaches in Bold

ALL-TIME CONFERENCE STANDINGS (10/9)

Team	Conf. Record	Pct.
Delaware	104-44-0	.703
William & Mary 60-32-0		.652
Massachusetts	197-117-4	.626
Villanova	78-56-0	.582
<i>Connecticut</i>	<i>158-115-10</i>	<i>.576</i>
James Madison	47-47-0	.500
New Hampshire	158-160-10	.497
Hofstra	14-15-0	.483
<i>Boston U.</i>	<i>143-177-7</i>	<i>.448</i>
Maine	144-178-7	.448
Northeastern	38-56-0	.404
Richmond	59-88-0	.401
Rhode Island	117-209-7	.362
<i>Vermont</i>	<i>27-63-2</i>	<i>.304</i>
Towson	0-3-0	.000

Former members in italics

THE LAST MEETING

William & Mary 37, Rhode Island 24

KINGSTON, RI (10/25/03) - A steady dose of offensive firepower and a key defensive touchdown late in the game led William and Mary past Rhode Island, 37-24, in Atlantic 10 Football action at Meade Stadium.

The win broke a four-game losing streak for W&M. Senior wideout **Rich Musinski** led the way by snagging a career-high 13 passes for 191 yards, going over the 100-yard mark for the 20th time in his career and keeping alive his pursuit of Jerry Rice's I-AA record of 23 career 100-yard games.


The victory was clinched for the Tribe on a key defensive play late in the game. Trailing 30-17 after a field goal by Tribe sophomore **Greg Kuehn**, URI immediately got back into the game on a 97-yard kick return for a score with just over eight minutes left. After the Rams defense held, URI took to the field trailing by six points and trying to rally to stun the Tribe.

But URI's chances ended when the W&M defense scored its second touchdown of the season, as an option pitch by the Rams' quarterback went awry, and W&M sophomore defensive end **Adam O'Connor** fell on the ball for the score.

	1	2	3	4	Final
William and Mary	3	17	7	10	37
Rhode Island	10	0	7	7	24

Scoring Summary

Qtr	Team	Score	Time
1st	URI	Green 36 run (Laisle kick)	6:43
	W&M	FG Kuehn 45	4:19
	URI	FG Laisle 35	0:17
2nd	W&M	Smith 20 pass from Campbell (Kuehn kick)	13:46
	W&M	FG Kuehn 24	6:26
	W&M	Musinski 9 pass from Campbell (Kuehn kick)	0:28
3rd	URI	Williams 29 run (Laisle kick)	4:49
	W&M	Musinski 11 pass from Campbell (Kuehn kick)	2:52
4th	W&M	FG Kuehn 21	8:35
	URI	Williams 93 kickoff return (Laisle kick)	8:20
	W&M	O'Connor 0 fumble recovery (Kuehn kick)	3:38



Greg Kuehn kicked three FGs at URI in '03.

MEDIA CENTER

WILLIAM AND MARY ON THE RADIO

Stretching over 150 miles across Virginia, the William and Mary radio network is the gateway to all of the Tribe's football action over the air. Veteran broadcast team Jay Colley (play-by-play) and Bob Sheeran (color) will once again relay the excitement of Tribe football over the airways on Saturdays. In addition to your local stations, all Tribe football and men's basketball games can be heard via the W&M athletics web site, www.TribeAthletics.com.

W&M Radio Network Affiliates

WMBG	740 AM	Williamsburg
WSRV	92.3 FM	Williamsburg
WBRG	1050 AM	Lynchburg
WTOX	1480 AM	Richmond

You can also catch head coach Jimmie Laycock each Thursday morning from 7:45 a.m. to 8:00 a.m. on Mornings with Big Al on Richmond's WXGI ESPN 950 AM and Thursday afternoons with Bob Sheeran from 12:30 p.m. to 1 p.m. on Williamsburg's WMBG 740 AM live from the Backfin Restaurant in Williamsburg.

A-10 COACHES CONFERENCE CALL

Every Monday, the A-10 will conduct a teleconference from 10 a.m.-12:10 p.m. (eastern time) with each of its head football coaches. Each coach will have a ten-minute slot to discuss his team and answer questions from the media. Members of the media are strongly encouraged to participate. For the access number, call Pete Clawson (757) 221-3369. Below is the schedule:

10:00	Atlantic 10 Update
10:10	Dave Clawson, Richmond
10:20	Jimmie Laycock, W&M
10:30	Andy Talley, Villanova
10:40	Rocky Hager, Northeastern
10:50	Mickey Matthews, JMU
11:00	Jack Cosgrove, Maine
11:10	Don Brown, Massachusetts
11:20	Tim Stowers, Rhode Island
11:30	K.C. Keeler, Delaware
11:40	Sean McDonnell, UNH
11:50	Joe Gardi, Hofstra
12:00	Gordy Combs, Towson

W&M WEEKLY PRESS CONFERENCE

A press conference with head coach Jimmie Laycock will be held Tuesday's prior to a Saturday game at noon at the Hospitality House in Williamsburg. Interviews with players will follow the luncheon. Please confirm your attendance with Pete Clawson at least 24 hours in advance at (757) 221-3369 or pmclaw@wm.edu.

A-10 PRESS BOX PHONE NUMBERS

Delaware	302-831-6199/302-831-2186
Hofstra	516-463-5247
James Madison	540-568-6521
Maine	207-581-1049
Massachusetts	413-545-3550
New Hampshire	603-862-2585
Northeastern	617-566-5956
Rhode Island	401-874-4616
Richmond	804-355-6110
Towson	410-704-3102
Villanova	610-519-5290
William & Mary	757-221-3414

the 32 rushing yards (on eight attempts), Campbell turned in a career best 400-yard night of total offense vs. the Flames.

The standout evening moved Campbell's career total offense output past the 4,000-yard mark to 4,324 in just 15 career starts (an average of 288.3 yards/start). His 4,324 yards are good for eighth place, all-time, at the College. With 368 passing yards against Liberty, Campbell moved his career total to 3,882 yards (in 15 career starts), which is good for eighth-place on the Tribe's all-time career charts (see complete listings on page 11). He stands just 118 yards from the 4,000-yard career mark.

Despite throwing his first pick of the 2004 season against Northeastern (and only one in his last 160 attempts), Campbell still carries an impressive interception to TD ratio of nearly four to one for his career (29 TDs/8 Ints). Also, Campbell has thrown a total of just three picks in 10 career conference contests.

In his 15 career starts, Campbell has accounted for at least one TD (either pass or run) on 14 occasions (his only miss coming in the deluge at New Hampshire). Overall, he has accounted for 36 total career touchdowns (29 passing, nine rushing), an average of better than two per outing.

In completing 63% of his passes vs. Liberty, Campbell now has completed better than 50% of his attempts in all but one of his 15 career starts (again, vs. UNH, when he connected on 12 of his 21 attempts). For his career, Campbell has a completion percentage of .625, which ranks him second all-time at the College.

Currently, he is averaging 275.2 yards passing and 297.8 total yards a game. Both figures rank him second in the conference, while his total offense figure places him eighth nationally.

300 Club: With three outings of 300 yards or better in five games of the 2004 season, Campbell is well on his way to making a run at Stan Yagiello's school record of six 300-yard games in a single season. The last QBs to post more than three 300-yard efforts in a single season were Mike Cook (1998) and Chris Hakel (1991), with four.

Quick Starts: Campbell's 1,376 passing yards trails only Chris Hakel's 1991 total of 1,386 as the best start through five games in school history. Hakel went on to

throw for 2,974 yards that season.

If Campbell were to maintain his current pace of 275.2 yds/game, he would tie Mike Cook for the best single-season passing average in school history, as Cook averaged the same total in throwing for 3,028 yards in 11 games during the 1998 season.

If he were to maintain his average of 297.8 yds/gm in total offense, it would break Cook's current record of 278.0 by nearly 20 yards.

Very Offensive: With Campbell at the controls, the College is averaging 32.8 points and 398.0 total yards a contest through five games. Over his 15 career starts, the Tribe has averaged 30.1 points and 388.1 yards of total offense a game.

Three and Out: In the Tribe's 49-38 season-opening loss at Division I-A North Carolina, the Tar Heels converted 10 of 12 third-down attempts against the W&M defense. In a stark contrast, the four Division I-AA opponents the Tribe has faced have managed only a 30.6% (19-for-62) success rate on third down against W&M. In fact, the College has held each of its four Division I-AA opponents under their season average on third-down conversions, and only Northeastern, which leads the A10 in third-down conversions, had a 50% success rate.

Here is short break down of the Tribe's last four opponents on third down attempts:

- Liberty – 3-for-15 (20.0%) vs. W&M, 30-for-89 on the season (33.7%).
- Northeastern – 8-for-16 (50.0%) vs. W&M, 34-for-64 on the season (53.1%).
- VMI – 3-for-15 (20.0%) vs. W&M, 30-for-90 on the season (33.3%).
- New Hampshire – 5-for-16 (31.3%) vs. W&M, 39-for-88 on the season (44.3%).

Ground Control: Even more impressive than the Tribe's efforts on third down has been its staunch rush defense against I-AA opponents. After yielding 341 rushing yards to North Carolina, the defense has surrendered just 323 total rushing yards in its last four games, an average of 80.8 per game, which is well below what any of those four opponents were averaging before they faced the Tribe (see list to follow).

In fact, W&M has held its last three

opponents under 100 rushing yards (VMI 49, NU 90, LU 61), a feat that has not been accomplished since the 1996-1997 seasons, when the College held a remarkable six consecutive opponents under the century mark.

W&M held its last five opponents in '96 under 100 yards rushing, including two playoff opponents, and held Hampton to 61 yards on the ground in the '97 opener. As if you needed any more proof that stopping the run wins ball games, the Tribe won five of the six games during that stretch, falling only to Northern Iowa, 38-35, in the quarterfinals of the 1996 NCAA I-AA Playoffs. (See Drawing Comparisons note and second list to follow for more on the '96 defense)

Here is a breakdown of the current Tribe streak against the run: (the number in parentheses is the opponent's season rushing average per game)

Date	Opponent	Rush Yds
9/25	VMI (W, 42-6)	49 (103.2)
10/2	Northeastern (W, 38-35 OT)	90 (166.8)
10/9	Liberty (W, 37-17)	61 (203.3)

Here is a breakdown of the 1996-97 streak:

Date	Opponent	Rush Yds
11/2/96	Delaware (W, 10-7 OT)	76
11/9/96	UMass (W, 30-6)	77
11/16/96	Richmond (W, 28-13)	85
11/30/96	Jackson State* (W, 45-6)	18
12/7/96	Northern Iowa* (L, 35-38)	88
8/30/97	Hampton (W, 31-6)	61

*NCAA Playoff Game

Dowsing the Flames: Before W&M held the Flames' vaunted ground attack in check on Saturday, the last Tribe defense to hold consecutive opponents under 100 yards rushing was the 1997 edition that limited JMU to 79 rushing yards on Oct. 11 (W, 38-25) and Connecticut to 94 rushing yards on Oct. 18 (W, 38-17).

Liberty was averaging 231.8 rushing yards per game coming into Saturday's contest and just over five yards per carry through its first five games of the season.

With 61 yards on 33 attempts Saturday, the Flames managed just 1.8 yards per rush.

Drawing Comparisons: It may be a little premature to start comparing the 2004 W&M defense to the great Tribe defenses of the mid-1990s, but this season's numbers bear resemblance to some of those storied units, in particular the 1996 version.


As mentioned, W&M's opponents are averaging only 80.8 rushing yards per game in the Tribe's last four games. To find a comparable run, one would have to go all the way back to the 1996 season, when current Green Bay Packers' star Darren Sharper was patrolling the Tribe secondary.

In 1996, W&M held eight of its 13 opponents under 100 rushing yards, including JSU and UNI in the I-AA Playoffs. In fact, after surrendering an average of 155.7 rushing yards per game in the first three contests, the 1996 squad yielded a mere 65.5 yards per game in the final 10 outings of the campaign, highlighted by a 30-21 victory over Villanova on Oct. 19, when the Tribe held the Wildcats to a total of -39 rushing yards, which matched the best single-game performance in College history.

When an Irresistible Force...: The College's recent success in stopping the run will be tested this Saturday, as URI brings the A10's top rushing offense into Williamsburg.

The Rams are averaging a league-best 329.8 yards per game on the ground, which also ranks second among NCAA I-AA teams, on the ground and have scored a league-high 18 rushing TDs. URI's run-oriented spread offense has amassed 1,649 rushing yards through five games, trailing only Georgia Southern, 2,291 yards through six games, in Division I-AA.

Also Noteworthy: With junior safety **James Miller's** 70-yard interception return in the fourth quarter against Liberty Saturday night, the Tribe has now recorded at least one interception in three consecutive games and four of its five 2004 contests.



W&M's defense is powered by the standout play of linebackers Travis MacLaurin (left) and Chris Ndubueze (right), as the duo is tied for second on the team with 36 tackles apiece on the season.

Here is a quick breakdown of some other interesting notes from W&M's win over LU Saturday:

- W&M has now forced at least one turnover in three consecutive games and four of its five contests this season.
- The Tribe defense has forced at least two turnovers in three of its five games this season (UNC 4, VMI 4, LU 2).
- With a season-high seven sacks against the Flames, W&M has registered at least one sack in all five of its games this season (see O'Connor note to follow).
- After preventing LU to reach the end zone through the air, the College has allowed only one I-AA team to record a passing TD this season (NU, Oct. 2).
- In holding LU to only a field goal in the first quarter Saturday, W&M has not allowed a first-quarter TD in three-straight games. UNH scored its only points of the game on its first offensive possession. In fact, UNH is the only team to score on its opening drive against W&M this season.

Cashing In: W&M's defense has caused nine turnovers through five games, and the offense has converted each of the opportunities into points. In fact, nine of the

Tribe's 29 scoring drives this season have come after a turnover (see page 20).

O'Connor at it Again: Junior defensive end **Adam O'Connor**, an all-conference candidate, tallied 1.5 total sacks against LU Saturday and has now recorded at least half of a sack in four of the Tribe's five games this season, including three straight.

O'Connor is tied for third in the A10 with 4.0 total sacks. Perhaps his biggest sack came in the 38-35 overtime victory over then 16th-ranked Northeastern on Oct. 2, as he pulled down NU quarterback Shawn Brady on the first play of the extra session, pushing the Wildcats well beyond field goal range.

With 6.0 total tackles for loss, O'Connor is tied with fellow junior **Jonas Watson** for the team lead in that category. He has also recorded five quarterback hurries, forced a fumble and broken up a pass.

The Talk on Thompson: One of the bigger questions the Tribe program had coming into the 2004 season was finding a way to replace the production void left at the receiver position with the graduation of All-American Rich Musinski, who accounted for 4,168 receiving yards and 31 TDs on 223 career catches in four seasons. While several athletes have stepped up to the task, dynamic senior Dominique Thompson has begun to emerge not only as the team's biggest threat, but also as one of the league's premier game breakers.

This past weekend, in the win over Liberty, Thompson established career highs in both receptions (10) and receiving yards (221). His receiving yardage ranks as the third-best single-game total in the school's history. What, perhaps, was more impressive, was his 10 catches, as only THREE Tribe players have recorded 10, or more, receptions in the last 10 years in Laycock's diverse, spread the field, offense. For example, the top four receivers in school history (in terms of catches) combined for just a TOTAL of three 10-plus-reception afternoons (Rich Musinski, two; Dave Conklin, one).

His standout efforts came on the heels of a scintillating five-catch, 157-yard performance in the Tribe's win over 19th-ranked Northeastern. His combined 378 receiving yards in the past two contests is the highest two-game output in school his-

tory.

On the season, Thompson has now caught 28 passes for 582 yards and three scores. More than half (15) of his 28 receptions have gone for more than 15 yards and 18 of his last 20 catches have moved the chains for the College. For the year, all but four of his catches have resulted in first downs.

His average of 116.4 yards a game ranks him second in the conference and is fifth nationally, while his 5.60 catches/game stands as the fifth highest per game total in the conference.

As an added bonus, Thompson also lends his speed and elusiveness to the kick return squad and has racked up 106 yards over six returns. His all-purpose yardage total of 136.80 yds/gm ranks second in the league.

Nation's Best: Through five games on the season, returning two-time all-conference junior place kicker Greg Kuehn can lay a claim to being the nation's premier I-AA placekicker. His average of 2.0 field goals per game is the top figure in all of I-AA football, while his .833 success rate is also the tops amongst kickers with more than eight attempts on the season. His 10 total field goals trails only Hampton's Andrew Paterini (11) for the top total in the nation.

Last week, in the win over Liberty, Kuehn drove all three of his field goal attempts and his four extra point conversions through the uprights to end the evening with 13 total points. The three field goal effort was his third of the season and sixth of his career. Kuehn currently has 37 career FGs (on 51 attempts, .725 conversion), a total that is the fourth best Tribe history and the eighth-best career total in the Atlantic 10 (see chart on page 11).

Kuehn's average of 9.6 points a game leads all conference kickers and ranks ninth nationally amongst all players.

He now has not missed from inside the 40-yard line over his last 12 attempts, and for his career, he has misfired only a total of five times in 34 career tries from inside the 40.

Kuehn has already earned the Atlantic 10's Special Team's Player of the Week honors on two occasions this season. His first honor came when he provided all the points in the Tribe's 9-7 upset at then 10th-ranked New Hampshire. He was recognized, again, for his efforts against North-



The Tribe Club and the William and Mary Alumni Association are hosting pre-game tailgate parties at a number of W&M away game this season. Here is a list of tailgates where you can join fellow alumni and friends on the road in support of Tribe football.

Liberty - Oct. 9
At Wingate Inn Parking Lot
5 p.m. - Kickoff (7 p.m.)



Delaware - Oct. 23
W&M Tent on Practice Field
11:00 a.m. - Kickoff (1 p.m.)




Towson - Oct. 30
Auburn Pavilion
4:00 p.m. - Kickoff (6 p.m.)



James Madison - Nov. 13
Softball Field/Convo
10:30 a.m. - Kickoff (12 p.m.)



To register for any tailgate log on to www.wmalumni.com or call 757-221-1174. To order your game tickets call the W&M Ticket Office at 757-221-3340.



Standout redshirt freshman WR Joe Nicholas is currently second on the team with 13 catches for 215 yards on the year. But, perhaps, his biggest play of the season is pictured above, as he is about to bring in a crucial two-point conversion vs. NE.

eastern, when he was no less valuable, and possibly even a little more clutch, as accounted for 12 points on three field goals and three extra points. His final field goal of that afternoon came on a 28-yard effort in overtime and sealed the 38-35 win for the College.

Kuehn has already put himself in the Tribe's record books this season, as he has been true on all 18 of his extra point attempts. Against VMI, his first attempt marked the 51st-straight conversion, breaking former All-American Brett Sterba's school-record of 50, set between the 1999 and 2000 seasons. Kuehn has now booted 63 consecutive extra points and has not missed a point after since the 2002 season (vs. NE).

The College's success in the kicking game has been well documented over the seasons, as a Tribe place kicker has been named to the all-conference team in each of the last seven years. Kuehn has earned the honor each of the past two years and seems to be on track for a third in 2004.

The Tribe's school record for career field goals is held by current NFL standout, Steve Christie, who hammered out 57 career three-pointers. Two-time all-conference performer Brian Shallcross is second with 48 treys, while Sterba sits in third with 46. Shallcross and Sterba currently hold the first and second positions on the A10's career field goal chart, respectively.

With at least six games remaining in his junior season, Kuehn seems on track



Junior Stephen Cason leads the Tribe and ranks fifth in the A10, averaging 23.7 yards per kickoff return.

to make a run at Christie's career mark, as he'll enter Saturday's game averaging better than one FG/start (37 FGs in 25 career games). For perspective's sake, Christie and Shallcross entered their senior seasons with 36 and 33 field goals, respectively.

Big Targets: Certainly, the play of Dominique Thompson over the past several weeks has been very large to the Tribe's successes. But, as big as he has been for the offense, he is by no means the biggest target in the offense, as the Tribe compliments his dangerous downfield skills with a trio of imposing pass catchers. The College's top three active receivers past Thompson all stand at 6-3, or better, starting with redshirt freshman wide Joe Nicholas, whom stands 6-3 and weighs in at over 200-pounds and is second on the team with 13 receptions.

Senior Jon Pitts, who is third on the squad with 10 grabs for 127 yards, lends a physical 6-3, 215-pound presence as the slot receiver, while sophomore TE Matt Trinkle is the largest, and most imposing, standing at 6-5, 250. Trinkle's size doesn't prevent him from getting down field to make plays, as he also a good athlete with soft hands. He emerged as a key outlet receiver for Campbell in the past two games, as he contributed a career-best three catches for 55 yards in the win over Northeastern, and turned in a 34-yard reception vs. Liberty. He is currently fourth on the team with six catches for exactly 100 yards.

Nicholas has been a steady contributor through his first five career games. Two Saturday's ago vs. Northeastern, Nicholas transformed from solid to spectacular, making several acrobatic catches and played a pivotal role in helping power the upset. He ended the game with a career best six catches for 111 yards. While he set up two scoring drives with long catches, perhaps his most valuable play came as he beat his defender to the corner of the end zone and pulled down what proved to be a very critical two-point conversion. His two points put the Tribe up seven, and helped prevent a Northeastern touchdown from providing the winning margin.

His 100-yard effort was the first by a Tribe freshman since, of course, Rich Musinski went over the 100-yard mark in the 2000 season vs. VMI (four catches for 111 yards).

Jump Start: Junior cornerback **Stephen Cason** made his first start of the season Saturday against Liberty and took full advantage of his opportunity, as he tied for the team lead with eight total tackles, including seven solo stops.

In addition to his seven solo tackles, Cason recorded 1.5 sacks, 2.5 total tackles for a loss and three pass break-ups against the Flames.

He also returned two kickoffs for a total of 45 yards and now leads the Tribe in that department, averaging 23.7 yards per return on seven chances, which also ranks fifth in the A10.

Cason is tied for fourth on the team with 24 total tackles, but an amazing 20 have been solo stops.

A Nose for the Ball: Junior all-conference linebacker **Travis McLaurin** recovered his league-leading third fumble of the season Saturday at LU. He returned it six yards to set up an eventual 20-yard FG by Kuehn.

McLaurin matched Cason with eight total tackles against the Flames, bringing his season total to 36, which ties him with fellow linebacker **Chris Ndubueze** for second on the team. McLaurin, Ndubueze and Cason have each recorded a team-best 20 solo tackles.

Covering the Kicks: The Tribe's excellent special teams play has also come in the form of kickoff coverage this season, as W&M leads the conference, allowing an average of just 14.5 yards per return. At Liberty Saturday, the College limited the Flames to 62 kickoff-return yards on six attempts, an average of 10.3 yards per return. Redshirt freshman **Tony Viola** recorded three tackles on kickoff coverage Saturday to garner Quarterback Club Special Team's Player of the Week honors.

High School Connection: The only high school connection in Saturday's game will be between a pair of Pennsylvania products, as W&M sophomore offensive lineman **Cody Morris** and the Rams' freshman offensive lineman Fran Dempsey both attended Hazelton Area H.S. The Tribe roster does not feature a single player from the state of Rhode Island, while URI has one Virginian in junior wide receiver Andre Eason.

THE TRIBE IN 2004

Overall: 4-1

At home: 2-0

Away:.....2-1

On grass:3-1

On turf:1-0

A-10 overall:2-0

A-10 home:1-0

A-10 road:1-0

By Month:

September:2-1

October:2-0

November:0-0

December:0-0

When scoring first..... 3-1

When opponent scores first..... 1-0

When scoring 20+ points 3-1

When scoring less than 20 points..... 1-0

When leading at half 2-1

When trailing at half 1-0

When tied at half 1-0

When leading after 3 qtrs 3-1

When trailing after 3 qtrs 1-0

When tied after 3 qtrs 0-0

When out-passing opponent..... 4-1

When out-rushing opponent..... 3-0

When out-gaining opp. (total off.) 4-0

With 35+ passing attempts 1-1

With less than 35 passing attempts ... 3-0

With 30+ rushing attempts 4-1

With less than 30 rush attempts 0-0

When leading TOP 4-1

When trailing TOP 0-0

With an individual 100-yd rusher 0-0

With an individual 200-yd passer 1-1

With an individual 100-yd receiver .. 2-1

With opponent 100-yd rusher 0-1

With opponent 200-yd passer 1-1

With opponent 100-yd receiver..... 1-0

When leading turnover ratio 2-1

When trailing turnover ratio..... 1-0



SPORTS NETWORK TOP 25 OCT. 11

Team (1st place votes) 2004 Record LW

1. Southern Illinois (85)	5-1	1
2. Georgia Southern (17)	5-1	3
3. Delaware (1)	4-1	4
4. Western Kentucky (2)	4-1	6
5. Montana	5-1	7
6. Wofford	4-1	8
7. New Hampshire	4-1	9
8. Furman	4-2	2
9. Cal Poly	5-0	10
10. Stephen F. Austin	4-1	5
11. Northwestern State	4-1	11
12. Maine	3-2	12
13. Sam Houston State	4-1	13
14. Jacksonville State	5-0	15
15. Appalachian State	4-2	21
16. William & Mary (1)	4-1	18
17. James Madison	4-1	19
18. Lehigh	4-1	17
19. Northeastern	3-2	23
20. Colgate	3-2	20
21. UC Davis	5-0	24
22. Hampton	5-1	25
23. Eastern Washington	4-2	NR
24. Villanova	3-3	14
25. Pennsylvania	3-1	NR

ESPN/USA TODAY TOP 25 OCT. 11

Team (1st place votes) 2004 Record LW

1. Southern Illinois (33)	5-1	1
2. Georgia Southern (5)	5-1	3
3. Delaware	4-1	4
4. Western Kentucky (1)	4-1	6
5. Montana	5-1	7
6. New Hampshire	4-1	9
7. Wofford	4-1	8
8. Cal Poly	5-0	10
9. Furman	4-2	2
10. Stephen F. Austin	4-1	5
11. Northwestern State	4-1	11
12. Sam Houston State	4-1	13
13. Maine	3-2	12
14. Jacksonville State	5-0	16
15. Appalachian State	4-2	22
16. William & Mary	4-1	18
17. James Madison	4-1	19
18. Lehigh	4-1	17
19. Northeastern	3-2	23
20. Colgate	3-2	20
21. UC Davis	5-0	25
22. Hampton	5-1	NR
23. Eastern Washington	4-2	NR
24. Villanova	3-3	15
25. Montana State	3-2	NR

CAMPBELL/SMITH/KUEHN CAREER WATCH

W&M Career Passing Yards

1. 9,805 Dave Corley, Jr.	1999-02
2. 8,249 Stan Yagiello	1981-85
3. 7,295 Mike Cook	1995-98
4. 7,025 Chris Hake	1988-91
5. 5,705 Shawn Knight	1991-94
6. 4,536 Chris Garrity	1979-81
7. 4,019 Tom Rozantz	1975-78
8. 3,882 Lang Campbell	2001-
9. 3,361 Dan Darragh	1965-67
10. 3,087 Dave Murphy	1980-83

W&M Career Total Offense Yards

1. 10,948 Dave Corley, Jr.	1999-02
2. 8,168 Stan Yagiello	1981-85
3. 7,245 Mike Cook	1995-98
4. 7,058 Chris Hake	1988-91
5. 6,408 Shawn Knight	1991-94
6. 5,385 Tom Rozantz	1975-78
7. 4,589 Bill Deery	1972-74
8. 4,324 Lang Campbell	2001-
9. 4,320 Chris Garrity	1979-81
10. 3,749 Derek Fitzgerald	1992-95

W&M Career Passing Touchdowns

1. 73 Dave Corley, Jr.	1999-02
2. 62 Mike Cook	1995-98
3. 51 Stan Yagiello	1982-85
4. 46 Shawn Knight	1991-94
5. 43 Chris Hake	1988-91
6. 36 Buddy Lex	1946-49
7. 30 Dan Darragh	1965-67
8. 29 Lang Campbell	2001-
9. 27 Chris Garrity	1979-81
10. 25 John Brosnahan	1985-88

W&M Career Rushing Yards

1. 3,744 Derek Fitzgerald	1992-95
2. 3,543 Robert Green	1988-90
3. 2,949 Troy Keen	1992-95
4. 2,750 Alvin Porch	1994-97
5. 2,534 Tyrone Shelton	1987-90
6. 2,404 Jim Krus	1975-77
7. 2,401 Bill Deery	1972-74
8. 2,216 Hameen Ali, III	1997-00
9. 2,171 Phil Mosser	1970-71
10. 2,135 Michael Clemons	1983-86

(Smith - 1,991 career rushing yds)

Atlantic 10 Career Field Goals

1. 48 Brian Shallcross, W&M	1994-97
2. 46 Brett Sterba, W&M	1997-00
3. 44 Brandon Hanes, NU	1994-97
4. 41 Rob Courter, UR	1987-90
5. 39 John Coursey, JMU	1993-96
6. 38 Casey Hannon, VU	1998-01
38 Matt Walker, URI	1995-98
7. 37 Greg Kuehn, W&M	2002-
8. 36 Domingo Carlos, UC	1981-83
9. 35 Todd Jagoutz, Maine	1997-00
10. 34 Mark Kiefer, VU	1994-97

William and Mary Football
ALPHABETICAL ROSTER

No.	Name	Cl.	Pos.	Ht.	Wt.	High School	Hometown
36	Allen, Kevin	Fr.	DB	6-3	187	Highland Springs	Richmond, VA
64	Bowles, Jason	RF	DL	6-3	240	Phoebus	Hampton, VA
40	Bratton, Adam	Jr.	TE	6-4	250	Montoursville	Montoursville, PA
9	Brooks, Elijah	So.	TB	5-9	205	DeMatha	Largo, MD
42	Brown, Jerrett	Fr.	DB	6-0	185	Hopewell	Hopewell, VA
84	Burrow, Brandon	RF	DB	5-9	175	Colonial Heights	Colonial Heights, VA
12	Campbell, Lang	Sr.	QB	6-3	205	Handley	Winchester, VA
22	Cason, Stephen	Jr.	DB	6-0	202	James River	Richmond, VA
67	Cochran, Brent	RF	OL	6-4	280	South Lakes	Reston, VA
32	Coley, Delmus	So.	RB	5-9	195	Floyd Kellam	Virginia Beach, VA
37	Cox, Derek	Fr.	WR/DB	6-1	165	J.H. Rose	Winterville, NC
41	Cramer, Alex	RF	DB	5-11	180	Frank W. Cox	Virginia Beach, VA
15	Davis, Corey	So.	WR	6-1	190	Deep Creek	Chesapeake, VA
81	Ely, Mark	RF	WR	5-11	180	Unionville	Kennett Square, PA
43	Faha, Chris	Jr.	FB	6-2	210	Good Counsel	Silver Springs, MD
62	Falbo, Graham	RF	OL	6-0	240	Westfield	Centreville, VA
79	Grant, Michael	Fr.	OL/DL	6-5	270	Notre Dame	Wrightstown, NJ
75	Grenz, Michael	Jr.	OL	6-3	282	Wayne Hills	Wayne, NJ
95	Griffin, Jr., Jerome	Jr.	DL	6-3	240	Crestwood	Sumter, SC
76	Haley, Michael	Fr.	OL/DL	6-1	240	Great Bridge	Chesapeake, VA
51	Harrell, Wade	Sr.	DL	6-3	240	Smithfield	Smithfield, VA
53	Hiteshaw, Luke	Fr.	OL/DL	6-1	265	Mount St. Joseph	Baltimore, MD
28	Holmes, DeBrian	Fr.	RB	5-10	180	Woodside	Fort Eustis, VA
88	Holston, Nathan	So.	WR	6-0	190	Monacan	Richmond, VA
48	Horvath, Ryan	RF	FB	6-1	220	Midlothian	Midlothian, VA
80	Houff, David	Fr.	RB/LB	6-1	195	Blacksburg	Blacksburg, VA
17	Jackson, Paris	RF	WR	6-1	200	Westfield	Centreville, VA
92	Jones, Ryan	RF	DL	6-3	240	Blacksburg	Blacksburg, VA
96	Kelly, Justin	Sr.	DL	6-2	260	Lafayette	Williamsburg, VA
45	Kimber, Chris	Jr.	DB	6-2	212	Watkins Mill	Gaithersburg, MD
25	Kuehn, Greg	Jr.	PK	6-3	200	Potomac Falls	Potomac Falls, VA
61	Larkins, Josh	Fr.	OL/DL	6-1	285	Toms River North	Toms River, NJ
63	Lumm, Ryan	Jr.	OL	6-3	270	Santa Margarita	Mission Viejo, CA
33	Lustig, Josh	Sr.	WR	5-9	175	Cathedral Prep	Erie, PA
86	Mack, Elliott	Fr.	WR	5-11	185	Delbarton	Irvington, NJ
66	Maddux, Mark	Fr.	DL	6-2	260	Benedictine	Midlothian, VA
16	Marianacci, Joe	Fr.	WR	6-1	180	Wyoming Area	West Pittston, PA
56	Mazur, Danny	RF	LB	6-0	217	Middleton	Middleton, WI
99	McCarthy, Mike	Sr.	DL	6-3	270	Cumberland Valley	Mechanicsburg, PA
52	McLaurin, Travis	Jr.	LB	5-11	240	Thomas McKean	Wilmington, DE
23	McLaurin, Trevor	So.	RB	5-11	225	Thomas McKean	Wilmington, DE
13	Mesi, Mike	Sr.	P	6-0	195	Monmouth Regional	Eatontown, NJ
21	Miller, James	Jr.	DB	6-1	195	Lake Taylor	Norfolk, VA
87	Mitchell, Trey	Fr.	PK	5-10	165	Radford	Radford, VA
68	Morris, Cody	So.	OL	6-4	285	Hazelton Area	Jeansville, PA
4	Muldrow, Leonard	So.	LB	5-9	180	Ocean Lakes	Virginia Beach, VA
59	Mulloy, Patrick	Jr.	OL	6-4	300	Salesianum	West Chester, PA
82	Muro, Evan	Fr.	OL/DL	6-6	235	Warwick	Newport News, VA
54	Ndubueze, Chris	Jr.	LB	6-1	237	DeMatha	Lanham, MD

No.	Name	Cl.	Pos.	Ht.	Wt.	High School	Hometown
57	Neely, Brian	So.	OL	6-4	290	Lee Davis	Mechanicsville, VA
27	Nicholas, Joe	RF	WR	6-3	205	Hazelton Area	Sugarloaf, PA
55	Nickell, Ryan	So.	LB	6-2	210	Tabb	Yorktown, VA
90	O'Brien, Eric	Fr.	DL	6-2	250	Delone Catholic	Abbottstown, PA
97	O'Connor, Adam	Jr.	DL	6-7	275	Ragsdale	Greensboro, NC
39	O'Neil, T.J.	RF	LB	6-1	220	Tabor Academy	Duxbury, MA
72	Oliver, Justin	RF	OL	6-4	295	Gettysburg	Fairfield, PA
46	Otey, Matt	RF	RB	5-11	220	Hershey	Hershey, PA
38	Page, David	RF	DB	5-9	180	Cardinal Mooney	Sarasota, FL
26	Parrott, LeVince	So.	FB	5-10	215	Lafayette	Williamsburg, VA
6	Patterson, Corey	Sr.	DB	5-11	190	New Kent	New Kent, VA
5	Patterson, Craig	Sr.	DB	5-11	202	New Kent	New Kent, VA
58	Pendleton, Larry	Jr.	DL	6-3	285	Booker T. Washington	Norfolk, VA
98	Phillips, Brett	Fr.	WR	6-2	185	Seattle Prep	Seattle, WA
18	Phillips, Jacob	Fr.	QB	6-3	195	Bath County	Warm Springs, VA
19	Pitts, Jr., John	Sr.	WR	6-3	215	East Forsyth	Kernersville, NC
10	Potts, Michael	RF	QB	6-4	215	Middletown	Middletown, DE
91	Pritchard, Blair	So.	K	5-11	209	Atlee	Mechanicsville, VA
74	Pugh, Brandon	RF	DL	6-3	225	Indian River	Chesapeake, VA
50	Reyher, Todd	Fr.	LB/RB	6-0	205	Lafayette	Williamsburg, VA
65	Ridjaneck, Matt	Jr.	OL	6-5	265	Center	Monaca, PA
24	Riley, Richard	So.	DB	6-1	175	Gaithersburg	Gaithersburg, MD
44	Rutter, Josh	Fr.	LB	6-2	210	Francis Scott Key	Union Bridge, MD
70	Shafraan, Jonathan	Fr.	OL/DL	6-3	270	Langley	Great Falls, VA
35	Shaw, Jonathan	Jr.	DB	6-0	190	Lake Brantley	Altamonte Springs, FL
47	Shepherd, Marcus	RF	LB	5-11	200	Parkdale	Landover, MD
60	Skibinski, Ryan	Fr.	OL/DL	6-1	250	Jefferson Forest	Lynchburg, VA
31	Slye, Cedric	So.	DB	5-10	182	St. John's	Washington, D.C.
2	Smith, Jon	Sr.	RB	6-1	220	Country Day	Cincinnati, OH
98	Spencer, Christopher	Fr.	DB	5-7	155	Mt. Vernon	Alexandria, VA
71	Stewart, Brad	RF	OL	6-3	280	Bethel Park	Bethel Park, PA
29	Stout, Zachary	So.	DB	5-10	185	Lee Davis	Mechanicsville, VA
14	Taylor, Christian	So.	QB	6-4	210	Grafton	Yorktown, VA
11	Taylor, John	So.	WR	6-3	210	St. Albans	Washington, D.C.
49	Thomas, Jeff	Fr.	LB/RB	6-1	225	Lee Davis	Mechanicsville, VA
3	Thompson, Dominique	Sr.	WR	6-1	190	Riverside	Durham, NC
89	Tomon, Cody	Fr.	WR	6-0	185	St. Ignatius	Bricksville, OH
85	Trinkle, Matt	So.	TE	6-5	249	Allentown C. Catholic	Whitehall, PA
83	Troester, Jordan	So.	TE	6-3	225	New Kent	Providence Forge, VA
69	Turner, William	RF	LB	6-1	220	Franklin County	Wirtz, VA
30	Viola, Tony	RF	RB	6-1	230	Stonewall Jackson	Broadway, VA
93	Watson, Jonas	Jr.	DL	6-2	240	Bethel	Hampton, VA
34	Wheeler, Thad	Jr.	LB	6-1	215	Sequoyah	Canton, GA
8	Wheeling, Alan	So.	DB	5-9	170	Pulaski County	Dublin, VA
77	Williamson, Brian	So.	DL	6-4	240	Whiteville	Nakina, NC
78	Witham, Matthew	Sr.	OL	6-6	330	Tatnall School	Newark, DE
94	Wright, Josh	So.	DL	6-2	235	Amherst County	Madison Heights, VA

William and Mary Pronunciation Guide

Chris Faha - FAY	Mike Mesi - ME-see	Jordan Troester - TRO-ster
Greg Kuehn - KEEN	Chris Ndubueze - N-do-bwee-zee	Tony Viola - VEE-ola
Joe Marianacci - mary-uh-notch-ee	Matt Otey - Odie	Matthew Witham - WITH-um
Danny Mazur - MAH-zer	Cody Tomon - TAH-mon	

WILLIAM AND MARY FOOTBALL NUMERICAL ROSTER

2	Smith, John.....	RB	37	Cox, Derek.....	WR/DB	70	Shafran, Jonathan.....	OL/DL
3	Thompson, Dominique.....	WR	38	Page, David.....	DB	71	Stewart, Brad.....	OL
4	Muldrow, Leonard.....	LB	39	O'Neill, T.J.....	LB	72	Oliver, Justin.....	OL
5	Patterson, Craig.....	DB	40	Bratton, Adam.....	TE	74	Pugh, Brandon.....	DL
6	Patterson, Cory.....	DB	41	Cramer, Alex.....	DB	75	Grenz, Michael.....	OL
8	Wheeling, Alan.....	DB	42	Brown, Jerrett.....	DB	76	Haley, Michael.....	OL/DL
9	Brooks, Elijah.....	TB	43	Faha, Chris.....	FB	77	Williamson, Brian.....	DL
10	Potts, Michael.....	QB	44	Rutter, Josh.....	LB	78	Witham, Matthew.....	OL
11	Taylor, John.....	WR	45	Kimber, Chris.....	DB	79	Grant, Michael.....	OL
12	Campbell, Lang.....	QB	46	Otey, Matt.....	RB	80	Houff, David.....	RB/LB
13	Mesi, Mike.....	P	47	Shepherd, Marcus.....	LB	81	Ely, Mark.....	WR
14	Taylor, Christian.....	WR	48	Horvath, Ryan.....	FB	82	Muro, Evan.....	OL/DL
15	Davis, Corey.....	QB	49	Thomas, Jeff.....	LB/RB	83	Troester, Jordan.....	TE
16	Marianacci, Joe.....	WR	50	Reyher, Todd.....	LB	84	Burrow, Brandon.....	DB
17	Jackson, Paris.....	WR	51	Harrell, Wade.....	DL	85	Trinkle, Matt.....	TE
18	Phillips, Jacob.....	QB	52	McLaurin, Travis.....	LB	86	Mack, Elliott.....	WR
19	Pitts, John.....	WR	53	Hiteshew, Luke.....	OL/DL	87	Mitchell, Trey.....	PK
21	Miller, James.....	DB	54	Ndubueze, Chris.....	LB	88	Holston, Nathan.....	WR
22	Cason, Stephen.....	DB	55	Nickell, Ryan.....	LB	89	Tomon, Cody.....	WR
23	McLaurin, Trevor.....	RB	56	Mazur, Danny.....	LB	90	O'Brien, Eric.....	DL
24	Riley, Richard.....	DB	57	Neely, Brian.....	OL	91	Pritchard, Blair.....	K
25	Kuehn, Greg.....	PK	58	Pendleton, Larry.....	DL	92	Jones, Ryan.....	DL
26	Parrott, LeVince.....	FB	59	Mulloy, Patrick.....	OL	93	Watson, Jonas.....	DL
27	Nicholas, Joe.....	WR	60	Skibinski, Ryan.....	OL/DL	94	Wright, Josh.....	DL
28	Holmes, DeBrian.....	WR	61	Larkins, Josh.....	DL	95	Griffin, Jerome.....	DL
29	Stout, Zachary.....	DB	62	Falbo, Graham.....	OL	96	Kelly, Justin.....	DL
30	Viola, Tony.....	RB	63	Lumm, Ryan.....	OL	97	O'Connor, Adam.....	DL
31	Slye, Cedric.....	DB	64	Bowles, Jason.....	DL	98	Spence, Christopher.....	DB
32	Coley, Delmus.....	RB	65	Ridjaneck, Matt.....	OL	98a	Phillips, Brett.....	WR
33	Lustig, Josh.....	WR	66	Maddux, Mark.....	DL	99	McCarthy, Mike.....	DL
34	Wheeler, Thad.....	LB	67	Cochran, Brent.....	OL			
35	Shaw, Jonathan.....	DB	68	Morris, Cody.....	OL			
36	Allen, Kevin.....	DB	69	Turner, William.....	LB			

WILLIAM AND MARY FOOTBALL 2004 GAME-BY-GAME STARTERS

	<u>UNC</u>	<u>UNH</u>	<u>VMI</u>	<u>Northeastern</u>	<u>Liberty</u>	<u>URI</u>	<u>Delaware</u>	<u>Towson</u>	<u>Villanova</u>	<u>IMU</u>	<u>Richmond</u>
QB	Campbell	Campbell	Campbell	Campbell	Campbell						
TB	Smith	Smith	Smith	Smith	Smith						
FB	Trinkle*	Nicholas^	Nicholas^	Nicholas^	Nicholas^						
WR	Lustig	Lustig	Pitts	Pitts	Pitts						
WR	Thompson	Thompson	Thompson	Thompson	Thompson						
TE	Bratton	Bratton	Bratton	Bratton	Trinkle						
LT	Witham	Witham	Witham	Witham	Witham						
LG	Lumm	Lumm	Lumm	Lumm	Lumm						
C	Mulloy	Mulloy	Mulloy	Mulloy	Mulloy						
RG	Morris	Morris	Morris	Morris	Morris						
RT	Grenz	Grenz	Grenz	Grenz	Grenz						
DE	Watson	Wright	Wright	Wright	Wright						
DE	O'Connor	O'Connor	O'Connor	O'Connor	O'Connor						
DT	McCarthy	McCarthy	McCarthy	McCarthy	McCarthy						
DT	Kelly	Pendleton	Pendleton	Pendleton	Kelly						
LB	Ndubueze	Ndubueze	Ndubueze	Ndubueze	Ndubueze						
LB	McLaurin	McLaurin	McLaurin	McLaurin	McLaurin						
LB	Nickell	Nickell	Nickell	Nickell	Nickell						
S	Shaw	Shaw	Shaw	Shaw	Shaw						
S	Miller	Miller	Miller	Miller	Miller						
CB	Wheeling	Wheeling	Wheeling	Wheeling	Wheeling						
CB	Riley	Riley	Riley	Riley	Cason						

*Started with two tight ends and no FB. ^Started with 3 receivers and no FB.

THE LAST TIME IT HAPPENED...

TEAM

Shut out an opponent 34-0, at VMI, 9/8/01
 Was shut out 0-14, at Delaware, 11/1/97
 Consecutive shutouts ... at NU (32-0), at UNH (39-0), 1995
 Scored 90+ points 95-0, vs. Bridgewater, 1931
 Scored 80-89 points 81-0, vs. Bridgewater, 1930
 Scored 70-79 points 77-0, vs. Bridgewater, 1932
 Scored 60-69 points 62-31, vs. VMI, 9/14/02
 Scored 50-59 points 59-21, vs. Richmond, 11/22/03
 Consecutive 50+ games ... at NU (53), vs. VU (51), 1993
 Consecutive 40+ games. vs. VMI (62), vs. Delaware (45), 2002
 Passed for 400+ yards 426, vs. NU, 10/28/00
Passed for 300-399 yards 368, at Liberty, 10/9/04
 Passed for 200-299 yards 222, vs. Richmond, 11/15/03
 Rushed for 400+ yards 433, vs. Villanova, 10/23/99
 Rushed for 300-399 yards 353, at VMI, 10/23/99
 Rushed for 200-299 yards 268, vs. UNH, 11/15/03
 Rushed/Passed for 200+ yards vs. UNH, 11/15/03
 (268 rush, 276 pass)
 Had 600+ yards of total offense 609, vs. VMI, 9/14/02
 Had 500-599 yards of total offense 558, vs. UNH, 11/15/03
 Had two players rush for 100 yards vs. URI, 10/7/95
Had two players with 100+ rec. yds. vs. NU, 10/2/04
Held opp. under 50 rush yards 49, vs. VMI, 9/25/04
 Held opp. under 50 pass yards 44, vs. URI, 11/9/02
 Held opp. under 100 yards total off. 82, at Bucknell, 9/21/96
 Allowed 600+ yards of total off. 638, at WMU, 9/6/03
Allowed 500-599 yards total off 575, at UNC, 9/4/04
 Was held under 50 rush yards 48, at UMass, 10/11/03
 Was held under 50 pass yards 30, vs. Boston, 9/19/92
 Was held under 100 yards total offense None post 1981
 Blocked a punt at Hofstra, 10/12/02
 Blocked a field goal vs. Hofstra, 43-yard att., 11/1/03
 Returned a blocked punt for TD at URI, 12 yds, 9/7/96
Had a punt blocked at Liberty, 10/9/04
 Had a blocked punt returned for TD ... vs. Villanova, 11/11/00
 Returned a punt for TD at Richmond, 69 yds, 11/22/03
 Returned a kickoff for TD at NU, 96 yds, 9/16/95
 Returned an interception for TD at UR, 77 yds, 11/22/03
 Returned a fumble for TD at URI, 0 yds, 10/25/03
 Had a punt returned for TD vs. JMU, 70 yds, 10/18/03
 Had a kickoff returned for TD at URI, 93 yds, 10/25/03
 Had an int. returned for TD vs. NU, 21 yds, 10/26/96
 Had a fumble returned for TD ... vs. JMU, 46 yds, 10/11/97
 Recorded a safety at NU, 10/9/97
 Surrendered a safety at NU, 9/20/03
 Scored a defensive TD at Richmond, 11/22/03
 Scored a special teams TD at Richmond, 11/22/03
 Scored defensive and special teams TD at UR, 11/21/03
Won in overtime 38-35 vs. Northeastern, 10/2/04
 Lost in overtime 31-34, at JMU, 11/16/02

INDIVIDUAL

Passed for 400+ yds 426, D. Corley vs. NU, 10/28/00
Passed for 300-399 yds 368, L. Campbell, at LU, 10/9/04
 Passed for 200-299 yds ... 222, L. Campbell, at UR, 11/22/03
 Passed for 6 TDs S. Knight, vs. Maine, 11/6/93
 Passed for 5 TDs None
 Passed for 4 TDs D. Corley, vs. VU, 10/9/99
 Passed for 3 TDs L. Campbell, vs. UNH, 11/15/03
Passed for 2 TDs L. Campbell, vs. VMI, 9/25/04
 Completed 30+ att. 30, M. Cook, vs. UNH, 10/18/98
Completed 20-29 att. 23, L. Campbell, at UNC, 9/4/04
 QB pass/rush for 100 yds D. Corley, at VU, 11/11/00
 (247 pass, 107 rush)
QB had 2 pass / 2 rush TDs L. Campbell, at UNC, 9/4/04
 (2 pass, 2 rush)
QB had pass and rush TDs L. Campbell, vs. NU, 10/2/04
 (1 pass, 2 rush)
 Rushed for 200+ yds 201, A. Porch, at UConn, 10/18/97
 Rushed for 150-199 yds 198, J. Smith, at UNH, 10/19/02
 Rushed for 100-149 yds 122, D. Coley, vs. UNH, 11/15/03
 Two players rush for 100 yards vs. URI, 10/7/95
 (Troy Keen (158) and Derek Fitzgerald (140))
Two players with 100+ receiving yds vs. NU, 10/2/04
Dominique Thompson (157) and Joe Nicholas (111)
 Had 30+ carries 32, J. Smith, at UNH, 10/19/02
Had 20-29 carries 23, J. Smith, at UNH, 9/18/04
 Rushed for 4 TDs Blocker-Bodley, vs. VMI, 10/2/93
 Rushed for 3 TDs J. Smith, vs. VMI, 9/14/02
Rushed for 2 TDs J. Smith, at Liberty, 10/9/04
Had 200+ yards rec. .. 221, D. Thompson, at LU, 10/9/04
Had 150-199 yds rec 157, D. Thompson, vs. NU, 10/2/04
Had 100-149 yds rec 111, J. Nicholas, vs. NU, 10/2/04
Had 10+ receptions 10, D Thompson, at LU, 10/9/04
 Had 4 TD receptions V. Ragazzo, vs. WFU, 11/1/49
 Had 3 TD receptions R. Musinski, at Delaware, 10/4/03
 Had 2 TD receptions R. Musinski, at URI, 10/25/03
 Ret. a KO for TD M. McCain, 96 yds, at NU, 9/16/95
 Ret. a punt for TD M. Bobo, 69 yds, at UR, 11/21/03
 Ret. a blocked punt for TD ... S. McDermott, at URI, 9/7/96
 Blocked a FG .. B. Parker, 43-yard att., vs. Hofstra, 11/1/03
 Blocked a punt S. Cason, at Hofstra, 10/12/02
 Ret. a fumble for TD A. O'Connor, 0 yds, at URI, 10/25/03
 Ret. an INT for TD J. Miller, 77 yds, at UR, 11/21/03
 Made 4 FGs B. Sterba, vs. NU, 10/28/01
Made 3 FGs G. Kuehn, at Liberty, 10/9/04
 Kicked a 50+ FG 51, G. Kuehn, vs. UD, 9/28/02
 Kicked a 40-49 FG 45, G. Kuehn, at URI, 10/25/03
 2-point run L. Campbell, vs. Hofstra, 11/1/03
2-point reception J. Nicholas, vs. NU, 10/2/04

Bold - Occurred this season.

2004 WILLIAM AND MARY SINGLE GAME HIGHS

INDIVIDUAL GAME HIGHS

Pass Attempts: 41, L. Campbell at UNC, Sept. 4
Pass Completions: 23, L. Campbell at UNC, Sept. 4
Passing Yards: 378, L. Campbell vs. NU, Oct. 2
Passing TDs: 2, twice, last - L. Campbell vs. VMI, Sept. 25
Rushing Attempts: 23, J. Smith at UNH, Sept. 18
Rushing Yards: 63, J. Smith at UNH, Sept. 18
Rushing TDs: 2, four times, last- J. Smith at Liberty, Oct. 9
Receptions: 10, D. Thompson at Liberty, Oct. 9
Receiving Yards: 221, D. Thompson at Liberty, Oct. 9
Receiving TDs: 1, six times, last - D. Thompson vs. NU, Oct. 2
Total Offensive Yards: 400, L. Campbell at Liberty, Oct. 9
All-Purpose Yards: 247, J. Lustig at UNC, Sept. 4
Total Points: 12, five times, last - J. Smith at LU, Oct. 9
Points Kicking: 13, G. Kuehn vs. LU, Oct. 9
Points Rushing: 12, four times, last - J. Smith at LU, Oct. 9
Points Receiving: 6, six times, last - D. Thompson vs. NU, Oct. 2
Field Goals Made: 3, three times, last - G. Kuehn at LU, Oct. 9
Field Goals Attempted: 4, G. Kuehn vs. NU, Oct. 2
PATs Attempted: 6, G. Kuehn vs. VMI, Sept. 25
PATs Made: 6, G. Kuehn vs. VMI, Sept. 25
Punts: 7, M. Mesi at UNH, Sept. 18
Punting Yards: 264, M. Mesi vs. VMI, Sept. 25
Punting Average: 44.0, M. Mesi vs. VMI, Sept. 25
Punt Returns: 6, J. Shaw vs. VMI, Sept. 25
Punt Return Yards: 36, J. Shaw vs. VMI, Sept. 25
Kickoff Returns: 6, J. Lustig at UNC, Sept. 4
Kickoff Return Yards: 135, J. Lustig at UNC, Sept. 4
Kickoff Return Average: 28.0, E. Brooks vs. VMI, Sept. 25
Interceptions: 2, R. Nickell vs. VMI, Sept. 25
Interception Yards: 70, J. Miller at Liberty, Oct. 9
Tackles: 16, C. Ndubueze at UNH, Sept. 18
Solo Tackles: 10, C. Ndubueze at UNH, Sept. 18
Tackles for loss: 2.5, three times, last - S. Cason/J. Watson at Liberty, Oct. 9
Sacks: 2.0, J. Watson at Liberty, Oct. 9
Pass Breakups: 3, S. Cason/A. Wheeling at Liberty, Oct. 9

TEAM GAME HIGHS

Pass Attempts: 41, at UNC, Sept. 4
Pass Completions: 23, at UNC, Sept. 4
Passing Yards: 378, vs. NU, Oct. 2
Passing TDs: 3, vs. VMI, Sept. 25
Yards Per Pass: 14.0, at UNC, Sept. 4
Rushing Attempts: 48, at UNH, Sept. 18
Rushing Yards: 130, at Liberty, Oct. 9
Rushing TDs: 4, at Liberty, Oct. 9
Yards Per Rush: 3.9, at UNC, Sept. 4
Total Yards: 498, at Liberty, Oct. 9
Points Scored: 42, vs. VMI, Sept. 25
Touchdowns Scored: 6, vs. VMI, Sept. 25
Field Goals Made: 3, three times, last- at Liberty, Oct. 9
Field Goals Attempted: 4, vs. NU, Oct. 2
PATs Attempted: 6, at VMI, Sept. 25
PATs Made: 6, vs. VMI, Sept. 25
Punts: 7, at UNC, Sept. 4 & at UNH, Sept. 18
Punting Yards: 264, vs. VMI, Sept. 25
Punting Average: 44.0, vs. VMI, Sept. 25
Punt Returns: 6, vs. VMI, Sept. 25
Punt Return Yards: 36, vs. VMI, Sept. 25
Kickoff Returns: 6, at UNC, Sept. 4; vs. NU, Oct. 2
Kickoff Return Yards: 135, at UNC, Sept. 4
Kickoff Return Average: 22.7, vs. VMI, Sept. 25; at LU, Oct. 9
Interceptions: 3, vs. VMI, Sept. 25
Interception Yards: 70, at Liberty, Oct. 9
Forced Fumbles: 3, at UNC, Sept. 4
Fumble Return Yards: 33, at UNC, Sept. 4
Forced Turnovers: 4, at UNC, Sept. 4; vs. VMI, Sept. 25
Turnovers: 1, four times, last - at Liberty, Oct. 9
Sacks: 7, at Liberty, Oct. 9
First Downs: 21, at UNC, Sept. 4
Third Down Conversion %: .571 (8-for-14), vs. VMI, Sept. 25
Fourth Down Conversion %: 1.000 (2-for-2), at UNH, Sept. 18
Penalties: 10, at Liberty, Oct. 9
Penalty Yards: 90, at Liberty, Oct. 9
Possession Time: 35:13, at UNH, Sept. 18

2004 WILLIAM AND MARY WEEKLY LEADERS

Opponent	Rushes	Rush. Yds	Receptions	Rec. Yds.	Tackles	TFLs	Sacks
at UNC	9, Brooks, Smith	45, Brooks	6, Lustig, Thompson	112, Lustig	15, Miller	2.5, Nickell	0.5, Watson, O'Connor
at UNH	23, Smith	63, Smith	3, Lustig, Thompson	55, Thompson	16, Ndubueze	1.0, (6 players)	1.0, Wright, Pendleton
VMI	15, Smith	52, Smith	4, Thompson	66, Thompson	6, McLaurin, Ndubueze	2.0, Watson	1.0, O'Connor, Watson
NU	12, Smith	45, Brooks	6, Nicholas	157, Thompson	8, O'Connor, Ndubueze	1.5, O'Connor, Wright	1.0, O'Connor
at LU	19, Smith	51, Smith	10, Thompson	221, Thompson	8, Cason, McLaurin	2.5, Cason, Watson	2.0, Watson
URI							
at UD							
at TU							
VU							
at JMU							
UR							

2004 OPPONENT SINGLE GAME HIGHS

INDIVIDUAL GAME HIGHS

Pass Attempts: 33, S. Brady (NU), Oct. 2
Pass Completions: 18, S. Brady (NU), Oct. 2
Passing Yards: 301, S. Brady (NU), Oct. 2
Passing TDs: 3, S. Brady (NU), Oct. 2
Rushing Attempts: 20, S. Gado (LU), Oct. 9
Rushing Yards: 133, R. McGill (UNC), Sept. 4
Rushing TDs: 3, R. McGill (UNC), Sept. 4
Receptions: 7, C. Parks (NU), Oct. 2
Receiving Yards: 170, C. Parks (NU), Oct. 2
Receiving TDs: 2, C. Parks (NU), Oct. 2
Total Offensive Yards: 292, S. Brady (NU), Oct. 2
All Purpose Yards: 170, C. Parks (NU), Oct. 2
Total Points: 18, R. McGill (UNC), Sept. 4
Points Kicking: 7, C. Barth (UNC), Sept. 4
Points Rushing: 18, R. McGill (UNC), Sept. 4
Points Receiving: 12, C. Parks (NU), Oct. 2
Field Goals Made: 2, B. Way (VMI), Sept. 25
Field Goals Attempted: 3, M. Kesic (NU), Oct. 2
PATs Attempted: 7, C. Barth (UNC), Sept. 4
PATs Made: 7, C. Barth (UNC), Sept. 4
Punts: 7, A. Peters (VMI), Sept. 25; N. Crouch (LU), Oct. 9
Punting Yards: 313, A. Peters (VMI), Sept. 25
Punting Average: 44.7, A. Peters (VMI), Sept. 25
Punt Returns: 5, J. Pollack (UNC), Sept. 4
Punt Return Yards: 47, J. Pollack (UNC), Sept. 4
Kickoff Returns: 4, D. Bailey (UNH), Sept. 18
Kickoff Return Yards: 66, D. Bailey (UNH), Sept. 18
Kickoff Return Average: 31.0, S. Hopkins (NU), Oct. 2
Interceptions: 1, B. Osei (NU), Oct. 2
Interception Yards: n/a
Tackles: 14, F. Sparkman (UNC), Sept. 4
Solo Tackles: 9, C. Graham (UNH), Sept. 18
Tackles for loss: 3.0, B. Flenory (UNH), Sept. 18
Sacks: 2.0, B. Flenory (UNH), Sept. 18
Pass Breakups: 2, M. Rutberg, (UNH), Sept. 18; K. Moon (LU)
 Oct. 9

TEAM GAME HIGHS

Pass Attempts: 39, VMI, Sept. 25
Pass Completions: 19, VMI, Sept. 25
Passing Yards: 301, NU, Oct. 2
Passing TDs: 3, NU, Oct. 2
Yards Per Pass: 16.7, UNC, Sept. 4
Rushing Attempts: 45, UNC, Sept. 4
Rushing Yards: 321, UNC, Sept. 4
Rushing TDs: 5, UNC, Sept. 4
Yards Per Rush: 7.6, UNC, Sept. 4
Total Yards: 575, UNC, Sept. 4
Points Scored: 49, UNC, Sept. 4
Touchdowns Scored: 7, UNC, Sept. 4
Field Goals Made: 2, VMI, Sept. 25
Field Goals Attempted: 3, NU, Oct. 2
PATs Attempted: 7, UNC, Sept. 4
PATs Made: 7, UNC, Sept. 4
Punts: 7, UNH, Sept. 18; VMI, Sept. 25; LU, Oct. 9
Punting Yards: 313, VMI, Sept. 25
Punting Average: 44.7, VMI, Sept. 25
Punt Returns: 7, UNC, Sept. 4 & UNH, Sept. 18
Punt Return Yards: 63, UNC, Sept. 4
Kickoff Returns: 6, LU, Oct. 9
Kickoff Return Yards: 107, NU, Oct. 2
Kickoff Return Average: 22.0, UNH, Sept. 18
Interceptions: 1, NU, Oct. 2
Interception Yards: n/a
Forced Fumbles: 1, LU, Oct. 9
Fumble Return Yards: n/a
Forced Turnovers: 1, four times, last - LU, Oct. 9
Turnovers: 4, UNC, Sept. 4; VMI, Sept. 25
Sacks: 4, UNH, Sept. 18
First Downs: 23, UNC, Sept. 4
Third Down Conversion %: .833 (10-for-12), UNC, Sept. 4
Fourth Down Conversion %: 1.000 (1-for-1), NU, Oct. 2
Penalties: 8, VMI, Sept. 25
Penalty Yards: 66, VMI, Sept. 25
Possession Time: 28:47, LU, Oct. 9

W&M LONGEST PLAYS OF THE SEASON

Rush: 21 yds, L. Campbell at UNH, Sept. 18
Rushing TD: 6 yds, E. Brooks vs. VMI, Sept. 25
Pass: 77 yds, L. Campbell to D. Thompson vs. NU, Oct. 2
Passing TD: 77, L. Campbell to D. Thompson vs. NU, Oct. 2
Punt Return: 15 yds, J. Shaw vs. VMI, Sept. 25
Kickoff Return: 32 yds, J. Lustig at UNC, Sept. 4
INT Return: 70 yds, J. Miller at LU, Oct. 9
Punt: 64, M. Mesi vs. VMI, Sept. 25
Field Goal: 35 yds, G. Kuehn at UNH, Sept. 18
Drive: 88 yds, 8 plays, 1:34, TD, at UNC, Sept. 4

OPPONENT LONGEST PLAYS OF THE SEASON

Rush: 49 yds, R. McGill (UNC), Sept. 4
Rushing TD: 12 yds, J. Lewis (UNC), Sept. 4
Pass: 38 yds, S. Brady to C. Parks (NU), Oct. 2
Passing TD: 29 yds, D. Durant to D. Mitchell (UNC), Sept. 4
Punt Return: 21 yds, J. Pollack (UNC), Sept. 4
Kickoff Return: 49 yds, S. Hopkins (NU), Oct. 2
INT Return: n/a
Punt: 62 yds, A. Peters (VMI), Sept. 25
Field Goal: 41 yds, Z. Kolegue (LU), Oct. 9
Drive: 95 yds, 14 plays, 5:37, TD, (UNC), Sept. 4

WILLIAM AND MARY SINGLE-GAME RECORDS

INDIVIDUAL RECORDS

SCORING

Most Points

36, Bill Palese vs. Bridgewater, 1931

Most Touchdowns

6, Bill Palese vs. Bridgewater, 1931

Most PATs

8, Terry Regan vs. Davidson, 1972

8, Greg Kuehn vs. VMI, 2002

Most Field Goals

4, Chris Dawson vs. Lehigh, 1992

4, Brian Shallcross vs. VU, 1995

4, Brett Sterba vs. Northeastern, 2000

TOTAL OFFENSE

Most Yards

454, David Corley vs. N'eastern, 2000

RUSHING

Rush Attempts

37, Wes Meeteer vs. Davidson, 1969

37, Troy Keen vs. Northeastern, 1994

37, Derek Fitzgerald vs. Penn, 1995

Rushing Yards

257, Phil Mosser vs. Ohio Wesl., 1970

PASSING

Pass Attempts

52, Mike Cook vs. UNH, 1998

Completions

35, Dave Murphy vs. Rutgers, 1983

Passing Yards

426, David Corley vs. N'eastern, 2000

Touchdown Passes

6, Shawn Knight vs. Maine, 1993

RECEIVING

Receptions

13, Rich Musinski vs. URI, 2003

13, Glen Bodnar vs. Colgate, 1984

Receiving Yards

240, Dave Conklin vs. VMI, 1997

TD Receptions

4, Vito Ragazzo vs. WFU, 1949

4, Corey Ludwig vs. Maine, 1993

SACKS

3.5, Luke Cullinane vs. VU, 1996

INTERCEPTIONS

4, Jack Bruce vs. Richmond, 1947

INDIVIDUAL LONG PLAYS

Rush from scrimmage

95 yds, John Truehart vs. Elon, 1934

Pass Completion

87 yds, Dan Henning to Tom Scott vs. Navy, 1961

Punt

77 yds, Russell Brown, 1972

77 yds, Joe Agee, 1975

77 yds, Jack Freeman, 1942

Punt Return

101 yds, Dale Worrall vs. Bridgewater, 1932

Kickoff Return

100 yds, Dick Pawlewicz vs. UVA, 1974

Run With Fumble

91 yds, Meb Davis vs. Columbia, 1926

Run with Interception

93 yds, Marvin Graham vs. Virginia Tech, 1946

Field Goal

53 yds, Steve Christie vs. ETSU, 1987

53 yds, Steve Christie vs. UVA, 1988

53 yds, Brett Sterba vs. Delaware, 2000

TEAM RECORDS

Most Points Scored

95, vs. Bridgewater, 1931

Most Points Allowed

93, by Delaware, 1915

Most Yards Gained

681, vs. Richmond, 1991

Most Plays

100, vs. Virginia Tech, 1971

Rushing Yards

453, vs. Ohio Wesleyan, 1970

433, vs. Villanova, 1993

419, vs. Delaware, 1973

417, vs. Richmond, 1974

413, vs. VMI, 1993

Pass Attempts

55, vs. Virginia Tech, 1971

Pass Completions

35, vs. Rutgers, 1983

Passing Yards

498, vs. VMI, 1997

426, vs. Northeastern, 2000

414, vs. Miami (Ohio), 1982

412, vs. JMU, 1985

403, vs. East Carolina, 1981

First Downs

36, vs. VMI, 1991

36, vs. VMI, 1993

Most Interceptions

6, vs. Wake Forest, 1947

Best Defense Against the Run

-39 yds, vs. Colgate, 1988

-39 yds, vs. Villanova, 1996

-11 yds, Quantico, 1967

-6 yds, vs. Villanova, 1993

Best Defense Against the Pass

9 yds, vs. UMass, 1995

9 yds, vs. East Carolina, 1980

9 yds, vs. Appalachian State, 1976

10 yds, vs. Furman, 1999

11 yds, vs. VMI, 1993

WILLIAM AND MARY ALL-TIME OFFENSIVE PERFORMANCES

Note: This is corrected information from page 82 of the William and Mary football media guide. Changes were made in all three categories.

Top Passing Performances

1. 426, Dave Corley vs. NU, 10/28/00
2. 406, Stan Yagiello vs. JMU, 9/28/85
3. 401, David Murphy at Marshall, 11/5/83
4. 399, Chris Garrity at ECU, 11/14/81
5. 385, Greg DeGennaro at Bucknell, 9/20/86
6. 383, Kenny Lambiotte vs. Colgate, 9/6/86
7. 381, Mike Cook at N. Iowa, 12/7/96*
- 8. 378, L. Campbell vs. NU, 10/2/04**
9. 373, M. Cook vs. UNH, 10/24/98
- 10. 368, L. Campbell at LU, 10/9/04**
11. 360, D. Murphy vs. Rutgers, 10/22/83
12. 352, M. Cook at Ga. Southern, 9/6/97
13. 346, D. Corley vs. VMI, 9/14/02
14. 345, Chris Hakel vs. Delaware, 9/14/91
- 345, S. Yagiello vs. Norfolk St., 9/14/85
16. 339, M. Cook vs. Hampton, 10/31/98
17. 329, C. Garrity vs. Richmond, 11/21/81
18. 326, D. Corley vs. Delaware, 9/28/02
19. 325, M. Cook vs. VMI, 9/14/96
- 325, C. Hakel at Virginia, 9/29/90

Top Rushing Performances

1. 257, Phil Mosser at Ohio Wes., 10/3/70
2. 219, Derek Fitzgerald vs. Penn., 10/14/95
3. 201, Alvin Porch at UConn., 10/18/97
- 4. 198, Jon Smith at UNH, 10/19/02**
5. 189, D. Fitzgerald at NU, 9/16/95
- 189, D. Fitzgerald vs. Villanova, 10/23/93
7. 186, A. Porch vs. Boston, 9/27/97
8. 183, A. Porch vs. Delaware, 11/2/96
9. 181, Robert Green at Navy, 9/21/91
10. 180, R. Green at Citadel, 9/8/90
11. 177, Tyrone Shelton vs. ETSU, 11/4/89
- 177, Hameen Ali vs. Delaware, 10/10/98
13. 173, A. Porch vs. Richmond, 11/15/97
14. 172, Bill Bowman vs. WFU, 9/19/53
15. 171, Jim Kruijs vs. Navy, 10/16/76
16. 170, Troy Keen at Furman, 9/17/94
17. 165, R. Green vs. VMI, 10/13/90
18. 164, T. Shelton at Furman, 11/3/90
- 164, Keith Fimian vs. Virginia, 9/18/76
20. 159, A. Porch vs. JMU, 10/11/97

Top Receiving Performances

1. 240, David Conklin at VMI, 9/13/97
2. 226, Mike Sutton at Marshall, 11/5/83
- 3. 221, Dom. Thompson at LU, 10/9/04**
4. 211, Kurt Wrigley vs. UR, 11/21/81
5. 198, Ron Gilliam vs. JMU, 9/28/85
6. 195, Chris Rosier at UConn., 10/18/97
7. 194, Rich Musinski vs. Delaware, 9/28/02
8. 191, R. Musinski at URI, 10/25/03
9. 184, C. Rosier at URI, 10/7/00
10. 183, Glenn Bodnar at Colgate, 11/10/84
11. 182, Dave Szydlik vs. JMU, 9/28/85
12. 168, C. Rosier at JMU, 10/28/00
13. 164, R. Musinski vs. UNH, 9/29/01
14. 162, D. Conklin vs. UConn., 11/14/98
15. 161, R. Musinski at UMass, 9/1/01
16. 158, Harry Mehre vs. Lehigh, 9/17/88
17. 157, Corey Ludwig at Delaware, 9/11/93
- 157, Domin. Thompson vs. NU, 10/2/04**
19. 154, C. Ludwig at Lehigh, 11/2/1991
20. 152, D. Conklin at N. Iowa, 12/7/96*

Most 200-yard Passing Games

- | | | |
|-----|-------------------------|---------------------|
| 1. | 31 David Corley | 1998-2002 |
| 2. | 24 Chris Hakel | 1987-1991 |
| 3. | 22 Mike Cook | 1994-1998 |
| 4. | 20 Stan Yagiello | 1982-1985 |
| 5. | 13 Shawn Knight | 1990-1994 |
| 6. | 10 Lang Campbell | 2001-present |
| 7. | 7 Kenny Lambiotte | 1985-1986 |
| | 7 David Murphy | 1981-1983 |
| 9. | 6 Craig Argo | 1986-1989 |
| 10. | 4 Chris Garrity | 1979-1981 |

Most 100-yard Rushing Games

- | | | |
|-----|-----------------------|---------------------|
| 1. | 19 Derek Fitzgerald | 1991-1995 |
| 2. | 15 Robert Green | 1988-1991 |
| 3. | 14 Alvin Porch | 1993-1997 |
| 4. | 11 Jim Kruijs | 1975-1977 |
| 5. | 10 Troy Keen | 1992-1995 |
| 6. | 9 Tyrone Shelton | 1987-1990 |
| 7. | 7 Michael Clemons | 1983-1986 |
| 8. | 5 Hameen Ali, III | 1996-2000 |
| 9. | 4 Jon Smith | 2000-present |
| | 4 Komlan Lonegran | 1998-2001 |
| 11. | 3 Delmus Coley | 2003-present |

Most 100-yard Receiving Games

- | | | |
|-----|------------------|-----------|
| 1. | 21 Rich Musinski | 1999-2003 |
| 2. | 12 David Conklin | 1995-1999 |
| 3. | 8 Chris Rosier | 1996-2000 |
| | 8 Mark Compher | 1987-1990 |
| 5. | 7 Josh Whipple | 1992-1996 |
| 6. | 6 Ron Gilliam | 1983-1985 |
| | 6 Corey Ludwig | 1989-1993 |
| 8. | 5 Terry Hammons | 1991-1995 |
| | 5 Mike Sutton | 1981-1983 |
| 10. | 4 Harry Mehre | 1985-1988 |
| | 4 Jeff Sanders | 1982-1984 |
| | 4 Dave Szydlik | 1984-1987 |
| | 4 Mike Tomlin | 1990-1994 |
| | 4 Kurt Wrigley | 1980-1982 |

WILLIAM AND MARY SEASON PERFORMANCES

Top Passing Performances

1. 378 Lang Campbell vs. NU Oct. 2
2. 368 Lang Campbell vs. LU Oct. 9
3. 322 Lang Campbell vs. UNC Sept. 4
4. 160 Lang Campbell vs. VMI Sept. 25
5. 148 Lang Campbell vs. UNH Sept. 18

Top Rushing Performances

1. 63 Jon Smith, vs. UNH Sept. 18
2. 52 Jon Smith, vs. VMI Sept. 25
3. 51 Jon Smith vs. LU Oct. 9
4. 45 Elijah Brooks vs. UNC Sept. 4
- 45 Elijah Brooks vs. NU Oct. 2
6. 42 Lang Campbell vs. UNH Sept. 18
7. 41 Jon Smith vs. NU Oct. 2
8. 38 Trevor McLaurin vs. VMI Sept. 25
9. 35 Lang Cambell vs. UNC Sept. 4
10. 34 Elijah Brooks vs. LU Oct. 9

Top Receiving Performances

1. 221 Dom. Thompson vs. LU Oct. 9
2. 157 Dom. Thompson vs. NU Oct. 2
3. 112 Josh Lustig vs. UNC Sept. 4
4. 111 Joe Nicholas vs. NU Oct. 2
5. 83 Dom. Thompson vs. UNC Sept. 4
6. 66 Dom. Thompson vs. VMI Sept. 25
7. 55 Dom. Thompson vs. UNH Sept. 18
- 55 Matt Trinkle vs. NU Oct. 2
9. 51 Josh Lustig vs. UNH Sept. 18
10. 48 Joe Nicholas vs. UNC Sept. 4

200-yard Passing Games

Lang Campbell 3

100-yard Rushing Games

100-yard Receiving Games

Dominique Thompson 2
 Joe Nicholas 1
 Josh Lustig 1

2004 WILLIAM AND MARY SCORING DRIVES/PLAYS

Opponent	Obtained	Plays	Yards	TOP	Result	Quarter	Play
North Carolina	Fumble	3	62	0:58	TD	First	Lustig 46-yard pass from Campbell
North Carolina	Kickoff	12	73	5:56	TD	First	Campbell 5-yard run
North Carolina	Fumble	4	4	1:40	TD	Second	Campbell 1-yard run
North Carolina	Interception	4	-2	1:37	FG	Second	Kuehn 21-yard field goal
North Carolina	Kickoff	10	80	4:22	TD	Third	Smith 2-yard run
North Carolina	Punt	8	88	1:34	TD	Fourth	Thompson 6-yard pass from Campbell
New Hampshire	Missed FG	13	67	5:12	FG	Second	Kuehn 27-yard field goal
New Hampshire	Punt	8	28	4:20	FG	Third	Kuehn 35-yard field goal
New Hampshire	Punt	10	64	4:34	FG	Fourth	Kuehn 21-yard field goal
VMI	Punt	10	63	4:00	TD	Second	Smith 2-yard run
VMI	Fumble	6	31	1:59	TD	Second	Brooks 6-yard run
VMI	Interception	2	34	0:34	TD	Second	Thompson 13-yard pass from Campbell
VMI	Interception	3	30	1:00	TD	Second	Nicholas 27-yard pass from Campbell
VMI	Kickoff	10	57	5:37	TD	Third	Smith 4-yard run
VMI	Punt	11	84	5:41	TD	Fourth	Taylor 4-yard pass from Potts
Northeastern	Punt	8	34	4:12	TD	First	Campbell 2-yard run
Northeastern	Kickoff	6	71	1:26	TD	Second	Campbell 2-yard run
Northeastern	Kickoff	8	72	3:54	TD	Third	Brooks 4-yard run
Northeastern	Kickoff	8	65	3:30	FG	Third	Kuehn 30-yard field goal
Northeastern	Missed FG	10	74	4:54	FG	Fourth	Kuehn 28-yard field goal
Northeastern	Interception	3	80	0:50	TD	Fourth	Thompson 77-yard pass from Campbell
Northeastern	Missed FG	6	14	----	FG	Overtime	Kuehn 28-yard field goal
Liberty	Punt	10	80	3:23	FG	First	Kuehn 22-yard field goal
Liberty	Kickoff	11	84	3:58	TD	First	Brooks 1-yard run
Liberty	Punt	8	53	2:51	TD	Second	Campbell 1-yard run
Liberty	Fumble	10	46	4:52	FG	Second	Kuehn 20-yard field goal
Liberty	Kickoff	7	64	3:01	TD	Third	Smith 1-yard run
Liberty	Punt	6	47	1:43	FG	Third	Kuehn 28-yard field goal
Liberty	Interception	3	9	1:29	TD	Fourth	Smith 1-yard run



Senior wide receiver Dominique Thompson goes 77 yards for a touchdown against Northeastern on Oct. 2. He set a career-high with 157 receiving yards against the Huskies, only to top that performance a week later with 221 yards at Liberty on Saturday. His performance against the Flames ranks as the third-best single-game effort in W&M history. He now owns the school record for yards in consecutive games with 376.

TRIBE FOOTBALL
HONOR ROLL

A-10 Offensive Player of the Week

Lang Campbell, Sr., QB - Sept. 5

I-AA.org Weekly All-Star

Lang Campbell, Sept. 5

Don Hansen National Offensive

Co-Player of the Week

Lang Campbell, Sept. 5

A-10 Special Teams Player of the Week

Greg Kuehn, Sept. 19

Greg Kuehn, Oct. 3

Atlantic 10 Preseason Honors

First Team Offense:

Lang Campbell, QB

Adam Bratton, TE

First Team Defense:

Travis McLaurin, LB

Second Team Specialists:

Michael Mesi, P

Greg Kuehn, PK

I-AA.org Preseason Honors

Honorable Mention All-America:

Lang Campbell, QB



Sophomore tight end Matt Trinkle hauls in this catch against Northeastern on Oct. 2. Trinkle made his second start of the season Saturday at Liberty and pulled in one catch for 34 yards.

WILLIAM AND MARY IN THE "RED-ZONE"

Opponent	WM In Red Zone	WM TDs	WM FGs	WM FGs Missed	WM No Score	WM RZ Score %
North Carolina	5	4	1	0	0	100.0
New Hampshire	3	0	3	0	0	100.0
VMI	5	5	0	0	0	100.0
Northeastern	6	3	3	0	0	100.0
Liberty	7	4	3	0	0	100.0
Rhode Island						
Delaware						
Towson						
Villanova						
James Madison						
Richmond						
SEASON	26	16	10	0	0	100.0

Opponents in the Red-Zone

Opponent	Opp. In Red Zone	Opp. TDs	Opp. FGs	Opp. FGs Missed	Opp. No Score	Opp. RZ Score %
North Carolina	6	6	0	0	0	100.0
New Hampshire	2	1	0	1	1	.500
VMI	2	0	1	0	1	.500
Northeastern	6	4	0	1	1	.667
Liberty	2	2	0	0	0	100.0
Rhode Island						
Delaware						
Towson						
Villanova						
James Madison						
Richmond						
SEASON	18	13	1	2	3	.778

2004 WILLIAM AND MARY GAME-BY-GAME RESULTS

UNC 49, W&M 38

CHAPEL HILL, NC (9/4/04) -- Despite career days from **Lang Campbell** and **Josh Lustig** and four first-half turnovers, the Tar Heels used three fourth-quarter TDs from Ronnie McGill to rally past the Tribe, 49-38, at Kenan Stadium.

Campbell had the Division I-A North Carolina defense on its "heels" most of the afternoon, throwing for a career-high 322 yards and two TDs, including a 46-yard strike to Lustig to open the scoring. Lustig hauled in a career-best 112 yards on six catches. Campbell added a pair of rushing TDs in the first half and **Greg Kuehn** booted a 21-yard FG as time expired, as the Tribe built a 10-point halftime lead.

Stephen Cason and **Alan Wheeling** each forced a fumble in the first half, **Travis McLaurin** recovered two fumbles in the first half, including one he returned 33 yards and **Wade Harrell** returned his third-career interception 37 yards to set up Kuehn's FG, as W&M forced four turnovers in a game for the first time since 2002 (IU). **James Miller**, who also recovered a fumble, led the Tribe with 15 tackles.

Dominique Thompson, a NC native, caught six passes for 83 yards and a TD, while **Jon Smith** added a 2-yard TD run.

	1	2	3	4	Final
William and Mary	14	10	7	7	38
North Carolina	7	7	14	21	49

Scoring Summary

Qtr	Team	Score	Time
1st	W&M	Lustig 46 pass from Campbell (Kuehn kick)	12:29
	UNC	Lewis 12 run (Barth kick)	6:46
	W&M	Campbell 5 run (Kuehn kick)	0:50
2nd	UNC	Scott 8 run (Barth kick)	13:07
	W&M	Campbell 1 run (Kuehn kick)	7:35
	W&M	FG Kuehn 21	0:00
3rd	UNC	Bowman 19 pass from Durant (Barth kick)	11:49
	W&M	Smith 2 run (Kuehn kick)	7:27
	UNC	Mitchell 29 pass from Durant (Barth kick)	1:50
4th	UNC	McGill 4 run (Barth kick)	13:32
	UNC	McGill 10 run (Barth kick)	11:05
	UNC	McGill 7 run (Barth kick)	6:57
	W&M	Thompson 6 pass from Campbell (Kuehn kick)	0:00

	W&M	UNC
First Downs	21	23
Rushes - Yards	31-120	45-341
Att-Cmp-Int	41-23-0	24-14-1
Pass Yards	322	234
Total Offense	442	575
Total Plays	72	69
Fumbles - Lost	0-0	3-3
3rd Down Conv.	5-16	10-12
Penalties - Yards	5-45	3-20
Sacks by - Yards	1-1	0-0
Time of Possession	31:41	28:19

Rushing

W&M: Brooks 9-45, Campbell 6-35 (2 TD), Smith 9-24 (TD), Thompson 1-13, Parrott 1-4, McLaurin 5-1.
 UNC: McGill 13-137 (3 TD), Lewis 15-125 (TD), Scott 11-76 (TD), Durant 6-13.

Passing

W&M: Campbell 23-41-0 322 (2 TD).
 UNC: Durant 14-24-1 234 (2 TD)

Receiving

W&M: Lustig 6-112 (TD), Thompson 6-83 (TD), Nicholas 4-48, Pitts 2-28, Bratton 1-18, McLaurin 1-12, Brooks 1-10, Trinkle 1-6, Parrott 1-5.
 UNC: Bowman 6-61 (TD), Phillips 3-65, Holley 2-35, Pollock 1-38, Mitchell 1-29 (TD), Hedgecock 1-6.

Defense

W&M: Miller 15 (8 solo, FR, BrUp), Tra. McLaurin 7 (2 FR), Cason 6 (FF, PBU), Nickell 6 (2 TFL), O'Connor 3 (0.5 sack, 2 QBH), Watson 3 (0.5 sack), Harrell (INT).

Attendance: 43,500

W&M 9, #10 UNH 7

DURHAM, NH (9/18/04) - All-conference kicker **Greg Kuehn** connected on field goals of 27, 35 and 21 yards and the Tribe defense held the Wildcats' high-powered offense in check, as W&M won its conference-opener, 9-7, over 10th-ranked New Hampshire at rained-soaked Cowell Stadium.

Playing in heavy rains from the remnants of Hurricane Ivan, W&M held UNH to 226 offensive yards, nearly 150 below its average, after yielding 575 yard to North Carolina two weeks prior. It was the fewest yards allowed by a W&M defense since yielding 141 to Massachusetts in the 2001 season-opener.

All-American candidate **Lang Campbell** and the Tribe offense were efficient in the treacherous conditions, as Campbell threw for 148 yards on 11 for 23 passing and ran for 42 yards on 14 attempts. With 148 passing yards, he moved into 10th place on the W&M career passing list. Senior Jon Smith churned out 63 yards on 23 carries.

Kuehn kicked three field goals for the fourth time in his career, with the last coming in a win over Rhode Island on Oct. 25, 2003.

Chris Ndubueze paced the defense with a career-high 16 tackles, including 10 solo stops. Junior **Larry Pendleton** tallied seven tackles and a sack, while sophomore **Josh Wright**, who made his first career start, also recorded a sack.

The win gave W&M its first victory over a ranked opponent since knocking off 15th-ranked Northeastern in Williamsburg on Oct. 26, 2002.

	1	2	3	4	Final
William and Mary	0	3	6	0	9
#10 New Hampshire	7	0	0	0	7

Scoring Summary

Qtr	Team	Score	Time
1st	UNH	Harvey 1 run (McCormack kick)	5:48
2nd	W&M	FG Kuehn 27	0:00
3rd	W&M	FG Kuehn 35	9:41
	W&M	FG Kuehn 21	3:06

	W&M	UNH
First Downs	13	13
Rushes - Yards	48-123	42-123
Att-Cmp-Int	23-11-0	21-12-0
Pass Yards	148	103
Total Offense	271	226
Total Plays	71	63
Fumbles - Lost	2-1	1-0
3rd Down Conv.	5-16	5-16
Penalties - Yards	6-50	2-25
Sacks by - Yards	2-17	4-18
Time of Possession	35:13	24:47

Rushing

W&M: Smith 23-63, Campbell 14-42, Brooks 4-10, McLaurin 3-9, Parrott 1-2, Thompson 1(-1).
 UNH: Harvey 28-75 (TD), Santos 9-35, McCoy 3-12, Bailey 2-1.

Passing

W&M: Campbell 23-11-0 148.
 UNH: Santos 21-12-0 103.

Receiving

W&M: Thompson 3-55, Lustig 3-51, Pitts 2-20, Nicholas 1-9, Brooks 1-8, Trinkle 1-5.
 UNH: Kreider 4-27, Williams 3-38, Diner 2-21, Ball 1-9, Bailey 1-5, Harvey 1-3.

Defense

W&M: Ndubueze 16 (10 solo), Miller 9 (5 solo), McLaurin 8 (4 solo, TFL), Riley 7 (TFL), McCarthy 7 (TFL), Pendleton 7 (sack), Kelly 5 (TFL), Wright 4 (sack).
 Attendance: 3,512

W&M 42, VMI 6

WILLIAMSBURG (9/25/04) - All-American candidate **Lang Campbell** threw for 137 yards and a pair of touchdowns in the first half to surpass the 3,000-yard mark for his career, as W&M used four second-quarter touchdowns and another outstanding defensive effort to knock off state-rival VMI, 42-6, in front of 8,101 fans at Zable Stadium.

Playing on his 23rd birthday, Campbell went over the 3,000-yard plateau in the first quarter and went on to complete 11-of-15 passes for 160 yards to move into ninth place (3,136) on the College's career passing yards lists. With two TD passes, Campbell also moved into eighth place (28) on the career list at W&M.

The Tribe defense forced four turnovers for the second time this season (UNC) and held the Keydets to 197 total yards, the first time a W&M defense surrendered fewer than 200 total yards since a season-opening win at UMass in 2001 (146). Dating back to a 9-7 win at UNH on Sept. 18, W&M has not allowed a touchdown for over seven consecutive quarters, a feat that has not been accomplished since 1995.

Sophomore linebacker **Ryan Nickell** recorded interceptions on consecutive VMI offensive plays from scrimmage, while all-conference linebacker **Travis McLaurin** and **Chris Ndubueze** each had six tackles and defensive end **Adam O'Connor** recorded five stops, a sack and three quarterback hurries.

Senior tailback **Jon Smith** led the Tribe ground game with 52 yards and two TDs, as he inched closer to 2,000 rushing yards for his career (1,899).

	1	2	3	4	Final
VMI	0	6	0	0	6
William & Mary	0	28	7	7	42

Scoring Summary

Qtr	Team	Score	Time
2nd	W&M	Smith 2 run (Kuehn kick)	14:56
	W&M	Brooks 6 run (Kuehn kick)	12:42
	VMI	FG Way 28	7:35
	W&M	Thompson 13 pass from Campbell (Kuehn kick)	3:58
	W&M	Nicholas 27 pass from Campbell (Kuehn kick)	2:52
	VMI	FG Way 39	0:42
3rd	W&M	Smith 1 run (Kuehn kick)	9:23
4th	W&M	Taylor 4 pass from Potts (Kuehn kick)	6:20

	W&M	VMI
First Downs	19	15
Rushes - Yards	45-98	31-49
Att-Cmp-Int	23-15-0	39-19-3
Pass Yards	207	148
Total Offense	305	197
Total Plays	68	70
Fumbles - Lost	1-1	2-1
3rd Down Conv.	8-14	3-17
Penalties - Yards	6-56	8-66
Sacks by - Yards	2-22	3-22
Time of Possession	33:10	26:50

Rushing

W&M: Smith 15-52 (2 TD), McLaurin 8-38, Brooks 12-28 (TD), Parrott 2-7, Campbell 4-5, Potts 1-5, Thompson 1-15.

VMI: Hollingsworth 10-19, Mizzer 9-14, Jackson 4-12, Lyles 2-8, Poldiak 5-3.

Passing

W&M: Campbell 15-11-0 160 (2 TD), Potts 8-4-0 47 (TD).
 VMI: Lyles 24-9-3 64, Poldiak 15-10-0 84.

Receiving

W&M: Thompson 4-66 (TD), 2-47 (TD), Davis 2-40, Pitts 2-29, McLaurin 2-6, Parrott 1-13, Taylor 1-4 (TD), Brooks 1-2.
 VMI: Burden 5-57, Jackson 4-25, Gilliland 2-22, Monteleone 2-15.

Defense

W&M: McLaurin 6 (4 solo, TFL), Ndubueze 6 (3 solo), O'Connor 5 (sack, FF, 3 QBH), Cason 3 (TFL), Muldrow 3 (5 TFL), Weston, 2 (sack, 2 TFL, FR), Nickell 2 (2 INT), Miller 2 (INT, PBU), Williamson 1 (.5 TFL).

Attendance: 8,101

2004 WILLIAM AND MARY GAME-BY-GAME RESULTS

W&M 38, #16 NU 35 (OT)

WILLIAMSBURG (10/2/04) - Powered by a career-best 378-yard passing performance by All-American candidate **Lang Campbell**, the College pulled off a thrilling 38-35 overtime victory over 16th-ranked Northeastern at Zable Stadium.

The decisive points came off the foot of all-conference kicker **Greg Kuehn**, who nailed a 28-yard FG in the first overtime period. He ended the afternoon converting three of his four FG opportunities.

After the Tribe scored on a 77-yard TD pass from Campbell to **Dominique Thompson** with 2:34 remaining in the fourth quarter, and also got the two-point conversion on a pass to redshirt freshman receiver **Joe Nicholas**, W&M had a 35-28 lead. But, NU quarterback Shawn Brady's third TD pass tied the game with 42 seconds remaining and forced OT.

W&M won the toss and elected to play defense first. On the Huskies' first snap, junior **Adam O'Connor** sacked Brady, and NU eventually missed a 53-yard FG attempt. On the Tribe's OT possession, Nicholas caught a key first-down pass from Campbell on third-and-long, and two plays later Kuehn drilled the game-winner.

Campbell ended the day 22 of 36 for 378 yards, including the score to Thompson. He also ran for a pair of TDs. The 378 passing yards ranks as the eighth-best single-game performance in W&M history, and it was his second game over 300 yards in four games this season.

Thompson led the Tribe with a career-high 157 yards on five grabs, while Nicholas hauled in a career-best 111 yards on six catches.

	1	2	3	4	OT	Final
#16 Northeastern	0	14	14	7	0	35
William & Mary	7	7	10	11	3	38

Scoring Summary

Qtr	Team	Score	Time
1st	W&M	Campbell 2 run (Kuehn kick)	4:27
2nd	NU	Parks 27 pass from Brady (Kescic kick)	8:19
	NU	Parks 23 pass from Brady (Kescic kick)	1:53
	W&M	Campbell 2 run (Kuehn kick)	0:27
3rd	W&M	Brooks 4 run (Kuehn kick)	11:06
	NU	West 2 run (Kescic kick)	8:54
	W&M	FG Kuehn 30	5:24
	NU	Murray 1 run (Kescic kick)	2:57
4th	W&M	FG Kuehn 28	6:57
	W&M	Thompson 77 pass from Campbell (Kuehn kick)	2:34
	NU	Mitchell 3 pass from Brady (Kescic kick)	0:42
OT	W&M	FG Kuehn 28	

	W&M	NU
First Downs	20	20
Rushes - Yards	33-96	35-90
Att-Cmp-Int	36-22-1	33-18-1
Pass Yards	378	301
Total Offense	474	391
Total Plays	69	68
Fumbles - Lost	0-0	1-0
3rd Down Conv.	6-14	8-16
Penalties - Yards	3-35	5-57
Sacks by - Yards	1-10	1-11
Time of Possession	31:46	28:14

Rushing

W&M: Brooks 11-45 (TD), Smith 12-41, Campbell 8-9 (2 TD), Parrott 1-2.
 NU: West 12-48 (TD), Murray 13-37 (TD), Gyles 7-15, Brady 2--9.

Passing

W&M: Campbell 36-22-1 378 (TD).
 NU: Brady 33-18-1 301 (3 TD).

Receiving

W&M: Nicholas 6-111, Thompson 5-157 (TD), Trinkle 3-55, Smith 3-14, Brooks 2-31, Davis 1-5, Pitts 1-4, Bratton 1-1.
 NU: Parks 7-170 (2 TD), Mitchell 6-86 (TD), Graham 1-14.

Defense

W&M: O'Connor 8 (1.0 sack, 1.5 TFL), Ndubueze 8 (3 solo, .5 TFL), McLaurin 7 (5 solo), Wheeling 7 (5 solo), Wright 5 (3 solo, 1.5 TFL), Cason 4 (2 solo, 1.0 TFL, PBU), Miller 4 (INT, 2 PBU), Shaw 3 (.5 TFL).

Attendance: 8,267

#18 W&M 37, LU 17

LYNCHBURG, VA (10/9/04) - Senior All-American candidate **Lang Campbell** threw for 368 yards, including 221 to senior wide receiver **Dominique Thompson**, as the 18th-ranked College of William and Mary defeated Liberty, 37-17.

In the first-ever meeting between the schools, Campbell completed 19-of-30 passes to surpass the 300-yard mark for the second time in as many games and the third time this season. Thompson pulled in a career-high 10 catches for a personal-best 221 yards, which ranks as the third-best single-game performance in W&M history behind only David Conklin's 240-yard performance against VMI on Sept. 13, 1997, and Mike Sutton's 226-yard effort at Marshall on Nov. 5, 1983. The College piled up a season-high 498 total yards of offense to the Flames' 264.

Senior **Jon Smith** carried 19 times for 51 yards and a pair of TDs, while Campbell and sophomore **Elijah Brooks** each added a score on the ground, as W&M recorded a season-high four rushing TDs.

Junior cornerback **Stephen Cason** had an outstanding game to pace the defense, sharing team-high honors with eight total tackles, in addition to 1.5 sacks, three pass breakups and 2.5 total tackles for loss. The Tribe defense recorded a season-high seven sacks, led by **Jonas Watson** with two. All-conference candidate **Adam O'Connor** registered 1.5 sacks to bring his team-leading total to 4.5.

The win gave W&M its fourth consecutive victory and eighth-straight win over a Division I-AA opponent, dating back to the 2003 season.

	1	2	3	4	Final
#18 William & Mary	10	10	10	7	37
Liberty	3	0	7	7	17

Scoring Summary

Qtr	Team	Score	Time
1st	W&M	FG Kuehn 22	8:53
	LU	FG Kolegue 41	5:24
	W&M	Brooks 1 run (Kuehn kick)	1:20
2nd	W&M	Campbell 1 run (Kuehn kick)	11:57
	W&M	FG Kuehn 20	2:56
3rd	W&M	Smith 1 run (Kuehn kick)	11:51
	LU	Gado 2 run (Kolegue kick)	8:48
	W&M	FG Kuehn 28	2:37
4th	W&M	Smith 1 run (Kuehn kick)	3:23
	LU	Hamilton 1 run (Kolegue kick)	0:18

	W&M	LU
First Downs	18	17
Rushes - Yards	43-130	33-61
Att-Cmp-Int	30-19-0	35-18-1
Pass Yards	368	203
Total Offense	498	264
Total Plays	73	68
Fumbles - Lost	1-1	2-1
3rd Down Conv.	9-18	3-15
Penalties - Yards	10-90	3-20
Sacks by - Yards	7-46	0-0
Time of Possession	30:55	28:47

Rushing

W&M: Smith 19-51 (2 TD), Brooks 14-34 (TD), Campbell 8-32 (TD), Nicholas 1-15.
 LU: Gado 20-97 (TD), Johnson 2-8, Hamilton 1-1 (TD), Troth 9--45.

Passing

W&M: Campbell 30-19-0 368.
 LU: Troth 23-11-1 124, Johnson 11-7-0 79, Hamilton 1-0-0.

Receiving

W&M: Thompson 10-221, Pitts 3-46, Smith 2-29, Trinkle 1-34, Troester 1-28, Taylor 1-6, Brooks 1-4.
 LU: Williams 6-94, Hamilton 3-15, Jackson 2-34, Cline 2-21, Gado 2-10, Turner 1-17, Luck 1-8, Grigsby 1-4.

Defense

W&M: Cason 8 (7 solo, 1.5 sack, 2.5 TFL, 3 PBU), McLaurin 8 (FR), Miller 7 (INT), McCarthy 6 (TFL, FF, .5 sack), Nickell 6 (sack, 1.5 TFL), O'Connor 5 (1.5 sack, 2 TFL), Watson 4 (2 sack, 2.5 TFL), Williamson 3 (.5 sack, .5 TFL).

Attendance: 9,603

QUARTERBACK CLUB PLAYERS OF THE WEEK

For the Week of Oct. 9, vs. Liberty

OFFENSE


D. THOMPSON, SR., WR



Thompson pulled in a career-high 10 catches for a career-best 221 yards, which also ranks as the third-best, single-game performance in W&M history. Eight of his catches went for first downs, including a 55-yarder on the Tribe's second play from scrimmage.

DEFENSE

STEPHEN CASON, JR., CB



Cason shared team-high honors with eight total tackles, including 2.5 for a loss and 1.5 sacks. He also broke up three passes and returned two kickoffs for a total of 45 yards.

SPECIAL TEAMS

TONY VIOLA, RE., RB



Viola was an integral part of the Tribe's outstanding kick coverage, recording three total tackles, including two solo stops on kick coverage. W&M held LU to 62 yards on six kickoff returns.

Previous Winners:

North Carolina - Sept. 4
Lang Campbell, Sr., Quarterback
23-41-0, 322 yds, 2 TD; 6 att., 35 yds, 2 TD

New Hampshire - Sept. 18
Cody Morris, So., Lineman

VMI - Sept. 25
Jon Smith, Sr., Tailback
15 carries, 52 yards, 2 TD

Northeastern - Oct. 2
Lang Campbell, Sr., QB
22-36, career-high 378 yards, TD; 2 rush TDs

Previous Winners:

North Carolina - Sept. 4
James Miller, Jr., S
15 TT, 8 UT, FR, BrUP

New Hampshire - Sept. 18
Chris Ndubueze, Jr., LB
16 total tackles, 10 solo

VMI - Sept. 25
Ryan Nickell, So., LB
2 total tackles, 2 INT

Northeastern - Oct. 2
Adam O'Connor, Jr., DE
8 total tackles, 1.0 sack

Previous Winners:

North Carolina - Sept. 4
Josh Lusitg, Sr. WR/KR
6 ret., 135 yds, 22.5 avg; 6 rec., 112 yds, TD

New Hampshire - Sept. 18
Greg Kuehn, Jr., PK
27, 35, and 21-yard FGs in 9-7 win

VMI - Sept. 25
Mike Mesi, Sr., P
6 punts, 264 yards, 44.0 avg., 64 long

Northeastern - Oct. 2
Greg Kuehn, Jr., PK
3-4 FG (30, 28, 28) including GW in OT

2004 William and Mary Football
William & Mary Combined Team Statistics (as of Oct 12, 2004)
All games

RECORD:	OVERALL	HOME	AWAY	NEUTRAL
ALL GAMES.....	(4-1-0)	(2-0-0)	(2-1-0)	(0-0-0)
CONFERENCE.....	(2-0-0)	(1-0-0)	(1-0-0)	(0-0-0)
NON-CONFERENCE.....	(2-1-0)	(1-0-0)	(1-1-0)	(0-0-0)

DATE	OPPONENT	W/L	SCORE	ATTEND
Sep 04, 2004	at North Carolina	L	38-49	43500
*Sep 18, 2004	at #10 New Hampshire	W	9-7	3512
Sep 25, 2004	VMI	W	42-6	8101
*Oct 2, 2004	#16 NORTHEASTERN	W OT	38-35	8267
Oct 09, 2004	at Liberty	W	37-17	9603

* denotes conference game

RUSHING	GP	Att	Gain	Loss	Net	Avg	TD	Long	Avg/G
Jon Smith	5	78	248	19	229	2.9	5	11	45.8
Elijah Brooks	5	50	173	11	162	3.2	3	18	32.4
Lang Campbell	5	40	161	48	113	2.8	5	21	22.6
Trevor McLaurin	3	16	50	2	48	3.0	0	13	16.0
Levince Parrott	5	5	15	0	15	3.0	0	7	3.0
Joe Nicholas	5	1	15	0	15	15.0	0	15	3.0
Domin. Thompson	5	3	13	16	-3	-1.0	0	13	-0.6
Michael Potts	1	1	0	5	-5	-5.0	0	0	-5.0
Team	5	6	0	7	-7	-1.2	0	0	-1.4
Total.....	5	200	675	108	567	2.8	13	21	113.4
Opponents.....	5	186	820	156	664	3.6	10	49	132.8

PASSING	GP	Effic	Att-Cmp-Int	Pct	Yds	TD	Lng	Avg/G
Lang Campbell	5	149.02	145-86-1	59.3	1376	5	77	275.2
Michael Potts	1	140.60	8-4-0	50.0	47	1	32	47.0
Total.....	5	148.58	153-90-1	58.8	1423	6	77	284.6
Opponents.....	5	110.91	152-81-6	53.3	989	5	38	197.8

RECEIVING	GP	No.	Yds	Avg	TD	Long	Avg/G
Domin. Thompson	5	28	582	20.8	3	77	116.4
Joe Nicholas	5	13	215	16.5	1	38	43.0
John Pitts	5	10	127	12.7	0	25	25.4
Josh Lustig	2	9	163	18.1	1	46	81.5
Matt Trinkle	5	6	100	16.7	0	34	20.0
Elijah Brooks	5	6	55	9.2	0	25	11.0
Jon Smith	5	5	43	8.6	0	20	8.6
Corey Davis	3	3	45	15.0	0	32	15.0
Trevor McLaurin	3	3	18	6.0	0	12	6.0
Adam Bratton	4	2	19	9.5	0	18	4.8
Levince Parrott	5	2	18	9.0	0	13	3.6
John Taylor	4	2	10	5.0	1	6	2.5
Jordan Troester	2	1	28	28.0	0	28	14.0
Total.....	5	90	1423	15.8	6	77	284.6
Opponents.....	5	81	989	12.2	5	38	197.8

FIELD GOALS	FGM-FGA	Pct	01-19	20-29	30-39	40-49	50-99	Lg	Blk
Greg Kuehn	10-12	83.3	0-0	8-8	2-2	0-1	0-1	35	0

SCORING	TD	FGs	PATs				DXP	Saf	Points
			Kick	Rush	Rev	Pass			
Greg Kuehn	0	10-12	18-18	0-0	0	0-0	0	0	48
Lang Campbell	5	0-0	0-0	0-0	0	1-1	0	0	30
Jon Smith	5	0-0	0-0	0-0	0	0-0	0	0	30
Elijah Brooks	3	0-0	0-0	0-0	0	0-0	0	0	18
Domin. Thompson	3	0-0	0-0	0-0	0	0-0	0	0	18
Joe Nicholas	1	0-0	0-0	0-0	1	0-0	0	0	8
Josh Lustig	1	0-0	0-0	0-0	0	0-0	0	0	6
John Taylor	1	0-0	0-0	0-0	0	0-0	0	0	6
Total.....	19	10-12	18-18	0-0	1	1-1	0	0	164
Opponents.....	15	3-8	15-15	0-0	0	0-0	0	0	114

SCORE BY QUARTERS	1st	2nd	3rd	4th	OT	Total
William & Mary.....	31	58	40	32	3	164
Opponents.....	17	27	35	35	0	114

TOTAL OFFENSE G Plays Rush Pass Total Avg/G

TEAM STATISTICS	WM	OPP
FIRST DOWNS.....	91	88
Rushing.....	27	36
Passing.....	61	44
Penalty.....	3	8
RUSHING YARDAGE.....	567	664
Yards gained rushing...	675	820
Yards lost rushing....	108	156
Rushing Attempts.....	200	186
Average Per Rush.....	2.8	3.6
Average Per Game.....	113.4	132.8
Tds Rushing.....	13	10
PASSING YARDAGE.....	1423	989
Att-Comp-Int.....	153-90-1	152-81-6
Average Per Pass.....	9.3	6.5
Average Per Catch.....	15.8	12.2
Average Per Game.....	284.6	197.8
Tds Passing.....	6	5
TOTAL OFFENSE.....	1990	1653
Total Plays.....	353	338
Average Per Play.....	5.6	4.9
Average Per Game.....	398.0	330.6
KICK RETURNS: #-YARDS....	20-434	24-348
PUNT RETURNS: #-YARDS....	11-57	18-104
INT RETURNS: #-YARDS....	6-107	1-0
FUMBLES-LOST.....	4-3	9-5
PENALTIES-YARDS.....	30-276	21-188
PUNTS-AVG.....	27-35.0	26-39.5
TIME OF POSSESSION/GAME..	32:37	27:23
3RD-DOWN CONVERSIONS.....	36/82	29/76
4TH-DOWN CONVERSIONS.....	6/6	4/8

INTERCEPTIONS	No.	Yds	Avg	TD	Long
James Miller	3	70	23.3	0	70
Ryan Nickell	2	0	0.0	0	0
Wade Harrell	1	37	37.0	0	37
Total.....	6	107	17.8	0	70
Opponents.....	1	0	0.0	0	0

PUNTING	No.	Yds	Avg	Long	TB	FC	I20	Blkd
Mike Mesi	25	943	37.7	64	0	3	3	1
Team	2	2	1.0	2	0	0	0	1
Total.....	27	945	35.0	64	0	3	3	2
Opponents.....	26	1027	39.5	62	0	5	7	0

PUNT RETURNS	No.	Yds	Avg	TD	Long
Jonathan Shaw	10	58	5.8	0	15
Josh Lustig	1	-1	-1.0	0	0
Total.....	11	57	5.2	0	15
Opponents.....	18	104	5.8	0	21

KICK RETURNS	No.	Yds	Avg	TD	Long
Stephen Cason	7	166	23.7	0	29
Josh Lustig	6	135	22.5	0	32
Domin. Thompson	6	105	17.5	0	23
Elijah Brooks	1	28	28.0	0	28
Total.....	20	434	21.7	0	32
Opponents.....	24	348	14.5	0	49

ALL PURPOSE	G	Rush	Rec	PR	KOR	IR	Tot	Avg/G
Domin. Thompson	5	-3	582	0	105	0	684	136.8
Josh Lustig	2	0	163	-1	135	0	297	148.5
Jon Smith	5	229	43	0	0	0	272	54.4
Elijah Brooks	5	162	55	0	28	0	245	49.0
Joe Nicholas	5	15	215	0	0	0	230	46.0
Total.....	5	567	1423	57	434	107	2588	517.6

2004 William and Mary Football
 William & Mary Overall Team Statistics (as of Oct 12, 2004)
 All games

TEAM STATISTICS	WM	OPP
SCORING.....	164	114
Points Per Game.....	32.8	22.8
FIRST DOWNS.....	91	88
Rushing.....	27	36
Passing.....	61	44
Penalty.....	3	8
RUSHING YARDAGE.....	567	664
Yards gained rushing.....	675	820
Yards lost rushing.....	108	156
Rushing Attempts.....	200	186
Average Per Rush.....	2.8	3.6
Average Per Game.....	113.4	132.8
TDs Rushing.....	13	10
PASSING YARDAGE.....	1423	989
Att-Comp-Int.....	153-90-1	152-81-6
Average Per Pass.....	9.3	6.5
Average Per Catch.....	15.8	12.2
Average Per Game.....	284.6	197.8
TDs Passing.....	6	5
TOTAL OFFENSE.....	1990	1653
Total Plays.....	353	338
Average Per Play.....	5.6	4.9
Average Per Game.....	398.0	330.6
KICK RETURNS: #-YARDS.....	20-434	24-348
PUNT RETURNS: #-YARDS.....	11-57	18-104
INT RETURNS: #-YARDS.....	6-107	1-0
KICK RETURN AVERAGE.....	21.7	14.5
PUNT RETURN AVERAGE.....	5.2	5.8
INT RETURN AVERAGE.....	17.8	0.0
FUMBLES-LOST.....	4-3	9-5
PENALTIES-YARDS.....	30-276	21-188
Average Per Game.....	55.2	37.6
PUNTS-YARDS.....	27-945	26-1027
Average Per Punt.....	35.0	39.5
Net punt average.....	31.1	37.3
TIME OF POSSESSION/GAME.....	32:37	27:23
3RD-DOWN CONVERSIONS.....	36/82	29/76
3rd-Down Pct.....	44%	38%
4TH-DOWN CONVERSIONS.....	6/6	4/8
4th-Down Pct.....	100%	50%
SACKS BY-YARDS.....	13-98	8-50
MISC YARDS.....	39	0
TOUCHDOWNS SCORED.....	19	15
FIELD GOALS-ATTEMPTS.....	10-12	3-8
PAT-ATTEMPTS.....	18-18	15-15
ATTENDANCE.....	16368	56615
Games/Avg Per Game.....	2/8184	3/18872
Neutral Site Games.....		0/0

SCORE BY QUARTERS	1st	2nd	3rd	4th	OT	Total
William & Mary.....	31	58	40	32	3	- 164
Opponents.....	17	27	35	35	0	- 114

2004 William and Mary Football
 William & Mary Overall Individual Statistics (as of Oct 12, 2004)
 All games

RUSHING	GP	Att	Gain	Loss	Net	Avg	TD	Long	Avg/G
Jon Smith	5	78	248	19	229	2.9	5	11	45.8
Elijah Brooks	5	50	173	11	162	3.2	3	18	32.4
Lang Campbell	5	40	161	48	113	2.8	5	21	22.6
Trevor McLaurin	3	16	50	2	48	3.0	0	13	16.0
Joe Nicholas	5	1	15	0	15	15.0	0	15	3.0
Levince Parrott	5	5	15	0	15	3.0	0	7	3.0
Domin. Thompson	5	3	13	16	-3	-1.0	0	13	-0.6
Michael Potts	1	1	0	5	-5	-5.0	0	0	-5.0
Team	5	6	0	7	-7	-1.2	0	0	-1.4
Total.....	5	200	675	108	567	2.8	13	21	113.4
Opponents.....	5	186	820	156	664	3.6	10	49	132.8

PASSING	GP	Effic	Att-Cmp-Int	Pct	Yds	TD	Lng	Avg/G
Lang Campbell	5	149.02	145-86-1	59.3	1376	5	77	275.2
Michael Potts	1	140.60	8-4-0	50.0	47	1	32	47.0
Total.....	5	148.58	153-90-1	58.8	1423	6	77	284.6
Opponents.....	5	110.91	152-81-6	53.3	989	5	38	197.8

RECEIVING	GP	No.	Yds	Avg	TD	Long	Avg/G
Domin. Thompson	5	28	582	20.8	3	77	116.4
Joe Nicholas	5	13	215	16.5	1	38	43.0
John Pitts	5	10	127	12.7	0	25	25.4
Josh Lustig	2	9	163	18.1	1	46	81.5
Matt Trinkle	5	6	100	16.7	0	34	20.0
Elijah Brooks	5	6	55	9.2	0	25	11.0
Jon Smith	5	5	43	8.6	0	20	8.6
Corey Davis	3	3	45	15.0	0	32	15.0
Trevor McLaurin	3	3	18	6.0	0	12	6.0
Adam Bratton	4	2	19	9.5	0	18	4.8
Levince Parrott	5	2	18	9.0	0	13	3.6
John Taylor	4	2	10	5.0	1	6	2.5
Jordan Troester	2	1	28	28.0	0	28	14.0
Total.....	5	90	1423	15.8	6	77	284.6
Opponents.....	5	81	989	12.2	5	38	197.8

PUNT RETURNS	No.	Yds	Avg	TD	Long
Jonathan Shaw	10	58	5.8	0	15
Josh Lustig	1	-1	-1.0	0	0
Total.....	11	57	5.2	0	15
Opponents.....	18	104	5.8	0	21

INTERCEPTIONS	No.	Yds	Avg	TD	Long
James Miller	3	70	23.3	0	70
Ryan Nickell	2	0	0.0	0	0
Wade Harrell	1	37	37.0	0	37
Total.....	6	107	17.8	0	70
Opponents.....	1	0	0.0	0	0

KICK RETURNS	No.	Yds	Avg	TD	Long
Stephen Cason	7	166	23.7	0	29
Josh Lustig	6	135	22.5	0	32
Domin. Thompson	6	105	17.5	0	23
Elijah Brooks	1	28	28.0	0	28
Total.....	20	434	21.7	0	32
Opponents.....	24	348	14.5	0	49

FUMBLE RETURNS	No.	Yds	Avg	TD	Long
Travis McLaurin	2	39	19.5	0	33
Total.....	2	39	19.5	0	33
Opponents.....	0	0	0.0	0	0

2004 William and Mary Football
William & Mary Overall Individual Statistics (as of Oct 12, 2004)
All games

SCORING	----- PATs -----								
	TD	FGs	Kick	Rush	Rcv	Pass	DXP	Saf	Points
Greg Kuehn	0	10-12	18-18	0-0	0	0-0	0	0	48
Jon Smith	5	0-0	0-0	0-0	0	0-0	0	0	30
Lang Campbell	5	0-0	0-0	0-0	0	1-1	0	0	30
Domin. Thompson	3	0-0	0-0	0-0	0	0-0	0	0	18
Elijah Brooks	3	0-0	0-0	0-0	0	0-0	0	0	18
Joe Nicholas	1	0-0	0-0	0-0	1	0-0	0	0	8
John Taylor	1	0-0	0-0	0-0	0	0-0	0	0	6
Josh Lustig	1	0-0	0-0	0-0	0	0-0	0	0	6
Total.....	19	10-12	18-18	0-0	1	1-1	0	0	164
Opponents.....	15	3-8	15-15	0-0	0	0-0	0	0	114

TOTAL OFFENSE	G	Plays	Rush	Pass	Total	Avg/G
Lang Campbell	5	185	113	1376	1489	297.8
Jon Smith	5	78	229	0	229	45.8
Elijah Brooks	5	50	162	0	162	32.4
Trevor Mclaurin	3	16	48	0	48	16.0
Michael Potts	1	9	-5	47	42	42.0
Levince Parrott	5	5	15	0	15	3.0
Joe Nicholas	5	1	15	0	15	3.0
Domin. Thompson	5	3	-3	0	-3	-0.6
Team	5	6	-7	0	-7	-1.4
Total.....	5	353	567	1423	1990	398.0
Opponents.....	5	338	664	989	1653	330.6

FIELD GOALS	FGM-FGA	Pct	01-19	20-29	30-39	40-49	50-99	Lg	Blk
Greg Kuehn	10-12	83.3	0-0	8-8	2-2	0-1	0-1	35	0

FG SEQUENCE	William & Mary	OPPONENTS
North Carolina	49,(21)	-
New Hampshire	(27),(35),(21)	41,38
VMI	-	(28),(39)
Northeastern	52,(30),(28),(28)	49,32,53
Liberty	(22),(20),(28)	(41)

PUNTING	No.	Yds	Avg	Long	TB	FC	I20	Blkd
Mike Mesi	25	943	37.7	64	0	3	3	1
Team	2	2	1.0	2	0	0	0	1
Total.....	27	945	35.0	64	0	3	3	2
Opponents.....	26	1027	39.5	62	0	5	7	0

KICKOFFS	No.	Yds	Avg	TB	OB
Greg Kuehn	30	1602	53.4	2	2
Total.....	30	1602	53.4	2	2
Opponents.....	23	1367	59.4	2	1

Numbers in (parentheses) indicate field goal was made.

2004 William and Mary Football
 William & Mary Overall Individual Statistics (as of Oct 12, 2004)
 All games

ALL PURPOSE	G	Rush	Rec	PR	KOR	IR	Tot	Avg/G
Domin. Thompson	5	-3	582	0	105	0	684	136.8
Josh Lustig	2	0	163	-1	135	0	297	148.5
Jon Smith	5	229	43	0	0	0	272	54.4
Elijah Brooks	5	162	55	0	28	0	245	49.0
Joe Nicholas	5	15	215	0	0	0	230	46.0
Stephen Cason	5	0	0	0	166	0	166	33.2
John Pitts	5	0	127	0	0	0	127	25.4
Lang Campbell	5	113	0	0	0	0	113	22.6
Matt Trinkle	5	0	100	0	0	0	100	20.0
James Miller	5	0	0	0	0	70	70	14.0
Trevor Mclaurin	3	48	18	0	0	0	66	22.0
Jonathan Shaw	5	0	0	58	0	0	58	11.6
Corey Davis	3	0	45	0	0	0	45	15.0
Wade Harrell	4	0	0	0	0	37	37	9.2
Levince Parrott	5	15	18	0	0	0	33	6.6
Jordan Troester	2	0	28	0	0	0	28	14.0
Adam Bratton	4	0	19	0	0	0	19	4.8
John Taylor	4	0	10	0	0	0	10	2.5
Michael Potts	1	-5	0	0	0	0	-5	-5.0
Team	5	-7	0	0	0	0	-7	-1.4
Total.....	5	567	1423	57	434	107	2588	517.6
Opponents.....	5	664	989	104	348	0	2105	421.0

2004 William and Mary Football
 William & Mary Overall Defensive Statistics (as of Oct 12, 2004)
 All games

DEFENSIVE LEADERS	GP	-----Tackles-----			TFL/Yds	-Sacks-	---Pass Def---			-Fumbles-		Blkd	
		Solo	Ast	Total			No-Yds	Int-Yds	BrUp	QBH	Rcv-Yds	FF	Kick
21 James Miller	5	16	21	37	.	.	3-70	4	.	1-0	.	.	.
52 Travis Mclaurin	5	20	16	36	2.5-4	3-39	.	.	.
54 Chris Ndueze	5	20	16	36	0.5-0
22 Stephen Cason	5	20	4	24	4.5-22	1.5-9	.	5	.	.	1	.	.
97 Adam O'Connor	5	11	13	24	6.0-32	4.0-28	.	1	5	.	1	.	.
8 Alan Wheeling	5	16	5	21	.	.	.	5	.	.	1	.	.
55 Ryan Nickell	5	5	13	18	4.0-15	1.0-8	2-0
35 Jonathan Shaw	5	7	10	17	0.5-2
96 Justin Kelly	5	7	8	15	1.5-3	.	.	.	2
99 Mike Mccarthy	5	7	8	15	2.0-8	0.5-6	1	.	.
39 T J. O'Neill	5	8	6	14
58 Larry Pendleton	5	6	7	13	1.0-9	1.0-9	1	.	.
94 Josh Wright	5	6	7	13	3.0-11	1.0-8	.	.	4
24 Richard Riley	4	8	4	12	1.0-1	.	.	1
93 Jonas Watson	5	7	5	12	6.0-35	3.5-30	.	.	1	1-0	.	.	.
4 Leonard Muldrow	3	4	6	10	0.5-1
38 David Page	5	3	4	7	.	.	.	1
34 Thad Wheeler	5	3	4	7
5 Craig Patterson	3	2	4	6	.	.	.	1
77 Bri. Williamson	4	1	4	5	1.0-1	0.5-0	.	.	1
69 William Turner	3	4	1	5
85 Matt Trinkle	5	2	3	5
30 Tony Viola	4	2	2	4
26 Levince Parrott	5	3	1	4
95 Jerome Griffin	4	1	1	2
3 Domin. Thompson	5	1	1	2
92 Ryan Jones	1	1	1	2
31 Cedric Slye	1	2	.	2	.	.	.	1
46 Matt Otey	4	.	1	1
84 Brandon Burrow	1	1	.	1
40 Adam Bratton	4	.	1	1
83 Jordan Troester	2	.	1	1
51 Wade Harrell	4	1	.	1	.	.	1-37	1
19 John Pitts	5	.	1	1
29 Zachary Stout	4	1	.	1
Total.....	5	196	179	375	34-144	13-98	6-107	20	13	5-39	5	.	.
Opponents.....	5	-	-	-	-	8-50	1-0	16	19	3-0	1	2	.