

# Tribe

## 2004

# William and Mary Football

Laycock's 25<sup>th</sup> SEASON



GAME 7 - SATURDAY, OCTOBER 23 - 1:00 P.M.

#14 WILLIAM AND MARY (5-1, 3-0)

#3 DELAWARE (5-1, 4-0)

### TRIBE

### AT

### BLUE HENS

Date	Opponent	Score/Time
Sept. 4	at North Carolina	L, 38-49
Sept. 18	*at #10 New Hampshire	W, 9-7
Sept. 25	VMI	W, 42-6
Oct. 2	*#16 NORTHEASTERN	W, 38-35 (OT)
Oct. 9	at Liberty	W, 37-17
Oct. 16	*RHODE ISLAND	W, 31-24
<b>Oct. 23</b>	<b>*at #3 Delaware</b>	<b>1:00 p.m.</b>
Oct. 30	*at Towson	6:00 p.m.
Nov. 6	*VILLANOVA	1:00 p.m.
Nov. 13	*at James Madison	12:00 p.m.
Nov. 20	*RICHMOND	1:00 p.m.

\*A10 conference game

Date	Opponent	Score/Time
Sept. 2	New Hampshire	L, 21-24
Sept. 11	*Towson	W, 21-17
Sept. 18	West Chester	W, 24-6
Sept. 25	*at Massachusetts	W, 21-7
Oct. 2	*Maine	W, 43-38
Oct. 16	*at Hofstra	W, 20-19
<b>Oct. 23</b>	<b>*William &amp; Mary</b>	<b>1 p.m.</b>
Oct. 30	at Navy	1:30 p.m.
Nov. 6	*at James Madison	1:30 p.m.
Nov. 13	*at Richmond	1 p.m.
Nov. 20	*Villanova	1 p.m.

\*A10 conference game

### HEAD COACHES

Jimmye Laycock (W&M, 1970)

W&M Record 164-111-2 (25th year)

Career Record 164-111-2 (25th year)

vs. UD 10-13

K.C. Keeler (Delaware, 1981)

UD Record 26-8 (Third year)

Career Record 114-29-1 (12th year)

vs. W&M 1-1

### GAME DAY INFORMATION

**#14 WILLIAM AND MARY (5-1, 3-0 A10) AT #3 DELAWARE (5-1, 4-0 A10)**

**Kickoff** - 1:00 p.m., Saturday, October 23

**Site** - Tubby Raymond Field at Delaware Stadium (22,000 cap., natural grass)

**On The Air** - The Tribe Football Radio Network will broadcast today's game across the Commonwealth of Virginia. The veteran broadcast duo of Jay Colley (play-by-play) and Bob Sheeran (color) will call the action. For a complete listing of the Tribe Football Radio Network, see page 7.

**All-Time Series** - UD leads 16-11, including a 9-4 mark against W&M in Newark.

**Last Meeting** - UD won, 41-27, on Oct. 4, 2003 in Newark.

### MEDIA CONTACTS

#### W&M SPORTS INFORMATION

**SID** - Pete Clawson

**Phone** - (757) 221-3369

**Email** - pmclaw@wm.edu

**Fax** - (757) 221-3412

**Web** - www.TribeAthletics.com

#### UD SPORTS INFORMATION

**SID** - Scott Selheimer

**Phone** - (302) 831-2186

**Email** - selheime@udel.edu

**Fax** - (302) 831-8653

**Web** - www.udel.edu/sportsinfo

### FIRST AND 10

Two of the hottest teams in the Atlantic 10 clash on Saturday, as the 14th-ranked Tribe travels to third-ranked Delaware. W&M and UD are two of only three A10 teams with perfect league records, as the Blue Hens lead the Southern Division (4-0), along with JMU, with the Tribe right on their heels at 3-0. The College is coming off a 31-24, Homecoming win over Rhode Island on Saturday, while Delaware narrowly escaped an upset bid by Hofstra, winning 20-19 in Hempstead, NY. Delaware leads the all-time series, 16-11, including a 41-27 victory last season in Newark.



#### Quick Slant

Seven of the last 11 games in the W&M-UD series have been decided by seven points, or less.

### IN THE HUDDLE

Top Stories

#### All-American Candidate

Senior quarterback Lang Campbell has accounted for 37 total TDs in 16 career starts, averaging better than two per start.

Pages 3, 7, 8

#### Laycock's 25th Season

With a Tribe win over UD Saturday, head coach Jimmye Laycock will secure his 15th winning season in the last 17 years.

Page 4

#### Atlantic 10 Update / Game Notes

See what's going on around the league and catch up on all the Tribe notes.

Page 5

#### Tribe Club Information

Information about upcoming football tailgates sponsored by the Tribe Club and W&M Alumni Association.

Page 9

#### The Numbers Game

National rankings, W&M rosters, week-by-week starters, the last time it happened, single-game highs, drive summaries, game-by-game results and season stats.

Page 12





OFFENSE

Table listing offensive players for William & Mary, including WR 3 Dominique Thompson, LT 78 Matthew Witham, LG 63 Ryan Lumm, C 59 Patrick Mulloy, RG 68 Cody Morris, RT 75 Michael Grenz, TE 40 Adam Bratton, WR 27 Joe Nicholas, QB 12 Lang Campbell, TB 2 Jon Smith, FB 26 LeVince Parrot.

DEFENSE

Table listing defensive players for William & Mary, including DE 97 Adam O'Connor, DT 96 Justin Kelly, DT 99 Mike McCarthy, DE 94 Josh Wright, ILB 52 Travis McLaurin, OLB 54 Chris Ndubueze, OLB 55 Ryan Nickell, CB 22 Stephen Cason, SS 35 Jonathan Shaw, FS 21 James Miller, CB 24 Richard Riley.

SPECIAL TEAMS

Table listing special teams players for William & Mary, including PK 25 Greg Kuehn, P 13 Mike Mesi, KR 3 Dominique Thompson, PR 35 Jonathan Shaw.

OFFENSE

Table listing offensive players for Delaware, including TE 87 Steve Selk, WR 6 David Boler, WR 18 Joe Bleymaier, WR 8 Justin Long, LT 72 Trip Delcampo, LG 68 Scott Conley, C 69 Chris Edwards, RG 74 Brian Sims, RT 78 Paul Thomson, QB 5 Sonny Riccio, RB 20 Lonnie Starks.

DEFENSE

Table listing defensive players for Delaware, including DE 1 Dominic Santoli, DT 84 Brian Jennings, DT 51 Tom Parks, DE 92 Chris Mooney, OLB 44 John Mulhern, MLB 58 Mondoe Davis, OLB 53 Mark Moore, CB 15 Rashad Hoopard, SS 32 Kyle Campbell, FS 2 Garron Bible, CB 47 Sidney Haugabrook.

SPECIAL TEAMS

Table listing special teams players for Delaware, including PK 21 Brad Shushman, P 19 Mike Weber, KR 47 Sidney Haugabrook, PR 47 Sidney Haugabrook.

HOW THEY LINE UP

Table comparing William & Mary and UD statistics across categories like Games Played, Scoring Offense, Rushing Offense, Pass Att.-Cmp, Had Intercepted, Completion %, Passing Offense, Total Offense /game, Turnover Margin, 3rd Down Efficiency, Scoring Defense, Rushing Defense, Passing Defense, Total Defense.

TEAM LEADERS

WILLIAM AND MARY

Rushing - Smith (91 att., 265 yds, 5 TD, 2.9 avg.)
Passing - Campbell (106-172, 1,568 yds, 7 TD, INT)
Receiving - Thompson (32 rec., 640 yds, 3 TD)
Punt Ret. - Shaw (11 ret., 81 yds, 7.4 avg.)
Kick Ret. - Thompson (8 for 140 yds, 17.5 avg.)
Kicking - Kuehn (11-13 FG, long 35; 22-22 PAT)
Punting - Mesi (38.7 avg., 64 long, 4 inside 20)
Tackles - Miller (50 total), Nduebueze (50 total)
Sacks - O'Connor (4.0 for 28 yards)
TFL - Nickell (6.5 for 23 yards)
INT - Miller (3 for 70 yards)
Pass Brks - Cason, Wheeling (5)

DELAWARE

Rushing - Bleiler (66 att., 333 yds, 2 TD, 5.0 avg.)
Passing - Riccio (109-182, 1,095 yds, 8 TD, 8 INT)
Receiving - Long (32 rec., 449 yds, 3 TD, 14.0 avg.)
Punt Ret. - Haugabrook (14 for 182 yds, TD, 13.0 avg.)
Kick Ret. - Haugabrook (12 for 310 yds, 25.8 avg.)
Kicking - Shushman (4-8 FG, 48 long; 16-17 PAT)
Punting - Weber (35.4 avg., 52 long, 11 inside 20)
Tackles - Davis (63 total, 40 solo, 3.5 TFL)
Sacks - Parks (5.0 for 26 yards)
TFL - Parks (8.5 for 33 yards)
INT - Davis (2 for 22 yards); Haugabrook (2-39)
Pass Brks - Mooney, Davis (3)

TALE OF THE TAPE

Table comparing Tribe vs. Blue Hens statistics for WR & TE, OF Backs, OL & TE, DL, LB, DB across W&M and UD.

College of William and Mary Team Information

QUICK FACTS

Captains: Lang Campbell, Wade Harrell
Offensive Formation: Pro-style
Defensive Formation: Multiple 4-3
Lettermen Ret./Lost: 34/8
Off. Starters Ret./Lost: 8/3
Def. Starters Ret./Lost: 8/3
Spec. Starters Ret./Lost: 2/0

FOOTBALL INFO

First Season: 1893
All-Time Record: 489-482-41
Stadium: Zable Stadium (12,259, natural grass)
All-Time Home Record: 181-101-6
Bowl/Playoff Appearances: 11 (6 in D I-AA)
Bowl/Playoff Record: 6-7 (2-6 in D I-AA)
Conference: Atlantic 10

Head Coach

Jimmye Laycock (W&M, 1970)
(See page 4)

ASSISTANT COACHES

Bob Solderitch, Zbig Kepa, Jim Pletcher, Matt McLeod, Steven Jerry, Matt McLeod, Trevor Andrews, Greg Shockley, Adam Braithwaite, Scott Boone

2003 IN REVIEW

Overall Record: 5-5
A-10 Record: 4-4 (6th)
Home: 2-2
Away: 3-3
Final Ranking: None

UNIVERSITY FACTS

Location: Williamsburg, Va.
Founded: 1693
Enrollment: 5,560
Nickname: Tribe
Colors: Green, Gold and Silver
President: Timothy J. Sullivan (W&M, 1966)
Athletics Director: Terry Driscoll (BC, 1969)

W&M SPORTS INFORMATION

Phone: (757) 221-3344
Fax: (757) 221-3412
Web: www.TribeAthletics.com
Director: Pete Clawson
Email: pmclaw@wm.edu
Assist. Football Contact: Mark Hoskins
Email: mjhosk@wm.edu

# LANG CAMPBELL

## THE CAMPBELL FILE

**Senior, QB, 6-3, 205**

**Hometown:** Winchester, Va.


**High School:** Handley

**Major:** History and Economics

**Honors/Awards:** Preseason honorable-mention All-American by I-AA.org, preseason first-team all-conference, third-team all-conference in 2003, two-time academic all-conference selection (2002, 2003). A-10 Offensive Player of the Week Sept. 4.

**Personal:** Son of Shep and Nancy Campbell... Brings a cumulative GPA of better than 3.3 into senior campaign... Enjoys playing sports, listening to music and reading in his free time... Born September 25, 1981.

**Note of the Week:** Sevens are wild, as Campbell is currently seventh in the W&M career records in passing yards (4,074), TD passes (31) and total offense (4,526).



The senior from Winchester, VA emerged with a breakout season last fall and has continued to impress in his second season as a starter.

In the season-opener at UNC, Campbell threw for a career-high 322 yards, surpassing the 300-yard mark for the first time in his career. He completed 23 of 41 attempts and threw a pair of TD passes and added two rushing scores.

Slowed by heavy rains and poor field conditions, Campbell was effective at UNH, throwing for 148 yards on 11 for 23 passing and running for 42 yards on 14 attempts to lead W&M over the 10th-ranked Wildcats, 9-7.

On his 23rd birthday against VMI, Campbell went 11-for-15 through the air for 160 yards and a pair of TD passes, before handing the quarterback duties over early in the second half in the Tribe's 42-6 victory.

He again went over the 300-yard mark against Northeastern, throwing for a career-best 378 yards on 22-of-36 passing. Campbell completed a season-long 77-yard TD pass to Dominique Thompson in the fourth quarter that gave W&M a 35-28 advantage, and he also ran for a pair of first half scores. It was the 29th TD pass of his career.

At Liberty, he surpassed the 300-yard mark for third time this season, throwing for 368 yards. Ten of completions went to Thompson for 221 yards alone. Campbell also ran eight times for 32 yards and a TD, his fifth rushing TD of the season.

Against URI, Campbell threw for 192 yards and two TDs, both to Matt Trinkle in the first quarter, on 20-for-27 passing. He also recorded his sixth rushing TD of the season.

**AT LEFT:** Campbell stands in the pocket Saturday against Rhode Island.

## CAMPBELL'S 2004 CLIPS

- Has accounted for at least one TD in 15 of 16 career starts.
- Thrown for 200 or more yards in 10 of his 16 career starts.
- Surpassed 3,000 career passing yards with 160 vs. VMI on Sept. 25.
- Surpassed 4,000 career passing yards with 192 vs. Rhode Island on Oct. 16.
- Surpassed 4,000 career total offensive yards with 400 total yards at Liberty on Oct. 9.
- Threw for a career-best 378 yards in a 38-35 overtime win over #16 Northeastern. Also ran for two scores in the game.
- Ranks 7th on the W&M career passing yards list (4,074).
- Ranks 7th on the W&M career total offensive yards lists with 4,526.
- Ranks 7th on W&M career TD passes list with 31.
- At UNC, became first W&M QB to pass and run for two TDs since David Corley did it vs. Maine in 2001.
- Ranks second in A10 in total offense (281.8).
- Ranks second in A10 in passing yards per game (261.3).
- Ranks third in the A10 in pass efficiency (150.5).

## CAMPBELL'S 2003 CLIPS

- Led the A-10 in passing yards per game (229.6) and pass efficiency (152.1) in 2003.
- Threw for over 200 yards in each of the Tribe's final seven games last year.
- Finished '03 as the Tribe's second-leading rusher with 300 yards.
- Twenty-two TD passes in '03 matched fifth-best single-season total in W&M history.
- Threw at least one TD pass in all 10 games.

For more notes on Campbell see pages 7-8.

## Campbell's 2004 Statistics

	G/S	Att.	Cmp.	Pct.	Yards	AVG/G	TD	INT	Rushes	Yards	TD	AVG/G.
at North Carolina	Sept. 4	41	23	.561	322	322.0	2	0	6	35	2	35.0
at #10 New Hampshire	Sept. 18	23	11	.478	148	148.0	0	0	14	42	0	42.0
VMI	Sept. 25	15	11	.733	160	160.0	2	0	4	-5	0	-5.0
#16 NORTHEASTERN	Oct. 2	36	22	.611	378	378.0	1	1	8	9	2	9.0
at Liberty	Oct. 9	30	19	.633	368	368.0	0	0	8	32	1	32.0
RHODE ISLAND	Oct. 16	27	20	.741	192	192.0	2	0	6	10	1	10.0
<b>2004 TOTALS</b>	<b>6/6</b>	<b>172</b>	<b>106</b>	<b>.616</b>	<b>1,568</b>	<b>261.3</b>	<b>7</b>	<b>1</b>	<b>46</b>	<b>123</b>	<b>6</b>	<b>20.5</b>
<b>Campbell's Career Numbers Against Upcoming Opponents</b>												
at Delaware	1/1	37	27	.730	278	278.0	3	0	13	17	0	17.0
at Towson	-	-	-	-	-	-	-	-	-	-	-	-
VILLANOVA	-	-	-	-	-	-	-	-	-	-	-	-
at James Madison	1/1	37	22	.595	258	258.0	1	0	5	35	0	35.0
RICHMOND	2/1	30	20	.667	237	118.5	2	0	9	61	0	30.5
<b>OVERALL CAREER</b>												
2003	10/10	285	182	.639	2,296	229.6	22	7	77	300	0	30.0
2002	5/0	13	7	.538	69	13.8	1	0	5	23	1	4.6
2001	2/0	10	8	.800	141	70.5	1	0	2	6	1	3.0
<b>TOTALS</b>	<b>23/16</b>	<b>480</b>	<b>303</b>	<b>.631</b>	<b>4,074</b>	<b>177.1</b>	<b>31</b>	<b>8</b>	<b>130</b>	<b>452</b>	<b>8</b>	<b>19.7</b>

# JIMMYE LAYCOCK



**THE JIMMYE LAYCOCK ERA  
(1980-present)  
164-111-2 (Career Record)**

Year	Record	Postseason
1980	2-9	
1981	5-6	
1982	3-8	
<b>1983</b>	<b>6-5</b>	
<b>1984</b>	<b>6-5</b>	
<b>1985</b>	<b>7-4</b>	
<b>1986</b>	<b>9-3</b>	NCAA Playoffs
1987	5-6	
<b>1988</b>	<b>6-4-1</b>	Epson Ivy Bowl
<b>1989</b>	<b>8-3-1</b>	NCAA Playoffs
<b>1990</b>	<b>10-3</b>	NCAA Playoffs
1991	5-6	
<b>1992</b>	<b>9-2</b>	Epson Ivy Bowl
<b>1993</b>	<b>9-3</b>	
<b>1994</b>	<b>8-3</b>	
<b>1995</b>	<b>7-4</b>	
<b>1996</b>	<b>10-3</b>	NCAA Playoffs
<b>1997</b>	<b>7-4</b>	
<b>1998</b>	<b>7-4</b>	
<b>1999</b>	<b>6-5</b>	
2000	5-6	
<b>2001</b>	<b>8-4</b>	NCAA Playoffs
<b>2002</b>	<b>6-5</b>	
2003	5-5	
2004	5-1	

**Winning Seasons in Bold**

**Laycock at I-AA Playoffs**

1986	Delaware, 17-51 (L)
1989	Furman, 10-24 (L)
1990	Massachusetts, 38-0 (W) Central Florida, 38-52 (L)
1993	McNeese State, 28-34 (L)
1996	Jackson State, 45-6 (W) Northern Iowa, 35-38 (L)
2001	Appalachian State, 27-40 (L)

**Laycock vs. The Atlantic 10**

Team	W	L	T
Delaware	10	13	0
Hofstra	2	1	0
James Madison	11	12	0
Maine	5	1	0
Massachusetts	4	5	0
New Hampshire	8	2	0
Northeastern	9	2	0
Rhode Island	9	1	0
Richmond	18	6	0
Towson	1	0	0
Villanova	8	5	1

**Silver Linings: Jimmye Laycock** is in his 25th season as the Tribe's head coach. The school's all-time winningest coach, Laycock has compiled a 164-111-2 career record at W&M. He ranks fourth on the A-10 career victories lists (61), tied with former Richmond and Massachusetts coach Jim Reid. W&M has made seven postseason appearances under Laycock and posted winning ledgers in 17 of the past 21 seasons.

**Good Company:** Tribe head coach Jimmye Laycock, in his 25th season on the W&M sidelines, ranks third among all current Division I-A and Division I-AA head coaches in terms of most years at their current school. The two coaches ahead of Laycock are Penn State's Joe Paterno (37 years) and Florida State's Bobby Bowden (26 years).

Quotes from the Monday, Oct. 18, A-10 Coaches Conference Call...

**1. What are your thoughts on the team's play vs. URI?**

I thought we played well, and I thought Rhode Island played well. It was a tough game. They were very physical, but our guys hung in there and we made some plays when we needed to. We answered their scores with scores (of our own), and the defense came up with some plays towards the end of the ball game to hang in there. I thought it was a well played, hard fought ball game by both teams.

**2. What were your thoughts on URI?**

Again, I thought they were very good. Jayson Davis was in there at quarterback, and they ran their option extremely well. They didn't turn it over, and when they can execute their option game without turnovers, because it is supposed to be a high-risk type of offense, you better hang on defensively which is basically what we did. They also got a couple of throws on us that were well executed. Again, I thought we battled and came back offensively too, and Lang Campbell had another great game for us.

**3. Can you talk about what you will have to do in order to win at Delaware this weekend?**

We have always had really tough games with Delaware, and it has turned into a good rivalry. They are coming off of a national championship, and they have most of those players back. They certainly look to be playing well right now, and we're going to have to step it up. We're going to have to play hard.

**4. Can you discuss what McLaurin's contribution has been to the team, not just over his career but specifically this year?**

By the nature of his position, it's a focal point of our defense because he plays the middle linebacker position. He brings a sense of intensity and competitiveness out there that you need spread throughout the defense and he sets the tone. He really plays extremely hard, and he encourages and helps other people play the same way. He is really an inspiration to the other kids on defense with the way he plays. He's a great kid, he plays hard and he really understands what it takes to play linebacker.

**5. You are off to you best conference start since 1994. Did you anticipate this, and what about this team has enabled you to get off to this start?**

You never know what to anticipate coming into a season. You prepare and go in there and play the best you can. The thing about the team so far is that they've come to play, and we've competed and played hard every week. At times we've executed better than others and at times we've played better than others, but we have always competed and played hard. We've also been pretty good with taking care of the football. If you play hard and you don't turn it over you give yourself a chance to win, and I think that's what we've done.

**6. Traditionally your teams have been known for being able to move the ball and score points, but is this the best defense you have had in the last five years or so?**

I don't know. We've got some good speed on defense, and we're playing pretty well together as a unit. We are getting better. I think each week we've shown signs of improvement, and they are working to get better. So far as comparing teams [from other years] and defenses, I'm not smart enough to do that.

**7. Are their a couple of guys that stand out as playing extremely well right now [on defense]?**

Well of course we mentioned Travis McLaurin and then (junior defensive end) Adam O'Connor is playing very consistently for us. I think (junior cornerback) Stephen Cason and (junior free safety) James Miller have been very good at defensive back, and last week Thad Wheeler stepped in for Travis and played extremely well. They are all playing at a pretty good level right now.

**8. How has Mike Potts' development been at quarterback for you?**

Mike Potts is coming along very well. Mike is a very, very strong backup quarterback. He hasn't been able to get as many reps in games as we would like to because of situations, but it has nothing to do with the way he's preparing. He's improving, getting better all the time, he gets a lot of reps in practice, and I'm very happy with the way Mike's progressing.



### 2004 ATLANTIC 10 STANDINGS

SOUTH	A-10	Overall
Delaware	4-0	5-1
James Madison	4-0	5-1
<b>William and Mary</b>	<b>3-0</b>	<b>5-1</b>
Richmond	1-2	2-4
Villanova	1-3	4-3
Towson	0-3	3-3

NORTH	A-10	Overall
Northeastern	2-1	3-3
New Hampshire	1-2	4-2
Hofstra	1-2	3-3
Maine	1-2	3-3
Rhode Island	1-2	3-3
Massachusetts	1-3	3-4

### AROUND THE ATLANTIC 10 THIS WEEK

#### Saturday, October 23

*William and Mary at Delaware	1:00 pm
*Hofstra at New Hampshire	12:00 pm
*Massachusetts at Rhode Island	12:00 pm
*Northeastern at Maine	2:00 pm
*James Madison at Richmond	3:00 pm
*Towson at Villanova	3:00 pm

\*Atlantic 10 conference game

### W&M'S ATLANTIC 10 RANKING

Total Offense	5th	379.8
Passing Offense	3rd	269.2
Rushing Offense	10th	110.7
Scoring Offense	3rd	32.5
Pass Efficiency	3rd	150.0
Third-down Conversion	2nd	45.7
Fourth-down Conversion	1st	100.0
Sacks Against	5th	9
Total Defense	9th	343.7
Passing Defense	5th	186.0
Rushing Defense	10th	157.7
Scoring Defense	7th	23.0
Pass Defense Efficiency	5th	115.0
Interceptions	T-9th	6
Sacks	T-6th	13
Turnover Margin/game	1st	1.17
Kickoff Returns	3rd	21.7
Kickoff Coverage	1st	14.0
Penalties	1st	48.5
Field Goals	1st	.846
Time of Possession	3rd	31:53

### W&M INDIVIDUALS IN THE A-10 TOP 10

Pass Yds/Game	Campbell	2nd	261.3
Total Offense	Campbell	2nd	281.8
Pass Efficiency	Campbell	3rd	150.5
Punting	Mesi	4th	38.7
Scoring	Kuehn	1st	9.2
	Campbell	T-7th	6.0
Scoring (Kick)	Kuehn	1st	9.2
All Purpose	Thompson	2nd	129.5
Receptions/Game	Thompson	T-6th	5.33
Rec. Yds/Game	Thompson	2nd	106.7
FG/Game	Kuehn	1st	1.83
PAT Pct.	Kuehn	T-1st	100.0
Kick Return Avg.	Cason	7th	23.7
Punt Return Avg.	Shaw	10th	7.4
Sacks	O'Connor	T-6th	4.0
	Watson	T-8th	3.5
Interceptions	Miller	T-4th	3
Fumbles Recov.	Tra. McLaurin	T-1st	3
Fumbles Forced	Several	T-9th	1
Passes Defended	Miller	5th	7
	Cason	T-8th	5

## W&M GAME NOTES

VS. DELAWARE OCT. 23, 2004

**Collision Course:** In a rivalry that has seen its share of electric games over the past decade, and more, this weekend's pending match up between the 14th-ranked Tribe and No. 3 Blue Hens has all the promise of continued fireworks. The two teams enter the game with identical 5-1 overall records and unblemished conference slates (W&M is 3-0, while Delaware sits at 4-0). The winner of this contest will have cleared a crucial hurdle to remain in control of its own destiny, as far as the conference crown is concerned. The only other remaining unbeaten squad in the league, James Madison, remains on both team's schedule.

The last time both team's entered the game ranked was the first game of the 1999 season, which saw Delaware hold the No. 11 spot and the Tribe sit in 25th. The hosting Blue Hens scrapped out a double overtime, 34-27, win in the contest.

While William and Mary has already defeated two ranked teams (then 10th-ranked New Hampshire and then 16th-ranked Northeastern, respectively), it still has three ranked teams remaining over what will be a brutal final five weeks (No. 3 Delaware, No. 13 James Madison and No. 24 Villanova). Making the final stretch even more challenging is the fact that beginning with Saturday's contest with Delaware, the Tribe has only two of its final five games at the friendly confines of Zable Stadium.

The combined record of the College's remaining opponents is a respectable 21-15.

### With a Win over Delaware the College will-

- Have beaten a ranked Delaware team for the first time since 1998 (52-45 at Zable).
- Record its eighth-straight win in conference play (dating back to last season), one shy of tying the school record of nine, set between the 1993 and 1994 seasons.
- Have its best start to a season since 1998, when the Tribe won six of its first seven games.
- Have beaten the highest ranked team since defeating a second-ranked Hampton University team, 41-34, in 1998.
- Improve to 4-0 in conference play and tie the 1993 squad as the only Tribe team to win its first four league games. The '93 unit holds the school record for consecu-

tive conference wins to start a season, as it started the team's inaugural year in the conference by taking its first six games in league play.

- Extend its winning streak over I-AA teams to nine-straight games (dating back to last season). The last loss came against James Madison (24-17 on 10/18/03).
- Secure the College's 15th winning season in the last 17 years (only non-winning seasons have been in 1991 - 5-6; and 2000 - 5-6).
- Ensure that the Tribe will post a .500, or better, record in conference play for the 12th-straight year (every season the College has been a member of the league). Every other conference team has suffered through at least one losing season in league play during this span.
- Beaten a ranked conference opponent on the road for the second time this season (first came with a win at then 10th-ranked New Hampshire).

**Did You Know?:** That of the six times the Tribe has been the NCAA Playoffs, five of those seasons included a win over Delaware (only exception being the 1993 season which saw the College drop a hard-fought 42-35 decision in Newark).

**Only by the Slimmest:** Since William and Mary began conference play in 1993, it has faced the Blue Hens a total of 11 times (the Tribe has won five of the 11 meetings). Of those 11 games, seven have been decided by a touchdown, or less, with the Tribe winning four of them. All of those four wins (which would also, coincidentally, be the last four wins, overall, in the series for the College) were decided by interceptions late in the fourth quarter.

The following is a closer look at how those four games were ended (or decided).

- In 1996, after kicking a field goal on its overtime possession, the College sealed a crucial win vs. the Blue Hens when team-captain and middle linebacker Mike McGowan intercepted a Leo Hamlet pass on the ensuing Delaware possession.
- In 1998, Tribe safety Jimmy Cerminaro came off the bench during the final Delaware drive of a frenetic 52-45 W&M win to intercept a Matt Nagy pass in the end zone, thwarting a Delaware drive that had

advanced inside the Tribe 10-yard line. W&M's offense took a knee to run the final seconds off the clock. Cerminaro's interception was the only second defensive stop for either team in the second half that featured 59 total points and over 300 yards of total offense.

- In 2001, current W&M assistant coach Adam Braithwaite turned in a victory sealing interception in the end zone with just 16 ticks remaining in regulation. Braithwaite's pick ended a last ditch Delaware drive that had traveled to the Tribe's 16-yard line and preserved the College's 21-17 win.

- The next season, Tribe cornerback Billy Parker's 41-yard interception return for a touchdown with just 1:35 remaining essentially sealed the College's 45-42 win. Parker's heroics gave the Tribe a 45-35 lead, which turned out to be pivotal, as Delaware managed to drive the length of the field for a touchdown with one second remaining on the ensuing possession.

**Misfires:** While on the subject of interceptions, overall, in the 11 games, Delaware has thrown 20 interceptions in 283 pass attempts vs. the College, while the Tribe has yielded just 10 INTs in its 353 pass attempts vs. the Blue Hens.

**Point-by-Point:** As the notes above illustrate, the games between the two teams have been close, as a rule. In the 11 contests since the two team's became conference rivals in 1993, Delaware has scored a total of exactly 300 points vs. the College, an average of 27.3 points a game, while W&M has posted an average of 26.0 points a contest in the same span (285 total points).

**Return Visit:** In a scheduling quirk, brought about by the addition of Towson to the Atlantic 10 for the 2004 season, William and Mary is traveling back up to Newark for the second straight season.

Since the two teams began to play each other more-or-less regularly in 1979, the only time one team has played on the road in consecutive years came in the 1986 and 1987 seasons, when the Blue Hens made an appearance in Zable Stadium in the first round of the NCAA playoffs to end the '86 season. The following year brought Delaware back to Williamsburg to face the College in the sixth game of 1987.

**In Production:** Led by the standout efforts of All-American candidate, QB Lang



**LAST WEEK'S RESULTS - OCT. 16**

- \*William & Mary 31, Rhode Island 24
- \*Delaware 20, Hofstra 19
- \*James Madison 24, Maine 20
- \*Massachusetts 38, New Hampshire 21
- \*Villanova 49, Richmond 10
- Towson 41, Bowie State 7
- Harvard 41, Northeastern 14

**A-10 WEEKLY AWARDS - (OCT. 17)**

- Offensive** - Steve Baylark, UMass & Marvin Burroughs, VU
- Defensive** - Shannon James, UMass
- Rookie** - Kalise Cook, VU & Tony LeZotte, JMU
- Special Teams** - Chris Onorato, HU

**A-10 IN THE NATIONAL POLL - (OCT. 18)**

Sports Network	ESPN/USA Today
3. Delaware	3. Delaware
13. James Madison	13. William & Mary
14. William & Mary	14. James Madison
15. New Hampshire	15. New Hampshire
19. Maine	20. Maine
24. Villanova	24. Villanova

(see page 12 for complete polls)

**TOP 10 CAREER A-10 COACHING VICTORIES**

1. Bill Bowes (UNH, 1972-98)..... 97
  2. "Tubby" Raymond (UD, 1966-01) .. 89
  3. **Andy Tally (VU, 1985- ) .....** **79**
  4. **Jimmy Laycock (W&M, 1993- ) ... 61**  
Jim Reid (UMass, 1986-91, UR, 95-03)...61
  6. Tom Jackson (UC, 1983-93)..... 42
  7. **Jack Cosgrove (UM, 1993- ) .....** **41**  
Hal Westerman (UM, 1951-66)..... 41  
Vic Fusia (UMass, 1961-70)..... 41
  10. Bob Griffin (URI, 1976-92)..... 37
- Acitve Coaches in Bold

**ALL-TIME CONFERENCE STANDINGS (10/17)**

Team	Conf. Record	Pct.
Delaware	105-44-0	.705
<b>William &amp; Mary</b>	<b>61-32-0</b>	<b>.656</b>
Massachusetts	198-117-4	.627
Villanova	79-56-0	.585
<i>Connecticut</i>	<i>158-115-10</i>	<i>.576</i>
James Madison	48-47-0	.505
New Hampshire	158-161-10	.495
Hofstra	14-16-0	.467
<i>Boston U.</i>	<i>143-177-7</i>	<i>.448</i>
Maine	144-179-7	.447
Northeastern	38-56-0	.404
Richmond	59-89-0	.399
Rhode Island	117-210-7	.362
<i>Vermont</i>	<i>27-63-2</i>	<i>.304</i>
Towson	0-3-0	.000

*Former members in italics*

**THE LAST MEETING**

**No. 4 Delaware 41, William and Mary 27**

**NEWARK, DE (10/4/03)** - Traditionally, football contests between William and Mary and Delaware are fast-paced, high-scoring affairs that leave the fans of both squads on the edge of their seats. This year's game at Delaware Stadium was no different, as the two squads combined for over 800 yards of total offense, but in the end, the Blue Hens were too much for the Tribe, as No. 4 Delaware prevailed 41-27 before a crowd of 20,485 fans under the lights.

Tribe junior quarterback **Lang Campbell** had an outstanding game in his fourth career start, completing 27 of 37 passes for 278 yards, all career-highs, plus three touchdowns. On the receiving end of nine of those passes was senior wideout **Rich Musinski**, who finished with 109 yards and three touchdowns. Musinski went over the 100-yard mark for the 18th time in his career, leaving him five short of tying Jerry Rice's I-AA record.

	1	2	3	4	Final
William and Mary	0	10	7	10	27
Delaware	14	14	6	7	41

**Scoring Summary**

Qtr	Team	Score	Time
1st	UD	Crescione 23 pass from Hall (Shushman kick).	12:49
	UD	Bleymaier 8 run (Shushman kick)	1:31
2nd	W&M	Musinski 8 pass from Campbell (Kuehn kick)	13:51
	UD	Jenkins 2 run (Shushman kick)	9:05
	UD	Hall 15 run (Shushman kick)	0:49
	W&M	FG Kuehn 44	0:00
3rd	W&M	Musinski 18 pass from Campbell (Kuehn kick)	12:13
	UD	Bennett 1 run (run failed)	5:08
4th	W&M	FG Kuehn 31	14:12
	UD	Jenkins 9 run (Shushman kick)	13:17
	W&M	Musinski 9 pass from Campbell (Kuehn kick)	8:21



*Campbell and Musinski connected three times for TDs at UD last year.*

## MEDIA CENTER

### **WILLIAM AND MARY ON THE RADIO**

Stretching over 150 miles across Virginia, the William and Mary radio network is the gateway to all of the Tribe's football action over the air. Veteran broadcast team Jay Colley (play-by-play) and Bob Sheeran (color) will once again relay the excitement of Tribe football over the airways on Saturdays. In addition to your local stations, all Tribe football and men's basketball games can be heard via the W&M athletics web site, [www.TribeAthletics.com](http://www.TribeAthletics.com).

#### W&M Radio Network Affiliates

WMBG	740 AM	Williamsburg
WSRV	92.3 FM	Williamsburg
WBRG	1050 AM	Lynchburg
WTOX	1480 AM	Richmond

You can also catch head coach Jimmy Laycock each Thursday morning from 7:45 a.m. to 8:00 a.m. on Mornings with Big Al on Richmond's WXGI ESPN 950 AM and Thursday afternoons with Bob Sheeran from 12:30 p.m. to 1 p.m. on Williamsburg's WMBG 740 AM live from the Backfin Restaurant in Williamsburg.

### **A-10 COACHES CONFERENCE CALL**

Every Monday, the A-10 will conduct a teleconference from 10 a.m.-12:10 p.m. (eastern time) with each of its head football coaches. Each coach will have a ten-minute slot to discuss his team and answer questions from the media. Members of the media are strongly encouraged to participate. For the access number, call Pete Clawson (757) 221-3369. Below is the schedule:

10:00	Atlantic 10 Update
10:10	Dave Clawson, Richmond
<b>10:20</b>	<b>Jimmy Laycock, W&amp;M</b>
10:30	Andy Talley, Villanova
10:40	Rocky Hager, Northeastern
10:50	Mickey Matthews, JMU
11:00	Jack Cosgrove, Maine
11:10	Don Brown, Massachusetts
11:20	Tim Stowers, Rhode Island
11:30	K.C. Keeler, Delaware
11:40	Sean McDonnell, UNH
11:50	Joe Gardi, Hofstra
12:00	Gordy Combs, Towson

### **W&M WEEKLY PRESS CONFERENCE**

A press conference with head coach Jimmy Laycock will be held Tuesday's prior to a Saturday game at noon at the Hospitality House in Williamsburg. Interviews with players will follow the luncheon. Please confirm your attendance with Pete Clawson at least 24 hours in advance at (757) 221-3369 or [pmclaw@wm.edu](mailto:pmclaw@wm.edu).

### **A-10 PRESS BOX PHONE NUMBERS**

Delaware	302-831-6199/302-831-2186
Hofstra	516-463-5247
James Madison	540-568-6521
Maine	207-581-1049
Massachusetts	413-545-3550
New Hampshire	603-862-2585
Northeastern	617-566-5956
Rhode Island	401-874-4616
Richmond	804-355-6110
Towson	410-704-3102
Villanova	610-519-5290
William & Mary	757-221-3414

Campbell, the Tribe's offense is one of the most efficient and productive in the conference, if not the nation.

The following are just some of highlights of what the Tribe's attack has accomplished this season.

- The College has now scored 31, or more, points in five of the six games on the season (only exception being a 9-7 rain-soaked win at New Hampshire).
- It has converted an amazing 31 consecutive redzone opportunities into points (20 TDs, 11 FGs - see chart on page 20).
- Fashioned 19 scoring drives of 60 yards or more (out of 34 total). (See a complete listing on page 21)
- Has thrown for more yards than all six opponents on the season and has been out rushed by only two (UNC and URI).
- Possessed the ball a total of 191 of the possible 360 minutes of game time on the season, an average of 31:53 per game. This average is third in the league.
- Turned the ball over only three times (two fumbles, one interception). The only other turnover for the College on the season came on a muffed punt. Currently, the College is first in the conference and 11th nationally in turnover margin with a +1.17/game average.
- William and Mary has fashioned at least one scoring drive in 21 of the 24 total quarters on the season (with two of the three misses coming at UNH).
- Currently, the Tribe is third in the conference, and 22nd in the nation, in scoring average (32.5).
- It's average of 269.2 passing yards/game ranks third in the conference and 10th nationally.
- Run for 15 TDs in six games, a total which eclipses the squad's 10-game total of a season ago (nine).

**A Gauntlet?:** As has been mentioned, the Tribe offense has been running in high gear over the first six games of the 2004 season. But, these numbers will be severely challenged in the coming weeks, as all five of the league's current top five defenses (in terms of total yards allowed) remain on the Tribe's schedule (1. JMU; 2. UD; 3. Towson; 4. Villanova; 5. Richmond).

**Campbell Remains Consistent:** With Rhode Island's run game controlling the game clock, the Tribe's offense only had a total of four first half possessions and just

a total of 10 for the game, running just 60 offensive plays. But Campbell and the Tribe made the most of the limited opportunities by converting five of the 10 possessions into scores (four TDs, one FG).

In throwing for 197 yards, on 20 completions in 27 attempts against the Rams, Campbell surpassed the 4,000-yard barrier for his career and moved his total to 4,074 yards (in 16 career starts), a figure that is good for seventh-place on the Tribe's all-time career charts (see complete listings on page 12). Campbell accounted for 202 total yards vs. URI, which moved his career mark to 4,526 (an average of 282.9 yards/start) and also moved him into seventh place on the Tribe's all-time listing in that category as well.

Despite throwing his first pick of the 2004 season against Northeastern (and only in his last 187 attempts), Campbell still carries an impressive interception to TD ratio of nearly four to one for his career (31 TDs/8 Ints). For his career, Campbell has thrown a total of just three INTs in 11 conference contests.

In his 16 career starts, Campbell has accounted for at least one TD (either pass or run) on 15 occasions (his only miss coming in the deluge at New Hampshire). Overall, he has accounted for 37 total career touchdowns (31 passing, six rushing), an average of better than two per outing.

In completing 74% of his passes vs. Rhode Island, Campbell now has completed better than 50% of his attempts in all but one of his 16 career starts (again, vs. UNH, when he connected on 12 of his 21 attempts). For his career, Campbell has a completion percentage of .631, which ranks him second all-time at the College.

Coming into the game with Rhode Island, Campbell had rolled up a remarkable 746 yards in the previous two contests (he posted a career best 378 yards in the team's win over Northeastern and 368 in the win over Liberty). This total stands as the highest two-game mark in school history. In back-to-back games, Campbell turned in the eighth (378) and ninth (368) best single-game performances in the College's history. He now joins Mike Cook (1995-98) as the only QB to have two efforts listed among the top 10 single game performances (see complete listing on page 20). When you add in the 32 rushing yards (on eight attempts), Campbell turned in a career best 400-yard afternoon of total offense vs. the Flames.

Currently, he is averaging 261.3 yards

passing and 281.8 total yards a game. Both figures rank him second in the conference and 12th nationally.

**300 Club:** With three outings of 300 yards or better in six games of the 2004 season, Campbell is well on his way to making a run at Stan Yagiello's school record of six 300-yard outings in a single season. The last QBs to post more than three 300-yard efforts in a single season were Mike Cook (1998) and Chris Hakel (1991), with four.

**Quick Starts:** Campbell's 1,538 passing yards trails only Chris Hakel's 1991 total of 1,587 as the best start through six games in school history. Hakel went on to throw for 2,974 yards that season.

Campbell's current pace of 261.3 pass yards/game, is currently off Mike Cook's school single-season passing average record of 275.3 set in 1998, as Cook threw for 3,028 yards in 11 games during the 1998 season. But, if Campbell were to maintain his average of 281.8 yds/gm in total offense, it would break Cook's school record of 278.0 (also set in the 1998 season).

**Very Offensive:** With Campbell at the controls, the College is averaging 32.0 points and 379.8 total yards a contest through six games. Over his 16 career starts, the Tribe has averaged better than 30 points and 383 yards of total offense a game.

**2,000 and Counting:** Senior tailback **Jon Smith** surpassed the 2,000-yard mark for his career (2,027) Saturday against Rhode Island, rushing for 36 yards on a team-high 13 carries. Smith actually hit the 2,000-yard mark on his very first attempt of the game, a nine-yard run on the Tribe's third offensive snap of the game. He needs just 108 yards to crack the top 10 career rushing list at W&M. (See page 12 for complete top 10 rushing list).

**Nation's Best:** As the season is past its midpoint, junior kicker Greg Kuehn has established himself as one of the nation's premier I-AA placekickers. His average of 1.83 field goals per game is the top figure in all of I-AA football, while his .833 success rate is second amongst kickers with more than eight attempts on the season. His 11 total field goals trails only Hampton's Andrew Paterini (12) for the top total in the nation.

He has recorded three field goals in one game on three separate occasions this season and a total of six times in his career. Kuehn currently has 38 career FGs (on 52 attempts, .730 conversion), a total that is the fourth best Tribe history and the seventh-best career total in the Atlantic 10 (see chart on page 12).

Kuehn's average of 9.17 points a game leads all conference kickers and ranks 10th nationally amongst all players.

When he was true on his only attempt on the afternoon, vs. URI (a 28 yarder), he extended his streak of makes from inside the 40-yard line to 13 (dating back to last season), and for his career, he has misfired only a total of five times in 35 career tries from inside the 40 (.857).

Kuehn has already earned the Atlantic 10's Special Team's Player of the Week honors on two occasions this season.

His first honor came when he provided all the points in the Tribe's 9-7 upset at then 10th-ranked New Hampshire. He was recognized again, for his efforts against Northeastern, when he was no less valuable, and possibly even a little more clutch, as accounted for 12 points on three field goals and three extra points. His final field goal of that afternoon came on a 28-yard effort in overtime and sealed the 38-35 win for the College.

Kuehn has already put himself in the Tribe's record books this season, as he has been true on all 22 of his extra point attempts. Against VML, his first attempt marked the 51st-straight conversion, breaking former All-American Brett Sterba's school-record of 50, set between the 1999 and 2000 seasons. Kuehn has now booted 67 consecutive extra points and has not missed a point after since the 2002 season (vs. NE). For his career, Kuehn has converted 90 of his 91 PAT attempts (.989).

The College's success in the kicking game has been well documented over the seasons, as a Tribe place kicker has been



*Junior linebacker Thad Wheeler (34) recorded a career-high and team-leading 16 tackles against Rhode Island Saturday. He had seven total stops coming into the game.*

named to the all-conference team in each of the last seven years. Kuehn has earned the honor each of the past two years and seems to be on track for a third in 2004.

The Tribe's school record for career field goals is held by current NFL stand-out, Steve Christie, who hammered out 57 career three-pointers. Two-time all-conference performer, Brian Shallcross is second with 48 treys, while Sterba sits in third with 46. Shallcross and Sterba currently hold the first and second positions on the A10's career field goal chart, respectively.

With at least five games remaining in his junior season, Kuehn seems on track to make a run at Christie's career mark, as he'll enter Saturday's game averaging better than one FG/start (38 FGs in 27 career games). For perspective's sake, Christie and Shallcross entered their senior seasons with 36 and 33 field goals, respectively.

**Stepping Up:** With a solid four catch, 58-yard performance vs. URI, receiver Dominique Thompson continued what has been an extremely productive senior season. He has excelled in stretching defenses and has emerged as one of the league's more dangerous deep threats. Currently, he is averaging better than 20 yards a catch over his 32 receptions on the season. His 20.0



yds/catch average is the second-highest total in the league amongst players currently ranked in the top 10 in receiving yardage and is the top total for players with more than 30 receptions on the year.

Two weeks ago, in the win over Liberty, Thompson established career highs in both receptions (10) and receiving yards (221). His receiving yardage ranks as the third-best single-game total in the school's history. What, perhaps, was more impressive, was his 10 catches, as only THREE Tribe players have recorded 10, or more, receptions in the last 10 years in Laycock's diverse, spread the field, offense. For example, the top four receivers in school history (in terms of catches) combined for just a TOTAL of three 10-plus-reception afternoons (Rich Musinski, two; Dave Conklin, one).

His standout efforts came on the heels of a scintillating five-catch, 157-yard performance in the Tribe's win over 19th-ranked Northeastern. His combined 378 receiving yards in those two contests stands as the highest consecutive game output in school history.

On the season, Thompson has now caught 32 passes for 640 yards and three scores. More than half (17) of his 32 receptions have gone for more than 15 yards and 22 of his last 24 catches have moved the chains for the College. For the year, all but four of his catches have resulted in first downs.

His average of 106.7 yards a game ranks him second in the conference and is seventh nationally, while his 5.33 catches/game stands as the sixth highest per game total in the conference.

As an added bonus, Thompson also lends his speed and elusiveness to the kick return squad and had racked up 140 yards over eight returns. His all-purpose yardage total of 129.50 yds/gm ranks second in the league.

**Bigger is Better:** Certainly, the play of Dominique Thompson over the past several weeks has been very large to the Tribe's successes. But, as big as he has been for the offense, he is by no means the biggest target IN the offense, as the Tribe compliments his dangerous downfield skills with a duo of imposing pass catchers. Starting with redshirt freshman wide Joe Nicholas, whom stands 6-3 and weighs in at over 200-pounds, the College's top three receivers past Thompson all stand at 6-3, or better. Senior Jon Pitts, who is third

on the squad with 13 grabs for 154 yards, lends a physical 6-3, 215-pound presence as the slot receiver, while sophomore TE Matt Trinkle is the largest, and most imposing, standing at 6-5, 250 (see GOOD ENDING note to follow).

Nicholas has been a steady contributor through his first six career games, as he is second on the team in both receptions (15) and receiving yards (230). In the team's win over Northeastern, he transformed from solid to spectacular, making several acrobatic catches and played a pivotal role in helping power the upset. He ended the game with a career best six catches for 111 yards. While he set up two scoring drives with long catches, perhaps his most valuable play came as he beat his defender to the corner of the end zone and pulled down what proved to be a very critical two-point conversion on the Tribe's last touchdown. His two points put the Tribe up seven, and helped prevent a Northeastern touchdown from providing the winning margin.

His 100-yard effort was the first by a Tribe freshman since, of course, Rich Musinski went over the 100-yard mark in the 2000 season vs. VMI (four catches for 111 yards).

**Good Ending:** With the team's regular starting TE, Adam Bratton, nursing a hip pointer, sophomore tight end Matt Trinkle has seen the majority of snaps over the past three games. He has responded to the increased playing time by making a large impact on the Tribe's passing game. This past weekend, vs. URI, Trinkle brought down seven passes, including two for scores, an output that equaled his entire season's worth of production from 2003. In fact, seven catches would have stood as the team's season high total for a TE in three of the last five seasons.

Trinkle cuts an imposing figure in the opposition's defensive backfield, as he stands 6'5" and weighs 250 pounds. But, his size doesn't prevent him from getting down field to make plays, as he also a good athlete with soft hands. He emerged as a key outlet receiver for Campbell in the past three games, as he contributed 140 receiving yards on 11 catches. For the season, Trinkle is tied for third on the team with 13 grabs for 151 yards.

**Picking up the Slack:** The Tribe offense lost nearly 1,000 rushing yards (972) and eight touchdowns from last season's team due to injury, graduation and attri-

# Tribe CLUB

The Tribe Club and the William and Mary Alumni Association are hosting pre-game tailgate parties at a number of W&M away game this season. Here is a list of tailgates where you can join fellow alumni and friends on the road in support of Tribe football.

Delaware - Oct. 23  
W&M Tent on Practice Field  
11:00 a.m. - Kickoff (1 p.m.)




Towson - Oct. 30  
Auburn Pavilion  
4:00 p.m. - Kickoff (6 p.m.)



James Madison - Nov. 13  
Softball Field/Convo  
10:30 a.m. - Kickoff (12 p.m.)



To register for any tailgate log on to [www.wmalumni.com](http://www.wmalumni.com) or call 757-221-1174. To order your game tickets call the W&M Ticket Office at 757-221-3340.



*Junior defensive backs Stephen Cason (left) and James Miller (right) celebrate after the Tribe's 31-24 victory over URI Saturday. Miller recorded 13 total tackles against the Rams, while Cason made six total stops.*

tion, including the loss of leading rusher Delmus Coley, senior fullback Nick Rogers and promising young tailback Trevor McLaurin. At just past the halfway point of this season, the triple threat of senior Jon Smith, sophomore transfer Elijah Brooks and senior Lang Campbell have made up more than half of that lost yardage, and they have nearly doubled the point production from the running game. This three pronged attack has covered 604 yards, led by Smith's 265, and reached the endzone 15 times with Smith notching five touchdowns, Brooks with four and Campbell with six. These three players have also connected for 14 pass completions and 124 yards to add another dimension to the Tribe attack.

**Clearing the Way:** Opening up holes for this running attack is a seasoned offensive line anchored by senior tackle Matt Witham and junior center Pat Mulloy. They, along with juniors Michael Grenz (tackle) and Ryan Lumm (guard), and true sophomore Cody Morris (guard), are also charged with keeping Campbell off of the turf. The group has performed admirably in this task yielding only nine sacks in 172 pass attempts, an average of only 1.5 sacks per game. They have also held op-

ponents to zero or one sack in four of the Tribe's first six games.

**Filling in:** With starting middle linebacker Travis McLaurin limited by a knee injury suffered in the first quarter, junior linebacker **Thad Wheeler** more than took advantage of increased playing time, as he recorded a career-high and team-leading 16 tackles, including 2.0 for a loss, in Saturday's win over Rhode Island. Coming into the URI game, Wheeler had just seven total tackles on the season, which he matched in solo tackles alone on Saturday. Wheeler earned Quarterback Club Defensive Player of the Week honors for his efforts against the Rams.

**Three and Out:** In the Tribe's 49-38 season-opening loss at Division I-A North Carolina, the Tar Heels converted 10 of 12 third-down attempts against the W&M defense. In a stark contrast, the five Division I-AA opponents the Tribe has faced have managed only a 30.6% (19-for-62) success rate on third down against W&M. In fact, the College has held each of its four of its five Division I-AA opponents under their season average on third-down conversions, and only Northeastern, which leads the A10 in third-down conversions, had a 50% success rate. URI is the only I-AA team that had a better third-down conversion percentage against W&M than its season average.

Here is short break down of the Tribe's last five opponents on third down attempts:

- Rhode Island - 7-for-16 (43.8%) vs. W&M.
- Liberty - 3-for-15 (20.0%) vs. W&M, 30-for-89 on the season (33.7%).
- Northeastern - 8-for-16 (50.0%) vs. W&M, 34-for-64 on the season (53.1%).
- VMI - 3-for-15 (20.0%) vs. W&M, 30-for-90 on the season (33.3%).
- New Hampshire - 5-for-16 (31.3%) vs. W&M, 39-for-88 on the season (44.3%).

**Defensive Stands:** The parity and competitiveness throughout the Atlantic 10 have always been well documented and have

been no more evident than in the past few weeks with close games coming down to the wire, decided by game-winning scores or game-clinching stops in the final minutes.

W&M's three league games have been no different, as the defense has preserved a Tribe victory each time with key stands in the waning moments.

Here is a breakdown of those stops in the Tribe's three A10 wins:

### W&M 9, UNH 7 - Sept. 18

In the A10 opener at UNH on Sept. 18, with the Tribe leading 9-7, the Wildcats assumed possession at their 45-yard line with 3:03 remaining in the game. UNH, which was ranked 10th after wins over Delaware and I-A Rutgers, quickly gained two first downs and was stationed at the WM 34-yard line nearly 30 seconds later.

After a pair of incomplete passes by UNH QB Ricky Santos, who threw five TD passes in a win over Rutgers a week earlier, the Wildcats were faced with third-and-10 with 2:25 remaining following a W&M timeout. Santos connected on a 3-yard pass on third down to set up fourth-and-seven.

On fourth down, Santos dropped back to pass, but was pressured out of the pocket and attempted to run for the first down, when juniors **Jonas Watson** and **Travis McLaurin** pulled him down from behind, resulting in a two-yard gain and a turnover on downs with 1:48 remaining.

### W&M 38, NU 35 (OT)

Despite allowing a game-tying TD reception with 42 seconds left in regulation, the defense bounced back in a tremendous way against 16th-ranked Northeastern in overtime on Oct. 2.

On the first play of the extra session, junior defensive end **Adam O'Connor** fired off the line and into the NU backfield, sacking Huskie QB Shawn Brady for an 11-yard loss.

After a pair of incomplete passes, NU was forced to attempt a 53-yard FG, which fell well short.

All-conference kicker **Greg Kuehn** nailed a 28-yard FG on the Tribe's possession, and W&M had its second conference victory over a ranked opponent in as many tries.

### W&M 31, URI 24



*Sophomore tight end Matt Trinkle reaches back for his second TD reception vs. URI Saturday.*

After sophomore tailback **Elijah Brooks** plowed in from two yards out to give the Tribe a 31-24 advantage with just over eight minutes remaining Saturday, the defense produced two opportune stands to seal W&M's third A10 victory.

URI took over at its 20-yard line, after Kuehn's kickoff sailed through the end zone for a touchback. The Rams, who piled up 409 yards of total offense in the game, marched 48 yards in eight plays and a six-yard gain on first down had the Rams facing second-and-four at the W&M 26-yard line. On second down, O'Connor stuffed URI tailback Jason Ham, who rushed for 109 yards, for no gain, and two incomplete passes later, the Tribe gained control on downs with 4:19 remaining.

The URI defense responded with a key stop of its own, forcing the Tribe three plays and out, and after a timely 48-yard punt from senior **Mike Mesi**, the Rams regained possession at their 26-yard line with 2:12 remaining.

URI QB Jayson Davis completed a seven-yard pass to open the drive and rushed four yards to pick up a first down on the next play. After another short pass completion on first down, a pair of incomplete passes had URI facing fourth down and nine to keep the drive alive, when junior cornerback **Stephen Cason** broke into the backfield and stopped Davis for a six-yard loss on a botched trick-play attempt.

The Tribe took over on downs once again, and a pair of Campbell kneeldowns capped off W&M's seventh consecutive A10 victory, dating back to last season.

**Out of the Block:** On URI's second offensive possession Saturday, Tribe senior **Craig Patterson** blocked a Rams' punt on fourth-and-21 from the URI 49-yard line, which rolled out of bounds at the Rams' 33-yard line. The snap sailed over URI punter Justin Cherry's head, and after tracking down the loose ball, he attempted to get the kick off, but Patterson was there for block. The play quickly swung the early momentum in W&M's favor, as six plays later, Campbell found Trinkle in the end zone again for a 14-7 lead.

**Look at the Numbers:** As the Tribe has just passed the half-way point of

the season, a quick look at the defensive numbers sees junior linebacker **Chris Ndubueze** and junior safety **James Miller** sharing the team lead with 50 total tackles.

Each player bolstered their numbers Saturday against URI, as Ndubueze was second on the squad with 14 total tackles, and Miller was third with 13 total stops.

Miller's mid-season resume also includes three interceptions, four pass break-ups and one fumble recovery, while Ndubueze has been just one facet of an outstanding overall performance from the Tribe's linebacking corps (see note to follow).

**Backing the Line:** Entering the season, much of the attention drawn about the W&M linebackers was centered around junior all-conference performer **Travis McLaurin**. But, the inspiring play of Ndubueze and sophomore **Ryan Nickell** makes the Tribe linebacking corps one of the best units in the A10.

Nickell ranks fifth on the team with 27 total tackles, including 6.0 total tackles for loss, which matches junior **Jonas Watson** for second. Against URI, Nickell recorded nine total stops, including 2.5 TFLs. Perhaps his best effort came in the 42-6 win over VMI on Sept. 25, when Nickell registered the first two interceptions of his career on consecutive

VMI snaps.

McLaurin is third on the squad with 38 total tackles, putting all three linebackers in the team's top five. In addition to his 38 tackles, McLaurin has recovered three fumbles, which ties for the A10 lead.

**Cashing In:** W&M's defense has caused nine turnovers through six games, and the offense has converted each of the opportunities into points. In fact, nine of the Tribe's 29 scoring drives this season have come after a turnover (see page 21).

**Covering the Kicks:** The Tribe's excellent special teams play has also come in the form of kickoff coverage this season, as W&M leads the conference, allowing an average of just 14.0 yards per return. In addition to the coverage, Kuehn's kicking has been instrumental in the Tribe's league-leading performance.

On Saturday, the Rams recorded only three kickoff-return yards on one return, mainly because four of Kuehn's kickoffs sailed into the end zone, or through the end zone, for touchbacks.

At Liberty, the College limited the Flames to 62 kickoff-return yards on six attempts, an average of 10.3 yards per return. Redshirt freshman **Tony Viola** recorded three tackles on kickoff coverage Saturday to garner Quarterback Club Special Team's Player of the Week honors.



*Sophomore linebacker Ryan Nickell pulls down URI quarterback Jayson Davis Saturday at Zable Stadium. Nickell made nine total stops, including 2.5 for a loss.*

# THE TRIBE IN 2004

Overall: 5-1  
 At home: ..... 3-0  
 Away:.....2-1  
 On grass: .....4-1  
 On turf: .....1-0  
  
 A-10 overall: .....3-0  
 A-10 home: .....2-0  
 A-10 road: .....1-0

By Month:  
 September: .....2-1  
 October: .....3-0  
 November: .....0-0  
 December: .....0-0

When scoring first.....3-1  
 When opponent scores first.....2-0  
 When scoring 20+ points .....4-1  
 When scoring less than 20 points.....1-0  
 When leading at half .....3-1  
 When trailing at half .....1-0  
 When tied at half .....1-0  
 When leading after 3 qtrs .....4-1  
 When trailing after 3 qtrs .....1-0  
 When tied after 3 qtrs .....0-0  
 When out-passing opponent.....5-1  
 When out-rushing opponent.....3-0  
 When out-gaining opp. (total off.) ....4-0  
 With 35+ passing attempts .....1-1  
 With less than 35 passing attempts ...4-0  
 With 30+ rushing attempts .....5-1  
 With less than 30 rush attempts .....0-0  
 When leading TOP .....4-1  
 When trailing TOP .....1-0  
 With an individual 100-yd rusher .....0-0  
 With an individual 200-yd passer .....1-1  
 With an individual 100-yd receiver ..2-1  
 With opponent 100-yd rusher .....1-1  
 With opponent 200-yd passer .....1-1  
 With opponent 100-yd receiver.....1-0  
 When leading turnover ratio .....2-1  
 When trailing turnover ratio.....1-0



## SPORTS NETWORK TOP 25 OCT. 18

### Team (1st place votes) 2004 Record LW

1. Southern Illinois (73)	6-1	1
2. Georgia Southern (19)	6-1	2
3. Delaware (2)	5-1	3
4. Montana (1)	6-1	5
5. Wofford	5-1	6
6. Cal Poly (1)	6-0	9
7. Furman	5-2	8
8. Stephen F. Austin	5-1	10
9. Northwestern State	5-1	11
10. Western Kentucky	4-2	4
11. Sam Houston State	5-1	13
12. Jacksonville State	6-0	14
13. James Madison	5-1	17
<b>14. William &amp; Mary (1)</b>	<b>5-1</b>	<b>16</b>
15. New Hampshire	4-2	7
16. Lehigh	5-1	18
17. Hampton	6-1	22
18. Colgate	4-2	20
19. Maine	3-3	12
20. South Carolina State	5-1	NR
21. Pennsylvania	4-1	25
22. Harvard	5-0	NR
23. Appalachian State	4-3	15
24. Villanova	4-3	24
25. UC Davis	5-1	21

## ESPN/USA TODAY TOP 25 OCT. 18

### Team (1st place votes) 2004 Record LW

1. Southern Illinois (29)	6-1	1
2. Georgia Southern (7)	6-1	2
3. Delaware	5-1	3
4. Montana	6-1	5
5. Cal Poly (1)	6-0	8
6. Wofford	5-1	7
7. Furman	5-2	9
8. Stephen F. Austin	5-1	10
9. Northwestern State	5-1	11
10. Sam Houston St.	5-1	12
11. Western Kentucky	4-2	4
12. Jacksonville State	6-0	14
<b>13. William &amp; Mary</b>	<b>5-1</b>	<b>16</b>
14. James Madison	5-1	17
15. New Hampshire	4-2	6
16. Lehigh	5-1	18
17. Hampton	6-1	22
18. Colgate	4-2	20
19. Harvard	5-0	NR
20. Maine	3-3	13
21. South Carolina State	5-1	NR
22. Pennsylvania	4-1	NR
23. Montana State	4-2	25
24. Villanova	4-3	24
25. UC Davis	5-1	21

## CAMPBELL/SMITH/KUEHN CAREER WATCH

### W&M Career Passing Yards

1. 9,805 Dave Corley, Jr.	1999-02
2. 8,249 Stan Yagiello	1981-85
3. 7,295 Mike Cook	1995-98
4. 7,025 Chris Hapel	1988-91
5. 5,705 Shawn Knight	1991-94
6. 4,536 Chris Garrity	1979-81
<b>7. 4,074 Lang Campbell</b>	<b>2001-</b>
8. 4,019 Tom Rozantz	1975-78
9. 3,361 Dan Darragh	1965-67
10. 3,087 Dave Murphy	1980-83

### W&M Career Total Offense Yards

1. 10,948 Dave Corley, Jr.	1999-02
2. 8,168 Stan Yagiello	1981-85
3. 7,245 Mike Cook	1995-98
4. 7,058 Chris Hapel	1988-91
5. 6,408 Shawn Knight	1991-94
6. 5,385 Tom Rozantz	1975-78
7. 4,589 Bill Deery	1972-74
<b>8. 4,526 Lang Campbell</b>	<b>2001-</b>
9. 4,320 Chris Garrity	1979-81
10. 3,749 Derek Fitzgerald	1992-95

### W&M Career Passing Touchdowns

1. 73 Dave Corley, Jr.	1999-02
2. 62 Mike Cook	1995-98
3. 51 Stan Yagiello	1982-85
4. 46 Shawn Knight	1991-94
5. 43 Chris Hapel	1988-91
6. 36 Buddy Lex	1946-49
<b>7. 31 Lang Campbell</b>	<b>2001-</b>
8. 30 Dan Darragh	1965-67
9. 27 Chris Garrity	1979-81
10. 25 John Brosnahan	1985-88

### W&M Career Rushing Yards

1. 3,744 Derek Fitzgerald	1992-95
2. 3,543 Robert Green	1988-90
3. 2,949 Troy Keen	1992-95
4. 2,750 Alvin Porch	1994-97
5. 2,534 Tyrone Shelton	1987-90
6. 2,404 Jim Kruijs	1975-77
7. 2,401 Bill Deery	1972-74
8. 2,216 Hameen Ali, III	1997-00
9. 2,171 Phil Mosser	1970-71
10. 2,135 Michael Clemons	1983-86

(Smith - 2,027 career rushing yds)

### Atlantic 10 Career Field Goals

1. 48 Brian Shallcross, W&M	1994-97
2. 46 Brett Sterba, W&M	1997-00
3. 44 Brandon Hanes, NU	1994-97
4. 42 Chris Onorato, HU	2001-
5. 41 Rob Courter, UR	1987-90
6. 39 John Coursey, JMU	1993-96
<b>7. 38 Greg Kuehn, W&amp;M</b>	<b>2002-</b>
38 Casey Hannon, VU	1998-01
38 Matt Walker, URI	1995-98
10.36 Domingo Carlos, UC	1981-83

# William and Mary Football ALPHABETICAL ROSTER

No.	Name	Cl.	Pos.	Ht.	Wt.	High School	Hometown
36	Allen, Kevin	Fr.	DB	6-3	187	Highland Springs	Richmond, VA
64	Bowles, Jason	RF	DL	6-3	240	Phoebus	Hampton, VA
40	Bratton, Adam	Jr.	TE	6-4	250	Montoursville	Montoursville, PA
9	Brooks, Elijah	So.	TB	5-9	205	DeMatha	Largo, MD
42	Brown, Jerrett	Fr.	DB	6-0	185	Hopewell	Hopewell, VA
84	Burrow, Brandon	RF	DB	5-9	175	Colonial Heights	Colonial Heights, VA
12	Campbell, Lang	Sr.	QB	6-3	205	Handley	Winchester, VA
22	Cason, Stephen	Jr.	DB	6-0	202	James River	Richmond, VA
67	Cochran, Brent	RF	OL	6-4	280	South Lakes	Reston, VA
32	Coley, Delmus	So.	RB	5-9	195	Floyd Kellam	Virginia Beach, VA
37	Cox, Derek	Fr.	WR/DB	6-1	165	J.H. Rose	Winterville, NC
41	Cramer, Alex	RF	DB	5-11	180	Frank W. Cox	Virginia Beach, VA
15	Davis, Corey	So.	WR	6-1	190	Deep Creek	Chesapeake, VA
81	Ely, Mark	RF	WR	5-11	180	Unionville	Kennett Square, PA
43	Faha, Chris	Jr.	FB	6-2	210	Good Counsel	Silver Springs, MD
62	Falbo, Graham	RF	OL	6-0	240	Westfield	Centreville, VA
79	Grant, Michael	Fr.	OL/DL	6-5	270	Notre Dame	Wrightstown, NJ
75	Grenz, Michael	Jr.	OL	6-3	282	Wayne Hills	Wayne, NJ
95	Griffin, Jr., Jerome	Jr.	DL	6-3	240	Crestwood	Sumter, SC
76	Haley, Michael	Fr.	OL/DL	6-1	240	Great Bridge	Chesapeake, VA
51	Harrell, Wade	Sr.	DL	6-3	240	Smithfield	Smithfield, VA
53	Hiteshaw, Luke	Fr.	OL/DL	6-1	265	Mount St. Joseph	Baltimore, MD
28	Holmes, DeBrian	Fr.	RB	5-10	180	Woodside	Fort Eustis, VA
88	Holston, Nathan	So.	WR	6-0	190	Monacan	Richmond, VA
48	Horvath, Ryan	RF	FB	6-1	220	Midlothian	Midlothian, VA
80	Houff, David	Fr.	RB/LB	6-1	195	Blacksburg	Blacksburg, VA
17	Jackson, Paris	RF	WR	6-1	200	Westfield	Centreville, VA
92	Jones, Ryan	RF	DL	6-3	240	Blacksburg	Blacksburg, VA
96	Kelly, Justin	Sr.	DL	6-2	260	Lafayette	Williamsburg, VA
45	Kimber, Chris	Jr.	DB	6-2	212	Watkins Mill	Gaithersburg, MD
25	Kuehn, Greg	Jr.	PK	6-3	200	Potomac Falls	Potomac Falls, VA
61	Larkins, Josh	Fr.	OL/DL	6-1	285	Toms River North	Toms River, NJ
63	Lumm, Ryan	Jr.	OL	6-3	270	Santa Margarita	Mission Viejo, CA
33	Lustig, Josh	Sr.	WR	5-9	175	Cathedral Prep	Erie, PA
86	Mack, Elliott	Fr.	WR	5-11	185	Delbarton	Irvington, NJ
66	Maddux, Mark	Fr.	DL	6-2	260	Benedictine	Midlothian, VA
16	Marianacci, Joe	Fr.	WR	6-1	180	Wyoming Area	West Pittston, PA
56	Mazur, Danny	RF	LB	6-0	217	Middleton	Middleton, WI
99	McCarthy, Mike	Sr.	DL	6-3	270	Cumberland Valley	Mechanicsburg, PA
52	McLaurin, Travis	Jr.	LB	5-11	240	Thomas McKean	Wilmington, DE
23	McLaurin, Trevor	So.	RB	5-11	225	Thomas McKean	Wilmington, DE
13	Mesi, Mike	Sr.	P	6-0	195	Monmouth Regional	Eatontown, NJ
21	Miller, James	Jr.	DB	6-1	195	Lake Taylor	Norfolk, VA
87	Mitchell, Trey	Fr.	PK	5-10	165	Radford	Radford, VA
68	Morris, Cody	So.	OL	6-4	285	Hazelton Area	Jeansville, PA
4	Muldrow, Leonard	So.	LB	5-9	180	Ocean Lakes	Virginia Beach, VA
59	Mulloy, Patrick	Jr.	OL	6-4	300	Salesianum	West Chester, PA
82	Muro, Evan	Fr.	OL/DL	6-6	235	Warwick	Newport News, VA
54	Ndubueze, Chris	Jr.	LB	6-1	237	DeMatha	Lanham, MD

No.	Name	Cl.	Pos.	Ht.	Wt.	High School	Hometown
57	Neely, Brian	So.	OL	6-4	290	Lee Davis	Mechanicsville, VA
27	Nicholas, Joe	RF	WR	6-3	205	Hazelton Area	Sugarloaf, PA
55	Nickell, Ryan	So.	LB	6-2	210	Tabb	Yorktown, VA
90	O'Brien, Eric	Fr.	DL	6-2	250	Delone Catholic	Abbottstown, PA
97	O'Connor, Adam	Jr.	DL	6-7	275	Ragsdale	Greensboro, NC
39	O'Neil, T.J.	RF	LB	6-1	220	Tabor Academy	Duxbury, MA
72	Oliver, Justin	RF	OL	6-4	295	Gettysburg	Fairfield, PA
46	Otey, Matt	RF	RB	5-11	220	Hershey	Hershey, PA
38	Page, David	RF	DB	5-9	180	Cardinal Mooney	Sarasota, FL
26	Parrott, LeVince	So.	FB	5-10	215	Lafayette	Williamsburg, VA
6	Patterson, Corey	Sr.	DB	5-11	190	New Kent	New Kent, VA
5	Patterson, Craig	Sr.	DB	5-11	202	New Kent	New Kent, VA
58	Pendleton, Larry	Jr.	DL	6-3	285	Booker T. Washington	Norfolk, VA
98	Phillips, Brett	Fr.	WR	6-2	185	Seattle Prep	Seattle, WA
18	Phillips, Jacob	Fr.	QB	6-3	195	Bath County	Warm Springs, VA
19	Pitts, Jr., John	Sr.	WR	6-3	215	East Forsyth	Kernersville, NC
10	Potts, Michael	RF	QB	6-4	215	Middletown	Middletown, DE
91	Pritchard, Blair	So.	K	5-11	209	Atlee	Mechanicsville, VA
74	Pugh, Brandon	RF	DL	6-3	225	Indian River	Chesapeake, VA
50	Reyher, Todd	Fr.	LB/RB	6-0	205	Lafayette	Williamsburg, VA
65	Ridjaneck, Matt	Jr.	OL	6-5	265	Center	Monaca, PA
24	Riley, Richard	So.	DB	6-1	175	Gaithersburg	Gaithersburg, MD
44	Rutter, Josh	Fr.	LB	6-2	210	Francis Scott Key	Union Bridge, MD
70	Shafraan, Jonathan	Fr.	OL/DL	6-3	270	Langley	Great Falls, VA
35	Shaw, Jonathan	Jr.	DB	6-0	190	Lake Brantley	Altamonte Springs, FL
47	Shepherd, Marcus	RF	LB	5-11	200	Parkdale	Landover, MD
60	Skibinski, Ryan	Fr.	OL/DL	6-1	250	Jefferson Forest	Lynchburg, VA
31	Slye, Cedric	So.	DB	5-10	182	St. John's	Washington, D.C.
2	Smith, Jon	Sr.	RB	6-1	220	Country Day	Cincinnati, OH
98	Spencer, Christopher	Fr.	DB	5-7	155	Mt. Vernon	Alexandria, VA
71	Stewart, Brad	RF	OL	6-3	280	Bethel Park	Bethel Park, PA
29	Stout, Zachary	So.	DB	5-10	185	Lee Davis	Mechanicsville, VA
14	Taylor, Christian	So.	QB	6-4	210	Grafton	Yorktown, VA
11	Taylor, John	So.	WR	6-3	210	St. Albans	Washington, D.C.
49	Thomas, Jeff	Fr.	LB/RB	6-1	225	Lee Davis	Mechanicsville, VA
3	Thompson, Dominique	Sr.	WR	6-1	190	Riverside	Durham, NC
89	Tomon, Cody	Fr.	WR	6-0	185	St. Ignatius	Bricksville, OH
85	Trinkle, Matt	So.	TE	6-5	249	Allentown C. Catholic	Whitehall, PA
83	Troester, Jordan	So.	TE	6-3	225	New Kent	Providence Forge, VA
69	Turner, William	RF	LB	6-1	220	Franklin County	Wirtz, VA
30	Viola, Tony	RF	RB	6-1	230	Stonewall Jackson	Broadway, VA
93	Watson, Jonas	Jr.	DL	6-2	240	Bethel	Hampton, VA
34	Wheeler, Thad	Jr.	LB	6-1	215	Sequoyah	Canton, GA
8	Wheeling, Alan	So.	DB	5-9	170	Pulaski County	Dublin, VA
77	Williamson, Brian	So.	DL	6-4	240	Whiteville	Nakina, NC
78	Witham, Matthew	Sr.	OL	6-6	330	Tatnall School	Newark, DE
94	Wright, Josh	So.	DL	6-2	235	Amherst County	Madison Heights, VA

William and Mary Pronunciation Guide

Chris Faha - FAY	Mike Mesi - ME-see	Jordan Troester - TRO-ster
Greg Kuehn - KEEN	Chris Ndubueze - N-do-bwee-zee	Tony Viola - VEE-ola
Joe Marianacci - mary-uh-notch-ee	Matt Otey - Odie	Matthew Witham - WITH-um
Danny Mazur - MAH-zer	Cody Tomon - TAH-mon	

# WILLIAM AND MARY FOOTBALL NUMERICAL ROSTER

2	Smith, John.....	RB	37	Cox, Derek.....	WR/DB	70	Shafran, Jonathan.....	OL/DL
3	Thompson, Dominique.....	WR	38	Page, David.....	DB	71	Stewart, Brad.....	OL
4	Muldrow, Leonard.....	LB	39	O'Neill, T.J.....	LB	72	Oliver, Justin.....	OL
5	Patterson, Craig.....	DB	40	Bratton, Adam.....	TE	74	Pugh, Brandon.....	DL
6	Patterson, Cory.....	DB	41	Cramer, Alex.....	DB	75	Grenz, Michael.....	OL
8	Wheeling, Alan.....	DB	42	Brown, Jerrett.....	DB	76	Haley, Michael.....	OL/DL
9	Brooks, Elijah.....	TB	43	Faha, Chris.....	FB	77	Williamson, Brian.....	DL
10	Potts, Michael.....	QB	44	Rutter, Josh.....	LB	78	Witham, Matthew.....	OL
11	Taylor, John.....	WR	45	Kimber, Chris.....	DB	79	Grant, Michael.....	OL
12	Campbell, Lang.....	QB	46	Otey, Matt.....	RB	80	Houff, David.....	RB/LB
13	Mesi, Mike.....	P	47	Shepherd, Marcus.....	LB	81	Ely, Mark.....	WR
14	Taylor, Christian.....	WR	48	Horvath, Ryan.....	FB	82	Muro, Evan.....	OL/DL
15	Davis, Corey.....	QB	49	Thomas, Jeff.....	LB/RB	83	Troester, Jordan.....	TE
16	Marianacci, Joe.....	WR	50	Reyher, Todd.....	LB	84	Burrow, Brandon.....	DB
17	Jackson, Paris.....	WR	51	Harrell, Wade.....	DL	85	Trinkle, Matt.....	TE
18	Phillips, Jacob.....	QB	52	McLaurin, Travis.....	LB	86	Mack, Elliott.....	WR
19	Pitts, John.....	WR	53	Hiteshew, Luke.....	OL/DL	87	Mitchell, Trey.....	PK
21	Miller, James.....	DB	54	Ndubueze, Chris.....	LB	88	Holston, Nathan.....	WR
22	Cason, Stephen.....	DB	55	Nickell, Ryan.....	LB	89	Tomon, Cody.....	WR
23	McLaurin, Trevor.....	RB	56	Mazur, Danny.....	LB	90	O'Brien, Eric.....	DL
24	Riley, Richard.....	DB	57	Neely, Brian.....	OL	91	Pritchard, Blair.....	K
25	Kuehn, Greg.....	PK	58	Pendleton, Larry.....	DL	92	Jones, Ryan.....	DL
26	Parrott, LeVince.....	FB	59	Mulloy, Patrick.....	OL	93	Watson, Jonas.....	DL
27	Nicholas, Joe.....	WR	60	Skibinski, Ryan.....	OL/DL	94	Wright, Josh.....	DL
28	Holmes, DeBrian.....	WR	61	Larkins, Josh.....	DL	95	Griffin, Jerome.....	DL
29	Stout, Zachary.....	DB	62	Falbo, Graham.....	OL	96	Kelly, Justin.....	DL
30	Viola, Tony.....	RB	63	Lumm, Ryan.....	OL	97	O'Connor, Adam.....	DL
31	Slye, Cedric.....	DB	64	Bowles, Jason.....	DL	98	Spence, Christopher.....	DB
32	Coley, Delmus.....	RB	65	Ridjaneck, Matt.....	OL	98a	Phillips, Brett.....	WR
33	Lustig, Josh.....	WR	66	Maddux, Mark.....	DL	99	McCarthy, Mike.....	DL
34	Wheeler, Thad.....	LB	67	Cochran, Brent.....	OL			
35	Shaw, Jonathan.....	DB	68	Morris, Cody.....	OL			
36	Allen, Kevin.....	DB	69	Turner, William.....	LB			

## WILLIAM AND MARY FOOTBALL 2004 GAME-BY-GAME STARTERS

	UNC	UNH	VMI	Northeastern	Liberty	URI	Delaware	Towson	Villanova	IMU	Richmond
QB	Campbell	Campbell	Campbell	Campbell	Campbell	Campbell					
TB	Smith	Smith	Smith	Smith	Smith	Smith					
FB	Trinkle*	Nicholas^	Nicholas^	Nicholas^	Nicholas^	Bratton*					
WR	Lustig	Lustig	Pitts	Pitts	Pitts	Nicholas					
WR	Thompson	Thompson	Thompson	Thompson	Thompson	Thompson					
TE	Bratton	Bratton	Bratton	Bratton	Trinkle	Trinkle					
LT	Witham	Witham	Witham	Witham	Witham	Witham					
LG	Lumm	Lumm	Lumm	Lumm	Lumm	Lumm					
C	Mulloy	Mulloy	Mulloy	Mulloy	Mulloy	Mulloy					
RG	Morris	Morris	Morris	Morris	Morris	Morris					
RT	Grenz	Grenz	Grenz	Grenz	Grenz	Grenz					
DE	Watson	Wright	Wright	Wright	Wright	Wright					
DE	O'Connor	O'Connor	O'Connor	O'Connor	O'Connor	O'Connor					
DT	McCarthy	McCarthy	McCarthy	McCarthy	McCarthy	McCarthy					
DT	Kelly	Pendleton	Pendleton	Pendleton	Kelly	Kelly					
LB	Ndubueze	Ndubueze	Ndubueze	Ndubueze	Ndubueze	Ndubueze					
LB	McLaurin	McLaurin	McLaurin	McLaurin	McLaurin	McLaurin					
LB	Nickell	Nickell	Nickell	Nickell	Nickell	Nickell					
S	Shaw	Shaw	Shaw	Shaw	Shaw	Shaw					
S	Miller	Miller	Miller	Miller	Miller	Miller					
CB	Wheeling	Wheeling	Wheeling	Wheeling	Wheeling	Wheeling					
CB	Riley	Riley	Riley	Riley	Cason	Riley					

\*Started with two tight ends and no FB. ^Started with 3 receivers and no FB.

# THE LAST TIME IT HAPPENED...

## TEAM

Shut out an opponent ..... 34-0, at VMI, 9/8/01  
 Was shut out ..... 0-14, at Delaware, 11/1/97  
 Consecutive shutouts ... at NU (32-0), at UNH (39-0), 1995  
 Scored 90+ points ..... 95-0, vs. Bridgewater, 1931  
 Scored 80-89 points ..... 81-0, vs. Bridgewater, 1930  
 Scored 70-79 points ..... 77-0, vs. Bridgewater, 1932  
 Scored 60-69 points ..... 62-31, vs. VMI, 9/14/02  
 Scored 50-59 points ..... 59-21, vs. Richmond, 11/22/03  
 Consecutive 50+ games ... at NU (53), vs. VU (51), 1993  
 Consecutive 40+ games. vs. VMI (62), vs. Delaware (45), 2002  
 Passed for 400+ yards ..... 426, vs. NU, 10/28/00  
**Passed for 300-399 yards ..... 368, at Liberty, 10/9/04**  
 Passed for 200-299 yards ..... 222, vs. Richmond, 11/15/03  
 Rushed for 400+ yards ..... 433, vs. Villanova, 10/23/99  
 Rushed for 300-399 yards ..... 353, at VMI, 10/23/99  
 Rushed for 200-299 yards ..... 268, vs. UNH, 11/15/03  
 Rushed/Passed for 200+ yards ..... vs. UNH, 11/15/03  
 (268 rush, 276 pass)  
 Had 600+ yards of total offense ..... 609, vs. VMI, 9/14/02  
 Had 500-599 yards of total offense ..... 558, vs. UNH, 11/15/03  
 Had two players rush for 100 yards ..... vs. URI, 10/7/95  
**Had two players with 100+ rec. yds. .... vs. NU, 10/2/04**  
**Held opp. under 50 rush yards ..... 49, vs. VMI, 9/25/04**  
 Held opp. under 50 pass yards ..... 44, vs. URI, 11/9/02  
 Held opp. under 100 yards total off. .... 82, at Bucknell, 9/21/96  
 Allowed 600+ yards of total off. .... 638, at WMU, 9/6/03  
**Allowed 500-599 yards total off ..... 575, at UNC, 9/4/04**  
 Was held under 50 rush yards ..... 48, at UMass, 10/11/03  
 Was held under 50 pass yards ..... 30, vs. Boston, 9/19/92  
 Was held under 100 yards total offense ..... None post 1981  
**Blocked a punt ..... vs. URI, 10/16/04**  
 Blocked a field goal ..... vs. Hofstra, 43-yard att., 11/1/03  
 Returned a blocked punt for TD ..... at URI, 12 yds, 9/7/96  
**Had a punt blocked ..... at Liberty, 10/9/04**  
 Had a blocked punt returned for TD ... vs. Villanova, 11/11/00  
 Returned a punt for TD ..... at Richmond, 69 yds, 11/22/03  
 Returned a kickoff for TD ..... at NU, 96 yds, 9/16/95  
 Returned an interception for TD .... at UR, 77 yds, 11/22/03  
 Returned a fumble for TD ..... at URI, 0 yds, 10/25/03  
 Had a punt returned for TD ..... vs. JMU, 70 yds, 10/18/03  
 Had a kickoff returned for TD ..... at URI, 93 yds, 10/25/03  
 Had an int. returned for TD ..... vs. NU, 21 yds, 10/26/96  
 Had a fumble returned for TD ... vs. JMU, 46 yds, 10/11/97  
 Recorded a safety ..... at NU, 10/9/97  
 Surrendered a safety ..... at NU, 9/20/03  
 Scored a defensive TD ..... at Richmond, 11/22/03  
 Scored a special teams TD ..... at Richmond, 11/22/03  
 Scored defensive and special teams TD ..... at UR, 11/21/03  
**Won in overtime ..... 38-35 vs. Northeastern, 10/2/04**  
 Lost in overtime ..... 31-34, at JMU, 11/16/02

## INDIVIDUAL

Passed for 400+ yds ..... 426, D. Corley vs. NU, 10/28/00  
**Passed for 300-399 yds .... 368, L. Campbell, at LU, 10/9/04**  
 Passed for 200-299 yds ... 222, L. Campbell, at UR, 11/22/03  
 Passed for 6 TDs ..... S. Knight, vs. Maine, 11/6/93  
 Passed for 5 TDs ..... None  
 Passed for 4 TDs ..... D. Corley, vs. VU, 10/9/99  
 Passed for 3 TDs ..... L. Campbell, vs. UNH, 11/15/03  
**Passed for 2 TDs ..... L. Campbell, vs. URI, 10/16/04**  
 Completed 30+ att. .... 30, M. Cook, vs. UNH, 10/18/98  
**Completed 20-29 att. .... 20, L. Campbell, vs. URI, 10/16/04**  
 QB pass/rush for 100 yds ..... D. Corley, at VU, 11/11/00  
 (247 pass, 107 rush)  
**QB had 2 pass / 2 rush TDs ..... L. Campbell, at UNC, 9/4/04**  
 (2 pass, 2 rush)  
**QB had pass and rush TDs ... L. Campbell, vs. URI, 10/16/04**  
 (2 pass, 1 rush)  
 Rushed for 200+ yds ..... 201, A. Porch, at UConn, 10/18/97  
 Rushed for 150-199 yds ..... 198, J. Smith, at UNH, 10/19/02  
 Rushed for 100-149 yds ..... 122, D. Coley, vs. UNH, 11/15/03  
 Two players rush for 100 yards ..... vs. URI, 10/7/95  
 (Troy Keen (158) and Derek Fitzgerald (140))  
**Two players with 100+ receiving yds ..... vs. NU, 10/2/04**  
**Dominique Thompson (157) and Joe Nicholas (111)**  
 Had 30+ carries ..... 32, J. Smith, at UNH, 10/19/02  
**Had 20-29 carries ..... 23, J. Smith, at UNH, 9/18/04**  
 Rushed for 4 TDs ..... Blocker-Bodley, vs. VMI, 10/2/93  
 Rushed for 3 TDs ..... J. Smith, vs. VMI, 9/14/02  
**Rushed for 2 TDs ..... J. Smith, at Liberty, 10/9/04**  
**Had 200+ yards rec. .. 221, D. Thompson, at LU, 10/9/04**  
**Had 150-199 yds rec ..... 157, D. Thompson, vs. NU, 10/2/04**  
**Had 100-149 yds rec .... 111, J. Nicholas, vs. NU, 10/2/04**  
**Had 10+ receptions ..... 10, D Thompson, at LU, 10/9/04**  
 Had 4 TD receptions ..... V. Ragazzo, vs. WFU, 11/1/49  
 Had 3 TD receptions ..... R. Musinski, at Delaware, 10/4/03  
**Had 2 TD receptions ..... D. Trinkle, vs. URI, 10/16/04**  
 Ret. a KO for TD ..... M. McCain, 96 yds, at NU, 9/16/95  
 Ret. a punt for TD ..... M. Bobo, 69 yds, at UR, 11/21/03  
 Ret. a blocked punt for TD ... S. McDermott, at URI, 9/7/96  
 Blocked a FG .. B. Parker, 43-yard att., vs. Hofstra, 11/1/03  
**Blocked a punt ..... Cra. Patterson, vs. URI, 10/16/04**  
 Ret. a fumble for TD ..... A. O'Connor, 0 yds, at URI, 10/25/03  
 Ret. an INT for TD ..... J. Miller, 77 yds, at UR, 11/21/03  
 Made 4 FGs ..... B. Sterba, vs. NU, 10/28/01  
**Made 3 FGs ..... G. Kuehn, at Liberty, 10/9/04**  
 Kicked a 50+ FG ..... 51, G. Kuehn, vs. UD, 9/28/02  
 Kicked a 40-49 FG ..... 45, G. Kuehn, at URI, 10/25/03  
 2-point run ..... L. Campbell, vs. Hofstra, 11/1/03  
**2-point reception ..... J. Nicholas, vs. NU, 10/2/04**

**Bold - Occurred this season.**



## 2004 WILLIAM AND MARY SINGLE GAME HIGHS

### INDIVIDUAL GAME HIGHS

**Pass Attempts:** 41, L. Campbell at UNC, Sept. 4  
**Pass Completions:** 23, L. Campbell at UNC, Sept. 4  
**Passing Yards:** 378, L. Campbell vs. NU, Oct. 2  
**Passing TDs:** 2, three times, last - L. Campbell vs. URI, Oct. 16  
**Rushing Attempts:** 23, J. Smith at UNH, Sept. 18  
**Rushing Yards:** 63, J. Smith at UNH, Sept. 18  
**Rushing TDs:** 2, four times, last- J. Smith at Liberty, Oct. 9  
**Receptions:** 10, D. Thompson at Liberty, Oct. 9  
**Receiving Yards:** 221, D. Thompson at Liberty, Oct. 9  
**Receiving TDs:** 2, M. Trinkle vs. Rhode Island, Oct. 16  
**Total Offensive Yards:** 400, L. Campbell at Liberty, Oct. 9  
**All-Purpose Yards:** 247, J. Lustig at UNC, Sept. 4  
**Total Points:** 12, six times, last - M. Trinkle vs. URI, Oct. 16  
**Points Kicking:** 13, G. Kuehn vs. LU, Oct. 9  
**Points Rushing:** 12, four times, last - J. Smith at LU, Oct. 9  
**Points Receiving:** 12, M. Trinkle vs. Rhode Island, Oct. 16  
**Field Goals Made:** 3, three times, last - G. Kuehn at LU, Oct. 9  
**Field Goals Attempted:** 4, G. Kuehn vs. NU, Oct. 2  
**PATs Attempted:** 6, G. Kuehn vs. VMI, Sept. 25  
**PATs Made:** 6, G. Kuehn vs. VMI, Sept. 25  
**Punts:** 7, M. Mesi at UNH, Sept. 18  
**Punting Yards:** 264, M. Mesi vs. VMI, Sept. 25  
**Punting Average:** 44.5, M. Mesi vs. Rhode Island, Oct. 16  
**Punt Returns:** 6, J. Shaw vs. VMI, Sept. 25  
**Punt Return Yards:** 36, J. Shaw vs. VMI, Sept. 25  
**Kickoff Returns:** 6, J. Lustig at UNC, Sept. 4  
**Kickoff Return Yards:** 135, J. Lustig at UNC, Sept. 4  
**Kickoff Return Average:** 29.0, E. Brooks vs. URI, Oct. 16  
**Interceptions:** 2, R. Nickell vs. VMI, Sept. 25  
**Interception Yards:** 70, J. Miller at Liberty, Oct. 9  
**Tackles:** 16, C. Ndubueze at UNH, Sept. 18 & T. Wheeler vs. URI, Oct. 16  
**Solo Tackles:** 10, C. Ndubueze at UNH, Sept. 18  
**Tackles for loss:** 2.5, four times, last - R. Nickell vs. URI, Oct. 16  
**Sacks:** 2.0, J. Watson at Liberty, Oct. 9  
**Pass Breakups:** 3, S. Cason/A. Wheeling at Liberty, Oct. 9

### TEAM GAME HIGHS

**Pass Attempts:** 41, at UNC, Sept. 4  
**Pass Completions:** 23, at UNC, Sept. 4  
**Passing Yards:** 378, vs. NU, Oct. 2  
**Passing TDs:** 3, vs. VMI, Sept. 25  
**Yards Per Pass:** 14.0, at UNC, Sept. 4  
**Rushing Attempts:** 48, at UNH, Sept. 18  
**Rushing Yards:** 130, at Liberty, Oct. 9  
**Rushing TDs:** 4, at Liberty, Oct. 9  
**Yards Per Rush:** 3.9, at UNC, Sept. 4  
**Total Yards:** 498, at Liberty, Oct. 9  
**Points Scored:** 42, vs. VMI, Sept. 25  
**Touchdowns Scored:** 6, vs. VMI, Sept. 25  
**Field Goals Made:** 3, three times, last- at Liberty, Oct. 9  
**Field Goals Attempted:** 4, vs. NU, Oct. 2  
**PATs Attempted:** 6, at VMI, Sept. 25  
**PATs Made:** 6, vs. VMI, Sept. 25  
**Punts:** 7, at UNC, Sept. 4 & at UNH, Sept. 18  
**Punting Yards:** 264, vs. VMI, Sept. 25  
**Punting Average:** 44.5, vs. URI, Oct. 16  
**Punt Returns:** 6, vs. VMI, Sept. 25  
**Punt Return Yards:** 39, vs. URI, Oct. 16  
**Kickoff Returns:** 6, at UNC, Sept. 4; vs. NU, Oct. 2  
**Kickoff Return Yards:** 135, at UNC, Sept. 4  
**Kickoff Return Average:** 22.7, vs. VMI, Sept. 25; at LU, Oct. 9  
**Interceptions:** 3, vs. VMI, Sept. 25  
**Interception Yards:** 70, at Liberty, Oct. 9  
**Forced Fumbles:** 3, at UNC, Sept. 4  
**Fumble Return Yards:** 33, at UNC, Sept. 4  
**Forced Turnovers:** 4, at UNC, Sept. 4; vs. VMI, Sept. 25  
**Turnovers:** 1, four times, last - at Liberty, Oct. 9  
**Sacks:** 7, at Liberty, Oct. 9  
**First Downs:** 21, at UNC, Sept. 4  
**Third Down Conversion %:** .583 (7-for-12), vs. URI, Oct. 16  
**Fourth Down Conversion %:** 1.000 (2-for-2), at UNH, Sept. 18  
**Penalties:** 10, at Liberty, Oct. 9  
**Penalty Yards:** 90, at Liberty, Oct. 9  
**Possession Time:** 35:13, at UNH, Sept. 18

## 2004 WILLIAM AND MARY WEEKLY LEADERS

Opponent	Rushes	Rush. Yds	Receptions	Rec. Yds.	Tackles	TFLs	Sacks
at UNC	9, Brooks, Smith	45, Brooks	6, Lustig, Thompson	112, Lustig	15, Miller	2.5, Nickell	0.5, Watson, O'Connor
at UNH	23, Smith	63, Smith	3, Lustig, Thompson	55, Thompson	16, Ndubueze	1.0, (6 players)	1.0, Wright, Pendleton
VMI	15, Smith	52, Smith	4, Thompson	66, Thompson	6, McLaurin, Ndubueze	2.0, Watson	1.0, O'Connor, Watson
NU	12, Smith	45, Brooks	6, Nicholas	157, Thompson	8, O'Connor, Ndubueze	1.5, O'Connor, Wright	1.0, O'Connor
at LU	19, Smith	51, Smith	10, Thompson	221, Thompson	8, Cason, McLaurin	2.5, Cason, Watson	2.0, Watson
URI	13, Smith	54, Brooks	7, Trinkle	58, Thompson	16, Wheeler	2.5, Nickell	none
at UD							
at TU							
VU							
at JMU							
UR							

## 2004 OPPONENT SINGLE GAME HIGHS

### INDIVIDUAL GAME HIGHS

**Pass Attempts:** 33, S. Brady (NU), Oct. 2  
**Pass Completions:** 18, S. Brady (NU), Oct. 2  
**Passing Yards:** 301, S. Brady (NU), Oct. 2  
**Passing TDs:** 3, S. Brady (NU), Oct. 2  
**Rushing Attempts:** 32, J. Ham (URI), Oct. 16  
**Rushing Yards:** 133, R. McGill (UNC), Sept. 4  
**Rushing TDs:** 3, R. McGill (UNC), Sept. 4  
**Receptions:** 7, C. Parks (NU), Oct. 2  
**Receiving Yards:** 170, C. Parks (NU), Oct. 2  
**Receiving TDs:** 2, C. Parks (NU), Oct. 2  
**Total Offensive Yards:** 292, S. Brady (NU), Oct. 2  
**All Purpose Yards:** 170, C. Parks (NU), Oct. 2  
**Total Points:** 18, R. McGill (UNC), Sept. 4  
**Points Kicking:** 7, C. Barth (UNC), Sept. 4  
**Points Rushing:** 18, R. McGill (UNC), Sept. 4  
**Points Receiving:** 12, C. Parks (NU), Oct. 2  
**Field Goals Made:** 2, B. Way (VMI), Sept. 25  
**Field Goals Attempted:** 3, M. Kesic (NU), Oct. 2  
**PATs Attempted:** 7, C. Barth (UNC), Sept. 4  
**PATs Made:** 7, C. Barth (UNC), Sept. 4  
**Punts:** 7, A. Peters (VMI), Sept. 25; N. Crouch (LU), Oct. 9  
**Punting Yards:** 313, A. Peters (VMI), Sept. 25  
**Punting Average:** 44.7, A. Peters (VMI), Sept. 25  
**Punt Returns:** 5, J. Pollack (UNC), Sept. 4  
**Punt Return Yards:** 47, J. Pollack (UNC), Sept. 4  
**Kickoff Returns:** 4, D. Bailey (UNH), Sept. 18  
**Kickoff Return Yards:** 66, D. Bailey (UNH), Sept. 18  
**Kickoff Return Average:** 31.0, S. Hopkins (NU), Oct. 2  
**Interceptions:** 1, B. Osei (NU), Oct. 2  
**Interception Yards:** n/a  
**Tackles:** 14, F. Sparkman (UNC), Sept. 4  
**Solo Tackles:** 9, C. Graham (UNH), Sept. 18  
**Tackles for loss:** 3.0, B. Flenory (UNH), Sept. 18  
**Sacks:** 2.0, B. Flenory (UNH), Sept. 18  
**Pass Breakups:** 2, three times, last - S. Marrella (URI), Oct. 16

### TEAM GAME HIGHS

**Pass Attempts:** 39, VMI, Sept. 25  
**Pass Completions:** 19, VMI, Sept. 25  
**Passing Yards:** 301, NU, Oct. 2  
**Passing TDs:** 3, NU, Oct. 2  
**Yards Per Pass:** 16.7, UNC, Sept. 4  
**Rushing Attempts:** 71, URI, Oct. 16  
**Rushing Yards:** 321, UNC, Sept. 4  
**Rushing TDs:** 5, UNC, Sept. 4  
**Yards Per Rush:** 7.6, UNC, Sept. 4  
**Total Yards:** 575, UNC, Sept. 4  
**Points Scored:** 49, UNC, Sept. 4  
**Touchdowns Scored:** 7, UNC, Sept. 4  
**Field Goals Made:** 2, VMI, Sept. 25  
**Field Goals Attempted:** 3, NU, Oct. 2  
**PATs Attempted:** 7, UNC, Sept. 4  
**PATs Made:** 7, UNC, Sept. 4  
**Punts:** 7, UNH, Sept. 18; VMI, Sept. 25; LU, Oct. 9  
**Punting Yards:** 313, VMI, Sept. 25  
**Punting Average:** 44.7, VMI, Sept. 25  
**Punt Returns:** 7, UNC, Sept. 4 & UNH, Sept. 18  
**Punt Return Yards:** 63, UNC, Sept. 4  
**Kickoff Returns:** 6, LU, Oct. 9  
**Kickoff Return Yards:** 107, NU, Oct. 2  
**Kickoff Return Average:** 22.0, UNH, Sept. 18  
**Interceptions:** 1, NU, Oct. 2  
**Interception Yards:** n/a  
**Forced Fumbles:** 1, LU, Oct. 9 & URI, Oct. 16  
**Fumble Return Yards:** n/a  
**Forced Turnovers:** 1, four times, last - LU, Oct. 9  
**Turnovers:** 4, UNC, Sept. 4; VMI, Sept. 25  
**Sacks:** 4, UNH, Sept. 18  
**First Downs:** 25, URI, Oct. 16  
**Third Down Conversion %:** .833 (10-for-12), UNC, Sept. 4  
**Fourth Down Conversion %:** 1.000 (1-for-1), NU, Oct. 2  
**Penalties:** 8, VMI, Sept. 25  
**Penalty Yards:** 66, VMI, Sept. 25  
**Possession Time:** 31:45, URI, Oct. 16

### W&M LONGEST PLAYS OF THE SEASON

**Rush:** 21 yds, L. Campbell at UNH, Sept. 18  
**Rushing TD:** 6 yds, E. Brooks vs. VMI, Sept. 25  
**Pass:** 77 yds, L. Campbell to D. Thompson vs. NU, Oct. 2  
**Passing TD:** 77, L. Campbell to D. Thompson vs. NU, Oct. 2  
**Punt Return:** 23 yds, J. Shaw vs. URI, Oct. 16  
**Kickoff Return:** 32 yds, J. Lustig at UNC, Sept. 4  
**INT Return:** 70 yds, J. Miller at LU, Oct. 9  
**Punt:** 64, M. Mesi vs. VMI, Sept. 25  
**Field Goal:** 35 yds, G. Kuehn at UNH, Sept. 18  
**Drive:** 88 yds, 8 plays, 1:34, TD, at UNC, Sept. 4

### OPPONENT LONGEST PLAYS OF THE SEASON

**Rush:** 49 yds, R. McGill (UNC), Sept. 4  
**Rushing TD:** 12 yds, J. Lewis (UNC), Sept. 4  
**Pass:** 52 yds, J. Davis to J. Hill (URI), Oct. 16  
**Passing TD:** 52 yds, J. Davis to J. Hill (URI), Oct. 16  
**Punt Return:** 21 yds, J. Pollack (UNC), Sept. 4  
**Kickoff Return:** 49 yds, S. Hopkins (NU), Oct. 2  
**INT Return:** n/a  
**Punt:** 62 yds, A. Peters (VMI), Sept. 25  
**Field Goal:** 41 yds, Z. Kolegue (LU), Oct. 9  
**Drive:** 95 yds, 14 plays, 5:37, TD, (UNC), Sept. 4

# WILLIAM AND MARY SINGLE-GAME RECORDS

## INDIVIDUAL RECORDS

### SCORING

#### *Most Points*

36, Bill Palese vs. Bridgewater, 1931

#### *Most Touchdowns*

6, Bill Palese vs. Bridgewater, 1931

#### *Most PATs*

8, Terry Regan vs. Davidson, 1972

8, Greg Kuehn vs. VMI, 2002

#### *Most Field Goals*

4, Chris Dawson vs. Lehigh, 1992

4, Brian Shallcross vs. VU, 1995

4, Brett Sterba vs. Northeastern, 2000

### TOTAL OFFENSE

#### *Most Yards*

454, David Corley vs. N'eastern, 2000

### RUSHING

#### *Rush Attempts*

37, Wes Meeteer vs. Davidson, 1969

37, Troy Keen vs. Northeastern, 1994

37, Derek Fitzgerald vs. Penn, 1995

#### *Rushing Yards*

257, Phil Mosser vs. Ohio Wesl., 1970

### PASSING

#### *Pass Attempts*

52, Mike Cook vs. UNH, 1998

#### *Completions*

35, Dave Murphy vs. Rutgers, 1983

#### *Passing Yards*

426, David Corley vs. N'eastern, 2000

#### *Touchdown Passes*

6, Shawn Knight vs. Maine, 1993

### RECEIVING

#### *Receptions*

13, Rich Musinski vs. URI, 2003

13, Glen Bodnar vs. Colgate, 1984

#### *Receiving Yards*

240, Dave Conklin vs. VMI, 1997

#### *TD Receptions*

4, Vito Ragazzo vs. WFU, 1949

4, Corey Ludwig vs. Maine, 1993

### SACKS

3.5, Luke Cullinane vs. VU, 1996

### INTERCEPTIONS

4, Jack Bruce vs. Richmond, 1947

## INDIVIDUAL LONG PLAYS

#### *Rush from scrimmage*

95 yds, John Truehart vs. Elon, 1934

#### *Pass Completion*

87 yds, Dan Henning to Tom Scott vs. Navy, 1961

#### *Punt*

77 yds, Russell Brown, 1972

77 yds, Joe Agee, 1975

77 yds, Jack Freeman, 1942

#### *Punt Return*

101 yds, Dale Worrall vs. Bridgewater, 1932

#### *Kickoff Return*

100 yds, Dick Pawlewicz vs. UVA, 1974

#### *Run With Fumble*

91 yds, Meb Davis vs. Columbia, 1926

#### *Run with Interception*

93 yds, Marvin Graham vs. Virginia Tech, 1946

#### *Field Goal*

53 yds, Steve Christie vs. ETSU, 1987

53 yds, Steve Christie vs. UVA, 1988

53 yds, Brett Sterba vs. Delaware, 2000

## TEAM RECORDS

#### *Most Points Scored*

95, vs. Bridgewater, 1931

#### *Most Points Allowed*

93, by Delaware, 1915

#### *Most Yards Gained*

681, vs. Richmond, 1991

#### *Most Plays*

100, vs. Virginia Tech, 1971

#### *Rushing Yards*

453, vs. Ohio Wesleyan, 1970

433, vs. Villanova, 1993

419, vs. Delaware, 1973

417, vs. Richmond, 1974

413, vs. VMI, 1993

#### *Pass Attempts*

55, vs. Virginia Tech, 1971

#### *Pass Completions*

35, vs. Rutgers, 1983

#### *Passing Yards*

498, vs. VMI, 1997

426, vs. Northeastern, 2000

414, vs. Miami (Ohio), 1982

412, vs. JMU, 1985

403, vs. East Carolina, 1981

#### *First Downs*

36, vs. VMI, 1991

36, vs. VMI, 1993

#### *Most Interceptions*

6, vs. Wake Forest, 1947

#### *Best Defense Against the Run*

-39 yds, vs. Colgate, 1988

-39 yds, vs. Villanova, 1996

-11 yds, Quantico, 1967

-6 yds, vs. Villanova, 1993

#### *Best Defense Against the Pass*

9 yds, vs. UMass, 1995

9 yds, vs. East Carolina, 1980

9 yds, vs. Appalachian State, 1976

10 yds, vs. Furman, 1999

11 yds, vs. VMI, 1993

# WILLIAM AND MARY ALL-TIME OFFENSIVE PERFORMANCES

Note: This is corrected information from page 82 of the William and Mary football media guide. Changes were made in all three categories.

## Top Passing Performances

1. 426, Dave Corley vs. NU, 10/28/00
2. 406, Stan Yagiello vs. JMU, 9/28/85
3. 401, David Murphy at Marshall, 11/5/83
4. 399, Chris Garrity at ECU, 11/14/81
5. 385, Greg DeGennaro at Bucknell, 9/20/86
6. 383, Kenny Lambiotte vs. Colgate, 9/6/86
7. 381, Mike Cook at N. Iowa, 12/7/96\*
- 8. 378, L. Campbell vs. NU, 10/2/04**
9. 373, M. Cook vs. UNH, 10/24/98
- 10. 368, L. Campbell at LU, 10/9/04**
11. 360, D. Murphy vs. Rutgers, 10/22/83
12. 352, M. Cook at Ga. Southern, 9/6/97
13. 346, D. Corley vs. VMI, 9/14/02
14. 345, Chris Hakel vs. Delaware, 9/14/91
- 345, S. Yagiello vs. Norfolk St., 9/14/85
16. 339, M. Cook vs. Hampton, 10/31/98
17. 329, C. Garrity vs. Richmond, 11/21/81
18. 326, D. Corley vs. Delaware, 9/28/02
19. 325, M. Cook vs. VMI, 9/14/96
- 325, C. Hakel at Virginia, 9/29/90

## Top Rushing Performances

1. 257, Phil Mosser at Ohio Wes., 10/3/70
2. 219, Derek Fitzgerald vs. Penn., 10/14/95
3. 201, Alvin Porch at UConn., 10/18/97
- 4. 198, Jon Smith at UNH, 10/19/02**
5. 189, D. Fitzgerald at NU, 9/16/95
- 189, D. Fitzgerald vs. Villanova, 10/23/93
7. 186, A. Porch vs. Boston, 9/27/97
8. 183, A. Porch vs. Delaware, 11/2/96
9. 181, Robert Green at Navy, 9/21/91
10. 180, R. Green at Citadel, 9/8/90
11. 177, Tyrone Shelton vs. ETSU, 11/4/89
- 177, Hameen Ali vs. Delaware, 10/10/98
13. 173, A. Porch vs. Richmond, 11/15/97
14. 172, Bill Bowman vs. WFU, 9/19/53
15. 171, Jim Kruis vs. Navy, 10/16/76
16. 170, Troy Keen at Furman, 9/17/94
17. 165, R. Green vs. VMI, 10/13/90
18. 164, T. Shelton at Furman, 11/3/90
- 164, Keith Fimian vs. Virginia, 9/18/76
20. 159, A. Porch vs. JMU, 10/11/97

## Top Receiving Performances

1. 240, David Conklin at VMI, 9/13/97
2. 226, Mike Sutton at Marshall, 11/5/83
- 3. 221, Dom. Thompson at LU, 10/9/04**
4. 211, Kurt Wrigley vs. UR, 11/21/81
5. 198, Ron Gilliam vs. JMU, 9/28/85
6. 195, Chris Rosier at UConn., 10/18/97
7. 194, Rich Musinski vs. Delaware, 9/28/02
8. 191, R. Musinski at URI, 10/25/03
9. 184, C. Rosier at URI, 10/7/00
10. 183, Glenn Bodnar at Colgate, 11/10/84
11. 182, Dave Szydlik vs. JMU, 9/28/85
12. 168, C. Rosier at JMU, 10/28/00
13. 164, R. Musinski vs. UNH, 9/29/01
14. 162, D. Conklin vs. UConn., 11/14/98
15. 161, R. Musinski at UMass, 9/1/01
16. 158, Harry Mehre vs. Lehigh, 9/17/88
17. 157, Corey Ludwig at Delaware, 9/11/93
- 157, Domin. Thompson vs. NU, 10/2/04**
19. 154, C. Ludwig at Lehigh, 11/2/1991
20. 152, D. Conklin at N. Iowa, 12/7/96\*

## Most 200-yard Passing Games

- |     |                         |                     |
|-----|-------------------------|---------------------|
| 1.  | 31 David Corley         | 1998-2002           |
| 2.  | 24 Chris Hakel          | 1987-1991           |
| 3.  | 22 Mike Cook            | 1994-1998           |
| 4.  | 20 Stan Yagiello        | 1982-1985           |
| 5.  | 13 Shawn Knight         | 1990-1994           |
| 6.  | <b>10 Lang Campbell</b> | <b>2001-present</b> |
| 7.  | 7 Kenny Lambiotte       | 1985-1986           |
|     | 7 David Murphy          | 1981-1983           |
| 9.  | 6 Craig Argo            | 1986-1989           |
| 10. | 4 Chris Garrity         | 1979-1981           |

## Most 100-yard Rushing Games

- |     |                       |                     |
|-----|-----------------------|---------------------|
| 1.  | 19 Derek Fitzgerald   | 1991-1995           |
| 2.  | 15 Robert Green       | 1988-1991           |
| 3.  | 14 Alvin Porch        | 1993-1997           |
| 4.  | 11 Jim Kruis          | 1975-1977           |
| 5.  | 10 Troy Keen          | 1992-1995           |
| 6.  | 9 Tyrone Shelton      | 1987-1990           |
| 7.  | 7 Michael Clemons     | 1983-1986           |
| 8.  | 5 Hameen Ali, III     | 1996-2000           |
| 9.  | <b>4 Jon Smith</b>    | <b>2000-present</b> |
|     | 4 Komlan Lonegran     | 1998-2001           |
| 11. | <b>3 Delmus Coley</b> | <b>2003-present</b> |

## Most 100-yard Receiving Games

- |     |                  |           |
|-----|------------------|-----------|
| 1.  | 21 Rich Musinski | 1999-2003 |
| 2.  | 12 David Conklin | 1995-1999 |
| 3.  | 8 Chris Rosier   | 1996-2000 |
|     | 8 Mark Compher   | 1987-1990 |
| 5.  | 7 Josh Whipple   | 1992-1996 |
| 6.  | 6 Ron Gilliam    | 1983-1985 |
|     | 6 Corey Ludwig   | 1989-1993 |
| 8.  | 5 Terry Hammons  | 1991-1995 |
|     | 5 Mike Sutton    | 1981-1983 |
| 10. | 4 Harry Mehre    | 1985-1988 |
|     | 4 Jeff Sanders   | 1982-1984 |
|     | 4 Dave Szydlik   | 1984-1987 |
|     | 4 Mike Tomlin    | 1990-1994 |
|     | 4 Kurt Wrigley   | 1980-1982 |

# WILLIAM AND MARY SEASON PERFORMANCES

### Top Passing Performances

1. 378 Lang Campbell vs. NU ..... Oct. 2
2. 368 Lang Campbell vs. LU ..... Oct. 9
3. 322 Lang Campbell vs. UNC ..... Sept. 4
4. 192 Lang Campbell vs. URI ..... Oct. 16
5. 160 Lang Campbell vs. VMI ..... Sept. 25
6. 148 Lang Campbell vs. UNH ..... Sept. 18

### Top Rushing Performances

1. 63 Jon Smith, vs. UNH ..... Sept. 18
2. 54 Elijah Brooks vs. URI ..... Oct. 16
3. 52 Jon Smith, vs. VMI ..... Sept. 25
4. 51 Jon Smith vs. LU ..... Oct. 9
5. 45 Elijah Brooks vs. UNC ..... Sept. 4
- 45 Elijah Brooks vs. NU ..... Oct. 2
7. 42 Lang Campbell vs. UNH ..... Sept. 18
8. 41 Jon Smith vs. NU ..... Oct. 2
9. 38 Trevor McLaurin vs. VMI ..... Sept. 25
10. 36 Jon Smith vs. URI ..... Oct. 16

### Top Receiving Performances

1. 221 Dom. Thompson vs. LU ..... Oct. 9
2. 157 Dom. Thompson vs. NU ..... Oct. 2
3. 112 Josh Lustig vs. UNC ..... Sept. 4
4. 111 Joe Nicholas vs. NU ..... Oct. 2
5. 83 Dom. Thompson vs. UNC ..... Sept. 4
6. 66 Dom. Thompson vs. VMI ..... Sept. 25
7. 58 Dom. Thompson vs. URI ..... Oct. 16
8. 55 Dom. Thompson vs. UNH ..... Sept. 18
- 55 Matt Trinkle vs. NU ..... Oct. 2
10. 51 Josh Lustig vs. UNH ..... Sept. 18
- 51 Matt Trinkle vs. URI ..... Oct. 16

### 200-yard Passing Games

Lang Campbell 3

### 100-yard Rushing Games

### 100-yard Receiving Games

Dominique Thompson 2  
 Joe Nicholas 1  
 Josh Lustig 1

## 2004 WILLIAM AND MARY SCORING DRIVES/PLAYS

Opponent	Obtained	Plays	Yards	TOP	Result	Quarter	Play
North Carolina	Fumble	3	62	0:58	TD	First	Lustig 46-yard pass from Campbell
North Carolina	Kickoff	12	73	5:56	TD	First	Campbell 5-yard run
North Carolina	Fumble	4	4	1:40	TD	Second	Campbell 1-yard run
North Carolina	Interception	4	-2	1:37	FG	Second	Kuehn 21-yard field goal
North Carolina	Kickoff	10	80	4:22	TD	Third	Smith 2-yard run
North Carolina	Punt	8	88	1:34	TD	Fourth	Thompson 6-yard pass from Campbell
New Hampshire	Missed FG	13	67	5:12	FG	Second	Kuehn 27-yard field goal
New Hampshire	Punt	8	28	4:20	FG	Third	Kuehn 35-yard field goal
New Hampshire	Punt	10	64	4:34	FG	Fourth	Kuehn 21-yard field goal
VMI	Punt	10	63	4:00	TD	Second	Smith 2-yard run
VMI	Fumble	6	31	1:59	TD	Second	Brooks 6-yard run
VMI	Interception	2	34	0:34	TD	Second	Thompson 13-yard pass from Campbell
VMI	Interception	3	30	1:00	TD	Second	Nicholas 27-yard pass from Campbell
VMI	Kickoff	10	57	5:37	TD	Third	Smith 4-yard run
VMI	Punt	11	84	5:41	TD	Fourth	Taylor 4-yard pass from Potts
Northeastern	Punt	8	34	4:12	TD	First	Campbell 2-yard run
Northeastern	Kickoff	6	71	1:26	TD	Second	Campbell 2-yard run
Northeastern	Kickoff	8	72	3:54	TD	Third	Brooks 4-yard run
Northeastern	Kickoff	8	65	3:30	FG	Third	Kuehn 30-yard field goal
Northeastern	Missed FG	10	74	4:54	FG	Fourth	Kuehn 28-yard field goal
Northeastern	Interception	3	80	0:50	TD	Fourth	Thompson 77-yard pass from Campbell
Northeastern	Missed FG	6	14	----	FG	Overtime	Kuehn 28-yard field goal
Liberty	Punt	10	80	3:23	FG	First	Kuehn 22-yard field goal
Liberty	Kickoff	11	84	3:58	TD	First	Brooks 1-yard run
Liberty	Punt	8	53	2:51	TD	Second	Campbell 1-yard run
Liberty	Fumble	10	46	4:52	FG	Second	Kuehn 20-yard field goal
Liberty	Kickoff	7	64	3:01	TD	Third	Smith 1-yard run
Liberty	Punt	6	47	1:43	FG	Third	Kuehn 28-yard field goal
Liberty	Interception	3	9	1:29	TD	Fourth	Smith 1-yard run
Rhode Island	Kickoff	13	77	6:15	TD	First	Trinkle 3-yard pass from Campbell
Rhode Island	Punt	6	33	2:30	TD	First	Trinkle 3-yard pass from Campbell
Rhode Island	Punt	9	40	3:03	FG	Second	Kuehn 28-yard field goal
Rhode Island	Kickoff	12	82	4:51	TD	Third	Campbell 4-yard run
Rhode Island	Kickoff	8	60	4:10	TD	Fourth	Brooks 2-yard run



*Sophomore tailback Elijah Brooks scores the game-winning touchdown from two yards out Saturday against Rhode Island. Brooks led the Tribe ground attack with 54 yards on 12 carries. It was Brooks' fourth rushing TD of the season.*

TRIBE FOOTBALL  
HONOR ROLL

**A-10 Offensive Player of the Week**

Lang Campbell, Sr., QB - Sept. 5

**I-AA.org Weekly All-Star**

Lang Campbell, Sept. 5

**Don Hansen National Offensive**

**Co-Player of the Week**

Lang Campbell, Sept. 5

**A-10 Special Teams Player of the Week**

Greg Kuehn, Sept. 19

Greg Kuehn, Oct. 3

**Atlantic 10 Preseason Honors**

**First Team Offense:**

Lang Campbell, QB

Adam Bratton, TE

**First Team Defense:**

Travis McLaurin, LB

**Second Team Specialists:**

Michael Mesi, P

Greg Kuehn, PK

**I-AA.org Preseason Honors**

**Honorable Mention All-America:**

Lang Campbell, QB



*Junior all-conference kicker Greg Kuehn sizes up the game-winning field goal attempt against Northeastern in overtime on Oct. 2. Kuehn's kick was true and the Tribe beat NU, 38-35.*

WILLIAM AND MARY IN THE "RED-ZONE"

Opponent	WM In Red Zone	WM TDs	WM FGs	WM FGs Missed	WM No Score	WM RZ Score %
North Carolina	5	4	1	0	0	100.0
New Hampshire	3	0	3	0	0	100.0
VMI	5	5	0	0	0	100.0
Northeastern	6	3	3	0	0	100.0
Liberty	7	4	3	0	0	100.0
Rhode Island	5	4	1	0	0	100.0
Delaware						
Towson						
Villanova						
James Madison						
Richmond						
<b>SEASON</b>	<b>31</b>	<b>20</b>	<b>11</b>	<b>0</b>	<b>0</b>	<b>100.0</b>

Opponents in the Red-Zone

Opponent	Opp. In Red Zone	Opp. TDs	Opp. FGs	Opp. FGs Missed	Opp. No Score	Opp. RZ Score %
North Carolina	6	6	0	0	0	100.0
New Hampshire	2	1	0	1	1	.500
VMI	2	0	1	0	1	.500
Northeastern	6	4	0	1	1	.667
Liberty	2	2	0	0	0	100.0
Rhode Island	3	2	1	0	0	100.0
Delaware						
Towson						
Villanova						
James Madison						
Richmond						
<b>SEASON</b>	<b>21</b>	<b>15</b>	<b>2</b>	<b>2</b>	<b>3</b>	<b>.810</b>

# 2004 WILLIAM AND MARY GAME-BY-GAME RESULTS

## UNC 49, W&M 38

CHAPEL HILL, NC (9/4/04) -- Despite career days from **Lang Campbell** and **Josh Lustig** and four first-half turnovers, the Tar Heels used three fourth-quarter TDs from Ronnie McGill to rally past the Tribe, 49-38, at Kenan Stadium.

Campbell had the Division I-A North Carolina defense on its "heels" most of the afternoon, throwing for a career-high 322 yards and two TDs, including a 46-yard strike to Lustig to open the scoring. Lustig hauled in a career-best 112 yards on six catches. Campbell added a pair of rushing TDs in the first half and **Greg Kuehn** booted a 21-yard FG as time expired, as the Tribe built a 10-point halftime lead.

**Stephen Cason** and **Alan Wheeling** each forced a fumble in the first half, **Travis McLaurin** recovered two fumbles in the first half, including one he returned 33 yards and **Wade Harrell** returned his third-career interception 37 yards to set up Kuehn's FG, as W&M forced four turnovers in a game for the first time since 2002 (IU). **James Miller**, who also recovered a fumble, led the Tribe with 15 tackles.

**Dominique Thompson**, a NC native, caught six passes for 83 yards and a TD, while **Jon Smith** added a 2-yard TD run.

	1	2	3	4	Final
William and Mary	14	10	7	7	38
North Carolina	7	7	14	21	49

### Scoring Summary

Qtr	Team	Score	Time
1st	W&M	Lustig 46 pass from Campbell (Kuehn kick)	12:29
	UNC	Lewis 12 run (Barth kick)	6:46
	W&M	Campbell 5 run (Kuehn kick)	0:50
2nd	UNC	Scott 8 run (Barth kick)	13:07
	W&M	Campbell 1 run (Kuehn kick)	7:35
	W&M	FG Kuehn 21	0:00
3rd	UNC	Bowman 19 pass from Durant (Barth kick)	11:49
	W&M	Smith 2 run (Kuehn kick)	7:27
	UNC	Mitchell 29 pass from Durant (Barth kick)	1:50
4th	UNC	McGill 4 run (Barth kick)	13:32
	UNC	McGill 10 run (Barth kick)	11:05
	UNC	McGill 7 run (Barth kick)	6:57
	W&M	Thompson 6 pass from Campbell (Kuehn kick)	0:00

	W&M	UNC
First Downs	21	23
Rushes - Yards	31-120	45-341
Att-Cmp-Int	41-23-0	24-14-1
Pass Yards	322	234
Total Offense	442	575
Total Plays	72	69
Fumbles - Lost	0-0	3-3
3rd Down Conv.	5-16	10-12
Penalties - Yards	5-45	3-20
Sacks by - Yards	1-1	0-0
Time of Possession	31:41	28:19

### Rushing

W&M: Brooks 9-45, Campbell 6-35 (2 TD), Smith 9-24 (TD), Thompson 1-13, Parrott 1-4, McLaurin 5-1.  
UNC: McGill 13-137 (3 TD), Lewis 15-125 (TD), Scott 11-76 (TD), Durant 6-13.

### Passing

W&M: Campbell 23-41-0 322 (2 TD).  
UNC: Durant 14-24-1 234 (2 TD)

### Receiving

W&M: Lustig 6-112 (TD), Thompson 6-83 (TD), Nicholas 4-48, Pitts 2-28, Bratton 1-18, McLaurin 1-12, Brooks 1-10, Trinkle 1-6, Parrott 1-5.  
UNC: Bowman 6-61 (TD), Phillips 3-65, Holley 2-35, Pollock 1-38, Mitchell 1-29 (TD), Hedgecock 1-6.

### Defense

W&M: Miller 15 (8 solo, FR, BrUp), Tra. McLaurin 7 (2 FR), Cason 6 (FF, PBU), Nickell 6 (2 TFL), O'Connor 3 (0.5 sack, 2 QBH), Watson 3 (0.5 sack), Harrell (INT).

Attendance: 43,500

## W&M 9, #10 UNH 7

DURHAM, NH (9/18/04) - All-conference kicker **Greg Kuehn** connected on field goals of 27, 35 and 21 yards and the Tribe defense held the Wildcats' high-powered offense in check, as W&M won its conference-opener, 9-7, over 10th-ranked New Hampshire at rained-soaked Cowell Stadium.

Playing in heavy rains from the remnants of Hurricane Ivan, W&M held UNH to 226 offensive yards, nearly 150 below its average, after yielding 575 yard to North Carolina two weeks prior. It was the fewest yards allowed by a W&M defense since yielding 141 to Massachusetts in the 2001 season-opener.

All-American candidate **Lang Campbell** and the Tribe offense were efficient in the treacherous conditions, as Campbell threw for 148 yards on 11 for 23 passing and ran for 42 yards on 14 attempts. With 148 passing yards, he moved into 10th place on the W&M career passing list. Senior Jon Smith churned out 63 yards on 23 carries.

Kuehn kicked three field goals for the fourth time in his career, with the last coming in a win over Rhode Island on Oct. 25, 2003.

**Chris Ndubueze** paced the defense with a career-high 16 tackles, including 10 solo stops. Junior **Larry Pendleton** tallied seven tackles and a sack, while sophomore **Josh Wright**, who made his first career start, also recorded a sack.

The win gave W&M its first victory over a ranked opponent since knocking off 15th-ranked Northeastern in Williamsburg on Oct. 26, 2002.

	1	2	3	4	Final
William and Mary	0	3	6	0	9
#10 New Hampshire	7	0	0	0	7

### Scoring Summary

Qtr	Team	Score	Time
1st	UNH	Harvey 1 run (McCormack kick)	5:48
2nd	W&M	FG Kuehn 27	0:00
3rd	W&M	FG Kuehn 35	9:41
	W&M	FG Kuehn 21	3:06

	W&M	UNH
First Downs	13	13
Rushes - Yards	48-123	42-123
Att-Cmp-Int	23-11-0	21-12-0
Pass Yards	148	103
Total Offense	271	226
Total Plays	71	63
Fumbles - Lost	2-1	1-0
3rd Down Conv.	5-16	5-16
Penalties - Yards	6-50	2-25
Sacks by - Yards	2-17	4-18
Time of Possession	35:13	24:47

### Rushing

W&M: Smith 23-63, Campbell 14-42, Brooks 4-10, McLaurin 3-9, Parrott 1-2, Thompson 1(-1).  
UNH: Harvey 28-75 (TD), Santos 9-35, McCoy 3-12, Bailey 2-1.

### Passing

W&M: Campbell 23-11-0 148.  
UNH: Santos 21-12-0 103.

### Receiving

W&M: Thompson 3-55, Lustig 3-51, Pitts 2-20, Nicholas 1-9, Brooks 1-8, Trinkle 1-5.  
UNH: Kreider 4-27, Williams 3-38, Diner 2-21, Ball 1-9, Bailey 1-5, Harvey 1-3.

### Defense

W&M: Ndubueze 16 (10 solo), Miller 9 (5 solo), McLaurin 8 (4 solo, TFL), Riley 7 (TFL), McCarthy 7 (TFL), Pendleton 7 (sack), Kelly 5 (TFL), Wright 4 (sack).  
Attendance: 3,512

## W&M 42, VMI 6

WILLIAMSBURG (9/25/04) - All-American candidate **Lang Campbell** threw for 137 yards and a pair of touchdowns in the first half to surpass the 3,000-yard mark for his career, as W&M used four second-quarter touchdowns and another outstanding defensive effort to knock off state-rival VMI, 42-6, in front of 8,101 fans at Zable Stadium.

Playing on his 23rd birthday, Campbell went over the 3,000-yard plateau in the first quarter and went on to complete 11-of-15 passes for 160 yards to move into ninth place (3,136) on the College's career passing yards lists. With two TD passes, Campbell also moved into eighth place (28) on the career list at W&M.

The Tribe defense forced four turnovers for the second time this season (UNC) and held the Keydets to 197 total yards, the first time a W&M defense surrendered fewer than 200 total yards since a season-opening win at UMass in 2001 (146). Dating back to a 9-7 win at UNH on Sept. 18, W&M has not allowed a touchdown for over seven consecutive quarters, a feat that has not been accomplished since 1995.

Sophomore linebacker **Ryan Nickell** recorded interceptions on consecutive VMI offensive plays from scrimmage, while all-conference linebacker **Travis McLaurin** and **Chris Ndubueze** each had six tackles and defensive end **Adam O'Connor** recorded five stops, a sack and three quarterback hurries.

Senior tailback **Jon Smith** led the Tribe ground game with 52 yards and two TDs, as he inched closer to 2,000 rushing yards for his career (1,899).

	1	2	3	4	Final
VMI	0	6	0	0	6
William & Mary	0	28	7	7	42

### Scoring Summary

Qtr	Team	Score	Time
2nd	W&M	Smith 2 run (Kuehn kick)	14:56
	W&M	Brooks 6 run (Kuehn kick)	12:42
	VMI	FG Way 28	7:35
	W&M	Thompson 13 pass from Campbell (Kuehn kick)	3:58
	W&M	Nicholas 27 pass from Campbell (Kuehn kick)	2:52
	VMI	FG Way 39	0:42
3rd	W&M	Smith 1 run (Kuehn kick)	9:23
4th	W&M	Taylor 4 pass from Potts (Kuehn kick)	6:20

	W&M	VMI
First Downs	19	15
Rushes - Yards	45-98	31-49
Att-Cmp-Int	23-15-0	39-19-3
Pass Yards	207	148
Total Offense	305	197
Total Plays	68	70
Fumbles - Lost	1-1	2-1
3rd Down Conv.	8-14	3-17
Penalties - Yards	6-56	8-66
Sacks by - Yards	2-22	3-22
Time of Possession	33:10	26:50

### Rushing

W&M: Smith 15-52 (2 TD), McLaurin 8-38, Brooks 12-28 (TD), Parrott 2-7, Campbell 4-5, Potts 1-5, Thompson 1-15.

VMI: Hollingsworth 10-19, Mizzer 9-14, Jackson 4-12, Lyles 2-8, Poldiak 5-3.

### Passing

W&M: Campbell 15-11-0 160 (2 TD), Potts 8-4-0 47 (TD).  
VMI: Lyles 24-9-3 64, Poldiak 15-10-0 84.

### Receiving

W&M: Thompson 4-66 (TD), 2-47 (TD), Davis 2-40, Pitts 2-29, McLaurin 2-6, Parrott 1-13, Taylor 1-4 (TD), Brooks 1-2.  
VMI: Burden 5-57, Jackson 4-25, Gilliland 2-22, Monteleone 2-15.

### Defense

W&M: McLaurin 6 (4 solo, TFL), Ndubueze 6 (3 solo), O'Connor 5 (sack, FF, 3 QBH), Cason 3 (TFL), Muldrow 3 (5 TFL), Weston, 2 (sack, 2 TFL, FR), Nickell 2 (2 INT), Miller 2 (INT, PBU), Williamson 1 (.5 TFL).  
Attendance: 8,101

# 2004 WILLIAM AND MARY GAME-BY-GAME RESULTS

## W&M 38, #16 NU 35 (OT)

**WILLIAMSBURG (10/2/04)** - Powered by a career-best 378-yard passing performance by All-American candidate **Lang Campbell**, the College pulled off a thrilling 38-35 overtime victory over 16th-ranked Northeastern at Zable Stadium.

The decisive points came off the foot of all-conference kicker **Greg Kuehn**, who nailed a 28-yard FG in the first overtime period. He ended the afternoon converting three of his four FG opportunities.

After the Tribe scored on a 77-yard TD pass from Campbell to **Dominique Thompson** with 2:34 remaining in the fourth quarter, and also got the two-point conversion on a pass to redshirt freshman receiver **Joe Nicholas**, W&M had a 35-28 lead. But, NU quarterback Shawn Brady's third TD pass tied the game with 42 seconds remaining and forced OT.

W&M won the toss and elected to play defense first. On the Huskies' first snap, junior **Adam O'Connor** sacked Brady, and NU eventually missed a 53-yard FG attempt. On the Tribe's OT possession, Nicholas caught a key first-down pass from Campbell on third-and-long, and two plays later Kuehn drilled the game-winner.

Campbell ended the day 22 of 36 for 378 yards, including the score to Thompson. He also ran for a pair of TDs. The 378 passing yards ranks as the eighth-best single-game performance in W&M history, and it was his second game over 300 yards in four games this season.

Thompson led the Tribe with a career-high 157 yards on five grabs, while Nicholas hauled in a career-best 111 yards on six catches.

	1	2	3	4	OT	Final
#16 Northeastern	0	14	14	7	0	35
William & Mary	7	7	10	11	3	38

### Scoring Summary

Qtr	Team	Score	Time
1st	W&M	Campbell 2 run (Kuehn kick)	4:27
2nd	NU	Parks 27 pass from Brady (Kescic kick)	8:19
	NU	Parks 23 pass from Brady (Kescic kick)	1:53
	W&M	Campbell 2 run (Kuehn kick)	0:27
3rd	W&M	Brooks 4 run (Kuehn kick)	11:06
	NU	West 2 run (Kescic kick)	8:54
	W&M	FG Kuehn 30	5:24
	NU	Murray 1 run (Kescic kick)	2:57
4th	W&M	FG Kuehn 28	6:57
	W&M	Thompson 77 pass from Campbell (Kuehn kick)	2:34
	NU	Mitchell 3 pass from Brady (Kescic kick)	0:42
OT	W&M	FG Kuehn 28	

	W&M	NU
First Downs	20	20
Rushes - Yards	33-96	35-90
Att-Cmp-Int	36-22-1	33-18-1
Pass Yards	378	301
Total Offense	474	391
Total Plays	69	68
Fumbles - Lost	0-0	1-0
3rd Down Conv.	6-14	8-16
Penalties - Yards	3-35	5-57
Sacks by - Yards	1-10	1-11
Time of Possession	31:46	28:14

### Rushing

W&M: Brooks 11-45 (TD), Smith 12-41, Campbell 8-9 (2 TD), Parrott 1-2.  
 NU: West 12-48 (TD), Murray 13-37 (TD), Gyles 7-15, Brady 2--9.

### Passing

W&M: Campbell 36-22-1 378 (TD).  
 NU: Brady 33-18-1 301 (3 TD).

### Receiving

W&M: Nicholas 6-111, Thompson 5-157 (TD), Trinkle 3-55, Smith 3-14, Brooks 2-31, Davis 1-5, Pitts 1-4, Bratton 1-1.  
 NU: Parks 7-170 (2 TD), Mitchell 6-86 (TD), Graham 1-14.

### Defense

W&M: O'Connor 8 (1.0 sack, 1.5 TFL), Ndubueze 8 (3 solo, .5 TFL), McLaurin 7 (5 solo), Wheeling 7 (5 solo), Wright 5 (3 solo, 1.5 TFL), Cason 4 (2 solo, 1.0 TFL, PBU), Miller 4 (INT, 2 PBU), Shaw 3 (.5 TFL).  
**Attendance:** 8,267

## #18 W&M 37, LU 17

**LYNCHBURG, VA (10/9/04)** - Senior All-American candidate **Lang Campbell** threw for 368 yards, including 221 to senior wide receiver **Dominique Thompson**, as the 18th-ranked College of William and Mary defeated Liberty, 37-17.

In the first-ever meeting between the schools, Campbell completed 19-of-30 passes to surpass the 300-yard mark for the second time in as many games and the third time this season. Thompson pulled in a career-high 10 catches for a personal-best 221 yards, which ranks as the third-best single-game performance in W&M history behind only David Conklin's 240-yard performance against VMI on Sept. 13, 1997, and Mike Sutton's 226-yard effort at Marshall on Nov. 5, 1983. The College piled up a season-high 498 total yards of offense to the Flames' 264.

Senior **Jon Smith** carried 19 times for 51 yards and a pair of TDs, while Campbell and sophomore **Elijah Brooks** each added a score on the ground, as W&M recorded a season-high four rushing TDs.

Junior cornerback **Stephen Cason** had an outstanding game to pace the defense, sharing team-high honors with eight total tackles, in addition to 1.5 sacks, three pass breakups and 2.5 total tackles for loss. The Tribe defense recorded a season-high seven sacks, led by **Jonas Watson** with two. All-conference candidate **Adam O'Connor** registered 1.5 sacks to bring his team-leading total to 4.5.

The win gave W&M its fourth consecutive victory and eighth-straight win over a Division I-AA opponent, dating back to the 2003 season.

	1	2	3	4	Final
#18 William & Mary	10	10	10	7	37
Liberty	3	0	7	7	17

### Scoring Summary

Qtr	Team	Score	Time
1st	W&M	FG Kuehn 22	8:53
	LU	FG Kolegue 41	5:24
	W&M	Brooks 1 run (Kuehn kick)	1:20
2nd	W&M	Campbell 1 run (Kuehn kick)	11:57
	W&M	FG Kuehn 20	2:56
3rd	W&M	Smith 1 run (Kuehn kick)	11:51
	LU	Gado 2 run (Kolegue kick)	8:48
	W&M	FG Kuehn 28	2:37
4th	W&M	Smith 1 run (Kuehn kick)	3:23
	LU	Hamilton 1 run (Kolegue kick)	0:18

	W&M	LU
First Downs	18	17
Rushes - Yards	43-130	33-61
Att-Cmp-Int	30-19-0	35-18-1
Pass Yards	368	203
Total Offense	498	264
Total Plays	73	68
Fumbles - Lost	1-1	2-1
3rd Down Conv.	9-18	3-15
Penalties - Yards	10-90	3-20
Sacks by - Yards	7-46	0-0
Time of Possession	30:55	28:47

### Rushing

W&M: Smith 19-51 (2 TD), Brooks 14-34 (TD), Campbell 8-32 (TD), Nicholas 1-15.  
 LU: Gado 20-97 (TD), Johnson 2-8, Hamilton 1-1 (TD), Troth 9--45.

### Passing

W&M: Campbell 30-19-0 368.  
 LU: Troth 23-11-1 124, Johnson 11-7-0 79, Hamilton 1-0-0.

### Receiving

W&M: Thompson 10-221, Pitts 3-46, Smith 2-29, Trinkle 1-34, Troester 1-28, Taylor 1-6, Brooks 1-4.  
 LU: Williams 6-94, Hamilton 3-15, Jackson 2-34, Cline 2-21, Gado 2-10, Turner 1-17, Luck 1-8, Grigsby 1-4.

### Defense

W&M: Cason 8 (7 solo, 1.5 sack, 2.5 TFL, 3 PBU), McLaurin 8 (FR), Miller 7 (INT), McCarthy 6 (TFL, FF, .5 sack), Nickell 6 (sack, 1.5 TFL), O'Connor 5 (1.5 sack, 2 TFL), Watson 4 (2 sack, 2.5 TFL), Williamson 3 (.5 sack, .5 TFL).  
**Attendance:** 9,603

## #16 W&M 31, URI 24

**WILLIAMSBURG, VA (10/16/04)** - All-American candidate, senior quarterback **Lang Campbell** threw a pair of first-quarter TD passes to sophomore tight end **Matt Trinkle** and later rushed for another score, as the 16th-ranked Tribe held off Rhode Island, 31-24, in front of Homecoming crowd of 8,774 at Zable Stadium.

With the game tied at 24-24, sophomore tailback **Elijah Brooks** plowed into the end zone from two yards out with just over eight minutes remaining in the game for the decisive points. Brooks led the Tribe ground attack with 54 yards on 12 carries, while senior **Jon Smith** surpassed the 2,000-yard mark for his career (2,027) with 36 yards on 13 attempts.

Campbell completed 20-of-27 passes for 192 yards, and Trinkle recorded a career-high seven catches for a personal-best 51 yards. With two TD passes, Campbell moved into seventh place on the W&M career list (31), while also moving into seventh place on the W&M career passing yardage list (4,074).

Junior linebacker **Thad Wheeler** registered a career-high 16 tackles filling in for starter Travis McLaurin, who was hampered by a knee injury suffered early on. Fellow linebacker **Chris Ndubueze** made 14 total stops, and junior safety **James Miller** was in on 13 total tackles to give the Tribe three players in double-digit tackles.

With the win, W&M won its fifth consecutive game overall and its seventh-straight conference game dating back to last season. It was also the Tribe's eighth consecutive win over a Division I-AA opponent, dating back to 2003.

	1	2	3	4	Final
Rhode Island	7	3	7	7	24
#16 William & Mary	14	3	7	7	31

### Scoring Summary

Qtr	Team	Score	Time
1st	URI	Hill 52 pass from Davis (Gianneccchini kick)	12:18
	W&M	Trinkle 3 pass from Campbell (Kuehn kick)	6:03
	W&M	Trinkle 3 pass from Campbell (Kuehn kick)	0:07
2nd	URI	FG Gianneccchini 29	6:21
	W&M	FG Kuehn 28	0:04
3rd	URI	Davis 6 run (Gianneccchini kick)	11:45
	W&M	Campbell 4 run (Kuehn kick)	6:54
4th	URI	Davis 1 run (Gianneccchini kick)	12:19
	W&M	Brooks 2 run (Kuehn kick)	8:09

	W&M	URI
First Downs	19	25
Rushes - Yards	33-97	71-282
Att-Cmp-Int	27-20-0	12-6-0
Pass Yards	192	127
Total Offense	289	409
Total Plays	60	83
Fumbles - Lost	1-0	1-0
3rd Down Conv.	7-12	7-16
Penalties - Yards	2-15	4-45
Sacks by - Yards	0-0	1-6
Time of Possession	28:15	31:45

### Rushing

W&M: Smith 13-36, Brooks 12-54 (TD), Campbell 6-10 (TD).  
 URI: Ham 32-106, Davis 19-65 (2 TD), Poole 8-73, Jones 6-14, Porter 5-7, Hill 1-17.

### Passing

W&M: Campbell 27-20-0 192 (2 TD).  
 URI: Davis 12-6-0 127 (TD).

### Receiving

W&M: Trinkle 7-51 (2 TD), Thompson 4-58, Pitts 3-27, Brooks 3-26, Nicholas 2-15, Davis 1-15.

### Defense

W&M: Wheeler 16 (2.0 TFL), Ndubueze 14, Miller 13 (.5 TFL), Nickell 9 (2.5 TFL), Shaw 7 (1.0 TFL, PBU), Wright 7 (1.5 TFL), Cason 6 (1.0 TFL).  
**Attendance:** 8,774




# QUARTERBACK CLUB PLAYERS OF THE WEEK

For the Week of Oct. 16, vs. Rhode Island

## OFFENSE

### MATT TRINKLE, SO., TE



Trinkle recorded a career-best seven receptions against URI Saturday for a career-high 51 yards and two TDs.

## DEFENSE


### THAD WHEELER, JR., LB



Wheeler recorded a career-high 16 tackles, including seven solo stops against the Rams. He also had two tackles for loss.

## SPECIAL TEAMS

### GREG KUEHN, JR., PK



Kuehn kicked his 38th career field goal, a 28-yarder, to move into a tie for seventh place on the A10 career list. He converted four of four PATs and four of six kickoffs resulted in touchbacks.

#### Previous Winners:

North Carolina - Sept. 4  
Lang Campbell, Sr., Quarterback  
23-41-0, 322 yds, 2 TD; 6 att., 35 yds, 2 TD

New Hampshire - Sept. 18  
Cody Morris, So., Lineman

VMI - Sept. 25  
Jon Smith, Sr., Tailback  
15 carries, 52 yards, 2 TD

Northeastern - Oct. 2  
Lang Campbell, Sr., QB  
22-36, career-high 378 yards, TD; 2 rush TDs

Liberty - Oct. 9  
Dominique Thompson, Sr., WR  
10 catches, career-high 221 yards

#### Previous Winners:

North Carolina - Sept. 4  
James Miller, Jr., S  
15 TT, 8 UT, FR, BrUP

New Hampshire - Sept. 18  
Chris Ndubueze, Jr., LB  
16 total tackles, 10 solo

VMI - Sept. 25  
Ryan Nickell, So., LB  
2 total tackles, 2 INT

Northeastern - Oct. 2  
Adam O'Connor, Jr., DE  
8 total tackles, 1.0 sack

Liberty - Oct. 9  
Stephen Cason, Jr., CB  
8 total tackles, 2.5 TFL, 1.5 sacks, 3 PBU

#### Previous Winners:

North Carolina - Sept. 4  
Josh Lusitg, Sr. WR/KR  
6 ret., 135 yds, 22.5 avg; 6 rec., 112 yds, TD

New Hampshire - Sept. 18  
Greg Kuehn, Jr., PK  
27, 35, and 21-yard FGs in 9-7 win

VMI - Sept. 25  
Mike Mesi, Sr., P  
6 punts, 264 yards, 44.0 avg., 64 long

Northeastern - Oct. 2  
Greg Kuehn, Jr., PK  
3-4 FG (30, 28, 28) including GW in OT

Liberty - Oct. 9  
Tony Viola, RF, RB  
3 total tackles, 2 solo, on kick coverage

**2004 William and Mary Football**  
**William & Mary Combined Team Statistics (as of Oct 16, 2004)**  
**All games**

<b>RECORD:</b>	<b>OVERALL</b>	<b>HOME</b>	<b>AWAY</b>	<b>NEUTRAL</b>
<b>ALL GAMES.....</b>	<b>(5-1-0)</b>	<b>(3-0-0)</b>	<b>(2-1-0)</b>	<b>(0-0-0)</b>
<b>CONFERENCE.....</b>	<b>(3-0-0)</b>	<b>(2-0-0)</b>	<b>(1-0-0)</b>	<b>(0-0-0)</b>
<b>NON-CONFERENCE.....</b>	<b>(2-1-0)</b>	<b>(1-0-0)</b>	<b>(1-1-0)</b>	<b>(0-0-0)</b>

DATE	OPPONENT	W/L	SCORE	ATTEND
Sep 04, 2004	at North Carolina	L	38-49	43500
*Sep 18, 2004	at #10 New Hampshire	W	9-7	3512
Sep 25, 2004	VMI	W	42-6	8101
*Oct 2, 2004	#16 NORTHEASTERN	W OT	38-35	8267
Oct 09, 2004	at Liberty	W	37-17	9603
*Oct 16, 2004	RHODE ISLAND	W	31-24	8774

\* denotes conference game

RUSHING	GP	Att	Gain	Loss	Net	Avg	TD	Long	Avg/G
Jon Smith	6	91	289	24	265	2.9	5	11	44.2
Elijah Brooks	6	62	227	11	216	3.5	4	18	36.0
Lang Campbell	6	46	177	54	123	2.7	6	21	20.5
Trevor McLaurin	3	16	50	2	48	3.0	0	13	16.0
Joe Nicholas	6	1	15	0	15	15.0	0	15	2.5
Levince Parrott	6	5	15	0	15	3.0	0	7	2.5
Domin. Thompson	6	3	13	16	-3	-1.0	0	13	-0.5
Michael Potts	1	1	0	5	-5	-5.0	0	0	-5.0
Team	6	8	0	10	-10	-1.2	0	0	-1.7
Total.....	6	233	786	122	664	2.8	15	21	110.7
Opponents.....	6	257	1132	186	946	3.7	12	49	157.7

PASSING	GP	Effic	Att-Cmp-Int	Pct	Yds	TD	Lng	Avg/G
Lang Campbell	6	150.47	172-106-1	61.6	1568	7	77	261.3
Michael Potts	1	140.60	8-4-0	50.0	47	1	32	47.0
Total.....	6	150.03	180-110-1	61.1	1615	8	77	269.2
Opponents.....	6	114.97	164-87-6	53.0	1116	6	52	186.0

RECEIVING	GP	No.	Yds	Avg	TD	Long	Avg/G
Domin. Thompson	6	32	640	20.0	3	77	106.7
Joe Nicholas	6	15	230	15.3	1	38	38.3
John Pitts	6	13	154	11.8	0	25	25.7
Matt Trinkle	6	13	151	11.6	2	34	25.2
Josh Lustig	2	9	163	18.1	1	46	81.5
Elijah Brooks	6	9	81	9.0	0	25	13.5
Jon Smith	6	5	43	8.6	0	20	7.2
Corey Davis	4	4	60	15.0	0	32	15.0
Trevor McLaurin	3	3	18	6.0	0	12	6.0
Adam Bratton	5	2	19	9.5	0	18	3.8
Levince Parrott	6	2	18	9.0	0	13	3.0
John Taylor	5	2	10	5.0	1	6	2.0
Jordan Troester	2	1	28	28.0	0	28	14.0
Total.....	6	110	1615	14.7	8	77	269.2
Opponents.....	6	87	1116	12.8	6	52	186.0

FIELD GOALS	FGM-FGA	Pct	01-19	20-29	30-39	40-49	50-99	Lg	Blk
Greg Kuehn	11-13	84.6	0-0	9-9	2-2	0-1	0-1	35	0

SCORING	TD	FGs	Kick	Rush	Rcv	Pass	DXP	Saf	Points
Greg Kuehn	0	11-13	22-22	0-0	0	0-0	0	0	55
Lang Campbell	6	0-0	0-0	0-0	0	1-1	0	0	36
Jon Smith	5	0-0	0-0	0-0	0	0-0	0	0	30
Elijah Brooks	4	0-0	0-0	0-0	0	0-0	0	0	24
Domin. Thompson	3	0-0	0-0	0-0	0	0-0	0	0	18
Matt Trinkle	2	0-0	0-0	0-0	0	0-0	0	0	12
Joe Nicholas	1	0-0	0-0	0-0	1	0-0	0	0	8
Josh Lustig	1	0-0	0-0	0-0	0	0-0	0	0	6
John Taylor	1	0-0	0-0	0-0	0	0-0	0	0	6
Total.....	23	11-13	22-22	0-0	1	1-1	0	0	195
Opponents.....	18	4-9	18-18	0-0	0	0-0	0	0	138

SCORE BY QUARTERS	1st	2nd	3rd	4th	OT	Total
William & Mary.....	45	61	47	39	3	195
Opponents.....	24	30	42	42	0	138

TEAM STATISTICS	WM	OPP
FIRST DOWNS.....	110	113
Rushing.....	33	56
Passing.....	73	48
Penalty.....	4	9
RUSHING YARDAGE.....	664	946
Yards gained rushing...	786	1132
Yards lost rushing....	122	186
Rushing Attempts.....	233	257
Average Per Rush.....	2.8	3.7
Average Per Game.....	110.7	157.7
TDs Rushing.....	15	12
PASSING YARDAGE.....	1615	1116
Att-Comp-Int.....	180-110-1	164-87-6
Average Per Pass.....	9.0	6.8
Average Per Catch.....	14.7	12.8
Average Per Game.....	269.2	186.0
TDs Passing.....	8	6
TOTAL OFFENSE.....	2279	2062
Total Plays.....	413	421
Average Per Play.....	5.5	4.9
Average Per Game.....	379.8	343.7
KICK RETURNS: #-YARDS....	23-498	25-351
PUNT RETURNS: #-YARDS....	13-96	21-105
INT RETURNS: #-YARDS....	6-107	1-0
FUMBLES-LOST.....	5-3	10-5
PENALTIES-YARDS.....	32-291	25-233
PUNTS-AVG.....	31-36.2	28-38.2
TIME OF POSSESSION/GAME..	31:53	28:07
3RD-DOWN CONVERSIONS.....	43/94	36/92
4TH-DOWN CONVERSIONS.....	6/6	7/14

INTERCEPTIONS	No.	Yds	Avg	TD	Long
James Miller	3	70	23.3	0	70
Ryan Nickell	2	0	0.0	0	0
Wade Harrell	1	37	37.0	0	37
Total.....	6	107	17.8	0	70
Opponents.....	1	0	0.0	0	0

PUNTING	No.	Yds	Avg	Long	TB	FC	I20	Blkd
Mike Mesi	29	1121	38.7	64	0	3	4	1
Team	2	2	1.0	2	0	0	0	1
Total.....	31	1123	36.2	64	0	3	4	2
Opponents.....	28	1069	38.2	62	0	5	7	1

PUNT RETURNS	No.	Yds	Avg	TD	Long
Jonathan Shaw	11	81	7.4	0	23
Craig Patterson	1	16	16.0	0	0
Josh Lustig	1	-1	-1.0	0	0
Total.....	13	96	7.4	0	23
Opponents.....	21	105	5.0	0	21

KICK RETURNS	No.	Yds	Avg	TD	Long
Domin. Thompson	8	140	17.5	0	23
Stephen Cason	7	166	23.7	0	29
Josh Lustig	6	135	22.5	0	32
Elijah Brooks	2	57	28.5	0	29
Total.....	23	498	21.7	0	32
Opponents.....	25	351	14.0	0	49

ALL PURPOSE	G	Rush	Rec	PR	KOR	IR	Tot	Avg/G
Domin. Thompson	6	-3	640	0	140	0	777	129.5
Elijah Brooks	6	216	81	0	57	0	354	59.0
Jon Smith	6	265	43	0	0	0	308	51.3
Josh Lustig	2	0	163	-1	135	0	297	148.5
Joe Nicholas	6	15	230	0	0	0	245	40.8

2004 William and Mary Football  
 William & Mary Overall Team Statistics (as of Oct 16, 2004)  
 All games

TEAM STATISTICS	WM	OPP
SCORING.....	195	138
Points Per Game.....	32.5	23.0
FIRST DOWNS.....	110	113
Rushing.....	33	56
Passing.....	73	48
Penalty.....	4	9
RUSHING YARDAGE.....	664	946
Yards gained rushing.....	786	1132
Yards lost rushing.....	122	186
Rushing Attempts.....	233	257
Average Per Rush.....	2.8	3.7
Average Per Game.....	110.7	157.7
TDs Rushing.....	15	12
PASSING YARDAGE.....	1615	1116
Att-Comp-Int.....	180-110-1	164-87-6
Average Per Pass.....	9.0	6.8
Average Per Catch.....	14.7	12.8
Average Per Game.....	269.2	186.0
TDs Passing.....	8	6
TOTAL OFFENSE.....	2279	2062
Total Plays.....	413	421
Average Per Play.....	5.5	4.9
Average Per Game.....	379.8	343.7
KICK RETURNS: #-YARDS.....	23-498	25-351
PUNT RETURNS: #-YARDS.....	13-96	21-105
INT RETURNS: #-YARDS.....	6-107	1-0
KICK RETURN AVERAGE.....	21.7	14.0
PUNT RETURN AVERAGE.....	7.4	5.0
INT RETURN AVERAGE.....	17.8	0.0
FUMBLES-LOST.....	5-3	10-5
PENALTIES-YARDS.....	32-291	25-233
Average Per Game.....	48.5	38.8
PUNTS-YARDS.....	31-1123	28-1069
Average Per Punt.....	36.2	38.2
Net punt average.....	32.8	34.8
TIME OF POSSESSION/GAME.....	31:53	28:07
3RD-DOWN CONVERSIONS.....	43/94	36/92
3rd-Down Pct.....	46%	39%
4TH-DOWN CONVERSIONS.....	6/6	7/14
4th-Down Pct.....	100%	50%
SACKS BY-YARDS.....	13-98	9-56
MISC YARDS.....	39	0
TOUCHDOWNS SCORED.....	23	18
FIELD GOALS-ATTEMPTS.....	11-13	4-9
PAT-ATTEMPTS.....	22-22	18-18
ATTENDANCE.....	25142	56615
Games/Avg Per Game.....	3/8381	3/18872
Neutral Site Games.....		0/0

SCORE BY QUARTERS	1st	2nd	3rd	4th	OT	Total
William & Mary.....	45	61	47	39	3	- 195
Opponents.....	24	30	42	42	0	- 138

2004 William and Mary Football  
 William & Mary Overall Individual Statistics (as of Oct 16, 2004)  
 All games

RUSHING	GP	Att	Gain	Loss	Net	Avg	TD	Long	Avg/G
Jon Smith	6	91	289	24	265	2.9	5	11	44.2
Elijah Brooks	6	62	227	11	216	3.5	4	18	36.0
Lang Campbell	6	46	177	54	123	2.7	6	21	20.5
Trevor McLaurin	3	16	50	2	48	3.0	0	13	16.0
Joe Nicholas	6	1	15	0	15	15.0	0	15	2.5
Levince Parrott	6	5	15	0	15	3.0	0	7	2.5
Domin. Thompson	6	3	13	16	-3	-1.0	0	13	-0.5
Michael Potts	1	1	0	5	-5	-5.0	0	0	-5.0
Team	6	8	0	10	-10	-1.2	0	0	-1.7
Total.....	6	233	786	122	664	2.8	15	21	110.7
Opponents.....	6	257	1132	186	946	3.7	12	49	157.7

PASSING	GP	Effic	Att-Cmp-Int	Pct	Yds	TD	Lng	Avg/G
Lang Campbell	6	150.47	172-106-1	61.6	1568	7	77	261.3
Michael Potts	1	140.60	8-4-0	50.0	47	1	32	47.0
Total.....	6	150.03	180-110-1	61.1	1615	8	77	269.2
Opponents.....	6	114.97	164-87-6	53.0	1116	6	52	186.0

RECEIVING	GP	No.	Yds	Avg	TD	Long	Avg/G
Domin. Thompson	6	32	640	20.0	3	77	106.7
Joe Nicholas	6	15	230	15.3	1	38	38.3
John Pitts	6	13	154	11.8	0	25	25.7
Matt Trinkle	6	13	151	11.6	2	34	25.2
Josh Lustig	2	9	163	18.1	1	46	81.5
Elijah Brooks	6	9	81	9.0	0	25	13.5
Jon Smith	6	5	43	8.6	0	20	7.2
Corey Davis	4	4	60	15.0	0	32	15.0
Trevor McLaurin	3	3	18	6.0	0	12	6.0
Adam Bratton	5	2	19	9.5	0	18	3.8
Levince Parrott	6	2	18	9.0	0	13	3.0
John Taylor	5	2	10	5.0	1	6	2.0
Jordan Troester	2	1	28	28.0	0	28	14.0
Total.....	6	110	1615	14.7	8	77	269.2
Opponents.....	6	87	1116	12.8	6	52	186.0

PUNT RETURNS	No.	Yds	Avg	TD	Long
Jonathan Shaw	11	81	7.4	0	23
Craig Patterson	1	16	16.0	0	0
Josh Lustig	1	-1	-1.0	0	0
Total.....	13	96	7.4	0	23
Opponents.....	21	105	5.0	0	21

INTERCEPTIONS	No.	Yds	Avg	TD	Long
James Miller	3	70	23.3	0	70
Ryan Nickell	2	0	0.0	0	0
Wade Harrell	1	37	37.0	0	37
Total.....	6	107	17.8	0	70
Opponents.....	1	0	0.0	0	0

KICK RETURNS	No.	Yds	Avg	TD	Long
Domin. Thompson	8	140	17.5	0	23
Stephen Cason	7	166	23.7	0	29
Josh Lustig	6	135	22.5	0	32
Elijah Brooks	2	57	28.5	0	29
Total.....	23	498	21.7	0	32
Opponents.....	25	351	14.0	0	49

FUMBLE RETURNS	No.	Yds	Avg	TD	Long
Travis McLaurin	2	39	19.5	0	33
Total.....	2	39	19.5	0	33
Opponents.....	0	0	0.0	0	0

2004 William and Mary Football  
 William & Mary Overall Individual Statistics (as of Oct 16, 2004)  
 All games

SCORING	----- PATS -----								
	TD	FGs	Kick	Rush	Rcv	Pass	DXP	Saf	Points
Greg Kuehn	0	11-13	22-22	0-0	0	0-0	0	0	55
Lang Campbell	6	0-0	0-0	0-0	0	1-1	0	0	36
Jon Smith	5	0-0	0-0	0-0	0	0-0	0	0	30
Elijah Brooks	4	0-0	0-0	0-0	0	0-0	0	0	24
Domin. Thompson	3	0-0	0-0	0-0	0	0-0	0	0	18
Matt Trinkle	2	0-0	0-0	0-0	0	0-0	0	0	12
Joe Nicholas	1	0-0	0-0	0-0	1	0-0	0	0	8
John Taylor	1	0-0	0-0	0-0	0	0-0	0	0	6
Josh Lustig	1	0-0	0-0	0-0	0	0-0	0	0	6
Total.....	23	11-13	22-22	0-0	1	1-1	0	0	195
Opponents.....	18	4-9	18-18	0-0	0	0-0	0	0	138

TOTAL OFFENSE	G	Plays	Rush	Pass	Total	Avg/G
Jon Smith	6	91	265	0	265	44.2
Elijah Brooks	6	62	216	0	216	36.0
Trevor Mclaurin	3	16	48	0	48	16.0
Michael Potts	1	9	-5	47	42	42.0
Levince Parrott	6	5	15	0	15	2.5
Joe Nicholas	6	1	15	0	15	2.5
Domin. Thompson	6	3	-3	0	-3	-0.5
Team	6	8	-10	0	-10	-1.7
Total.....	6	413	664	1615	2279	379.8
Opponents.....	6	421	946	1116	2062	343.7

FIELD GOALS	FGM-FGA	Pct	Punts					Lg	Blk
			01-19	20-29	30-39	40-49	50-99		
Greg Kuehn	11-13	84.6	0-0	9-9	2-2	0-1	0-1	35	0

FG SEQUENCE	William & Mary		OPPONENTS	
	North Carolina	49,(21)	-	
New Hampshire	(27),(35),(21)	41,38		
VMI	-	(28),(39)		
Northeastern	52,(30),(28),(28)	49,32,53		
Liberty	(22),(20),(28)	(41)		
Rhode Island	(28)	(29)		

PUNTING	No.	Yds	Avg	Long	TB	FC	I20	Blkd
Team	2	2	1.0	2	0	0	0	1
Total.....	31	1123	36.2	64	0	3	4	2
Opponents.....	28	1069	38.2	62	0	5	7	1

KICKOFFS	No.	Yds	Avg	TB	OB
Total.....	36	1912	53.1	6	2
Opponents.....	28	1675	59.8	4	1

Numbers in (parentheses) indicate field goal was made.

2004 William and Mary Football  
 William & Mary Overall Individual Statistics (as of Oct 16, 2004)  
 All games

ALL PURPOSE	G	Rush	Rec	PR	KOR	IR	Tot	Avg/G
Domin. Thompson	6	-3	640	0	140	0	777	129.5
Elijah Brooks	6	216	81	0	57	0	354	59.0
Jon Smith	6	265	43	0	0	0	308	51.3
Josh Lustig	2	0	163	-1	135	0	297	148.5
Joe Nicholas	6	15	230	0	0	0	245	40.8
Stephen Cason	6	0	0	0	166	0	166	27.7
John Pitts	6	0	154	0	0	0	154	25.7
Matt Trinkle	6	0	151	0	0	0	151	25.2
Lang Campbell	6	123	0	0	0	0	123	20.5
Jonathan Shaw	6	0	0	81	0	0	81	13.5
James Miller	6	0	0	0	0	70	70	11.7
Trevor Mclaurin	3	48	18	0	0	0	66	22.0
Corey Davis	4	0	60	0	0	0	60	15.0
Wade Harrell	5	0	0	0	0	37	37	7.4
Levince Parrott	6	15	18	0	0	0	33	5.5
Jordan Troester	2	0	28	0	0	0	28	14.0
Adam Bratton	5	0	19	0	0	0	19	3.8
Craig Patterson	4	0	0	16	0	0	16	4.0
John Taylor	5	0	10	0	0	0	10	2.0
Michael Potts	1	-5	0	0	0	0	-5	-5.0
Team	6	-10	0	0	0	0	-10	-1.7
Total.....	6	664	1615	96	498	107	2980	496.7
Opponents.....	6	946	1116	105	351	0	2518	419.7

2004 William and Mary Football  
 William & Mary Overall Defensive Statistics (as of Oct 16, 2004)  
 All games

DEFENSIVE LEADERS	GP	-----Tackles-----			TFL/Yds	-Sacks-	---Pass Def---			-Fumbles-	Blkd		
		Solo	Ast	Total			No-Yds	Int-Yds	BrUp		QBH	Rcv-Yds	FF
21 James Miller	6	23	27	50	0.5-3	.	3-70	4	.	1-0	.	.	.
54 Chris Ndubueze	6	26	24	50	0.5-0	.	.	.	.	.	.	.	.
52 Travis Mclaurin	6	20	18	38	3.0-5	.	.	.	.	3-39	.	.	.
22 Stephen Cason	6	24	6	30	5.5-28	1.5-9	.	5	.	.	1	.	.
55 Ryan Nickell	6	11	16	27	6.5-23	1.0-8	2-0	.	.	.	.	.	.
97 Adam O'Connor	6	12	15	27	6.0-32	4.0-28	.	1	6	.	1	.	.
35 Jonathan Shaw	6	12	12	24	1.5-3	.	.	1	.	.	.	.	.
8 Alan Wheeling	6	19	5	24	.	.	.	5	.	.	1	.	.
34 Thad Wheeler	6	10	13	23	2.0-5	.	.	.	.	.	.	.	.
94 Josh Wright	6	10	10	20	4.5-16	1.0-8	.	.	4	.	.	.	.
99 Mike Mccarthy	6	8	10	18	2.0-8	0.5-6	.	.	.	.	1	.	.
96 Justin Kelly	6	8	9	17	1.5-3	.	.	.	2	.	.	.	.
58 Larry Pendleton	6	7	8	15	1.0-9	1.0-9	.	.	.	.	1	.	.
39 T J. O'Neill	6	8	6	14	.	.	.	.	.	.	.	.	.
24 Richard Riley	5	8	6	14	1.0-1	.	.	1	.	.	.	.	.
93 Jonas Watson	6	8	5	13	6.0-35	3.5-30	.	.	1	1-0	.	.	.
4 Leonard Muldrow	3	4	6	10	0.5-1	.	.	.	.	.	.	.	.
38 David Page	6	3	4	7	.	.	.	1	.	.	.	.	.
77 Bri. Williamson	5	3	4	7	1.0-1	0.5-0	.	.	1	.	.	.	.
69 William Turner	4	5	1	6	.	.	.	.	.	.	.	.	.
5 Craig Patterson	4	2	4	6	.	.	.	1	.	.	.	1	.
51 Wade Harrell	5	3	2	5	.	.	1-37	1	.	.	.	.	.
85 Matt Trinkle	6	2	3	5	.	.	.	.	.	.	.	.	.
30 Tony Viola	5	2	2	4	.	.	.	.	.	.	.	.	.
26 Levince Parrott	6	3	1	4	.	.	.	.	.	.	.	.	.
29 Zachary Stout	5	1	1	2	.	.	.	.	.	.	.	.	.
92 Ryan Jones	1	1	1	2	.	.	.	.	.	.	.	.	.
31 Cedric Slye	1	2	.	2	.	.	.	1	.	.	.	.	.
95 Jerome Griffin	4	1	1	2	.	.	.	.	.	.	.	.	.
3 Domin. Thompson	6	1	1	2	.	.	.	.	.	.	.	.	.
19 John Pitts	6	.	1	1	.	.	.	.	.	.	.	.	.
46 Matt Otey	5	.	1	1	.	.	.	.	.	.	.	.	.
83 Jordan Troester	2	.	1	1	.	.	.	.	.	.	.	.	.
40 Adam Bratton	5	.	1	1	.	.	.	.	.	.	.	.	.
84 Brandon Burrow	1	1	.	1	.	.	.	.	.	.	.	.	.
Total.....	6	248	225	473	43-173	13-98	6-107	21	14	5-39	5	1	.
Opponents.....	6	-	-	-	-	9-56	1-0	20	19	3-0	2	2	.