

Tribe

2004

William and Mary Football

Laycock's 25th SEASON



GAME 8 - SATURDAY, OCTOBER 30 - 6:00 P.M.

#16 WILLIAM AND MARY (5-2, 3-1)

TOWSON (3-4, 0-4)

TRIBE

AT

TIGERS

Date	Opponent	Score/Time
Sept. 4	at North Carolina	L, 38-49
Sept. 18	*at #10 New Hampshire	W, 9-7
Sept. 25	VMI	W, 42-6
Oct. 2	*#16 NORTHEASTERN	W, 38-35 (OT)
Oct. 9	at Liberty	W, 37-17
Oct. 16	*RHODE ISLAND	W, 31-24
Oct. 23	*at #3 Delaware	L, 28-31
Oct. 30	*at Towson	6:00 p.m.
Nov. 6	*VILLANOVA	1:00 p.m.
Nov. 13	*at James Madison	12:00 p.m.
Nov. 20	*RICHMOND	1:00 p.m.

*A10 conference game

Date	Opponent	Score/Time
Sept. 4	at Elon	W, 34-13
Sept. 11	*at Delaware	L, 17-21
Sept. 25	*Northeastern	L, 3-27
Oct. 2	Cornell	W, 21-11
Oct. 9	*Rhode Island	L, 16-28
Oct. 16	Bowie State	W, 41-7
Oct. 23	*at Villanova	L, 6-41
Oct. 30	*William & Mary	6 p.m.
Nov. 6	*at Richmond	1 p.m.
Nov. 13	*at New Hampshire	12 p.m.
Nov. 20	*James Madison	1 p.m.

*A10 conference game

HEAD COACHES

Jimmye Laycock (W&M, 1970)

W&M Record 164-112-2 (25th year)

Career Record 164-112-2 (25th year)

vs. TU 1-0

Gordy Combs (Towson, 1972)

TU Record 73-60 (13th year)

Career Record 73-60 (13th year)

vs. W&M 0-1

GAME DAY INFORMATION

#16 WILLIAM AND MARY (5-2, 3-1 A10) AT TOWSON (3-4, 0-4 A10)

Kickoff - 6:00 p.m., Saturday, October 30

Site - Minnegan Field at Johnny Unitas Stadium (cap. 11,198, artificial turf)

On The Air - The Tribe Football Radio Network will broadcast today's game across the Commonwealth of Virginia. The veteran broadcast duo of Jay Colley (play-by-play) and Bob Sheeran (color) will call the action. For a complete listing of the Tribe Football Radio Network, see page 7.

All-Time Series - W&M leads 1-0.

Last Meeting - W&M won, 43-15, in Williamsburg on Oct. 17, 1992.

MEDIA CONTACTS

W&M SPORTS INFORMATION

SID - Pete Clawson

Phone - (757) 221-3369

Email - pmclaw@wm.edu

Fax - (757) 221-3412

Web - www.TribeAthletics.com

TU SPORTS INFORMATION

SID - Pete Schlehr

Phone - (410) 704-2232

Email - pschlehr@towson.edu

Fax - (410) 704-3861

Web - www.towsontigers.com

FIRST AND 10

The 16th-ranked College of William and Mary meets Towson Saturday in an Atlantic 10 conference match up. It will be the second all-time meeting between the schools, with W&M having won the only previous meeting, 43-15, in Williamsburg on Oct. 17, 1992. The Tribe is coming off a 31-28 loss at third-ranked Delaware last Saturday, a loss that snapped W&M's five-game winning streak. The Tigers are 0-4 in league play in their first season in the A10 and are coming off a 41-6 loss to Villanova.



Quick Slant

William and Mary has not played a football game in the state of Maryland since 1991 (see Did You Know? on page 5).

IN THE HUDDLE

Top Stories

All-American Candidate

Senior quarterback Lang Campbell leads the Atlantic 10 and is seventh nationally in quarterback efficiency.

Pages 3, 7, 8

And the Award goes to...

Senior WR Dominique Thompson's record-setting performance against UD Saturday has gained national recognition.

Page 7

Laycock's 25th Season

With a Tribe win over Towson Saturday, head coach Jimmye Laycock will secure his 15th winning season in the last 17 years.

Page 4

Atlantic 10 Update / Game Notes

See what's going on around the league and catch up on all the Tribe notes.

Page 5

The Numbers Game

National rankings, W&M rosters, week-by-week starters, the last time it happened, single-game highs, drive summaries, game-by-game results and season stats.

Page 12





OFFENSE

Table listing offensive players for William & Mary, including WR 3 Dominique Thompson, LT 78 Matthew Witham, LG 63 Ryan Lumm, C 59 Patrick Mulloy, RG 68 Cody Morris, RT 75 Michael Grenz, TE 40 Adam Bratton, WR 27 Joe Nicholas, QB 12 Lang Campbell, TB 2 Jon Smith, and FB 26 LeVince Parrot.

DEFENSE

Table listing defensive players for William & Mary, including DE 97 Adam O'Connor, DT 96 Justin Kelly, DT 99 Mike McCarthy, DE 94 Josh Wright, ILB 34 Thad Wheeler, OLB 54 Chris Ndubueze, OLB 55 Ryan Nickell, CB 22 Stephen Cason, SS 35 Jonathan Shaw, FS 21 James Miller, and CB 24 Richard Riley.

SPECIAL TEAMS

Table listing special teams players for William & Mary, including PK 25 Greg Kuehn, P 13 Mike Mesi, KR 3 Dominique Thompson, and PR 35 Jonathan Shaw.

OFFENSE

Table listing offensive players for Towson, including FL 81 Will Marcus, HB 8 Eric Yancey, SE 9 Andrae Brown, RT 79 Marc Destra, RG 73 Antoine Colvin, C 50 Konstant. Kosmakos, LG 54 Joe Ripple, LT 75 Jermon Bushrod, TE 80 Jim Alexander, QB 14 Andrew Goldbeck, and TB 34 Kerry Miles.

DEFENSE

Table listing defensive players for Towson, including DE 98 Dave Kellner, DT 95 Mike Collier, NG 64 Tim O'Brien, DE 94 Carlos Allen, WLB 24 P.D. Moore, ILB 60 Joe Ryan, SS 32 Maurice Wilkins, SS 6 Tony Lumpkin, CB 22 Eric Clark, FS 15 Bryan Fitzpatrick, and CB 7 Allante Harrison.

SPECIAL TEAMS

Table listing special teams players for Towson, including PK 19 Stephan Toth, P 19 Stephan Toth, KR 81 Will Marcus, and PR 7 Allante Harrison.

HOW THEY LINE UP

Table comparing William & Mary and Towson statistics across categories like Games Played, Scoring Offense, Rushing Offense, Pass Att.-Cmp, Had Intercepted, Completion %, Passing Offense, Total Offense /game, Turnover Margin, 3rd Down Efficiency, Scoring Defense, Rushing Defense, Passing Defense, and Total Defense.

TEAM LEADERS

WILLIAM AND MARY

Rushing - Smith (99 att., 296 yds, 5 TD, 3.0 avg.)
Passing - Campbell (126-202, 1,923 yds, 11 TD, INT)
Receiving - Thompson (38 rec., 884 yds, 7 TD)
Punt Ret. - Shaw (13 ret., 92 yds, 7.1 avg.)
Kick Ret. - Thompson (11 for 192 yds, 17.5 avg.)
Kicking - Kuehn (11-14 FG, long 35; 26-26 PAT)
Punting - Mesi (39.0 avg., 64 long, 5 inside 20)
Tackles - Nduebueze (61 total, 35 solo)
Sacks - Watson (4.5 for 38 yards)
TFL - Watson (7.0 for 43 yards)
INT - Miller (3 for 70 yards)
Pass Brks - Cason (6)

TOWSON

Rushing - Miles (81 att., 327 yds, 6 TD, 4.0 avg.)
Passing - Goldbeck (174-102, 989 yds, 4 TD, 7 INT)
Receiving - Yancey (22 rec., 288 yds, 2 TD, 13.1 avg.)
Punt Ret. - Yancey (13 for 117 yds, 9.0 avg.)
Kick Ret. - Marcus (17 for 409 yds, 24.1 avg.)
Kicking - Toth (3-5 FG, 41 long; 15-18 PAT)
Punting - Toth (35.1 avg., 55 long, 8 inside 20)
Tackles - Webb (66 total, 31 solo, 5 TFL)
Sacks - Moore (4.0 for 21 yards)
TFL - Moore (10.0 for 32 yards)
INT - Harrison (6 for 107 yards)
Pass Brks - Harrison (4)

TALE OF THE TAPE

TRIBE VS. TIGERS

Table comparing William & Mary and Towson statistics for Tribe vs. Tigers, including Pos., W&M, TU, and Pos. for WR & TE, OF Backs, OL & TE, DL, LB, and DB.

* Averages reflect those of starters only.

College of William and Mary Team Information

QUICK FACTS

Captains: Lang Campbell, Wade Harrell
Offensive Formation: Pro-style
Defensive Formation: Multiple 4-3
Lettermen Ret./Lost: 34/8
Off. Starters Ret./Lost: 8/3
Def. Starters Ret./Lost: 8/3
Spec. Starters Ret./Lost: 2/0

FOOTBALL INFO

First Season: 1893
All-Time Record: 489-483-41
Stadium: Zable Stadium (12,259, natural grass)
All-Time Home Record: 181-101-6
Bowl/Playoff Appearances: 11 (6 in D I-AA)
Bowl/Playoff Record: 6-7 (2-6 in D I-AA)
Conference: Atlantic 10

Head Coach

Jimmye Laycock (W&M, 1970)
(See page 4)

ASSISTANT COACHES

Bob Solderitch, Zbig Kepa, Jim Pletcher, Matt McLeod, Steven Jerry, Matt McLeod, Trevor Andrews, Greg Shockley, Adam Braithwaite, Scott Boone

2003 IN REVIEW

Overall Record: 5-5
A-10 Record: 4-4 (6th)
Home: 2-2
Away: 3-3
Final Ranking: None

UNIVERSITY FACTS

Location: Williamsburg, Va.
Founded: 1693
Enrollment: 5,560
Nickname: Tribe
Colors: Green, Gold and Silver
President: Timothy J. Sullivan (W&M, 1966)
Athletics Director: Terry Driscoll (BC, 1969)

W&M SPORTS INFORMATION

Phone: (757) 221-3344
Fax: (757) 221-3412
Web: www.TribeAthletics.com
Director: Pete Clawson
Email: pmclaw@wm.edu
Assist. Football Contact: Mark Hoskins
Email: mjhosk@wm.edu

ALL-AMERICAN CANDIDATE

LANG CAMPBELL

THE CAMPBELL FILE

Senior, QB, 6-3, 205

Hometown: Winchester, Va.


High School: Handley

Major: History and Economics

Honors/Awards: Preseason honorable-mention All-American by I-AA.org, preseason first-team all-conference, third-team all-conference in 2003, two-time academic all-conference selection (2002, 2003). A-10 Offensive Player of the Week Sept. 4.

Personal: Son of Shep and Nancy Campbell... Brings a cumulative GPA of better than 3.3 into senior campaign... Enjoys playing sports, listening to music and reading in his free time... Born September 25, 1981.

Note of the Week: Campbell currently holds three spots on the W&M all-time Top 12 single-game passing performance list, while no other W&M QB has more than two. (See page 19).



Campbell threw for 355 yards and four TDs against third-ranked Delaware.

The senior from Winchester, VA has emerged as one of top signal callers in the nation. The following is a brief look at his game-by-game accomplishments in 2004.

At North Carolina - Sept. 4

In the season-opener at UNC, Campbell threw for a then career-high 322 yards, surpassing the 300-yard mark for the first time in his career. He completed 23 of 41 attempts and threw a pair of TD passes and added two rushing scores.

At #10 New Hampshire - Sept. 18

Slowed by heavy rains and poor field conditions, Campbell was effective at UNH, throwing for 148 yards on 11 for 23 passing and running for 42 yards on 14 attempts to lead W&M over the 10th-ranked Wildcats, 9-7. Included in his afternoon was a crucial 5-yard run for the game-clinching first down.

Vs. VMI - Sept. 25

On his 23rd birthday against VMI, Campbell went 11-for-15 through the air for 160 yards and a pair of TD passes, before handing the quarterback duties over early in the second half in the Tribe's 42-6 victory.

Vs. Northeastern - Oct. 2

Went over the 300-yard mark against Northeastern, throwing for a career-best 378 yards on 22-of-36 passing. Campbell completed a then season-long 77-yard TD pass to Dominique Thompson in the fourth quarter that gave W&M a 35-28 advantage, and he also ran for a pair of first half scores.

At Liberty - Oct. 9

Surpassed the 300-yard mark for third time this season, throwing for 368 yards. Ten completions went to Thompson for 221 yards alone. Campbell also ran eight times for 32 yards and a TD, his fifth rushing TD of the season.

For more notes on Campbell see pages 6-7.

CAMPBELL'S 2004 CLIPS

- Leads the A10 in pass efficiency (159.3).
- Leads the A10 in passing yards per game (274.7).
- Ranks second in A10 in total offense (290.3).
- Has accounted for at least one TD in 16 of 17 career starts.
- Thrown for 200 or more yards in 11 of his 17 career starts.
- Surpassed 3,000 career passing yards with 160 vs. VMI on Sept. 25.
- Surpassed 4,000 career passing yards with 192 vs. Rhode Island on Oct. 16.
- Surpassed 4,000 career total offensive yards with 400 total yards at Liberty on Oct. 9.
- Threw for a career-best 378 yards in a 38-35 overtime win over #16 Northeastern. Also ran for two scores in the game.
- Threw a career-high four TD passes at Delaware on Oct. 23.
- Ranks 7th on the W&M career passing yards list (4,429).
- Ranks 7th on the W&M career total offensive yards lists with 4,867.
- Ranks 7th on W&M career TD passes list with 35.
- At UNC, became first W&M QB to pass and run for two TDs since David Corley did it vs. Maine in 2001.

Vs. Rhode Island - Oct. 16

Threw for 192 yards and two TDs, both to Matt Trinkle in the first quarter, on 20-for-27 passing. He also recorded his sixth rushing TD of the season.

At Delaware - Oct. 23

Completed 20 of 30 passes for 355 yards and four TDs, all of which went to senior WR Dominique Thompson. He had a remarkable QB rating of 210.1 for the game and surpassed the 300-yard barrier for the fourth time this season. He connected with Thompson on an 87-yard TD pass, which matched the longest passing play in W&M history (See page 18).

CAMPBELL'S 2003 CLIPS

- Led the A-10 in passing yards per game (229.6) and pass efficiency (152.1).
- Threw for over 200 yards in each of the Tribe's final seven games.
- Finished '03 as the Tribe's second-leading rusher with 300 yards.
- Twenty-two TD passes in '03 matched fifth-best single-season total in W&M history.
- Threw at least one TD pass in all 10 games.

Campbell's 2004 Statistics

	G/S	Att.	Cmp.	Pct.	Yards	AVG/G	TD	INT	Rushes	Yards	TD	AVG/G.
at North Carolina	Sept. 4	41	23	.561	322	322.0	2	0	6	35	2	35.0
at #10 New Hampshire	Sept. 18	23	11	.478	148	148.0	0	0	14	42	0	42.0
VMI	Sept. 25	15	11	.733	160	160.0	2	0	4	-5	0	-5.0
#16 NORTHEASTERN	Oct. 2	36	22	.611	378	378.0	1	1	8	9	2	9.0
at Liberty	Oct. 9	30	19	.633	368	368.0	0	0	8	32	1	32.0
RHODE ISLAND	Oct. 16	27	20	.741	192	192.0	2	0	6	10	1	10.0
at Delaware	Oct. 23	30	20	.667	355	355.0	4	0	7	-14	0	-14.0
2004 TOTALS	7/7	202	126	.624	1,923	274.7	11	1	53	109	6	15.6
OVERALL CAREER												
2003	10/10	285	182	.639	2,296	229.6	22	7	77	300	0	30.0
2002	5/0	13	7	.538	69	13.8	1	0	5	23	1	4.6
2001	2/0	10	8	.800	141	70.5	1	0	2	6	1	3.0
TOTALS	24/17	510	323	.633	4,429	184.5	35	8	137	438	8	18.3

TRIBE HEAD COACH

JIMMYE LAYCOCK



**THE JIMMYE LAYCOCK ERA
(1980-present)
164-112-2 (Career Record)**

Year	Record	Postseason
1980	2-9	
1981	5-6	
1982	3-8	
1983	6-5	
1984	6-5	
1985	7-4	
1986	9-3	NCAA Playoffs
1987	5-6	
1988	6-4-1	Epson Ivy Bowl
1989	8-3-1	NCAA Playoffs
1990	10-3	NCAA Playoffs
1991	5-6	
1992	9-2	Epson Ivy Bowl
1993	9-3	
1994	8-3	
1995	7-4	
1996	10-3	NCAA Playoffs
1997	7-4	
1998	7-4	
1999	6-5	
2000	5-6	
2001	8-4	NCAA Playoffs
2002	6-5	
2003	5-5	
2004	5-2	

Winning Seasons in Bold

Laycock at I-AA Playoffs

1986	Delaware, 17-51 (L)
1989	Furman, 10-24 (L)
1990	Massachusetts, 38-0 (W) Central Florida, 38-52 (L)
1993	McNeese State, 28-34 (L)
1996	Jackson State, 45-6 (W) Northern Iowa, 35-38 (L)
2001	Appalachian State, 27-40 (L)

Laycock vs. The Atlantic 10

Team	W	L	T
Delaware	10	13	0
Hofstra	2	1	0
James Madison	11	12	0
Maine	5	1	0
Massachusetts	4	5	0
New Hampshire	8	2	0
Northeastern	9	2	0
Rhode Island	9	1	0
Richmond	18	6	0
Towson	1	0	0
Villanova	8	5	1

Silver Linings: Jimmye Laycock is in his 25th season as the Tribe's head coach. The school's all-time winningest coach, Laycock has compiled a 164-112-2 career record at W&M. He ranks fourth on the A-10 career victories lists (61), tied with former Richmond and Massachusetts coach Jim Reid. W&M has made seven postseason appearances under Laycock and posted winning ledgers in 17 of the past 21 seasons.

Good Company: Tribe head coach Jimmye Laycock, in his 25th season on the W&M sidelines, ranks third among all current Division I-A and Division I-AA head coaches in terms of most years at their current school. The two coaches ahead of Laycock are Penn State's Joe Paterno (37 years) and Florida State's Bobby Bowden (26 years).

Quotes from the Monday, Oct. 25, A-10 Coaches Conference Call...

Can you talk about what you saw from your team vs. Delaware?

Well, it was kind of like what we normally see when we play Delaware. It was a wild game with a lot of back and forth action. I thought both teams played extremely hard and there were a lot of big plays. Delaware was able to make some plays in the fourth quarter. They did a heck of a job coming back after we jumped on them early. They came back and we were not able to make some plays defensively and I guess it was a game that obviously, could have gone either way. We felt good about our effort, but I sure wish we could have made a few more plays in certain situations.

Senior WR Dominique Thompson had a school-record 244 receiving yards and it only took 6 catches to get that many yards. Does this alter the way you approach your game plan or was that sort of a fluke? In other words, do you try and get him the ball more from now on or was that just kind of an odd set up that he got that many yards?

Dominique has the ability to explode and get yards after a catch and get behind people. But no, so far as altering what we are doing or trying to. We won't be trying to force the ball to him. I see us trying to be as diversified as we can with our passing game, within reason. And, again, as I said after the ball game, he made some nice plays, but I think you've got to give a lot of credit to [All-American candidate, quarterback] Lang Campbell to be able to recognize the situations that occurred and make the decisions as to who he could get the ball too. There were some unusual situations that occurred and he got the ball to Dominique because he was the man that was open.

All season conference coaches have been talking about yards after catches and it was in one of the newspapers yesterday that Dominique had about 145 yards after catching 3 of the 4 touchdown passes.

Yeah, that's pretty good. I wish we had a few more. We could have used a few more in the fourth quarter. But you know, in a couple situations, he got behind them and took off. In one situation, we caught them in man coverage and Dominique was one on one in the field and he beat his man, and there wasn't anybody that could catch him.

A couple of times Campbell did some real subtle shoulder pumps maybe that got a safety to bite. Is he particularly good at that, it seemed to be very effective on Saturday?

He's working at it. You know I think it's something you've got to practice a little bit and you have to recognize the situations when to do it. I thought a real good one was on the first touchdown to Dominique, where he kind of gave a little head and shoulder fake and baited the corner inside and Dominique broke the back outside and we connected on the fade. In Lang's situation, you're pretty comfortable with the offense, so you can kind of add the little twists and things like that. It really helps you.

Now that you've seen them in person, what are your thoughts on Delaware?

Delaware is a very solid football team. They were able to do what they needed to do in the fourth quarter to win. They took our best shot early. I think a lot lesser team might have not responded like they did after we jumped on them. But, you have to give them a lot of credit. They showed a lot of resiliency, bounced back and fought, and they played hard. Even when we took the lead in the fourth quarter, they came back. You just have to tip your hat to them.

W&M plays at Towson this week and Towson has struggled in its first season in the A10. Is this the week to really work on your running game and get it going in the right direction?

Well, I've looked at the tape against Towson and this doesn't look like the defense you want to get your running game established against by any means. They are really good on defense. I haven't looked at offense yet, but I have looked at a lot of their defense and they fly around they do a heck of a job defensively. I'm still looking for a tape on the way somebody's moved the football on them, and I haven't seen that yet. They get a lot of people to the football, they run exceptionally well and they play with a lot of enthusiasm. This is going to be a challenge to move the ball against them.



2004 ATLANTIC 10 STANDINGS

SOUTH	A-10	Overall
Delaware	5-0	6-1
James Madison	5-0	6-1
William and Mary	3-1	5-2
Villanova	2-3	5-3
Richmond	1-3	2-5
Towson	0-4	3-4

NORTH	A-10	Overall
New Hampshire	2-2	5-2
Maine	2-2	4-3
Rhode Island	2-2	4-3
Northeastern	2-2	3-4
Hofstra	1-2	3-4
Massachusetts	1-3	3-5

AROUND THE ATLANTIC 10 THIS WEEK

Saturday, October 23

*William and Mary at Towson	6:00 pm
*Richmond at Hofstra	12:00 pm
*Villanova at Rhode Island	12:00 pm
*New Hampshire at Northeastern	12:30 pm
*Maine at Massachusetts	1:00 pm
Delaware at Navy	1:30 pm
VMI at James Madison	3:00 pm
*Atlantic 10 conference game	

W&M'S ATLANTIC 10 RANKING

Total Offense	5th	380.6
Passing Offense	3rd	281.4
Rushing Offense	11th	99.1
Scoring Offense	3rd	31.9
Pass Efficiency	1st	158.6
Third-down Conversion	2nd	45.8
Fourth-down Conversion	1st	100.0
Sacks Against	6th	12
Total Defense	9th	359.0
Passing Defense	7th	202.6
Rushing Defense	9th	156.4
Scoring Defense	7th	24.1
Pass Defense Efficiency	6th	119.9
Sacks	T-8th	14
Turnover Margin/game	2nd	0.86
Kickoff Returns	T-4th	21.0
Kickoff Coverage	1st	15.8
Penalties	T-1st	49.4
Field Goals	2nd	.786
Time of Possession	5th	30:42

W&M INDIVIDUALS IN THE A-10 TOP 10

Pass Yds/Game	Campbell	1st	274.7
Total Offense	Campbell	2nd	290.3
Pass Efficiency	Campbell	1st	159.3
Punting	Mesi	3rd	39.0
Scoring	Kuehn	2nd	8.4
	Thompson	T-9th	6.0
Scoring (Kick)	Kuehn	1st	8.4
All Purpose	Thompson	1st	153.3
Receptions/Game	Thompson	7th	5.43
Rec. Yds/Game	Thompson	2nd	123.3
FG/Game	Kuehn	1st	1.57
PAT Pct.	Kuehn	T-1st	100.0
Kick Return Avg.	Cason	7th	23.7
Punt Return Avg.	Shaw	10th	7.1
Sacks	Watson	T-5th	4.5
	O'Connor	T-8th	4.0
Interceptions	Miller	T-5th	3
Fumbles Recov.	Tra. McLaurin	T-2nd	3
Passes Defended	Miller	T-5th	7

W&M GAME NOTES

vs. TOWSON OCT. 30, 2004

Final Four: With the Tribe coming off a hard-fought, 31-28 loss at Delaware last Saturday, the team will be looking to rebound back to its winning ways against first year conference foe Towson.

The College can consider the game with the Tigers its first of what will amount to a crucial final four games. Despite dropping out of the conference lead (in the loss column) with undefeated league opponents Delaware and James Madison (each stand at 5-0 in the A10), it still remains as the only team with one loss.

Only one team in the last eight years has finished league play undefeated (Villanova in 1997).

With a Win over Towson the College will:

- Secure the 15th winning season in the last 17 years (only non-winning seasons have been in 1991 – 5-6; and 2000 – 5-6).
- Ensure that the squad will post a .500, or better, record in conference play for the 12th-straight year (every season the College has been a member of the league). Every other conference team has suffered through at least one losing season in league play during this span.

Did You Know?: William and Mary will be making its first visit to the state of Maryland to play football in 13 years. The last visit to play in the state came in the 1991 season, when the Tribe traveled to Annapolis and beat hosting Navy, 26-21.

Marquee Matchup: Outside the obvious impact the game will have on the A10 standings and the Tribe's post-season aspirations, one of the more interesting story lines to follow on the evening's action will be how the Tribe's high-powered passing attack fares against the stingy Tiger pass defense. Through seven games, Towson is far and away the most effective league team in stopping an opponent's passing game, as it is yielding just 119.1 yds/game through the air.

In fact, an unscientific study (a glance at the conference's stats sheet) shows that not only are teams unsuccessful in passing against the Tiger defense, they also seem to be reluctant, as TU's opponents have combined for just 161 attempts on the season (the next lowest figure in the league is the 189 faced by Richmond in the same number of games). Despite the relatively

low number of attempts, Towson still has managed 12 interceptions, while allowing just six TDs.

The Tigers are yielding a league-low 5.2 yards per pass attempt, while the Tribe will enter the game with a league best 9.4 yards/attempt.

Big Numbers: Speaking of the Tribe's offense, All-American candidate, QB Lang Campbell, seems to only get more and more efficient and dangerous behind the controls of the College's high potency offense.

The following are just some of highlights of what the Tribe's attack has accomplished this season:

- The College has now scored 31, or more, points in five of the seven games on the season (only exception being a 9-7 rain-soaked win at New Hampshire and the 28 point effort vs. No. 3 Delaware last Saturday). It's average of 31.9 pts/game ranks it third in the league and 25th in the nation.
- It has converted all of its 32 red zone opportunities on the season into points of some kind (21 TDs, 11 FGs - see chart on page 21).
- Fashioned 22 scoring drives of 60 yards or more (out of 38 total). (See a complete listing on page 20).
- Has thrown for more yards than all seven opponents on the season and has been out rushed by only three (UNC, URI and Delaware).
- Turned the ball over only four times (three fumbles, one interception). The only other turnover for the College on the season came on a muffed punt. Currently, the College is second in the conference and 19th nationally in turnover margin with a +.86/game average.
- William and Mary has fashioned at least one scoring drive in 23 of the 28 total quarters on the season.
- It's average of 281.4 passing yards/game ranks third in the conference and eighth nationally.
- Run for 15 TDs in six games, a total which eclipses the squad's 10-game total of a season ago (nine).

Rare Occurrence: When Tribe tailback Elijah Brooks had the ball forced from his grasp in the second quarter vs. Delaware,

it marked the College's first fumble by a W&M rusher in over 258 carries dating back to last season. Coming into the game, the Tribe's last fumble on a running play came vs. UNH in the 2003 season's ninth game. (W&M's only three other fumbles on the season came on a fumbled snap from center, after a reception and muffed punt).

Campbell Coming on Strong: In the face of one of the league's top defensive units, and in front of a hostile crowd, Tribe senior QB Lang Campbell came through with one of the finest performances of his career in throwing for a personal-best four TDs and 355 yards on a sparkling 20 completions in 30 attempts on the afternoon.

The Blue Hen defense had yielded only five TD passes in its first six games coming into Saturday's contest, a figure that Campbell nearly equaled ... in the first quarter. Campbell came out of the locker room with all guns blazing and connected on six of his first eight attempts for an amazing 173 yards and three TDs in the first quarter. The first quarter effort stands as the most passing yards in a single quarter in school history and ties Shawn Knight for most TD passes in quarter (2nd Quarter vs. Maine in 1993).

In fact, Campbell is currently on a

four game tear that is without compare in the school's long history of success at the QB position, as he has completed over 67% of his passes (59 of 87 attempts) for a school record 1,293 yards and seven touchdowns.

Included in this four game span are three, 300-yard plus efforts (378 vs. Northeastern; 368 at Liberty; and 355 at Delaware). Each of these three games ranks amongst the top 12 single game efforts in school history. No other Tribe signal caller has more than two performances in the top 12. (See 300 Club note to follow).

With this sparkling stretch, Campbell has dramatically improved his QB efficiency rating from 140.66 (after the third game of the season vs. VMI) to its current season high of 159.32. The mark leads the conference and is seventh nationally.

He will enter Saturday's game with Towson averaging just over 274 yds/game passing (1,923 yards), the top average in the conference. If Campbell were to retain his current pace, he will become just the fourth Tribe QB to throw for 3,000 yards in a season. If he were to accomplish this feat in the 11 game regular season, it would put him with Mike Cook (1995-98) as the College's only QBs to accomplish it in just 11 games (Cook threw for 3,028 in 1998). Cook owns the school's best



LAST WEEK'S RESULTS - OCT. 23

- *Delaware 31, William and Mary 28
- *James Madison 26, Richmond 20
- *New Hampshire 33, Hofstra 27
- *Rhode Island 27, Massachusetts 24
- *Villanova 41, Towson 6
- *Maine 35, Northeastern 26

A-10 WEEKLY AWARDS - (OCT. 24)

Offensive - Domin. Thompson, W&M

Defensive - Virgil Gray, URI & Terrance Reaves, VU

Rookie - Ricky Santos, UNH

Special Teams - Arel Gordon, Maine

A-10 IN THE NATIONAL POLL - (OCT. 25)

Sports Network	ESPN/USA Today
3. Delaware	3. Delaware
9. James Madison	9. James Madison
10. New Hampshire	10. New Hampshire
16. William & Mary	15. William & Mary
19. Maine	18. Maine
23. Villanova	24. Villanova

(see page 11 for complete polls)

TOP 10 CAREER A-10 COACHING VICTORIES

1. Bill Bowes (UNH, 1972-98)..... 97
 2. "Tubby" Raymond (UD, 1966-01) .. 89
 3. **Andy Tally (VU, 1985-) 80**
 4. **Jimmy Laycock (W&M, 1993-) ... 61**
Jim Reid (UMass, 1986-91, UR, 95-03)...61
 6. Tom Jackson (UC, 1983-93) 42
 7. **Jack Cosgrove (UM, 1993-)..... 42**
 8. Hal Westerman (UM, 1951-66) 41
 9. Vic Fusia (UMass, 1961-70)..... 41
 10. Bob Griffin (URI, 1976-92) 37
- Acitve Coaches in Bold

ALL-TIME CONFERENCE STANDINGS (10/24)

Team	Conf. Record	Pct.
Delaware	106-44-0	.707
William & Mary 61-33-0		.649
Massachusetts	198-118-4	.625
Villanova	80-56-0	.588
<i>Connecticut</i>	<i>158-115-10</i>	<i>.576</i>
James Madison	49-47-0	.510
New Hampshire	159-161-10	.497
Hofstra	14-17-0	.452
Maine	145-179-7	.449
<i>Boston U.</i>	<i>143-177-7</i>	<i>.448</i>
Northeastern	38-57-0	.400
Richmond	59-90-0	.396
Rhode Island	118-210-7	.363
<i>Vermont</i>	<i>27-63-2</i>	<i>.304</i>
Towson	0-4-0	.000

Former members in italics

THE LAST MEETING

#10 William and Mary 43, Towson State 15

WILLIAMSBURG, VA (October 17, 1992) - Sophomore tailback Derek Fitzgerald rushed for 99 yards and three touchdowns to lead 10th-ranked William and Mary to a 43-15 victory over Towson State in the 1992 Homecoming game at Zable Stadium. With the victory, W&M improved to 6-0, its best start since opening the 1986 season 6-0.


The Tigers struck first on a five-yard TD pass from Dan Crowley to Tony Hill, but W&M responded by taking the ensuing kickoff back 68 yards to set up Fitzgerald's first TD run, a two-yard plunge.

The Tribe went up 14-6 on quarterback Shawn Knight's 5-yard TD run in the second quarter, but Towson answered with a 5-yard TD run by John Swigart to cut the deficit to 14-12 just four minutes later. W&M took a 21-12 halftime lead when Knight connected wide receiver Corey Ludwig for a 34-yard TD pass with just under four minutes remaining in the opening half.

The second half half belonged to the Green and Gold, as Fitzgerald scored on runs of 7 and 1 yards in the third quarter and James Blocker-Bodley added a 1-yard TD run in the fourth as W&M pulled away. The Tribe defense, which was allowing only 15.6 points per game coming in, surrendered only a 33-yard field goal in the second half.

Knight finished the game 17-for-22 passing for 213 yards and a touchdown, while Blocker-Bodley ran nine times for 54 yards and the fourth-quarter score. Fitzgerald also caught three passes for 44 yards, while tight end Joe Person led the receiving corps with five catches for 56 yards.

	1	2	3	4	Final
Towson State	6	6	3	0	15
William and Mary	7	14	15	7	43



MEDIA CENTER

WILLIAM AND MARY ON THE RADIO

Stretching over 150 miles across Virginia, the William and Mary radio network is the gateway to all of the Tribe's football action over the air. Veteran broadcast team Jay Colley (play-by-play) and Bob Sheeran (color) will once again relay the excitement of Tribe football over the airways on Saturdays. In addition to your local stations, all Tribe football and men's basketball games can be heard via the W&M athletics web site, www.TribeAthletics.com.

W&M Radio Network Affiliates

WMBG	740 AM	Williamsburg
WSRV	92.3 FM	Williamsburg
WBRG	1050 AM	Lynchburg
WTOX	1480 AM	Richmond

You can also catch head coach Jimmie Laycock each Thursday morning from 7:45 a.m. to 8:00 a.m. on Mornings with Big Al on Richmond's WXGI ESPN 950 AM and Thursday afternoons with Bob Sheeran from 12:30 p.m. to 1 p.m. on Williamsburg's WMBG 740 AM live from the Backfin Restaurant in Williamsburg.

A-10 COACHES CONFERENCE CALL

Every Monday, the A-10 will conduct a teleconference from 10 a.m.-12:10 p.m. (eastern time) with each of its head football coaches. Each coach will have a ten-minute slot to discuss his team and answer questions from the media. Members of the media are strongly encouraged to participate. For the access number, call Pete Clawson (757) 221-3369. Below is the schedule:

10:00	Atlantic 10 Update
10:10	Dave Clawson, Richmond
10:20	Jimmye Laycock, W&M
10:30	Andy Talley, Villanova
10:40	Rocky Hager, Northeastern
10:50	Mickey Matthews, JMU
11:00	Jack Cosgrove, Maine
11:10	Don Brown, Massachusetts
11:20	Tim Stowers, Rhode Island
11:30	K.C. Keeler, Delaware
11:40	Sean McDonnell, UNH
11:50	Joe Gardi, Hofstra
12:00	Gordy Combs, Towson

W&M WEEKLY PRESS CONFERENCE

A press conference with head coach Jimmie Laycock will be held Tuesday's prior to a Saturday game at noon at the Hospitality House in Williamsburg. Interviews with players will follow the luncheon. Please confirm your attendance with Pete Clawson at least 24 hours in advance at (757) 221-3369 or pmclaw@wm.edu.

A-10 PRESS BOX PHONE NUMBERS

Delaware	302-831-6199/302-831-2186
Hofstra	516-463-5247
James Madison	540-568-6521
Maine	207-581-1049
Massachusetts	413-545-3550
New Hampshire	603-862-2585
Northeastern	617-566-5956
Rhode Island	401-874-4616
Richmond	804-355-6110
Towson	410-704-3102
Villanova	610-519-5290
William & Mary	757-221-3414

single-season passing average of 275.3 yds/game, also set in 1998.

From his first snaps as the starter at the beginning of last season, Campbell has displayed the decision-making prowess of four-year starter at the controls of the College's offense. Certainly, this season is no different, as he is completing better than 62% of his attempts (126 of 202) and has only one interception. In fact, by completing over 66% of his attempts vs. Delaware, Campbell has now has completed better than 50% of his attempts in all but one of his 17 career starts (vs. UNH, when he connected on 11 of his 23 attempts). For his career, Campbell has a completion percentage of .633, which ranks him second all-time at the College.

But, don't mistake Campbell's high completion percentage for the fact that he is making a living by throwing five and six yard passes, as he is averaging an impressive 9.52 yards/attempt, a figure which ranks sixth nationally. Perhaps what is even more impressive is Campbell's average of 15.3 yds/completion, a figure that leads the conference and ranks second nationally (15.5, Dustin Long, Sam Houston State) among QBs who have completed more than 100 passes.

With just one INT in 202 attempts on the season, Campbell's interception % of just .50 is the best in the nation, amongst all levels (the next closest total is Georgia's David Greene, who sports a .54 average, with just one INT in 185 attempts. His TD to INT ratio of 11:1 is also the nation's best total (amongst the I-AA's; Greene leads all levels with a 12:1 ratio). For his career, Campbell carries an impressive interception to TD ratio of better than four to one (35 TDs/8 INT). In 12 career conference starts, Campbell has thrown just three interceptions, as compared to 23 touchdowns.

With 2023 yards of total offense through seven games, Campbell's average of 290.3 yds/gm is second in the league and eighth nationally. But, again, his average of 7.97 yds/att is the conference's top total and ranks him third nationally (amongst I-AA's).

Campbell surpassed the 4,000-yard barrier for his career (in just 16 games) two weeks ago (vs. URI) and currently has thrown for 4,429 yards, a figure that is good for seventh-place on the Tribe's all-time career charts (see complete listings on page 11). His 4,867 yards of total offense (an average of 286.3 yards/start

and is in seventh place on the Tribe's all-time listing in that category as well.

In his 17 career starts, Campbell has accounted for at least one TD (either pass or run) on 16 occasions (his only miss coming in the deluge at New Hampshire). Overall, he has accounted for 41 total career touchdowns (35 passing, six rushing), an average of better than two per outing.

300 Club: With four outings of 300 yards or better in five games of the 2004 season, Campbell is well on his way to making a run at Stan Yagiello's school record of six 300-yard outings in a single season. The last QBs to post four 300-yard efforts in a single season were Mike Cook (1998) and Chris Hakel (1991), with four.

Very Offensive: With Campbell at the controls, the College is averaging 32.0 points and 379.8 total yards a contest through seven games. Over his 17 career starts, the Tribe has averaged better than 30 points and 383 yards of total offense a game.

And the Award goes to: In addition to being named the A10 Offensive Player of the Week for his record-setting performance against Delaware Saturday, senior WR Dominique Thompson was tabbed the ESPN/USA Today I-AA National Offensive Player of the Week Monday and a National Weekly All-Star by the web site I-AA.org.

Thompson recorded a W&M single-game record 244 receiving yards and matched a W&M record with four touchdown receptions against the Blue Hens on just six total catches.

He ranks second in the Atlantic 10 and fourth nationally with a 126.3 receiving yards per game average and tied a league record with his four TD catches, while boasting the ninth-highest single-game receiving yardage total in A10 history.

Thompson is the second A10 standout to be named the ESPN/USA Today I-AA Offensive Player of the Week, joining Hofstra quarterback Bobby Seck, who was honored on Sept. 28.

Off the Charts: With a school-record 244 receiving yards and four touchdowns on just six receptions vs. Delaware, senior all-conference candidate, WR Dominique Thompson put together a performance unrivaled in the College's 100-plus year

football history.

The scintillating performance included scoring plays of 87 (also a school record), 64, 62 and 10 yards. Most of his damage came in the first quarter, as he rang the Delaware defense up or 159 yards and three scores.

The effort, which was his second 200-yard outing in the last three games, earned Thompson the league's Offensive Player of the Week honors and moved his season total to 884 yards on just 38 receptions (an average of 23.3 yds/catch).

In addition to A10 weekly honors, Thompson was named the ESPN/USA Today I-AA National Offensive Player of the Week and was tabbed a Weekly All-Star by the web site I-AA.org.

The following is a point-by-point run-down of what Thompson accomplished during the game vs. Delaware:

- Set school record for receiving yards (244, old record was 240 set by Dave Conklin vs. VMI in 1997 – on nine receptions).
- Four TDs ties school record for single-game TD receptions (most recently set by Corey Ludwig in 1993 vs. Maine).
- His one-game average of 40.7 yds/catch establishes school's single game record (among players with more than five catches). He was just off the NCAA's single-game record of 44.6, set by former NFL standout John Taylor while he was at Delaware State in 1985 (vs. Division II St. Paul's, 9/21/85).
- The 159 first quarter yards is a school record
- His 87-yard TD reception ties the school's 43-year old record for longest pass play, first set by current NFL coach Dan Henning, who connected with Tom Scott vs. Navy in 1961).
- Also set the College's record for pass plays of 60 or more yards in game (three).
- His 244 yards ranks as eighth best single-game performance in A10 history and is the fourth-best effort in a game between two league teams.

The following is what Thompson has accomplished so far this season, and what could be just ahead:

- Only Tribe player to record two, 200-plus yard games in a career (much less a single season, or three game span).
- His last four games include three performances in the Tribe's top 20 single-

game records (157 vs. NE, 18th; 221 at Liberty, 4th; and 244 at Delaware, 1st). By comparison, Rich Musinski has only four games in the top 20 out of his 46 career starts (to Thompson's eight).

- With 884 receiving yards, he is just four shy of breaking into the Tribe's top 10 single season listing (10th place is Musinski's 888-yard total from last season).

- His average of 126.9 yds/game ranks fourth nationally and is second in the A10.

- If Thompson were able to maintain his current average of 126.9 yds/game he will shatter Musinski's school record single-season average of 116.1 set in 2001.

- His average of 23.4 yds/catch currently ranks second nationally among players with more than 25 receptions (Morgan State's Kelvin Dickens currently leads the nation with an average of 23.5 yds/catch).

- He is just 116 yards shy of becoming just the sixth Tribe player to 1,000 receiving yards for a season.

- Has four scoring plays of 60-plus yards (87, 77, 64 and 62).

- 33 of his 38 receptions on the season have resulted in first downs for the Tribe.

More on Thompson: Two weeks ago, in the win over Liberty, Thompson established a career high in receptions with 10. His 10 catches is made more impressive by the fact that only THREE Tribe players have recorded 10, or more, receptions in the last 10 years in Laycock's diverse, spread the field, offense. For example, the top four receivers in school history (in terms of catches) combined for just a TOTAL of three 10-plus-reception afternoons (Rich Musinski, two; Dave Conklin, one).

As an added bonus, Thompson also



Redshirt freshman WR Joe Nicholas caught five balls for 39 yards Saturday against Delaware. Nicholas is the team's second-leading receiver with 20 receptions for 269 yards and a TD.

lends his speed and elusiveness to the kick return squad and had racked up 192 yards over 11 returns. Thompson also is averaging of 153.3 yards a game in all-purpose yards, which leads the conference and is 13th nationally, while his 5.43 catches/game stands as the seventh highest per game total in the conference.

His all-purpose yardage total of 129.50 yds/gm ranks second in the league.

Kuehn Edge: Despite missing on his only attempt vs. Delaware (a 47 yarder as time expired in the first half), junior place kicker Greg Kuehn remains firmly ranked as one of the nation's premier I-AA place-kickers. His average of 1.57 field goals per game ranks fourth in I-AA football, while his 11 total field goals trails only Hampton's Andrew Paterini (13) for the top total in the nation.

He has recorded three field goals in one game on three separate occasions this season and a total of six times in his career. Kuehn currently has 38 career FGs (on 53 attempts, .717 conversion), a total that is the fourth best Tribe history and the seventh-best career total in the Atlantic 10

(see chart on page 11).

Kuehn's average of 8.43 points a game leads all conference kickers and ranks 16th nationally amongst all players.

When he was true on his only attempt on the afternoon, vs. URI (a 28 yarder), he extended his streak of makes from inside the 40-yard line to 13 (dating back to last season), and for his career, he has misfired only a total of five times in 35 career tries from inside the 40 (.857).

Kuehn has already earned the Atlantic 10's Special Team's Player of the Week honors on two occasions this season. His first honor came when he provided all the points in the Tribe's 9-7 upset at then 10th-ranked New Hampshire. He was recognized again, for his efforts against Northeastern, when he was no less valuable, and possibly even a little more clutch, as accounted for 12 points on three field goals and three extra points. His final field goal of that afternoon came on a 28-yard effort in overtime and sealed the 38-35 win for the College.

Kuehn has already put himself in the Tribe's record books this season, as he has been true on all 26 of his extra point attempts. Against VMI, his first attempt marked the 51st-straight conversion, breaking former All-American Brett Sterba's school-record of 50, set between the 1999 and 2000 seasons. Kuehn has now booted 71 consecutive extra points and has not missed a point after since the 2002 season (vs. NE). For his career, Kuehn has converted 94 of his 95 XPT attempts (.989).

The College's success in the kicking game has been well documented over the seasons, as a Tribe place kicker has been named to the all-conference team in each of the last seven years. Kuehn has earned the honor each of the past two years and seems to be on track for a third in 2004.

The Tribe's school record for career field goals is held by current NFL standout, Steve Christie, who hammered out 57 career three-pointers. Two-time all-conference performer, Brian Shallcross is second with 48 treys, while Sterba sits in third with 46. Shallcross and Sterba currently hold the first and second positions on the A10's career field goal chart, respectively.

With at least four games remaining in his junior season, Kuehn seems on track to make a run at Christie's career mark, as he'll enter Saturday's game averaging better than one FG/start (38 FGs in 28 career

games). For perspective's sake, Christie and Shallcross entered their senior seasons with 36 and 33 field goals, respectively.

Game within the Game: The Tribe has been winning the turnover battle so far this season carrying a +6 turnover margin through the first seven games. The defense has collected five fumbles, returning them for a total of 39 yards along with picking off six passes with a combined 70 return yards. On the flip side, the College's offense has been extremely stingy, losing only four fumbles and throwing just a single interception.

The College is currently the second least penalized team in the conference, as it earns an average of 49.4 penalty yards per game. But, in spite of this relatively low number, W&M's opponents have been just a little more careful of the flags, as the Tribe opponents have been flagged for an average of only 37.6 yards per game, the lowest total of any group of opponents in the Atlantic 10.

Converting when it counts: The Tribe offense has made a living on converting points inside the red zone. They are the only team in the Atlantic 10 that can boast a 1.000 conversion percentage, having yet to come away empty handed inside their opponent's 20 yard line. Close to the goal line is not the only place the offense steps it up as they are second in the Conference in third down conversions. Their 45.8% conversion rate on 49 of 107 third down attempts is second only to Northeastern in the Atlantic 10. These 49 conversions include 11 touchdowns on third down and Greg Kuehn's overtime, game winning field goal against Northeastern.

Holding his own: Filling in for injured starting middle linebacker Travis McLaurin the last two weeks, junior **Thad Wheeler** has put together two fine performances in place of McLaurin.

In the win over URI on Oct. 16, Wheeler entered the game in the first quarter and went on to record a career-high 16 tackles against the Rams. Before that game, Wheeler had made just seven total stops on the season. Two of the stops against the Rams' vaunted option offense went for a total loss of five yards.

Wheeler made his first career start Saturday against Delaware and tallied nine total tackles, including one for a loss. Perhaps his biggest stop came early



The Tribe Club and the William and Mary Alumni Association are hosting pre-game tailgate parties at a number of W&M away game this season. Here is a list of tailgates where you can join fellow alumni and friends on the road in support of Tribe football.

Towson - Oct. 30
Auburn Pavilion
4:00 p.m. - Kickoff (6 p.m.)



James Madison - Nov. 13
Softball Field/Convo
10:30 a.m. - Kickoff (12 p.m.)



To register for any tailgate log on to www.wmalumni.com or call 757-221-1174. To order your game tickets call the W&M Ticket Office at 757-221-3340.



Junior defensive back Stephen Cason recorded a career-high 11 tackles, including nine solo stops, in Saturday's game at Delaware. Cason is third on the squad with 41 total tackles this season and has 5.5 TFLs and six pass break-ups to his credit.

in the third quarter, as the Blue Hens ran an option play to the right on fourth-and-goal from the 1-yard line, when Wheeler stayed with UD quarterback Sonny Riccio and stopped him, along with William Turner and Chris Ndubueze, short of the goal line, turning the ball over to W&M on downs.

Wright on: Sophomore defensive end **Josh Wright** recorded a career-high 10 total tackles in the loss to Delaware Saturday, including seven solo stops.

That comes on the heels of a seven-tackle effort in the win over Rhode Island on Oct. 16. Wright assumed a starting role in the Sept. 18 win at New Hampshire and has been a key figure on the defensive line ever since. He leads all defensive linemen with 30 total tackles and has 4.5 TFLs, one sack and four quarterback hurries to his credit.

When it counts: Junior defensive end **Jonas Watson** has started just one game, the season-opener at UNC Sept. 4, and has seen limited action in the Tribe's other six games, but has posted impressive numbers in his limited role.

Watson leads the squad with 4.5 sacks, resulting in a total loss of 38 yards. One of those sacks came Saturday at Delaware, as he pulled down UD quarterback Sonny Riccio on third-and-10 on the Hens' opening drive of the second half.

Watson also leads the team with 7.0 total tackles for loss and has registered one quarterback hurry and recovered a fumble.

Backing the Line: Entering the season, much of the attention drawn about the W&M linebackers was centered around junior all-conference performer **Travis McLaurin**. But, the inspiring play of fellow junior **Chris Ndubueze** and sophomore **Ryan Nickell** makes the Tribe linebacking corps one of the best units in the A10.

Ndubueze leads the squad with 61 total tackles, after sharing team-high honors with 11 against Delaware Saturday. He also had two pass break-ups in the loss. His finest effort came in the Sept. 18 win over UNH, when he tallied a career-high 16 total tackles.

Nickell ranks fifth on the team with

33 total tackles, including 6.5 total tackles for loss, which trails only Watson. Against URI, Nickell recorded nine total stops, including 2.5 TFLs and followed that up with six solo tackles against Delaware Saturday. Perhaps his best effort came in the 42-6 win over VMI on Sept. 25, when Nickell registered the first two interceptions of his career on consecutive VMI snaps.

McLaurin is fourth on the squad with 38 total tackles, putting all three linebackers in the team's top five. In addition to his 38 tackles, McLaurin has recovered three fumbles, which ties for the A10 lead.



Senior WR Dominique Thompson hauls in his first of four TD catches Saturday, just out of the reach of UD All-American cornerback Sydney Haugabrook. Thompson caught six passes for a W&M single-game record 244 yards against the Blue Hens.

THE TRIBE IN 2004

Overall: 5-2
 At home: 3-0
 Away:.....2-2
 On grass:4-2
 On turf: 1-0

 A-10 overall: 3-1
 A-10 home:2-0
 A-10 road: 1-1

By Month:
 September:2-1
 October:3-1
 November:0-0
 December:0-0

When scoring first..... 3-2
 When opponent scores first.....2-0
 When scoring 20+ points4-2
 When scoring less than 20 points..... 1-0
 When leading at half 3-1
 When trailing at half 1-1
 When tied at half 1-0
 When leading after 3 qtrs4-1
 When trailing after 3 qtrs 1-1
 When tied after 3 qtrs0-0
 When out-passing opponent.....5-2
 When out-rushing opponent.....3-0
 When out-gaining opp. (total off.)4-0
 With 35+ passing attempts 1-1
 With less than 35 passing attempts ...4-1
 With 30+ rushing attempts5-1
 With less than 30 rush attempts0-1
 When leading TOP4-1
 When trailing TOP 1-1
 With an individual 100-yd rusher0-0
 With an individual 200-yd passer 1-2
 With an individual 100-yd receiver ..2-2
 With opponent 100-yd rusher 1-1
 With opponent 200-yd passer 1-2
 With opponent 100-yd receiver..... 1-1
 When leading turnover ratio2-1
 When trailing turnover ratio..... 1-1



SPORTS NETWORK TOP 25 OCT. 25

Team (1st place votes) 2004 Record LW

1. Southern Illinois (79)	7-1	1
2. Georgia Southern (17)	7-1	2
3. Delaware (4)	6-1	3
4. Montana	6-1	4
5. Cal Poly (1)	7-0	6
6. Furman	6-2	7
7. Western Kentucky	5-2	10
8. Sam Houston State	6-1	11
9. James Madison (1)	6-1	13
10. New Hampshire	5-2	15
11. Wofford	5-2	5
12. Lehigh	6-1	16
13. Stephen F. Austin	5-2	8
14. Hampton	7-1	17
15. Northwestern State	5-2	9
16. William and Mary	5-2	14
17. Appalachian State	5-3	23
18. Colgate	5-2	18
19. Maine	4-3	19
20. Jacksonville State	6-1	12
21. Harvard	6-0	22
22. Pennsylvania	5-1	21
23. Villanova	5-3	24
24. Montana State	5-2	NR
25. Eastern Washington	5-3	NR

ESPN/USA TODAY TOP 25 OCT. 25

Team (1st place votes) 2004 Record LW

1. Southern Illinois (32)	7-1	1
2. Georgia Southern (7)	7-1	2
3. Delaware (1)	6-1	3
4. Montana	6-1	4
5. Cal Poly (2)	7-0	5
6. Furman	6-2	7
7. Sam Houston State	6-1	10
8. Western Kentucky	5-2	11
9. James Madison	6-1	14
10. New Hampshire	5-2	15
11. Wofford	5-2	6
12. Stephen F. Austin	5-2	8
13. Lehigh	6-1	16
14. Hampton	7-1	17
15. William and Mary	5-2	13
16. Northwestern State	5-1	9
17. Appalachian State	5-3	NR
18. Maine	4-3	20
19. Colgate	5-2	18
20. Harvard	6-0	19
21. Jacksonville State	6-1	12
22. Pennsylvania	5-1	22
23. Montana State	5-2	23
24. Villanova	5-3	24
25. Eastern Washington	5-3	NR

CAMPBELL/SMITH/KUEHN CAREER WATCH

W&M Career Passing Yards

1. 9,805 Dave Corley, Jr.	1999-02
2. 8,249 Stan Yagiello	1981-85
3. 7,295 Mike Cook	1995-98
4. 7,025 Chris Hake	1988-91
5. 5,705 Shawn Knight	1991-94
6. 4,536 Chris Garrity	1979-81
7. 4,429 Lang Campbell	2001-
8. 4,019 Tom Rozantz	1975-78
9. 3,361 Dan Darragh	1965-67
10. 3,087 Dave Murphy	1980-83

W&M Career Total Offense Yards

1. 10,948 Dave Corley, Jr.	1999-02
2. 8,168 Stan Yagiello	1981-85
3. 7,245 Mike Cook	1995-98
4. 7,058 Chris Hake	1988-91
5. 6,408 Shawn Knight	1991-94
6. 5,385 Tom Rozantz	1975-78
7. 4,867 Lang Campbell	2001-
8. 4,589 Bill Deery	1972-74
9. 4,320 Chris Garrity	1979-81
10. 3,749 Derek Fitzgerald	1992-95

W&M Career Passing Touchdowns

1. 73 Dave Corley, Jr.	1999-02
2. 62 Mike Cook	1995-98
3. 51 Stan Yagiello	1982-85
4. 46 Shawn Knight	1991-94
5. 43 Chris Hake	1988-91
6. 36 Buddy Lex	1946-49
7. 35 Lang Campbell	2001-
8. 30 Dan Darragh	1965-67
9. 27 Chris Garrity	1979-81
10. 25 John Brosnahan	1985-88

W&M Career Rushing Yards

1. 3,744 Derek Fitzgerald	1992-95
2. 3,543 Robert Green	1988-90
3. 2,949 Troy Keen	1992-95
4. 2,750 Alvin Porch	1994-97
5. 2,534 Tyrone Shelton	1987-90
6. 2,404 Jim Kruijs	1975-77
7. 2,401 Bill Deery	1972-74
8. 2,216 Hameen Ali, III	1997-00
9. 2,171 Phil Mosser	1970-71
10. 2,135 Michael Clemons	1983-86

(Smith - 2,058 career rushing yds)

Atlantic 10 Career Field Goals

1. 48 Brian Shallcross, W&M	1994-97
2. 46 Brett Sterba, W&M	1997-00
3. 44 Brandon Hanes, NU	1994-97
44 Chris Onorato, HU	2001-
5. 41 Rob Courter, UR	1987-90
6. 39 John Coursey, JMU	1993-96
7. 38 Greg Kuehn, W&M	2002-
38 Casey Hannon, VU	1998-01
38 Matt Walker, URI	1995-98
10.36 Domingo Carlos, UC	1981-83

William and Mary Football ALPHABETICAL ROSTER

No.	Name	Cl.	Pos.	Ht.	Wt.	High School	Hometown
36	Allen, Kevin	Fr.	DB	6-3	187	Highland Springs	Richmond, VA
64	Bowles, Jason	RF	DL	6-3	240	Phoebus	Hampton, VA
40	Bratton, Adam	Jr.	TE	6-4	250	Montoursville	Montoursville, PA
9	Brooks, Elijah	So.	TB	5-9	205	DeMatha	Largo, MD
42	Brown, Jerrett	Fr.	DB	6-0	185	Hopewell	Hopewell, VA
84	Burrow, Brandon	RF	DB	5-9	175	Colonial Heights	Colonial Heights, VA
12	Campbell, Lang	Sr.	QB	6-3	205	Handley	Winchester, VA
22	Cason, Stephen	Jr.	DB	6-0	202	James River	Richmond, VA
67	Cochran, Brent	RF	OL	6-4	280	South Lakes	Reston, VA
32	Coley, Delmus	So.	RB	5-9	195	Floyd Kellam	Virginia Beach, VA
37	Cox, Derek	Fr.	WR/DB	6-1	165	J.H. Rose	Winterville, NC
41	Cramer, Alex	RF	DB	5-11	180	Frank W. Cox	Virginia Beach, VA
15	Davis, Corey	So.	WR	6-1	190	Deep Creek	Chesapeake, VA
81	Ely, Mark	RF	WR	5-11	180	Unionville	Kennett Square, PA
43	Faha, Chris	Jr.	FB	6-2	210	Good Counsel	Silver Springs, MD
62	Falbo, Graham	RF	OL	6-0	240	Westfield	Centreville, VA
79	Grant, Michael	Fr.	OL/DL	6-5	270	Notre Dame	Wrightstown, NJ
75	Grenz, Michael	Jr.	OL	6-3	282	Wayne Hills	Wayne, NJ
95	Griffin, Jr., Jerome	Jr.	DL	6-3	240	Crestwood	Sumter, SC
76	Haley, Michael	Fr.	OL/DL	6-1	240	Great Bridge	Chesapeake, VA
51	Harrell, Wade	Sr.	DL	6-3	240	Smithfield	Smithfield, VA
53	Hiteshaw, Luke	Fr.	OL/DL	6-1	265	Mount St. Joseph	Baltimore, MD
28	Holmes, DeBrian	Fr.	RB	5-10	180	Woodside	Fort Eustis, VA
88	Holston, Nathan	So.	WR	6-0	190	Monacan	Richmond, VA
48	Horvath, Ryan	RF	FB	6-1	220	Midlothian	Midlothian, VA
80	Houff, David	Fr.	RB/LB	6-1	195	Blacksburg	Blacksburg, VA
17	Jackson, Paris	RF	WR	6-1	200	Westfield	Centreville, VA
92	Jones, Ryan	RF	DL	6-3	240	Blacksburg	Blacksburg, VA
96	Kelly, Justin	Sr.	DL	6-2	260	Lafayette	Williamsburg, VA
45	Kimber, Chris	Jr.	DB	6-2	212	Watkins Mill	Gaithersburg, MD
25	Kuehn, Greg	Jr.	PK	6-3	200	Potomac Falls	Potomac Falls, VA
61	Larkins, Josh	Fr.	OL/DL	6-1	285	Toms River North	Toms River, NJ
63	Lumm, Ryan	Jr.	OL	6-3	270	Santa Margarita	Mission Viejo, CA
33	Lustig, Josh	Sr.	WR	5-9	175	Cathedral Prep	Erie, PA
86	Mack, Elliott	Fr.	WR	5-11	185	Delbarton	Irvington, NJ
66	Maddux, Mark	Fr.	DL	6-2	260	Benedictine	Midlothian, VA
16	Marianacci, Joe	Fr.	WR	6-1	180	Wyoming Area	West Pittston, PA
56	Mazur, Danny	RF	LB	6-0	217	Middleton	Middleton, WI
99	McCarthy, Mike	Sr.	DL	6-3	270	Cumberland Valley	Mechanicsburg, PA
52	McLaurin, Travis	Jr.	LB	5-11	240	Thomas McKean	Wilmington, DE
23	McLaurin, Trevor	So.	RB	5-11	225	Thomas McKean	Wilmington, DE
13	Mesi, Mike	Sr.	P	6-0	195	Monmouth Regional	Eatontown, NJ
21	Miller, James	Jr.	DB	6-1	195	Lake Taylor	Norfolk, VA
87	Mitchell, Trey	Fr.	PK	5-10	165	Radford	Radford, VA
68	Morris, Cody	So.	OL	6-4	285	Hazelton Area	Jeansville, PA
4	Muldrow, Leonard	So.	LB	5-9	180	Ocean Lakes	Virginia Beach, VA
59	Mulloy, Patrick	Jr.	OL	6-4	300	Salesianum	West Chester, PA
82	Muro, Evan	Fr.	OL/DL	6-6	235	Warwick	Newport News, VA
54	Ndubueze, Chris	Jr.	LB	6-1	237	DeMatha	Lanham, MD

No.	Name	Cl.	Pos.	Ht.	Wt.	High School	Hometown
57	Neely, Brian	So.	OL	6-4	290	Lee Davis	Mechanicsville, VA
27	Nicholas, Joe	RF	WR	6-3	205	Hazelton Area	Sugarloaf, PA
55	Nickell, Ryan	So.	LB	6-2	210	Tabb	Yorktown, VA
90	O'Brien, Eric	Fr.	DL	6-2	250	Delone Catholic	Abbottstown, PA
97	O'Connor, Adam	Jr.	DL	6-7	275	Ragsdale	Greensboro, NC
39	O'Neil, T.J.	RF	LB	6-1	220	Tabor Academy	Duxbury, MA
72	Oliver, Justin	RF	OL	6-4	295	Gettysburg	Fairfield, PA
46	Otey, Matt	RF	RB	5-11	220	Hershey	Hershey, PA
38	Page, David	RF	DB	5-9	180	Cardinal Mooney	Sarasota, FL
26	Parrott, LeVince	So.	FB	5-10	215	Lafayette	Williamsburg, VA
6	Patterson, Corey	Sr.	DB	5-11	190	New Kent	New Kent, VA
5	Patterson, Craig	Sr.	DB	5-11	202	New Kent	New Kent, VA
58	Pendleton, Larry	Jr.	DL	6-3	285	Booker T. Washington	Norfolk, VA
98	Phillips, Brett	Fr.	WR	6-2	185	Seattle Prep	Seattle, WA
18	Phillips, Jacob	Fr.	QB	6-3	195	Bath County	Warm Springs, VA
19	Pitts, Jr., John	Sr.	WR	6-3	215	East Forsyth	Kernersville, NC
10	Potts, Michael	RF	QB	6-4	215	Middletown	Middletown, DE
91	Pritchard, Blair	So.	K	5-11	209	Atlee	Mechanicsville, VA
74	Pugh, Brandon	RF	DL	6-3	225	Indian River	Chesapeake, VA
50	Reyher, Todd	Fr.	LB/RB	6-0	205	Lafayette	Williamsburg, VA
65	Ridjaneck, Matt	Jr.	OL	6-5	265	Center	Monaca, PA
24	Riley, Richard	So.	DB	6-1	175	Gaithersburg	Gaithersburg, MD
44	Rutter, Josh	Fr.	LB	6-2	210	Francis Scott Key	Union Bridge, MD
70	Shafraan, Jonathan	Fr.	OL/DL	6-3	270	Langley	Great Falls, VA
35	Shaw, Jonathan	Jr.	DB	6-0	190	Lake Brantley	Altamonte Springs, FL
47	Shepherd, Marcus	RF	LB	5-11	200	Parkdale	Landover, MD
60	Skibinski, Ryan	Fr.	OL/DL	6-1	250	Jefferson Forest	Lynchburg, VA
31	Slye, Cedric	So.	DB	5-10	182	St. John's	Washington, D.C.
2	Smith, Jon	Sr.	RB	6-1	220	Country Day	Cincinnati, OH
98	Spencer, Christopher	Fr.	DB	5-7	155	Mt. Vernon	Alexandria, VA
71	Stewart, Brad	RF	OL	6-3	280	Bethel Park	Bethel Park, PA
29	Stout, Zachary	So.	DB	5-10	185	Lee Davis	Mechanicsville, VA
14	Taylor, Christian	So.	QB	6-4	210	Grafton	Yorktown, VA
11	Taylor, John	So.	WR	6-3	210	St. Albans	Washington, D.C.
49	Thomas, Jeff	Fr.	LB/RB	6-1	225	Lee Davis	Mechanicsville, VA
3	Thompson, Dominique	Sr.	WR	6-1	190	Riverside	Durham, NC
89	Tomon, Cody	Fr.	WR	6-0	185	St. Ignatius	Bricksville, OH
85	Trinkle, Matt	So.	TE	6-5	249	Allentown C. Catholic	Whitehall, PA
83	Troester, Jordan	So.	TE	6-3	225	New Kent	Providence Forge, VA
69	Turner, William	RF	LB	6-1	220	Franklin County	Wirtz, VA
30	Viola, Tony	RF	RB	6-1	230	Stonewall Jackson	Broadway, VA
93	Watson, Jonas	Jr.	DL	6-2	240	Bethel	Hampton, VA
34	Wheeler, Thad	Jr.	LB	6-1	215	Sequoyah	Canton, GA
8	Wheeling, Alan	So.	DB	5-9	170	Pulaski County	Dublin, VA
77	Williamson, Brian	So.	DL	6-4	240	Whiteville	Nakina, NC
78	Witham, Matthew	Sr.	OL	6-6	330	Tatnall School	Newark, DE
94	Wright, Josh	So.	DL	6-2	235	Amherst County	Madison Heights, VA

William and Mary Pronunciation Guide

Chris Faha - FAY	Mike Mesi - ME-see	Jordan Troester - TRO-ster
Greg Kuehn - KEEN	Chris Ndubueze - N-do-bwee-zee	Tony Viola - VEE-ola
Joe Marianacci - mary-uh-notch-ee	Matt Otey - Odie	Matthew Witham - WITH-um
Danny Mazur - MAH-zer	Cody Tomon - TAH-mon	

WILLIAM AND MARY FOOTBALL NUMERICAL ROSTER

2	Smith, John.....	RB	37	Cox, Derek.....	WR/DB	70	Shafran, Jonathan.....	OL/DL
3	Thompson, Dominique.....	WR	38	Page, David.....	DB	71	Stewart, Brad.....	OL
4	Muldrow, Leonard.....	LB	39	O'Neill, T.J.....	LB	72	Oliver, Justin.....	OL
5	Patterson, Craig.....	DB	40	Bratton, Adam.....	TE	74	Pugh, Brandon.....	DL
6	Patterson, Cory.....	DB	41	Cramer, Alex.....	DB	75	Grenz, Michael.....	OL
8	Wheeling, Alan.....	DB	42	Brown, Jerrett.....	DB	76	Haley, Michael.....	OL/DL
9	Brooks, Elijah.....	TB	43	Faha, Chris.....	FB	77	Williamson, Brian.....	DL
10	Potts, Michael.....	QB	44	Rutter, Josh.....	LB	78	Witham, Matthew.....	OL
11	Taylor, John.....	WR	45	Kimber, Chris.....	DB	79	Grant, Michael.....	OL
12	Campbell, Lang.....	QB	46	Otey, Matt.....	RB	80	Houff, David.....	RB/LB
13	Mesi, Mike.....	P	47	Shepherd, Marcus.....	LB	81	Ely, Mark.....	WR
14	Taylor, Christian.....	WR	48	Horvath, Ryan.....	FB	82	Muro, Evan.....	OL/DL
15	Davis, Corey.....	QB	49	Thomas, Jeff.....	LB/RB	83	Troester, Jordan.....	TE
16	Marianacci, Joe.....	WR	50	Reyher, Todd.....	LB	84	Burrow, Brandon.....	DB
17	Jackson, Paris.....	WR	51	Harrell, Wade.....	DL	85	Trinkle, Matt.....	TE
18	Phillips, Jacob.....	QB	52	McLaurin, Travis.....	LB	86	Mack, Elliott.....	WR
19	Pitts, John.....	WR	53	Hiteshew, Luke.....	OL/DL	87	Mitchell, Trey.....	PK
21	Miller, James.....	DB	54	Ndubueze, Chris.....	LB	88	Holston, Nathan.....	WR
22	Cason, Stephen.....	DB	55	Nickell, Ryan.....	LB	89	Tomon, Cody.....	WR
23	McLaurin, Trevor.....	RB	56	Mazur, Danny.....	LB	90	O'Brien, Eric.....	DL
24	Riley, Richard.....	DB	57	Neely, Brian.....	OL	91	Pritchard, Blair.....	K
25	Kuehn, Greg.....	PK	58	Pendleton, Larry.....	DL	92	Jones, Ryan.....	DL
26	Parrott, LeVince.....	FB	59	Mulloy, Patrick.....	OL	93	Watson, Jonas.....	DL
27	Nicholas, Joe.....	WR	60	Skibinski, Ryan.....	OL/DL	94	Wright, Josh.....	DL
28	Holmes, DeBrian.....	WR	61	Larkins, Josh.....	DL	95	Griffin, Jerome.....	DL
29	Stout, Zachary.....	DB	62	Falbo, Graham.....	OL	96	Kelly, Justin.....	DL
30	Viola, Tony.....	RB	63	Lumm, Ryan.....	OL	97	O'Connor, Adam.....	DL
31	Slye, Cedric.....	DB	64	Bowles, Jason.....	DL	98	Spence, Christopher.....	DB
32	Coley, Delmus.....	RB	65	Ridjaneck, Matt.....	OL	98a	Phillips, Brett.....	WR
33	Lustig, Josh.....	WR	66	Maddux, Mark.....	DL	99	McCarthy, Mike.....	DL
34	Wheeler, Thad.....	LB	67	Cochran, Brent.....	OL			
35	Shaw, Jonathan.....	DB	68	Morris, Cody.....	OL			
36	Allen, Kevin.....	DB	69	Turner, William.....	LB			

WILLIAM AND MARY FOOTBALL 2004 GAME-BY-GAME STARTERS

	UNC	UNH	VMI	Northeastern	Liberty	URI	Delaware	Towson	Villanova	IMU	Richmond
QB	Campbell	Campbell	Campbell	Campbell	Campbell	Campbell	Campbell				
TB	Smith	Smith	Smith	Smith	Smith	Smith	Smith				
FB	Trinkle*	Nicholas^	Nicholas^	Nicholas^	Nicholas^	Bratton*	Pitts^				
WR	Lustig	Lustig	Pitts	Pitts	Pitts	Nicholas	Nicholas				
WR	Thompson	Thompson	Thompson	Thompson	Thompson	Thompson	Thompson				
TE	Bratton	Bratton	Bratton	Bratton	Trinkle	Trinkle	Trinkle				
LT	Witham	Witham	Witham	Witham	Witham	Witham	Witham				
LG	Lumm	Lumm	Lumm	Lumm	Lumm	Lumm	Lumm				
C	Mulloy	Mulloy	Mulloy	Mulloy	Mulloy	Mulloy	Mulloy				
RG	Morris	Morris	Morris	Morris	Morris	Morris	Morris				
RT	Grenz	Grenz	Grenz	Grenz	Grenz	Grenz	Grenz				
DE	Watson	Wright	Wright	Wright	Wright	Wright	Wright				
DE	O'Connor	O'Connor	O'Connor	O'Connor	O'Connor	O'Connor	O'Connor				
DT	McCarthy	McCarthy	McCarthy	McCarthy	McCarthy	McCarthy	McCarthy				
DT	Kelly	Pendleton	Pendleton	Pendleton	Kelly	Kelly	Pendleton				
LB	Ndubueze	Ndubueze	Ndubueze	Ndubueze	Ndubueze	Ndubueze	Ndubueze				
LB	McLaurin	McLaurin	McLaurin	McLaurin	McLaurin	McLaurin	Wheeler				
LB	Nickell	Nickell	Nickell	Nickell	Nickell	Nickell	Nickell				
S	Shaw	Shaw	Shaw	Shaw	Shaw	Shaw	Shaw				
S	Miller	Miller	Miller	Miller	Miller	Miller	Miller				
CB	Wheeling	Wheeling	Wheeling	Wheeling	Wheeling	Wheeling	Cason				
CB	Riley	Riley	Riley	Riley	Cason	Riley	Riley				

*Started with two tight ends and no FB. ^Started with 3 receivers and no FB.

THE LAST TIME IT HAPPENED...

TEAM

Shut out an opponent 34-0, at VMI, 9/8/01
Was shut out 0-14, at Delaware, 11/1/97
Consecutive shutouts ... at NU (32-0), at UNH (39-0), 1995
Scored 90+ points 95-0, vs. Bridgewater, 1931
Scored 80-89 points 81-0, vs. Bridgewater, 1930
Scored 70-79 points 77-0, vs. Bridgewater, 1932
Scored 60-69 points 62-31, vs. VMI, 9/14/02
Scored 50-59 points 59-21, vs. Richmond, 11/22/03
Consecutive 50+ games ... at NU (53), vs. VU (51), 1993
Consecutive 40+ games. vs. VMI (62), vs. Delaware (45), 2002
Passed for 400+ yards 426, vs. NU, 10/28/00
Passed for 300-399 yards 355, at Delaware, 10/23/04
Passed for 200-299 yards 222, vs. Richmond, 11/15/03
Rushed for 400+ yards 433, vs. Villanova, 10/23/99
Rushed for 300-399 yards 353, at VMI, 10/23/99
Rushed for 200-299 yards 268, vs. UNH, 11/15/03
Rushed/Passed for 200+ yards vs. UNH, 11/15/03
(268 rush, 276 pass)
Had 600+ yards of total offense 609, vs. VMI, 9/14/02
Had 500-599 yards of total offense 558, vs. UNH, 11/15/03
Had two players rush for 100 yards vs. URI, 10/7/95
Had two players with 100+ rec. yds. vs. NU, 10/2/04
Held opp. under 50 rush yards 49, vs. VMI, 9/25/04
Held opp. under 50 pass yards 44, vs. URI, 11/9/02
Held opp. under 100 yards total off. 82, at Bucknell, 9/21/96
Allowed 600+ yards of total off. 638, at WMU, 9/6/03
Allowed 500-599 yards total off 575, at UNC, 9/4/04
Was held under 50 rush yards 48, at UMass, 10/11/03
Was held under 50 pass yards 30, vs. Boston, 9/19/92
Was held under 100 yards total offense None post 1981
Blocked a punt vs. URI, 10/16/04
Blocked a field goal vs. Hofstra, 43-yard att., 11/1/03
Returned a blocked punt for TD at URI, 12 yds, 9/7/96
Had a punt blocked at Delaware, 10/23/04
Had a blocked punt returned for TD ... vs. Villanova, 11/11/00
Returned a punt for TD at Richmond, 69 yds, 11/22/03
Returned a kickoff for TD at NU, 96 yds, 9/16/95
Returned an interception for TD at UR, 77 yds, 11/22/03
Returned a fumble for TD at URI, 0 yds, 10/25/03
Had a punt returned for TD vs. JMU, 70 yds, 10/18/03
Had a kickoff returned for TD at URI, 93 yds, 10/25/03
Had an int. returned for TD vs. NU, 21 yds, 10/26/96
Had a fumble returned for TD ... vs. JMU, 46 yds, 10/11/97
Recorded a safety at NU, 10/9/97
Surrendered a safety at NU, 9/20/03
Scored a defensive TD at Richmond, 11/22/03
Scored a special teams TD at Richmond, 11/22/03
Scored defensive and special teams TD at UR, 11/21/03
Won in overtime 38-35 vs. Northeastern, 10/2/04
Lost in overtime 31-34, at JMU, 11/16/02

INDIVIDUAL

Passed for 400+ yds 426, D. Corley vs. NU, 10/28/00
Passed for 300-399 yds .. 355, L. Campbell, at UD, 10/23/04
Passed for 200-299 yds ... 222, L. Campbell, at UR, 11/22/03
Passed for 6 TDs S. Knight, vs. Maine, 11/6/93
Passed for 5 TDs None
Passed for 4 TDs L. Campbell, at Delaware, 10/23/04
Passed for 3 TDs L. Campbell, vs. UNH, 11/15/03
Passed for 2 TDs L. Campbell, vs. URI, 10/16/04
Completed 30+ att. 30, M. Cook, vs. UNH, 10/18/98
Completed 20-29 att. 20, L. Campbell, at UD, 10/23/04
QB pass/rush for 100 yds D. Corley, at VU, 11/11/00
(247 pass, 107 rush)
QB had 2 pass / 2 rush TDs L. Campbell, at UNC, 9/4/04
(2 pass, 2 rush)
QB had pass and rush TDs ... L. Campbell, vs. URI, 10/16/04
(2 pass, 1 rush)
Rushed for 200+ yds 201, A. Porch, at UConn, 10/18/97
Rushed for 150-199 yds 198, J. Smith, at UNH, 10/19/02
Rushed for 100-149 yds 122, D. Coley, vs. UNH, 11/15/03
Two players rush for 100 yards vs. URI, 10/7/95
(Troy Keen (158) and Derek Fitzgerald (140))
Two players with 100+ receiving yds vs. NU, 10/2/04
Dominique Thompson (157) and Joe Nicholas (111)
Had 30+ carries 32, J. Smith, at UNH, 10/19/02
Had 20-29 carries 23, J. Smith, at UNH, 9/18/04
Rushed for 4 TDs Blocker-Bodley, vs. VMI, 10/2/93
Rushed for 3 TDs J. Smith, vs. VMI, 9/14/02
Rushed for 2 TDs J. Smith, at Liberty, 10/9/04
Had 200+ yds rec 244, D. Thompson, at UD, 10/23/04
Had 150-199 yds rec 157, D. Thompson, vs. NU, 10/2/04
Had 100-149 yds rec 111, J. Nicholas, vs. NU, 10/2/04
Had 10+ receptions 10, D Thompson, at LU, 10/9/04
Had 4 TD receptions D. Thompson, at UD, 10/23/04
Had 3 TD receptions R. Musinski, at Delaware, 10/4/03
Had 2 TD receptions D. Trinkle, vs. URI, 10/16/04
Ret. a KO for TD M. McCain, 96 yds, at NU, 9/16/95
Ret. a punt for TD M. Bobo, 69 yds, at UR, 11/21/03
Ret. a blocked punt for TD ... S. McDermott, at URI, 9/7/96
Blocked a FG .. B. Parker, 43-yard att., vs. Hofstra, 11/1/03
Blocked a punt Cra. Patterson, vs. URI, 10/16/04
Ret. a fumble for TD A. O'Connor, 0 yds, at URI, 10/25/03
Ret. an INT for TD J. Miller, 77 yds, at UR, 11/21/03
Made 4 FGs B. Sterba, vs. NU, 10/28/01
Made 3 FGs G. Kuehn, at Liberty, 10/9/04
Kicked a 50+ FG 51, G. Kuehn, vs. UD, 9/28/02
Kicked a 40-49 FG 45, G. Kuehn, at URI, 10/25/03
2-point run L. Campbell, vs. Hofstra, 11/1/03
2-point reception J. Nicholas, vs. NU, 10/2/04

Bold - Occurred this season.

2004 WILLIAM AND MARY SINGLE GAME HIGHS

INDIVIDUAL GAME HIGHS

Pass Attempts: 41, L. Campbell at UNC, Sept. 4
Pass Completions: 23, L. Campbell at UNC, Sept. 4
Passing Yards: 378, L. Campbell vs. NU, Oct. 2
Passing TDs: 4, L. Campbell at Delaware, Oct. 23
Rushing Attempts: 23, J. Smith at UNH, Sept. 18
Rushing Yards: 63, J. Smith at UNH, Sept. 18
Rushing TDs: 2, four times, last- J. Smith at Liberty, Oct. 9
Receptions: 10, D. Thompson at Liberty, Oct. 9
Receiving Yards: 244, D. Thompson at Delaware, Oct. 23
Receiving TDs: 4, D. Thompson at Delaware, Oct. 23
Total Offensive Yards: 400, L. Campbell at Liberty, Oct. 9
All-Purpose Yards: 296, D. Thompson at Delaware, Oct. 23
Total Points: 24, D. Thompson at Delaware, Oct. 23
Points Kicking: 13, G. Kuehn vs. LU, Oct. 9
Points Rushing: 12, four times, last - J. Smith at LU, Oct. 9
Points Receiving: 24, D. Thompson at Delaware, Oct. 23
Field Goals Made: 3, three times, last - G. Kuehn at LU, Oct. 9
Field Goals Attempted: 4, G. Kuehn vs. NU, Oct. 2
PATs Attempted: 6, G. Kuehn vs. VMI, Sept. 25
PATs Made: 6, G. Kuehn vs. VMI, Sept. 25
Punts: 7, M. Mesi at UNH, Sept. 18; at UD, Oct. 23
Punting Yards: 264, M. Mesi vs. VMI, Sept. 25
Punting Average: 44.5, M. Mesi vs. Rhode Island, Oct. 16
Punt Returns: 6, J. Shaw vs. VMI, Sept. 25
Punt Return Yards: 36, J. Shaw vs. VMI, Sept. 25
Kickoff Returns: 6, J. Lustig at UNC, Sept. 4
Kickoff Return Yards: 135, J. Lustig at UNC, Sept. 4
Kickoff Return Average: 37.0, E. Brooks at Delaware, Oct. 23
Interceptions: 2, R. Nickell vs. VMI, Sept. 25
Interception Yards: 70, J. Miller at Liberty, Oct. 9
Tackles: 16, C. Ndubueze at UNH, Sept. 18 & T. Wheeler vs. URI, Oct. 16
Solo Tackles: 10, C. Ndubueze at UNH, Sept. 18
Tackles for loss: 2.5, four times, last - R. Nickell vs. URI, Oct. 16
Sacks: 2.0, J. Watson at Liberty, Oct. 9
Pass Breakups: 3, S. Cason/A. Wheeling at Liberty, Oct. 9

TEAM GAME HIGHS

Pass Attempts: 41, at UNC, Sept. 4
Pass Completions: 23, at UNC, Sept. 4
Passing Yards: 378, vs. NU, Oct. 2
Passing TDs: 4, at Delaware, Oct. 23
Yards Per Pass: 12.3, at Liberty, Oct. 9
Rushing Attempts: 48, at UNH, Sept. 18
Rushing Yards: 130, at Liberty, Oct. 9
Rushing TDs: 4, at Liberty, Oct. 9
Yards Per Rush: 3.9, at UNC, Sept. 4
Total Yards: 498, at Liberty, Oct. 9
Points Scored: 42, vs. VMI, Sept. 25
Touchdowns Scored: 6, vs. VMI, Sept. 25
Field Goals Made: 3, three times, last- at Liberty, Oct. 9
Field Goals Attempted: 4, vs. NU, Oct. 2
PATs Attempted: 6, at VMI, Sept. 25
PATs Made: 6, vs. VMI, Sept. 25
Punts: 7, at UNC, Sept. 4; at UNH, Sept. 18; at UD, Oct. 23
Punting Yards: 264, vs. VMI, Sept. 25
Punting Average: 44.5, vs. URI, Oct. 16
Punt Returns: 6, vs. VMI, Sept. 25
Punt Return Yards: 39, vs. URI, Oct. 16
Kickoff Returns: 6, at UNC, Sept. 4; vs. NU, Oct. 2
Kickoff Return Yards: 135, at UNC, Sept. 4
Kickoff Return Average: 22.7, vs. VMI, Sept. 25; at LU, Oct. 9
Interceptions: 3, vs. VMI, Sept. 25
Interception Yards: 70, at Liberty, Oct. 9
Forced Fumbles: 3, at UNC, Sept. 4
Fumble Return Yards: 33, at UNC, Sept. 4
Forced Turnovers: 4, at UNC, Sept. 4; vs. VMI, Sept. 25
Turnovers: 1, five times, last - at Delaware, Oct. 23
Sacks: 7, at Liberty, Oct. 9
First Downs: 21, at UNC, Sept. 4
Third Down Conversion %: .583 (7-for-12), vs. URI, Oct. 16
Fourth Down Conversion %: 1.000 (2-for-2), at UNH, Sept. 18
Penalties: 10, at Liberty, Oct. 9
Penalty Yards: 90, at Liberty, Oct. 9
Possession Time: 35:13, at UNH, Sept. 18

2004 WILLIAM AND MARY WEEKLY LEADERS

Opponent	Rushes	Rush. Yds	Receptions	Rec. Yds.	Tackles	TFLs	Sacks
at UNC	9, Brooks, Smith	45, Brooks	6, Lustig, Thompson	112, Lustig	15, Miller	2.5, Nickell	0.5, Watson, O'Connor
at UNH	23, Smith	63, Smith	3, Lustig, Thompson	55, Thompson	16, Ndubueze	1.0, (6 players)	1.0, Wright, Pendleton
VMI	15, Smith	52, Smith	4, Thompson	66, Thompson	6, McLaurin, Ndubueze	2.0, Watson	1.0, O'Connor, Watson
NU	12, Smith	45, Brooks	6, Nicholas	157, Thompson	8, O'Connor, Ndubueze	1.5, O'Connor, Wright	1.0, O'Connor
at LU	19, Smith	51, Smith	10, Thompson	221, Thompson	8, Cason, McLaurin	2.5, Cason, Watson	2.0, Watson
URI	13, Smith	54, Brooks	7, Trinkle	58, Thompson	16, Wheeler	2.5, Nickell	none
at UD	10, Brooks	31, Smith	6, Thompson	244, Thompson	11, Cason, Ndubueze	1.0, Wheeler, Watson	1.0, Watson
at TU							
VU							
at JMU							
UR							

2004 OPPONENT SINGLE GAME HIGHS

INDIVIDUAL GAME HIGHS

Pass Attempts: 40, S. Riccio (UD), Oct. 23
Pass Completions: 24, S. Riccio (UD), Oct. 23
Passing Yards: 302, S. Riccio, (UD), Oct. 23
Passing TDs: 3, S. Brady (NU), Oct. 2
Rushing Attempts: 32, J. Ham (URI), Oct. 16
Rushing Yards: 133, R. McGill (UNC), Sept. 4
Rushing TDs: 3, R. McGill (UNC), Sept. 4
Receptions: 11, J. Long (UD), Oct. 23
Receiving Yards: 170, C. Parks (NU), Oct. 2
Receiving TDs: 2, C. Parks (NU), Oct. 2
Total Offensive Yards: 308, S. Riccio (UD), Oct. 23
All Purpose Yards: 170, C. Parks (NU), Oct. 2
Total Points: 18, R. McGill (UNC), Sept. 4
Points Kicking: 7, C. Barth (UNC), Sept. 4
Points Rushing: 18, R. McGill (UNC), Sept. 4
Points Receiving: 12, C. Parks (NU), Oct. 2
Field Goals Made: 2, B. Way (VMI), Sept. 25
Field Goals Attempted: 3, M. Kesic (NU), Oct. 2
PATs Attempted: 7, C. Barth (UNC), Sept. 4
PATs Made: 7, C. Barth (UNC), Sept. 4
Punts: 7, A. Peters (VMI), Sept. 25; N. Crouch (LU), Oct. 9
Punting Yards: 313, A. Peters (VMI), Sept. 25
Punting Average: 44.7, A. Peters (VMI), Sept. 25
Punt Returns: 5, J. Pollack (UNC), Sept. 4
Punt Return Yards: 47, J. Pollack (UNC), Sept. 4
Kickoff Returns: 4, D. Bailey (UNH), Sept. 18
Kickoff Return Yards: 81, S. Haugabrook (UD), Oct. 23
Kickoff Return Average: 31.0, S. Hopkins (NU), Oct. 2
Interceptions: 1, B. Osei (NU), Oct. 2
Interception Yards: n/a
Tackles: 14, F. Sparkman (UNC), Sept. 4
Solo Tackles: 10, R. Woodard (UD), Oct. 23
Tackles for loss: 3.0, B. Flenory (UNH), Sept. 18
Sacks: 2.0, B. Flenory (UNH), Sept. 18
Pass Breakups: 2, four times, last - K. Campbell (UD), Oct. 23

TEAM GAME HIGHS

Pass Attempts: 40, Delaware, Oct. 23
Pass Completions: 24, Delaware, Oct. 23
Passing Yards: 302, Delaware, Oct. 23
Passing TDs: 3, NU, Oct. 2
Yards Per Pass: 10.6, URI, Oct. 16
Rushing Attempts: 71, URI, Oct. 16
Rushing Yards: 321, UNC, Sept. 4
Rushing TDs: 5, UNC, Sept. 4
Yards Per Rush: 7.6, UNC, Sept. 4
Total Yards: 575, UNC, Sept. 4
Points Scored: 49, UNC, Sept. 4
Touchdowns Scored: 7, UNC, Sept. 4
Field Goals Made: 2, VMI, Sept. 25
Field Goals Attempted: 3, NU, Oct. 2
PATs Attempted: 7, UNC, Sept. 4
PATs Made: 7, UNC, Sept. 4
Punts: 7, UNH, Sept. 18; VMI, Sept. 25; LU, Oct. 9
Punting Yards: 313, VMI, Sept. 25
Punting Average: 44.7, VMI, Sept. 25
Punt Returns: 7, UNC, Sept. 4 & UNH, Sept. 18
Punt Return Yards: 63, UNC, Sept. 4
Kickoff Returns: 6, LU, Oct. 9
Kickoff Return Yards: 123, Delaware, Oct. 23
Kickoff Return Average: 24.6, Delaware, Oct. 23
Interceptions: 1, NU, Oct. 2
Interception Yards: n/a
Forced Fumbles: 1, LU, Oct. 9; URI, Oct. 16; UD, Oct. 23
Fumble Return Yards: 3, UD, Oct. 23
Forced Turnovers: 1, four times, last - LU, Oct. 9
Turnovers: 4, UNC, Sept. 4; VMI, Sept. 25
Sacks: 4, UNH, Sept. 18
First Downs: 26, Delaware, Oct. 23
Third Down Conversion %: .833 (10-for-12), UNC, Sept. 4
Fourth Down Conversion %: 1.000 (1-for-1), NU, Oct. 2
Penalties: 8, VMI, Sept. 25
Penalty Yards: 66, VMI, Sept. 25
Possession Time: 36:22, Delaware, Oct. 23

W&M LONGEST PLAYS OF THE SEASON

Rush: 21 yds, L. Campbell at UNH, Sept. 18
Rushing TD: 6 yds, E. Brooks vs. VMI, Sept. 25
Pass: 87* yds, L. Campbell to D. Thompson at UD, Oct. 23
Passing TD: 87*, L. Campbell to D. Thompson at UD, Oct. 23
Punt Return: 23 yds, J. Shaw vs. URI, Oct. 16
Kickoff Return: 37 yds, E. Brooks at Delaware, Oct. 23
INT Return: 70 yds, J. Miller at LU, Oct. 9
Punt: 64, M. Mesi vs. VMI, Sept. 25
Field Goal: 35 yds, G. Kuehn at UNH, Sept. 18
Drive: 88 yds, 8 plays, 1:34, TD, at UNC, Sept. 4

*ties longest pass play in W&M history.

OPPONENT LONGEST PLAYS OF THE SEASON

Rush: 49 yds, R. McGill (UNC), Sept. 4
Rushing TD: 12 yds, J. Lewis (UNC), Sept. 4
Pass: 62 yds, S. Riccio to D. Boler (UD), Oct. 23
Passing TD: 52 yds, J. Davis to J. Hill (URI), Oct. 16
Punt Return: 21 yds, J. Pollack (UNC), Sept. 4
Kickoff Return: 49 yds, S. Hopkins (NU), Oct. 2
INT Return: n/a
Punt: 62 yds, A. Peters (VMI), Sept. 25
Field Goal: 43 yds, B. Shushman (UD), Oct. 23
Drive: 95 yds, 14 plays, 5:37, TD, (UNC), Sept. 4

WILLIAM AND MARY SINGLE-GAME RECORDS

INDIVIDUAL RECORDS

SCORING

Most Points

36, Bill Palese vs. Bridgewater, 1931

Most Touchdowns

6, Bill Palese vs. Bridgewater, 1931

Most PATs

8, Terry Regan vs. Davidson, 1972

8, Greg Kuehn vs. VMI, 2002

Most Field Goals

4, Chris Dawson vs. Lehigh, 1992

4, Brian Shallcross vs. VU, 1995

4, Brett Sterba vs. Northeastern, 2000

TOTAL OFFENSE

Most Yards

454, David Corley vs. N' eastern, 2000

RUSHING

Rush Attempts

37, Wes Meeteer vs. Davidson, 1969

37, Troy Keen vs. Northeastern, 1994

37, Derek Fitzgerald vs. Penn, 1995

Rushing Yards

257, Phil Mosser vs. Ohio Wesl., 1970

PASSING

Pass Attempts

52, Mike Cook vs. UNH, 1998

Completions

35, Dave Murphy vs. Rutgers, 1983

Passing Yards

426, David Corley vs. N' eastern, 2000

Touchdown Passes

6, Shawn Knight vs. Maine, 1993

RECEIVING

Receptions

13, Rich Musinski vs. URI, 2003

13, Glen Bodnar vs. Colgate, 1984

Receiving Yards

244, Dominique Thompson at UD, 2004

240, Dave Conklin vs. VMI, 1997

TD Receptions

4, Dominique Thompson at UD, 2004

4, Vito Ragazzo vs. WFU, 1949

4, Corey Ludwig vs. Maine, 1993

SACKS

3.5, Luke Cullinane vs. VU, 1996

INTERCEPTIONS

4, Jack Bruce vs. Richmond, 1947

INDIVIDUAL LONG PLAYS

Rush from scrimmage

95 yds, John Truehart vs. Elon, 1934

Pass Completion

87 yds, Lang Campbell to Dominique Thompson at Delaware, 2004

87 yds, Dan Henning to Tom Scott vs. Navy, 1961

Punt

77 yds, Russell Brown, 1972

77 yds, Joe Agee, 1975

77 yds, Jack Freeman, 1942

Punt Return

101 yds, Dale Worrall vs. Bridgewater, 1932

Kickoff Return

100 yds, Dick Pawlewicz vs. UVA, 1974

Run With Fumble

91 yds, Meb Davis vs. Columbia, 1926

Run with Interception

93 yds, Marvin Graham vs. Virginia Tech, 1946

Field Goal

53 yds, Steve Christie vs. ETSU, 1987

53 yds, Steve Christie vs. UVA, 1988

53 yds, Brett Sterba vs. Delaware, 2000

TEAM RECORDS

Most Points Scored

95, vs. Bridgewater, 1931

Most Points Allowed

93, by Delaware, 1915

Most Yards Gained

681, vs. Richmond, 1991

Most Plays

100, vs. Virginia Tech, 1971

Rushing Yards

453, vs. Ohio Wesleyan, 1970

433, vs. Villanova, 1993

419, vs. Delaware, 1973

417, vs. Richmond, 1974

413, vs. VMI, 1993

Pass Attempts

55, vs. Virginia Tech, 1971

Pass Completions

35, vs. Rutgers, 1983

Passing Yards

498, vs. VMI, 1997

426, vs. Northeastern, 2000

414, vs. Miami (Ohio), 1982

412, vs. JMU, 1985

403, vs. East Carolina, 1981

First Downs

36, vs. VMI, 1991

36, vs. VMI, 1993

Most Interceptions

6, vs. Wake Forest, 1947

Best Defense Against the Run

-39 yds, vs. Colgate, 1988

-39 yds, vs. Villanova, 1996

-11 yds, Quantico, 1967

-6 yds, vs. Villanova, 1993

Best Defense Against the Pass

9 yds, vs. UMass, 1995

9 yds, vs. East Carolina, 1980

9 yds, vs. Appalachian State, 1976

10 yds, vs. Furman, 1999

11 yds, vs. VMI, 1993

WILLIAM AND MARY ALL-TIME OFFENSIVE PERFORMANCES

Note: This is corrected information from page 82 of the William and Mary football media guide. Changes were made in all three categories.

Top Passing Performances

1. 426, Dave Corley vs. NU, 10/28/00
2. 406, Stan Yagiello vs. JMU, 9/28/85
3. 401, David Murphy at Marshall, 11/5/83
4. 399, Chris Garrity at ECU, 11/14/81
5. 385, Greg DeGennaro at Bucknell, 9/20/86
6. 383, Kenny Lambiotte vs. Colgate, 9/6/86
7. 381, Mike Cook at N. Iowa, 12/7/96*
- 8. 378, L. Campbell vs. NU, 10/2/04**
9. 373, M. Cook vs. UNH, 10/24/98
- 10. 368, L. Campbell at LU, 10/9/04**
11. 360, D. Murphy vs. Rutgers, 10/22/83
- 12. 355, L. Campbell at Delaware, 10/23/04**
13. 352, M. Cook at Ga. Southern, 9/6/97
14. 346, D. Corley vs. VMI, 9/14/02
15. 345, Chris Hakel vs. Delaware, 9/14/91
- 345, S. Yagiello vs. Norfolk St., 9/14/85
17. 339, M. Cook vs. Hampton, 10/31/98
18. 329, C. Garrity vs. Richmond, 11/21/81
19. 326, D. Corley vs. Delaware, 9/28/02
20. 325, M. Cook vs. VMI, 9/14/96
- 325, C. Hakel at Virginia, 9/29/90

Top Rushing Performances

1. 257, Phil Mosser at Ohio Wes., 10/3/70
2. 219, Derek Fitzgerald vs. Penn., 10/14/95
3. 201, Alvin Porch at UConn., 10/18/97
- 4. 198, Jon Smith at UNH, 10/19/02**
5. 189, D. Fitzgerald at NU, 9/16/95
- 189, D. Fitzgerald vs. Villanova, 10/23/93
7. 186, A. Porch vs. Boston, 9/27/97
8. 183, A. Porch vs. Delaware, 11/2/96
9. 181, Robert Green at Navy, 9/21/91
10. 180, R. Green at Citadel, 9/8/90
11. 177, Tyrone Shelton vs. ETSU, 11/4/89
- 177, Hameen Ali vs. Delaware, 10/10/98
13. 173, A. Porch vs. Richmond, 11/15/97
14. 172, Bill Bowman vs. WFU, 9/19/53
15. 171, Jim Kruis vs. Navy, 10/16/76
16. 170, Troy Keen at Furman, 9/17/94
17. 165, R. Green vs. VMI, 10/13/90
18. 164, T. Shelton at Furman, 11/3/90
- 164, Keith Fimian vs. Virginia, 9/18/76
20. 159, A. Porch vs. JMU, 10/11/97

Top Receiving Performances

- 1. 244, Dom. Thompson at UD, 10/23/04**
2. 240, David Conklin at VMI, 9/13/97
3. 226, Mike Sutton at Marshall, 11/5/83
- 4. 221, Dom. Thompson at LU, 10/9/04**
5. 211, Kurt Wrigley vs. UR, 11/21/81
6. 198, Ron Gilliam vs. JMU, 9/28/85
7. 195, Chris Rosier at UConn., 10/18/97
8. 194, Rich Musinski vs. Delaware, 9/28/02
9. 191, R. Musinski at URI, 10/25/03
10. 184, C. Rosier at URI, 10/7/00
12. 183, Glenn Bodnar at Colgate, 11/10/84
12. 182, Dave Szydlik vs. JMU, 9/28/85
13. 168, C. Rosier at JMU, 10/28/00
14. 164, R. Musinski vs. UNH, 9/29/01
15. 162, D. Conklin vs. UConn., 11/14/98
16. 161, R. Musinski at UMass, 9/1/01
17. 158, Harry Mehre vs. Lehigh, 9/17/88
18. 157, Corey Ludwig at Delaware, 9/11/93
- 157, Domin. Thompson vs. NU, 10/2/04**
20. 154, C. Ludwig at Lehigh, 11/2/1991

Most 200-yard Passing Games

- | | | |
|-----|-------------------------|---------------------|
| 1. | 31 David Corley | 1998-2002 |
| 2. | 24 Chris Hakel | 1987-1991 |
| 3. | 22 Mike Cook | 1994-1998 |
| 4. | 20 Stan Yagiello | 1982-1985 |
| 5. | 13 Shawn Knight | 1990-1994 |
| 6. | 11 Lang Campbell | 2001-present |
| 7. | 7 Kenny Lambiotte | 1985-1986 |
| | 7 David Murphy | 1981-1983 |
| 9. | 6 Craig Argo | 1986-1989 |
| 10. | 4 Chris Garrity | 1979-1981 |

Most 100-yard Rushing Games

- | | | |
|-----|-----------------------|---------------------|
| 1. | 19 Derek Fitzgerald | 1991-1995 |
| 2. | 15 Robert Green | 1988-1991 |
| 3. | 14 Alvin Porch | 1993-1997 |
| 4. | 11 Jim Kruis | 1975-1977 |
| 5. | 10 Troy Keen | 1992-1995 |
| 6. | 9 Tyrone Shelton | 1987-1990 |
| 7. | 7 Michael Clemons | 1983-1986 |
| 8. | 5 Hameen Ali, III | 1996-2000 |
| 9. | 4 Jon Smith | 2001-present |
| | 4 Komlan Lonegran | 1998-2001 |
| 11. | 3 Delmus Coley | 2003-present |

Most 100-yard Receiving Games

- | | | |
|------------|-----------------------------|--------------|
| 1. | 21 Rich Musinski | 1999-2003 |
| 2. | 12 David Conklin | 1995-1999 |
| 3. | 8 Chris Rosier | 1996-2000 |
| | 8 Mark Compher | 1987-1990 |
| 5. | 7 Josh Whipple | 1992-1996 |
| 6. | 6 Ron Gilliam | 1983-1985 |
| | 6 Corey Ludwig | 1989-1993 |
| 8. | 5 Terry Hammons | 1991-1995 |
| | 5 Mike Sutton | 1981-1983 |
| 10. | 4 Harry Mehre | 1985-1988 |
| | 4 Jeff Sanders | 1982-1984 |
| | 4 Dave Szydlik | 1984-1987 |
| | 4 Mike Tomlin | 1990-1994 |
| | 4 Kurt Wrigley | 1980-1982 |
| 11. | 3 Dominique Thompson | 2001- |

WILLIAM AND MARY SEASON PERFORMANCES

Top Passing Performances

- | | | |
|----|---------------------------|----------|
| 1. | 378 Lang Campbell vs. NU | Oct. 2 |
| 2. | 368 Lang Campbell vs. LU | Oct. 9 |
| 3. | 355 Lang Campbell vs. UD | Oct. 23 |
| 4. | 322 Lang Campbell vs. UNC | Sept. 4 |
| 5. | 192 Lang Campbell vs. URI | Oct. 16 |
| 6. | 160 Lang Campbell vs. VMI | Sept. 25 |
| 7. | 148 Lang Campbell vs. UNH | Sept. 18 |

Top Rushing Performances

- | | | |
|-----|----------------------------|----------|
| 1. | 63 Jon Smith, vs. UNH | Sept. 18 |
| 2. | 54 Elijah Brooks vs. URI | Oct. 16 |
| 3. | 52 Jon Smith, vs. VMI | Sept. 25 |
| 4. | 51 Jon Smith vs. LU | Oct. 9 |
| 5. | 45 Elijah Brooks vs. UNC | Sept. 4 |
| | 45 Elijah Brooks vs. NU | Oct. 2 |
| 7. | 42 Lang Campbell vs. UNH | Sept. 18 |
| 8. | 41 Jon Smith vs. NU | Oct. 2 |
| 9. | 38 Trevor McLaurin vs. VMI | Sept. 25 |
| 10. | 36 Jon Smith vs. URI | Oct. 16 |

Top Receiving Performances

- | | | |
|----|--------------------------|----------|
| 1. | 244 Dom. Thompson vs. UD | Oct. 23 |
| 2. | 221 Dom. Thompson vs. LU | Oct. 9 |
| 3. | 157 Dom. Thompson vs. NU | Oct. 2 |
| 4. | 112 Josh Lustig vs. UNC | Sept. 4 |
| 5. | 111 Joe Nicholas vs. NU | Oct. 2 |
| 6. | 83 Dom. Thompson vs. UNC | Sept. 4 |
| 7. | 66 Dom. Thompson vs. VMI | Sept. 25 |
| 8. | 58 Dom. Thompson vs. URI | Oct. 16 |
| 9. | 55 Dom. Thompson vs. UNH | Sept. 18 |
| | 55 Matt Trinkle vs. NU | Oct. 2 |

200-yard Passing Games

Lang Campbell 4

100-yard Rushing Games

100-yard Receiving Games

Dominique Thompson 3
Joe Nicholas 1
Josh Lustig 1

2004 WILLIAM AND MARY SCORING DRIVES/PLAYS

Opponent	Obtained	Plays	Yards	TOP	Result	Quarter	Play
North Carolina	Fumble	3	62	0:58	TD	First	Lustig 46-yard pass from Campbell
North Carolina	Kickoff	12	73	5:56	TD	First	Campbell 5-yard run
North Carolina	Fumble	4	4	1:40	TD	Second	Campbell 1-yard run
North Carolina	Interception	4	-2	1:37	FG	Second	Kuehn 21-yard field goal
North Carolina	Kickoff	10	80	4:22	TD	Third	Smith 2-yard run
North Carolina	Punt	8	88	1:34	TD	Fourth	Thompson 6-yard pass from Campbell
New Hampshire	Missed FG	13	67	5:12	FG	Second	Kuehn 27-yard field goal
New Hampshire	Punt	8	28	4:20	FG	Third	Kuehn 35-yard field goal
New Hampshire	Punt	10	64	4:34	FG	Fourth	Kuehn 21-yard field goal
VMI	Punt	10	63	4:00	TD	Second	Smith 2-yard run
VMI	Fumble	6	31	1:59	TD	Second	Brooks 6-yard run
VMI	Interception	2	34	0:34	TD	Second	Thompson 13-yard pass from Campbell
VMI	Interception	3	30	1:00	TD	Second	Nicholas 27-yard pass from Campbell
VMI	Kickoff	10	57	5:37	TD	Third	Smith 4-yard run
VMI	Punt	11	84	5:41	TD	Fourth	Taylor 4-yard pass from Potts
Northeastern	Punt	8	34	4:12	TD	First	Campbell 2-yard run
Northeastern	Kickoff	6	71	1:26	TD	Second	Campbell 2-yard run
Northeastern	Kickoff	8	72	3:54	TD	Third	Brooks 4-yard run
Northeastern	Kickoff	8	65	3:30	FG	Third	Kuehn 30-yard field goal
Northeastern	Missed FG	10	74	4:54	FG	Fourth	Kuehn 28-yard field goal
Northeastern	Interception	3	80	0:50	TD	Fourth	Thompson 77-yard pass from Campbell
Northeastern	Missed FG	6	14	----	FG	Overtime	Kuehn 28-yard field goal
Liberty	Punt	10	80	3:23	FG	First	Kuehn 22-yard field goal
Liberty	Kickoff	11	84	3:58	TD	First	Brooks 1-yard run
Liberty	Punt	8	53	2:51	TD	Second	Campbell 1-yard run
Liberty	Fumble	10	46	4:52	FG	Second	Kuehn 20-yard field goal
Liberty	Kickoff	7	64	3:01	TD	Third	Smith 1-yard run
Liberty	Punt	6	47	1:43	FG	Third	Kuehn 28-yard field goal
Liberty	Interception	3	9	1:29	TD	Fourth	Smith 1-yard run
Rhode Island	Kickoff	13	77	6:15	TD	First	Trinkle 3-yard pass from Campbell
Rhode Island	Punt	6	33	2:30	TD	First	Trinkle 3-yard pass from Campbell
Rhode Island	Punt	9	40	3:03	FG	Second	Kuehn 28-yard field goal
Rhode Island	Kickoff	12	82	4:51	TD	Third	Campbell 4-yard run
Rhode Island	Kickoff	8	60	4:10	TD	Fourth	Brooks 2-yard run
Delaware	Kickoff	6	44	2:27	TD	First	Thompson 10-yard pass from Campbell
Delaware	Punt	3	69	0:26	TD	First	Thompson 62-yard pass from Campbell
Delaware	Kickoff	3	77	1:40	TD	First	Thompson 87-yard pass from Campbell
Delaware	Punt	3	80	0:55	TD	Fourth	Thompson 64-yard pass from Campbell



A packed house was onhand Oct. 16 for W&M's 31-24 Homecoming victory over Rhode Island.

TRIBE FOOTBALL
HONOR ROLL

A-10 Offensive Player of the Week

Lang Campbell, Sept. 5
Dominique Thompson, Oct. 23

I-AA.org Weekly All-Star

Lang Campbell, Sept. 5
Dominique Thompson, Oct. 25

ESPN/USA Today

I-AA Offensive Player of the Week

Dominique Thompson, Oct. 25

Don Hansen National Offensive

Co-Player of the Week

Lang Campbell, Sept. 5

A-10 Special Teams Player of the Week

Greg Kuehn, Sept. 19
Greg Kuehn, Oct. 3

Atlantic 10 Preseason Honors

First Team Offense:

Lang Campbell, QB
Adam Bratton, TE

First Team Defense:

Travis McLaurin, LB

Second Team Specialists:

Michael Mesi, P
Greg Kuehn, PK

I-AA.org Preseason Honors

Honorable Mention All-America:

Lang Campbell, QB

National Team Rankings/Ratings

I-AA.org AGS Top 25

W&M #16

Don Hansen Gazette Top 40

W&M #6

USA Today Sagarin Rating

W&M #9



Junior linebacker Thad Wheeler stands over UD quarterback Sonny Riccio after stopping him short of the goaline on fourth-and-goal from the 1-yard line. It was the fifth time this season the defense thwarted an opponent's score in the red zone.

WILLIAM AND MARY IN THE "RED-ZONE"

Opponent	WM In Red Zone	WM TDs	WM FGs	WM FGs Missed	WM No Score	WM RZ Score %
North Carolina	5	4	1	0	0	100.0
New Hampshire	3	0	3	0	0	100.0
VMI	5	5	0	0	0	100.0
Northeastern	6	3	3	0	0	100.0
Liberty	7	4	3	0	0	100.0
Rhode Island	5	4	1	0	0	100.0
Delaware	1	1	0	0	0	100.0
Towson						
Villanova						
James Madison						
Richmond						
SEASON	32	21	11	0	0	100.0

Opponents in the Red-Zone

Opponent	Opp. In Red Zone	Opp. TDs	Opp. FGs	Opp. FGs Missed	Opp. No Score	Opp. RZ Score %
North Carolina	6	6	0	0	0	100.0
New Hampshire	2	1	0	1	1	.500
VMI	2	0	1	0	1	.500
Northeastern	6	4	0	1	2	.667
Liberty	2	2	0	0	0	100.0
Rhode Island	3	2	1	0	0	100.0
Delaware	4	3	0	0	1	.750
Towson						
Villanova						
James Madison						
Richmond						
SEASON	25	18	2	2	5	.800

2004 WILLIAM AND MARY GAME-BY-GAME RESULTS

UNC 49, W&M 38

CHAPEL HILL, NC (9/4/04) -- Despite career days from **Lang Campbell** and **Josh Lustig** and four first-half turnovers, the Tar Heels used three fourth-quarter TDs from Ronnie McGill to rally past the Tribe, 49-38, at Kenan Stadium.

Campbell had the Division I-A North Carolina defense on its "heels" most of the afternoon, throwing for a career-high 322 yards and two TDs, including a 46-yard strike to Lustig to open the scoring. Lustig hauled in a career-best 112 yards on six catches. Campbell added a pair of rushing TDs in the first half and **Greg Kuehn** booted a 21-yard FG as time expired, as the Tribe built a 10-point halftime lead.

Stephen Cason and **Alan Wheeling** each forced a fumble in the first half, **Travis McLaurin** recovered two fumbles in the first half, including one he returned 33 yards and **Wade Harrell** returned his third-career interception 37 yards to set up Kuehn's FG, as W&M forced four turnovers in a game for the first time since 2002 (IU). **James Miller**, who also recovered a fumble, led the Tribe with 15 tackles.

Dominique Thompson, a NC native, caught six passes for 83 yards and a TD, while **Jon Smith** added a 2-yard TD run.

	1	2	3	4	Final
William and Mary	14	10	7	7	38
North Carolina	7	7	14	21	49

Scoring Summary

Qtr	Team	Score	Time
1st	W&M	Lustig 46 pass from Campbell (Kuehn kick)	12:29
	UNC	Lewis 12 run (Barth kick)	6:46
	W&M	Campbell 5 run (Kuehn kick)	0:50
2nd	UNC	Scott 8 run (Barth kick)	13:07
	W&M	Campbell 1 run (Kuehn kick)	7:35
	W&M	FG Kuehn 21	0:00
3rd	UNC	Bowman 19 pass from Durant (Barth kick)	11:49
	W&M	Smith 2 run (Kuehn kick)	7:27
	UNC	Mitchell 29 pass from Durant (Barth kick)	1:50
4th	UNC	McGill 4 run (Barth kick)	13:32
	UNC	McGill 10 run (Barth kick)	11:05
	UNC	McGill 7 run (Barth kick)	6:57
	W&M	Thompson 6 pass from Campbell (Kuehn kick)	0:00

	W&M	UNC
First Downs	21	23
Rushes - Yards	31-120	45-341
Att-Cmp-Int	41-23-0	24-14-1
Pass Yards	322	234
Total Offense	442	575
Total Plays	72	69
Fumbles - Lost	0-0	3-3
3rd Down Conv.	5-16	10-12
Penalties - Yards	5-45	3-20
Sacks by - Yards	1-1	0-0
Time of Possession	31:41	28:19

Rushing

W&M: Brooks 9-45, Campbell 6-35 (2 TD), Smith 9-24 (TD), Thompson 1-13, Parrott 1-4, McLaurin 5-1.
UNC: McGill 13-137 (3 TD), Lewis 15-125 (TD), Scott 11-76 (TD), Durant 6-13.

Passing

W&M: Campbell 23-41-0 322 (2 TD).
UNC: Durant 14-24-1 234 (2 TD)

Receiving

W&M: Lustig 6-112 (TD), Thompson 6-83 (TD), Nicholas 4-48, Pitts 2-28, Bratton 1-18, McLaurin 1-12, Brooks 1-10, Trinkle 1-6, Parrott 1-5.

UNC: Bowman 6-61 (TD), Phillips 3-65, Holley 2-35, Pollock 1-38, Mitchell 1-29 (TD), Hedgecock 1-6.

Defense

W&M: Miller 15 (8 solo, FR, BrUp), Tra. McLaurin 7 (2 FR), Cason 6 (FF, PBU), Nickell 6 (2 TFL), O'Connor 3 (0.5 sack, 2 QBH), Watson 3 (0.5 sack), Harrell (INT).

Attendance: 43,500

W&M 9, #10 UNH 7

DURHAM, NH (9/18/04) - All-conference kicker **Greg Kuehn** connected on field goals of 27, 35 and 21 yards and the Tribe defense held the Wildcats' high-powered offense in check, as W&M won its conference-opener, 9-7, over 10th-ranked New Hampshire at rained-soaked Cowell Stadium.

Playing in heavy rains from the remnants of Hurricane Ivan, W&M held UNH to 226 offensive yards, nearly 150 below its average, after yielding 575 yard to North Carolina two weeks prior. It was the fewest yards allowed by a W&M defense since yielding 141 to Massachusetts in the 2001 season-opener.

All-American candidate **Lang Campbell** and the Tribe offense were efficient in the treacherous conditions, as Campbell threw for 148 yards on 11 for 23 passing and ran for 42 yards on 14 attempts. With 148 passing yards, he moved into 10th place on the W&M career passing list. Senior Jon Smith churned out 63 yards on 23 carries.

Kuehn kicked three field goals for the fourth time in his career, with the last coming in a win over Rhode Island on Oct. 25, 2003.

Chris Ndubueze paced the defense with a career-high 16 tackles, including 10 solo stops. Junior **Larry Pendleton** tallied seven tackles and a sack, while sophomore **Josh Wright**, who made his first career start, also recorded a sack.

The win gave W&M its first victory over a ranked opponent since knocking off 15th-ranked Northeastern in Williamsburg on Oct. 26, 2002.

	1	2	3	4	Final
William and Mary	0	3	6	0	9
#10 New Hampshire	7	0	0	0	7

Scoring Summary

Qtr	Team	Score	Time
1st	UNH	Harvey 1 run (McCormack kick)	5:48
2nd	W&M	FG Kuehn 27	0:00
3rd	W&M	FG Kuehn 35	9:41
	W&M	FG Kuehn 21	3:06

	W&M	UNH
First Downs	13	13
Rushes - Yards	48-123	42-123
Att-Cmp-Int	23-11-0	21-12-0
Pass Yards	148	103
Total Offense	271	226
Total Plays	71	63
Fumbles - Lost	2-1	1-0
3rd Down Conv.	5-16	5-16
Penalties - Yards	6-50	2-25
Sacks by - Yards	2-17	4-18
Time of Possession	35:13	24:47

Rushing

W&M: Smith 23-63, Campbell 14-42, Brooks 4-10, McLaurin 3-9, Parrott 1-2, Thompson 1-(-1).
UNH: Harvey 28-75 (TD), Santos 9-35, McCoy 3-12, Bailey 2-1.

Passing

W&M: Campbell 23-11-0 148.
UNH: Santos 21-12-0 103.

Receiving

W&M: Thompson 3-55, Lustig 3-51, Pitts 2-20, Nicholas 1-9, Brooks 1-8, Trinkle 1-5.
UNH: Kreider 4-27, Williams 3-38, Diner 2-21, Ball 1-9, Bailey 1-5, Harvey 1-3.

Defense

W&M: Ndubueze 16 (10 solo), Miller 9 (5 solo), McLaurin 8 (4 solo, TFL), Riley 7 (TFL), McCarthy 7 (TFL), Pendleton 7 (sack), Kelly 5 (TFL), Wright 4 (sack).
Attendance: 3,512

W&M 42, VMI 6

WILLIAMSBURG (9/25/04) - All-American candidate **Lang Campbell** threw for 137 yards and a pair of touchdowns in the first half to surpass the 3,000-yard mark for his career, as W&M used four second-quarter touchdowns and another outstanding defensive effort to knock off state-rival VMI, 42-6, in front of 8,101 fans at Zable Stadium.

Playing on his 23rd birthday, Campbell went over the 3,000-yard plateau in the first quarter and went on to complete 11-of-15 passes for 160 yards to move into ninth place (3,136) on the College's career passing yards lists. With two TD passes, Campbell also moved into eighth place (28) on the career list at W&M.

The Tribe defense forced four turnovers for the second time this season (UNC) and held the Keydets to 197 total yards, the first time a W&M defense surrendered fewer than 200 total yards since a season-opening win at UMass in 2001 (146). Dating back to a 9-7 win at UNH on Sept. 18, W&M has not allowed a touchdown for over seven consecutive quarters, a feat that has not been accomplished since 1995.

Sophomore linebacker **Ryan Nickell** recorded interceptions on consecutive VMI offensive plays from scrimmage, while all-conference linebacker **Travis McLaurin** and **Chris Ndubueze** each had six tackles and defensive end **Adam O'Connor** recorded five stops, a sack and three quarterback hurries.

Senior tailback **Jon Smith** led the Tribe ground game with 52 yards and two TDs, as he inched closer to 2,000 rushing yards for his career (1,899).

	1	2	3	4	Final
VMI	0	6	0	0	6
William & Mary	0	28	7	7	42

Scoring Summary

Qtr	Team	Score	Time
2nd	W&M	Smith 2 run (Kuehn kick)	14:56
	W&M	Brooks 6 run (Kuehn kick)	12:42
	VMI	FG Way 28	7:35
	W&M	Thompson 13 pass from Campbell (Kuehn kick)	3:58
	W&M	Nicholas 27 pass from Campbell (Kuehn kick)	2:52
	VMI	FG Way 39	0:42
3rd	W&M	Smith 1 run (Kuehn kick)	9:23
4th	W&M	Taylor 4 pass from Potts (Kuehn kick)	6:20

	W&M	VMI
First Downs	19	15
Rushes - Yards	45-98	31-49
Att-Cmp-Int	23-15-0	39-19-3
Pass Yards	207	148
Total Offense	305	197
Total Plays	68	70
Fumbles - Lost	1-1	2-1
3rd Down Conv.	8-14	3-17
Penalties - Yards	6-56	8-66
Sacks by - Yards	2-22	3-22
Time of Possession	33:10	26:50

Rushing

W&M: Smith 15-52 (2 TD), McLaurin 8-38, Brooks 12-28 (TD), Parrott 2-7, Campbell 4-5, Potts 1-5, Thompson 1-(-1).
VMI: Hollingsworth 10-19, Mizzer 9-14, Jackson 4-12, Lyles 2-8, Poldiak 5-3.

Passing

W&M: Campbell 15-11-0 160 (2 TD), Potts 8-4-0 47 (TD).
VMI: Lyles 24-9-3 64, Poldiak 15-10-0 84.

Receiving

W&M: Thompson 4-66 (TD), 2-47 (TD), Davis 2-40, Pitts 2-29, McLaurin 2-6, Parrott 1-13, Taylor 1-4 (TD), Brooks 1-2.
VMI: Burden 5-57, Jackson 4-25, Gilliland 2-22, Monteleone 2-15.

Defense

W&M: McLaurin 6 (4 solo, TFL), Ndubueze 6 (3 solo), O'Connor 5 (sack, FF, QBH), Cason 3 (TFL), Muldrow 3 (5 TFL), Weston, 2 (sack, 2 TFL, FR), Nickell 2 (2 INT), Miller 2 (INT, PBU), Williamson 1 (.5 TFL).
Attendance: 8,101

2004 WILLIAM AND MARY GAME-BY-GAME RESULTS

W&M 38, #16 NU 35 (OT)

WILLIAMSBURG (10/2/04) - Powered by a career-best 378-yard passing performance by All-American candidate **Lang Campbell**, the College pulled off a thrilling 38-35 overtime victory over 16th-ranked Northeastern at Zable Stadium.

The decisive points came off the foot of all-conference kicker **Greg Kuehn**, who nailed a 28-yard FG in the first overtime period. He ended the afternoon converting three of his four FG opportunities.

After the Tribe scored on a 77-yard TD pass from Campbell to **Dominique Thompson** with 2:34 remaining in the fourth quarter, and also got the two-point conversion on a pass to redshirt freshman receiver **Joe Nicholas**, W&M had a 35-28 lead. But, NU quarterback Shawn Brady's third TD pass tied the game with 42 seconds remaining and forced OT.

W&M won the toss and elected to play defense first. On the Huskies' first snap, junior **Adam O'Connor** sacked Brady, and NU eventually missed a 53-yard FG attempt. On the Tribe's OT possession, Nicholas caught a key first-down pass from Campbell on third-and-long, and two plays later Kuehn drilled the game-winner.

Campbell ended the day 22 of 36 for 378 yards, including the score to Thompson. He also ran for a pair of TDs. The 378 passing yards ranks as the eighth-best single-game performance in W&M history, and it was his second game over 300 yards in four games this season.

Thompson led the Tribe with a career-high 157 yards on five grabs, while Nicholas hauled in a career-best 111 yards on six catches.

	1	2	3	4	OT	Final
#16 Northeastern	0	14	14	7	0	35
William & Mary	7	7	10	11	3	38

Scoring Summary

Qtr	Team	Score	Time
1st	W&M	Campbell 2 run (Kuehn kick)	4:27
2nd	NU	Parks 27 pass from Brady (Kescic kick)	8:19
	NU	Parks 23 pass from Brady (Kescic kick)	1:53
	W&M	Campbell 2 run (Kuehn kick)	0:27
3rd	W&M	Brooks 4 run (Kuehn kick)	11:06
	NU	West 2 run (Kescic kick)	8:54
	W&M	FG Kuehn 30	5:24
	NU	Murray 1 run (Kescic kick)	2:57
4th	W&M	FG Kuehn 28	6:57
	W&M	Thompson 77 pass from Campbell (Kuehn kick)	2:34
	NU	Mitchell 3 pass from Brady (Kescic kick)	0:42
OT	W&M	FG Kuehn 28	

	W&M	NU
First Downs	20	20
Rushes - Yards	33-96	35-90
Att-Cmp-Int	36-22-1	33-18-1
Pass Yards	378	301
Total Offense	474	391
Total Plays	69	68
Fumbles - Lost	0-0	1-0
3rd Down Conv.	6-14	8-16
Penalties - Yards	3-35	5-57
Sacks by - Yards	1-10	1-11
Time of Possession	31:46	28:14

Rushing

W&M: Brooks 11-45 (TD), Smith 12-41, Campbell 8-9 (2 TD), Parrott 1-2.
 NU: West 12-48 (TD), Murray 13-37 (TD), Gyles 7-15, Brady 2-9.

Passing

W&M: Campbell 36-22-1 378 (TD).
 NU: Brady 33-18-1 301 (3 TD).

Receiving

W&M: Nicholas 6-111, Thompson 5-157 (TD), Trinkle 3-55, Smith 3-14, Brooks 2-31, Davis 1-5, Pitts 1-4, Bratton 1-1.
 NU: Parks 7-170 (2 TD), Mitchell 6-86 (TD), Graham 1-14.

Defense

W&M: O'Connor 8 (1.0 sack, 1.5 TFL), Ndubueze 8 (3 solo, .5 TFL), McLaurin 7 (5 solo), Wheeling 7 (5 solo), Wright 5 (3 solo, 1.5 TFL), Cason 4 (2 solo, 1.0 TFL, PBU), Miller 4 (INT, 2 PBU), Shaw 3 (.5 TFL).
Attendance: 8,267

#18 W&M 37, LU 17

LYNCHBURG, VA (10/9/04) - Senior All-American candidate **Lang Campbell** threw for 368 yards, including 221 to senior wide receiver **Dominique Thompson**, as the 18th-ranked College of William and Mary defeated Liberty, 37-17.

In the first-ever meeting between the schools, Campbell completed 19-of-30 passes to surpass the 300-yard mark for the second time in as many games and the third time this season. Thompson pulled in a career-high 10 catches for a personal-best 221 yards, which ranks as the third-best single-game performance in W&M history behind only David Conklin's 240-yard performance against VMI on Sept. 13, 1997, and Mike Sutton's 226-yard effort at Marshall on Nov. 5, 1983. The College piled up a season-high 498 total yards of offense to the Flames' 264.

Senior **Jon Smith** carried 19 times for 51 yards and a pair of TDs, while Campbell and sophomore **Elijah Brooks** each added a score on the ground, as W&M recorded a season-high four rushing TDs.

Junior cornerback **Stephen Cason** had an outstanding game to pace the defense, sharing team-high honors with eight total tackles, in addition to 1.5 sacks, three pass breakups and 2.5 total tackles for loss. The Tribe defense recorded a season-high seven sacks, led by **Jonas Watson** with two. All-conference candidate **Adam O'Connor** registered 1.5 sacks to bring his team-leading total to 4.5.

The win gave W&M its fourth consecutive victory and eighth-straight win over a Division I-AA opponent, dating back to the 2003 season.

	1	2	3	4	Final
#18 William & Mary	10	10	10	7	37
Liberty	3	0	7	7	17

Scoring Summary

Qtr	Team	Score	Time
1st	W&M	FG Kuehn 22	8:53
	LU	FG Kolegue 41	5:24
	W&M	Brooks 1 run (Kuehn kick)	1:20
2nd	W&M	Campbell 1 run (Kuehn kick)	11:57
	W&M	FG Kuehn 20	2:56
3rd	W&M	Smith 1 run (Kuehn kick)	11:51
	LU	Gado 2 run (Kolegue kick)	8:48
	W&M	FG Kuehn 28	2:37
4th	W&M	Smith 1 run (Kuehn kick)	3:23
	LU	Hamilton 1 run (Kolegue kick)	0:18

	W&M	LU
First Downs	18	17
Rushes - Yards	43-130	33-61
Att-Cmp-Int	30-19-0	35-18-1
Pass Yards	368	203
Total Offense	498	264
Total Plays	73	68
Fumbles - Lost	1-1	2-1
3rd Down Conv.	9-18	3-15
Penalties - Yards	10-90	3-20
Sacks by - Yards	7-46	0-0
Time of Possession	30:55	28:47

Rushing

W&M: Smith 19-51 (2 TD), Brooks 14-34 (TD), Campbell 8-32 (TD), Nicholas 1-15.
 LU: Gado 20-97 (TD), Johnson 2-8, Hamilton 1-1 (TD), Troth 9-45.

Passing

W&M: Campbell 30-19-0 368.
 LU: Troth 23-11-1 124, Johnson 11-7-0 79, Hamilton 1-0-0.

Receiving

W&M: Thompson 10-221, Pitts 3-46, Smith 2-29, Trinkle 1-34, Troester 1-28, Taylor 1-6, Brooks 1-4.
 LU: Williams 6-94, Hamilton 3-15, Jackson 2-34, Cline 2-21, Gado 2-10, Turner 1-17, Luck 1-8, Grigsby 1-4.

Defense

W&M: Cason 8 (7 solo, 1.5 sack, 2.5 TFL, 3 PBU), McLaurin 8 (FR), Miller 7 (INT), McCarthy 6 (TFL, FF, .5 sack), Nickell 6 (sack, 1.5 TFL), O'Connor 5 (1.5 sack, 2 TFL), Watson 4 (2 sack, 2.5 TFL), Williamson 3 (.5 sack, .5 TFL).
Attendance: 9,603

#16 W&M 31, URI 24

WILLIAMSBURG, VA (10/16/04) - All-American candidate, senior quarterback **Lang Campbell** threw a pair of first-quarter TD passes to sophomore tight end **Matt Trinkle** and later rushed for another score, as the 16th-ranked Tribe held off Rhode Island, 31-24, in front of Homecoming crowd of 8,774 at Zable Stadium.

With the game tied at 24-24, sophomore tailback **Elijah Brooks** plowed into the end zone from two yards out with just over eight minutes remaining in the game for the decisive points. Brooks led the Tribe ground attack with 54 yards on 12 carries, while senior **Jon Smith** surpassed the 2,000-yard mark for his career (2,027) with 36 yards on 13 attempts.

Campbell completed 20-of-27 passes for 192 yards, and Trinkle recorded a career-high seven catches for a personal-best 51 yards. With two TD passes, Campbell moved into seventh place on the W&M career list (31), while also moving into seventh place on the W&M career passing yardage list (4,074).

Junior linebacker **Thad Wheeler** registered a career-high 16 tackles filling in for starter Travis McLaurin, who was hampered by a knee injury suffered early on. Fellow linebacker **Chris Ndubueze** made 14 total stops, and junior safety **James Miller** was in on 13 total tackles to give the Tribe three players in double-digit tackles.

With the win, W&M won its fifth consecutive game overall and its seventh-straight conference game dating back to last season. It was also the Tribe's eighth consecutive win over a Division I-AA opponent, dating back to 2003.

	1	2	3	4	Final
Rhode Island	7	3	7	7	24
#16 William & Mary	14	3	7	7	31

Scoring Summary

Qtr	Team	Score	Time
1st	URI	Hill 52 pass from Davis (Gianecchini kick)	12:18
	W&M	Trinkle 3 pass from Campbell (Kuehn kick)	6:03
	W&M	Trinkle 3 pass from Campbell (Kuehn kick)	0:07
2nd	URI	FG Gianecchini 29	6:21
	W&M	FG Kuehn 28	0:04
3rd	URI	Davis 6 run (Gianecchini kick)	11:45
	W&M	Campbell 4 run (Kuehn kick)	6:54
4th	URI	Davis 1 run (Gianecchini kick)	12:19
	W&M	Brooks 2 run (Kuehn kick)	8:09

	W&M	URI
First Downs	19	25
Rushes - Yards	33-97	71-282
Att-Cmp-Int	27-20-0	12-6-0
Pass Yards	192	127
Total Offense	289	409
Total Plays	60	83
Fumbles - Lost	1-0	1-0
3rd Down Conv.	7-12	7-16
Penalties - Yards	2-15	4-45
Sacks by - Yards	0-0	1-6
Time of Possession	28:15	31:45

Rushing

W&M: Smith 13-36, Brooks 12-54 (TD), Campbell 6-10 (TD).
 URI: Ham 32-106, Davis 19-65 (2 TD), Poole 8-73, Jones 6-14, Porter 5-7, Hill 1-17.

Passing

W&M: Campbell 27-20-0 192 (2 TD).
 URI: Davis 12-6-0 127 (TD).

Receiving

W&M: Trinkle 7-51 (2 TD), Thompson 4-58, Pitts 3-27, Brooks 3-26, Nicholas 2-15, Davis 1-15.
 URI: Hill 2-65 (TD), Bowers 2-8, Poole 1-45, West 1-9.

Defense

W&M: Wheeler 16 (2.0 TFL), Ndubueze 14, Miller 13 (.5 TFL), Nickell 9 (2.5 TFL), Shaw 7 (1.0 TFL, PBU), Wright 7 (1.5 TFL), Cason 6 (1.0 TFL).
Attendance: 8,774

2004 WILLIAM AND MARY GAME-BY-GAME RESULTS

#3 UD 31, #14 W&M 28

NEWARK, DE (10/23/04) - Despite a record-setting performance from senior wide receiver **Dominique Thompson** and four TD passes from All-American candidate, senior **Lang Campbell**, the 14th-ranked Tribe dropped a hard-fought 31-28 decision to third-ranked Delaware in front of 22,058 fans at Delaware Stadium.

Thompson set a W&M single-game record with 244 receiving yards, surpassing the previous mark of 240 set by Dave Conklin against VMI in 1997. He also caught all four of Campbell's TD passes, matching a W&M record also held by Vito Ragazzo (1949, vs. WFU) and Corey Ludwig (1993, vs. Maine).

Campbell completed 20 of 30 passes for 355 yards and a career-best four TDs, surpassing the 300-yard mark for the fourth time this season.

The duo connected on scoring plays of 10, 62, 87 and 64 yards with the 87-yard completion tying the longest pass play in W&M history (Dan Henning to Tom Scott vs. Navy, 1961).

W&M scored on its first three possessions and held a 21-7 advantage in front of shocked sellout crowd at the end of one quarter, but the defending I-AA National Champions outscored the Tribe 24-7 to close the game, capped by a 25-yard TD pass from Sonny Riccio to Joseph Bleymaier with 4:41 remaining.

Junior linebacker **Chris Ndubueze** and junior corner **Stephen Cason** share the team-lead with 11 tackles apiece, while sophomore end **Josh Wright** recorded a career-high 10 stops in the loss.



SNAP SHOT: All-conference candidate, junior center Patrick Mulloy looks over the Blue Hen defense Saturday before the snap.

	1	2	3	4	Final
#14 William & Mary	21	0	0	7	28
#3 Delaware	7	17	0	7	31

Scoring Summary

Qtr	Team	Score	Time
1st	W&M	Thompson 10 pass from Campbell (Kuehn kick)	12:33
	W&M	Thompson 62 pass from Campbell (Kuehn kick)	11:34
	UD	Long 5 pass from Riccio (Shushman kick)	6:12
	W&M	Thompson 87 pass from Campbell (Kuehn kick)	4:26
2nd	UD	Lee 2 run (Shushman kick)	8:33
	UD	FG Shushman 43	5:58
	UD	Lee 2 run (Shushman kick)	0:44
4th	W&M	Thompson 64 pass from Campbell (Kuehn kick)	12:15
	UD	Bleymaier 25 pass from Riccio (Shushman kick)	4:41

	W&M	UD
First Downs	16	26
Rushes - Yards	25-30	46-149
Att-Cmp-Int	30-20-0	40-24-0
Pass Yards	355	302
Total Offense	385	451
Total Plays	55	86
Fumbles - Lost	2-1	0-0
3rd Down Conv.	6-13	10-18
Penalties - Yards	9-55	3-30
Sacks by - Yards	1-8	3-26
Time of Possession	23:38	36:22

Rushing

W&M: Brooks 10-13, Smith 8-31, Campbell 7--14.
UD: Lee 18-78 (2 TD), Starks 14-66, Cuff 3-8, Riccio 7-6, Team 3- -4, Long 1- -5.

Passing

W&M: Campbell 30-20-0 355 (4 TD).
UD: Riccio 40-24-0 302 (2 TD).

Receiving

W&M: Thompson 6-244 (4 TD), Nicholas 5-39, Brooks 3-30, Pitts 3-16, Smith 2-21, Parrott 1-5.
UD: Long 11-108 (TD), Boler 7-155, LaForgia 3-11, Bleymaier 1-25 (TD), Lee 1-3, Starks 1-0.

Defense

W&M: Cason 11 (PBU), Ndubueze 11 (2 PBU), Wright 10, Miller 9, Wheeler 9 (TFL), Shaw 7, Nickell 6, McCarthy 5, Watson 3 (1.0 sack).

Attendance:22,058



TIGHT FIT: Junior tight end Adam Bratton and sophomore tight end Matt Trinkle celebrate Trinkle's second TD reception against Rhode Island Oct. 16.

QUARTERBACK CLUB PLAYERS OF THE WEEK

For the Week of Oct. 23, at Delaware

OFFENSE

D. THOMPSON, SR., WR



Thompson set a W&M single-game record with 244 receiving yards on six catches. Four of six receptions went for TDs, including an 87-yard scoring strike that matched the longest passing play in W&M history.

DEFENSE


CHRIS NDUBUEZE, JR., LB



Ndubueze tied for the team-lead against the Blue Hens with 11 total tackles, including nine solo stops. He also broke up two passes.

SPECIAL TEAMS

D. THOMPSON, SR., WR



Thompson returned three kickoffs for 52 yards, including a long of 24 yards. He also made one outstanding solo tackle on punt coverage. Thompson had a season-high 296 all-purpose yards.

Previous Winners:

North Carolina - Sept. 4
Lang Campbell, Sr., Quarterback
23-41-0, 322 yds, 2 TD; 6 att., 35 yds, 2 TD

New Hampshire - Sept. 18
Cody Morris, So., Lineman

VMI - Sept. 25
Jon Smith, Sr., Tailback
15 carries, 52 yards, 2 TD

Northeastern - Oct. 2
Lang Campbell, Sr., QB
22-36, career-high 378 yards, TD; 2 rush TDs

Liberty - Oct. 9
Dominique Thompson, Sr., WR
10 catches, career-high 221 yards

Rhode Island - Oct. 16
Matt Trinkle, So., TE
7 catches, career-high 51 yards, 2 TDs

Previous Winners:

North Carolina - Sept. 4
James Miller, Jr., S
15 TT, 8 UT, FR, BrUP

New Hampshire - Sept. 18
Chris Ndubueze, Jr., LB
16 total tackles, 10 solo

VMI - Sept. 25
Ryan Nickell, So., LB
2 total tackles, 2 INT

Northeastern - Oct. 2
Adam O'Connor, Jr., DE
8 total tackles, 1.0 sack

Liberty - Oct. 9
Stephen Cason, Jr., CB
8 total tackles, 2.5 TFL, 1.5 sacks, 3 PBU

Rhode Island - Oct. 16
Thad Wheeler, Jr., LB
Career-high 16 total tackles, 2.0 TFL

Previous Winners:

North Carolina - Sept. 4
Josh Lusitg, Sr. WR/KR
6 ret., 135 yds, 22.5 avg; 6 rec., 112 yds, TD

New Hampshire - Sept. 18
Greg Kuehn, Jr., PK
27, 35, and 21-yard FGs in 9-7 win

VMI - Sept. 25
Mike Mesi, Sr., P
6 punts, 264 yards, 44.0 avg., 64 long

Northeastern - Oct. 2
Greg Kuehn, Jr., PK
3-4 FG (30, 28, 28) including GW in OT

Liberty - Oct. 9
Tony Viola, RF, RB
3 total tackles, 2 solo, on kick coverage

Rhode Island - Oct. 16
Greg Kuehn, Jr., PK
1-1 FG (28), 4-4 PAT, 4 touchbacks

2004 WILLIAM AND MARY FOOTBALL STATISTICS

TEAM STATISTICS	WM	OPP
SCORING	223	169
Points Per Game.....	31.9	24.1
FIRST DOWNS	126	139
Rushing.....	36	65
Passing.....	85	62
Penalty.....	5	12
RUSHING YARDAGE	694	1095
Yards gained rushing.....	851	1298
Yards lost rushing.....	157	203
Rushing Attempts.....	258	303
Average Per Rush.....	2.7	3.6
Average Per Game.....	99.1	156.4
TDs Rushing.....	15	14
PASSING YARDAGE	1970	1418
Att-Comp-Int.....	210-130-1	204-111-6
Average Per Pass.....	9.4	7.0
Average Per Catch.....	15.2	12.8
Average Per Game.....	281.4	202.6
TDs Passing.....	12	8
TOTAL OFFENSE	2664	2513
Total Plays.....	468	507
Average Per Play.....	5.7	5.0
Average Per Game.....	380.6	359.0
KICK RETURNS: #-YARDS	29-610	30-474
PUNT RETURNS: #-YARDS	15-107	23-103
INT RETURNS: #-YARDS	6-107	1-0
KICK RETURN AVERAGE	21.0	15.8
PUNT RETURN AVERAGE	7.1	4.5
INT RETURN AVERAGE	17.8	0.0
FUMBLES-LOST	7-4	10-5
PENALTIES-YARDS	41-346	28-263
Average Per Game.....	49.4	37.6
PUNTS-YARDS	38-1380	33-1289
Average Per Punt.....	36.3	39.1
Net punt average.....	33.6	35.8
TIME OF POSSESSION/GAME	30:42	29:18
3RD-DOWN CONVERSIONS	49/107	46/110
3rd-Down Pct.....	46%	42%
4TH-DOWN CONVERSIONS	6/6	7/16
4th-Down Pct.....	100%	44%
SACKS BY-YARDS	14-106	12-82
MISC YARDS	39	3
TOUCHDOWNS SCORED	27	22
FIELD GOALS-ATTEMPTS	11-14	5-10
PAT-ATTEMPTS	26-26	22-22
ATTENDANCE	25142	78673
Games/Avg Per Game.....	3/8381	4/19668
Neutral Site Games.....		0/0

SCORE BY QUARTERS	1st	2nd	3rd	4th	OT	Total
William & Mary.....	66	61	47	46	3	- 223
Opponents.....	31	47	42	49	0	- 169

RUSHING	GP	Att	Gain	Loss	Net	Avg	TD	Long	Avg/G
Jon Smith	7	99	321	25	296	3.0	5	11	42.3
Elijah Brooks	7	72	244	15	229	3.2	4	18	32.7
Lang Campbell	7	53	193	84	109	2.1	6	21	15.6
Trevor Mclaurin	3	16	50	2	48	3.0	0	13	16.0
Levince Parrott	7	5	15	0	15	3.0	0	7	2.1
Joe Nicholas	7	1	15	0	15	15.0	0	15	2.1
Domin. Thompson	7	3	13	16	-3	-1.0	0	13	-0.4
Michael Potts	1	1	0	5	-5	-5.0	0	0	-5.0
Team	7	8	0	10	-10	-1.2	0	0	-1.4
Total.....	7	258	851	157	694	2.7	15	21	99.1
Opponents.....	7	303	1298	203	1095	3.6	14	49	156.4

PASSING	GP	Effic	Att-Cmp-Int	Pct	Yds	TD	Lng	Avg/G
Lang Campbell	7	159.32	202-126-1	62.4	1923	11	87	274.7
Michael Potts	1	140.60	8-4-0	50.0	47	1	32	47.0
Total.....	7	158.61	210-130-1	61.9	1970	12	87	281.4
Opponents.....	7	119.86	204-111-6	54.4	1418	8	62	202.6

RECEIVING	GP	No.	Yds	Avg	TD	Long	Avg/G
Domin. Thompson	7	38	884	23.3	7	87	126.3
Joe Nicholas	7	20	269	13.4	1	38	38.4
John Pitts	7	16	170	10.6	0	25	24.3
Matt Trinkle	7	13	151	11.6	2	34	21.6
Elijah Brooks	7	12	111	9.2	0	25	15.9
Josh Lustig	2	9	163	18.1	1	46	81.5
Jon Smith	7	7	64	9.1	0	20	9.1
Corey Davis	5	4	60	15.0	0	32	12.0
Levince Parrott	7	3	23	7.7	0	13	3.3
Trevor Mclaurin	3	3	18	6.0	0	12	6.0
Adam Bratton	6	2	19	9.5	0	18	3.2
John Taylor	5	2	10	5.0	1	6	2.0
Jordan Troester	2	1	28	28.0	0	28	14.0
Total.....	7	130	1970	15.2	12	87	281.4
Opponents.....	7	111	1418	12.8	8	62	202.6

PUNT RETURNS	No.	Yds	Avg	TD	Long
Jonathan Shaw	13	92	7.1	0	23
Craig Patterson	1	16	16.0	0	0
Josh Lustig	1	-1	-1.0	0	0
Total.....	15	107	7.1	0	23
Opponents.....	23	103	4.5	0	21

INTERCEPTIONS	No.	Yds	Avg	TD	Long
James Miller	3	70	23.3	0	70
Ryan Nickell	2	0	0.0	0	0
Wade Harrell	1	37	37.0	0	37
Total.....	6	107	17.8	0	70
Opponents.....	1	0	0.0	0	0

KICK RETURNS	No.	Yds	Avg	TD	Long
Domin. Thompson	11	192	17.5	0	24
Stephen Cason	7	166	23.7	0	29
Josh Lustig	6	135	22.5	0	32
Elijah Brooks	3	94	31.3	0	37
T J. O'Neill	1	12	12.0	0	12
John Pitts	1	11	11.0	0	11
Total.....	29	610	21.0	0	37
Opponents.....	30	474	15.8	0	49

FUMBLE RETURNS	No.	Yds	Avg	TD	Long
Travis Mclaurin	2	39	19.5	0	33
Total.....	2	39	19.5	0	33

ALL PURPOSE	G	Rush	Rec	PR	KOR	IR	Tot	Avg/G
Domin. Thompson	7	-3	884	0	192	0	1073	153.3
Elijah Brooks	7	229	111	0	94	0	434	62.0
Jon Smith	7	296	64	0	0	0	360	51.4
Josh Lustig	2	0	163	-1	135	0	297	148.5
Joe Nicholas	7	15	269	0	0	0	284	40.6
John Pitts	7	0	170	0	11	0	181	25.9
Stephen Cason	7	0	0	0	166	0	166	23.7
Matt Trinkle	7	0	151	0	0	0	151	21.6
Lang Campbell	7	109	0	0	0	0	109	15.6
Jonathan Shaw	7	0	0	92	0	0	92	13.1
James Miller	7	0	0	0	0	70	70	10.0
Trevor Mclaurin	3	48	18	0	0	0	66	22.0
Corey Davis	5	0	60	0	0	0	60	12.0
Levince Parrott	7	15	23	0	0	0	38	5.4
Wade Harrell	6	0	0	0	0	37	37	6.2
Jordan Troester	2	0	28	0	0	0	28	14.0
Adam Bratton	6	0	19	0	0	0	19	3.2
Craig Patterson	5	0	0	16	0	0	16	3.2
T J. O'Neill	7	0	0	0	12	0	12	1.7
John Taylor	5	0	10	0	0	0	10	2.0
Michael Potts	1	-5	0	0	0	0	-5	-5.0
Team	7	-10	0	0	0	0	-10	-1.4
Total.....	7	694	1970	107	610	107	3488	498.3
Opponents.....	7	1095	1418	103	474	0	3090	441.4

SCORING	TD	FGs	----- PATs -----				DXP	Saf	Points
			Kick	Rush	Rev	Pass			
Greg Kuehn	0	11-14	26-26	0-0	0	0-0	0	0	59
Domin. Thompson	7	0-0	0-0	0-0	0	0-0	0	0	42
Lang Campbell	6	0-0	0-0	0-0	0	1-1	0	0	36
Jon Smith	5	0-0	0-0	0-0	0	0-0	0	0	30
Elijah Brooks	4	0-0	0-0	0-0	0	0-0	0	0	24
Matt Trinkle	2	0-0	0-0	0-0	0	0-0	0	0	12
Joe Nicholas	1	0-0	0-0	0-0	1	0-0	0	0	8
Josh Lustig	1	0-0	0-0	0-0	0	0-0	0	0	6
John Taylor	1	0-0	0-0	0-0	0	0-0	0	0	6
Total.....	27	11-14	26-26	0-0	1	1-1	0	0	223
Opponents.....	22	5-10	22-22	0-0	0	0-0	0	0	169

TOTAL OFFENSE	G	Plays	Rush	Pass	Total	Avg/G
Lang Campbell	7	255	109	1923	2032	290.3
Jon Smith	7	99	296	0	296	42.3
Elijah Brooks	7	72	229	0	229	32.7
Trevor Mclaurin	3	16	48	0	48	16.0
Michael Potts	1	9	-5	47	42	42.0
Joe Nicholas	7	1	15	0	15	2.1
Levince Parrott	7	5	15	0	15	2.1
Domin. Thompson	7	3	-3	0	-3	-0.4
Team	7	8	-10	0	-10	-1.4
Total.....	7	468	694	1970	2664	380.6
Opponents.....	7	507	1095	1418	2513	359.0

FIELD GOALS	FGM-FGA	Pct	01-19	20-29	30-39	40-49	50-99	Lg	Blk
Greg Kuehn	11-14	78.6	0-0	9-9	2-2	0-2	0-1	35	0

FG SEQUENCE	William & Mary	OPPONENTS
North Carolina	49, (21)	-
New Hampshire	(27), (35), (21)	41, 38
VMI	-	(28), (39)
Northeastern	52, (30), (28), (28)	49, 32, 53
Liberty	(22), (20), (28)	(41)
Rhode Island	(28)	(29)
Delaware	47	(43)

Numbers in (parentheses) indicate field goal was made.

PUNTING	No.	Yds	Avg	Long	TB	FC	I20	Blkd
Mike Mesi	35	1366	39.0	64	0	4	5	2
Team	3	14	4.7	12	0	0	0	1
Total.....	38	1380	36.3	64	0	4	5	3
Opponents.....	33	1289	39.1	62	2	5	7	1

KICKOFFS	No.	Yds	Avg	TB	OB
Greg Kuehn	41	2205	53.8	6	2
Total.....	41	2205	53.8	6	2
Opponents.....	34	1978	58.2	4	1

DEFENSIVE LEADERS	GP	-----Tackles-----			TFL/Yds	-Sacks-	---Pass Def---			-Fumbles-	Blkd		
		Solo	Ast	Total			No-Yds	Int-Yds	BrUp		QBH	Rcv-Yds	FF
54 Chris Ndubueze	7	35	26	61	0.5-0	.	.	2
21 James Miller	7	31	28	59	0.5-3	.	3-70	4	.	1-0	.	.	.
22 Stephen Cason	7	33	8	41	5.5-28	1.5-9	.	6	.	.	1	.	.
52 Travis McLaurin	6	20	18	38	3.0-5	3-39	.	.	.
55 Ryan Nickell	7	17	16	33	6.5-23	1.0-8	2-0
34 Thad Wheeler	7	15	17	32	3.0-10
35 Jonathan Shaw	7	18	13	31	1.5-3	.	.	2
94 Josh Wright	7	17	13	30	4.5-16	1.0-8	.	.	4
97 Adam O'Connor	7	12	15	27	6.0-32	4.0-28	.	1	6	.	1	.	.
8 Alan Wheeling	7	20	5	25	.	.	.	5	.	.	1	.	.
99 Mike Mccarthy	7	11	12	23	2.0-8	0.5-6	1	.	.
96 Justin Kelly	7	9	9	18	1.5-3	.	.	.	2
58 Larry Pendleton	7	9	8	17	1.0-9	1.0-9	1	.	.
93 Jonas Watson	7	11	5	16	7.0-43	4.5-38	.	.	1	1-0	.	.	.
24 Richard Riley	6	9	6	15	1.0-1	.	.	1
39 T J. O'Neill	7	9	6	15
4 Leonard Muldrow	3	4	6	10	0.5-1
77 Bri. Williamson	6	4	5	9	1.0-1	0.5-0	.	.	1
38 David Page	7	4	4	8	.	.	.	1
5 Craig Patterson	5	2	4	6	.	.	.	1	.	.	.	1	.
51 Wade Harrell	6	4	2	6	.	.	1-37	1
69 William Turner	5	5	1	6
85 Matt Trinkle	7	2	3	5
26 Levince Parrott	7	4	1	5
30 Tony Viola	6	2	2	4
29 Zachary Stout	6	2	1	3
3 Domin. Thompson	7	2	1	3
92 Ryan Jones	1	1	1	2
46 Matt Otey	6	1	1	2
31 Cedric Slye	1	2	.	2	.	.	.	1
95 Jerome Griffin	4	1	1	2
19 John Pitts	7	.	1	1
68 Cody Morris	7	1	.	1
40 Adam Bratton	6	.	1	1
84 Brandon Burrow	1	1	.	1
83 Jordan Troester	2	.	1	1
Total.....	7	318	241	559	45-186	14-106	6-107	25	14	5-39	5	1	.
Opponents.....	7	-	-	-	-	12-82	1-0	25	19	4-3	3	3	.