

Tribe

2004

William and Mary Football

Laycock's 25th SEASON



GAME 9 - SATURDAY, NOVEMBER 6 - 1:00 P.M.

#13 WILLIAM AND MARY (6-2, 4-1) #19 VILLANOVA (6-3, 3-3)

TRIBE

VS.

WILDCATS

Date	Opponent	Score/Time
Sept. 4	at North Carolina	L, 38-49
Sept. 18	*at #10 New Hampshire	W, 9-7
Sept. 25	VMI	W, 42-6
Oct. 2	*#16 NORTHEASTERN	W, 38-35 (OT)
Oct. 9	at Liberty	W, 37-17
Oct. 16	*RHODE ISLAND	W, 31-24
Oct. 23	*at #3 Delaware	L, 28-31
Oct. 30	*at Towson	W, 41-16
Nov. 6	*#19 VILLANOVA	1:00 p.m.
Nov. 13	*at James Madison	12:00 p.m.
Nov. 20	*RICHMOND	1:00 p.m.
*A10 conference game		

Date	Opponent	Score/Time
Sept. 2	Bucknell	W, 20-14
Sept. 11	at Lehigh	W, 22-16
Sept. 18	*James Madison	L, 0-17
Sept. 25	at Penn	W, 16-13
Oct. 2	*New Hampshire	L, 40-51
Oct. 9	*at Northeastern	L, 30-34
Oct. 16	*Richmond	W, 49-10
Oct. 23	*Towson	W, 41-6
Oct. 30	*at Rhode Island	W, 48-9
Nov. 6	*at William & Mary	1 p.m.
Nov. 20	*at Delaware	1 p.m.
*A10 conference game		

HEAD COACHES

Jimmy Laycock (W&M, 1970)

W&M Record 165-112-2 (25th year)

Career Record 165-112-2 (25th year)

vs. VU 8-5-1

Andy Talley (So. Connecticut, 1967)

VU Record 138-80-1 (20th year)

Career Record 166-98-2 (24th year)

vs. W&M 5-8-1

GAME DAY INFORMATION

#13 WILLIAM AND MARY (6-2, 4-1 A10) vs. #19 VILLANOVA (6-3, 3-3 A10)

Kickoff - 1 p.m., Saturday, November 6

Site - Cary Field at Zable Stadium (cap. 12,259, natural grass)

On The Air - The Tribe Football Radio Network will broadcast today's game across the Commonwealth of Virginia. The veteran broadcast duo of Jay Colley (play-by-play) and Bob Sheeran (color) will call the action. For a complete listing of the Tribe Football Radio Network, see page 7.

All-Time Series - W&M leads 13-7-1

Last Meeting - Villanova won, 41-20, in Villanova, Pa.

MEDIA CONTACTS

W&M SPORTS INFORMATION

SID - Pete Clawson

Phone - (757) 221-3369

Email - pmclaw@wm.edu

Fax - (757) 221-3412

Web - www.TribeAthletics.com

VU SPORTS INFORMATION

SID - Dean Kenefick

Phone - (610) 519-4120

Email - dean.kenefick@villanova.edu

Fax - (610) 519-7323

Web - www.villanova.com

FIRST AND 10

The 13th-ranked College hosts 19th-ranked Villanova Saturday at Zable Stadium in a key Atlantic 10 game. The Tribe defeated Towson, 41-16, last week to improve to 4-1 in A10 play, while the Wildcats won their third consecutive league game with a 48-9 triumph over Rhode Island to even their record at 3-3. Saturday's game will pit one of the A10's top offensive teams against one of the league's top defensive teams, as W&M is averaging 406.1 yds/game (3rd), while VU is yielding 286.9 yds/game (2nd).



Quick Slant

When W&M and VU get together, fireworks are the norm, as the two teams have combined to average 840 yards and 62 points over the last 10 contests.

IN THE HUDDLE

Top Stories

All-American, Payton Award Candidate

Senior quarterback Lang Campbell has improved his QB efficiency rating more than 12 points over the past two weeks and owns the A10's best mark (162.0).

Pages 3, 10, 11

The New Millennium

Senior WR Dominique Thompson's 122-yard evening at Towson moved his season yardage total to 1,006, making him just the sixth Tribe receiver to eclipse the millennium mark in a season.

Page 7

Laycock's 25th Season

Saturday's game features the two winningest active coaches in the A10.

Page 4

The Nation's Best

Junior place kicker Greg Kuehn is tied for the national lead in both field goals per game (1.66) and total field goals (13).

Page 12

The Numbers Game

National rankings, rosters, week-by-week starters, the last time it happened, single-game highs, drive summaries, game-by-game results and season stats.

Page 13

Tribe Athletics.com



#13 WILLIAM & MARY

DEPTH CHART

#19 VILLANOVA



OFFENSE

WR 3	Dominique Thompson	SR 6-1 190
11	John Taylor	SO 6-3 210
LT 78	Matthew Witham	SR 6-6 330
67	Brent Cochran	RF 6-4 280
LG 63	Ryan Lumm	JR 6-3 270
65	Matt Ridjaneck	JR 6-5 265
C 59	Patrick Mulloy	JR 6-4 300
62	Graham Falbo	RF 6-0 240
RG 68	Cody Morris	SO 6-4 285
57	Brian Neely	SO 6-4 290
RT 75	Michael Grenz	JR 6-3 282
71	Brad Stewart	RF 6-3 280
TE 40	Adam Bratton	JR 6-4 250
83	Jordan Troester	SO 6-3 225
WR 27	Joe Nicholas	RF 6-3 205
19	John Pitts, Jr.	SR 6-3 215
QB 12	Lang Campbell	SR 6-3 205
10	Mike Potts	RF 6-4 215
TB 2	Jon Smith	SR 6-1 220
9	Elijah Brooks	SO 5-9 205
FB 46	Matt Otey	RF 5-11 220
26	LeVince Parrot	SO 5-10 215

DEFENSE

DE 97	Adam O'Connor	JR 6-7 275
51	Wade Harrell	SR 6-3 240
DT 96	Justin Kelly	SR 6-2 260
58	Larry Pendleton	JR 6-3 285
DT 99	Mike McCarthy	SR 6-3 270
77	Brian Williamson	SO 6-4 260
DE 94	Josh Wright	SO 6-2 235
93	Jonas Watson	JR 6-2 240
ILB 34	Thad Wheeler	JR 6-1 215
69	William Turner	RF 6-1 220
OLB 54	Chris Ndubueze	JR 6-1 237
39	T.J. O'Neill	RF 6-1 220
OLB 55	Ryan Nickell	SO 6-2 210
45	Chris Kimber	JR 6-2 212
CB 22	Stephen Cason	JR 6-0 202
8	Alan Wheeling	SO 5-9 170
SS 35	Jonathan Shaw	JR 6-0 190
5	Craig Patterson	SR 5-11 202
FS 21	James Miller	JR 6-1 195
29	Zach Stout	SO 5-10 185
CB 24	Richard Riley	SO 6-1 175
38	David Page	RF 5-9 180

SPECIAL TEAMS

PK 25	Greg Kuehn	JR 6-3 200
P 13	Mike Mesi	SR 6-0 195
KR 3	Dominique Thompson	SR 6-1 190
PR 35	Jonathan Shaw	SO 6-0 190

OFFENSE

TE 81	Anthony Wright	SR 6-1 230
84	Matt Sherry	RF 6-4 240
OT 71	Michael Costanzo	SO 6-3 275
65	Kevin Trapp	SR 6-7 275
OG 74	Alex Suder	RF 6-5 285
76	Jason Saks	JR 6-2 275
C 79	Christian Gaddis	SO 6-1 290
50	Sean Malone	FR 6-4 270
OG 67	Brian Hentosz	FR 6-3 270
57	Jacob Garner	SR 6-4 280
OT 75	Mike Roseman	SR 6-5 290
65	Kevin Trapp	SR 6-7 275
QB 17	Marvin Burroughs	SO 6-1 210
16	Joe Casamento	JR 6-0 190
RB 27	Terry Butler	SR 6-1 205
or 22	Moe Gibson	JR 5-9 195
FB 6	Phil DiGiacomo	SR 6-0 220
30	Tyree Hughey	RF 5-11 210
WR 89	Chris Polite	SO 6-1 180
7	Curtis Waltman	JR 6-0 170
WR 5	John Dieser	JR 6-0 200
9	J.J. Outlaw	JR 5-9 185

DEFENSE

DE 53	Jamil Butler	SR 6-2 250
45	Russell McKittrick	RF 6-2 225
DT 90	Darrell Adams	JR 6-4 270
93	Matt Costantino	JR 6-0 260
DT 99	Randy Hunter	FR 6-0 260
93	Matt Costantino	JR 6-0 260
DE 44	Terence Taylor	SR 6-3 270
3	Greg Bishop	JR 6-1 220
LB 55	Bryan Adams	SO 5-11 230
37	Dan Silva	SR 6-1 220
LB 42	Brian Hulea	JR 6-1 235
47	Blake Shubert	RF 6-0 230
CB 23	Rodney Badger	SO 5-9 155
29	Phil Atkinson	FR 5-11 175
CB 4	Jeremy Morgan	SR 5-10 195
85	Jonathan Hughes	FR 6-4 185
FS 26	Allyn Bacchus	SO 6-0 195
35	Eugene Clay	FR 6-1 190
WS 2	Kingsley Echemandu	SR 5-9 175
39	Kalise Cook	FR 5-11 180
SS 21	Terrance Reaves	SO 6-0 190
41	Marco Radocaj	FR 6-0 195

SPECIAL TEAMS

PK 8	Adam James	JR 5-10 170
P 8	Adam James	JR 5-10 170
KR 22	Moe Gibson	JR 5-9 195
PR 9	J.J. Outlaw	JR 5-9 185

HOW THEY LINE UP

CATEGORY	W&M (A10)	VU (A10)
Games Played	8	9
Scoring Offense	33.0 (2nd)	29.6 (6th)
Rushing Offense	121.8 (10th)	138.0 (6th)
Pass Att.-Cmp	247-153 (6th)	277-171 (3rd)
Had Intercepted	1 (1st)	10 (T-7th)
Completion %	61.9 (5th)	61.7 (6th)
Passing Offense	284.4 (3rd)	218.0 (6th)
Total Offense /game	406.1 (4th)	356.0 (8th)
Turnover Margin	0.88 (2nd)	0.22 (7th)
3rd Down Efficiency	48.0 (1st)	40.6 (6th)
Scoring Defense	23.1 (5th)	18.9 (2nd)
Rushing Defense	146.5 (9th)	98.1 (2nd)
Passing Defense	206.5 (7th)	188.8 (4th)
Total Defense	353.0 (7th)	286.9 (2nd)

TEAM LEADERS

WILLIAM AND MARY

Rushing - Smith (115 att., 409 yds, 6 TD, 3.6 avg.)
Passing - Campbell (231-146-1, 2,191 yds, 14 TD)
Receiving - Thompson (45 rec., 1,006 yds, 9 TD)
Punt Ret. - Shaw (15 ret., 110 yds, 7.3 avg.)
Kick Ret. - Thompson (14 for 241 yds, 17.2 avg.)
Kicking - Kuehn (13-17 FG, long 43; 31-31 PAT)
Punting - Mesi (39.2 avg., 64 long, 5 inside 20)
Tackles - Miller (69 total, 37 solo)
Sacks - Watson (4.5 for 38 yards)
TFL - Watson (7.0 for 43 yards)
INT - Miller (3 for 70 yards)
Pass Brks - Cason (7)

VILLANOVA

Rushing - Butler (133 att., 561 yds, 9 TD, 4.2 avg.)
Passing - Burroughs (255-161-8, 1,882 yds, 16 TD)
Receiving - Outlaw (45 rec., 494 yds, 7 TD, 11.0 avg.)
Punt Ret. - Outlaw (20 for 194 yds, 9.7 avg.)
Kick Ret. - Gibson (20 for 415 yds, 20.8 avg.)
Kicking - James (4-6 FG, 41 long; 32-35 PAT)
Punting - James (37.7 avg., 50 long, 8 inside 20)
Tackles - Hulea (67 total, 48 solo, 7.5 TFL)
Sacks - Butler (7.0 for 28 yards)
TFL - Butler (14.5 for 56 yards)
INT - Reaves (3 for 17 yards)
Pass Brks - Morgan (6)

TALE OF THE TAPE

TRIBE VS. WILDCATS

Pos.	W&M	VU	Pos.
WR & TE	6-3/218	5-11/182	DB
OF Backs	6-1/213	6-0/233	LB
OL & TE	6-4/285	6-3/263	DL
DL	6-4/272	6-3/273	OL/TE
LB	6-1/229	6-1/212	OF Backs
DB	6-1/191	6-1/200	WR/TE

* Averages reflect those of starters only.

College of William and Mary Team Information

QUICK FACTS

Captains: Lang Campbell, Wade Harrell
Offensive Formation: Pro-style
Defensive Formation: Multiple 4-3
Lettermen Ret./Lost: 34/8
Off. Starters Ret./Lost: 8/3
Def. Starters Ret./Lost: 8/3
Spec. Starters Ret./Lost: 2/0

FOOTBALL INFO

First Season: 1893
All-Time Record: 490-483-41
Stadium: Zable Stadium (12,259, natural grass)
All-Time Home Record: 181-101-6
Bowl/Playoff Appearances: 11 (6 in D I-AA)
Bowl/Playoff Record: 6-7 (2-6 in D I-AA)
Conference: Atlantic 10

Head Coach

Jimmye Laycock (W&M, 1970)
 (See page 4)

ASSISTANT COACHES

Bob Solderitch, Zbig Kepa, Jim Pletcher, Matt McLeod, Steven Jerry, Matt McLeod, Trevor Andrews, Greg Shockley, Adam Braithwaite, Scott Boone

2003 IN REVIEW

Overall Record: 5-5
A-10 Record: 4-4 (6th)
Home: 2-2
Away: 3-3
Final Ranking: None

UNIVERSITY FACTS

Location: Williamsburg, Va.
Founded: 1693
Enrollment: 5,560
Nickname: Tribe
Colors: Green, Gold and Silver
President: Timothy J. Sullivan (W&M, 1966)
Athletics Director: Terry Driscoll (BC, 1969)

W&M SPORTS INFORMATION

Phone: (757) 221-3344

Fax: (757) 221-3412

Web: www.TribeAthletics.com

Director: Pete Clawson

Email: pmclaw@wm.edu

Assist. Football Contact: Mark Hoskins

Email: mjhosk@wm.edu

LANG CAMPBELL

THE CAMPBELL FILE

Senior, QB, 6-3, 205

Hometown: Winchester, Va.

High School: Handley

Major: History and Economics

Honors/Awards: Preseason honorable-mention All-American by I-AA.org, preseason first-team all-conference, third-team all-conference in 2003, two-time academic all-conference selection (2002, 2003). A-10 Offensive Player of the Week Sept. 4.

Personal: Son of Shep and Nancy Campbell... Brings a cumulative GPA of better than 3.3 into senior campaign... Enjoys playing sports, listening to music and reading in his free time... Born September 25, 1981.

Note of the Week: Campbell has thrown seven TD passes in his last two games and will bring an incredible 14:1 TD to INT ration into Saturday's game.



Campbell leads the A10 in pass efficiency, passing yards/game and total offense.

The senior from Winchester, VA has emerged as one of top signal callers in the nation. The following is a brief look at his game-by-game accomplishments in 2004.

At North Carolina - Sept. 4

In the season-opener at UNC, Campbell threw for a then career-high 322 yards, surpassing the 300-yard mark for the first time in his career. He completed 23 of 41 attempts and threw a pair of TD passes and added two rushing scores.

At #10 New Hampshire - Sept. 18

Slowed by heavy rains and poor field conditions, Campbell was effective at UNH, throwing for 148 yards on 11 for 23 passing and running for 42 yards on 14 attempts to lead W&M over the 10th-ranked Wildcats, 9-7. Included in his afternoon was a crucial 5-yard run for the game-clinching first down.

Vs. VMI - Sept. 25

On his 23rd birthday against VMI, Campbell went 11-for-15 through the air for 160 yards and a pair of TD passes, before handing the quarterback duties over early in the second half in the Tribe's 42-6 victory.

Vs. #16 Northeastern - Oct. 2

Went over the 300-yard mark against Northeastern, throwing for a career-best 378 yards on 22-of-36 passing. Campbell completed a then season-long 77-yard TD pass to Dominique Thompson in the fourth quarter that gave W&M a 35-28 advantage, and he also ran for a pair of first half scores.

At Liberty - Oct. 9

Surpassed the 300-yard mark for third time this season, throwing for 368 yards. Ten completions went to Thompson for 221 yards alone. Campbell also ran eight times for 32 yards and a TD, his fifth rushing TD of the season.

Vs. Rhode Island - Oct. 16

Threw for 192 yards and two TDs, both to Matt Trinkle in the first quarter, on 20-for-27 passing. He also recorded his sixth rushing TD of the season.

At #3 Delaware - Oct. 23

Completed 20 of 30 passes for 355 yards and four TDs, all of which went to senior WR

CAMPBELL'S 2004 CLIPS

- Leads the A10 in pass efficiency (162.0).
- Leads the A10 in passing yards/game (273.9).
- Leads the A10 in total offense (289.5).
- Has accounted for at least one TD in 17 of 18 career starts.
- Thrown for 200 or more yards in 12 of his 18 career starts.
- Surpassed 3,000 career passing yards with 160 vs. VMI on Sept. 25.
- Surpassed 4,000 career passing yards with 192 vs. Rhode Island on Oct. 16.
- Surpassed 5,000 career total offensive yards with 287 total yards at Towson on Oct. 30.
- Threw for a career-best 378 yards in a 38-35 overtime win over #16 Northeastern. Also ran for two scores in the game.
- Threw a career-high four TD passes at Delaware on Oct. 23.
- Ranks 6th on the W&M career passing yards list (4,697).
- Ranks 7th on the W&M career total offensive yards lists with 5,154.
- Ranks 6th on W&M career TD passes list with 38.
- At UNC, became first W&M QB to pass and run for two TDs since David Corley did it vs. Maine in 2001.

Dominique Thompson. He had a remarkable QB rating of 210.1 for the game and surpassed the 300-yard barrier for the fourth time this season. He connected with Thompson on an 87-yard TD pass, which matched the longest passing play in W&M history (See page 18).

At Towson - Oct. 30

Threw for 268 yards and three TDs, giving him seven TD passes in the last two games. He completed 20 of 29 passes in three quarters of action for his fifth 200-yard game of the season. His three TD passes moved him into sixth place on the W&M career list (38), while he also moved into sixth on the school's career passing yards chart with 4,697.

For more notes on Campbell see pages 10-12.

Campbell's 2004 Statistics

	G/S	Att.	Cmp.	Pct.	Yards	AVG/G	TD	INT	Rushes	Yards	TD	AVG/G.
at North Carolina	Sept. 4	41	23	.561	322	322.0	2	0	6	35	2	35.0
at #10 New Hampshire	Sept. 18	23	11	.478	148	148.0	0	0	14	42	0	42.0
VMI	Sept. 25	15	11	.733	160	160.0	2	0	4	-5	0	-5.0
#16 NORTHEASTERN	Oct. 2	36	22	.611	378	378.0	1	1	8	9	2	9.0
at Liberty	Oct. 9	30	19	.633	368	368.0	0	0	8	32	1	32.0
RHODE ISLAND	Oct. 16	27	20	.741	192	192.0	2	0	6	10	1	10.0
at Delaware	Oct. 23	30	20	.667	355	355.0	4	0	7	-14	0	-14.0
at Towson	Oct. 30	29	20	.690	268	268.0	3	0	3	19	0	19.0
2004 TOTALS	8/8	231	146	.632	2,191	273.9	14	1	56	125	6	15.6
OVERALL CAREER												
2003	10/10	285	182	.639	2,296	229.6	22	7	77	300	0	30.0
2002	5/0	13	7	.538	69	13.8	1	0	5	23	1	4.6
2001	2/0	10	8	.800	141	70.5	1	0	2	6	1	3.0
TOTALS	25/18	539	343	.636	4,697	187.9	38	8	140	457	8	18.3

CAMPBELL'S 2003 CLIPS

- Led the A-10 in passing yards per game (229.6) and pass efficiency (152.1).
- Threw for over 200 yards in each of the Tribe's final seven games.
- Finished '03 as the Tribe's second-leading rusher with 300 yards.
- Twenty-two TD passes in '03 matched fifth-best single-season total in W&M history.
- Threw at least one TD pass in all 10 games.

TRIBE HEAD COACH

JIMMYE LAYCOCK



**THE JIMMYE LAYCOCK ERA
(1980-present)
165-112-2 (Career Record)**

Year	Record	Postseason
1980	2-9	
1981	5-6	
1982	3-8	
1983	6-5	
1984	6-5	
1985	7-4	
1986	9-3	NCAA Playoffs
1987	5-6	
1988	6-4-1	Epson Ivy Bowl
1989	8-3-1	NCAA Playoffs
1990	10-3	NCAA Playoffs
1991	5-6	
1992	9-2	Epson Ivy Bowl
1993	9-3	
1994	8-3	
1995	7-4	
1996	10-3	NCAA Playoffs
1997	7-4	
1998	7-4	
1999	6-5	
2000	5-6	
2001	8-4	NCAA Playoffs
2002	6-5	
2003	5-5	
2004	6-2	

Winning Seasons in Bold

Laycock at I-AA Playoffs

1986	Delaware, 17-51 (L)
1989	Furman, 10-24 (L)
1990	Massachusetts, 38-0 (W) Central Florida, 38-52 (L)
1993	McNeese State, 28-34 (L)
1996	Jackson State, 45-6 (W) Northern Iowa, 35-38 (L)
2001	Appalachian State, 27-40 (L)

Laycock vs. The Atlantic 10

Team	W	L	T
Delaware	10	14	0
Hofstra	2	1	0
James Madison	11	12	0
Maine	5	1	0
Massachusetts	4	5	0
New Hampshire	8	2	0
Northeastern	9	2	0
Rhode Island	9	1	0
Richmond	18	6	0
Towson	2	0	0
Villanova	8	5	1

Silver Linings: Jimmye Laycock is in his 25th season as the Tribe's head coach. The school's all-time winningest coach, Laycock has compiled a 165-112-2 career record at W&M. He ranks fourth on the A-10 career victories lists (62). W&M has made seven postseason appearances under Laycock and posted winning ledgers in 17 of the past 21 seasons.

Good Company: Tribe head coach Jimmye Laycock, in his 25th season on the W&M sidelines, ranks third among all current Division I-A and Division I-AA head coaches in terms of most years at their current school. The two coaches ahead of Laycock are Penn State's Joe Paterno (37 years) and Florida State's Bobby Bowden (26 years).

Quotes from the Monday, Nov. 1, A-10 Coaches Conference Call...

Can you talk about the win over Towson and how you're running game was so effective on Saturday?

[Towson] would be the last team you probably would have picked for us to run on. I think [senior tailback] Jon Smith had a real good game for us, and I thought our offensive line played solid. We were able to mix it up a little bit with the run and the pass and probably struck as much of a balance as we have at any time this year. I was real pleased with our execution.

Have you seen improvement in the offensive line? And if so, where are you seeing that improvement?

Well, we have a good consistency of people playing together. I think that's probably as important with an offensive line as anything. So far as being able to work together, communicate together, and experience everything together. I think the practice time and the game time kind of helps us as we stay together over the season. I think we're pretty solid so far in our pick-ups and our protection. Running game wise, we're adequate. We found a few creases at Towson and line did a nice job with the blocking, but we still have a ways to go.

What about defensively? What did you see on that side of the ball?

Well, I thought we played pretty well defensively for three quarters, then I think we kind of lost our focus a couple times in the fourth quarter on a couple throws. I thought for the most part we handled the running game and reacted to the passing game. We got a turnover, two interceptions really. [Junior linebacker] Chris Ndubueze and [junior strong safety] John Shaw came up with interceptions where they played the ball well. I thought we were solid and again, I thought it was a very solid game for us all the way around except for a few lapses in the fourth quarter.

Coming off a disappointing result at Delaware, I'd think it would be satisfying to not have a let down and put things together [against Towson]?

Yeah, and I didn't really anticipate us having a problem with focus. We went right back to work. We put the Delaware game behind us and we worked hard last week in the preparation for Towson. We have a lot of respect for Towson. We hadn't played them in recent memory and had never played up there. They played very hard. They're a very good football team, especially defensively. They've got people who can run and they play well. So our guys went to work, we worked hard at it, we prepared. We came out and we were fortunate we scored on the first play [A 46-yard TD pass from Campbell to Thompson] and that kind of got our guys into it.

Did you anticipate him Dominique Thompson becoming this kind of a big-play receiver? What do you like about him?

Well, I like a lot of things about him. He's a great kid who is putting up some pretty good stats. Did I anticipate him having the year he's having, no I could never have predicted this, but I thought he was capable of having a good year. He's more of a confident receiver. He feels sure about himself catching the football and that's allowed him to be aggressive with his routes. As a result, he's more aggressive after he catches the ball and I think that's the biggest thing I've seen with Dominique, his ability to advance the ball after he catches it. He's gotten much better. All of that is a result of losing Josh Lustig early in the season. We felt with Dominique and Josh we had a pretty solid one-two combination, then with Josh getting injured [in the season's second game at UNH], Dominique has had to step up a little bit more and he's really turned in some big-time games.

What problems do Villanova pose for William and Mary?

Villanova, obviously, is playing very, very well right now. I haven't seen all the tapes, but I have looked at some of them. I think defensively they really play sound and solid, and they get after you. That front line really forces the action. You've got to be impressed with that, and they're on a roll. They're putting up points, and they're winning. I'm sure they're confident. We, in the past, have had some real good battles with them, and I'm sure this will be the same type of game. We did not play them last year, so really we don't have as much feel for them as we normally would. But, I am very impressed with they way they are playing right now.

It appears you have your playoff destiny in your own hands? Do you think about that, or talk about that? Do the players think or talk about that?

Well, I don't know what they think about, I can't quite read minds yet, but I'm working on that one. No, we don't talk about it. We take the approach that each week we're preparing for one game. The upcoming game is the most important game of the season, the one you're preparing for that week, that's where we go. Then at the end of the season, you kind of let everything see where it shakes out.



2004 ATLANTIC 10 STANDINGS

SOUTH	A-10	Overall
James Madison	5-0	7-1
Delaware	5-0	6-2
William and Mary	4-1	6-2
Villanova	3-3	6-3
Richmond	1-4	2-6
Towson	0-5	3-5

NORTH	A-10	Overall
New Hampshire	3-2	6-2
Hofstra	2-3	4-4
Maine	2-3	4-4
Rhode Island	2-3	4-4
Northeastern	2-3	3-5
Massachusetts	2-4	4-5

AROUND THE ATLANTIC 10 THIS WEEK

Saturday, November 6

*Villanova at William and Mary	1:00 pm
*Massachusetts at Northeastern	12:00 pm
*New Hampshire at Rhode Island	12:00 pm
*Towson at Richmond	1:00 pm
*Delaware at James Madison	1:30 pm
*Hofstra at Maine	2:00 pm

*Atlantic 10 conference game

W&M'S ATLANTIC 10 RANKING

Total Offense	4th	406.1
Passing Offense	3rd	284.4
Rushing Offense	10th	121.8
Scoring Offense	2nd	33.0
Pass Efficiency	1st	158.5
Third-down Conversion	1st	48.0
Fourth-down Conversion	1st	100.0
Red Zone Offense	1st	.973
Sacks Against	6th	13
Total Defense	7th	353.0
Passing Defense	7th	206.5
Rushing Defense	9th	146.5
Scoring Defense	5th	23.1
Pass Defense Efficiency	5th	120.2
Sacks	7th	16
Turnover Margin/game	2nd	0.88
Kickoff Returns	6th	20.0
Punt Returns	T-8th	7.4
Kickoff Coverage	1st	16.3
Penalties	2nd	48.2
Field Goals	1st	.765
Time of Possession	4th	31:21

W&M INDIVIDUALS IN THE A-10 TOP 10

Pass Yds/Game	Campbell	1st	273.9
Total Offense	Campbell	1st	289.5
Pass Efficiency	Campbell	1st	162.0
Punting	Mesi	3rd	39.2
Scoring	Kuehn	2nd	8.4
	Thompson	T-9th	6.0
Scoring (Kick)	Kuehn	T-2nd	8.8
Scoring (TDs)	Thompson	T-7th	6.8
All Purpose	Thompson	1st	155.5
Receptions/Game	Thompson	T-5th	5.62
Rec. Yds/Game	Thompson	2nd	123.3
FG/Game	Kuehn	1st	1.62
PAT Pct.	Kuehn	T-1st	100.0
Punt Return Avg.	Shaw	9th	7.3
Sacks	Watson	T-9th	4.5
Interceptions	Miller	T-6th	3
Fumbles Recov.	Tra. McLaurin	T-3rd	3
Passes Defended	Miller	T-4th	9
	Cason	T-7th	7

W&M GAME NOTES

VS. VILLANOVA NOV. 6, 2004

November to Remember?: Programs spend the endless extra hours of the off-season, preseason and early season working towards finding a way to make the games in November meaningful. By entering Saturday's crucial conference match up with 19th-ranked Villanova at 4-1 in conference play and a 6-2 overall, the College of William and Mary has positioned itself to make a run at its seventh NCAA postseason appearance and third conference title. While the latter goal will require a little help (as two teams: Delaware, 5-0, and James Madison, 5-0, remain with perfect conference marks – W&M is the only team with just one league loss), the former could be a virtual lock should the Tribe run the table in its three remaining games.

Certainly, the task will be a formidable one, as Villanova (6-3 overall), No. 7 JMU (6-2) and arch rival Richmond (2-6) all remain. As recently as 2002, the Tribe faced a similar situation to end that season in the playoff picture and was handed two losses in the last three games, falling out of contention. But, the same scenario played out very different in the 2001 season, which saw the team rally for five-straight conference wins to end the year, including a wild 47-44 win over Villanova in the finale to clinch a share of the A10 crown and earn a coveted playoff spot.

Several crucial leaders on the squad, like starting tailback Jon Smith, defensive end Wade Harrell and quarterback Lang Campbell, experienced both the '01 season's exhilaration and '02's disappointments. Starting with Saturday's tilt with the Wildcats, all of the squad's senior leaders will be counted on to be at the center of creating the '04 team's legacy and make this truly a November to remember.

Putting the Wild in Wildcat Week: A casual glance at the College's 10 most recent games against Villanova (all the meetings since the two became conference foes in 1993), quickly reveals the fact that the two sides flat get after each other on offense. In fact, the two have combined to AVERAGE more than 840 yards and 62 points a game in the span.

Included in this range of games are blowouts, shootouts and cliff hangers of all varieties. In short, it has been one of the more entertaining A10 rivalries of the last decade.

The following is a closer look at some of the facts and figures from the series in the last 10 years:

The Cliff Hangers

- In 2001, the Tribe needed a last minute interception by safety Marques Bobo to preserve a very tenuous 47-44 lead over Villanova. Until Bobo's late heroics, the Wildcats' attack seemed virtually unstoppable in a fourth quarter that had seen VU score 16 unanswered points and nearly overcome a 47-28 third quarter deficit.

- In 2000, the College seemed all but beaten after Villanova had assumed a 41-27 lead in the fourth quarter. But, the Tribe managed to score 14 points in the final 3:07 of regulation to force overtime, which saw the Tribe record a defensive stop and score a TD to post the improbable win.

- In 1997, the Wildcats came into Zable Stadium as the nation's top ranked team and played up to its billing in front of a raucous Homecoming crowd. W&M took a 13-7 lead into the half, but VU scored 13 unanswered second-half points, including the go-ahead TD with just 3:15 remaining. The game wasn't decided until the Villanova defense held firm deep in its own territory with the Tribe knocking on the door for the tying score as time expired.

- The 1995 season saw a little happier Homecoming result for the College, as placekicker Brian Shallcross was true on what was then his career long 47-yard attempt as time expired to power a thrilling 18-15 win. The game, which had seen only a combined 13 points scored through three quarters, featured a flurry of fourth quarter scoring, including a 100-yard conversion return by Villanova of an attempted Tribe two-point pass. The Tribe fashioned a pair of field goal drives in the last 1:40 of regulation to pull out the win.

The Blowouts

- W&M won the first two games as conference opponents (1993 and 1994) by a combined score of 101 to 35 (51-7 in 1993 and 53-28 in 1994). The Tribe amassed a staggering 1166 yards of total offense in the two games (564 in '93 and a series high 602 in '94).

- The last meeting in 2002 saw Villanova record its most decisive win in the 10 game span, as it recorded a 41-20 win on the strength of a four touchdown afternoon off the arm of all-conference QB Brett Gordon.

- In 1999, Villanova was center stage for what was then-freshman David Corley's first start and coming out party for the home faithful at Zable Stadium. Corley turned in one of his finest performances

by throwing for four scores and 273 yards on just 14 completions (in 19 attempts) to lead the Tribe to a 45-10 win over a 19th-ranked Villanova squad.

The Shootouts

• Despite getting 308 passing yards and two scores from eventual All-American signal caller Mike Cook and 453 yards of total offense, the Tribe fell 45-28 to a Villanova team that used five scoring passes from Chris Boden, who eventually graduated as the leagues most prolific passer in terms of career yards (10,166) and TD passes (99).

• The aforementioned 2000 contest saw each team surpass the 500-yard mark in total offense (527 for Villanova and 510 for W&M). Despite receiving a painful knee injury early in the second half, Tribe QB Dave Corley still managed to account for 344 total yards on the afternoon (107 rushing and 247 passing). Included in his efforts was a crucial run for a two-point conversion after the team's last score in regulation (with 1:07 remaining) that tied the game at 41. Villanova QB Brett Gordon was equally spectacular, as he threw for 375 yards and three scores in a losing effort.

• Gordon and Corley locked up in another epic battle the following year, but amazingly neither was center stage in the offensive fireworks as eventual Payton Award

winning TB, Villanova's Brian Westbrook awed the audience with an electric 284 yards of combined rushing and receiving yards (233 rushing, 51 receiving). On top of Westbrook's performance, the Wildcats also had Gordon throw for a series high-tying five TDs and 258 yards and **STILL LOSE!** Corley, who graduated as the A10's career leader in total offense (10,948 yards), led the Tribe to the conference crown clinching win by accounting for three TDs (two pass) and 340 total yards (301 passing). Westbrook graduated as the league's all-time leader in all-purpose yards (9,512) and all-time leading scorer (544 points). Tribe WR Rich Musinski contributed 126 yards in the winning effort and went onto graduate as the league's all-time leader in receiving yards (4,168).

Series by the Numbers: The above pointed out some of the more interesting game-by-game looks at the series' last 10 meetings, while the following is a closer look at some of the more interesting points from the statistical side of the series:

• The game features the conference's two most successful active coaches (in terms of career league wins), as Villanova mentor Andy Talley has 81 league wins in 17 years of conference play, while Jimmye Laycock has recorded 62 wins in 12 years.



LAST WEEK'S RESULTS - OCT. 30

- *William & Mary 41, Towson 16
- *Hofstra 48, Richmond 17
- *New Hampshire 27, Northeastern 23
- *Massachusetts 35, Maine 34 (OT)
- *Villanova 48, Rhode Island 9
- James Madison 41, VMI 10
- Navy 34, Delaware 20

A-10 WEEKLY AWARDS - (OCT. 31)

- Offensive** - Anton Clarkson, Hofstra
- Defensive** - Corey Graham, UNH
- Rookie** - James West, Northeastern
- Special Teams** - Sidney Haugabrook, UD

A-10 IN THE NATIONAL POLL - (NOV. 1)

Sports Network	ESPN/USA Today
6. Delaware	6. Delaware
7. James Madison	7. James Madison
8. New Hampshire	8. New Hampshire
13. William & Mary	13. William & Mary
19. Villanova	20. Villanova

(see page 10 for complete polls)

TOP 10 CAREER A-10 COACHING VICTORIES

1. Bill Bowes (UNH, 1972-98)..... 97
 2. "Tubby" Raymond (UD, 1966-01) .. 89
 3. **Andy Tally (VU, 1985-) 81**
 4. **Jimmye Laycock (W&M, 1993-) ... 62**
 5. Jim Reid (UMass, 1986-91, UR, 95-03)...61
 6. Tom Jackson (UC, 1983-93) 42
 7. **Jack Cosgrove (UM, 1993-)..... 42**
 8. Hal Westerman (UM, 1951-66) 41
 9. Vic Fusia (UMass, 1961-70)..... 41
 10. Bob Griffin (URI, 1976-92)..... 37
- Active Coaches in Bold

ALL-TIME CONFERENCE STANDINGS (10/30)

Team	Conf. Record	Pct.
Delaware	106-44-0	.707
William & Mary 62-33-0		.653
Massachusetts	199-118-4	.626
Villanova	81-56-0	.591
<i>Connecticut</i>	<i>158-115-10</i>	<i>.576</i>
James Madison	49-47-0	.510
New Hampshire	160-161-10	.498
Hofstra	15-17-0	.469
<i>Boston U.</i>	<i>143-177-7</i>	<i>.448</i>
Maine	145-180-7	.447
Northeastern	38-58-0	.396
Richmond	59-91-0	.393
Rhode Island	118-211-7	.362
<i>Vermont</i>	<i>27-63-2</i>	<i>.304</i>
Towson	0-5-0	.000

Former members in italics

THE LAST MEETING

#11 Villanova 41, #12 William and Mary 20

VILLANOVA, PA (11/2/02) - Villanova senior quarterback Brett Gordon threw for 256 yards and four touchdowns, as the 11th-ranked Wildcats jumped out to a 14-3 lead and pulled away late for a 41-20 victory over 12th-ranked William and Mary, snapping a four-game losing streak to the Tribe.

Tribe quarterback David Corley, Jr. surpassed former VU quarterback Chris Boden on the A10's all-time total yardage list in the game, throwing for 233 yards and touchdown on 20-for-33 passing. He connected with Danny Wade on a an eight-yard scoring pass early in the second quarter that pulled W&M within 14-10.

Trailing 27-13 in the third quarter, sophomore tailback Jon Smith's two-yard TD run pulled the Tribe within a score, but Gordon's fourth TD pass which came three minutes later and another rushing score with 49 seconds remaining set the final margin.

Villanova, which went on to the I-AA semi-finals in 2002, finished with 541 yards of total offense, compared to 376 for the Tribe.

Smith led the Tribe ground attack with 59 yards on 18 carries, while junior wide receiver Rich Musinski recorded eight receptions for 115 yards.

	1	2	3	4	Final
William & Mary	3	7	10	0	20
Villanova	14	7	13	7	41



Dave Corley, Jr. set the A10 career record for total offense in '02 at VU.

MEDIA CENTER

WILLIAM AND MARY ON THE RADIO

Stretching over 150 miles across Virginia, the William and Mary radio network is the gateway to all of the Tribe's football action over the air. Veteran broadcast team Jay Colley (play-by-play) and Bob Sheeran (color) will once again relay the excitement of Tribe football over the airways on Saturdays. In addition to your local stations, all Tribe football and men's basketball games can be heard via the W&M athletics web site, www.TribeAthletics.com.

W&M Radio Network Affiliates

WMBG	740 AM	Williamsburg
WSRV	92.3 FM	Williamsburg
WBRG	1050 AM	Lynchburg
WTOX	1480 AM	Richmond

You can also catch head coach Jimmie Laycock each Thursday morning from 7:45 a.m. to 8:00 a.m. on Mornings with Big Al on Richmond's WXGI ESPN 950 AM and Thursday afternoons with Bob Sheeran from 12:30 p.m. to 1 p.m. on Williamsburg's WMBG 740 AM live from the Backfin Restaurant in Williamsburg.

A-10 COACHES CONFERENCE CALL

Every Monday, the A-10 will conduct a teleconference from 10 a.m.-12:10 p.m. (eastern time) with each of its head football coaches. Each coach will have a ten-minute slot to discuss his team and answer questions from the media. Members of the media are strongly encouraged to participate. For the access number, call Pete Clawson (757) 221-3369. Below is the schedule:

10:00	Atlantic 10 Update
10:10	Dave Clawson, Richmond
10:20	Jimmie Laycock, W&M
10:30	Andy Talley, Villanova
10:40	Rocky Hager, Northeastern
10:50	Mickey Matthews, JMU
11:00	Jack Cosgrove, Maine
11:10	Don Brown, Massachusetts
11:20	Tim Stowers, Rhode Island
11:30	K.C. Keeler, Delaware
11:40	Sean McDonnell, UNH
11:50	Joe Gardi, Hofstra
12:00	Gordy Combs, Towson

W&M WEEKLY PRESS CONFERENCE

A press conference with head coach Jimmie Laycock will be held Tuesday's prior to a Saturday game at noon at the Hospitality House in Williamsburg. Interviews with players will follow the luncheon. Please confirm your attendance with Pete Clawson at least 24 hours in advance at (757) 221-3369 or pmclaw@wm.edu.

A-10 PRESS BOX PHONE NUMBERS

Delaware	302-831-6199/302-831-2186
Hofstra	516-463-5247
James Madison	540-568-6521
Maine	207-581-1049
Massachusetts	413-545-3550
New Hampshire	603-862-2585
Northeastern	617-566-5956
Rhode Island	401-874-4616
Richmond	804-355-6110
Towson	410-704-3102
Villanova	610-519-5290
William & Mary	757-221-3414

• The Tribe has won seven of the 10 games as conference opponents, including four of the five games played at Zable Stadium (only exception being the 1997 meeting, which saw top-ranked VU defeat a 14th-ranked W&M squad 20-13).

• Of the 10 meetings as conference foes, the two teams have both been ranked in the I-AA top 25 on five occasions, including the last two (2002 and 2001). William and Mary is 2-3 in those games, with its last win under this scenario coming in the 2001 conference clinching 47-44 win. W&M entered that contest ranked 20th, while VU was 15th. During this same span, the 2000 season is the only year that neither team carried a national ranking at kickoff.

• Of the last nine games the team's have played, where one or both teams have been ranked, the higher ranked team has prevailed seven times (only exceptions being '01; No. 20 W&M beat No. 15 VU, 47-44; and 1999, when unranked W&M upset a 19th-ranked Wildcat squad, 45-10).

• The winner of the game has scored 41, or more, points in the last five contests, with the Tribe winning three of those games.

• In the last 10 games, the team that has attempted more passes has lost nine times. Only exception being the 1997 game, which saw VU attempt 36 passes (and complete 21 for 188 yards) to the College's 34 attempts (with 12 completions for just 134 yards) and prevail, 20-13.

• Along the same vein, the team with the most rushing yards has won the last four contests, and nine of the last 10 overall (again, the only exception being the 1997 contest, when the College amassed 174 rushing yards to VU's 132).

• The Tribe ground game has produced 23 touchdowns and averaged a gaudy 231.0 yds/gm in its last 10 outings against Villanova, while Wildcat rushers have scored just 10 rushing TDs and averaged 126.5 yds/gm in the same span. William and Mary will enter Saturday contest having averaged nearly 5.0 yds/att over its last 10 contests with Villanova (2310 rushing yards on 469 attempts).

• W&M's defenders have picked off at least one Wildcat pass in nine of the last 10 games and a total of 13 overall, compared to just eight interceptions thrown by Tribe QBs.

• Villanova holds the slight advantage in the air over the last 10 games, as it is averaging 245.7 yds/game, compared to the Tribe's 238.9 yds/gm. The Wildcats' aerial attack has accounted for 25 scoring passes, while the College's has delivered 19.

Throw it Out the Window?: With all this being said, it would not appear as if the table were set for a repeat of recent history, as the Wildcats enter Saturday's contest with one of the conference's stiffest defenses, one that has yielded just 286.9 total yds/game and is ranked second overall in the A10. The Villanova rush defense has been especially effective, as it has allowed less than 100 yards a game on the ground (98.1).

The Tribe comes in with a defensive unit that is ranked seventh in the league, giving up an average of 353.0 yds/game, but if you were to take out the 575 total yards given up in the season's first contest vs. Division I-A North Carolina, it allows an average of 321.2 yds/game vs. fellow I-AA competition.

Did You Know?: A QB from both Villanova and William and Mary has appeared on one of the three All-Conference teams in each of the last four years. Five years ago, Chris Boden was named as the league's first team selection while Dave Corley earned conference's Rookie of the Year honor.

Did You Know? II: That nine of the last 12 league leaders in QB efficiency have come from either William and Mary (six) or Villanova (three).

Another Winner: Last week's 41-16 win over conference newcomer Towson produced several milestone achievements for the College's program. Foremost was the fact that it secured the Tribe's 15th winning season in the last 17 years (only non-winning seasons have been in 1991 - 5-6; and 2000 - 5-6). It also ensured that the squad will post a .500, or better, record in conference play for the 12th-straight year (every season the College has been a member of the league). Every other conference team has suffered through at least one losing season in league play during this span.

Fantastic on Plastic: The win over Towson was the team's second win on an artificial surface this season (the other coming at Liberty), making 2004 the first season W&M has won two games on astro turf since 1998. Coming into the year, the Tribe had won only one of its last eight contests on the turf (coincidentally, it was the 48-41 overtime win at Villanova in 2000).

What Could Begin with a Win?: As has been the case for the past few of weeks of conference play, the Tribe will be fighting to stay in both the conference title chase

and NCAA playoff picture on Saturday. As has been previously mentioned, the College's 4-1 league mark puts it squarely in third place in the overall league standings, as only Delaware and James Madison have better records (5-0). One of those aforementioned teams will have a loss after this weekend's action is finished, as they meet in Harrisonburg Saturday.

A Tribe win over Villanova on Saturday, coupled with a Delaware loss to JMU would put the College back in control of its own destiny, as far as being able to capture a piece of the conference crown is concerned, as the Dukes sit two weeks away on W&M's schedule.

The following are some other interesting scenarios that would be possible with a win over Villanova:

The Tribe would have

- Secured its best record through nine games since the 1998 season.
- Kept alive its opportunity to record its first unbeaten home season since the 1996 season. It will also stand as the Tribe's sixth-straight home win, dating back to last season.
- Defeated the third ranked opponent on the season, with the other wins coming over then 10th-ranked New Hampshire (9-7) and then 16th-ranked Northeastern (38-35 OT).
- Have its 13th season with seven or more wins in the 25 years that Jimmie Laycock has been at the helm. This mark is made more significant by the fact that the College had amassed a total of just 10 seasons of seven or more wins in the 80+ years of the program's existence before Laycock took control of the sidelines in 1980.

No Contest: One of the more interesting facets of Saturday's game with Towson was seeing how the Tribe's passing attack would match up against a Tiger pass defense that, through the first seven games, was far and away the league's most effective against the pass, as it came into the game yielding an average of just 119.1 yds/game through the air.

It took the Tribe and All-American candidate; quarterback Lang Campbell, just one quarter to nearly equal that total as he connected on five of his first nine attempts for 116 yards and a score in the first 15 minutes of play. Included in that total was a beautifully executed 46-yard scoring pass to emerging All-American wide receiver candidate, senior Dominique Thompson on the Tribe's first snap from scrimmage. William and Mary ended the day with an opponent season highs in both passing yards (305) and TD passes (three). In fact, the three TD pass (all by

Campbell), was exactly half as many as the Towson had yielded on the entire season coming into the game (six).


Big Numbers: Speaking of the Tribe's offense, the passing game was not the only facet of the Tribe's attack in high gear against the Tigers as the ground game, led by senior tailback Jon Smith, churned out a season best 280 yards on 47 attempts. This led to a team-season best 585 yards of total offense.

Campbell, and the entire offensive unit, only seem to only get more and more efficient and dangerous as the season is wearing on.

The following are just some of highlights of what the Tribe's attack has accomplished this season:

- The College has now scored 31, or more, points in six of the eight games on the season (only exception being a 9-7 rain-soaked win at New Hampshire and the 28 point effort vs. No. 3 Delaware last Saturday). It's average of 33.0 pts/game ranks it second in the league and 19th in the nation.
- Fashioned 26 scoring drives of 60 yards or more (out of 45 total). (See a complete listing on page 22).
- Has thrown for more yards than all eight opponents on the season and has been out rushed by only three (UNC, URI and Delaware).
- Turned the ball over only five times (four fumbles, one interception). The only other turnover for the College on the season came on a muffed punt. Currently, the College is second in the conference and 16th nationally in turnover margin with a +.88/game average.
- By scoring at least once in all four quarters vs. Towson, William and Mary has now fashioned at least one scoring drive in 23 of the 28 total quarters on the season.
- It's average of 284.4 passing yards/game ranks third in the conference and seventh nationally.
- Run for 17 TDs in eight games, a total which eclipses the squad's 10-game total of a season ago (nine).
- Is averaging 406.1 yds/game in total offense, a mark that ranks fourth in the conference and 22nd nationally.

Red Faced: The Tribe's program has prided itself on its precision when it comes to operation in the red-zone. Entering the contest with Towson, it had converted its first 32 red-zone opportunities on the season into points (21 TDs, 11 FGs - see chart on page 23). This mark made W&M the only team in the league to be perfect on



Junior tackle Michael Grenz and the offensive line paved the way for a season-high 280 rushing yards against Towson Saturday. The Tribe also amassed a season-high 585 yards of total offense.

the season and more of the same was in store for Towson, as the Tribe continued its onslaught in the red-zone, converting its first four ventures into three TDs and one field goal. But, statistically at least, the streak did technically come to an end, as on its final possession of the game, holding a 41-16 lead with less than 25 seconds remaining, the Tribe took a knee at the Towson 19-yard line to end the game and end the streak.

The Tribe has now converted its 37 red-zone chances into 24 TDs and 12 FGs.

Meteoric Rise!: Despite a scintillating 322-yard, four TD effort (two passing, two rushing) in the season opener at North Carolina, Tribe QB Lang Campbell's QB efficiency rating sat at a career low 140.7 three games into the 2004 campaign. He was sixth in the conference and was not amongst the top 20 in the nation. But, starting with his career-best 378-yard afternoon in the overtime win at Northeastern, Campbell's efficiency rating has sky-rocketed a remarkable 22 full points over the past five weekends, to its current career best 162.01. This figure ranks him first in the conference and places him fourth nationally.

The biggest surge has come over the past two weekends, which have seen him face off against two of the better defenses in the conference (Delaware and Towson). In the two games, Campbell has completed 40 of 59 attempts (.678) for 623 yards and seven touchdowns (vs. no interceptions) and ballooned his QB rating 12 points (from 149.1 after the Rhode Island

game to its current 162.01).

No Contest: As was mentioned above, one of the more interesting facets of Saturday's game with Towson was seeing how the Tribe's passing attack would match up against a Tiger pass defense that, through the first seven games, was far and away the league's most effective against the pass, as it came into the contest yielding an average of just 119.1 yds/game through the air.

It took the Tribe and All-American candidate, quarterback Lang Campbell just one quarter to nearly equal that total, as he connected on five of his first nine attempts for 116 yards and a score in the first 15 minutes of play. Included in that total was a beautifully executed 46-yard scoring pass to emerging All-American wide receiver candidate, senior Dominique Thompson on the Tribe's first snap from scrimmage. William and Mary ended the day with Towson-opponent season highs in both passing yards (305) and TD passes (three). In fact, the three TD passes (all by Campbell), were exactly half as many as Towson had yielded on the entire season coming into the game.

Campbell by the Numbers: The following is a little closer look at some of what Campbell has already accomplished this season, and what rests, just on the horizon.

In the face of one of the league's top defensive units, and in front of a hostile crowd, Campbell came through with one of the finest performances of his career, throwing for a personal-best four TDs and 355 yards on a sparkling 20 completions in 30 attempts against the third-ranked Delaware Blue Hens two weeks ago. The Blue Hen defense had yielded only five TD passes in its first six games coming into the Oct. 23rd contest, a figure that Campbell nearly equaled ... in the first quarter. Campbell came out of the locker room with guns blazing and connected on six of his first eight attempts for an amazing 173 yards and three TDs in the first quarter. The first quarter effort stands as the most passing yards in a single quarter in school history and ties Shawn Knight for most TD passes in a quarter (2nd Quarter vs. Maine in 1993).

In fact, Campbell is currently on a five-game tear that is without comparison in the school's long history of success at the QB position, as he has completed over 68% of his passes (79 of 116 attempts) for a school record 1,561 yards and 10 touchdowns.

Included in this span are three, 300-yard plus efforts (378 vs. Northeastern;

368 at Liberty; and 355 at Delaware). Each of these three games ranks amongst the top 12 single game efforts in school history. No other Tribe signal caller has more than two performances in the top 12. (See 300 Club note to follow and single-game passing list on page 21).

With this sparkling stretch, Campbell has dramatically improved his QB efficiency rating from 140.66 (after the third game of the season vs. VMI) to its current season high of 162.01. The mark leads the conference and is fourth nationally.

He will enter Saturday's game with Villanova averaging 274-yds/game passing (2,191 yards), the top average in the conference. If Campbell were to retain his current pace, he will become just the fourth Tribe QB to throw for 3,000 yards in a season. If he were to accomplish this feat in the 11 game regular season, it would put him with Mike Cook (1995-98) as the College's only QBs to accomplish it in just 11 games (Cook threw for 3,028 in 1998). Cook owns the school's best single-season passing average of 275.3 yds/game, also set in 1998. Campbell needs 466 yards to break into the College's top 10 for single season passing yards (Please see complete chart on page 13).

From his first snaps as the starter at the beginning of last season, Campbell has displayed the decision-making prowess of a four-year starter at the controls of the College's offense. Certainly, this season is no different, as he is completing better than 63% of his attempts (146 of 231) and has only one interception. In fact, by completing over 69% of his attempts vs. Towson, Campbell has now has completed better than 50% of his attempts in all but one of his 18 career starts (vs. UNH, when he connected on 11 of his 23 attempts). For his career, Campbell has a completion percentage of .636, which ranks him second all-time at the College (trailing only Shawn Knight's career mark of .655).

But, don't mistake Campbell's high completion percentage for the fact that he is making a living by throwing five and six yard passes, as he is averaging an impressive 9.56 yards/attempt, a figure which ranks fifth nationally. Perhaps what is even more impressive is Campbell's average of 15.0 yds/completion, a figure that leads the conference and ranks second nationally (15.5, Dustin Long, Sam Houston State) among QBs who have completed more than 110 passes.

With just one INT in 231 attempts, Campbell's interception % of just .43 is the best in the nation (amongst QBs with more than 90 attempts), in all levels (the next closest total is Texas A&M's Reggie



The Tribe Club and the William and Mary Alumni Association are hosting pre-game tailgate parties at a number of W&M away game this season. Here is a list of tailgates where you can join fellow alumni and friends on the road in support of Tribe football.

James Madison - Nov. 13
Softball Field/Convo
10:30 a.m. - Kickoff (12 p.m.)



To register for any tailgate log on to www.wmalumni.com or call 757-221-1174. To order your game tickets call the W&M Ticket Office at 757-221-3340.

McNeil, who sports a .46 average, with just one INT in 218 attempts. Campbell's TD to INT ration of 14:1 is also the nation's best total amongst the I-AA's (Georgia's David Greene leads all levels with a 15:1 ratio). For his career, Campbell carries an impressive interception to TD ratio of nearly five to one (38 TDs/8 INT). In 13 career conference starts, Campbell has thrown just three interceptions, as compared to 26 touchdowns.

With 2,316 yards of total offense through eight games, Campbell's average of 289.5 yds/gm leads the conference and ranks ninth nationally. But, again, his average of 8.07 yds/att is the conference's top total and ranks him second nationally (amongst I-AA's with more than 200 plays on the season). If Campbell were to maintain his average of 289.5 yds/gm in total offense, it would break Cook's school record of 278.0 (also set in the 1998 season).

Campbell surpassed the 4,000-yard passing barrier for his career (in just 16 games) three weeks ago (vs. URI) and currently has thrown for 4,697 yards, a figure that is good for sixth-place on the Tribe's all-time career charts (see complete listings on page 13). His 5,154 yards of total offense (an average of 286.3 yards/start) ranks him seventh overall on the Tribe's all-time listing in the category, just 232 yards from sixth place (again, please see the complete chart on page 13).

In his 18 career starts, Campbell has accounted for at least one TD (either pass or run) on 17 occasions (his only miss coming in the deluge at New Hampshire).

Overall, he has accounted for 44 total career touchdowns (38 passing, six rushing), an average of better than two per outing.

300 Club: If Lang Campbell should throw for 300 yards, or more, in any of the three remaining regular season games, he will set the school's single season record for 300 yard games at five. Two weeks ago, at third-ranked Delaware, Campbell ripped the Blue Hen defense for 355 yards (and four scores), marking his fourth game with 300-plus yards in eight starts on the year.

Currently, Campbell is tied with former Tribe all-time great signal callers, Mike Cook (1998), Chris Hakel (1991) and Stan Yagiello (1985) who each turned in four afternoons of 300-plus passing yards in a single season.

Very Offensive: With Campbell at the controls, the College is averaging 33.0 points and 406.1 total yards a contest through eight games. Over his 18 career starts, the Tribe is averaging better than 30 points and 393.4 yards of total offense a game.

Did You Know? III: That Lang Campbell's given name is Samuel Langdon Campbell. He goes by his middle name, as does his maternal grandfather, whom he is named after.

Off the Charts: By bringing in seven spirals for 122 yards and a pair of touchdowns vs. Towson, senior wide out Dominique Thompson continues to stay off the charts with the amount of production he is providing for the Tribe offense and is raising a strong case to be considered for national honors. He started the scoring for the College on Saturday by running past the Tigers' attempt to double cover him and hauled in a perfectly thrown 46-yard TD pass on the Tribe's first play from scrimmage.

This performance counts as his fourth 100-yard plus effort in the last five games and moved his season total to 1,006 yards (on just 45 catches, an average of 22.4 yds/catch). He is just the sixth player to break the 1,000-yard barrier on a season and the first to do it in just eight games (the previous best was nine games by Rich Musinski in 2001; which he ended with a school record 1393 yards in 12 games). His nine touchdown receptions on the season is already the top single season total since Musinski brought in nine in 11 games in 2002. The single-season record for receiving TDs is 15, set by Vito Ragazzo in the 1947 season.

Two weeks ago, Thompson had a

school-record 244 receiving yard afternoon vs. Delaware. His four touchdown-effort, on just six receptions, vs. the Blue Hens ranks as a performance unrivaled in the College's 100-plus year football history. The scintillating effort included scoring plays of 87 (also a school record), 64, 62 and 10 yards. Most of his damage came in the first quarter, as he rang the Delaware defense up or 159 yards and three scores. The afternoon, which was his second 200-yard outing in the last four games, earned Thompson the league's Offensive Player of the Week, as well as national honors from ESPN/USA Today, who named him its I-AA National Offensive Player of the Week. He was also tabbed as Weekly All-Star by the web site I-AA.org.

The following is a point-by-point rundown of what Thompson accomplished during the game vs. Delaware:

- Set school record for receiving yards (244, old record was 240 set by Dave Conklin vs. VMI in 1997, on nine receptions).
- Four TDs ties school record for single-game TD receptions (most recently set by Corey Ludwig in 1993 vs. Maine).
- His one-game average of 40.7 yds/catch establishes school's single game record (among players with more than five catches). He was just off the NCAA's single-game record of 44.6, set by former NFL standout John Taylor while he was at Delaware State in 1985 (vs. Division II St. Paul's, 9/21/85).
- The 159 first quarter yards is a school record.
- His 87-yard TD reception ties the school's 43-year old record for longest pass play, first set by current NFL coach Dan Henning, who connected with Tom Scott vs. Navy in 1961.
- Also set the College's record for pass plays of 60 or more yards in a game (three).
- His 244 yards ranks as the eighth-best, single-game performance in A10 history and is the fourth-best effort in a game between two league teams.

The following is what Thompson has accomplished so far this season, and what could be just ahead:

- Only Tribe player to record two 200-plus yard games in a career (much less a single season, or four game span).
- His last five games include three performances in the Tribe's top 20 single-game records (157 vs. NE, 18th; 221 at Liberty, 4th; and 244 at Delaware, 1st). By comparison, Rich Musinski has only four games in the top 20 out of his 46 career starts (to Thompson's nine).

SPORTS NETWORK TOP 25 Nov. 1

<u>Team (1st place votes)</u>	<u>2004 Record</u>	<u>LW</u>
1. Southern Illinois (79)	8-1	1
2. Georgia Southern (28)	8-1	2
3. Furman	6-2	6
4. Sam Houston State	7-1	8
5. Western Kentucky	6-2	7
6. Delaware	6-2	3
7. James Madison (1)	7-1	9
8. New Hampshire	6-2	10
9. Lehigh	7-1	12
10. Montana	6-2	4
11. Cal Poly	7-1	5
12. Wofford	6-2	11
13. William and Mary	6-2	16
14. Hampton	7-1	14
15. Jacksonville State	6-1	20
16. Harvard Crimson	7-0	21
17. Montanta State	6-2	24
18. Stephen F. Austin	5-3	13
19. Villanova	6-3	23
20. Pennsylvania	6-1	22
21. Eastern Washington	6-3	25
22. Northwestern State	5-3	15
23. UC Davis	6-2	NR
24. Colgate	5-3	18
25. Alabama State	6-1	NR

ESPN/USA TODAY Top 25 Nov. 1

<u>Team (1st place votes)</u>	<u>2004 Record</u>	<u>LW</u>
1. Southern Illinois (32)	8-1	1
2. Georgia Southern (9)	8-1	2
3. Furman	6-2	6
4. Sam Houston State	7-1	7
5. Western Kentucky	6-2	8
6. Delaware	6-2	3
7. James Madison	7-1	9
8. New Hampshire	6-2	10
9. Montana	6-2	4
10. Wofford	6-2	11
11. Cal Poly	7-1	5
12. Lehigh	7-1	13
13. William and Mary	6-2	15
14. Hampton	7-1	14
15. Harvard	7-0	20
16. Jacksonville State	6-1	21
16. Stephen F. Austin	5-3	12
18. Montana State	6-2	23
19. Pennsylvania	6-1	22
20. Villanova	6-3	24
21. Eastern Washington	6-3	25
22. Northwestern State	5-2	16
23. UC Davis	6-2	NR
24. Alabama State	6-1	NR
25. Colgate	5-3	19

- With 1,006 receiving yards, he already holds the sixth position on the team's single season receiving yardage list (see complete chart on page 11). He has broken the 1,000-yard barrier quicker than any player in school history (eight games). The former record was nine games, set by Rich Musinski in 2001.
- His average of 125.8 yds/game ranks fourth nationally and is second in the A10.
- If Thompson were able to maintain his current average of 125.8 yds/game he will shatter Musinski's school record single-season average of 116.1 set in 2001.
- His average of 22.4 yds/catch currently ranks second nationally among players with more than 25 receptions (Morgan State's Kelvin Dickens currently leads the nation with an average of 23.5 yds/catch).
- Has four scoring plays of 60-plus yards (87, 77, 64 and 62) on the season.
- 38 of his 45 receptions on the season have resulted in first downs for the Tribe.

More on Thompson: In the Tribe's win over Liberty (10/9), Thompson established a career high in receptions with 10. His 10 catches is made more impressive by the fact that only THREE Tribe players have recorded 10, or more, receptions in the last 10 years in Laycock's diverse, spread the field, offense. For example, the top four receivers in school history (in terms of catches) combined for just a TOTAL of three 10-plus-reception afternoons (Rich Musinski, two; Dave Conklin, one).

As an added bonus, Thompson also lends his speed and elusiveness to the kick return squad and has racked up 241 yards over 14 returns. Thompson is averaging a league best 155.5 all-purpose yards a game and ranks 12th nationally, while his 5.62 catches/game stands as the fifth highest per game total in the conference.

Big Numbers: Speaking of the Tribe's offense, the passing game was not the only facet of the Tribe's attack in high gear against the Tigers as the ground game, led by senior tailback Jon Smith, churned out a season best 280 yards on 47 attempts. This led to a team-season best 585 yards of total offense. Campbell, and the entire offensive unit, only seems to only get more and more efficient and dangerous as the season is wearing on.

The following are just some of highlights of what the Tribe's attack has accomplished this season:

- The College has now scored 31, or more, points in six of the eight games on the season (only exception being a 9-7 rain-

soaked win at New Hampshire and the 28 point effort vs. No. 3 Delaware last Saturday). It's average of 33.0 pts/game ranks it second in the league and 19th in the nation.

- Fashioned 26 scoring drives of 60 yards or more (out of 45 total). (See a complete listing on page 19).
- Has thrown for more yards than all eight opponents on the season and has been out rushed by only three (UNC, URI and Delaware).
- Turned the ball over only five times (four fumbles, one interception). The only other turnover for the College on the season came on a muffed punt. Currently, the College is second in the conference and 16th nationally in turnover margin with a +.88/game average.
- By scoring at least once in all four quarters vs. Towson, William and Mary has now fashioned at least one scoring drive in 23 of the 28 total quarters on the season.
- Its average of 284.4 passing yards/game ranks third in the conference and seventh nationally.
- Run for 17 TDs in eight games, a total which eclipses the squad's 10-game total of a season ago (nine).
- Is averaging 406.1 yds/game in total offense, a mark that ranks fourth in the conference and 22nd nationally.

Running Hard: A resurgent Tribe running attack spearheaded last week's victory at Towson University. The Tigers came into the game with the third ranked defense in the Atlantic 10. Jon Smith led the charge with 113 yards on just 16 carries, which vaulted him into the all time top 10 career rushing list for the College. This was also the first time a Tribe player to have covered break the 100-yard rushing barrier this season. He now has 2,171 career rushing yards, a figure which places him in a tie for ninth place on the all time list (See complete listing on page 13).

Smith, along with Elijah Brooks (93 yards) and Tony Viola (53 yards) topped a number of previous season bests on the day. They accounted for most of the rushing attack that traversed 280 total yards, more than double the previous season high of 130 yards (vs. VMI, 9/25). Smith (26 yards) and Viola (35 yards) each had runs that surpassed the previous season-long rush from scrimmage. Smith and Brooks also both topped the previous individual game high rushing total of 63 yards by Smith against the University of New Hampshire.

The ground attack seems to be rounding into form at the right time, as the league's premier run-stoppers are on the


schedule in the next two weeks (Villanova currently is second, allowing 98.1 yds/game, while James Madison is the tops in the conference with a paltry per game average of just 77.1).

Back on Top: After falling out of the national lead for one week, junior place kicker Greg Kuehn returned to his perch as the nation's leading place kicker by hitting true on two of his three field goal attempts vs. Towson. The evening's efforts moved his per game average to 1.63, which ties him with Hampton's Andrew Paterini for the top figure in the nation. He has now been successful on 13 of his 17 attempts (.765) on the year and has not missed in 31 extra point attempts. His 13 made field goals ties him for the national lead, as well.

Kuehn has recorded three field goals in one game on three separate occasions this season and a total of six times in his career. Kuehn currently has 40 career FGs (on 56 attempts, .714 conversion), a total that is the fourth-best in Tribe history and the sixth-best career total in the Atlantic 10 (see chart on page 13).

Kuehn's average of 8.8 points/game is tied for the conference lead among kickers (with Hofstra's Chris Onorato) and ranks 13th nationally amongst all players.

When he was true on his first attempt on the evening vs. Towson (a 32-yarder), he extended his streak of makes from in-



Senior Dominique Thompson scores one of four TDs at UD Oct. 23. Thompson is the just the sixth W&M receiver to eclipse the 1,000-yard mark in a season and is tied for 10th on the school's career list for 100-yard receiving games (4), all of which have come this season.

side the 40-yard line to 14 (dating back to last season). Kuehn has misfired only a total of five times in 36 career tries from inside the 40 (.859).

Kuehn has already earned the Atlantic 10's Special Team's Player of the Week honors on two occasions this season. His first honor came when he provided all the points in the Tribe's 9-7 upset at then 10th-ranked New Hampshire. He was recognized again, for his efforts against Northeastern, when he was no less valuable, and possibly even a little more clutch, as accounted for 12 points on three field goals and three extra points. His final field goal of that afternoon came on a 28-yard effort in overtime and sealed the 38-35 win for the College.

Kuehn has put himself in the Tribe's record books this season, as he has been true on all 31 of his extra point attempts. Against VMI, his first attempt marked the 51st-straight conversion, breaking former All-American Brett Sterba's school-record of 50, set between the 1999 and 2000 seasons. Kuehn has now booted 76 consecutive extra points and has not missed a point after since the 2002 season (vs. NE). For his career, Kuehn has converted 99 of his 100 XPT attempts (.991).

The College's success in the kicking game has been well documented over the seasons, as a Tribe place kicker has been named to the all-conference team in each of the last seven years. Kuehn has earned the honor each of the past two years and seems to be on track for a third in 2004.

The Tribe's school record for career field goals is held by current NFL stand-out, Steve Christie, who hammered out 57 career three-pointers. Two-time all-conference performer, Brian Shallcross is second with 48 treys, while Sterba sits in third with 46. Shallcross and Sterba currently hold the first and second positions on the A10's career field goal chart, respectively (See page 13 for the chart).

With at least three games remaining in his junior season, Kuehn seems on track to make a run at Christie's career mark, as he'll enter Saturday's game averaging better than one FG/start (40 FGs in 28 career games). For perspective's sake, Christie and Shallcross entered their senior seasons with 36 and 33 field goals, respectively.

Three and out: One of the keys to the Tribe's success Saturday against Towson was the defense's ability to come up with stops on third down. The Tigers managed only three first downs in the entire game, which matched the fewest W&M has allowed in a game this season (VMI, Liberty), in 14 attempts (21.4%).

In a direct correlation, the College

held the ball for nearly 36 minutes (35:59, a season-high) Saturday and came away with a 41-16 win. Not surprisingly, if you take a look at the Tribe's game-by-game success on preventing third-down conversions, it's directly related to W&M's success in the win column.

The only two teams to defeat the Tribe this season (North Carolina, Delaware) both had a considerably higher than 50% success rate on third down, while each of the teams W&M has defeated were held below 50%, with the exception being Northeastern, which managed an exact 50% rate (8-for-16). In the Tribe's two losses, their opponents had a 66.6% (20-for-30) success clip on third down, while the six teams the College has defeated have managed only a 30.9% (29-for-94) success rate.

A closer look at the defense's success on third-down conversions, related to wins:

The Wins

- UNH, 5-for-16 (31.3%). W&M, 9-7.
- VMI, 3-for-17 (17.6%). W&M, 42-6.
- NU, 8-for-16 (50.0%). W&M, 38-35.
- LU, 3-for-15 (20.0%). W&M, 37-17.
- URI, 7-for-16 (43.8%). W&M, 31-24.
- TU, 3-for-14 (21.4%). W&M, 41-16.

Overall - 29-for-94 (30.9%).

The Losses

- UNC, 10-for-12 (83.3%). UNC, 49-38.
- UD, 10-for-18 (55.6%). UD, 31-28.

Overall - 20-for-30 (66.6%).

That's more like it: In Saturday's win over Towson, the defense intercepted Tigers' quarterback Anthony Goldbeck twice, its first two forced turnovers since the Liberty game.

Junior linebacker **Chris Ndubueze** recorded his first career interception in the second quarter, halting a streak of nine consecutive quarters without a caused turnover. The previous turnover came in the fourth quarter at Liberty on Oct. 9, when junior safety **James Miller** intercepted a pass against the Flames and returned it 70 yards.

Junior **John Shaw** came up with the second pick Saturday in the fourth quarter, his first of the season.

Cashing In: While on the topic of caused turnovers, after Ndubueze's interception, W&M went 65 yards on 12 plays and junior Greg Kuehn kicked a 32-yard field goal to give the Tribe a 24-3 lead heading into halftime. It marked the 10th time this season that the College scored directly off a forced turnover. More importantly, the Tribe has taken it to the house on eight of

those 10 occasions. (See scoring drives chart on page 22.)

Holding his own: Filling in for injured starting middle linebacker Travis McLaurin the last three weeks, junior **Thad Wheeler** has stepped in and filled the void nicely.

In the win over URI on Oct. 16, Wheeler entered the game in the first quarter and went on to record a career-high 16 tackles against the Rams. Before that game, Wheeler had made just seven total stops on the season.

Wheeler made his first career start on Oct. 23 against Delaware and tallied nine total tackles, including one for a loss. Perhaps his biggest stop came early in the third quarter, as the Blue Hens ran an option play to the right on fourth-and-goal from the 1-yard line, when Wheeler stayed with UD quarterback Sonny Riccio and stopped him, along with William Turner and Chris Ndubueze, short of the goal line, turning the ball over to W&M on downs.

Saturday, Wheeler started his second straight game and was second on the team with nine total tackles, including one for a loss. He also added one pass break-up against the Tigers.

Wright on: Sophomore defensive end **Josh Wright** has continued to play strong on the defensive line for the Tribe in his first season a starter. He assumed the starting role in the Sept. 18th victory at then 10th-ranked New Hampshire and hasn't looked back since.

He earned Quarterback Club Defensive Player of the Week honors for his effort at Towson, in which he made five total tackles, three solo, including a team-high two for a loss.

Wright recorded a career-high 10 total tackles in the loss to Delaware on Oct. 23, which included seven solo stops. That performance came on the heels of a seven-tackle effort in the win over Rhode Island on Oct. 16.

He leads all defensive linemen with 35 total tackles and has 6.5 TFLs, one sack and four quarterback hurries to his credit.

THE TRIBE IN 2004

Overall: 6-2

At home: 3-0

Away:.....3-2

On grass:4-2

On turf:2-0

A-10 overall:4-1

A-10 home:2-0

A-10 road:2-1

By Month:

September:2-1

October:4-1

November:0-0

When scoring first.....4-2

When opponent scores first.....2-0

When scoring 20+ points5-2

When scoring less than 20 points.....1-0

When leading at half4-1

When trailing at half1-1

When tied at half1-0

When leading after 3 qtrs5-1

When trailing after 3 qtrs1-1

When tied after 3 qtrs.....0-0

When out-passing opponent.....6-2

When out-rushing opponent.....4-0

When out-gaining opp. (total off.)5-0

With 35+ passing attempts2-1

With less than 35 passing attempts ...4-1

With 30+ rushing attempts6-1

With less than 30 rush attempts0-1

When leading TOP5-1

When trailing TOP1-1

With an individual 100-yd rusher1-0

With an individual 200-yd passer3-2

With an individual 100-yd receiver ..3-2

With opponent 100-yd rusher1-1

With opponent 200-yd passer2-2

With opponent 100-yd receiver.....1-1

When leading turnover ratio3-1

When trailing turnover ratio.....1-1

W&M SINGLE SEASON RECORD WATCH

Receiving Yards in a season

1.	1,393	Rich Musinski	2001
2.	1,180	Mark Compner	1990
3.	1,240	Rich Musinski	2002
4.	1,110	Ron Gillam	1985
5.	1,096	Josh Whipple	1996
6.	1,006	Dominique Thompson	2004
7.	950	Corey Ludwig	1993
8.	930	Mike Sutton	1983
9.	925	David Conklin	1998
10.	911	Kurt Wrigley	1982

Receptions in a season

1.	73	Michael Clemons	1986
2.	70	Michael Clemons	1985
3.	69	Ron Gillam	1985
	69	Glen Bodnar	1984
5.	67	Chuck Albertson	1966
6.	66	Mike Sutton	1983
7.	65	Josh Whipple	1996
8.	64	Mark Compner	1990
9.	63	Rich Musinski	2003
10.	61	George Pearce	1965
	61	David Conklin	1998

(Thompson 2004 - 45)

Passing Yards in a season

1.	3,414	Chris Hakel	1990
2.	3,166	Mike Cook	1996
3.	3,028	Mike Cook	1998
4.	2,974	Chris Hakel	1991
5.	2,962	Stan Yagiello	1985
6.	2,808	Dave Corley, Jr.	2001
7.	2,801	Stan Yagiello	1984
8.	2,674	Dave Corley, Jr.	2002
9.	2,609	Ken Lambiotte	1986
10.	2,565	Dave Corley, Jr.	2000

(Lang Campbell 2004 - 2,191)

Total Offense in a season

1.	3,466	Chris Hakel	1990
2.	3,159	Mike Cook	1996
3.	3,143	Dave Corley, Jr.	2001
4.	3,057	Mike Cook	1998
5.	3,013	Stan Yagiello	1985
6.	2,950	Chris Hael	1991
7.	2,939	Dave Corley, Jr.	2000
8.	2,774	Dave Corley, Jr.	2002
9.	2,730	Stan Yagiello	1984
10.	2,596	Lang Campbell	2003

(Campbell 2004 - 2,316)

Passes Completed in a season

1.	261	Stan Yagiello	1984
2.	246	Mike Cook	1998
3.	245	Chris Hakel	1990
4.	240	Stan Yagiello	1985
5.	233	Ken Lambiotte	1986
6.	232	Chris Hakel	1991
7.	210	Mike Cook	1996
8.	200	Dave Corley, Jr.	2002
9.	199	Dave Murphy	1983
10.	186	Chris Garrity	1981

(Campbell 2004 - 146)

TD Passes in a season

1.	26	Mike Cook	1998
	26	Mike Cook	1996
3.	23	Kenny Lambiotte	1986
	23	Stan Yagiello	1985
5.	22	Shawn Knight	1993
	22	Chris Hakel	1990
	22	Lang Campbell	2003
8.	21	Dave Corley, Jr.	2002
	21	Dave Corley, Jr.	2001
10.	18	Dave Corley, Jr.	1999
	18	Chris Hakel	1991
	18	Buddy Lex	1949

(Campbell 2004 - 14)

CAMPBELL/SMITH/KUEHN CAREER WATCH

W&M Career Passing Yards

1.	9,805	Dave Corley, Jr.	1999-02
2.	8,249	Stan Yagiello	1981-85
3.	7,295	Mike Cook	1995-98
4.	7,025	Chris Hakel	1988-91
5.	5,705	Shawn Knight	1991-94
6.	4,697	Lang Campbell	2001-
7.	4,536	Chris Garrity	1979-81
8.	4,019	Tom Rozantz	1975-78
9.	3,361	Dan Darragh	1965-67
10.	3,087	Dave Murphy	1980-83

W&M Career Total Offense Yards

1.	10,948	Dave Corley, Jr.	1999-02
2.	8,168	Stan Yagiello	1981-85
3.	7,245	Mike Cook	1995-98
4.	7,058	Chris Hakel	1988-91
5.	6,408	Shawn Knight	1991-94
6.	5,385	Tom Rozantz	1975-78
7.	5,154	Lang Campbell	2001-
8.	4,589	Bill Deery	1972-74
9.	4,320	Chris Garrity	1979-81
10.	3,749	Derek Fitzgerald	1992-95

W&M Career Passing Touchdowns

1.	73	Dave Corley, Jr.	1999-02
2.	62	Mike Cook	1995-98
3.	51	Stan Yagiello	1982-85
4.	46	Shawn Knight	1991-94
5.	43	Chris Hakel	1988-91
6.	38	Lang Campbell	2001-
7.	36	Buddy Lex	1946-49
8.	30	Dan Darragh	1965-67
9.	27	Chris Garrity	1979-81
10.	25	John Brosnahan	1985-88

W&M Career Rushing Yards

1.	3,744	Derek Fitzgerald	1992-95
2.	3,543	Robert Green	1988-90
3.	2,949	Troy Keen	1992-95
4.	2,750	Alvin Porch	1994-97
5.	2,534	Tyrone Shelton	1987-90
6.	2,404	Jim Kruiis	1975-77
7.	2,401	Bill Deery	1972-74
8.	2,216	Hameen Ali, III	1997-00
9.	2,171	Jon Smith	2001-
	2,171	Phil Mosser	1970-71
10.	2,135	Michael Clemons	1983-86

Atlantic 10 Career Field Goals

1.	48	Brian Shallcross, W&M	1994-97
2.	46	Brett Sterba, W&M	1997-00
	46	Chris Onorato, HU	2001-
4.	44	Brandon Hanes, NU	1994-97
5.	41	Rob Courter, UR	1987-90
6.	40	Greg Kuehn, W&M	2002-
7.	39	John Coursey, JMU	1993-96
8.	38	Casey Hannon, VU	1998-01
	38	Matt Walker, URI	1995-98
10.	36	Domingo Carlos, UC	1981-83



William and Mary Football ALPHABETICAL ROSTER

No.	Name	Cl.	Pos.	Ht.	Wt.	High School	Hometown
36	Allen, Kevin	Fr.	DB	6-3	187	Highland Springs	Richmond, VA
64	Bowles, Jason	RF	DL	6-3	240	Phoebus	Hampton, VA
40	Bratton, Adam	Jr.	TE	6-4	250	Montoursville	Montoursville, PA
9	Brooks, Elijah	So.	TB	5-9	205	DeMatha	Largo, MD
42	Brown, Jerrett	Fr.	DB	6-0	185	Hopewell	Hopewell, VA
84	Burrow, Brandon	RF	DB	5-9	175	Colonial Heights	Colonial Heights, VA
12	Campbell, Lang	Sr.	QB	6-3	205	Handley	Winchester, VA
22	Cason, Stephen	Jr.	DB	6-0	202	James River	Richmond, VA
67	Cochran, Brent	RF	OL	6-4	280	South Lakes	Reston, VA
32	Coley, Delmus	So.	RB	5-9	195	Floyd Kellam	Virginia Beach, VA
37	Cox, Derek	Fr.	WR/DB	6-1	165	J.H. Rose	Winterville, NC
41	Cramer, Alex	RF	DB	5-11	180	Frank W. Cox	Virginia Beach, VA
15	Davis, Corey	So.	WR	6-1	190	Deep Creek	Chesapeake, VA
81	Ely, Mark	RF	WR	5-11	180	Unionville	Kennett Square, PA
43	Faha, Chris	Jr.	FB	6-2	210	Good Counsel	Silver Springs, MD
62	Falbo, Graham	RF	OL	6-0	240	Westfield	Centreville, VA
79	Grant, Michael	Fr.	OL/DL	6-5	270	Notre Dame	Wrightstown, NJ
75	Grenz, Michael	Jr.	OL	6-3	282	Wayne Hills	Wayne, NJ
95	Griffin, Jr., Jerome	Jr.	DL	6-3	240	Crestwood	Sumter, SC
76	Haley, Michael	Fr.	OL/DL	6-1	240	Great Bridge	Chesapeake, VA
51	Harrell, Wade	Sr.	DL	6-3	240	Smithfield	Smithfield, VA
53	Hiteshaw, Luke	Fr.	OL/DL	6-1	265	Mount St. Joseph	Baltimore, MD
28	Holmes, DeBrian	Fr.	RB	5-10	180	Woodside	Fort Eustis, VA
88	Holston, Nathan	So.	WR	6-0	190	Monacan	Richmond, VA
48	Horvath, Ryan	RF	FB	6-1	220	Midlothian	Midlothian, VA
80	Houff, David	Fr.	RB/LB	6-1	195	Blacksburg	Blacksburg, VA
17	Jackson, Paris	RF	WR	6-1	200	Westfield	Centreville, VA
92	Jones, Ryan	RF	DL	6-3	240	Blacksburg	Blacksburg, VA
96	Kelly, Justin	Sr.	DL	6-2	260	Lafayette	Williamsburg, VA
45	Kimber, Chris	Jr.	DB	6-2	212	Watkins Mill	Gaithersburg, MD
25	Kuehn, Greg	Jr.	PK	6-3	200	Potomac Falls	Potomac Falls, VA
61	Larkins, Josh	Fr.	OL/DL	6-1	285	Toms River North	Toms River, NJ
63	Lumm, Ryan	Jr.	OL	6-3	270	Santa Margarita	Mission Viejo, CA
33	Lustig, Josh	Sr.	WR	5-9	175	Cathedral Prep	Erie, PA
86	Mack, Elliott	Fr.	WR	5-11	185	Delbarton	Irvington, NJ
66	Maddux, Mark	Fr.	DL	6-2	260	Benedictine	Midlothian, VA
16	Marianacci, Joe	Fr.	WR	6-1	180	Wyoming Area	West Pittston, PA
56	Mazur, Danny	RF	LB	6-0	217	Middleton	Middleton, WI
99	McCarthy, Mike	Sr.	DL	6-3	270	Cumberland Valley	Mechanicsburg, PA
52	McLaurin, Travis	Jr.	LB	5-11	240	Thomas McKean	Wilmington, DE
23	McLaurin, Trevor	So.	RB	5-11	225	Thomas McKean	Wilmington, DE
13	Mesi, Mike	Sr.	P	6-0	195	Monmouth Regional	Eatontown, NJ
21	Miller, James	Jr.	DB	6-1	195	Lake Taylor	Norfolk, VA
87	Mitchell, Trey	Fr.	PK	5-10	165	Radford	Radford, VA
68	Morris, Cody	So.	OL	6-4	285	Hazelton Area	Jeansville, PA
4	Muldrow, Leonard	So.	LB	5-9	180	Ocean Lakes	Virginia Beach, VA
59	Mulloy, Patrick	Jr.	OL	6-4	300	Salesianum	West Chester, PA
82	Muro, Evan	Fr.	OL/DL	6-6	235	Warwick	Newport News, VA
54	Ndubueze, Chris	Jr.	LB	6-1	237	DeMatha	Lanham, MD

No.	Name	Cl.	Pos.	Ht.	Wt.	High School	Hometown
57	Neely, Brian	So.	OL	6-4	290	Lee Davis	Mechanicsville, VA
27	Nicholas, Joe	RF	WR	6-3	205	Hazelton Area	Sugarloaf, PA
55	Nickell, Ryan	So.	LB	6-2	210	Tabb	Yorktown, VA
90	O'Brien, Eric	Fr.	DL	6-2	250	Delone Catholic	Abbottstown, PA
97	O'Connor, Adam	Jr.	DL	6-7	275	Ragsdale	Greensboro, NC
39	O'Neil, T.J.	RF	LB	6-1	220	Tabor Academy	Duxbury, MA
72	Oliver, Justin	RF	OL	6-4	295	Gettysburg	Fairfield, PA
46	Otey, Matt	RF	RB	5-11	220	Hershey	Hershey, PA
38	Page, David	RF	DB	5-9	180	Cardinal Mooney	Sarasota, FL
26	Parrott, LeVince	So.	FB	5-10	215	Lafayette	Williamsburg, VA
6	Patterson, Corey	Sr.	DB	5-11	190	New Kent	New Kent, VA
5	Patterson, Craig	Sr.	DB	5-11	202	New Kent	New Kent, VA
58	Pendleton, Larry	Jr.	DL	6-3	285	Booker T. Washington	Norfolk, VA
98	Phillips, Brett	Fr.	WR	6-2	185	Seattle Prep	Seattle, WA
18	Phillips, Jacob	Fr.	QB	6-3	195	Bath County	Warm Springs, VA
19	Pitts, Jr., John	Sr.	WR	6-3	215	East Forsyth	Kernersville, NC
10	Potts, Michael	RF	QB	6-4	215	Middletown	Middletown, DE
91	Pritchard, Blair	So.	K	5-11	209	Atlee	Mechanicsville, VA
74	Pugh, Brandon	RF	DL	6-3	225	Indian River	Chesapeake, VA
50	Reyher, Todd	Fr.	LB/RB	6-0	205	Lafayette	Williamsburg, VA
65	Ridjaneck, Matt	Jr.	OL	6-5	265	Center	Monaca, PA
24	Riley, Richard	So.	DB	6-1	175	Gaithersburg	Gaithersburg, MD
44	Rutter, Josh	Fr.	LB	6-2	210	Francis Scott Key	Union Bridge, MD
70	Shafraan, Jonathan	Fr.	OL/DL	6-3	270	Langley	Great Falls, VA
35	Shaw, Jonathan	Jr.	DB	6-0	190	Lake Brantley	Altamonte Springs, FL
47	Shepherd, Marcus	RF	LB	5-11	200	Parkdale	Landover, MD
60	Skibinski, Ryan	Fr.	OL/DL	6-1	250	Jefferson Forest	Lynchburg, VA
31	Slye, Cedric	So.	DB	5-10	182	St. John's	Washington, D.C.
2	Smith, Jon	Sr.	RB	6-1	220	Country Day	Cincinnati, OH
98	Spencer, Christopher	Fr.	DB	5-7	155	Mt. Vernon	Alexandria, VA
71	Stewart, Brad	RF	OL	6-3	280	Bethel Park	Bethel Park, PA
29	Stout, Zachary	So.	DB	5-10	185	Lee Davis	Mechanicsville, VA
14	Taylor, Christian	So.	QB	6-4	210	Grafton	Yorktown, VA
11	Taylor, John	So.	WR	6-3	210	St. Albans	Washington, D.C.
49	Thomas, Jeff	Fr.	LB/RB	6-1	225	Lee Davis	Mechanicsville, VA
3	Thompson, Dominique	Sr.	WR	6-1	190	Riverside	Durham, NC
89	Tomon, Cody	Fr.	WR	6-0	185	St. Ignatius	Bricksville, OH
85	Trinkle, Matt	So.	TE	6-5	249	Allentown C. Catholic	Whitehall, PA
83	Troester, Jordan	So.	TE	6-3	225	New Kent	Providence Forge, VA
69	Turner, William	RF	LB	6-1	220	Franklin County	Wirtz, VA
30	Viola, Tony	RF	RB	6-1	230	Stonewall Jackson	Broadway, VA
93	Watson, Jonas	Jr.	DL	6-2	240	Bethel	Hampton, VA
34	Wheeler, Thad	Jr.	LB	6-1	215	Sequoyah	Canton, GA
8	Wheeling, Alan	So.	DB	5-9	170	Pulaski County	Dublin, VA
77	Williamson, Brian	So.	DL	6-4	240	Whiteville	Nakina, NC
78	Witham, Matthew	Sr.	OL	6-6	330	Tatnall School	Newark, DE
94	Wright, Josh	So.	DL	6-2	235	Amherst County	Madison Heights, VA

William and Mary Pronunciation Guide

Chris Faha - FAY	Mike Mesi - ME-see	Jordan Troester - TRO-ster
Greg Kuehn - KEEN	Chris Ndubueze - N-do-bwee-zee	Tony Viola - VEE-ola
Joe Marianacci - mary-uh-notch-ee	Matt Otey - Odie	Matthew Witham - WITH-um
Danny Mazur - MAH-zer	Cody Tomon - TAH-mon	

WILLIAM AND MARY FOOTBALL NUMERICAL ROSTER

2	Smith, John.....	RB	37	Cox, Derek.....	WR/DB	70	Shafran, Jonathan.....	OL/DL
3	Thompson, Dominique.....	WR	38	Page, David.....	DB	71	Stewart, Brad.....	OL
4	Muldrow, Leonard.....	LB	39	O'Neill, T.J.....	LB	72	Oliver, Justin.....	OL
5	Patterson, Craig.....	DB	40	Bratton, Adam.....	TE	74	Pugh, Brandon.....	DL
6	Patterson, Cory.....	DB	41	Cramer, Alex.....	DB	75	Grenz, Michael.....	OL
8	Wheeling, Alan.....	DB	42	Brown, Jerrett.....	DB	76	Haley, Michael.....	OL/DL
9	Brooks, Elijah.....	RB	43	Faha, Chris.....	FB	77	Williamson, Brian.....	DL
10	Potts, Michael.....	QB	44	Rutter, Josh.....	LB	78	Witham, Matthew.....	OL
11	Taylor, John.....	WR	45	Kimber, Chris.....	DB	79	Grant, Michael.....	OL
12	Campbell, Lang.....	QB	46	Otey, Matt.....	RB	80	Houff, David.....	RB/LB
13	Mesi, Mike.....	P	47	Shepherd, Marcus.....	LB	81	Ely, Mark.....	WR
14	Taylor, Christian.....	QB	48	Horvath, Ryan.....	FB	82	Muro, Evan.....	OL/DL
15	Davis, Corey.....	WR	49	Thomas, Jeff.....	LB/RB	83	Troester, Jordan.....	TE
16	Marianacci, Joe.....	WR	50	Reyher, Todd.....	LB	84	Burrow, Brandon.....	DB
17	Jackson, Paris.....	WR	51	Harrell, Wade.....	DL	85	Trinkle, Matt.....	TE
18	Phillips, Jacob.....	QB	52	McLaurin, Travis.....	LB	86	Mack, Elliott.....	WR
19	Pitts, John.....	WR	53	Hiteshew, Luke.....	OL	87	Mitchell, Trey.....	PK
21	Miller, James.....	DB	54	Ndubueze, Chris.....	LB	88	Holston, Nathan.....	WR
22	Cason, Stephen.....	DB	55	Nickell, Ryan.....	LB	89	Tomon, Cody.....	WR
23	McLaurin, Trevor.....	RB	56	Mazur, Danny.....	LB	90	O'Brien, Eric.....	DL
24	Riley, Richard.....	DB	57	Neely, Brian.....	OL	91	Pritchard, Blair.....	K
25	Kuehn, Greg.....	PK	58	Pendleton, Larry.....	DL	92	Jones, Ryan.....	DL
26	Parrott, LeVince.....	FB	59	Mulloy, Patrick.....	OL	93	Watson, Jonas.....	DL
27	Nicholas, Joe.....	WR	60	Skibinski, Ryan.....	OL/DL	94	Wright, Josh.....	DL
28	Holmes, DeBrian.....	RB	61	Larkins, Josh.....	DL	95	Griffin, Jerome.....	DL
29	Stout, Zachary.....	DB	62	Falbo, Graham.....	OL	96	Kelly, Justin.....	DL
30	Viola, Tony.....	RB	63	Lumm, Ryan.....	OL	97	O'Connor, Adam.....	DL
31	Slye, Cedric.....	DB	64	Bowles, Jason.....	DL	98	Spence, Christopher.....	DB
32	Coley, Delmus.....	RB	65	Ridjaneck, Matt.....	OL	98a	Phillips, Brett.....	WR
33	Lustig, Josh.....	WR	66	Maddux, Mark.....	DL	99	McCarthy, Mike.....	DL
34	Wheeler, Thad.....	LB	67	Cochran, Brent.....	OL			
35	Shaw, Jonathan.....	DB	68	Morris, Cody.....	OL			
36	Allen, Kevin.....	DB	69	Turner, William.....	LB			

WILLIAM AND MARY FOOTBALL 2004 GAME-BY-GAME STARTERS

	UNC	UNH	VMI	Northeastern	Liberty	URI	Delaware	Towson	Villanova	IMU	Richmond
QB	Campbell	Campbell	Campbell	Campbell	Campbell	Campbell	Campbell	Campbell			
FB	Smith	Smith	Smith	Smith	Smith	Smith	Smith	Smith			
TB	Trinkle*	Nicholas^	Nicholas^	Nicholas^	Nicholas^	Bratton*	Pitts^	Pitts^			
WR	Lustig	Lustig	Pitts	Pitts	Pitts	Nicholas	Nicholas	Nicholas			
WR	Thompson	Thompson	Thompson	Thompson	Thompson	Thompson	Thompson	Thompson			
TE	Bratton	Bratton	Bratton	Bratton	Trinkle	Trinkle	Trinkle	Trinkle			
LT	Witham	Witham	Witham	Witham	Witham	Witham	Witham	Witham			
LG	Lumm	Lumm	Lumm	Lumm	Lumm	Lumm	Lumm	Lumm			
C	Mulloy	Mulloy	Mulloy	Mulloy	Mulloy	Mulloy	Mulloy	Mulloy			
RG	Morris	Morris	Morris	Morris	Morris	Morris	Morris	Morris			
RT	Grenz	Grenz	Grenz	Grenz	Grenz	Grenz	Grenz	Grenz			
DE	Watson	Wright	Wright	Wright	Wright	Wright	Wright	Wright			
DE	O'Connor	O'Connor	O'Connor	O'Connor	O'Connor	O'Connor	O'Connor	O'Connor			
DT	McCarthy	McCarthy	McCarthy	McCarthy	McCarthy	McCarthy	McCarthy	McCarthy			
DT	Kelly	Pendleton	Pendleton	Pendleton	Kelly	Kelly	Pendleton	Kelly			
LB	Ndubueze	Ndubueze	Ndubueze	Ndubueze	Ndubueze	Ndubueze	Ndubueze	Ndubueze			
LB	McLaurin	McLaurin	McLaurin	McLaurin	McLaurin	McLaurin	Wheeler	Wheeler			
LB	Nickell	Nickell	Nickell	Nickell	Nickell	Nickell	Nickell	Nickell			
S	Shaw	Shaw	Shaw	Shaw	Shaw	Shaw	Shaw	Shaw			
S	Miller	Miller	Miller	Miller	Miller	Miller	Miller	Miller			
CB	Wheeling	Wheeling	Wheeling	Wheeling	Wheeling	Wheeling	Cason	Cason			
CB	Riley	Riley	Riley	Riley	Cason	Riley	Riley	Riley			

*Started with two tight ends and no FB. ^Started with 3 receivers and no FB.

THE LAST TIME IT HAPPENED...

TEAM

Shut out an opponent 34-0, at VMI, 9/8/01
 Was shut out 0-14, at Delaware, 11/1/97
 Consecutive shutouts ... at NU (32-0), at UNH (39-0), 1995
 Scored 90+ points 95-0, vs. Bridgewater, 1931
 Scored 80-89 points 81-0, vs. Bridgewater, 1930
 Scored 70-79 points 77-0, vs. Bridgewater, 1932
 Scored 60-69 points 62-31, vs. VMI, 9/14/02
 Scored 50-59 points 59-21, vs. Richmond, 11/22/03
 Consecutive 50+ games ... at NU (53), vs. VU (51), 1993
 Consecutive 40+ games. vs. VMI (62), vs. Delaware (45), 2002
 Passed for 400+ yards 426, vs. NU, 10/28/00
 * **Passed for 300-399 yards 305, at Towson, 10/30/04**
 Passed for 200-299 yards 222, vs. Richmond, 11/15/03
 Rushed for 400+ yards 433, vs. Villanova, 10/23/99
 Rushed for 300-399 yards 353, at VMI, 10/23/99
 * **Rushed for 200-299 yards 280, at Towson, 10/30/04**
 Rushed/Passed for 200+ yards vs. UNH, 11/15/03
 (268 rush, 276 pass)
 Had 600+ yds of total offense 609, vs. VMI, 9/14/02
 * **Had 500-599 yds of total offense 585, at Towson, 10/30/04**
 Had two players rush for 100 yards vs. URI, 10/7/95
Had two players with 100+ rec. yds. vs. NU, 10/2/04
Held opp. under 50 rush yards 49, vs. VMI, 9/25/04
 Held opp. under 50 pass yards 44, vs. URI, 11/9/02
 Held opp. under 100 yards total off. 82, at Bucknell, 9/21/96
 Allowed 600+ yards of total off. 638, at WMU, 9/6/03
Allowed 500-599 yards total off 575, at UNC, 9/4/04
 Was held under 50 rush yards 48, at UMass, 10/11/03
 Was held under 50 pass yards 30, vs. Boston, 9/19/92
 Was held under 100 yards total offense None post 1981
Blocked a punt vs. URI, 10/16/04
 Blocked a field goal vs. Hofstra, 43-yard att., 11/1/03
 Returned a blocked punt for TD at URI, 12 yds, 9/7/96
Had a punt blocked at Delaware, 10/23/04
 Had a blocked punt returned for TD ... vs. Villanova, 11/11/00
 Returned a punt for TD at Richmond, 69 yds, 11/22/03
 Returned a kickoff for TD at NU, 96 yds, 9/16/95
 Returned an interception for TD at UR, 77 yds, 11/22/03
 Returned a fumble for TD at URI, 0 yds, 10/25/03
 Had a punt returned for TD vs. JMU, 70 yds, 10/18/03
 Had a kickoff returned for TD at URI, 93 yds, 10/25/03
 Had an int. returned for TD vs. NU, 21 yds, 10/26/96
 Had a fumble returned for TD ... vs. JMU, 46 yds, 10/11/97
 Recorded a safety at Northeastern, 10/9/97
 Surrendered a safety at Northeastern, 9/20/03
 Scored a defensive TD at Richmond, 11/22/03
 Scored a special teams TD at Richmond, 11/22/03
 Scored defensive and special teams TD at UR, 11/21/03
Won in overtime 38-35 vs. Northeastern, 10/2/04
 Lost in overtime 31-34, at JMU, 11/16/02

INDIVIDUAL

Passed for 400+ yds 426, D. Corley vs. NU, 10/28/00
Passed for 300-399 yds .. 355, L. Campbell, at UD, 10/23/04
Passed for 200-299 yds .. 268, L. Campbell, at TU, 10/30/04 *
 Passed for 6 TDs S. Knight, vs. Maine, 11/6/93
 Passed for 5 TDs None
Passed for 4 TDs L. Campbell, at Delaware, 10/23/04
Passed for 3 TDs L. Campbell, at Towson, 10/30/04 *
Passed for 2 TDs L. Campbell, vs. URI, 10/16/04
 Completed 30+ att. 30, M. Cook, vs. UNH, 10/18/98
Completed 20-29 att. 20, L. Campbell, at TU, 10/30/04 *
 QB pass/rush for 100 yds D. Corley, at VU, 11/11/00
 (247 pass, 107 rush)
QB had 2 pass / 2 rush TDs L. Campbell, at UNC, 9/4/04
 (2 pass, 2 rush)
QB had pass and rush TDs ... L. Campbell, vs. URI, 10/16/04
 (2 pass, 1 rush)
 Rushed for 200+ yds 201, A. Porch, at UConn, 10/18/97
 Rushed for 150-199 yds 198, J. Smith, at UNH, 10/19/02
Rushed for 100-149 yds 113, J. Smith at TU, 10/30/04 *
 Two players rush for 100 yards vs. URI, 10/7/95
 (Troy Keen (158) and Derek Fitzgerald (140))
Two players with 100+ receiving yds vs. NU, 10/2/04
Dominique Thompson (157) and Joe Nicholas (111)
 Had 30+ carries 32, J. Smith, at UNH, 10/19/02
Had 20-29 carries 23, J. Smith, at UNH, 9/18/04
 Rushed for 4 TDs Blocker-Bodley, vs. VMI, 10/2/93
 Rushed for 3 TDs J. Smith, vs. VMI, 9/14/02
Rushed for 2 TDs J. Smith, at Liberty, 10/9/04
Had 200+ yds rec 244, D. Thompson, at UD, 10/23/04
Had 150-199 yds rec 157, D. Thompson, vs. NU, 10/2/04
Had 100-149 yds rec. 122, D. Thompson, at TU, 10/30/04 *
Had 10+ receptions 10, D Thompson, at LU, 10/9/04
Had 4 TD receptions D. Thompson, at UD, 10/23/04
 Had 3 TD receptions R. Musinski, at Delaware, 10/4/03
Had 2 TD receptions D. Thompson, at TU, 10/30/04 *
 Ret. a KO for TD M. McCain, 96 yds, at NU, 9/16/95
 Ret. a punt for TD M. Bobo, 69 yds, at UR, 11/21/03
 Ret. a blocked punt for TD ... S. McDermott, at URI, 9/7/96
 Blocked a FG .. B. Parker, 43-yard att., vs. Hofstra, 11/1/03
Blocked a punt Cra. Patterson, vs. URI, 10/16/04
 Ret. a fumble for TD A. O'Connor, 0 yds, at URI, 10/25/03
 Ret. an INT for TD J. Miller, 77 yds, at UR, 11/21/03
 Made 4 FGs B. Sterba, vs. NU, 10/28/01
Made 3 FGs G. Kuehn, at Liberty, 10/9/04
 Kicked a 50+ FG 51, G. Kuehn, vs. UD, 9/28/02
Kicked a 40-49 FG ... 43, G. Kuehn, at Towson, 10/30/04 *
 2-point run L. Campbell, vs. Hofstra, 11/1/03
2-point reception J. Nicholas, vs. NU, 10/2/04

Bold - Occurred this season.

* Occurred last game.

2004 WILLIAM AND MARY SINGLE GAME HIGHS

INDIVIDUAL GAME HIGHS

Pass Attempts: 41, L. Campbell at UNC, Sept. 4
Pass Completions: 23, L. Campbell at UNC, Sept. 4
Passing Yards: 378, L. Campbell vs. NU, Oct. 2
Passing TDs: 4, L. Campbell at Delaware, Oct. 23
Rushing Attempts: 23, J. Smith at UNH, Sept. 18
RUSHING YARDS: 113, J. SMITH AT TOWSON, OCT. 30
Rushing TDs: 2, four times, last- J. Smith at Liberty, Oct. 9
Receptions: 10, D. Thompson at Liberty, Oct. 9
Receiving Yards: 244, D. Thompson at Delaware, Oct. 23
Receiving TDs: 4, D. Thompson at Delaware, Oct. 23
Total Offensive Yards: 400, L. Campbell at Liberty, Oct. 9
All-Purpose Yards: 296, D. Thompson at Delaware, Oct. 23
Total Points: 24, D. Thompson at Delaware, Oct. 23
Points Kicking: 13, G. Kuehn vs. LU, Oct. 9
Points Rushing: 12, four times, last - J. Smith at LU, Oct. 9
Points Receiving: 24, D. Thompson at Delaware, Oct. 23
Field Goals Made: 3, three times, last - G. Kuehn at LU, Oct. 9
Field Goals Attempted: 4, G. Kuehn vs. NU, Oct. 2
PATs Attempted: 6, G. Kuehn vs. VMI, Sept. 25
PATs Made: 6, G. Kuehn vs. VMI, Sept. 25
Punts: 7, M. Mesi at UNH, Sept. 18; at UD, Oct. 23
Punting Yards: 264, M. Mesi vs. VMI, Sept. 25
Punting Average: 44.5, M. Mesi vs. Rhode Island, Oct. 16
Punt Returns: 6, J. Shaw vs. VMI, Sept. 25
Punt Return Yards: 36, J. Shaw vs. VMI, Sept. 25
Kickoff Returns: 6, J. Lustig at UNC, Sept. 4
Kickoff Return Yards: 135, J. Lustig at UNC, Sept. 4
Kickoff Return Average: 37.0, E. Brooks at Delaware, Oct. 23
Interceptions: 2, R. Nickell vs. VMI, Sept. 25
Interception Yards: 70, J. Miller at Liberty, Oct. 9
Tackles: 16, C. Ndubueze at UNH, Sept. 18 & T. Wheeler vs. URI, Oct. 16
Solo Tackles: 10, C. Ndubueze at UNH, Sept. 18
Tackles for loss: 2.5, four times, last - R. Nickell vs. URI, Oct. 16
Sacks: 2.0, J. Watson at Liberty, Oct. 9
Pass Breakups: 3, S. Cason/A. Wheeling at Liberty, Oct. 9

TEAM GAME HIGHS

Pass Attempts: 41, at UNC, Sept. 4
Pass Completions: 23, at UNC, Sept. 4; at Towson, Oct. 30
Passing Yards: 378, vs. NU, Oct. 2
Passing TDs: 4, at Delaware, Oct. 23
Yards Per Pass: 12.3, at Liberty, Oct. 9
Rushing Attempts: 48, at UNH, Sept. 18
Rushing Yards: 280, at Towson, Oct. 30
Rushing TDs: 4, at Liberty, Oct. 9
Yards Per Rush: 6.0, at Towson, Oct. 30
Total Yards: 585, at Towson, Oct. 30
Points Scored: 42, vs. VMI, Sept. 25
Touchdowns Scored: 6, vs. VMI, Sept. 25
Field Goals Made: 3, three times, last- at Liberty, Oct. 9
Field Goals Attempted: 4, vs. NU, Oct. 2
PATs Attempted: 6, at VMI, Sept. 25
PATs Made: 6, vs. VMI, Sept. 25
Punts: 7, at UNC, Sept. 4; at UNH, Sept. 18; at UD, Oct. 23
Punting Yards: 264, vs. VMI, Sept. 25
Punting Average: 44.5, vs. URI, Oct. 16
Punt Returns: 6, vs. VMI, Sept. 25
Punt Return Yards: 39, vs. URI, Oct. 16
Kickoff Returns: 6, at UNC, Sept. 4; vs. NU, Oct. 2
Kickoff Return Yards: 135, at UNC, Sept. 4
Kickoff Return Average: 22.7, vs. VMI, Sept. 25; at LU, Oct. 9
Interceptions: 3, vs. VMI, Sept. 25
Interception Yards: 70, at Liberty, Oct. 9
Forced Fumbles: 3, at UNC, Sept. 4
Fumble Return Yards: 33, at UNC, Sept. 4
Forced Turnovers: 4, at UNC, Sept. 4; vs. VMI, Sept. 25
Turnovers: 1, six times, last - at Towson, Oct. 30
Sacks: 7, at Liberty, Oct. 9
First Downs: 30, at Towson, Oct. 30
Third Down Conversion %: .611 (11-for-18), at TU, Oct. 30
Fourth Down Conversion %: 1.000 (2-for-2), at UNH, Sept. 18
Penalties: 10, at Liberty, Oct. 9
Penalty Yards: 90, at Liberty, Oct. 9
Possession Time: 35:59, at Towson, Oct. 30

2004 WILLIAM AND MARY WEEKLY LEADERS

Opponent	Rushes	Rush. Yds	Receptions	Rec. Yds.	Tackles	TFLs	Sacks
at UNC	9, Brooks, Smith	45, Brooks	6, Lustig, Thompson	112, Lustig	15, Miller	2.5, Nickell	0.5, Watson, O'Connor
at UNH	23, Smith	63, Smith	3, Lustig, Thompson	55, Thompson	16, Ndubueze	1.0, (6 players)	1.0, Wright, Pendleton
VMI	15, Smith	52, Smith	4, Thompson	66, Thompson	6, McLaurin, Ndubueze	2.0, Watson	1.0, O'Connor, Watson
NU	12, Smith	45, Brooks	6, Nicholas	157, Thompson	8, O'Connor, Ndubueze	1.5, O'Connor, Wright	1.0, O'Connor
at LU	19, Smith	51, Smith	10, Thompson	221, Thompson	8, Cason, McLaurin	2.5, Cason, Watson	2.0, Watson
URI	13, Smith	54, Brooks	7, Trinkle	58, Thompson	16, Wheeler	2.5, Nickell	none
at UD	10, Brooks	31, Smith	6, Thompson	244, Thompson	11, Cason, Ndubueze	1.0, Wheeler, Watson	1.0, Watson
at TU	18, Brooks	113, Smith	7, Thompson	122, Thompson	10, Miller	2.0, Wright	1.0, Kelly, Page
VU							
at JMU							
UR							

2004 OPPONENT SINGLE GAME HIGHS

INDIVIDUAL GAME HIGHS

Pass Attempts: 40, S. Riccio (UD), Oct. 23
Pass Completions: 24, S. Riccio (UD), Oct. 23
Passing Yards: 302, S. Riccio, (UD), Oct. 23
Passing TDs: 3, S. Brady (NU), Oct. 2
Rushing Attempts: 32, J. Ham (URI), Oct. 16
Rushing Yards: 133, R. McGill (UNC), Sept. 4
Rushing TDs: 3, R. McGill (UNC), Sept. 4
Receptions: 11, J. Long (UD), Oct. 23
Receiving Yards: 170, C. Parks (NU), Oct. 2
Receiving TDs: 2, C. Parks (NU), Oct. 2; P. Perry (TU), Oct. 30
Total Offensive Yards: 308, S. Riccio (UD), Oct. 23
All Purpose Yards: 183, W. Marcus (TU), Oct. 30
Total Points: 18, R. McGill (UNC), Sept. 4
Points Kicking: 7, C. Barth (UNC), Sept. 4
Points Rushing: 18, R. McGill (UNC), Sept. 4
Points Receiving: 12, C. Parks (NU), Oct. 2; P. Perry (TU), Oct. 30
Field Goals Made: 2, B. Way (VMI), Sept. 25
Field Goals Attempted: 3, M. Kesic (NU), Oct. 2
PATs Attempted: 7, C. Barth (UNC), Sept. 4
PATs Made: 7, C. Barth (UNC), Sept. 4
Punts: 7, A. Peters (VMI), Sept. 25; N. Crouch (LU), Oct. 9
Punting Yards: 313, A. Peters (VMI), Sept. 25
Punting Average: 44.7, A. Peters (VMI), Sept. 25
Punt Returns: 5, J. Pollack (UNC), Sept. 4
Punt Return Yards: 47, J. Pollack (UNC), Sept. 4
Kickoff Returns: 4, D. Bailey (UNH), Sept. 18; W. Marcus (TU), Oct. 30
Kickoff Return Yards: 113, W. Marcus (TU), Oct. 30
Kickoff Return Average: 31.0, S. Hopkins (NU), Oct. 2
Interceptions: 1, B. Osei (NU), Oct. 2
Interception Yards: n/a
Tackles: 14, F. Sparkman (UNC), Sept. 4
Solo Tackles: 10, R. Woodard (UD), Oct. 23
Tackles for loss: 3.0, B. Flenory (UNH), Sept. 18
Sacks: 2.0, B. Flenory (UNH), Sept. 18
Pass Breakups: 2, five times, last - E. Clark (TU), Oct. 30

TEAM GAME HIGHS

Pass Attempts: 40, Delaware, Oct. 23
Pass Completions: 24, Delaware, Oct. 23
Passing Yards: 302, Delaware, Oct. 23
Passing TDs: 3, NU, Oct. 2
Yards Per Pass: 10.6, URI, Oct. 16
Rushing Attempts: 71, URI, Oct. 16
Rushing Yards: 321, UNC, Sept. 4
Rushing TDs: 5, UNC, Sept. 4
Yards Per Rush: 7.6, UNC, Sept. 4
Total Yards: 575, UNC, Sept. 4
Points Scored: 49, UNC, Sept. 4
Touchdowns Scored: 7, UNC, Sept. 4
Field Goals Made: 2, VMI, Sept. 25
Field Goals Attempted: 3, NU, Oct. 2
PATs Attempted: 7, UNC, Sept. 4
PATs Made: 7, UNC, Sept. 4
Punts: 7, UNH, Sept. 18; VMI, Sept. 25; LU, Oct. 9
Punting Yards: 313, VMI, Sept. 25
Punting Average: 44.7, VMI, Sept. 25
Punt Returns: 7, UNC, Sept. 4 & UNH, Sept. 18
Punt Return Yards: 63, UNC, Sept. 4
Kickoff Returns: 7, Towson, Oct. 30
Kickoff Return Yards: 129, Towson, Oct. 30
Kickoff Return Average: 24.6, Delaware, Oct. 23
Interceptions: 1, NU, Oct. 2
Interception Yards: n/a
Forced Fumbles: 1, four times, last - Towson, Oct. 30
Fumble Return Yards: 3, UD, Oct. 23
Forced Turnovers: 1, five times, last - Towson, Oct. 30
Turnovers: 4, UNC, Sept. 4; VMI, Sept. 25
Sacks: 4, UNH, Sept. 18
First Downs: 26, Delaware, Oct. 23
Third Down Conversion %: .833 (10-for-12), UNC, Sept. 4
Fourth Down Conversion %: 1.000 (2-for-2), TU, Oct. 30
Penalties: 8, VMI, Sept. 25
Penalty Yards: 66, VMI, Sept. 25
Possession Time: 36:22, Delaware, Oct. 23

W&M LONGEST PLAYS OF THE SEASON

Rush: 35 yds, T. Viola at Towson, Oct. 30
Rushing TD: 8 yds, E. Brooks at Towson, Oct. 30
Pass: 87* yds, L. Campbell to D. Thompson at UD, Oct. 23
Passing TD: 87*, L. Campbell to D. Thompson at UD, Oct. 23
Punt Return: 23 yds, J. Shaw vs. URI, Oct. 16
Kickoff Return: 37 yds, E. Brooks at Delaware, Oct. 23
INT Return: 70 yds, J. Miller at LU, Oct. 9
Punt: 64, M. Mesi vs. VMI, Sept. 25
Field Goal: 43 yds, G. Kuehn at Towson, Oct. 30
Drive: 88 yds, 8 plays, 1:34, TD, at UNC, Sept. 4

*ties longest pass play in W&M history.

OPPONENT LONGEST PLAYS OF THE SEASON

Rush: 49 yds, R. McGill (UNC), Sept. 4
Rushing TD: 12 yds, J. Lewis (UNC), Sept. 4
Pass: 62 yds, S. Riccio to D. Boler (UD), Oct. 23
Passing TD: 52 yds, J. Davis to J. Hill (URI), Oct. 16
Punt Return: 21 yds, J. Pollack (UNC), Sept. 4
Kickoff Return: 49 yds, S. Hopkins (NU), Oct. 2
INT Return: n/a
Punt: 62 yds, A. Peters (VMI), Sept. 25
Field Goal: 43 yds, B. Shushman (UD), Oct. 23
Drive: 95 yds, 14 plays, 5:37, TD, (UNC), Sept. 4

WILLIAM AND MARY SINGLE-GAME RECORDS

INDIVIDUAL RECORDS

SCORING

Most Points

36, Bill Palese vs. Bridgewater, 1931

Most Touchdowns

6, Bill Palese vs. Bridgewater, 1931

Most PATs

8, Terry Regan vs. Davidson, 1972

8, Greg Kuehn vs. VMI, 2002

Most Field Goals

4, Chris Dawson vs. Lehigh, 1992

4, Brian Shallcross vs. VU, 1995

4, Brett Sterba vs. Northeastern, 2000

TOTAL OFFENSE

Most Yards

454, David Corley vs. N'eastern, 2000

RUSHING

Rush Attempts

37, Wes Meeteer vs. Davidson, 1969

37, Troy Keen vs. Northeastern, 1994

37, Derek Fitzgerald vs. Penn, 1995

Rushing Yards

257, Phil Mosser vs. Ohio Wesl., 1970

PASSING

Pass Attempts

52, Mike Cook vs. UNH, 1998

Completions

35, Dave Murphy vs. Rutgers, 1983

Passing Yards

426, David Corley vs. N'eastern, 2000

Touchdown Passes

6, Shawn Knight vs. Maine, 1993

RECEIVING

Receptions

13, Rich Musinski vs. URI, 2003

13, Glen Bodnar vs. Colgate, 1984

Receiving Yards

244, Dominique Thompson at UD, 2004

240, Dave Conklin vs. VMI, 1997

TD Receptions

4, Dominique Thompson at UD, 2004

4, Vito Ragazzo vs. WFU, 1949

4, Corey Ludwig vs. Maine, 1993

SACKS

3.5, Luke Cullinane vs. VU, 1996

INTERCEPTIONS

4, Jack Bruce vs. Richmond, 1947

INDIVIDUAL LONG PLAYS

Rush from scrimmage

95 yds, John Truehart vs. Elon, 1934

Pass Completion

87 yds, Lang Campbell to Dominique Thompson at Delaware, 2004

87 yds, Dan Henning to Tom Scott vs. Navy, 1961

Punt

77 yds, Russell Brown, 1972

77 yds, Joe Agee, 1975

77 yds, Jack Freeman, 1942

Punt Return

101 yds, Dale Worrall vs. Bridgewater, 1932

Kickoff Return

100 yds, Dick Pawlewicz vs. UVA, 1974

Run With Fumble

91 yds, Meb Davis vs. Columbia, 1926

Run with Interception

93 yds, Marvin Graham vs. Virginia Tech, 1946

Field Goal

53 yds, Steve Christie vs. ETSU, 1987

53 yds, Steve Christie vs. UVA, 1988

53 yds, Brett Sterba vs. Delaware, 2000

TEAM RECORDS

Most Points Scored

95, vs. Bridgewater, 1931

Most Points Allowed

93, by Delaware, 1915

Most Yards Gained

681, vs. Richmond, 1991

Most Plays

100, vs. Virginia Tech, 1971

Rushing Yards

453, vs. Ohio Wesleyan, 1970

433, vs. Villanova, 1993

419, vs. Delaware, 1973

417, vs. Richmond, 1974

413, vs. VMI, 1993

Pass Attempts

55, vs. Virginia Tech, 1971

Pass Completions

35, vs. Rutgers, 1983

Passing Yards

498, vs. VMI, 1997

426, vs. Northeastern, 2000

414, vs. Miami (Ohio), 1982

412, vs. JMU, 1985

403, vs. East Carolina, 1981

First Downs

36, vs. VMI, 1991

36, vs. VMI, 1993

Most Interceptions

6, vs. Wake Forest, 1947

Best Defense Against the Run

-39 yds, vs. Colgate, 1988

-39 yds, vs. Villanova, 1996

-11 yds, Quantico, 1967

-6 yds, vs. Villanova, 1993

Best Defense Against the Pass

9 yds, vs. UMass, 1995

9 yds, vs. East Carolina, 1980

9 yds, vs. Appalachian State, 1976

10 yds, vs. Furman, 1999

11 yds, vs. VMI, 1993

WILLIAM AND MARY ALL-TIME OFFENSIVE PERFORMANCES

Note: This is corrected information from page 82 of the William and Mary football media guide. Changes were made in all three categories.

Top Passing Performances

1. 426, Dave Corley vs. NU, 10/28/00
2. 406, Stan Yagiello vs. JMU, 9/28/85
3. 401, David Murphy at Marshall, 11/5/83
4. 399, Chris Garrity at ECU, 11/14/81
5. 385, Greg DeGennaro at Bucknell, 9/20/86
6. 383, Kenny Lambiotte vs. Colgate, 9/6/86
7. 381, Mike Cook at N. Iowa, 12/7/96*
8. **378, L. Campbell vs. NU, 10/2/04**
9. 373, M. Cook vs. UNH, 10/24/98
10. **368, L. Campbell at LU, 10/9/04**
11. 360, D. Murphy vs. Rutgers, 10/22/83
12. **355, L. Campbell at Delaware, 10/23/04**
13. 352, M. Cook at Ga. Southern, 9/6/97
14. 346, D. Corley vs. VMI, 9/14/02
15. 345, Chris Hakel vs. Delaware, 9/14/91
- 345, S. Yagiello vs. Norfolk St., 9/14/85
17. 339, M. Cook vs. Hampton, 10/31/98
18. 329, C. Garrity vs. Richmond, 11/21/81
19. 326, D. Corley vs. Delaware, 9/28/02
20. 325, M. Cook vs. VMI, 9/14/96
- 325, C. Hakel at Virginia, 9/29/90

Top Rushing Performances

1. 257, Phil Mosser at Ohio Wes., 10/3/70
2. 219, Derek Fitzgerald vs. Penn., 10/14/95
3. 201, Alvin Porch at UConn., 10/18/97
4. **198, Jon Smith at UNH, 10/19/02**
5. 189, D. Fitzgerald at NU, 9/16/95
- 189, D. Fitzgerald vs. Villanova, 10/23/93
7. 186, A. Porch vs. Boston, 9/27/97
8. 183, A. Porch vs. Delaware, 11/2/96
9. 181, Robert Green at Navy, 9/21/91
10. 180, R. Green at Citadel, 9/8/90
11. 177, Tyrone Shelton vs. ETSU, 11/4/89
- 177, Hameen Ali vs. Delaware, 10/10/98
13. 173, A. Porch vs. Richmond, 11/15/97
14. 172, Bill Bowman vs. WFU, 9/19/53
15. 171, Jim Kruis vs. Navy, 10/16/76
16. 170, Troy Keen at Furman, 9/17/94
17. 165, R. Green vs. VMI, 10/13/90
18. 164, T. Shelton at Furman, 11/3/90
- 164, Keith Fimian vs. Virginia, 9/18/76
20. 159, A. Porch vs. JMU, 10/11/97

Top Receiving Performances

1. **244, Dom. Thompson at UD, 10/23/04**
2. 240, David Conklin at VMI, 9/13/97
3. 226, Mike Sutton at Marshall, 11/5/83
4. **221, Dom. Thompson at LU, 10/9/04**
5. 211, Kurt Wrigley vs. UR, 11/21/81
6. 198, Ron Gilliam vs. JMU, 9/28/85
7. 195, Chris Rosier at UConn., 10/18/97
8. 194, Rich Musinski vs. Delaware, 9/28/02
9. 191, R. Musinski at URI, 10/25/03
10. 184, C. Rosier at URI, 10/7/00
12. 183, Glenn Bodnar at Colgate, 11/10/84
12. 182, Dave Szydluk vs. JMU, 9/28/85
13. 168, C. Rosier at JMU, 10/28/00
14. 164, R. Musinski vs. UNH, 9/29/01
15. 162, D. Conklin vs. UConn., 11/14/98
16. 161, R. Musinski at UMass, 9/1/01
17. 158, Harry Mehre vs. Lehigh, 9/17/88
18. 157, Corey Ludwig at Delaware, 9/11/93
- 157, Domin. Thompson vs. NU, 10/2/04**
20. 154, C. Ludwig at Lehigh, 11/2/1991

Most 200-yard Passing Games

- | | | |
|-----|-------------------------|---------------------|
| 1. | 31 David Corley | 1998-2002 |
| 2. | 24 Chris Hakel | 1987-1991 |
| 3. | 22 Mike Cook | 1994-1998 |
| 4. | 20 Stan Yagiello | 1982-1985 |
| 5. | 13 Shawn Knight | 1990-1994 |
| 6. | 12 Lang Campbell | 2001-present |
| 7. | 7 Kenny Lambiotte | 1985-1986 |
| | 7 David Murphy | 1981-1983 |
| 9. | 6 Craig Argo | 1986-1989 |
| 10. | 4 Chris Garrity | 1979-1981 |

Most 100-yard Rushing Games

- | | | |
|-----|-----------------------|---------------------|
| 1. | 19 Derek Fitzgerald | 1991-1995 |
| 2. | 15 Robert Green | 1988-1991 |
| 3. | 14 Alvin Porch | 1993-1997 |
| 4. | 11 Jim Kruis | 1975-1977 |
| 5. | 10 Troy Keen | 1992-1995 |
| 6. | 9 Tyrone Shelton | 1987-1990 |
| 7. | 7 Michael Clemons | 1983-1986 |
| 8. | 5 Jon Smith | 2001-present |
| | 5 Hameen Ali, III | 1996-2000 |
| 10. | 4 Komlan Lonegran | 1998-2001 |
| 11. | 3 Delmus Coley | 2003-present |

Most 100-yard Receiving Games

- | | | |
|-----|-----------------------------|--------------|
| 1. | 21 Rich Musinski | 1999-2003 |
| 2. | 12 David Conklin | 1995-1999 |
| 3. | 8 Chris Rosier | 1996-2000 |
| | 8 Mark Compher | 1987-1990 |
| 5. | 7 Josh Whipple | 1992-1996 |
| 6. | 6 Ron Gilliam | 1983-1985 |
| | 6 Corey Ludwig | 1989-1993 |
| 8. | 5 Terry Hammons | 1991-1995 |
| | 5 Mike Sutton | 1981-1983 |
| 10. | 4 Dominique Thompson | 2001- |
| | 4 Harry Mehre | 1985-1988 |
| | 4 Jeff Sanders | 1982-1984 |
| | 4 Dave Szydluk | 1984-1987 |
| | 4 Mike Tomlin | 1990-1994 |
| | 4 Kurt Wrigley | 1980-1982 |

WILLIAM AND MARY SEASON PERFORMANCES

Top Passing Performances

- | | | |
|-----|---------------------------|----------|
| 1. | 378 Lang Campbell vs. NU | Oct. 2 |
| 2. | 368 Lang Campbell vs. LU | Oct. 9 |
| 3. | 355 Lang Campbell vs. UD | Oct. 23 |
| 4. | 322 Lang Campbell vs. UNC | Sept. 4 |
| 5. | 268 Lang Campbell vs. TU | Oct. 30 |
| 6. | 192 Lang Campbell vs. URI | Oct. 16 |
| 7. | 160 Lang Campbell vs. VMI | Sept. 25 |
| 8. | 148 Lang Campbell vs. UNH | Sept. 18 |
| 9. | 47 Michael Potts vs. VMI | Sept. 25 |
| 10. | 37 Michael Potts vs. TU | Oct. 30 |

Top Rushing Performances

- | | | |
|-----|--------------------------|----------|
| 1. | 113 Jon Smith, vs. TU | Oct. 30 |
| 2. | 93 Elijah Brooks vs. TU | Oct. 30 |
| 3. | 63 Jon Smith, vs. UNH | Sept. 18 |
| 4. | 54 Elijah Brooks vs. URI | Oct. 16 |
| 5. | 53 Tony Viola vs. TU | Oct. 30 |
| 6. | 52 Jon Smith, vs. VMI | Sept. 25 |
| 7. | 51 Jon Smith vs. LU | Oct. 9 |
| 8. | 45 Elijah Brooks vs. UNC | Sept. 4 |
| | 45 Elijah Brooks vs. NU | Oct. 2 |
| 10. | 42 Lang Campbell vs. UNH | Sept. 18 |

Top Receiving Performances

- | | | |
|-----|--------------------------|----------|
| 1. | 244 Dom. Thompson vs. UD | Oct. 23 |
| 2. | 221 Dom. Thompson vs. LU | Oct. 9 |
| 3. | 157 Dom. Thompson vs. NU | Oct. 2 |
| 4. | 122 Dom. Thompson vs. TU | Oct. 30 |
| 5. | 112 Josh Lustig vs. UNC | Sept. 4 |
| 6. | 111 Joe Nicholas vs. NU | Oct. 2 |
| 7. | 83 Dom. Thompson vs. UNC | Sept. 4 |
| 8. | 66 Dom. Thompson vs. VMI | Sept. 25 |
| 9. | 58 Dom. Thompson vs. URI | Oct. 16 |
| 10. | 55 Dom. Thompson vs. UNH | Sept. 18 |
| | 55 Matt Trinkle vs. NU | Oct. 2 |

200-yard Passing Games

Lang Campbell 5

100-yard Rushing Games

Jon Smith 1

100-yard Receiving Games

Dominique Thompson 4
Joe Nicholas 1
Josh Lustig 1

2004 WILLIAM AND MARY SCORING DRIVES/PLAYS

Opponent	Obtained	Plays	Yards	TOP	Result	Quarter	Play
North Carolina	Fumble	3	62	0:58	TD	First	Lustig 46-yard pass from Campbell
North Carolina	Kickoff	12	73	5:56	TD	First	Campbell 5-yard run
North Carolina	Fumble	4	4	1:40	TD	Second	Campbell 1-yard run
North Carolina	Interception	4	-2	1:37	FG	Second	Kuehn 21-yard field goal
North Carolina	Kickoff	10	80	4:22	TD	Third	Smith 2-yard run
North Carolina	Punt	8	88	1:34	TD	Fourth	Thompson 6-yard pass from Campbell
New Hampshire	Missed FG	13	67	5:12	FG	Second	Kuehn 27-yard field goal
New Hampshire	Punt	8	28	4:20	FG	Third	Kuehn 35-yard field goal
New Hampshire	Punt	10	64	4:34	FG	Fourth	Kuehn 21-yard field goal
VMI	Punt	10	63	4:00	TD	Second	Smith 2-yard run
VMI	Fumble	6	31	1:59	TD	Second	Brooks 6-yard run
VMI	Interception	2	34	0:34	TD	Second	Thompson 13-yard pass from Campbell
VMI	Interception	3	30	1:00	TD	Second	Nicholas 27-yard pass from Campbell
VMI	Kickoff	10	57	5:37	TD	Third	Smith 4-yard run
VMI	Punt	11	84	5:41	TD	Fourth	Taylor 4-yard pass from Potts
Northeastern	Punt	8	34	4:12	TD	First	Campbell 2-yard run
Northeastern	Kickoff	6	71	1:26	TD	Second	Campbell 2-yard run
Northeastern	Kickoff	8	72	3:54	TD	Third	Brooks 4-yard run
Northeastern	Kickoff	8	65	3:30	FG	Third	Kuehn 30-yard field goal
Northeastern	Missed FG	10	74	4:54	FG	Fourth	Kuehn 28-yard field goal
Northeastern	Interception	3	80	0:50	TD	Fourth	Thompson 77-yard pass from Campbell
Northeastern	Missed FG	6	14	----	FG	Overtime	Kuehn 28-yard field goal
Liberty	Punt	10	80	3:23	FG	First	Kuehn 22-yard field goal
Liberty	Kickoff	11	84	3:58	TD	First	Brooks 1-yard run
Liberty	Punt	8	53	2:51	TD	Second	Campbell 1-yard run
Liberty	Fumble	10	46	4:52	FG	Second	Kuehn 20-yard field goal
Liberty	Kickoff	7	64	3:01	TD	Third	Smith 1-yard run
Liberty	Punt	6	47	1:43	FG	Third	Kuehn 28-yard field goal
Liberty	Interception	3	9	1:29	TD	Fourth	Smith 1-yard run
Rhode Island	Kickoff	13	77	6:15	TD	First	Trinkle 3-yard pass from Campbell
Rhode Island	Punt	6	33	2:30	TD	First	Trinkle 3-yard pass from Campbell
Rhode Island	Punt	9	40	3:03	FG	Second	Kuehn 28-yard field goal
Rhode Island	Kickoff	12	82	4:51	TD	Third	Campbell 4-yard run
Rhode Island	Kickoff	8	60	4:10	TD	Fourth	Brooks 2-yard run
Delaware	Kickoff	6	44	2:27	TD	First	Thompson 10-yard pass from Campbell
Delaware	Punt	3	69	0:26	TD	First	Thompson 62-yard pass from Campbell
Delaware	Kickoff	3	77	1:40	TD	First	Thompson 87-yard pass from Campbell
Delaware	Punt	3	80	0:55	TD	Fourth	Thompson 64-yard pass from Campbell
Towson	Punt	1	46	0:07	TD	First	Thompson 46-yard pass from Campbell
Towson	Punt	9	71	2:22	TD	Second	Smith 1-yard run
Towson	Punt	8	67	4:45	TD	Second	Thompson 21-yard pass from Campbell
Towson	Interception	12	65	3:53	FG	Second	Kuehn 32-yard field goal
Towson	Punt	6	62	2:03	TD	Third	Brooks 8-yard run
Towson	Punt	9	56	4:16	TD	Third	Bratton 1-yard pass from Campbell
Towson	Kickoff	9	33	4:03	FG	Fourth	Kuehn 43-yard field goal

TRIBE FOOTBALL
HONOR ROLL

A-10 Offensive Player of the Week

Lang Campbell, Sept. 5
Dominique Thompson, Oct. 23

I-AA.org Weekly All-Star

Lang Campbell, Sept. 5
Dominique Thompson, Oct. 25

ESPN/USA Today

I-AA Offensive Player of the Week
Dominique Thompson, Oct. 25

**Don Hansen National Offensive
Co-Player of the Week**

Lang Campbell, Sept. 5
Dominique Thompson, Oct. 24

A-10 Special Teams Player of the Week

Greg Kuehn, Sept. 19
Greg Kuehn, Oct. 3

Atlantic 10 Preseason Honors

First Team Offense:

Lang Campbell, QB
Adam Bratton, TE

First Team Defense:

Travis McLaurin, LB

Second Team Specialists:

Michael Mesi, P
Greg Kuehn, PK

I-AA.org Preseason Honors

Honorable Mention All-America:

Lang Campbell, QB

National Team Rankings/Ratings

I-AA.org AGS Top 25

W&M #12

I-AA.org Gridiron Power Index

W&M #8

Don Hansen Gazette Top 40

W&M #5

USA Today Sagarin Rating

W&M #6



Junior place kicker Greg Kuehn leads the A10 and is tied for the national lead in field goals per game (1.66) and total field goals (13). Kuehn is also tied for second in the A10 in total scoring, averaging 8.8 points per game.

WILLIAM AND MARY IN THE "RED-ZONE"

Opponent	WM In Red Zone	WM TDs	WM FGs	WM FGs Missed	WM No Score	WM RZ Score %
North Carolina	5	4	1	0	0	100.0
New Hampshire	3	0	3	0	0	100.0
VMI	5	5	0	0	0	100.0
Northeastern	6	3	3	0	0	100.0
Liberty	7	4	3	0	0	100.0
Rhode Island	5	4	1	0	0	100.0
Delaware	1	1	0	0	0	100.0
Towson	5	3	1	0	1*	.800
Villanova						
James Madison						
Richmond						
SEASON	37	24	12	0	1	.973

*W&M kneeled down inside the 20-yard line to run out the clock.

OPPONENTS IN THE RED-ZONE

Opponent	Opp. In Red Zone	Opp. TDs	Opp. FGs	Opp. FGs Missed	Opp. No Score	Opp. RZ Score %
North Carolina	6	6	0	0	0	100.0
New Hampshire	2	1	0	1	1	.500
VMI	2	0	1	0	1	.500
Northeastern	6	4	0	1	2	.667
Liberty	2	2	0	0	0	100.0
Rhode Island	3	2	1	0	0	100.0
Delaware	4	3	0	0	1	.750
Towson	1	0	1	0	0	100.0
Villanova						
James Madison						
Richmond						
SEASON	26	18	3	2	5	.808

2004 WILLIAM AND MARY GAME-BY-GAME RESULTS

UNC 49, W&M 38

CHAPEL HILL, NC (9/4/04) -- Despite career days from **Lang Campbell** and **Josh Lustig** and four first-half turnovers, the Tar Heels used three fourth-quarter TDs from Ronnie McGill to rally past the Tribe, 49-38, at Kenan Stadium.

Campbell had the Division I-A North Carolina defense on its "heels" most of the afternoon, throwing for a career-high 322 yards and two TDs, including a 46-yard strike to Lustig to open the scoring. Lustig hauled in a career-best 112 yards on six catches. Campbell added a pair of rushing TDs in the first half and **Greg Kuehn** booted a 21-yard FG as time expired, as the Tribe built a 10-point halftime lead.

Stephen Cason and **Alan Wheeling** each forced a fumble in the first half, **Travis McLaurin** recovered two fumbles in the first half, including one he returned 33 yards and **Wade Harrell** returned his third-career interception 37 yards to set up Kuehn's FG, as W&M forced four turnovers in a game for the first time since 2002 (IU). **James Miller**, who also recovered a fumble, led the Tribe with 15 tackles.

Dominique Thompson, a NC native, caught six passes for 83 yards and a TD, while **Jon Smith** added a 2-yard TD run.

	1	2	3	4	Final
William and Mary	14	10	7	7	38
North Carolina	7	7	14	21	49

Scoring Summary

Qtr	Team	Score	Time
1st	W&M	Lustig 46 pass from Campbell (Kuehn kick)	12:29
	UNC	Lewis 12 run (Barth kick)	6:46
	W&M	Campbell 5 run (Kuehn kick)	0:50
2nd	UNC	Scott 8 run (Barth kick)	13:07
	W&M	Campbell 1 run (Kuehn kick)	7:35
	W&M	FG Kuehn 21	0:00
3rd	UNC	Bowman 19 pass from Durant (Barth kick)	11:49
	W&M	Smith 2 run (Kuehn kick)	7:27
	UNC	Mitchell 29 pass from Durant (Barth kick)	1:50
4th	UNC	McGill 4 run (Barth kick)	13:32
	UNC	McGill 10 run (Barth kick)	11:05
	UNC	McGill 7 run (Barth kick)	6:57
	W&M	Thompson 6 pass from Campbell (Kuehn kick)	0:00

	W&M	UNC
First Downs	21	23
Rushes - Yards	31-120	45-341
Att-Cmp-Int	41-23-0	24-14-1
Pass Yards	322	234
Total Offense	442	575
Total Plays	72	69
Fumbles - Lost	0-0	3-3
3rd Down Conv.	5-16	10-12
Penalties - Yards	5-45	3-20
Sacks by - Yards	1-1	0-0
Time of Possession	31:41	28:19

Rushing

W&M: Brooks 9-45, Campbell 6-35 (2 TD), Smith 9-24 (TD), Thompson 1-13, Parrott 1-4, McLaurin 5-1.
UNC: McGill 13-137 (3 TD), Lewis 15-125 (TD), Scott 11-76 (TD), Durant 6-13.

Passing

W&M: Campbell 23-41-0 322 (2 TD).
UNC: Durant 14-24-1 234 (2 TD)

Receiving

W&M: Lustig 6-112 (TD), Thompson 6-83 (TD), Nicholas 4-48, Pitts 2-28, Bratton 1-18, McLaurin 1-12, Brooks 1-10, Trinkle 1-6, Parrott 1-5.
UNC: Bowman 6-61 (TD), Phillips 3-65, Holley 2-35, Pollock 1-38, Mitchell 1-29 (TD), Hedgecock 1-6.

Defense

W&M: Miller 15 (8 solo, FR, BrUp), Tra. McLaurin 7 (2 FR), Cason 6 (FF, PBU), Nickell 6 (2 TFL), O'Connor 3 (0.5 sack, 2 QBH), Watson 3 (0.5 sack), Harrell (INT).

Attendance: 43,500

W&M 9, #10 UNH 7

DURHAM, NH (9/18/04) - All-conference kicker **Greg Kuehn** connected on field goals of 27, 35 and 21 yards and the Tribe defense held the Wildcats' high-powered offense in check, as W&M won its conference-opener, 9-7, over 10th-ranked New Hampshire at rained-soaked Cowell Stadium.

Playing in heavy rains from the remnants of Hurricane Ivan, W&M held UNH to 226 offensive yards, nearly 150 below its average, after yielding 575 yard to North Carolina two weeks prior. It was the fewest yards allowed by a W&M defense since yielding 141 to Massachusetts in the 2001 season-opener.

All-American candidate **Lang Campbell** and the Tribe offense were efficient in the treacherous conditions, as Campbell threw for 148 yards on 11 for 23 passing and ran for 42 yards on 14 attempts. With 148 passing yards, he moved into 10th place on the W&M career passing list. Senior Jon Smith churned out 63 yards on 23 carries.

Kuehn kicked three field goals for the fourth time in his career, with the last coming in a win over Rhode Island on Oct. 25, 2003.

Chris Ndubueze paced the defense with a career-high 16 tackles, including 10 solo stops. Junior **Larry Pendleton** tallied seven tackles and a sack, while sophomore **Josh Wright**, who made his first career start, also recorded a sack.

The win gave W&M its first victory over a ranked opponent since knocking off 15th-ranked Northeastern in Williamsburg on Oct. 26, 2002.

	1	2	3	4	Final
William and Mary	0	3	6	0	9
#10 New Hampshire	7	0	0	0	7

Scoring Summary

Qtr	Team	Score	Time
1st	UNH	Harvey 1 run (McCormack kick)	5:48
2nd	W&M	FG Kuehn 27	0:00
3rd	W&M	FG Kuehn 35	9:41
	W&M	FG Kuehn 21	3:06

	W&M	UNH
First Downs	13	13
Rushes - Yards	48-123	42-123
Att-Cmp-Int	23-11-0	21-12-0
Pass Yards	148	103
Total Offense	271	226
Total Plays	71	63
Fumbles - Lost	2-1	1-0
3rd Down Conv.	5-16	5-16
Penalties - Yards	6-50	2-25
Sacks by - Yards	2-17	4-18
Time of Possession	35:13	24:47

Rushing

W&M: Smith 23-63, Campbell 14-42, Brooks 4-10, McLaurin 3-9, Parrott 1-2, Thompson 1(-1).
UNH: Harvey 28-75 (TD), Santos 9-35, McCoy 3-12, Bailey 2-1.

Passing

W&M: Campbell 23-11-0 148.
UNH: Santos 21-12-0 103.

Receiving

W&M: Thompson 3-55, Lustig 3-51, Pitts 2-20, Nicholas 1-9, Brooks 1-8, Trinkle 1-5.
UNH: Kreider 4-27, Williams 3-38, Diner 2-21, Ball 1-9, Bailey 1-5, Harvey 1-3.

Defense

W&M: Ndubueze 16 (10 solo), Miller 9 (5 solo), McLaurin 8 (4 solo, TFL), Riley 7 (TFL), McCarthy 7 (TFL), Pendleton 7 (sack), Kelly 5 (TFL), Wright 4 (sack).
Attendance: 3,512

W&M 42, VMI 6

WILLIAMSBURG (9/25/04) - All-American candidate **Lang Campbell** threw for 137 yards and a pair of touchdowns in the first half to surpass the 3,000-yard mark for his career, as W&M used four second-quarter touchdowns and another outstanding defensive effort to knock off state-rival VMI, 42-6, in front of 8,101 fans at Zable Stadium.

Playing on his 23rd birthday, Campbell went over the 3,000-yard plateau in the first quarter and went on to complete 11-of-15 passes for 160 yards to move into ninth place (3,136) on the College's career passing yards lists. With two TD passes, Campbell also moved into eighth place (28) on the career list at W&M.

The Tribe defense forced four turnovers for the second time this season (UNC) and held the Keydets to 197 total yards, the first time a W&M defense surrendered fewer than 200 total yards since a season-opening win at UMass in 2001 (146). Dating back to a 9-7 win at UNH on Sept. 18, W&M has not allowed a touchdown for over seven consecutive quarters, a feat that has not been accomplished since 1995.

Sophomore linebacker **Ryan Nickell** recorded interceptions on consecutive VMI offensive plays from scrimmage, while all-conference linebacker **Travis McLaurin** and **Chris Ndubueze** each had six tackles and defensive end **Adam O'Connor** recorded five stops, a sack and three quarterback hurries.

Senior tailback **Jon Smith** led the Tribe ground game with 52 yards and two TDs, as he inched closer to 2,000 rushing yards for his career (1,899).

	1	2	3	4	Final
VMI	0	6	0	0	6
William & Mary	0	28	7	7	42

Scoring Summary

Qtr	Team	Score	Time
2nd	W&M	Smith 2 run (Kuehn kick)	14:56
	W&M	Brooks 6 run (Kuehn kick)	12:42
	VMI	FG Way 28	7:35
	W&M	Thompson 13 pass from Campbell (Kuehn kick)	3:58
	W&M	Nicholas 27 pass from Campbell (Kuehn kick)	2:52
	VMI	FG Way 39	0:42
3rd	W&M	Smith 1 run (Kuehn kick)	9:23
4th	W&M	Taylor 4 pass from Potts (Kuehn kick)	6:20

	W&M	VMI
First Downs	19	15
Rushes - Yards	45-98	31-49
Att-Cmp-Int	23-15-0	39-19-3
Pass Yards	207	148
Total Offense	305	197
Total Plays	68	70
Fumbles - Lost	1-1	2-1
3rd Down Conv.	8-14	3-17
Penalties - Yards	6-56	8-66
Sacks by - Yards	2-22	3-22
Time of Possession	33:10	26:50

Rushing

W&M: Smith 15-52 (2 TD), McLaurin 8-38, Brooks 12-28 (TD), Parrott 2-7, Campbell 4-5, Potts 1-5, Thompson 1-15.

VMI: Hollingsworth 10-19, Mizzer 9-14, Jackson 4-12, Lyles 2-8, Poldiak 5-3.

Passing

W&M: Campbell 15-11-0 160 (2 TD), Potts 8-4-0 47 (TD).
VMI: Lyles 24-9-3 64, Poldiak 15-10-0 84.

Receiving

W&M: Thompson 4-66 (TD), 2-47 (TD), Davis 2-40, Pitts 2-29, McLaurin 2-6, Parrott 1-13, Taylor 1-4 (TD), Brooks 1-2.
VMI: Burden 5-57, Jackson 4-25, Gilliland 2-22, Monteleone 2-15.

Defense

W&M: McLaurin 6 (4 solo, TFL), Ndubueze 6 (3 solo), O'Connor 5 (sack, FF, 3 QBH), Cason 3 (TFL), Muldrow 3 (5 TFL), Waston, 2 (sack, 2 TFL, FR), Nickell 2 (2 INT), Miller 2 (INT, PBU), Williamson 1 (.5 TFL).
Attendance: 8,101

2004 WILLIAM AND MARY GAME-BY-GAME RESULTS

W&M 38, #16 NU 35 (OT)

WILLIAMSBURG (10/2/04) - Powered by a career-best 378-yard passing performance by All-American candidate **Lang Campbell**, the College pulled off a thrilling 38-35 overtime victory over 16th-ranked Northeastern at Zable Stadium.

The decisive points came off the foot of all-conference kicker **Greg Kuehn**, who nailed a 28-yard FG in the first overtime period. He ended the afternoon converting three of his four FG opportunities.

After the Tribe scored on a 77-yard TD pass from Campbell to **Dominique Thompson** with 2:34 remaining in the fourth quarter, and also got the two-point conversion on a pass to redshirt freshman receiver **Joe Nicholas**, W&M had a 35-28 lead. But, NU quarterback Shawn Brady's third TD pass tied the game with 42 seconds remaining and forced OT.

W&M won the toss and elected to play defense first. On the Huskies' first snap, junior **Adam O'Connor** sacked Brady, and NU eventually missed a 53-yard FG attempt. On the Tribe's OT possession, Nicholas caught a key first-down pass from Campbell on third-and-long, and two plays later Kuehn drilled the game-winner.

Campbell ended the day 22 of 36 for 378 yards, including the score to Thompson. He also ran for a pair of TDs. The 378 passing yards ranks as the eighth-best single-game performance in W&M history, and it was his second game over 300 yards in four games this season.

Thompson led the Tribe with a career-high 157 yards on five grabs, while Nicholas hauled in a career-best 111 yards on six catches.

	1	2	3	4	OT	Final
#16 Northeastern	0	14	14	7	0	35
William & Mary	7	7	10	11	3	38

Scoring Summary

Qtr	Team	Score	Time
1st	W&M	Campbell 2 run (Kuehn kick)	4:27
2nd	NU	Parks 27 pass from Brady (Kescic kick)	8:19
	NU	Parks 23 pass from Brady (Kescic kick)	1:53
	W&M	Campbell 2 run (Kuehn kick)	0:27
3rd	W&M	Brooks 4 run (Kuehn kick)	11:06
	NU	West 2 run (Kescic kick)	8:54
	W&M	FG Kuehn 30	5:24
	NU	Murray 1 run (Kescic kick)	2:57
4th	W&M	FG Kuehn 28	6:57
	W&M	Thompson 77 pass from Campbell (Kuehn kick)	2:34
	NU	Mitchell 3 pass from Brady (Kescic kick)	0:42
OT	W&M	FG Kuehn 28	

	W&M	NU
First Downs	20	20
Rushes - Yards	33-96	35-90
Att-Cmp-Int	36-22-1	33-18-1
Pass Yards	378	301
Total Offense	474	391
Total Plays	69	68
Fumbles - Lost	0-0	1-0
3rd Down Conv.	6-14	8-16
Penalties - Yards	3-35	5-57
Sacks by - Yards	1-10	1-11
Time of Possession	31:46	28:14

Rushing

W&M: Brooks 11-45 (TD), Smith 12-41, Campbell 8-9 (2 TD), Parrott 1-2.
 NU: West 12-48 (TD), Murray 13-37 (TD), Gyles 7-15, Brady 2-9.

Passing

W&M: Campbell 36-22-1 378 (TD).
 NU: Brady 33-18-1 301 (3 TD).

Receiving

W&M: Nicholas 6-111, Thompson 5-157 (TD), Trinkle 3-55, Smith 3-14, Brooks 2-31, Davis 1-5, Pitts 1-4, Bratton 1-1.
 NU: Parks 7-170 (2 TD), Mitchell 6-86 (TD), Graham 1-14.

Defense

W&M: O'Connor 8 (1.0 sack, 1.5 TFL), Ndubueze 8 (3 solo, .5 TFL), McLaurin 7 (5 solo), Wheeling 7 (5 solo), Wright 5 (3 solo, 1.5 TFL), Cason 4 (2 solo, 1.0 TFL, PBU), Miller 4 (INT, 2 PBU), Shaw 3 (.5 TFL).
Attendance: 8,267

#18 W&M 37, LU 17

LYNCHBURG, VA (10/9/04) - Senior All-American candidate **Lang Campbell** threw for 368 yards, including 221 to senior wide receiver **Dominique Thompson**, as the 18th-ranked College of William and Mary defeated Liberty, 37-17.

In the first-ever meeting between the schools, Campbell completed 19-of-30 passes to surpass the 300-yard mark for the second time in as many games and the third time this season. Thompson pulled in a career-high 10 catches for a personal-best 221 yards, which ranks as the third-best single-game performance in W&M history behind only David Conklin's 240-yard performance against VMI on Sept. 13, 1997, and Mike Sutton's 226-yard effort at Marshall on Nov. 5, 1983. The College piled up a season-high 498 total yards of offense to the Flames' 264.

Senior **Jon Smith** carried 19 times for 51 yards and a pair of TDs, while Campbell and sophomore **Elijah Brooks** each added a score on the ground, as W&M recorded a season-high four rushing TDs.

Junior cornerback **Stephen Cason** had an outstanding game to pace the defense, sharing team-high honors with eight total tackles, in addition to 1.5 sacks, three pass breakups and 2.5 total tackles for loss. The Tribe defense recorded a season-high seven sacks, led by **Jonas Watson** with two. All-conference candidate **Adam O'Connor** registered 1.5 sacks to bring his team-leading total to 4.5.

The win gave W&M its fourth consecutive victory and eighth-straight win over a Division I-AA opponent, dating back to the 2003 season.

	1	2	3	4	Final
#18 William & Mary	10	10	10	7	37
Liberty	3	0	7	7	17

Scoring Summary

Qtr	Team	Score	Time
1st	W&M	FG Kuehn 22	8:53
	LU	FG Kolegue 41	5:24
	W&M	Brooks 1 run (Kuehn kick)	1:20
2nd	W&M	Campbell 1 run (Kuehn kick)	11:57
	W&M	FG Kuehn 20	2:56
3rd	W&M	Smith 1 run (Kuehn kick)	11:51
	LU	Gado 2 run (Kolegue kick)	8:48
	W&M	FG Kuehn 28	2:37
4th	W&M	Smith 1 run (Kuehn kick)	3:23
	LU	Hamilton 1 run (Kolegue kick)	0:18

	W&M	LU
First Downs	18	17
Rushes - Yards	43-130	33-61
Att-Cmp-Int	30-19-0	35-18-1
Pass Yards	368	203
Total Offense	498	264
Total Plays	73	68
Fumbles - Lost	1-1	2-1
3rd Down Conv.	9-18	3-15
Penalties - Yards	10-90	3-20
Sacks by - Yards	7-46	0-0
Time of Possession	30:55	28:47

Rushing

W&M: Smith 19-51 (2 TD), Brooks 14-34 (TD), Campbell 8-32 (TD), Nicholas 1-15.
 LU: Gado 20-97 (TD), Johnson 2-8, Hamilton 1-1 (TD), Troth 9-45.

Passing

W&M: Campbell 30-19-0 368.
 LU: Troth 23-11-1 124, Johnson 11-7-0 79, Hamilton 1-0-0.

Receiving

W&M: Thompson 10-221, Pitts 3-46, Smith 2-29, Trinkle 1-34, Troester 1-28, Taylor 1-6, Brooks 1-4.
 LU: Williams 6-94, Hamilton 3-15, Jackson 2-34, Cline 2-21, Gado 2-10, Turner 1-17, Luck 1-8, Grigsby 1-4.

Defense

W&M: Cason 8 (7 solo, 1.5 sack, 2.5 TFL, 3 PBU), McLaurin 8 (FR), Miller 7 (INT), McCarthy 6 (TFL, FF, .5 sack), Nickell 6 (sack, 1.5 TFL), O'Connor 5 (1.5 sack, 2 TFL), Watson 4 (2 sack, 2.5 TFL), Williamson 3 (.5 sack, .5 TFL).
Attendance: 9,603

#16 W&M 31, URI 24

WILLIAMSBURG, VA (10/16/04) - All-American candidate, senior quarterback **Lang Campbell** threw a pair of first-quarter TD passes to sophomore tight end **Matt Trinkle** and later rushed for another score, as the 16th-ranked Tribe held off Rhode Island, 31-24, in front of Homecoming crowd of 8,774 at Zable Stadium.

With the game tied at 24-24, sophomore tailback **Elijah Brooks** plowed into the end zone from two yards out with just over eight minutes remaining in the game for the decisive points. Brooks led the Tribe ground attack with 54 yards on 12 carries, while senior **Jon Smith** surpassed the 2,000-yard mark for his career (2,027) with 36 yards on 13 attempts.

Campbell completed 20-of-27 passes for 192 yards, and Trinkle recorded a career-high seven catches for a personal-best 51 yards. With two TD passes, Campbell moved into seventh place on the W&M career list (31), while also moving into seventh place on the W&M career passing yardage list (4,074).

Junior linebacker **Thad Wheeler** registered a career-high 16 tackles filling in for starter Travis McLaurin, who was hampered by a knee injury suffered early on. Fellow linebacker **Chris Ndubueze** made 14 total stops, and junior safety **James Miller** was in on 13 total tackles to give the Tribe three players in double-digit tackles.

With the win, W&M won its fifth consecutive game overall and its seventh-straight conference game dating back to last season. It was also the Tribe's eighth consecutive win over a Division I-AA opponent, dating back to 2003.

	1	2	3	4	Final
Rhode Island	7	3	7	7	24
#16 William & Mary	14	3	7	7	31

Scoring Summary

Qtr	Team	Score	Time
1st	URI	Hill 52 pass from Davis (Gianneccchini kick)	12:18
	W&M	Trinkle 3 pass from Campbell (Kuehn kick)	6:03
	W&M	Trinkle 3 pass from Campbell (Kuehn kick)	0:07
2nd	URI	FG Gianneccchini 29	6:21
	W&M	FG Kuehn 28	0:04
3rd	URI	Davis 6 run (Gianneccchini kick)	11:45
	W&M	Campbell 4 run (Kuehn kick)	6:54
4th	URI	Davis 1 run (Gianneccchini kick)	12:19
	W&M	Brooks 2 run (Kuehn kick)	8:09

	W&M	URI
First Downs	19	25
Rushes - Yards	33-97	71-282
Att-Cmp-Int	27-20-0	12-6-0
Pass Yards	192	127
Total Offense	289	409
Total Plays	60	83
Fumbles - Lost	1-0	1-0
3rd Down Conv.	7-12	7-16
Penalties - Yards	2-15	4-45
Sacks by - Yards	0-0	1-6
Time of Possession	28:15	31:45

Rushing

W&M: Smith 13-36, Brooks 12-54 (TD), Campbell 6-10 (TD).
 URI: Ham 32-106, Davis 19-65 (2 TD), Poole 8-73, Jones 6-14, Porter 5-7, Hill 1-17.

Passing

W&M: Campbell 27-20-0 192 (2 TD).
 URI: Davis 12-6-0 127 (TD).

Receiving

W&M: Trinkle 7-51 (2 TD), Thompson 4-58, Pitts 3-27, Brooks 3-26, Nicholas 2-15, Davis 1-15.
 URI: Hill 2-65 (TD), Bowers 2-8, Poole 1-45, West 1-9.

Defense

W&M: Wheeler 16 (2.0 TFL), Ndubueze 14, Miller 13 (.5 TFL), Nickell 9 (2.5 TFL), Shaw 7 (1.0 TFL, PBU), Wright 7 (1.5 TFL), Cason 6 (1.0 TFL).
Attendance: 8,774

2004 WILLIAM AND MARY GAME-BY-GAME RESULTS

#3 UD 31, #14 W&M 28

NEWARK, DE (10/23/04) - Despite a record-setting performance from senior wide receiver **Dominique Thompson** and four TD passes from All-American candidate, senior **Lang Campbell**, the 14th-ranked Tribe dropped a hard-fought 31-28 decision to third-ranked Delaware in front of 22,058 fans at Delaware Stadium.

Thompson set a W&M single-game record with 244 receiving yards, surpassing the previous mark of 240 set by Dave Conklin against VMI in 1997. He also caught all four of Campbell's TD passes, matching a W&M record also held by Vito Ragazzo (1949, vs. WFU) and Corey Ludwig (1993, vs. Maine).

Campbell completed 20 of 30 passes for 355 yards and a career-best four TDs, surpassing the 300-yard mark for the fourth time this season.

The duo connected on scoring plays of 10, 62, 87 and 64 yards with the 87-yard completion tying the longest pass play in W&M history (Dan Henning to Tom Scott vs. Navy, 1961).

W&M scored on its first three possessions and held a 21-7 advantage in front of shocked sellout crowd at the end of one quarter, but the defending I-AA National Champions outscored the Tribe 24-7 to close the game, capped by a 25-yard TD pass from Sonny Riccio to Joseph Bleymaier with 4:41 remaining.

Junior linebacker **Chris Ndubueze** and junior corner **Stephen Cason** share the team-lead with 11 tackles apiece, while sophomore end **Josh Wright** recorded a career-high 10 stops in the loss.

	1	2	3	4	Final
#14 William & Mary	21	0	0	7	28
#3 Delaware	7	17	0	7	31

Scoring Summary

Qtr	Team	Score	Time
1st	W&M	Thompson 10 pass from Campbell (Kuehn kick)	12:33
	W&M	Thompson 62 pass from Campbell (Kuehn kick)	11:34
	UD	Long 5 pass from Riccio (Shushman kick)	6:12
	W&M	Thompson 87 pass from Campbell (Kuehn kick)	4:26
2nd	UD	Lee 2 run (Shushman kick)	8:33
	UD	FG Shushman 43	5:58
	UD	Lee 2 run (Shushman kick)	0:44
4th	W&M	Thompson 64 pass from Campbell (Kuehn kick)	12:15
	UD	Bleymaier 25 pass from Riccio (Shushman kick)	4:41

	W&M	UD
First Downs	16	26
Rushes - Yards	25-30	46-149
Att-Cmp-Int	30-20-0	40-24-0
Pass Yards	355	302
Total Offense	385	451
Total Plays	55	86
Fumbles - Lost	2-1	0-0
3rd Down Conv.	6-13	10-18
Penalties - Yards	9-55	3-30
Sacks by - Yards	1-8	3-26
Time of Possession	23:38	36:22

Rushing

W&M: Brooks 10-13, Smith 8-31, Campbell 7--14.
UD: Lee 18-78 (2 TD), Starks 14-66, Cuff 3-8, Riccio 7-6, Team 3- -4, Long 1- -5.

Passing

W&M: Campbell 30-20-0 355 (4 TD).
UD: Riccio 40-24-0 302 (2 TD).

Receiving

W&M: Thompson 6-244 (4 TD), Nicholas 5-39, Brooks 3-30, Pitts 3-16, Smith 2-21, Parrott 1-5.
UD: Long 11-108 (TD), Boler 7-155, LaForgia 3-11, Bleymaier 1-25 (TD), Lee 1-3, Starks 1-0.

Defense

W&M: Cason 11 (PBU), Ndubueze 11 (2 PBU), Wright 10, Miller 9, Wheeler 9 (TFL), Shaw 7, Nickell 6, McCarthy 5, Watson 3 (1.0 sack).

Attendance: 22,058

#16 W&M 41, TU 16

TOWSON, MD (10/30/04) - Senior All-American candidate, quarterback **Lang Campbell** threw for 268 yards and three touchdowns in three quarters, and the 16th-ranked Tribe piled up a season-high 585 yards of total offense to subdue Towson, 41-16.

Campbell completed 20-of-29 attempts and his three touchdown passes brought his season total to 14, seven of which have come in the last two games. The 268 passing yards brought his career total to 4,697, moving him into sixth place on the W&M career list, while his three TD passes brought his career total to 38, also moving him into sixth place on the W&M career list in that category.

Senior wide receiver **Dominique Thompson** caught seven passes for 122 yards and two touchdowns, his fifth and sixth scoring receptions in the last two games. Thompson went over the 1,000-yard mark on the season early in the third quarter, becoming just the sixth player in W&M history to record a 1,000-yard receiving season.

Just as impressive as Campbell's feats through air was the Tribe's ground attack, which racked up a season-high 280 rushing yards after averaging just 99.1 yards per game coming in. Senior tailback **Jon Smith** led the rushing attack with a season-high 113 yards on six carries and added a running score. Smith became the first Tribe player this season to surpass the century mark on the ground, and it was his fifth 100-yard rushing game of his career (5), moving him into a tie for eighth place on the W&M career list.

	1	2	3	4	Final
#16 William & Mary	7	17	14	3	41
Towson	3	0	0	13	16

Scoring Summary

Qtr	Team	Score	Time
1st	W&M	Thompson 46 pass from Campbell (Kuehn kick)	13:07
	TU	FG Halbruner 33	7:38
2nd	W&M	Smith 1 run (Kuehn kick)	14:57
	W&M	Thompson 21 pass from Campbell (Kuehn kick)	7:32
	W&M	FG Kuehn 32	0:47
3rd	W&M	Brooks 8 run (Kuehn kick)	7:27
	W&M	Bratton 1 pass from Campbell (Kuehn kick)	1:41
4th	TU	Perry 49 pass from Goldbeck (Halbruner kick)	14:52
	W&M	FG Kuehn 43	10:46
	TU	Perry 26 pass from Goldbeck (Halbruner kick blocked)	9:23

	W&M	TU
First Downs	30	14
Rushes - Yards	47-280	28-77
Att-Cmp-Int	37-23-0	33-18-2
Pass Yards	305	234
Total Offense	585	311
Total Plays	84	61
Fumbles - Lost	1-1	1-0
3rd Down Conv.	11-18	2-14
Penalties - Yards	5-40	2-30
Sacks by - Yards	2-16	1-3
Time of Possession	35:59	24:01

Rushing

W&M: Brooks 18-93 (TD), Smith 16-113 (TD), Viola 7-53, Campbell 3-19, Otey 2-6.
TU: Brunetti 12-49, Corle 6-1, Goldbeck 4--5, Miles 3-11, Marcus 2-11, Brown 1-10.

Passing

W&M: Campbell 29-20-0 268 (3 TD), Potts 8-3-0 37.
TU: Goldbeck 33-18-2 234 (2 TD).

Receiving

W&M: Thompson 7-122 (2 TD), Nicholas 4-42, Smith 3-19, Bratton 2-30 (TD), Davis 2-12, Pitts 1-29, Taylor 1-20, Holston 1-13, Brooks 1-10, Parrot 1-8.
TU: Marcus 6-70, Brown 4-58, Corle 3-13, Perry 2-75 (2 TD), Arnold 2-10, Brown 1-8.

Defense

W&M: Miller 10 (2 PBU), Wheeler 9 (TFL, PBU), Nickell 7 (PBU, Blkd PAT), Ndubueze 7 (INT), Shaw 7 (INT), Wright 5 (2.0 TFL), Kelly 4 (1.0 sack), Page 1 (1.0 sack, FF).


Attendance: 3,280

QUARTERBACK CLUB PLAYERS OF THE WEEK

For the Week of Oct. 30, at Towson

OFFENSE

PATRICK MULLOY, JR., C



Mulloy anchored an offensive line that paved the way for the Tribe to amass season-highs in rushing yards (280) and total offense (585).

Previous Winners:

North Carolina - Sept. 4
Lang Campbell, Sr., Quarterback
23-41-0, 322 yds, 2 TD; 6 att., 35 yds, 2 TD

New Hampshire - Sept. 18
Cody Morris, So., Lineman

VMI - Sept. 25
Jon Smith, Sr., Tailback
15 carries, 52 yards, 2 TD

Northeastern - Oct. 2
Lang Campbell, Sr., QB
22-36, career-high 378 yards, TD; 2 rush TDs

Liberty - Oct. 9
Dominique Thompson, Sr., WR
10 catches, career-high 221 yards

Rhode Island - Oct. 16
Matt Trinkle, So., TE
7 catches, career-high 51 yards, 2 TDs

Delaware - Oct. 23
Dominique Thompson, Sr. WR
6 catches, school-record 244 yards, 4 TDs

DEFENSE

JOSH WRIGHT, SO., DE



Wright recorded five total tackles, three solo, against the Tigers Saturday, including a team-high two tackles for loss.

Previous Winners:

North Carolina - Sept. 4
James Miller, Jr., S
15 TT, 8 UT, FR, BrUP

New Hampshire - Sept. 18
Chris Ndubueze, Jr., LB
16 total tackles, 10 solo

VMI - Sept. 25
Ryan Nickell, So., LB
2 total tackles, 2 INT

Northeastern - Oct. 2
Adam O'Connor, Jr., DE
8 total tackles, 1.0 sack

Liberty - Oct. 9
Stephen Cason, Jr., CB
8 total tackles, 2.5 TFL, 1.5 sacks, 3 PBU

Rhode Island - Oct. 16
Thad Wheeler, Jr., LB
Career-high 16 total tackles, 2.0 TFL

Delaware - Oct. 23
Chris Ndubueze, Jr. LB
11 total tackles, 9 solo, 2 PBU

SPECIAL TEAMS

ALAN WHEELING, SO., DB



Wheeling made three total tackles on special teams' kick coverage Saturday.

Previous Winners:

North Carolina - Sept. 4
Josh Lusitg, Sr. WR/KR
6 ret., 135 yds, 22.5 avg; 6 rec., 112 yds, TD

New Hampshire - Sept. 18
Greg Kuehn, Jr., PK
27, 35, and 21-yard FGs in 9-7 win

VMI - Sept. 25
Mike Mesi, Sr., P
6 punts, 264 yards, 44.0 avg., 64 long

Northeastern - Oct. 2
Greg Kuehn, Jr., PK
3-4 FG (30, 28, 28) including GW in OT

Liberty - Oct. 9
Tony Viola, RF, RB
3 total tackles, 2 solo, on kick coverage

Rhode Island - Oct. 16
Greg Kuehn, Jr., PK
1-1 FG (28), 4-4 PAT, 4 touchbacks

Delaware - Oct. 23
Dominique Thompson, Sr., WR
3 KO returns for 52 yards, 1.0 tackle