

Tribe

2004

William and Mary Football

Laycock's 25th SEASON



GAME 10 - SATURDAY, NOVEMBER 13 - 12:00 P.M. (A10 TV)

#10 WILLIAM & MARY (7-2, 5-1) #4 JAMES MADISON (8-1, 6-0)

TRIBE

AT

DUKES

Date	Opponent	Score/Time
Sept. 4	at North Carolina	L, 38-49
Sept. 18	*at #10 New Hampshire	W, 9-7
Sept. 25	VMI	W, 42-6
Oct. 2	*#16 NORTHEASTERN	W, 38-35 (OT)
Oct. 9	at Liberty	W, 37-17
Oct. 16	*RHODE ISLAND	W, 31-24
Oct. 23	*at #3 Delaware	L, 28-31
Oct. 30	*at Towson	W, 41-16
Nov. 6	*#19 VILLANOVA	W, 37-29
Nov. 13	*at #4 James Madison	12:00 p.m.
Nov. 20	*RICHMOND	1:00 p.m.

*A10 conference game

Date	Opponent	Score/Time
Sept. 4	Lock Haven	W, 62-7
Sept. 18	*at Villanova	W, 17-0
Sept. 25	at West Virginia	L, 10-45
Oct. 2	*Hofstra	W, 31-21
Oct. 9	*Massachusetts	W, 28-7
Oct. 16	*at Maine	W, 24-20
Oct. 23	*at Richmond	W, 26-20
Oct. 30	*VMI	W, 41-10
Nov. 6	*Delaware	W, 20-13
Nov. 13	*William & Mary	12 p.m.
Nov. 20	*at Towson	1 p.m.

*A10 conference game

HEAD COACHES

Jimmye Laycock (W&M, 1970)

W&M Record 166-112-2 (25th year)

Career Record 166-112-2 (25th year)

vs. JMU 11-12

Mickey Matthews (SW Texas St., 1976)

JMU Record 35-32 (Sixth year)

Career Record 35-32 (Sixth year)

vs. W&M 4-1

GAME DAY INFORMATION

#10 WILLIAM & MARY (7-2, 5-1 A10) AT #4 JAMES MADISON (8-1, 6-0 A10)

Kickoff - 12 p.m., Saturday, November 13

Site - Zane Showker Field at Bridgeforth Stadium (cap. 14,000, artificial turf)

TV - Saturday's game will be featured as the Game of the Week on the Atlantic 10 Television Network. ESPN Radio talent Bob Picozzi (play-by-play) and former Delaware and N.Y. Giant standout Scott Brunner will have the call. For a complete rundown of stations carrying Saturday's telecast, see page 7.

Radio - The Tribe Football Radio Network will broadcast today's game across the Commonwealth of Virginia. The veteran broadcast duo of Jay Colley (play-by-play) and Bob Sheeran (color) will call the action. For a complete listing of the Tribe Football Radio Network, see page 7.

All-Time Series - W&M leads 13-12

Last Meeting - JMU won, 17-10, in Williamsburg last season.

MEDIA CONTACTS

W&M SPORTS INFORMATION

SID - Pete Clawson

Phone - (757) 221-3369

Email - pmclaw@wm.edu

Fax - (757) 221-3412

Web - www.TribeAthletics.com

JMU SPORTS INFORMATION

SID - Gary Michael

Phone - (540) 568-6154

Email - michaelg@jmu.edu

Fax - (540) 568-3703

Web - www.JMUSports.com

FIRST AND 10

Conference title aspirations and I-AA Playoff implications are on the line Saturday, as No. 10 William and Mary visits No. 4 James Madison at Bridgeforth Stadium. The Tribe is coming off a 37-29 win over previously 19th-ranked Villanova, while the Dukes defeated then sixth-ranked Delaware, 20-13, in Harrisonburg last week. The game will pit one of the league's top-rated offenses against one of the league's best defenses, as W&M ranks third in total offense (405.3), while JMU ranks second in total defense (290.2).



Quick Slant

The winner of Saturday's game between William and Mary and James Madison will have the "inside track" to the conference's automatic bid into the NCAA Playoffs.

IN THE HUDDLE

Top Stories

The Nation's Best

In the latest graduation rates released by the NCAA, W&M had a 100% graduation rate for football players that entered the school as freshman during the 1997-98 school year.

Page 5

All-American, Walter Payton Award Candidate

Senior quarterback Lang Campbell needs just 71 yards Saturday to eclipse the 5,000-yard barrier for career passing yards.

Pages 3, 8, 9

And the Award Goes to

Junior all-conference candidate Adam O'Connor was named A10 Defensive Player of the Week for his three-sack effort against Villanova Saturday.

Page 7

Laycock's 25th Season

Saturday's win over Villanova secured Jimmye Laycock's 13th career season with seven or more victories.

Page 4

On the Air

Saturday's game will be featured as the Game of the Week on the Emmy-award winning A10 Television Network.

Page 7

Tribe Athletics.com



#10 WILLIAM & MARY

DEPTH CHART

#4 JAMES MADISON



OFFENSE

WR 3	Dominique Thompson	SR 6-1 190
11	John Taylor	SO 6-3 210
LT 78	Matthew Witham	SR 6-6 330
67	Brent Cochran	RF 6-4 280
LG 63	Ryan Lumm	JR 6-3 270
65	Matt Ridjaneck	JR 6-5 265
C 59	Patrick Mulloy	JR 6-4 300
62	Graham Falbo	RF 6-0 240
RG 68	Cody Morris	SO 6-4 285
57	Brian Neely	SO 6-4 290
RT 75	Michael Grenz	JR 6-3 282
71	Brad Stewart	RF 6-3 280
TE 40	Adam Bratton	JR 6-4 250
83	Jordan Troester	SO 6-3 225
WR 27	Joe Nicholas	RF 6-3 205
19	John Pitts, Jr.	SR 6-3 215
QB 12	Lang Campbell	SR 6-3 205
10	Mike Potts	RF 6-4 215
TB 2	Jon Smith	SR 6-1 220
9	Elijah Brooks	SO 5-9 205
FB 46	Matt Otey	RF 5-11 220
26	LeVince Parrot	SO 5-10 215

DEFENSE

DE 97	Adam O'Connor	JR 6-7 275
51	Wade Harrell	SR 6-3 240
DT 96	Justin Kelly	SR 6-2 260
58	Larry Pendleton	JR 6-3 285
DT 99	Mike McCarthy	SR 6-3 270
77	Brian Williamson	SO 6-4 260
DE 94	Josh Wright	SO 6-2 235
93	Jonas Watson	JR 6-2 240
ILB 34	Thad Wheeler	JR 6-1 215
69	William Turner	RF 6-1 220
OLB 54	Chris Ndubueze	JR 6-1 237
39	T.J. O'Neill	RF 6-1 220
OLB 55	Ryan Nickell	SO 6-2 210
45	Chris Kimber	JR 6-2 212
CB 22	Stephen Cason	JR 6-0 202
8	Alan Wheeling	SO 5-9 170
SS 35	Jonathan Shaw	JR 6-0 190
5	Craig Patterson	SR 5-11 202
FS 21	James Miller	JR 6-1 195
29	Zach Stout	SO 5-10 185
CB 24	Richard Riley	SO 6-1 175
38	David Page	RF 5-9 180

SPECIAL TEAMS

PK 25	Greg Kuehn	JR 6-3 200
HO 12	Lang Campbell	SR 6-3 205
P 13	Mike Mesi	SR 6-0 195
LS 51	Wade Harrell	SR 6-3 240
SS 75	Michael Grenz	JR 6-3 282
KR 3	Dominique Thompson	SR 6-1 190
PR 35	Jonathan Shaw	SO 6-0 190

OFFENSE

WR 82	D.D. Boxley	SO 5-9 175
15	L.C. Baker	FR 5-7 150
WR 2	Nic Tolley	JR 6-2 190
19	Stephen Wyatt	JR 5-9 175
TE 10	Tom Ridley	SR 6-4 245
44	Casime Harris	JR 6-3 250
OT 65	Corey Davis	SO 6-4 340
69	Harry Dunn	JR 6-7 325
OG 53	Matt Magerko	JR 6-0 285
57	Justin Mathias	JR 5-11 250
C 76	Leon Steinfeld	SR 6-1 295
52	Anderson Braswell	JR 5-10 285
OG 71	Mike Jenkins	SR 6-5 290
69	Harry Dunn	JR 6-7 325
OT 61	Jamaal Crowder	SR 6-3 300
69	Harry Dunn	JR 6-7 325
FB 37	Chris Iorio	SR 6-1 260
39	Will Patrick	SO 6-0 230
TB 24	Raymond Hines	JR 5-9 175
28	Antoinne Bolton	RF 5-7 160
QB 11	Justin Rascati	SO 6-2 220
16	Matt LeZotte	SR 6-1 210

DEFENSE

DE 97	Sid Evans	SR 6-1 260
35	Akeem Jordan	SO 6-0 220
DT 90	Frank Cobbs	JR 6-1 250
94	Demetrius Shambley	JR 6-4 295
DT 68	Brandon Beach	SR 6-1 280
98	Sudan Ellington	JR 6-3 265
DE 50	Marvin Brown	RF 6-2 260
39	Will Patrick	SO 6-0 230
LB 13	Kwynn Walton	SR 6-0 220
43	Michael Brown	RF 6-3 225
LB 6	Trey Townsend	SR 6-1 220
35	Akeem Jordan	SO 6-0 220
WS 8	Rodney McCarter	SR 5-10 190
33	Isaiah Dottin-Carter	SO 6-2 205
SS 22	Bruce Johnson	JR 5-8 195
20	Rondell Bradley	SR 6-1 210
CB 5	Cortez Thompson	SR 5-9 175
31	Leon Mizelle	JR 5-10 175
CB 41	Clint Kent	JR 5-8 185
23	Ardon Bransford	SO 5-10 185
FS 21	Tony LeZotte	RF 6-0 175
38	Nick Adams	RF 5-10 185

SPECIAL TEAMS

PK 42	David Rabil	SO 6-1 160
KO 93	Paul Wantuck	JR 5-9 185
HO 14	Nick Englehart	JR 6-0 200
P 14	Nick Englehart	JR 6-0 200
LS 59	Josh Haymore	SR 6-0 245
KR 23	Ardon Bransford	SO 5-10 185
PR 15	L.C. Baker	FR 5-7 150
or 5	Cortez Thompson	SR 5-9 175

HOW THEY LINE UP

CATEGORY	W&M (A10)	JMU (A10)
Games Played	9	9
Scoring Offense	33.4 (2nd)	28.8 (6th)
Rushing Offense	126.8 (10th)	205.6 (2nd)
Pass Att.-Cmp	281-175 (5th)	194-119 (11th)
Had Intercepted	1 (1st)	4 (2nd)
Completion %	62.3 (3rd)	61.3 (5th)
Passing Offense	278.6 (3rd)	157.9 (10th)
Total Offense /game	405.3 (3rd)	363.4 (7th)
Turnover Margin	0.89 (2nd)	0.44 (3rd)
3rd Down Efficiency	49.3 (1st)	40.3 (6th)
Scoring Defense	23.8 (7th)	15.9 (1st)
Rushing Defense	142.1 (7th)	87.9 (1st)
Passing Defense	213.6 (9th)	202.3 (6th)
Total Defense	355.7 (8th)	290.2 (2nd)

TEAM LEADERS

WILLIAM AND MARY

Rushing - Smith (132 att., 485 yds, 9 TD, 3.7 avg.)
Passing - Campbell (265-168-1, 2,423 yds, 15 TD)
Receiving - Thompson (49 rec., 1,053 yds, 9 TD)
Punt Ret. - Shaw (18 ret., 116 yds, 6.4 avg.)
Kick Ret. - Thompson (18 for 363 yds, 20.2 avg.)
Kicking - Kuehn (13-17 FG, long 43; 36-36 PAT)
Punting - Mesi (39.5 avg., 64 long, 8 inside 20)
Tackles - Ndubueze (76 total, 46 solo)
Sacks - O'Connor (7.0 for 41 yards)
TFL - O'Connor (9.0 for 45 yards)
INT - Miller (3 for 70 yards)
Pass Brks - Cason, Miller (7)

JAMES MADISON

Rushing - Fenner (118 att., 681 yds, 7 TD, 5.8 avg.)
Passing - Rascati (164-103-4, 1,145 yds, 8 TD)
Receiving - Boxley (25 rec., 311 yds, 2 TD, 12.4 avg.)
Punt Ret. - Baker (22 for 211 yds, 9.6 avg.)
Kick Ret. - Bransford (7 for 145 yds, 20.7 avg.)
Kicking - Rabil (7-10 FG, 37 long; 25-27 PAT)
Punting - Englehart (37.6 avg., 52 long, 13 I20)
Tackles - T. LeZotte (84 total, 43 solo, 3.0 TFL)
Sacks - Walton (5.5 for 42 yards)
TFL - Walton (10.5 for 56 yards)
INT - Townsend (4 for 85 yards)
Pass Brks - Cobbs (9)

TALE OF THE TAPE

TRIBE VS. DUKES

Pos.	W&M	JMU	Pos.
WR & TE	6-3/218	5-10/184	DB
OF Backs	6-1/213	6-1/220	LB
OL & TE	6-4/285	6-1/263	DL
DL	6-4/272	6-4/293	OL/TE
LB	6-1/229	6-0/198	OF Backs
DB	6-1/191	5-11/180	WR/TE

* Averages reflect those of starters only.

W&M SPORTS INFORMATION

Phone: (757) 221-3344
Fax: (757) 221-3412
Web: www.TribeAthletics.com
Director: Pete Clawson
Email: pmclaw@wm.edu
Assist. Football Contact: Mark Hoskins
Email: mjhosk@wm.edu

College of William and Mary Team Information

QUICK FACTS

Captains: Lang Campbell, Wade Harrell
Offensive Formation: Pro-style
Defensive Formation: Multiple 4-3
Lettermen Ret./Lost: 34/8
Off. Starters Ret./Lost: 8/3
Def. Starters Ret./Lost: 8/3
Spec. Starters Ret./Lost: 2/0

FOOTBALL INFO

First Season: 1893
All-Time Record: 491-483-41
Stadium: Zable Stadium (12,259, natural grass)
All-Time Home Record: 182-101-6
Bowl/Playoff Appearances: 11 (6 in D I-AA)
Bowl/Playoff Record: 6-7 (2-6 in D I-AA)
Conference: Atlantic 10

Head Coach

Jimmye Laycock (W&M, 1970)
 (See page 4)

ASSISTANT COACHES

Bob Solderitich, Zbig Kepa, Jim Pletcher, Matt McLeod, Steven Jerry, Matt McLeod, Trevor Andrews, Greg Shockley, Adam Braithwaite, Scott Boone

2003 IN REVIEW

Overall Record: 5-5
A-10 Record: 4-4 (6th)
Home: 2-2
Away: 3-3
Final Ranking: None

UNIVERSITY FACTS

Location: Williamsburg, Va.
Founded: 1693
Enrollment: 5,560
Nickname: Tribe
Colors: Green, Gold and Silver
President: Timothy J. Sullivan (W&M, 1966)
Athletics Director: Terry Driscoll (BC, 1969)

LANG CAMPBELL

THE CAMPBELL FILE

Senior, QB, 6-3, 205

Hometown: Winchester, Va.

High School: Handley

Major: History and Economics

Honors/Awards: Preseason honorable-mention All-American by I-AA.org, preseason first-team all-conference, third-team all-conference in 2003, two-time academic all-conference selection (2002, 2003). A-10 Offensive Player of the Week Sept. 4.

Personal: Son of Shep and Nancy Campbell... Brings a cumulative GPA of better than 3.3 into senior campaign... Enjoys playing sports, listening to music and reading in his free time... Born September 25, 1981.

Note of the Week: Campbell needs 71 passing yards against JMU Saturday to become just the sixth quarterback in W&M history to pass for 5,000 yards in his career.



By rushing for seven TDs and throwing for 15 more, Campbell has accounted for 22 TDs in nine games this season.

The senior from Winchester, VA has emerged as one of top signal callers in the nation. The following is a brief look at his game-by-game accomplishments in 2004.

At North Carolina - Sept. 4

In the season-opener at UNC, Campbell threw for a then career-high 322 yards, surpassing the 300-yard mark for the first time in his career. He completed 23 of 41 attempts and threw a pair of TD passes and added two rushing scores.

At #10 New Hampshire - Sept. 18

Slowed by heavy rains and poor field conditions, Campbell was effective at UNH, throwing for 148 yards on 11 for 23 passing and running for 42 yards on 14 attempts to lead W&M over the 10th-ranked Wildcats, 9-7. Included in his afternoon was a crucial 5-yard run for the game-clinching first down.

Vs. VMI - Sept. 25

On his 23rd birthday against VMI, Campbell went 11-for-15 through the air for 160 yards and a pair of TD passes, before handing the quarterback duties over early in the second half in the Tribe's 42-6 victory.

Vs. #16 Northeastern - Oct. 2

Went over the 300-yard mark against Northeastern, throwing for a career-best 378 yards on 22-of-36 passing. Campbell completed a then season-long 77-yard TD pass to Dominique Thompson in the fourth quarter that gave W&M a 35-28 advantage, and he also ran for a pair of first half scores.

At Liberty - Oct. 9

Surpassed the 300-yard mark for third time this season, throwing for 368 yards. Ten completions went to Thompson for 221 yards alone. Campbell also ran eight times for 32 yards and a TD, his fifth rushing TD of the season.

Vs. Rhode Island - Oct. 16

Threw for 192 yards and two TDs, both to Matt Trinkle in the first quarter, on 20-for-27 passing. He also recorded his sixth rushing TD of the season.

At #3 Delaware - Oct. 23

Completed 20 of 30 passes for 355 yards and four TDs, all of which went to senior WR Dominique Thompson. He had a remarkable QB rating

CAMPBELL'S 2004 CLIPS

- Leads the A10 in pass efficiency (158.1).
- Leads the A10 in passing yards/game (269.2).
- Leads the A10 in total offense (289.8).
- Has accounted for at least one TD in 18 of 19 career starts.
- Thrown for 200 or more yards in 13 of his 19 career starts.
- Surpassed 3,000 career passing yards with 160 vs. VMI on Sept. 25.
- Surpassed 4,000 career passing yards with 192 vs. Rhode Island on Oct. 16.
- Surpassed 5,000 career total offensive yards with 287 yards at Towson on Oct. 30.
- Threw for a career-best 378 yards in a 38-35 overtime win over #16 Northeastern. Also ran for two scores in the game.
- Threw a career-high four TD passes at Delaware on Oct. 23.
- Ranks 6th on the W&M career passing yards list (4,929).
- Ranks 6th on the W&M career total offensive yards lists with 5,446.
- Ranks 6th on W&M career TD passes list with 39.
- At UNC, became first W&M QB to pass and run for two TDs since David Corley did it vs. Maine in 2001.

of 210.1 for the game and surpassed the 300-yard barrier for the fourth time this season. He connected with Thompson on an 87-yard TD pass, which matched the longest passing play in W&M history (See page 18).

At Towson - Oct. 30

Threw for 268 yards and three TDs, giving him seven TD passes in the last two games. He completed 20 of 29 passes in three quarters of action for his fifth 200-yard game of the season. His three TD passes moved him into sixth place on the W&M career list (38), while he also moved into sixth on the school's career passing yards chart with 4,697.

Vs. #19 Villanova - Nov. 6

Displayed his full dual-threat ability, throwing for 232 yards and a TD on 22-of-34 passing, while also running for 60 and a score on 10 attempts. Moved into sixth place on the school's career total offense listing (5,446) and brought his career passing yards total to 4,929, just 71 shy of 5,000.

For more notes on Campbell see pages 8-9.

CAMPBELL'S 2003 CLIPS

- Led the A-10 in passing yards per game (229.6) and pass efficiency (152.1).
- Threw for over 200 yards in each of the Tribe's final seven games.
- Finished '03 as the Tribe's second-leading rusher with 300 yards.
- Twenty-two TD passes in '03 matched fifth-best single-season total in W&M history.
- Threw at least one TD pass in all 10 games.

Campbell's 2004 Statistics

	G/S	Att.	Cmp.	Pct.	Yards	AVG/G	TD	INT	Rushes	Yards	TD	AVG/G.
at North Carolina	Sept. 4	41	23	.561	322	322.0	2	0	6	35	2	35.0
at #10 New Hampshire	Sept. 18	23	11	.478	148	148.0	0	0	14	42	0	42.0
VMI	Sept. 25	15	11	.733	160	160.0	2	0	4	-5	0	-5.0
#16 NORTHEASTERN	Oct. 2	36	22	.611	378	378.0	1	1	8	9	2	9.0
at Liberty	Oct. 9	30	19	.633	368	368.0	0	0	8	32	1	32.0
RHODE ISLAND	Oct. 16	27	20	.741	192	192.0	2	0	6	10	1	10.0
at #3 Delaware	Oct. 23	30	20	.667	355	355.0	4	0	7	-14	0	-14.0
at Towson	Oct. 30	29	20	.690	268	268.0	3	0	3	19	0	19.0
#19 Villanova	Nov. 6	34	22	.647	232	232.0	1	0	10	60	1	61.0
2004 TOTALS	9/9	265	168	.634	2,423	269.2	15	1	66	185	7	20.6
OVERALL CAREER												
2003	10/10	285	182	.639	2,296	229.6	22	7	77	300	0	30.0
2002	5/0	13	7	.538	69	13.8	1	0	5	23	1	4.6
2001	2/0	10	8	.800	141	70.5	1	0	2	6	1	3.0
TOTALS	26/19	573	365	.637	4,929	189.6	39	8	150	517	9	19.9

TRIBE HEAD COACH

JIMMYE LAYCOCK



**THE JIMMYE LAYCOCK ERA
(1980-present)
166-112-2 (Career Record)**

Year	Record	Postseason
1980	2-9	
1981	5-6	
1982	3-8	
1983	6-5	
1984	6-5	
1985	7-4	
1986	9-3	NCAA Playoffs
1987	5-6	
1988	6-4-1	Epson Ivy Bowl
1989	8-3-1	NCAA Playoffs
1990	10-3	NCAA Playoffs
1991	5-6	
1992	9-2	Epson Ivy Bowl
1993	9-3	
1994	8-3	
1995	7-4	
1996	10-3	NCAA Playoffs
1997	7-4	
1998	7-4	
1999	6-5	
2000	5-6	
2001	8-4	NCAA Playoffs
2002	6-5	
2003	5-5	
2004	7-2	

Winning Seasons in Bold

Laycock at I-AA Playoffs

1986	Delaware, 17-51 (L)
1989	Furman, 10-24 (L)
1990	Massachusetts, 38-0 (W) Central Florida, 38-52 (L)
1993	McNeese State, 28-34 (L)
1996	Jackson State, 45-6 (W) Northern Iowa, 35-38 (L)
2001	Appalachian State, 27-40 (L)

Laycock vs. The Atlantic 10

Team	W	L	T
Delaware	10	14	0
Hofstra	2	1	0
James Madison	11	12	0
Maine	5	1	0
Massachusetts	4	5	0
New Hampshire	8	2	0
Northeastern	9	2	0
Rhode Island	9	1	0
Richmond	18	6	0
Towson	2	0	0
Villanova	9	5	1

Silver Linings: Jimmye Laycock is in his 25th season as the Tribe's head coach. The school's all-time winningest coach, Laycock has compiled a 166-112-2 career record at W&M. He ranks fourth on the A-10 career victories lists (63). W&M has made seven postseason appearances under Laycock and posted winning ledgers in 17 of the past 21 seasons.

Good Company: Tribe head coach Jimmye Laycock, in his 25th season on the W&M sidelines, ranks third among all current Division I-A and Division I-AA head coaches in terms of most years at their current school. The two coaches ahead of Laycock are Penn State's Joe Paterno (37 years) and Florida State's Bobby Bowden (26 years).

Quotes from the Monday, Nov. 8, A-10 Coaches Conference Call...

What were your thoughts of Saturday's 37-29 win over 19th-ranked Villanova?

Well, I thought there were two very good teams going head-to-head. I think Villanova is a very good team, just as we anticipated going in. I thought both teams battled really well. I was very pleased with the way we played in the second half. I thought we came out and controlled the game offensively, took care of the football, and put together some good drives. We made some things happen, and we felt very good to come away with a quality win.

With W&M's playoff possibilities looking better after another victory, do you put that out in front of the team so close to the end of the season, and tell them the playoffs are possible?

What I usually do when we come down to the end of the season, is I point out different scenarios early in the week so they can make plans as we approach the Thanksgiving break. Basically, I explain the things that could happen and things that could not happen. That's about it really. We just try and plan out the next few weeks in case we're successful, or in case we're not. We just have to be ready for any situation that may occur.

After the win over Villanova, you were quoted as saying that [Senior All-American candidate, quarterback] Lang Campbell turned a lot of your bad calls into good calls. At what point did you realize that he had the ability to do something like that and gain your confidence in doing something like that?

It was fairly early on. It was before he actually played in any games. He was behind Dave Corley, Jr. [W&M and A10's all-time leader in total offense], when David was playing very well. It was probably in the spring of 2002, when we held Dave out of spring drills and let Lang handle the quarterback duties before Dave's senior year. Lang really blossomed and came into his own. He has a way about him that shows he has a lot of confidence without

coming across as arrogant or cocky. He's a very confident young man who knows how to play the game. Whether its football, basketball, or baseball, he's the kind of guy you want in charge, running the show.

Has Lang's development [as an All-American caliber quarterback] been a surprise or did a lot of other coaches miss the boat [on the opportunity to recruit him]? I know he came to William and Mary as a walk-on and I don't know that he had any or many scholarship offers coming out of high school.

It wasn't a surprise to me. A lot of times, people get different ideas about scholarship offers. As a program, we have a very limited number of scholarships and sometimes we can't offer initial scholarships to as many recruits, or the ones we'd like to, because of other needs we have. His maturation and development as a quarterback really have not come as a surprise, especially once I got to know him as an individual.

What are your thoughts about [this week's opponent] James Madison?

Well, they're obviously playing very well and very, very hard. They're playing with a lot of confidence. They're making things happen with their defense and we're just very impressed with the enthusiasm and the speed at which they play. They have some guys that can really run to the football, and they run well and they play hard on every snap. They look to be able to win games in all three phases. Whether it's offense, defense, or special teams, it looks like an area comes through for them to help them win. They're an excellent team.

Talk about [Senior All-American candidate, WR] Dominique Thompson's development. Was he a guy that you expected to be able to step in and put up number like former All-American WR Rich Musinksi?

I felt like he could have been a very good receiver. I don't think you could envision anyone coming here and filling the shoes of Rich Musinksi. But Dominique's been in our program, and he's gotten better and better. I think he's really blossomed this year, as he has gained more playing time and more confidence in himself. He's really had a very good senior year, and I couldn't be more pleased with him.

Talk about the difference between attacking in the red zone and attacking outside the red zone, in regards to JMU's success on the defensive side of the ball in the red zone.

Obviously, the field shrinks down there and I think on defense you have so many guys. It looks like they just run so well to the football. You condense the field, and when you put that kind of speed on the field in a condensed area, it just doesn't give you that many creases offensively. There just aren't very many seams. Whether you're trying to run it, or whether you're trying to throw it, the shorter field makes it very tough.



2004 ATLANTIC 10 STANDINGS

SOUTH	A-10	Overall
James Madison	6-0	8-1
William and Mary	5-1	7-2
Delaware	5-1	6-3
Villanova	3-4	6-4
Richmond	2-4	3-6
Towson	0-6	3-6

NORTH	A-10	Overall
New Hampshire	4-2	7-2
Hofstra	3-3	5-4
Massachusetts	3-4	5-5
Maine	2-4	4-5
Rhode Island	2-4	4-5
Northeastern	2-4	3-6

AROUND THE ATLANTIC 10 THIS WEEK

Saturday, November 13

* William and Mary at James Madison	12 pm
*Maine at Rhode Island	12 pm
*Towson at New Hampshire	12 pm
*Delaware at Richmond	1 pm
*Northeastern at Hofstra	3:30 pm
*Atlantic 10 conference game, \$A10 TV	

W&M'S ATLANTIC 10 RANKING

Total Offense	3rd	405.3
Passing Offense	3rd	289.6
Rushing Offense	10th	126.8
Scoring Offense	2nd	33.4
Pass Efficiency	1st	155.3
Third-down Conversion	1st	49.3
Fourth-down Conversion	1st	90.0
Red Zone Offense	1st	.953
Sacks Against	T-4th	13
Total Defense	8th	355.7
Passing Defense	9th	213.6
Rushing Defense	7th	142.1
Scoring Defense	7th	23.8
Pass Defense Efficiency	7th	123.3
Sacks	T-6th	20
Turnover Margin/game	2nd	0.89
Kickoff Returns	4th	21.2
Punt Returns	10th	6.6
Kickoff Coverage	3rd	18.1
Penalties	1st	44.0
Field Goals	1st	.765
Time of Possession	1st	31:40

W&M INDIVIDUALS IN THE A-10 TOP 10

Pass Yds/Game	Campbell	1st	269.2
Total Offense	Campbell	1st	289.8
Pass Efficiency	Campbell	1st	158.1
Punting	Mesi	3rd	39.5
Scoring	Kuehn	3rd	8.3
Scoring (Kick)	Kuehn	2nd	8.3
Scoring (TDs)	Thompson	T-9th	6.0
All Purpose	Thompson	1st	158.2
Receptions/Game	Thompson	7th	5.33
Rec. Yds/Game	Thompson	2nd	117.0
FG/Game	Kuehn	1st	1.44
PAT Pct.	Kuehn	T-1st	100.0
Kick Return Avg.	Thompson	10th	20.2
Sacks	O'Connor	T-1st	7.0
Interceptions	Miller	10th	3
Fumbles Recov.	Tra. McLaurin	T-3rd	3
Passes Defended	Miller	4th	10
	Cason	T-8th	7

W&M GAME NOTES

VS. JAMES MADISON NOV. 13, 2004

Second to None: The National Collegiate Athletic Association has recently released its official graduation-rates reports for all student-athletes receiving athletics aid. The report shows that the College of William and Mary has graduated an impeccable 100% of its football players that entered the program as freshman during 1997-98 school year.

As the nation's 10th-ranked program, the Tribe carries the highest graduation rate in the conference, leading Richmond (94%) by a full six points. Of the teams currently ranked in the national top 25, only second-ranked Furman (81%) is within 20 percentage points of the College. In fact, William and Mary is one of only four teams in the entire I-AA top 25 to have a graduation rate of 70%, or better.

By comparison, the overall graduation rate amongst all school's providing athletics aid for I-AA football is 54%.

As an overall department, William and Mary has graduated its student-athletes at an 87% clip over the same span. Of the 289 student-athletes on aid who exhausted eligibility since 1997, an amazing 99% have graduated from the College.

Setting the Scene: With its decisive 37-29 win over No. 19 Villanova last Saturday, coupled with James Madison's upset of then-third ranked Delaware, the College of William and Mary has positioned itself to make a run at its seventh NCAA postseason appearance and third Atlantic 10 conference title.

William and Mary, 7-2 overall, enters the game with a 5-1 mark in conference play, while James Madison, 8-1 on the year, has been perfect through its first six league games.

A win over the College will clinch at least a share of the league's conference crown for the Dukes and assure them the league's automatic NCAA bid. Conversely, a win by the Tribe would put it in the driver's seat for all the aforementioned accolades, but W&M would still need a win over arch rival Richmond in the season finale (on November 20th in Zable Stadium) to seal the title and automatic qualification.

Should the College lose, it would still have a fighting chance to earn a playoff bid if it were to defeat the Spiders, as it would finish no worse than tied for third in a league that is currently ranked as the top I-AA conference in the nation.

Poll Watching: With this week's No. 10 billing in the Sports Network I-AA Top 25, William and Mary entered the poll's top 10 for the first time since the start of the 2002 season. The Tribe was ranked No. 9 in the TSN preseason poll that year and slipped to No. 10 in the Sept. 2, 2002 poll, after a season-opening loss to Indiana. It had been 39 consecutive polling weeks since the Green and Gold

appeared in the top 10.

Looking at the ESPN/USA Today I-AA Top 25, where the Tribe is also ranked No. 10, W&M moved into that poll's top 10 for the first time since Sept. 2, 2002, when it was also ranked No. 10. W&M has been ranked or receiving votes in every single ESPN/USA Today poll this season. Here is a complete listing of the Tribe's week-by-week rankings in each poll this season, after the previous week's game:

Opponent	Poll Date	TSN/ESPN
--	Preseason	--/RV
UNC - L, 38-49	Sept. 6	RV/no poll
Open	Sept. 13	RV/RV
UNH - W, 9-7	Sept. 20	RV/RV
VMI - W, 42-6	Sept. 27	RV/RV
NU - W, 38-35	Oct. 4	18/18
LU - W, 37-17	Oct. 11	16/16
URI - W, 31-24	Oct. 18	13/13
UD - L, 28-31	Oct. 25	16/15
TU - W, 41-16	Nov. 1	13/13
VU - W, 37-29	Nov. 8	10/10

More on the Rankings: Saturday's match-up with fourth-ranked James Madison will be the Tribe's fifth against a ranked opponent this season, as W&M has posted a 3-1 mark in the four previous contests. It will also mark the fourth time in 11 all-time meetings as conference foes that both W&M and JMU will be ranked at game time. At No. 4, JMU has the highest-ever rating coming into a game in the series, with the previous highest ranking being No. 7, which W&M held in 1997 and Madison attained in 1995.

The Dukes are the second-highest ranked team the Tribe has faced this season, having also taken on Delaware, which was tabbed No. 3 at the time. Despite jumping out to a 21-7 first-quarter lead, W&M dropped a narrow 31-28 decision to the Blue Hens on Oct. 23, marking the Tribe's only loss to a ranked opponent this season.

Here is a closer look at W&M's wins over ranked opponents this season:

Date	Opponent	Ranking	Result
9/18	New Hampshire	10	W, 9-7
10/2	Northeastern	16	W, 38-35 OT
11/6	Villanova	19	W, 37-29

Computer Savvy: While on the subject of rankings, based on the USA Today/Sagarin computer rankings, Saturday's game features two of the top six teams in the country. W&M, which has been rated as high as No. 2 in the Sagarin ratings this season, is currently No. 6 in Division I-AA, while James Madison is the top-rated team in the I-AA ranks at No. 51 amongst all of Division I.

In fact, JMU is ranked higher in the Sagarin rankings than such traditional D-I powers

as Kansas State, Nebraska and Syracuse, while W&M is rated higher than Colorado State, Connecticut and Pittsburgh.

The Atlantic 10 is the highest-rated Division I-AA conference in the nation in the Sagarin Rankings at No. 11, coming in ahead of two Division I-A conference, the Sun Belt and Mid-American Conferences.

Adam's Award: Junior all-conference candidate, defensive end **Adam O'Connor** was named the Atlantic 10 Defensive Player of the Week on Sunday for his efforts in the Tribe's crucial 37-29 victory over Villanova.

O'Connor wreaked havoc in the Wildcats' backfield all day Saturday, as he recorded three sacks in the contest, which was just a half-sack short of a W&M single-game record. The single-game record sacks stands at 3.5, set by Luke Cullinane in 1996, coincidentally against Villanova. O'Connor had five total tackles, all solo, and added another quarterback hurry against VU Saturday.

With his performance against the Wildcats, O'Connor vaulted into a tie for the top mark on the league's sack listing with 7.0 on the season. He also leads the Tribe with 9.0 tackles for loss this season and has registered a team-best seven quarterback hurries.

Horrors of Harrisonburg: While Halloween weekend was over two weeks ago, the College is entering one of its own "House of Horrors" as it travels to Madison's Bridgeforth Stadium on Saturday. The Tribe has won just four times in 11 all-time contests at JMU, including only

one of the last four trips (1998, 24-12). As recently as 2002, the Tribe traveled to Harrisonburg for the season's 10th game, needing a pair of wins to end the season in the playoff hunt and were handed a difficult 34-31 overtime loss that effectively ended its postseason chances.

It seems the Dukes, while not generating a dominating statistical edge, have developed a penchant for holding the College's high-powered offense in check in games played at Bridgeforth.

The following is a closer look at the team's last five games played in Harrisonburg since the 1993 season (the first season the two teams became conference opponents):

Points

- William and Mary has been held to more than a touchdown under its season scoring average on four of the last five visits to Bridgeforth (only exception being the 34-31 loss in '02, which the Tribe scored above its season average of 26.3 in the losing effort).
- The Dukes have won four of the five games and have outscored the College by a combined score of 121 to 97 (an average of 24.2 pts/gm to 19.4). The Tribe's average points/game for those five combined seasons was 28.2.
- The Dukes have managed to win two of these games by double digits (28-14 in 2000; 33-7 in 1994), while the Tribe has one double-digit victory (1998, 24-12). Only JMU has managed to score more than 30 points in regulation time (33 in 1994), but the Dukes have only scored less than 26 points on one occasion (12



LAST WEEK'S RESULTS - Nov. 6

- *William & Mary 37, Villanova 29
- *James Madison 20, Delaware 13
- *Hofstra 31, Maine 20
- *Massachusetts 26, Northeastern 22
- *New Hampshire 27, Rhode Island 3
- *Richmond 24, Towson 0

A-10 WEEKLY AWARDS - (Nov. 7)

- Offensive** - Anton Clarkson, Hofstra
- Defensive** - Adam O'Connor, W&M
Lance Gray, Richmond
- Rookie** - Charles Sullivan, Hofstra
- Special Teams** - Cortez Thompson, JMU

A-10 IN THE NATIONAL POLLS - (Nov. 8)

Sports Network	ESPN/USA Today
4. James Madison	4. James Madison
7. New Hampshire	7. New Hampshire
10. William & Mary	10. William & Mary
11. Delaware	11. Delaware

(see page 10 for complete polls)

TOP 10 CAREER A-10 COACHING VICTORIES

1. Bill Bowes (UNH, 1972-98)..... 97
 2. "Tubby" Raymond (UD, 1966-01) .. 89
 3. **Andy Tally (VU, 1985-) 81**
 4. **Jimmy Laycock (W&M, 1993-) ... 63**
 5. Jim Reid (UMass, 1986-91, UR, 95-03)...61
 6. Tom Jackson (UC, 1983-93) 42
 7. **Jack Cosgrove (UM, 1993-)..... 42**
 8. Hal Westerman (UM, 1951-66) 41
 9. Vic Fusia (UMass, 1961-70)..... 41
 10. Bob Griffin (URI, 1976-92)..... 37
- Acitve Coaches in Bold

ALL-TIME CONFERENCE STANDINGS (11/6)

Team	Conf. Record	Pct.
Delaware	106-45-0	.702
William & Mary 63-33-0		.656
Massachusetts	200-118-4	.627
Villanova	81-57-0	.587
<i>Connecticut</i>	<i>158-115-10</i>	<i>.576</i>
James Madison	50-47-0	.515
New Hampshire	161-161-10	.500
Hofstra	16-17-0	.485
<i>Boston U.</i>	<i>143-177-7</i>	<i>.448</i>
Maine	145-181-7	.446
Richmond	60-91-0	.397
Northeastern	38-59-0	.392
Rhode Island	118-212-7	.361
<i>Vermont</i>	<i>27-63-2</i>	<i>.304</i>
Towson	0-6-0	.000

Former members in italics

THE LAST MEETING

James Madison 24, William & Mary 17

WILLIAMSBURG, VA (10/18/03) - James Madison used a pair of big plays in the first half that resulted in two scores and controlled possession for a majority of the second half to hold off William and Mary, 24-17, before a crowd of 8,038 at Zable Stadium.

Despite the loss, it was an eventful day for the Tribe, as senior wideout **Rich Musinski** broke another school record. This time, he passed Dave Conklin to become the school's all-time leader in receptions. Musinski finished the game with 10 catches for 137 yards.

Tribe sophomore **Greg Kuehn** nailed two early field goals on the ends of a Dukes touchdown to make the early score 7-6. Then, JMU's Cortez Thompson ran a punt back 70 yards for a score, giving JMU a 14-6 advantage.

W&M tied the game when junior wideout **Dominique Thompson** caught his first career TD pass in the second quarter and quarterback **Lang Campbell** added the two-point conversion. But JMU bounced back to score a TD late in the half for a 21-14 lead. Kuehn nailed another field goal on the last play of the half to make it 21-17, but the only scoring left to be done in the game was a 26-yard field goal by JMU's David Rabil late in the contest.

	1	2	3	4	Final
James Madison	14	7	0	3	24
William and Mary	6	11	0	0	17

Scoring Summary

Qtr	Team	Score	Time
1st	W&M	FG Kuehn 21	11:18
	JMU	Banks 1 run (Rabil kick)	9:59
	W&M	FG Kuehn 32	7:45
	JMU	Thompson 70 punt return (Rabil kick)	2:07
2nd	W&M	Thompson 8 pass from Campbell (Campbell rush)	12:41
	JMU	Fenner 11 run (Rabil kick)	0:32
	W&M	FG Kuehn 49	0:00
4th	JMU	FG Rabil 26	1:07



Travis McLaurin had 13 total tackles against JMU in 2003.

MEDIA CENTER

WILLIAM & MARY ON TELEVISION

Saturday's game at JMU will be featured as the A10 Game of the Week on the A10 TV Network. ESPN Radio talent Bob Picozzi will handle the play-by-play duties, while Scott Brunner, a former Delaware and N.Y. Giant standout quarterback, will deliver color commentary. John Spencer is the sideline reporter. Here is a rundown of stations carrying Saturday's telecast:

Distribution (Station)	Market
Empire Sports	Buffalo, Western NY
Comcast SportsNet	Southern PA, NJ, DE
Comcast Mid-Atlantic	South of D.C.
Fox Sports NY	New York City

WILLIAM & MARY ON THE RADIO

Stretching over 150 miles across Virginia, the William and Mary radio network is the gateway to all of the Tribe's football action over the air. Veteran broadcast team Jay Colley (play-by-play) and Bob Sheeran (color) will once again relay the excitement of Tribe football over the airways on Saturdays. In addition to your local stations, all Tribe football and men's basketball games can be heard via the W&M athletics web site, www.TribeAthletics.com.

W&M Radio Network Affiliates

WMBG	740 AM	Williamsburg
WSRV	92.3 FM	Williamsburg
WBRG	1050 AM	Lynchburg
WTOX	1480 AM	Richmond

You can also catch head coach Jimmie Laycock each Thursday morning from 7:45 a.m. to 8:00 a.m. on Mornings with Big Al on Richmond's WXGI ESPN 950 AM and Thursday afternoons with Bob Sheeran from 12:30 p.m. to 1 p.m. on Williamsburg's WMBG 740 AM live from the Backfin Restaurant in Williamsburg.

A-10 COACHES CONFERENCE CALL

Every Monday, the A-10 will conduct a teleconference from 10 a.m.-12:10 p.m. (eastern time) with each of its head football coaches. Each coach will have a ten-minute slot to discuss his team and answer questions from the media. Members of the media are strongly encouraged to participate. For the access number, call Pete Clawson (757) 221-3369. Below is the schedule:

10:00	Atlantic 10 Update
10:10	Dave Clawson, Richmond
10:20	Jimmye Laycock, W&M
10:30	Andy Talley, Villanova
10:40	Rocky Hager, Northeastern
10:50	Mickey Matthews, JMU
11:00	Jack Cosgrove, Maine
11:10	Don Brown, Massachusetts
11:20	Tim Stowers, Rhode Island
11:30	K.C. Keeler, Delaware
11:40	Sean McDonnell, UNH
11:50	Joe Gardi, Hofstra
12:00	Gordy Combs, Towson

W&M WEEKLY PRESS CONFERENCE

A press conference with head coach Jimmie Laycock will be held Tuesday's prior to a Saturday game at noon at the Hospitality House in Williamsburg. Interviews with players will follow the luncheon. Please confirm your attendance with Pete Clawson at least 24 hours in advance at (757) 221-3369 or pmclaw@wm.edu.

in 1998).

Total Offense

- The Tribe has reached its season average in total offense only once in the last five visits to Harrisonburg (2002, when it gained 411 yards in the loss and its season average was 384.4).
- On average, the Tribe has been held to roughly 50 yards less than its season average when traveling to James Madison (347.2 yds/game compared to its season average of 398.8).
- Oddly enough, in this span, the College has actually out gained the Dukes offense by an average of 347.2 to 335.8 yards/game.

Pass Offense

- The Dukes have done an especially good job at holding the Tribe's vaunted passing attack in check on its home turf, as the College has averaged just 205 yards a game through the air in its last five visits. This figure is nearly 40 yards a game less than what the College had averaged overall in those five seasons (243.4). In fact, in the Tribe's last five visits to Bridgeforth, only Shawn Knight has managed to throw for more than 225 yards (256 in 1994).
- While the College has thrown for at least one TD in all five games, it has only thrown for more than one only once (three by David Corley in 2002). In the same span, it has yielded seven interceptions to the Dukes.

Run Offense

- The Tribe's ground game seems to have fared the best at Harrisonburg, as it has actually produced results in excess of its season averages on three of its last five visits. But, uncharacteristically, W&M's backs have as many turnovers (five) as they have rushing TDs in the five games.
- James Madison has out rushed the Tribe in three of the last five visits, but not significantly, as the Dukes have averaged 167.4 yds/gm to the College's 146.0. But, James Madison has scored twice as many rushing TDs in the span (10) and fumbled the ball away only twice.

Turnovers

- The Dukes hold a +5 turnover margin in the five games, having given away the ball a total of just six times compared to the College's 11 turnovers. The Tribe has not left Harrisonburg with an advantage in the giveaway department in any of the five games in the span, but has left with a push on two occasions (1998 and 1994).

Just in Case You Wondered: On the whole, in the 11 games the two teams have played as conference opponents, James Madison has won seven of the 11 contests. Statistically, the numbers are as follows:

Averages	JMU	WM	WM Overall*
Points	24.68	21.5	28.4
Total Offense	300.0	368.9	404.3
Pass Yards	130.2	195.5	243.4
Rush Yards	169.5	166.5	166.7

* - average for all games during same 11-year span.

Overall in the 11 game span, James Madison is an impressive +12 vs. W&M, as it has forced 25 turnovers (including 14 interceptions) and yielded just 13 (with just six interceptions).

Staying True to History: This season's edition of the Tribe/JMU match up will stay consistent with the recent history of this in-state rivalry. William and Mary holds a statistical advantage on the offensive side of the ball gaining 408.8 yards per game to James Madison's 363.4, out gaining the Dukes by 45.4 yards per game, while JMU continues to boast the tougher defense on paper, allowing 290.2 yards of offense per game, 65.5 yards less than William and Mary's 355.7.

Finding Common Ground: The Tribe and the Dukes have played just three common opponents this season in conference foes Delaware and Villanova, along with state rival Virginia Military Institute. William and Mary is 2-1 against these teams with an average margin of victory of 22 points, while losing by just three points to then-third ranked Delaware. James Madison has run the table going 3-0 and winning by an average of 18.3 points per game.

Another Winner: The 41-16 win over conference newcomer Towson two weeks ago (10/30) produced several milestone achievements for the College's program. Foremost was the fact that it secured the Tribe's 15th winning season in the last 17 years (only non-winning seasons have been in 1991 - 5-6; and 2000 - 5-6). It also ensured that the squad will post a .500, or better, record in conference play for the 12th-straight year (every season the College has been a member of the league). Every other conference team has suffered through at least one losing season in league play during this span.

The following are some of the other significant accomplishments the Tribe achieved with its win over Villanova last weekend:

- The team secured its best start since the 1998 season (which finished at 7-4 overall).
- Kept alive its opportunity to record its first unbeaten home season since the 1996 season. William and Mary has now won six-straight home contests, dating back to last season.
- Defeated its third ranked opponent on the season, with the other wins coming over then 10th-ranked New Hampshire (9-7) and then 16th-ranked Northeastern (38-35 OT).
- Have its 13th season with seven or more wins in the 25 years that Jimmie Laycock has been at the helm. This mark is made more significant by the fact that the College had amassed a total of just 10 seasons of seven or more wins in the 80-odd years of the program's existence before Laycock took control of the sidelines in 1980.

Fantastic on Plastic: The win over Towson was the team's second win on an artificial surface in as many tries this season (the other coming at Liberty), making 2004 the first season W&M has won two games on astro turf since 1998. Coming into the year, the Tribe had won only one of its last eight contests on the turf.

What Could Begin with a Win?: As has been previously mentioned and has been the case for the past few of weeks, the Tribe will be fighting to stay in both the conference title and NCAA playoff picture on Saturday. Currently, the College's 5-1 league mark puts it in a tie with Delaware for the second best record in the league standings, as only James Madison has a better record (6-0).

Again, a Tribe win over the Dukes, would put the College back in control of its own destiny, as far as being able to capture a piece of the conference crown is concerned, and would all but lock down a playoff invitation (as it would be assured of finishing with no worse than a tie for third-place in the nation's current premier I-AA conference).

The following are some other interesting scenarios that would be hatched with a win over James Madison:

The Tribe would have ...

- Turned in its ninth season of eight or more wins under Laycock. Prior to his arrival in 1980, the team had posted just six seasons of eight or more wins in 80-plus years of football.
- Defeated its fourth ranked opponent on the season for the first time since the 2001 season. It will also stand as the College's second road win over a team currently ranked in the national top 10 (other was a 9-7 win at current No. 7 New Hampshire).
- Ended its current two game losing streak to the Dukes.
- Earned its 10th win in its last 11 conference games, dating back to last season.
- Improved Laycock's career record in conference play to 65-33 and his conference winning percentage to .663. Currently, his .660 winning percentage (64-33) is good for 15th on the league's all-time listing. His .660 winning percentage trails only Tubby Raymond (.701, 89-36) and Mark Whipple (.686, 35-16) amongst all-time league coaches who have 50, or more league, games under their belts.
- Be in position to become only the eighth team in school history to win nine games in a season.

Defense Rests: It seems that the William and Mary offense has saved some of its best performances for the league's top defenses. In the past three weeks, it has faced a defensive unit that has been ranked in the league's top three, starting with a Delaware squad that was second overall in the A10. The following week brought the Towson Tigers and the league's top pass defense and third overall total defense.

And the gauntlet continued last week, when Villanova's Wildcats carried the league's second ranked overall defense into Williamsburg. But, the College, led by Payton Award Nominee and All-American Candidate, QB Lang Campbell, hasn't missed a beat.

The following is a look at what the defense was averaging coming into the contest, and then what the Tribe's attack was able to post against them:

AVG./Output	UD	TU	VU
Total Def./WM	259.7/385	289.7/585	286.9/399
Pass Def./WM	162.3/355	119.1/305	188.8/232
Rush Def./WM	97.3/30	170.7/280	98.1/167
Scor. Def./WM	18.5/28	21.1/41	18.9/37

The Best Could be Next: Going hand-and-hand with the note above, is the fact that this weekend the Tribe will be facing a James Madison defense that has spent the past seven weeks (since its fourth game, 10/2) as one of the league's top ranked units (either first or second).


Going inside the numbers produces some interesting match ups. William and Mary ranks second in the league in scoring offense (33.4 ppg) and third in total offense (405.3 ypg), while James Madison possesses one of the stingiest defenses in the conference, ranking first in scoring defense (15.9 ppg) and second in total defense (290.2 ypg). Something has to give with a difference of 17.5 points per game and 115.1 yards per game separating the two units.

Moving beyond just points and yards, the Tribe offensive line has yielded just 13 sacks in nine games for an average 1.44 per game. The Dukes are averaging four sacks per contest, totaling 36 takedowns in nine games.

Taking it Away: Not surprisingly, both teams have won the turnover battle so far this season, ranking second (William and Mary) and third (James Madison) in the conference in turnover margin. The Tribe has done this by being stingy, yielding only five fumbles and a single interception, while recording 14 total take-aways for a plus eight differential. The Dukes defense has been the star of their show, picking off 13 passes and recovering eight fumbles for 22 turnovers, while giving away 18.

Nearly Perfect: Last week, Delaware's offense misfired on its last two scoring opportunities in the red zone (having a 27-yard field goal blocked and being stopped on downs from the 3-yard line with seconds remaining) in its 20-13 loss to James Madison. With the staunch defense that Madison has displayed to this point in the season, every scoring chance is going to be precious. Fortunately, capitalizing on its opportunities is something the Tribe has had tremendous success with over the course of the season.

Entering this weekend, the College has converted a conference-high 41 of its 43 red zone opportunities into points (29 TDs, 12



Senior OT Matthew Witham has started for the Tribe in every game over the last three seasons, a streak of 30 consecutive games.

FGs), including an amazing 40-straight (with Campbell at QB). Villanova finally snapped the streak by thwarting the Tribe on a fourth-and-goal attempt from the one-yard line in the fourth quarter. Before this stop, the last time that Campbell and the Tribe's attack failed to convert an opportunity in the red zone came in the ninth game of the 2003 season vs. UNH (a fumble at the 10-yard line late in the second quarter). Since that miscue, W&M had run off points of some variety in its last 48 ventures inside the opposition's 20-yard line (36 TDs, 12 FGs). (See complete chart for 2004 on page 23.)

Meteoric Rise!: Despite a scintillating 322-yard, four TD effort (two passing, two rushing) performance in the season opener at North Carolina, Payton Award Candidate, QB Lang Campbell's QB efficiency rating sat at a career low 140.7 three games into the 2004 campaign. He sat sixth in the conference and was not amongst the top 20 in the nation. But, starting with his career-best 378-yard afternoon in the overtime win against Northeastern, Campbell's efficiency rating has sky-rocketed a remarkable 18 full points over the past six weekends to its current mark of 158.1. This figure ranks him first in the conference and places him sixth nationally.

The biggest surge has come over the two weekends that saw him face off against two of the better defenses in the conference (Delaware and Towson). In the two games, Campbell completed 40 of his 59 attempts (.678) for 623 yards and seven touchdowns, against no interceptions, while his QB rating ballooned 12 points.

More than One Way to Skin a (Wild)Cat: Facing a near must win situation against a surging Villanova squad that had won its pre-

vious three games by an average of better than 30 points, Campbell used his arms and legs to fashion one of his more complete efforts on the season. Campbell was at the center of an offensive attack that kept an outstanding Wildcat defense on its heels the entire afternoon. In addition to his usually efficient passing (22 completions in 34 attempts for 232 yards and a touchdown), the Winchester, VA native aided the ground game as well by rushing for a season-best 60 yards (on 10 attempts) and a touchdown.

Campbell now has rushed for seven TDs on the season, the most for a Tribe quarterback since 2005 W&M Athletics Hall of Fame Inductee Chris Hakel (1988-91) powered out 11 scores in the record-breaking 1990 season, which saw the Tribe establish the school's single-season scoring (426 points) and total offense (6,438 in 13 games) standards.

Campbell by the Numbers: The following are some of the season highlights for Campbell to this point:

- Campbell currently leads the conference, and is sixth nationally, in QB efficiency rating with a mark of 158.1.
- He enters the Madison game averaging 269.2 yds/game passing (2,423 yards), the top average (and total) in the conference. Campbell is 588 yards from becoming just the fourth Tribe QB to throw for 3,000 yards in a season.

If he were to accomplish this feat in the regular season, it would put him with former All-American signal-caller Mike Cook (1995-98) as the College's only QBs to accomplish the feat in just 11 games (Cook threw for 3,028 in 1998).

Cook owns the school's best single-season passing average of 275.3 yds/game, also set in 1998. Campbell needs 234 yards to break into the College's top 10 for single season passing yards (please see complete chart on page 13).

- From his first snaps as the starter at the beginning of last season, Campbell has displayed the decision-making prowess of a four-year starter at the controls. Certainly, this season is no different, as he is completing better than 63% of his attempts (168 of 265) and has thrown only one interception. In fact, by completing over 65% of his attempts vs. Villanova, Campbell has now completed better than 50% of his attempts in all but one of his 19 career starts (vs. UNH, when he connected on 11 of his 23 attempts). For his career, Campbell has a completion percentage of .637, which ranks him second all-time at the College (trailing only Shawn Knight's career mark of .655).
- But, don't mistake Campbell's high completion percentage for the fact that he is making a living by throwing five and six yard passes, as he is averaging an impressive 9.14 yards/attempt, a figure which ranks sixth nationally. Perhaps what is even more impressive is Campbell's average of 14.4 yds/completion, a figure that leads the league.
- With just one INT in 265 attempts on the

season, Campbell's interception % of .38 is the best in the nation (amongst QBs with more than 90 attempts), amongst all levels (the next closest total is Georgia's David Greene, who sports a .44 average, with just one INT in 227 attempts). Campbell's TD to INT ratio of 15:1 is also the nation's best total (amongst the I-AA's; Greene leads all levels with a 16:1 ratio). For his career, Campbell carries an impressive interception to TD ratio of nearly than five to one (39 TDs/8 INT). In 14 career conference starts, Campbell has thrown just three interceptions, as compared to 27 touchdowns.

- With 2608 yards of total offense through nine games, Campbell's average of 289.8 yds/gm leads the conference and ranks eighth nationally. But, again, his average of 7.88 yds/att is the conference's top total and ranks him second nationally (amongst I-AAs with more than 200 plays on the season). If Campbell were to maintain his average of 289.8 yds/gm in total offense, it would break Cook's school record of 278.0 (also set in the 1998 season). His current total ranks as the 10th best single season effort in school history (see complete chart on page 13.)
- Campbell surpassed the 4,000-yard passing barrier for his career (in just 16 games) three weeks ago (vs. URI) and currently has thrown for 4,929 yards, a figure that is good for sixth-place on the Tribe's all-time career charts (see complete listings on page 11). His 5,446 yards of total offense (an average of 286.6 yards/start) ranks him sixth overall on the Tribe's all-time listing in the category (again, please see the complete chart on page 13).
- On the season, Campbell has accounted for 22 scores (15 passing, seven rushing). His average of 15.11 pts/game ranks him second in the conference and 10th nationally. In his 19 career starts, Campbell has accounted for at least one TD (either pass or run) on 18 occasions (his only miss coming in the deluge at New Hampshire). Overall, he has accounted for 46 total career touchdowns (39 passing, seven rushing), an average of better than two per outing.

In Case You Missed It: In the face of one of the league's top defensive units, and in front of a hostile crowd, Campbell came through with one of the finest performances of his career in throwing for a personal-best four TDs and 355 yards on a sparkling 20 completions in 30 attempts against the then third-ranked Delaware Blue Hens(10/23). The Blue Hen defense had yielded only five TD passes in its first six games coming into the contest, a figure that Campbell nearly equaled ... in the first quarter. Campbell came out of the locker room with all guns blazing and connected on six of his first eight attempts for an amazing 173 yards and three TDs in the first quarter. The first quarter effort stands as the most passing yards in a single quarter in school history and ties Shawn Knight for most TD passes in quarter (2nd Quarter vs. Maine in 1993).

In fact, Campbell is currently on a six

game tear that is without compare in the school's long history of success at the QB position, as he has completed over 68% of his passes (101 of 150 attempts) for a school-record 1,793 yards and 11 touchdowns.

Included in this span are three, 300-yard plus efforts (378 vs. Northeastern; 368 at Liberty; and 355 at Delaware). Each of these three games ranks amongst the top 12 single game efforts in school history. No other Tribe signal caller has more than two performances in the top 12. (See 300 Club note to follow).

300 Club: If Lang Campbell should throw for 300 yards, or more, in either of the two remaining regular season games, he will set the school's single season record for 300 yard games at five. Two weeks ago, at third-ranked Delaware, Campbell ripped the Blue Hen defense for 355 yards (and four scores), marking his fourth game with 300-plus yards in eight games on the 2004 season.

Currently, Campbell is tied with former Tribe all-time great signal callers, Mike Cook (1998), Chris Hakel (1991) and Stan Yagiello (1985) who each turned in four afternoons of 300-plus passing yards in a single season.

Did You Know?: That the NCAA Division I-AA record for single-season interception percentage (for 175 to 324 attempts) is .36%, set by Eric Rasmussen of San Diego during the 2002 season (one interception in 279 attempts). Campbell will surpass Rasmussen's record low if he were to throw 15 more passes without being picked off. The record for a QB with more than 324 attempts is .84, set by Jimmy Blanchard of Portland State during the 1999 season (3 INTs in 355 attempts).

What's in a Name?: Lang Campbell's given name is Samuel Langdon Campbell. He goes by his middle name, as does his maternal grandfather, whom he is named after.

Dangerous Dominique: While he was relatively quiet with a three-catch, 47-yard afternoon vs. Villanova, senior WR Dominique Thompson still found a way to make a big-play as he busted a career-long 58 yard kick return and ended the game with an impressive 180 total yards (122 on four kick returns and an additional 11 on one rush).

Thompson ranks among the most productive and dangerous offensive players in the Atlantic 10, as he is currently second in the conference in receiving yards (117.0 yds/game) and fourth nationally. He leads the league, and is 10th nationally, in all-purpose yardage, with an average of 158.22 yds/gm.

He has turned in four 100-yard plus efforts in the last six games and has a season total of 1,053 yards (on just 48 catches, an average of 21.9 yds/catch). With 122 yards vs. Towson, two weeks ago, he became just the sixth Tribe player to break the 1,000-yard barrier on a season, and the first to do it in just eight games (the previous best was nine games by

Rich Musinski in 2001; which he ended with a school record 1393 yards in 12 games). His nine touchdown receptions on the season is already the top single-season total since Musinski brought in nine in 11 games in 2002. The single-season record for receiving TDs is 15, set by Vito Ragazzo in the 1947 season.

The following is what Thompson has accomplished so far this season, and what could be just ahead:

- Only Tribe player to record two, 200-plus yard games (244 at Delaware, 10/23; 221 at Liberty) in a career (much less a single season).
- His last six games include three performances in the Tribe's top 20 single-game records (157 vs. NE, 18th; 221 at Liberty, 4th; and 244 at Delaware, 1st). By comparison, Rich Musinski has only four games in the top 20 out of his 46 career starts (to Thompson's 10). (See a complete listing on page 13.)
- With 1,053 receiving yards, he already holds the sixth position on the team's single-season receiving yardage list (see complete chart on page 11). He broke the 1,000-yard barrier quicker than any player in school history (eight games). The former record was nine games, set by Rich Musinski in 2001.
- His average of 117.0 yds/game ranks fourth nationally and is second in the A10.
- If Thompson were able to maintain his current average of 117.0 yds/game he will break Musinski's school record single-season average of 116.1 set in 2001.
- His average of 21.9 yds/catch currently ranks third nationally among players with more than 25 receptions (Morgan State's Kelvin Dickens currently leads the nation with an average of 23.5 yds/catch).
- Has four scoring plays of 60-plus yards (87, 77, 64 and 62) on the season.
- 41 of his 48 receptions on the season have resulted in first downs for the Tribe.

Record Setting: Thompson had a school-record 244 receiving yard afternoon vs. Delaware (10/23). His four touchdown-effort, on just six receptions, vs. Blue Hens ranks as a performance unrivaled in the College's 100-plus year football history. The scintillating effort included scoring plays of 87 (also a school record), 64, 62 and 10 yards. Most of his damage came in the first quarter, as he rang the Delaware defense up or 159 yards and three scores. The afternoon, which was his second 200-yard outing in the last four games, earned Thompson the league's Offensive Player of the Week, as well as national honors from ESPN/USA Today, who named him its I-AA National Offensive Player of the Week. He was also tabbed as Weekly All-Star by the web site I-AA.org.

The following is a point-by-point run-down of what Thompson accomplished during the game vs. Delaware:

- Set school record for receiving yards (244,

old record was 240 set by Dave Conklin vs. VMI in 1997 – on nine receptions).

- Four TDs ties school record for single-game TD receptions (most recently set by Corey Ludwig in 1993 vs. Maine).
- His one-game average of 40.7 yds/catch establishes school's single-game record (among players with more than five catches). He was just off the NCAA's single-game record of 44.6, set by former NFL standout John Taylor while he was at Delaware State in 1985 (vs. Division II St. Paul's, 9/21/85).
- The 159 first quarter yards is a school record.
- His 87-yard TD reception ties the school's 43-year old record for longest pass play, first set by current NFL coach Dan Henning, who connected with Tom Scott vs. Navy in 1961.
- Also set the College's record for pass plays of 60 or more yards in game (three).
- His 244 yards ranks as eighth best single-game performance in A10 history and is the fourth-best effort in a game between two league teams.

More on Thompson: In the Tribe's win over Liberty (10/9), Thompson established a career high in receptions with 10 (for 221 yards). His 10 catches is made more impressive by the fact that only THREE Tribe players have recorded 10, or more, receptions in the last 10 years in Laycock's diverse, spread the field, offense. For example, the top four receivers in school history (in terms of catches) combined for just a TOTAL of three 10-plus-reception afternoons (Rich Musinski, two; Dave Conklin, one).

Steady Rolling: Speaking of the Tribe's offense, the passing game is not the only facet of the Tribe's attack going into high gear as the team enters what can be considered the championship portion of its schedule. W&M's rushing game, led by a veteran offensive line and fifth-year senior tailback Jon Smith has pounded out a remarkable 347 yards (on 92 attempts) the past two games. (See Grounded note to follow). Campbell, and the entire offensive unit, only seems to only get more efficient and effective as the season wears on.

The following are just some of highlights of what the Tribe's attack has accomplished this season:

- The College has now scored 31, or more, points in seven of the nine games on the season (only exception being a 9-7 rain-soaked win at New Hampshire and the 28 point effort vs. No. 3 Delaware last Saturday). It's average of 33.44 pts/game ranks it second in the league and 19th in the nation.
- Fashioned 29 scoring drives of 60 yards or more (out of 50 total). (See a complete listing on page 19).
- Has thrown for more yards than eight of nine opponents (only exception being Villanova) on the season and has been out rushed by only three (UNC, URI and Delaware).
- Turned the ball over only five times (four

SPORTS NETWORK TOP 25 Nov. 8

Team (1st place votes)	2004 Record	LW
1. Southern Illinois (102)	9-1	1
2. Furman (3)	7-2	3
3. Sam Houston State (1)	8-1	4
4. James Madison (1)	8-1	7
5. Western Kentucky	7-2	5
6. Georgia Southern	8-2	2
7. New Hampshire	7-2	8
8. Lehigh	8-1	9
9. Montana	7-2	10
10. William and Mary	7-2	13
11. Delaware	6-3	6
12. Wofford	7-2	12
13. Hampton	8-1	14
14. Jacksonville State	7-1	15
15. Harvard	8-0	16
16. Eastern Washington	7-3	21
17. Pennsylvania	7-1	20
18. Cal Poly	7-2	11
19. Northwestern State	6-3	22
20. Alabama State	7-1	25
21. UC Davis	6-2	23
22. Colgate	6-3	24
23. Montana State	6-3	17
24. Coastal Carolina	8-1	NR
25. Southern	7-2	NR

ESPN/USA TODAY Top 25 Nov. 8

Team (1st place votes)	2004 Record	LW
1. Southern Illinois (39)	9-1	1
2. Furman	7-2	3
3. Sam Houston State (1)	8-1	4
4. James Madison (1)	8-1	7
5. Western Kentucky	7-2	5
6. Georgia Southern	8-2	2
7. New Hampshire	7-2	8
8. Montana	7-2	9
9. Lehigh	8-1	12
10. William and Mary	7-2	13
11. Delaware	6-3	6
12. Wofford	7-2	10
13. Hampton	8-1	14
14. Jacksonville State	7-1	16
15. Harvard	8-0	15
16. Eastern Washington	7-3	21
17. Pennsylvania	7-1	19
18. Cal Poly	7-2	11
19. Northwestern State	6-2	22
20. UC Davis	6-2	23
21. Alabama State	7-1	24
22. Montana State	6-3	18
23. Colgate	6-3	25
24. Southern	7-2	NR
25. South Carolina State	7-2	NR

fumbles, one interception). The only other turnover for the College on the season came on a muffed punt. Currently, the College is second in the conference and 16th nationally in turnover margin with a +.89/game average.

- By scoring at least once in all four quarters vs. Villanova, William and Mary has now scored at least once in nine-straight quarters and has fashioned at least one scoring drive in 27 of the 32 total quarters on the season.

- It's average of 278.56 passing yards/game ranks third in the conference and eighth nationally.

- Run for 21 TDs in eight games, a total which eclipses the squad's 10-game total of a season ago (nine).

- Is averaging 405.33 yds/game in total offense, a mark that ranks third in the conference and 20th nationally.

Helping Hands: The receiving duo of senior John Pitts and redshirt freshman Joe Nicholas combined for 11 catches, 118 yards and a score vs. Villanova and were the perfect compliment to Thompson electric playmaking ability. Pitts ended the game as the team's top receiver, with a career-high six catches for 64 yards, while Nicholas' five catch afternoon was highlighted by a six-yard TD grab in the third quarter. Nicholas has now brought in 29 spirals on the season for a 365 yards and a pair of scores, while Pitts is third on the squad with 23 catches for 263 yards.

Overall, 13 total players have caught at least two passes on the season for the Tribe.

Grounded: After gaining 694 yards (258 attempts) through the first seven games, including a season low 30 yards vs. Delaware, the Tribe has rushed for exactly half that many in the past two games (347 yards on 92 attempts). The College was averaging just less than 2.7 yds/att after the contest with Delaware, but has now upped its season average to 3.3 yds/attempt, after gaining 167 yards on 45 attempts vs. Villanova.

Four of the Tribe's five offensive linemen; center Pat Mulloy, tackles Matt Witham and Mike Grenz, and guard Ryan Lumm; have started the majority of the last 19 games for the College. Sophomore guard Cody Morris, has started every game this season and was a key component in the playing rotation last year. This cohesiveness has given the Tribe outstanding pass blocking all season (having allowed just 13 sacks in nine games) and is starting to tell in the rushing game.

Senior tailback Jon Smith has been a steady presence in the College's backfield for the better part of the last four seasons, as he has seen action in 40 career games. He excels at his alignments and assignments and, along with sophomore Elijah Brooks, has been especially outstanding at blitz pickup in the passing game. Two weeks ago, vs. Towson, Smith led the charge with 113 yards on just 16 carries, which vaulted him into the all-time top 10 career rushing list for the College. He led

the team against Villanova this past weekend, recording 76 yards on 17 carries, including touchdown runs of one, one and 17 yards. He now has 2,247 career rushing yards, a figure which places him in eighth place on the Tribe's all-time list (see complete listing on page 13).

Familiar Territory: Smith's three touchdown effort marked the third time this season (two vs. VMI and at Liberty) and 10th time in his career that he has rushed for multiple TDs in a single game. He has now rushed for 33 career TDs over 40 career games. His nine rushing TDs on the season are the most he has had in a single season since recording 13 in his redshirt freshman year of 2001.

He's a Kick: If one was really fishing for any negatives in the College's stellar five touchdowns in six red zone opportunities vs. Villanova, it was that junior place kicker Greg Kuehn failed to get a field goal opportunity. Despite the relative inactivity (he still hit true on all five extra point attempts), he remains the conference's leader in field goals per game, with an average of 1.44. After having spent the majority of the season as the national leader, his average currently ranks him in fifth place amongst I-AA kickers.

Kuehn has recorded three field goals in one game on three separate occasions this season and a total of six times in his career. Kuehn currently has 40 career FGs (on 56 attempts, .714 conversion), a total that is the fourth-best in Tribe history and the sixth-best career total in the Atlantic 10 (see chart on page 10).

Kuehn's average of 8.3 points/game is second in the conference and ranks 21st nationally amongst all players.

He has been automatic from 40 yards and in, as he has made the last 14 (dating back to last season). Kuehn has misfired only a total of five times in 36 career tries from inside the 40 (.859).

Kuehn has already earned the Atlantic 10's Special Team's Player of the Week honors on two occasions this season. His first honor came when he provided all the points in the Tribe's 9-7 upset at then 10th-ranked New Hampshire. He was recognized again, for his efforts against Northeastern, when he was no less valuable, and possibly even a little more clutch, as accounted for 12 points on three field goals and three extra points. His final field goal of that afternoon came on a 28-yard effort in overtime and sealed the 38-35 win for the College.

Kuehn has also put himself in the Tribe's record books this season, as he has been true on all 36 of his extra point attempts. Against VMI, his first attempt marked the 51st-straight conversion, breaking former All-American Brett Sterba's school-record of 50, set between the 1999 and 2000 seasons. Kuehn has now booted 81 consecutive extra points and has not missed a point after since the 2002 season (vs. NE). For his career, Kuehn has converted 104 of his 105 XPT attempts (.993).

The College's success in the kicking game has been well documented over the seasons, as a Tribe place kicker has been named to the all-conference team in each of the last seven years. Kuehn has earned the honor each of the past two years and seems to be on track for a third in 2004.


The Tribe's school record for career field goals is held by current NFL standout, Steve Christie, who hammered out 57 career three-pointers. Two-time all-conference performer, Brian Shallcross is second with 48 treys, while Sterba sits in third with 46. Shallcross and Sterba currently hold the first and third positions on the A10's career field goal chart, respectively.

With at least two games remaining in his junior season, Kuehn seems on track to make a run at Christie's career mark, as he'll enter Saturday's game averaging better than one FG/start (40 FGs in 29 career games). For perspective's sake, Christie and Shallcross entered their senior seasons with 36 and 33 field goals, respectively.

Second-half Surge: One of the keys to Saturday's win over Villanova, was the strong play of the defense in the second half. After trailing 21-14 at the break, the Tribe defense held the Wildcats off the scoreboard until the final 32 seconds of the game, as W&M rallied for a 37-29 victory.

In the pivotal third quarter, the defense was only on the field for 3:28 of the possible 15 minutes, but its performance in under four minutes of the frame changed the entire complexion of the game.

After Campbell hit Nicholas for the game-tying score on the Tribe's opening drive of the half, the defense responded with its own key series. The Wildcats took over at their own 29-



Junior all-conference candidate DE Adam O'Connor recorded a career-high 3.0 sacks in Saturday's win over Villanova. The total was just a half-sack shy of a W&M single-game record.

yard line and started the drive with a 12-yard run. On the next play, O'Connor pressured VU QB Marvin Burroughs into an incomplete pass, before registering his second sack of the day on second down. After a short pass completion on third down, the Wildcats were forced to punt.

The Tribe's ensuing drive stalled at the W&M 43-yard line, when senior punter **Mike Mesi** pinned VU on its own 2 with a 55-yard punt.

The Wildcats managed just five yards on their first two plays and a false start penalty on third down backed them up to the four-yard line. Burroughs connected with his tight end on third down, but sophomore linebacker **Ryan Nickell** limited the completion to two yards and VU was punting on fourth-and-six from the six. But, the snap sailed over the punter's head and out of the end zone, resulting in W&M's first recorded safety since 1997, and its first lead of the game, 23-21, with 3:26 remaining in the third quarter.

In the third quarter alone, the defense limited VU to just 19 total yards of offense and produced two points of its own, while W&M racked up 140 yards of offense and a touchdown.

The momentum carried over into the early portion of the four quarter, as the Wildcats' next two possession's resulted in a blocked field goal and an interception (See Block Party and Wade Harrell notes to follow.)

Block Party: After the safety, junior **Jon Shaw** returned the free kick 23 yards, sparking an 11-play, 51-yard drive that was capped by **Jon Smith's** second rushing TD of the game, giving the Tribe a 30-21 lead with 14:16 remaining.

After a short kickoff, the Wildcats took control at their 40-yard line and quickly moved 37 yards on their first four plays, before the W&M defense settled in once again. An incomplete pass on first down brought up second-and-10 at the Tribe 23-yard line. The Wildcats ran a screen on second down, but O'Connor struck again, pulling down VU back Martin Gibson for no gain. On third down, junior linebacker **Thad Wheeler** broke up a Burroughs pass across the middle, and the Wildcats faced fourth-and-10.

VU lined up for a 39-yard field goal attempt, but behind the surge of sophomore defensive tackle **Brian Williamson** several Tribe players broke through the line of scrimmage and the kick was blocked.

It was the first blocked field goal for W&M since last season's win over Hofstra, when former standout DB Billy Parker blocked a 43-yard attempt on Nov. 1.

A Nose for the Ball: As if the defense needed to make any more of statement about its second-half dominance Saturday, on the next Wildcat possession senior defensive lineman **Wade Harrell** intercepted Burroughs at the Tribe 48-yard line and returned it 19 yards to set up Smith's 17-yard TD run four plays

later.

It was Harrell's second interception of the season and it extended his W&M record for interceptions by a defensive lineman to four. His previous pick this season came at UNC in the season-opener, when Harrell intercepted Tar Heels' QB Darian Durant and rumbled 37 yards inside the UNC five to set up a Greg Kuehn field goal as the first half expired.

In fact, Harrell's 56 return yards after interceptions are second on the team, behind only free safety **James Miller's** 70 return yards, all of which came on an INT at Liberty Oct. 9.

Three-and-out: Another major factor in the Tribe's victory over Villanova Saturday was the defense's solid play on third downs, as W&M held the Wildcats to a 33.3% (4-for-12) success rate on third down. That effort comes on the heels of a stellar performance at Towson on Oct. 30, when the Tribe limited the Tigers to just three third-down conversions, matching a season-low, on 14 attempts (21.4%). In W&M's last two games, its opponents have converted only seven third downs in 26 opportunities (26.9%).

Not surprisingly, if you take a look at the Tribe's game-by-game success on preventing third-down conversions, it's directly related to W&M's success in the win column.

The only two teams to defeat the Tribe this season (North Carolina, Delaware) both had a considerably higher than 50% success rate on third down, while each of the teams W&M has defeated were held below 50%, with the exception being Northeastern, which managed an exact 50% rate (8-for-16). In the Tribe's two losses, their opponents had a 66.6% (20-for-30) success clip on third down, while the seven teams the College has defeated have managed only a 31.1% (33-for-106) success rate.

A closer look at the defense's success on third-down conversions, related to wins:

The Wins

- UNH, 5-for-16 (31.3%). W&M, 9-7.
- VMI, 3-for-17 (17.6%). W&M, 42-6.
- NU, 8-for-16 (50.0%). W&M, 38-35.
- LU, 3-for-15 (20.0%). W&M, 37-17.
- URI, 7-for-16 (43.8%). W&M, 31-24.
- TU, 3-for-14 (21.4%). W&M, 41-16.
- VU, 4-for-12 (33.3%). W&M, 37-29.

Overall - 33-for-106 (31.1%).


The Losses

- UNC, 10-for-12 (83.3%). UNC, 49-38.
- UD, 10-for-18 (55.6%). UD, 31-28.

Overall - 20-for-30 (66.6%).

Mesi on the Mark: Senior all-conference punter Mike Mesi had an outstanding game against Villanova Saturday and perhaps, had one of the biggest plays of the game.

Midway through the third quarter, with the game tied at 21-21, Mesi uncorked a 55-yard punt that was downed at the Villanova two-yard line. Three plays later, the Wildcats were forced to punt and the snap sailed out of



Senior defensive lineman Wade Harrell is mobbed by teammates after his interception Saturday against Villanova. It was his second pick of the season and extended his record interceptions by a defensive lineman to four.

the end zone for a safety.

Mesi punted four times in the game for an average of 43.0 yards per kick and three of his four punts were downed inside the Wildcats' 20-yard line. On the season, Mesi is averaging 39.5 yards per punt, which ranks third in the Atlantic 10, and eight of his kicks have been downed inside the opponent's 20.

Brotherly Love: Saturday's game between W&M and JMU will feature two different sets of brothers, lining up against each other on opposite side's of the field. Tribe sophomore reserve kicker **Blair Pritchard** will be facing his younger brother Jason Pritchard, a true freshman kicker for the Dukes, while W&M reserve sophomore WR **Nathan Holston** will square off against younger brother Ryan Holston, a true freshman lineman at JMU.

Coaching Connections: Current W&M defensive coordinator Jim Pletcher held the same position at JMU from 1985 to 1995, leading a Dukes' defensive unit that ranked in the nation's top 20 on six occasions. Under Pletcher's tutelage, JMU advanced to the NCAA Playoffs three times, twice making the quarterfinals.

Tribe tight ends coach Greg Shockley was a graduate assistant coach at Virginia Tech under Frank Beamer with current JMU defensive ends coach J.C. Price.

THE TRIBE IN 2004

Overall: 7-2

At home: 4-0

Away:..... 3-2

On grass: 5-2

On turf: 2-0

A-10 overall: 5-1

A-10 home: 3-0

A-10 road: 2-1

By Month:

September: 2-1

October: 4-1

November: 1-0

When scoring first..... 4-2

When opponent scores first..... 3-0

When scoring 20+ points 6-2

When scoring less than 20 points..... 1-0

When leading at half 4-1

When trailing at half 2-1

When tied at half 1-0

When leading after 3 qtrs 6-1

When trailing after 3 qtrs 1-1

When tied after 3 qtrs..... 0-0

When out-passing opponent..... 6-2

When out-rushing opponent..... 5-0

When out-gaining opp. (total off.) 6-0

With 35+ passing attempts 2-1

With less than 35 passing attempts ... 5-1

With 30+ rushing attempts 7-1

With less than 30 rush attempts 0-1

When leading TOP 6-1

When trailing TOP 1-1

With an individual 100-yd rusher 1-0

With an individual 200-yd passer 4-2

With an individual 100-yd receiver .. 3-2

With opponent 100-yd rusher 1-1

With opponent 200-yd passer 3-2

With opponent 100-yd receiver..... 1-1

When leading turnover ratio 4-1

When trailing turnover ratio..... 1-1

W&M SINGLE SEASON RECORD WATCH

Receiving Yards in a season

1.	1,393	Rich Musinski	2001
2.	1,180	Mark Compber	1990
3.	1,240	Rich Musinski	2002
4.	1,110	Ron Gillam	1985
5.	1,096	Josh Whipple	1996
6.	1,053	Dominique Thompson	2004
7.	950	Corey Ludwig	1993
8.	930	Mike Sutton	1983
9.	925	David Conklin	1998
10.	911	Kurt Wrigley	1982

Receptions in a season

1.	73	Michael Clemons	1986
2.	70	Michael Clemons	1985
3.	69	Ron Gillam	1985
	69	Glen Bodnar	1984
5.	67	Chuck Albertson	1966
6.	66	Mike Sutton	1983
7.	65	Josh Whipple	1996
8.	64	Mark Compber	1990
9.	63	Rich Musinski	2003
10.	61	George Pearce	1965
	61	David Conklin	1998

(Thompson 2004 - 48)

Passing Yards in a season

1.	3,414	Chris Hakel	1990
2.	3,166	Mike Cook	1996
3.	3,028	Mike Cook	1998
4.	2,974	Chris Hakel	1991
5.	2,962	Stan Yagiello	1985
6.	2,808	Dave Corley, Jr.	2001
7.	2,801	Stan Yagiello	1984
8.	2,674	Dave Corley, Jr.	2002
9.	2,609	Ken Lambiotte	1986
10.	2,565	Dave Corley, Jr.	2000

(Lang Campbell 2004 - 2,423)

Total Offense in a season

1.	3,466	Chris Hakel	1990
2.	3,159	Mike Cook	1996
3.	3,143	Dave Corley, Jr.	2001
4.	3,057	Mike Cook	1998
5.	3,013	Stan Yagiello	1985
6.	2,950	Chris Hael	1991
7.	2,939	Dave Corley, Jr.	2000
8.	2,774	Dave Corley, Jr.	2002
9.	2,730	Stan Yagiello	1984
10.	2,608	Lang Campbell	2004
11.	2,596	Lang Campbell	2003

Passes Completed in a season

1.	261	Stan Yagiello	1984
2.	246	Mike Cook	1998
3.	245	Chris Hakel	1990
4.	240	Stan Yagiello	1985
5.	233	Ken Lambiotte	1986
6.	232	Chris Hakel	1991
7.	210	Mike Cook	1996
8.	200	Dave Corley, Jr.	2002
9.	199	Dave Murphy	1983
10.	186	Chris Garrity	1981

(Campbell 2004 - 168)

TD Passes in a season

1.	26	Mike Cook	1998
	26	Mike Cook	1996
3.	23	Kenny Lambiotte	1986
	23	Stan Yagiello	1985
5.	22	Shawn Knight	1993
	22	Chris Hakel	1990
	22	Lang Campbell	2003
8.	21	Dave Corley, Jr.	2002
	21	Dave Corley, Jr.	2001
10.	18	Dave Corley, Jr.	1999
	18	Chris Hakel	1991
	18	Buddy Lex	1949

(Campbell 2004 - 15)

CAMPBELL/SMITH/KUEHN CAREER WATCH

W&M Career Passing Yards

1.	9,805	Dave Corley, Jr.	1999-02
2.	8,249	Stan Yagiello	1981-85
3.	7,295	Mike Cook	1995-98
4.	7,025	Chris Hakel	1988-91
5.	5,705	Shawn Knight	1991-94
6.	4,929	Lang Campbell	2001-
7.	4,536	Chris Garrity	1979-81
8.	4,019	Tom Rozantz	1975-78
9.	3,361	Dan Darragh	1965-67
10.	3,087	Dave Murphy	1980-83

W&M Career Total Offense Yards

1.	10,948	Dave Corley, Jr.	1999-02
2.	8,168	Stan Yagiello	1981-85
3.	7,245	Mike Cook	1995-98
4.	7,058	Chris Hakel	1988-91
5.	6,408	Shawn Knight	1991-94
6.	5,446	Lang Campbell	2001-
7.	5,385	Tom Rozantz	1975-78
8.	4,589	Bill Deery	1972-74
9.	4,320	Chris Garrity	1979-81
10.	3,749	Derek Fitzgerald	1992-95

W&M Career Passing Touchdowns

1.	73	Dave Corley, Jr.	1999-02
2.	62	Mike Cook	1995-98
3.	51	Stan Yagiello	1982-85
4.	46	Shawn Knight	1991-94
5.	43	Chris Hakel	1988-91
6.	39	Lang Campbell	2001-
7.	36	Buddy Lex	1946-49
8.	30	Dan Darragh	1965-67
9.	27	Chris Garrity	1979-81
10.	25	John Brosnahan	1985-88

W&M Career Rushing Yards

1.	3,744	Derek Fitzgerald	1992-95
2.	3,543	Robert Green	1988-90
3.	2,949	Troy Keen	1992-95
4.	2,750	Alvin Porch	1994-97
5.	2,534	Tyrone Shelton	1987-90
6.	2,404	Jim Kruis	1975-77
7.	2,401	Bill Deery	1972-74
8.	2,247	Jon Smith	2001-
9.	2,216	Hameen Ali, III	1997-00
10.	2,171	Phil Mosser	1970-71

Atlantic 10 Career Field Goals

1.	48	Brian Shallcross, W&M	1994-97
2.	47	Chris Onorato, HU	2001-
3.	46	Brett Sterba, W&M	1997-00
4.	44	Brandon Hanes, NU	1994-97
5.	41	Rob Courter, UR	1987-90
6.	40	Greg Kuehn, W&M	2002-
7.	39	John Coursey, JMU	1993-96
8.	38	Casey Hannon, VU	1998-01
	38	Matt Walker, URI	1995-98
10.	36	Domingo Carlos, UC	1981-83



William and Mary Football ALPHABETICAL ROSTER

No.	Name	Cl.	Pos.	Ht.	Wt.	High School	Hometown
36	Allen, Kevin	Fr.	DB	6-3	187	Highland Springs	Richmond, VA
64	Bowles, Jason	RF	DL	6-3	240	Phoebus	Hampton, VA
40	Bratton, Adam	Jr.	TE	6-4	250	Montoursville	Montoursville, PA
9	Brooks, Elijah	So.	TB	5-9	205	DeMatha	Largo, MD
42	Brown, Jerrett	Fr.	DB	6-0	185	Hopewell	Hopewell, VA
84	Burrow, Brandon	RF	DB	5-9	175	Colonial Heights	Colonial Heights, VA
12	Campbell, Lang	Sr.	QB	6-3	205	Handley	Winchester, VA
22	Cason, Stephen	Jr.	DB	6-0	202	James River	Richmond, VA
67	Cochran, Brent	RF	OL	6-4	280	South Lakes	Reston, VA
32	Coley, Delmus	So.	RB	5-9	195	Floyd Kellam	Virginia Beach, VA
37	Cox, Derek	Fr.	WR/DB	6-1	165	J.H. Rose	Winterville, NC
41	Cramer, Alex	RF	DB	5-11	180	Frank W. Cox	Virginia Beach, VA
15	Davis, Corey	So.	WR	6-1	190	Deep Creek	Chesapeake, VA
81	Ely, Mark	RF	WR	5-11	180	Unionville	Kennett Square, PA
43	Faha, Chris	Jr.	FB	6-2	210	Good Counsel	Silver Springs, MD
62	Falbo, Graham	RF	OL	6-0	240	Westfield	Centreville, VA
79	Grant, Michael	Fr.	OL/DL	6-5	270	Notre Dame	Wrightstown, NJ
75	Grenz, Michael	Jr.	OL	6-3	282	Wayne Hills	Wayne, NJ
95	Griffin, Jr., Jerome	Jr.	DL	6-3	240	Crestwood	Sumter, SC
76	Haley, Michael	Fr.	OL/DL	6-1	240	Great Bridge	Chesapeake, VA
51	Harrell, Wade	Sr.	DL	6-3	240	Smithfield	Smithfield, VA
53	Hiteshaw, Luke	Fr.	OL/DL	6-1	265	Mount St. Joseph	Baltimore, MD
28	Holmes, DeBrian	Fr.	RB	5-10	180	Woodside	Fort Eustis, VA
88	Holston, Nathan	So.	WR	6-0	190	Monacan	Richmond, VA
48	Horvath, Ryan	RF	FB	6-1	220	Midlothian	Midlothian, VA
80	Houff, David	Fr.	RB/LB	6-1	195	Blacksburg	Blacksburg, VA
17	Jackson, Paris	RF	WR	6-1	200	Westfield	Centreville, VA
92	Jones, Ryan	RF	DL	6-3	240	Blacksburg	Blacksburg, VA
96	Kelly, Justin	Sr.	DL	6-2	260	Lafayette	Williamsburg, VA
45	Kimber, Chris	Jr.	DB	6-2	212	Watkins Mill	Gaithersburg, MD
25	Kuehn, Greg	Jr.	PK	6-3	200	Potomac Falls	Potomac Falls, VA
61	Larkins, Josh	Fr.	OL/DL	6-1	285	Toms River North	Toms River, NJ
63	Lumm, Ryan	Jr.	OL	6-3	270	Santa Margarita	Mission Viejo, CA
33	Lustig, Josh	Sr.	WR	5-9	175	Cathedral Prep	Erie, PA
86	Mack, Elliott	Fr.	WR	5-11	185	Delbarton	Irvington, NJ
66	Maddux, Mark	Fr.	DL	6-2	260	Benedictine	Midlothian, VA
16	Marianacci, Joe	Fr.	WR	6-1	180	Wyoming Area	West Pittston, PA
56	Mazur, Danny	RF	LB	6-0	217	Middleton	Middleton, WI
99	McCarthy, Mike	Sr.	DL	6-3	270	Cumberland Valley	Mechanicsburg, PA
52	McLaurin, Travis	Jr.	LB	5-11	240	Thomas McKean	Wilmington, DE
23	McLaurin, Trevor	So.	RB	5-11	225	Thomas McKean	Wilmington, DE
13	Mesi, Mike	Sr.	P	6-0	195	Monmouth Regional	Eatontown, NJ
21	Miller, James	Jr.	DB	6-1	195	Lake Taylor	Norfolk, VA
87	Mitchell, Trey	Fr.	PK	5-10	165	Radford	Radford, VA
68	Morris, Cody	So.	OL	6-4	285	Hazelton Area	Jeansville, PA
4	Muldrow, Leonard	So.	LB	5-9	180	Ocean Lakes	Virginia Beach, VA
59	Mulloy, Patrick	Jr.	OL	6-4	300	Salesianum	West Chester, PA
82	Muro, Evan	Fr.	OL/DL	6-6	235	Warwick	Newport News, VA
54	Ndubueze, Chris	Jr.	LB	6-1	237	DeMatha	Lanham, MD

No.	Name	Cl.	Pos.	Ht.	Wt.	High School	Hometown
57	Neely, Brian	So.	OL	6-4	290	Lee Davis	Mechanicsville, VA
27	Nicholas, Joe	RF	WR	6-3	205	Hazelton Area	Sugarloaf, PA
55	Nickell, Ryan	So.	LB	6-2	210	Tabb	Yorktown, VA
90	O'Brien, Eric	Fr.	DL	6-2	250	Delone Catholic	Abbottstown, PA
97	O'Connor, Adam	Jr.	DL	6-7	275	Ragsdale	Greensboro, NC
39	O'Neil, T.J.	RF	LB	6-1	220	Tabor Academy	Duxbury, MA
72	Oliver, Justin	RF	OL	6-4	295	Gettysburg	Fairfield, PA
46	Otey, Matt	RF	RB	5-11	220	Hershey	Hershey, PA
38	Page, David	RF	DB	5-9	180	Cardinal Mooney	Sarasota, FL
26	Parrott, LeVince	So.	FB	5-10	215	Lafayette	Williamsburg, VA
6	Patterson, Corey	Sr.	DB	5-11	190	New Kent	New Kent, VA
5	Patterson, Craig	Sr.	DB	5-11	202	New Kent	New Kent, VA
58	Pendleton, Larry	Jr.	DL	6-3	285	Booker T. Washington	Norfolk, VA
98	Phillips, Brett	Fr.	WR	6-2	185	Seattle Prep	Seattle, WA
18	Phillips, Jacob	Fr.	QB	6-3	195	Bath County	Warm Springs, VA
19	Pitts, Jr., John	Sr.	WR	6-3	215	East Forsyth	Kernersville, NC
10	Potts, Michael	RF	QB	6-4	215	Middletown	Middletown, DE
91	Pritchard, Blair	So.	K	5-11	209	Atlee	Mechanicsville, VA
74	Pugh, Brandon	RF	DL	6-3	225	Indian River	Chesapeake, VA
50	Reyher, Todd	Fr.	LB/RB	6-0	205	Lafayette	Williamsburg, VA
65	Ridjaneck, Matt	Jr.	OL	6-5	265	Center	Monaca, PA
24	Riley, Richard	So.	DB	6-1	175	Gaithersburg	Gaithersburg, MD
44	Rutter, Josh	Fr.	LB	6-2	210	Francis Scott Key	Union Bridge, MD
70	Shafraan, Jonathan	Fr.	OL/DL	6-3	270	Langley	Great Falls, VA
35	Shaw, Jonathan	Jr.	DB	6-0	190	Lake Brantley	Altamonte Springs, FL
47	Shepherd, Marcus	RF	LB	5-11	200	Parkdale	Landover, MD
60	Skibinski, Ryan	Fr.	OL/DL	6-1	250	Jefferson Forest	Lynchburg, VA
31	Slye, Cedric	So.	DB	5-10	182	St. John's	Washington, D.C.
2	Smith, Jon	Sr.	RB	6-1	220	Country Day	Cincinnati, OH
98	Spencer, Christopher	Fr.	DB	5-7	155	Mt. Vernon	Alexandria, VA
71	Stewart, Brad	RF	OL	6-3	280	Bethel Park	Bethel Park, PA
29	Stout, Zachary	So.	DB	5-10	185	Lee Davis	Mechanicsville, VA
14	Taylor, Christian	So.	QB	6-4	210	Grafton	Yorktown, VA
11	Taylor, John	So.	WR	6-3	210	St. Albans	Washington, D.C.
49	Thomas, Jeff	Fr.	LB/RB	6-1	225	Lee Davis	Mechanicsville, VA
3	Thompson, Dominique	Sr.	WR	6-1	190	Riverside	Durham, NC
89	Tomon, Cody	Fr.	WR	6-0	185	St. Ignatius	Bricksville, OH
85	Trinkle, Matt	So.	TE	6-5	249	Allentown C. Catholic	Whitehall, PA
83	Troester, Jordan	So.	TE	6-3	225	New Kent	Providence Forge, VA
69	Turner, William	RF	LB	6-1	220	Franklin County	Wirtz, VA
30	Viola, Tony	RF	RB	6-1	230	Stonewall Jackson	Broadway, VA
93	Watson, Jonas	Jr.	DL	6-2	240	Bethel	Hampton, VA
34	Wheeler, Thad	Jr.	LB	6-1	215	Sequoyah	Canton, GA
8	Wheeling, Alan	So.	DB	5-9	170	Pulaski County	Dublin, VA
77	Williamson, Brian	So.	DL	6-4	240	Whiteville	Nakina, NC
78	Witham, Matthew	Sr.	OL	6-6	330	Tatnall School	Newark, DE
94	Wright, Josh	So.	DL	6-2	235	Amherst County	Madison Heights, VA

William and Mary Pronunciation Guide

Chris Faha - FAY	Mike Mesi - ME-see	Jordan Troester - TRO-ster
Greg Kuehn - KEEN	Chris Ndubueze - N-do-bwee-zee	Tony Viola - VEE-ola
Joe Marianacci - mary-uh-notch-ee	Matt Otey - Odie	Matthew Witham - WITH-um
Danny Mazur - MAH-zer	Cody Tomon - TAH-mon	

WILLIAM AND MARY FOOTBALL NUMERICAL ROSTER

2	Smith, John.....	RB	37	Cox, Derek.....	WR/DB	70	Shafran, Jonathan.....	OL/DL
3	Thompson, Dominique.....	WR	38	Page, David.....	DB	71	Stewart, Brad.....	OL
4	Muldrow, Leonard.....	LB	39	O'Neill, T.J.....	LB	72	Oliver, Justin.....	OL
5	Patterson, Craig.....	DB	40	Bratton, Adam.....	TE	74	Pugh, Brandon.....	DL
6	Patterson, Cory.....	DB	41	Cramer, Alex.....	DB	75	Grenz, Michael.....	OL
8	Wheeling, Alan.....	DB	42	Brown, Jerrett.....	DB	76	Haley, Michael.....	OL/DL
9	Brooks, Elijah.....	RB	43	Faha, Chris.....	FB	77	Williamson, Brian.....	DL
10	Potts, Michael.....	QB	44	Rutter, Josh.....	LB	78	Witham, Matthew.....	OL
11	Taylor, John.....	WR	45	Kimber, Chris.....	DB	79	Grant, Michael.....	OL
12	Campbell, Lang.....	QB	46	Otey, Matt.....	RB	80	Houff, David.....	RB/LB
13	Mesi, Mike.....	P	47	Shepherd, Marcus.....	LB	81	Ely, Mark.....	WR
14	Taylor, Christian.....	QB	48	Horvath, Ryan.....	FB	82	Muro, Evan.....	OL/DL
15	Davis, Corey.....	WR	49	Thomas, Jeff.....	LB/RB	83	Troester, Jordan.....	TE
16	Marianacci, Joe.....	WR	50	Reyher, Todd.....	LB	84	Burrow, Brandon.....	DB
17	Jackson, Paris.....	WR	51	Harrell, Wade.....	DL	85	Trinkle, Matt.....	TE
18	Phillips, Jacob.....	QB	52	McLaurin, Travis.....	LB	86	Mack, Elliott.....	WR
19	Pitts, John.....	WR	53	Hiteshew, Luke.....	OL	87	Mitchell, Trey.....	PK
21	Miller, James.....	DB	54	Ndubueze, Chris.....	LB	88	Holston, Nathan.....	WR
22	Cason, Stephen.....	DB	55	Nickell, Ryan.....	LB	89	Tomon, Cody.....	WR
23	McLaurin, Trevor.....	RB	56	Mazur, Danny.....	LB	90	O'Brien, Eric.....	DL
24	Riley, Richard.....	DB	57	Neely, Brian.....	OL	91	Pritchard, Blair.....	K
25	Kuehn, Greg.....	PK	58	Pendleton, Larry.....	DL	92	Jones, Ryan.....	DL
26	Parrott, LeVince.....	FB	59	Mulloy, Patrick.....	OL	93	Watson, Jonas.....	DL
27	Nicholas, Joe.....	WR	60	Skibinski, Ryan.....	OL/DL	94	Wright, Josh.....	DL
28	Holmes, DeBrian.....	RB	61	Larkins, Josh.....	DL	95	Griffin, Jerome.....	DL
29	Stout, Zachary.....	DB	62	Falbo, Graham.....	OL	96	Kelly, Justin.....	DL
30	Viola, Tony.....	RB	63	Lumm, Ryan.....	OL	97	O'Connor, Adam.....	DL
31	Slye, Cedric.....	DB	64	Bowles, Jason.....	DL	98	Spence, Christopher.....	DB
32	Coley, Delmus.....	RB	65	Ridjaneck, Matt.....	OL	98a	Phillips, Brett.....	WR
33	Lustig, Josh.....	WR	66	Maddux, Mark.....	DL	99	McCarthy, Mike.....	DL
34	Wheeler, Thad.....	LB	67	Cochran, Brent.....	OL			
35	Shaw, Jonathan.....	DB	68	Morris, Cody.....	OL			
36	Allen, Kevin.....	DB	69	Turner, William.....	LB			

WILLIAM AND MARY FOOTBALL 2004 GAME-BY-GAME STARTERS

	<u>UNC</u>	<u>UNH</u>	<u>VMI</u>	<u>Northeastern</u>	<u>Liberty</u>	<u>URI</u>	<u>Delaware</u>	<u>Towson</u>	<u>Villanova</u>	<u>IMU</u>	<u>Richmond</u>
QB	Campbell	Campbell	Campbell	Campbell	Campbell	Campbell	Campbell	Campbell	Campbell	Campbell	
TB	Smith	Smith	Smith	Smith	Smith	Smith	Smith	Smith	Smith	Smith	
FB	Trinkle*	Nicholas^	Nicholas^	Nicholas^	Nicholas^	Bratton*	Pitts^	Pitts^	Pitts^	Pitts^	
WR	Lustig	Lustig	Pitts	Pitts	Pitts	Nicholas	Nicholas	Nicholas	Nicholas	Nicholas	
WR	Thompson	Thompson	Thompson	Thompson	Thompson	Thompson	Thompson	Thompson	Thompson	Thompson	
TE	Bratton	Bratton	Bratton	Bratton	Trinkle	Trinkle	Trinkle	Trinkle	Trinkle	Bratton	
LT	Witham	Witham	Witham	Witham	Witham	Witham	Witham	Witham	Witham	Witham	
LG	Lumm	Lumm	Lumm	Lumm	Lumm	Lumm	Lumm	Lumm	Lumm	Lumm	
C	Mulloy	Mulloy	Mulloy	Mulloy	Mulloy	Mulloy	Mulloy	Mulloy	Mulloy	Mulloy	
RG	Morris	Morris	Morris	Morris	Morris	Morris	Morris	Morris	Morris	Morris	
RT	Grenz	Grenz	Grenz	Grenz	Grenz	Grenz	Grenz	Grenz	Grenz	Grenz	
DE	Watson	Wright	Wright	Wright	Wright	Wright	Wright	Wright	Wright	Wright	
DE	O'Connor	O'Connor	O'Connor	O'Connor	O'Connor	O'Connor	O'Connor	O'Connor	O'Connor	O'Connor	
DT	McCarthy	McCarthy	McCarthy	McCarthy	McCarthy	McCarthy	McCarthy	McCarthy	McCarthy	McCarthy	
DT	Kelly	Pendleton	Pendleton	Pendleton	Kelly	Kelly	Pendleton	Kelly	Kelly	Kelly	
LB	Ndubueze	Ndubueze	Ndubueze	Ndubueze	Ndubueze	Ndubueze	Ndubueze	Ndubueze	Ndubueze	Ndubueze	
LB	McLaurin	McLaurin	McLaurin	McLaurin	McLaurin	McLaurin	Wheeler	Wheeler	Wheeler	Wheeler	
LB	Nickell	Nickell	Nickell	Nickell	Nickell	Nickell	Nickell	Nickell	Nickell	Nickell	
S	Shaw	Shaw	Shaw	Shaw	Shaw	Shaw	Shaw	Shaw	Shaw	Shaw	
S	Miller	Miller	Miller	Miller	Miller	Miller	Miller	Miller	Miller	Miller	
CB	Wheeling	Wheeling	Wheeling	Wheeling	Wheeling	Wheeling	Cason	Cason	Cason	Cason	
CB	Riley	Riley	Riley	Riley	Cason	Riley	Riley	Riley	Riley	Riley	

*Started with two tight ends and no FB. ^Started with 3 receivers and no FB.

THE LAST TIME IT HAPPENED...

TEAM

Shut out an opponent 34-0, at VMI, 9/8/01
 Was shut out 0-14, at Delaware, 11/1/97
 Consecutive shutouts ... at NU (32-0), at UNH (39-0), 1995
 Scored 90+ points 95-0, vs. Bridgewater, 1931
 Scored 80-89 points 81-0, vs. Bridgewater, 1930
 Scored 70-79 points 77-0, vs. Bridgewater, 1932
 Scored 60-69 points 62-31, vs. VMI, 9/14/02
 Scored 50-59 points 59-21, vs. Richmond, 11/22/03
 Consecutive 50+ games ... at NU (53), vs. VU (51), 1993
 Consecutive 40+ games. vs. VMI (62), vs. Delaware (45), 2002
 Passed for 400+ yards 426, vs. NU, 10/28/00
Passed for 300-399 yards 305, at Towson, 10/30/04
 * **Passed for 200-299 yards 232, vs. Villanova, 11/6/04**
 Rushed for 400+ yards 433, vs. Villanova, 10/23/99
 Rushed for 300-399 yards 353, at VMI, 10/23/99
Rushed for 200-299 yards 280, at Towson, 10/30/04
Rushed/Passed for 200+ yards at Towson, 10/30/04
 (280 rush, 305 pass)
 Had 600+ yds of total offense 609, vs. VMI, 9/14/02
Had 500-599 yds of total offense 585, at Towson, 10/30/04
 Had two players rush for 100 yards vs. URI, 10/7/95
Had two players with 100+ rec. yds vs. NU, 10/2/04
Held opp. under 50 rush yards 49, vs. VMI, 9/25/04
 Held opp. under 50 pass yards 44, vs. URI, 11/9/02
 Held opp. under 100 yards total off. 82, at Bucknell, 9/21/96
 Allowed 600+ yards of total off. 638, at WMU, 9/6/03
Allowed 500-599 yards total off 575, at UNC, 9/4/04
 Was held under 50 rush yards 48, at UMass, 10/11/03
 Was held under 50 pass yards 30, vs. Boston, 9/19/92
 Was held under 100 yards total offense None post 1981
Blocked a punt vs. URI, 10/16/04
 * **Blocked a field goal ...vs. Villanova, 39-yard att., 11/6/04**
 Returned a blocked punt for TD at URI, 12 yds, 9/7/96
Had a punt blocked at Delaware, 10/23/04
 Had a blocked punt returned for TD ... vs. Villanova, 11/11/00
 Returned a punt for TD at Richmond, 69 yds, 11/22/03
 Returned a kickoff for TD at NU, 96 yds, 9/16/95
 Returned an interception for TD at UR, 77 yds, 11/22/03
 Returned a fumble for TD at URI, 0 yds, 10/25/03
 Had a punt returned for TD vs. JMU, 70 yds, 10/18/03
 * **Had a kickoff returned for TD.... vs. VU, 95 yds, 11/6/04**
 Had an int. returned for TD vs. NU, 21 yds, 10/26/96
 Had a fumble returned for TD ... vs. JMU, 46 yds, 10/11/97
 * **Recorded a safetyvs. Villanova, 11/6/04**
 Surrendered a safety at Northeastern, 9/20/03
 Scored a defensive TD at Richmond, 11/22/03
 Scored a special teams TD at Richmond, 11/22/03
 Scored defensive and special teams TD at UR, 11/21/03
Won in overtime 38-35 vs. Northeastern, 10/2/04
 Lost in overtime 31-34, at JMU, 11/16/02

INDIVIDUAL

Passed for 400+ yds 426, D. Corley vs. NU, 10/28/00
Passed for 300-399 yds ..355, L. Campbell, at UD, 10/23/04
Passed for 200-299 yds... 232, L. Campbell, vs. VU, 11/6/04 *
 Passed for 6 TDs S. Knight, vs. Maine, 11/6/93
 Passed for 5 TDs None
Passed for 4 TDs L. Campbell, at Delaware, 10/23/04
Passed for 3 TDs L. Campbell, at Towson, 10/30/04
Passed for 2 TDs L. Campbell, vs. URI, 10/16/04
 Completed 30+ att. 30, M. Cook, vs. UNH, 10/18/98
Completed 20-29 att. 22, L. Campbell, vs. VU, 11/6/04 *
 QB pass/rush for 100 yds D. Corley, at VU, 11/11/00
 (247 pass, 107 rush)
QB had 2 pass / 2 rush TDs L. Campbell, at UNC, 9/4/04
 (2 pass, 2 rush)
QB had pass and rush TDs L. Campbell, vs. VU, 11/6/04 *
 (1 pass, 1 rush)
 Rushed for 200+ yds 201, A. Porch, at UConn, 10/18/97
 Rushed for 150-199 yds 198, J. Smith, at UNH, 10/19/02
Rushed for 100-149 yds 113, J. Smith at TU, 10/30/04
 Two players rush for 100 yards vs. URI, 10/7/95
 (Troy Keen (158) and Derek Fitzgerald (140))
Two players with 100+ receiving yds vs. NU, 10/2/04
Dominique Thompson (157) and Joe Nicholas (111)
 Had 30+ carries 32, J. Smith, at UNH, 10/19/02
Had 20-29 carries 23, J. Smith, at UNH, 9/18/04
 Rushed for 4 TDs Blocker-Bodley, vs. VMI, 10/2/93
Rushed for 3 TDs J. Smith, vs. Villanova, 11/6/04 *
Rushed for 2 TDs J. Smith, at Liberty, 10/9/04
Had 200+ yds rec 244, D. Thompson, at UD, 10/23/04
Had 150-199 yds rec 157, D. Thompson, vs. NU, 10/2/04
Had 100-149 yds rec ..122, D. Thompson, at TU, 10/30/04
Had 10+ receptions 10, D Thompson, at LU, 10/9/04
Had 4 TD receptions D. Thompson, at UD, 10/23/04
 Had 3 TD receptions R. Musinski, at Delaware, 10/4/03
Had 2 TD receptions D. Thompson, at TU, 10/30/04
 Ret. a KO for TD M. McCain, 96 yds, at NU, 9/16/95
 Ret. a punt for TD M. Bobo, 69 yds, at UR, 11/21/03
 Ret. a blocked punt for TD ... S. McDermott, at URI, 9/7/96
Blocked a FG B. Williamson, 39 att., vs. VU, 11/6/04 *
Blocked a punt Cra. Patterson, vs. URI, 10/16/04
 Ret. a fumble for TD A. O'Connor, 0 yds, at URI, 10/25/03
 Ret. an INT for TD J. Miller, 77 yds, at UR, 11/21/03
 Made 4 FGs B. Sterba, vs. NU, 10/28/01
Made 3 FGs G. Kuehn, at Liberty, 10/9/04
 Kicked a 50+ FG 51, G. Kuehn, vs. UD, 9/28/02
Kicked a 40-49 FG ... 43, G. Kuehn, at Towson, 10/30/04
 2-point run L. Campbell, vs. Hofstra, 11/1/03
2-point reception J. Nicholas, vs. NU, 10/2/04

Bold - Occurred this season.

* Occurred last game.

2004 WILLIAM AND MARY SINGLE GAME HIGHS

INDIVIDUAL GAME HIGHS

Pass Attempts: 41, L. Campbell at UNC, Sept. 4
Pass Completions: 23, L. Campbell at UNC, Sept. 4
Passing Yards: 378, L. Campbell vs. Northeastern, Oct. 2
Passing TDs: 4, L. Campbell at Delaware, Oct. 23
Rushing Attempts: 23, J. Smith at UNH, Sept. 18
Rushing Yards: 113, J. Smith at Towson, Oct. 30
RUSHING TDS: 3, J. SMITH VS. VILLANOVA, NOV. 6
Receptions: 10, D. Thompson at Liberty, Oct. 9
Receiving Yards: 244, D. Thompson at Delaware, Oct. 23
Receiving TDs: 4, D. Thompson at Delaware, Oct. 23
Total Offensive Yards: 400, L. Campbell at Liberty, Oct. 9
All-Purpose Yards: 296, D. Thompson at Delaware, Oct. 23
Total Points: 24, D. Thompson at Delaware, Oct. 23
Points Kicking: 13, G. Kuehn vs. LU, Oct. 9
POINTS RUSHING: 18, J. SMITH VS. VILLANOVA, NOV. 6
Points Receiving: 24, D. Thompson at Delaware, Oct. 23
Field Goals Made: 3, three times, last - G. Kuehn at LU, Oct. 9
Field Goals Attempted: 4, G. Kuehn vs. NU, Oct. 2
PATs Attempted: 6, G. Kuehn vs. VMI, Sept. 25
PATs Made: 6, G. Kuehn vs. VMI, Sept. 25
Punts: 7, M. Mesi at UNH, Sept. 18; at UD, Oct. 23
Punting Yards: 264, M. Mesi vs. VMI, Sept. 25
Punting Average: 44.5, M. Mesi vs. Rhode Island, Oct. 16
Punt Returns: 6, J. Shaw vs. VMI, Sept. 25
Punt Return Yards: 36, J. Shaw vs. VMI, Sept. 25
Kickoff Returns: 6, J. Lustig at UNC, Sept. 4
Kickoff Return Yards: 135, J. Lustig at UNC, Sept. 4
Kickoff Return Average: 37.0, E. Brooks at Delaware, Oct. 23
Interceptions: 2, R. Nickell vs. VMI, Sept. 25
Interception Yards: 70, J. Miller at Liberty, Oct. 9
Tackles: 16, C. Ndubueze at UNH, Sept. 18 & T. Wheeler vs. URI, Oct. 16
Solo Tackles: 10, C. Ndubueze at UNH, Sept. 18
TACKLES FOR LOSS: 3.0, A. O'CONNOR VS. VU, NOV. 6
SACKS: 3.0, A. O'CONNOR VS. VU, NOV. 6
Pass Breakups: 3, S. Cason/A. Wheeling at Liberty, Oct. 9

TEAM GAME HIGHS

Pass Attempts: 41, at UNC, Sept. 4
Pass Completions: 23, at UNC, Sept. 4; at Towson, Oct. 30
Passing Yards: 378, vs. NU, Oct. 2
Passing TDs: 4, at Delaware, Oct. 23
Yards Per Pass: 12.3, at Liberty, Oct. 9
Rushing Attempts: 48, at UNH, Sept. 18
Rushing Yards: 280, at Towson, Oct. 30
RUSHING TDS: 4, at Liberty, Oct. 9; VS. VILLANOVA, NOV. 6
Yards Per Rush: 6.0, at Towson, Oct. 30
Total Yards: 585, at Towson, Oct. 30
Points Scored: 42, vs. VMI, Sept. 25
Touchdowns Scored: 6, vs. VMI, Sept. 25
Field Goals Made: 3, three times, last- at Liberty, Oct. 9
Field Goals Attempted: 4, vs. NU, Oct. 2
PATs Attempted: 6, at VMI, Sept. 25
PATs Made: 6, vs. VMI, Sept. 25
Punts: 7, at UNC, Sept. 4; at UNH, Sept. 18; at UD, Oct. 23
Punting Yards: 264, vs. VMI, Sept. 25
Punting Average: 44.5, vs. URI, Oct. 16
Punt Returns: 6, vs. VMI, Sept. 25
Punt Return Yards: 39, vs. URI, Oct. 16
Kickoff Returns: 6, at UNC, Sept. 4; vs. NU, Oct. 2
Kickoff Return Yards: 135, at UNC, Sept. 4
KICKOFF RETURN AVERAGE: 29.0, VS. VU, NOV. 6
Interceptions: 3, vs. VMI, Sept. 25
Interception Yards: 70, at Liberty, Oct. 9
Forced Fumbles: 3, at UNC, Sept. 4
Fumble Return Yards: 33, at UNC, Sept. 4
Forced Turnovers: 4, at UNC, Sept. 4; vs. VMI, Sept. 25
Turnovers: 1, six times, last - at Towson, Oct. 30
Sacks: 7, at Liberty, Oct. 9
First Downs: 30, at Towson, Oct. 30
Third Down Conversion %: .611 (11-for-18), at TU, Oct. 30
Fourth Down Conversion %: 1.000 (2-for-2), at UNH, Sept. 18
Penalties: 10, at Liberty, Oct. 9
Penalty Yards: 90, at Liberty, Oct. 9
Possession Time: 35:59, at Towson, Oct. 30

ALL CAPS - HAPPENED LAST GAME.

2004 WILLIAM AND MARY WEEKLY LEADERS

Opponent	Rushes	Rush. Yds	Receptions	Rec. Yds.	Tackles	TFLs	Sacks
at UNC	9, Brooks, Smith	45, Brooks	6, Lustig, Thompson	112, Lustig	15, Miller	2.5, Nickell	0.5, Watson, O'Connor
at UNH	23, Smith	63, Smith	3, Lustig, Thompson	55, Thompson	16, Ndubueze	1.0, (6 players)	1.0, Wright, Pendleton
VMI	15, Smith	52, Smith	4, Thompson	66, Thompson	6, McLaurin, Ndubueze	2.0, Watson	1.0, O'Connor, Watson
NU	12, Smith	45, Brooks	6, Nicholas	157, Thompson	8, O'Connor, Ndubueze	1.5, O'Connor, Wright	1.0, O'Connor
at LU	19, Smith	51, Smith	10, Thompson	221, Thompson	8, Cason, McLaurin	2.5, Cason, Watson	2.0, Watson
URI	13, Smith	54, Brooks	7, Trinkle	58, Thompson	16, Wheeler	2.5, Nickell	none
at UD	10, Brooks	31, Smith	6, Thompson	244, Thompson	11, Cason, Ndubueze	1.0, Wheeler, Watson	1.0, Watson
at TU	18, Brooks	113, Smith	7, Thompson	122, Thompson	10, Miller	2.0, Wright	1.0, Kelly, Page
VU	17, Smith	76, Smith	6, Pitts	64, Pitts	8, Ndubueze	3.0, O'Connor	3.0, O'Connor
at JMU							
UR							

WILLIAM AND MARY SINGLE-GAME RECORDS

INDIVIDUAL RECORDS

SCORING

Most Points

36, Bill Palese vs. Bridgewater, 1931

Most Touchdowns

6, Bill Palese vs. Bridgewater, 1931

Most PATs

8, Terry Regan vs. Davidson, 1972

8, Greg Kuehn vs. VMI, 2002

Most Field Goals

4, Chris Dawson vs. Lehigh, 1992

4, Brian Shallcross vs. VU, 1995

4, Brett Sterba vs. Northeastern, 2000

TOTAL OFFENSE

Most Yards

454, David Corley vs. N'eastern, 2000

RUSHING

Rush Attempts

37, Wes Meeteer vs. Davidson, 1969

37, Troy Keen vs. Northeastern, 1994

37, Derek Fitzgerald vs. Penn, 1995

Rushing Yards

257, Phil Mosser vs. Ohio Wesl., 1970

PASSING

Pass Attempts

52, Mike Cook vs. UNH, 1998

Completions

35, Dave Murphy vs. Rutgers, 1983

Passing Yards

426, David Corley vs. N'eastern, 2000

Touchdown Passes

6, Shawn Knight vs. Maine, 1993

RECEIVING

Receptions

13, Rich Musinski vs. URI, 2003

13, Glen Bodnar vs. Colgate, 1984

Receiving Yards

244, Dominique Thompson at UD, 2004

240, Dave Conklin vs. VMI, 1997

TD Receptions

4, Dominique Thompson at UD, 2004

4, Vito Ragazzo vs. WFU, 1949

4, Corey Ludwig vs. Maine, 1993

SACKS

3.5, Luke Cullinane vs. VU, 1996

INTERCEPTIONS

4, Jack Bruce vs. Richmond, 1947

INDIVIDUAL LONG PLAYS

Rush from scrimmage

95 yds, John Truehart vs. Elon, 1934

Pass Completion

87 yds, Lang Campbell to Dominique Thompson at Delaware, 2004

87 yds, Dan Henning to Tom Scott vs. Navy, 1961

Punt

77 yds, Russell Brown, 1972

77 yds, Joe Agee, 1975

77 yds, Jack Freeman, 1942

Punt Return

101 yds, Dale Worrall vs. Bridgewater, 1932

Kickoff Return

100 yds, Dick Pawlewicz vs. UVA, 1974

Run With Fumble

91 yds, Meb Davis vs. Columbia, 1926

Run with Interception

93 yds, Marvin Graham vs. Virginia Tech, 1946

Field Goal

53 yds, Steve Christie vs. ETSU, 1987

53 yds, Steve Christie vs. UVA, 1988

53 yds, Brett Sterba vs. Delaware, 2000

TEAM RECORDS

Most Points Scored

95, vs. Bridgewater, 1931

Most Points Allowed

93, by Delaware, 1915

Most Yards Gained

681, vs. Richmond, 1991

Most Plays

100, vs. Virginia Tech, 1971

Rushing Yards

453, vs. Ohio Wesleyan, 1970

433, vs. Villanova, 1993

419, vs. Delaware, 1973

417, vs. Richmond, 1974

413, vs. VMI, 1993

Pass Attempts

55, vs. Virginia Tech, 1971

Pass Completions

35, vs. Rutgers, 1983

Passing Yards

498, vs. VMI, 1997

426, vs. Northeastern, 2000

414, vs. Miami (Ohio), 1982

412, vs. JMU, 1985

403, vs. East Carolina, 1981

First Downs

36, vs. VMI, 1991

36, vs. VMI, 1993

Most Interceptions

6, vs. Wake Forest, 1947

Best Defense Against the Run

-39 yds, vs. Colgate, 1988

-39 yds, vs. Villanova, 1996

-11 yds, Quantico, 1967

-6 yds, vs. Villanova, 1993

Best Defense Against the Pass

9 yds, vs. UMass, 1995

9 yds, vs. East Carolina, 1980

9 yds, vs. Appalachian State, 1976

10 yds, vs. Furman, 1999

11 yds, vs. VMI, 1993

WILLIAM AND MARY ALL-TIME OFFENSIVE PERFORMANCES

Note: This is corrected information from page 82 of the William and Mary football media guide. Changes were made in all three categories.

Top Passing Performances

1. 426, Dave Corley vs. NU, 10/28/00
2. 406, Stan Yagiello vs. JMU, 9/28/85
3. 401, David Murphy at Marshall, 11/5/83
4. 399, Chris Garrity at ECU, 11/14/81
5. 385, Greg DeGennaro at Bucknell, 9/20/86
6. 383, Kenny Lambiotte vs. Colgate, 9/6/86
7. 381, Mike Cook at N. Iowa, 12/7/96*
- 8. 378, L. Campbell vs. NU, 10/2/04**
9. 373, M. Cook vs. UNH, 10/24/98
- 10. 368, L. Campbell at LU, 10/9/04**
11. 360, D. Murphy vs. Rutgers, 10/22/83
- 12. 355, L. Campbell at Delaware, 10/23/04**
13. 352, M. Cook at Ga. Southern, 9/6/97
14. 346, D. Corley vs. VMI, 9/14/02
15. 345, Chris Hakel vs. Delaware, 9/14/91
- 345, S. Yagiello vs. Norfolk St., 9/14/85
17. 339, M. Cook vs. Hampton, 10/31/98
18. 329, C. Garrity vs. Richmond, 11/21/81
19. 326, D. Corley vs. Delaware, 9/28/02
20. 325, M. Cook vs. VMI, 9/14/96
- 325, C. Hakel at Virginia, 9/29/90

Top Rushing Performances

1. 257, Phil Mosser at Ohio Wes., 10/3/70
2. 219, Derek Fitzgerald vs. Penn., 10/14/95
3. 201, Alvin Porch at UConn., 10/18/97
- 4. 198, Jon Smith at UNH, 10/19/02**
5. 189, D. Fitzgerald at NU, 9/16/95
- 189, D. Fitzgerald vs. Villanova, 10/23/93
7. 186, A. Porch vs. Boston, 9/27/97
8. 183, A. Porch vs. Delaware, 11/2/96
9. 181, Robert Green at Navy, 9/21/91
10. 180, R. Green at Citadel, 9/8/90
11. 177, Tyrone Shelton vs. ETSU, 11/4/89
- 177, Hameen Ali vs. Delaware, 10/10/98
13. 173, A. Porch vs. Richmond, 11/15/97
14. 172, Bill Bowman vs. WFU, 9/19/53
15. 171, Jim Kruis vs. Navy, 10/16/76
16. 170, Troy Keen at Furman, 9/17/94
17. 165, R. Green vs. VMI, 10/13/90
18. 164, T. Shelton at Furman, 11/3/90
- 164, Keith Fimian vs. Virginia, 9/18/76
20. 159, A. Porch vs. JMU, 10/11/97

Top Receiving Performances

- 1. 244, Dom. Thompson at UD, 10/23/04**
2. 240, David Conklin at VMI, 9/13/97
3. 226, Mike Sutton at Marshall, 11/5/83
- 4. 221, Dom. Thompson at LU, 10/9/04**
5. 211, Kurt Wrigley vs. UR, 11/21/81
6. 198, Ron Gilliam vs. JMU, 9/28/85
7. 195, Chris Rosier at UConn., 10/18/97
8. 194, Rich Musinski vs. Delaware, 9/28/02
9. 191, R. Musinski at URI, 10/25/03
10. 184, C. Rosier at URI, 10/7/00
12. 183, Glenn Bodnar at Colgate, 11/10/84
12. 182, Dave Szydluk vs. JMU, 9/28/85
13. 168, C. Rosier at JMU, 10/28/00
14. 164, R. Musinski vs. UNH, 9/29/01
15. 162, D. Conklin vs. UConn., 11/14/98
16. 161, R. Musinski at UMass, 9/1/01
17. 158, Harry Mehre vs. Lehigh, 9/17/88
18. 157, Corey Ludwig at Delaware, 9/11/93
- 157, Domin. Thompson vs. NU, 10/2/04**
20. 154, C. Ludwig at Lehigh, 11/2/1991

Most 200-yard Passing Games

- | | | |
|-----|-------------------------|---------------------|
| 1. | 31 David Corley | 1998-2002 |
| 2. | 24 Chris Hakel | 1987-1991 |
| 3. | 22 Mike Cook | 1994-1998 |
| 4. | 20 Stan Yagiello | 1982-1985 |
| 5. | 13 Shawn Knight | 1990-1994 |
| | 13 Lang Campbell | 2001-present |
| 7. | 7 Kenny Lambiotte | 1985-1986 |
| | 7 David Murphy | 1981-1983 |
| 9. | 6 Craig Argo | 1986-1989 |
| 10. | 4 Chris Garrity | 1979-1981 |

Most 100-yard Rushing Games

- | | | |
|-----|-----------------------|---------------------|
| 1. | 19 Derek Fitzgerald | 1991-1995 |
| 2. | 15 Robert Green | 1988-1991 |
| 3. | 14 Alvin Porch | 1993-1997 |
| 4. | 11 Jim Kruis | 1975-1977 |
| 5. | 10 Troy Keen | 1992-1995 |
| 6. | 9 Tyrone Shelton | 1987-1990 |
| 7. | 7 Michael Clemons | 1983-1986 |
| 8. | 5 Jon Smith | 2001-present |
| | 5 Hameen Ali, III | 1996-2000 |
| 10. | 4 Komlan Lonegran | 1998-2001 |
| 11. | 3 Delmus Coley | 2003-present |

Most 100-yard Receiving Games

- | | | |
|-----|-----------------------------|--------------|
| 1. | 21 Rich Musinski | 1999-2003 |
| 2. | 12 David Conklin | 1995-1999 |
| 3. | 8 Chris Rosier | 1996-2000 |
| | 8 Mark Compher | 1987-1990 |
| 5. | 7 Josh Whipple | 1992-1996 |
| 6. | 6 Ron Gilliam | 1983-1985 |
| | 6 Corey Ludwig | 1989-1993 |
| 8. | 5 Terry Hammons | 1991-1995 |
| | 5 Mike Sutton | 1981-1983 |
| 10. | 4 Dominique Thompson | 2001- |
| | 4 Harry Mehre | 1985-1988 |
| | 4 Jeff Sanders | 1982-1984 |
| | 4 Dave Szydluk | 1984-1987 |
| | 4 Mike Tomlin | 1990-1994 |
| | 4 Kurt Wrigley | 1980-1982 |

WILLIAM AND MARY SEASON PERFORMANCES

Top Passing Performances

- | | | |
|-----|---------------------------|----------|
| 1. | 378 Lang Campbell vs. NU | Oct. 2 |
| 2. | 368 Lang Campbell vs. LU | Oct. 9 |
| 3. | 355 Lang Campbell vs. UD | Oct. 23 |
| 4. | 322 Lang Campbell vs. UNC | Sept. 4 |
| 5. | 268 Lang Campbell vs. TU | Oct. 30 |
| 6. | 232 Lang Campbell vs. VU | Nov. 6 |
| 7. | 192 Lang Campbell vs. URI | Oct. 16 |
| 8. | 160 Lang Campbell vs. VMI | Sept. 25 |
| 9. | 148 Lang Campbell vs. UNH | Sept. 18 |
| 10. | 47 Michael Potts vs. VMI | Sept. 25 |

Top Rushing Performances

- | | | |
|-----|--------------------------|----------|
| 1. | 113 Jon Smith, vs. TU | Oct. 30 |
| 2. | 93 Elijah Brooks vs. TU | Oct. 30 |
| 3. | 76 Jon Smith, vs. VU | Nov. 6 |
| 4. | 63 Jon Smith, vs. UNH | Sept. 18 |
| 5. | 60 Lang Campbell vs. VU | Nov. 6 |
| 6. | 54 Elijah Brooks vs. URI | Oct. 16 |
| 7. | 53 Tony Viola vs. TU | Oct. 30 |
| 8. | 52 Jon Smith, vs. VMI | Sept. 25 |
| 9. | 51 Jon Smith vs. LU | Oct. 9 |
| 10. | 45 Elijah Brooks vs. UNC | Sept. 4 |
| | 45 Elijah Brooks vs. NU | Oct. 2 |

Top Receiving Performances

- | | | |
|-----|--------------------------|----------|
| 1. | 244 Dom. Thompson vs. UD | Oct. 23 |
| 2. | 221 Dom. Thompson vs. LU | Oct. 9 |
| 3. | 157 Dom. Thompson vs. NU | Oct. 2 |
| 4. | 122 Dom. Thompson vs. TU | Oct. 30 |
| 5. | 112 Josh Lustig vs. UNC | Sept. 4 |
| 6. | 111 Joe Nicholas vs. NU | Oct. 2 |
| 7. | 83 Dom. Thompson vs. UNC | Sept. 4 |
| 8. | 66 Dom. Thompson vs. VMI | Sept. 25 |
| 9. | 64 John Pitts vs. VU | Nov. 6 |
| 10. | 58 Dom. Thompson vs. URI | Oct. 16 |

200-yard Passing Games

Lang Campbell 5

100-yard Rushing Games

Jon Smith 1

100-yard Receiving Games

Dominique Thompson 4
Joe Nicholas 1
Josh Lustig 1

2004 WILLIAM AND MARY SCORING DRIVES/PLAYS

Opponent	Obtained	Plays	Yards	TOP	Result	Quarter	Play
North Carolina	Fumble	3	62	0:58	TD	First	Lustig 46-yard pass from Campbell
North Carolina	Kickoff	12	73	5:56	TD	First	Campbell 5-yard run
North Carolina	Fumble	4	4	1:40	TD	Second	Campbell 1-yard run
North Carolina	Interception	4	-2	1:37	FG	Second	Kuehn 21-yard field goal
North Carolina	Kickoff	10	80	4:22	TD	Third	Smith 2-yard run
North Carolina	Punt	8	88	1:34	TD	Fourth	Thompson 6-yard pass from Campbell
New Hampshire	Missed FG	13	67	5:12	FG	Second	Kuehn 27-yard field goal
New Hampshire	Punt	8	28	4:20	FG	Third	Kuehn 35-yard field goal
New Hampshire	Punt	10	64	4:34	FG	Fourth	Kuehn 21-yard field goal
VMI	Punt	10	63	4:00	TD	Second	Smith 2-yard run
VMI	Fumble	6	31	1:59	TD	Second	Brooks 6-yard run
VMI	Interception	2	34	0:34	TD	Second	Thompson 13-yard pass from Campbell
VMI	Interception	3	30	1:00	TD	Second	Nicholas 27-yard pass from Campbell
VMI	Kickoff	10	57	5:37	TD	Third	Smith 4-yard run
VMI	Punt	11	84	5:41	TD	Fourth	Taylor 4-yard pass from Potts
Northeastern	Punt	8	34	4:12	TD	First	Campbell 2-yard run
Northeastern	Kickoff	6	71	1:26	TD	Second	Campbell 2-yard run
Northeastern	Kickoff	8	72	3:54	TD	Third	Brooks 4-yard run
Northeastern	Kickoff	8	65	3:30	FG	Third	Kuehn 30-yard field goal
Northeastern	Missed FG	10	74	4:54	FG	Fourth	Kuehn 28-yard field goal
Northeastern	Interception	3	80	0:50	TD	Fourth	Thompson 77-yard pass from Campbell
Northeastern	Missed FG	6	14	----	FG	Overtime	Kuehn 28-yard field goal
Liberty	Punt	10	80	3:23	FG	First	Kuehn 22-yard field goal
Liberty	Kickoff	11	84	3:58	TD	First	Brooks 1-yard run
Liberty	Punt	8	53	2:51	TD	Second	Campbell 1-yard run
Liberty	Fumble	10	46	4:52	FG	Second	Kuehn 20-yard field goal
Liberty	Kickoff	7	64	3:01	TD	Third	Smith 1-yard run
Liberty	Punt	6	47	1:43	FG	Third	Kuehn 28-yard field goal
Liberty	Interception	3	9	1:29	TD	Fourth	Smith 1-yard run
Rhode Island	Kickoff	13	77	6:15	TD	First	Trinkle 3-yard pass from Campbell
Rhode Island	Punt	6	33	2:30	TD	First	Trinkle 3-yard pass from Campbell
Rhode Island	Punt	9	40	3:03	FG	Second	Kuehn 28-yard field goal
Rhode Island	Kickoff	12	82	4:51	TD	Third	Campbell 4-yard run
Rhode Island	Kickoff	8	60	4:10	TD	Fourth	Brooks 2-yard run
Delaware	Kickoff	6	44	2:27	TD	First	Thompson 10-yard pass from Campbell
Delaware	Punt	3	69	0:26	TD	First	Thompson 62-yard pass from Campbell
Delaware	Kickoff	3	77	1:40	TD	First	Thompson 87-yard pass from Campbell
Delaware	Punt	3	80	0:55	TD	Fourth	Thompson 64-yard pass from Campbell
Towson	Punt	1	46	0:07	TD	First	Thompson 46-yard pass from Campbell
Towson	Punt	9	71	2:22	TD	Second	Smith 1-yard run
Towson	Punt	8	67	4:45	TD	Second	Thompson 21-yard pass from Campbell
Towson	Interception	12	65	3:53	FG	Second	Kuehn 32-yard field goal
Towson	Punt	6	62	2:03	TD	Third	Brooks 8-yard run
Towson	Punt	9	56	4:16	TD	Third	Bratton 1-yard pass from Campbell
Towson	Kickoff	9	33	4:03	FG	Fourth	Kuehn 43-yard field goal
Villanova	Kickoff	11	72	4:21	TD	First	Smith 1-yard run
Villanova	Kickoff	10	66	4:25	TD	Second	Campbell 1-yard run
Villanova	Kickoff	13	73	5:58	TD	Third	Nicholas 6-yard pass from Campbell
Villanova	Free kick	11	51	4:10	TD	Fourth	Smith 1-yard run
Villanova	Interception	4	33	0:48	TD	Fourth	Smith 17-yard run

TRIBE FOOTBALL
HONOR ROLL

A-10 Offensive Player of the Week

Lang Campbell, Sept. 5
Dominique Thompson, Oct. 23

A-10 Defensive Player of the Week

Adam O'Connor, Nov. 7

A-10 Special Teams Player of the Week

Greg Kuehn, Sept. 19
Greg Kuehn, Oct. 3

I-AA.org Weekly All-Star

Lang Campbell, Sept. 5
Dominique Thompson, Oct. 25

ESPN/USA Today

I-AA Offensive Player of the Week
Dominique Thompson, Oct. 25

Don Hansen National Offensive Co-Player of the Week

Lang Campbell, Sept. 5
Dominique Thompson, Oct. 24

Atlantic 10 Preseason Honors

First Team Offense:

Lang Campbell, QB
Adam Bratton, TE

First Team Defense:

Travis McLaurin, LB

Second Team Specialists:

Michael Mesi, P
Greg Kuehn, PK

I-AA.org Preseason Honors

Honorable Mention All-America:

Lang Campbell, QB

National Team Rankings/Ratings

I-AA.org AGS Top 25

W&M #11

I-AA.org Gridiron Power Index

W&M #8

Don Hansen Gazette Top 40

W&M #3

USA Today Sagarin Rating

W&M #6



Senior TB Jon Smith finds the end zone on one of his three rushing scores Saturday against Villanova. Smith scored on runs of 1, 1 and 17 yards to bring his team-leading, rushing touchdown total to nine. His 17-yard scamper was the longest scoring run for W&M this season.

WILLIAM AND MARY IN THE "RED-ZONE"

Opponent	WM In Red Zone	WM TDs	WM FGs	WM FGs Missed	WM No Score	WM RZ Score %
North Carolina	5	4	1	0	0	100.0
New Hampshire	3	0	3	0	0	100.0
VMI	5	5	0	0	0	100.0
Northeastern	6	3	3	0	0	100.0
Liberty	7	4	3	0	0	100.0
Rhode Island	5	4	1	0	0	100.0
Delaware	1	1	0	0	0	100.0
Towson	5	3	1	0	1*	.800
Villanova	6	5	0	0	1	.833
James Madison						
Richmond						
SEASON	43	29	12	0	2	.953

*W&M kneeled down inside the 20-yard line to run out the clock.

OPPONENTS IN THE RED-ZONE

Opponent	Opp. In Red Zone	Opp. TDs	Opp. FGs	Opp. FGs Missed	Opp. No Score	Opp. RZ Score %
North Carolina	6	6	0	0	0	100.0
New Hampshire	2	1	0	1	1	.500
VMI	2	0	1	0	1	.500
Northeastern	6	4	0	1	2	.667
Liberty	2	2	0	0	0	100.0
Rhode Island	3	2	1	0	0	100.0
Delaware	4	3	0	0	1	.750
Towson	1	0	1	0	0	100.0
Villanova	3	3	0	0	0	100.0
James Madison						
Richmond						
SEASON	29	21	3	2	5	.828

2004 WILLIAM AND MARY GAME-BY-GAME RESULTS

UNC 49, W&M 38

CHAPEL HILL, NC (9/4/04) -- Despite career days from **Lang Campbell** and **Josh Lustig** and four first-half turnovers, the Tar Heels used three fourth-quarter TDs from Ronnie McGill to rally past the Tribe, 49-38, at Kenan Stadium.

Campbell had the Division I-A North Carolina defense on its "heels" most of the afternoon, throwing for a career-high 322 yards and two TDs, including a 46-yard strike to Lustig to open the scoring. Lustig hauled in a career-best 112 yards on six catches. Campbell added a pair of rushing TDs in the first half and **Greg Kuehn** booted a 21-yard FG as time expired, as the Tribe built a 10-point halftime lead.

Stephen Cason and **Alan Wheeling** each forced a fumble in the first half, **Travis McLaurin** recovered two fumbles in the first half, including one he returned 33 yards and **Wade Harrell** returned his third-career interception 37 yards to set up Kuehn's FG, as W&M forced four turnovers in a game for the first time since 2002 (IU). **James Miller**, who also recovered a fumble, led the Tribe with 15 tackles.

Dominique Thompson, a NC native, caught six passes for 83 yards and a TD, while **Jon Smith** added a 2-yard TD run.

	1	2	3	4	Final
William and Mary	14	10	7	7	38
North Carolina	7	7	14	21	49

Scoring Summary

Qtr	Team	Score	Time
1st	W&M	Lustig 46 pass from Campbell (Kuehn kick)	12:29
	UNC	Lewis 12 run (Barth kick)	6:46
	W&M	Campbell 5 run (Kuehn kick)	0:50
2nd	UNC	Scott 8 run (Barth kick)	13:07
	W&M	Campbell 1 run (Kuehn kick)	7:35
	W&M	FG Kuehn 21	0:00
3rd	UNC	Bowman 19 pass from Durant (Barth kick)	11:49
	W&M	Smith 2 run (Kuehn kick)	7:27
	UNC	Mitchell 29 pass from Durant (Barth kick)	1:50
4th	UNC	McGill 4 run (Barth kick)	13:32
	UNC	McGill 10 run (Barth kick)	11:05
	UNC	McGill 7 run (Barth kick)	6:57
	W&M	Thompson 6 pass from Campbell (Kuehn kick)	0:00

	W&M	UNC
First Downs	21	23
Rushes - Yards	31-120	45-341
Att-Cmp-Int	41-23-0	24-14-1
Pass Yards	322	234
Total Offense	442	575
Total Plays	72	69
Fumbles - Lost	0-0	3-3
3rd Down Conv.	5-16	10-12
Penalties - Yards	5-45	3-20
Sacks by - Yards	1-1	0-0
Time of Possession	31:41	28:19

Rushing

W&M: Brooks 9-45, Campbell 6-35 (2 TD), Smith 9-24 (TD), Thompson 1-13, Parrott 1-4, McLaurin 5-1.
UNC: McGill 13-137 (3 TD), Lewis 15-125 (TD), Scott 11-76 (TD), Durant 6-13.

Passing

W&M: Campbell 23-41-0 322 (2 TD).
UNC: Durant 14-24-1 234 (2 TD)

Receiving

W&M: Lustig 6-112 (TD), Thompson 6-83 (TD), Nicholas 4-48, Pitts 2-28, Bratton 1-18, McLaurin 1-12, Brooks 1-10, Trinkle 1-6, Parrott 1-5.
UNC: Bowman 6-61 (TD), Phillips 3-65, Holley 2-35, Pollock 1-38, Mitchell 1-29 (TD), Hedgecock 1-6.

Defense

W&M: Miller 15 (8 solo, FR, BrUp), Tra. McLaurin 7 (2 FR), Cason 6 (FF, PBU), Nickell 6 (2 TFL), O'Connor 3 (0.5 sack, 2 QBH), Watson 3 (0.5 sack), Harrell (INT).

Attendance: 43,500

W&M 9, #10 UNH 7

DURHAM, NH (9/18/04) - All-conference kicker **Greg Kuehn** connected on field goals of 27, 35 and 21 yards and the Tribe defense held the Wildcats' high-powered offense in check, as W&M won its conference-opener, 9-7, over 10th-ranked New Hampshire at rained-soaked Cowell Stadium.

Playing in heavy rains from the remnants of Hurricane Ivan, W&M held UNH to 226 offensive yards, nearly 150 below its average, after yielding 575 yard to North Carolina two weeks prior. It was the fewest yards allowed by a W&M defense since yielding 141 to Massachusetts in the 2001 season-opener.

All-American candidate **Lang Campbell** and the Tribe offense were efficient in the treacherous conditions, as Campbell threw for 148 yards on 11 for 23 passing and ran for 42 yards on 14 attempts. With 148 passing yards, he moved into 10th place on the W&M career passing list. Senior Jon Smith churned out 63 yards on 23 carries.

Kuehn kicked three field goals for the fourth time in his career, with the last coming in a win over Rhode Island on Oct. 25, 2003.

Chris Ndubueze paced the defense with a career-high 16 tackles, including 10 solo stops. Junior **Larry Pendleton** tallied seven tackles and a sack, while sophomore **Josh Wright**, who made his first career start, also recorded a sack.

The win gave W&M its first victory over a ranked opponent since knocking off 15th-ranked Northeastern in Williamsburg on Oct. 26, 2002.

	1	2	3	4	Final
William and Mary	0	3	6	0	9
#10 New Hampshire	7	0	0	0	7

Scoring Summary

Qtr	Team	Score	Time
1st	UNH	Harvey 1 run (McCormack kick)	5:48
2nd	W&M	FG Kuehn 27	0:00
3rd	W&M	FG Kuehn 35	9:41
	W&M	FG Kuehn 21	3:06

	W&M	UNH
First Downs	13	13
Rushes - Yards	48-123	42-123
Att-Cmp-Int	23-11-0	21-12-0
Pass Yards	148	103
Total Offense	271	226
Total Plays	71	63
Fumbles - Lost	2-1	1-0
3rd Down Conv.	5-16	5-16
Penalties - Yards	6-50	2-25
Sacks by - Yards	2-17	4-18
Time of Possession	35:13	24:47

Rushing

W&M: Smith 23-63, Campbell 14-42, Brooks 4-10, McLaurin 3-9, Parrott 1-2, Thompson 1(-1).
UNH: Harvey 28-75 (TD), Santos 9-35, McCoy 3-12, Bailey 2-1.

Passing

W&M: Campbell 23-11-0 148.
UNH: Santos 21-12-0 103.

Receiving

W&M: Thompson 3-55, Lustig 3-51, Pitts 2-20, Nicholas 1-9, Brooks 1-8, Trinkle 1-5.
UNH: Kreider 4-27, Williams 3-38, Diner 2-21, Ball 1-9, Bailey 1-5, Harvey 1-3.

Defense

W&M: Ndubueze 16 (10 solo), Miller 9 (5 solo), McLaurin 8 (4 solo, TFL), Riley 7 (TFL), McCarthy 7 (TFL), Pendleton 7 (sack), Kelly 5 (TFL), Wright 4 (sack).
Attendance: 3,512

W&M 42, VMI 6

WILLIAMSBURG (9/25/04) - All-American candidate **Lang Campbell** threw for 137 yards and a pair of touchdowns in the first half to surpass the 3,000-yard mark for his career, as W&M used four second-quarter touchdowns and another outstanding defensive effort to knock off state-rival VMI, 42-6, in front of 8,101 fans at Zable Stadium.

Playing on his 23rd birthday, Campbell went over the 3,000-yard plateau in the first quarter and went on to complete 11-of-15 passes for 160 yards to move into ninth place (3,136) on the College's career passing yards lists. With two TD passes, Campbell also moved into eighth place (28) on the career list at W&M.

The Tribe defense forced four turnovers for the second time this season (UNC) and held the Keydets to 197 total yards, the first time a W&M defense surrendered fewer than 200 total yards since a season-opening win at UMass in 2001 (146). Dating back to a 9-7 win at UNH on Sept. 18, W&M has not allowed a touchdown for over seven consecutive quarters, a feat that has not been accomplished since 1995.

Sophomore linebacker **Ryan Nickell** recorded interceptions on consecutive VMI offensive plays from scrimmage, while all-conference linebacker **Travis McLaurin** and **Chris Ndubueze** each had six tackles and defensive end **Adam O'Connor** recorded five stops, a sack and three quarterback hurries.

Senior tailback **Jon Smith** led the Tribe ground game with 52 yards and two TDs, as he inched closer to 2,000 rushing yards for his career (1,899).

	1	2	3	4	Final
VMI	0	6	0	0	6
William & Mary	0	28	7	7	42

Scoring Summary

Qtr	Team	Score	Time
2nd	W&M	Smith 2 run (Kuehn kick)	14:56
	W&M	Brooks 6 run (Kuehn kick)	12:42
	VMI	FG Way 28	7:35
	W&M	Thompson 13 pass from Campbell (Kuehn kick)	3:58
	W&M	Nicholas 27 pass from Campbell (Kuehn kick)	2:52
	VMI	FG Way 39	0:42
3rd	W&M	Smith 1 run (Kuehn kick)	9:23
4th	W&M	Taylor 4 pass from Potts (Kuehn kick)	6:20

	W&M	VMI
First Downs	19	15
Rushes - Yards	45-98	31-49
Att-Cmp-Int	23-15-0	39-19-3
Pass Yards	207	148
Total Offense	305	197
Total Plays	68	70
Fumbles - Lost	1-1	2-1
3rd Down Conv.	8-14	3-17
Penalties - Yards	6-56	8-66
Sacks by - Yards	2-22	3-22
Time of Possession	33:10	26:50

Rushing

W&M: Smith 15-52 (2 TD), McLaurin 8-38, Brooks 12-28 (TD), Parrott 2-7, Campbell 4-5, Potts 1-5, Thompson 1-15.
VMI: Hollingsworth 10-19, Mizzer 9-14, Jackson 4-12, Lyles 2-8, Poldiak 5-3.

Passing

W&M: Campbell 15-11-0 160 (2 TD), Potts 8-4-0 47 (TD).
VMI: Lyles 24-9-3 64, Poldiak 15-10-0 84.

Receiving

W&M: Thompson 4-66 (TD), 2-47 (TD), Davis 2-40, Pitts 2-29, McLaurin 2-6, Parrott 1-13, Taylor 1-4 (TD), Brooks 1-2.
VMI: Burden 5-57, Jackson 4-25, Gilliland 2-22, Monteleone 2-15.

Defense

W&M: McLaurin 6 (4 solo, TFL), Ndubueze 6 (3 solo), O'Connor 5 (sack, FF, QBH), Cason 3 (TFL), Muldrow 3 (5 TFL), Weston, 2 (sack, 2 TFL, FR), Nickell 2 (2 INT), Miller 2 (INT, PBU), Williamson 1 (.5 TFL).

Attendance: 8,101

2004 WILLIAM AND MARY GAME-BY-GAME RESULTS

W&M 38, #16 NU 35 (OT)

WILLIAMSBURG (10/2/04) - Powered by a career-best 378-yard passing performance by All-American candidate **Lang Campbell**, the College pulled off a thrilling 38-35 overtime victory over 16th-ranked Northeastern at Zable Stadium.

The decisive points came off the foot of all-conference kicker **Greg Kuehn**, who nailed a 28-yard FG in the first overtime period. He ended the afternoon converting three of his four FG opportunities.

After the Tribe scored on a 77-yard TD pass from Campbell to **Dominique Thompson** with 2:34 remaining in the fourth quarter, and also got the two-point conversion on a pass to redshirt freshman receiver **Joe Nicholas**, W&M had a 35-28 lead. But, NU quarterback Shawn Brady's third TD pass tied the game with 42 seconds remaining and forced OT.

W&M won the toss and elected to play defense first. On the Huskies' first snap, junior **Adam O'Connor** sacked Brady, and NU eventually missed a 53-yard FG attempt. On the Tribe's OT possession, Nicholas caught a key first-down pass from Campbell on third-and-long, and two plays later Kuehn drilled the game-winner.

Campbell ended the day 22 of 36 for 378 yards, including the score to Thompson. He also ran for a pair of TDs. The 378 passing yards ranks as the eighth-best single-game performance in W&M history, and it was his second game over 300 yards in four games this season.

Thompson led the Tribe with a career-high 157 yards on five grabs, while Nicholas hauled in a career-best 111 yards on six catches.

	1	2	3	4	OT	Final
#16 Northeastern	0	14	14	7	0	35
William & Mary	7	7	10	11	3	38

Scoring Summary

Qtr	Team	Score	Time
1st	W&M	Campbell 2 run (Kuehn kick)	4:27
2nd	NU	Parks 27 pass from Brady (Kescic kick)	8:19
	NU	Parks 23 pass from Brady (Kescic kick)	1:53
	W&M	Campbell 2 run (Kuehn kick)	0:27
3rd	W&M	Brooks 4 run (Kuehn kick)	11:06
	NU	West 2 run (Kescic kick)	8:54
	W&M	FG Kuehn 30	5:24
	NU	Murray 1 run (Kescic kick)	2:57
4th	W&M	FG Kuehn 28	6:57
	W&M	Thompson 77 pass from Campbell (Kuehn kick)	2:34
	NU	Mitchell 3 pass from Brady (Kescic kick)	0:42
OT	W&M	FG Kuehn 28	

	W&M	NU
First Downs	20	20
Rushes - Yards	33-96	35-90
Att-Cmp-Int	36-22-1	33-18-1
Pass Yards	378	301
Total Offense	474	391
Total Plays	69	68
Fumbles - Lost	0-0	1-0
3rd Down Conv.	6-14	8-16
Penalties - Yards	3-35	5-57
Sacks by - Yards	1-10	1-11
Time of Possession	31:46	28:14

Rushing

W&M: Brooks 11-45 (TD), Smith 12-41, Campbell 8-9 (2 TD), Parrott 1-2.
 NU: West 12-48 (TD), Murray 13-37 (TD), Gyles 7-15, Brady 2--9.

Passing

W&M: Campbell 36-22-1 378 (TD).
 NU: Brady 33-18-1 301 (3 TD).

Receiving

W&M: Nicholas 6-111, Thompson 5-157 (TD), Trinkle 3-55, Smith 3-14, Brooks 2-31, Davis 1-5, Pitts 1-4, Bratton 1-1.
 NU: Parks 7-170 (2 TD), Mitchell 6-86 (TD), Graham 1-14.

Defense

W&M: O'Connor 8 (1.0 sack, 1.5 TFL), Ndubueze 8 (3 solo, .5 TFL), McLaurin 7 (5 solo), Wheeling 7 (5 solo), Wright 5 (3 solo, 1.5 TFL), Cason 4 (2 solo, 1.0 TFL, PBU), Miller 4 (INT, 2 PBU), Shaw 3 (.5 TFL).
Attendance: 8,267

#18 W&M 37, LU 17

LYNCHBURG, VA (10/9/04) - Senior All-American candidate **Lang Campbell** threw for 368 yards, including 221 to senior wide receiver **Dominique Thompson**, as the 18th-ranked College of William and Mary defeated Liberty, 37-17.

In the first-ever meeting between the schools, Campbell completed 19-of-30 passes to surpass the 300-yard mark for the second time in as many games and the third time this season. Thompson pulled in a career-high 10 catches for a personal-best 221 yards, which ranks as the third-best single-game performance in W&M history behind only David Conklin's 240-yard performance against VMI on Sept. 13, 1997, and Mike Sutton's 226-yard effort at Marshall on Nov. 5, 1983. The College piled up a season-high 498 total yards of offense to the Flames' 264.

Senior **Jon Smith** carried 19 times for 51 yards and a pair of TDs, while Campbell and sophomore **Elijah Brooks** each added a score on the ground, as W&M recorded a season-high four rushing TDs.

Junior cornerback **Stephen Cason** had an outstanding game to pace the defense, sharing team-high honors with eight total tackles, in addition to 1.5 sacks, three pass breakups and 2.5 total tackles for loss. The Tribe defense recorded a season-high seven sacks, led by **Jonas Watson** with two. All-conference candidate **Adam O'Connor** registered 1.5 sacks to bring his team-leading total to 4.5.

The win gave W&M its fourth consecutive victory and eighth-straight win over a Division I-AA opponent, dating back to the 2003 season.

	1	2	3	4	Final
#18 William & Mary	10	10	10	7	37
Liberty	3	0	7	7	17

Scoring Summary

Qtr	Team	Score	Time
1st	W&M	FG Kuehn 22	8:53
	LU	FG Kolegue 41	5:24
	W&M	Brooks 1 run (Kuehn kick)	1:20
2nd	W&M	Campbell 1 run (Kuehn kick)	11:57
	W&M	FG Kuehn 20	2:56
3rd	W&M	Smith 1 run (Kuehn kick)	11:51
	LU	Gado 2 run (Kolegue kick)	8:48
	W&M	FG Kuehn 28	2:37
4th	W&M	Smith 1 run (Kuehn kick)	3:23
	LU	Hamilton 1 run (Kolegue kick)	0:18

	W&M	LU
First Downs	18	17
Rushes - Yards	43-130	33-61
Att-Cmp-Int	30-19-0	35-18-1
Pass Yards	368	203
Total Offense	498	264
Total Plays	73	68
Fumbles - Lost	1-1	2-1
3rd Down Conv.	9-18	3-15
Penalties - Yards	10-90	3-20
Sacks by - Yards	7-46	0-0
Time of Possession	30:55	28:47

Rushing

W&M: Smith 19-51 (2 TD), Brooks 14-34 (TD), Campbell 8-32 (TD), Nicholas 1-15.
 LU: Gado 20-97 (TD), Johnson 2-8, Hamilton 1-1 (TD), Troth 9--45.

Passing

W&M: Campbell 30-19-0 368.
 LU: Troth 23-11-1 124, Johnson 11-7-0 79, Hamilton 1-0-0.

Receiving

W&M: Thompson 10-221, Pitts 3-46, Smith 2-29, Trinkle 1-34, Troester 1-28, Taylor 1-6, Brooks 1-4.
 LU: Williams 6-94, Hamilton 3-15, Jackson 2-34, Cline 2-21, Gado 2-10, Turner 1-17, Luck 1-8, Grigsby 1-4.

Defense

W&M: Cason 8 (7 solo, 1.5 sack, 2.5 TFL, 3 PBU), McLaurin 8 (FR), Miller 7 (INT), McCarthy 6 (TFL, FF, .5 sack), Nickell 6 (sack, 1.5 TFL), O'Connor 5 (1.5 sack, 2 TFL), Watson 4 (2 sack, 2.5 TFL), Williamson 3 (.5 sack, .5 TFL).
Attendance: 9,603

#16 W&M 31, URI 24

WILLIAMSBURG, VA (10/16/04) - All-American candidate, senior quarterback **Lang Campbell** threw a pair of first-quarter TD passes to sophomore tight end **Matt Trinkle** and later rushed for another score, as the 16th-ranked Tribe held off Rhode Island, 31-24, in front of Homecoming crowd of 8,774 at Zable Stadium.

With the game tied at 24-24, sophomore tailback **Elijah Brooks** plowed into the end zone from two yards out with just over eight minutes remaining in the game for the decisive points. Brooks led the Tribe ground attack with 54 yards on 12 carries, while senior **Jon Smith** surpassed the 2,000-yard mark for his career (2,027) with 36 yards on 13 attempts.

Campbell completed 20-of-27 passes for 192 yards, and Trinkle recorded a career-high seven catches for a personal-best 51 yards. With two TD passes, Campbell moved into seventh place on the W&M career list (31), while also moving into seventh place on the W&M career passing yardage list (4,074).

Junior linebacker **Thad Wheeler** registered a career-high 16 tackles filling in for starter Travis McLaurin, who was hampered by a knee injury suffered early on. Fellow linebacker **Chris Ndubueze** made 14 total stops, and junior safety **James Miller** was in on 13 total tackles to give the Tribe three players in double-digit tackles.

With the win, W&M won its fifth consecutive game overall and its seventh-straight conference game dating back to last season. It was also the Tribe's eighth consecutive win over a Division I-AA opponent, dating back to 2003.

	1	2	3	4	Final
Rhode Island	7	3	7	7	24
#16 William & Mary	14	3	7	7	31

Scoring Summary

Qtr	Team	Score	Time
1st	URI	Hill 52 pass from Davis (Gianecchini kick)	12:18
	W&M	Trinkle 3 pass from Campbell (Kuehn kick)	6:03
	W&M	Trinkle 3 pass from Campbell (Kuehn kick)	0:07
2nd	URI	FG Gianecchini 29	6:21
	W&M	FG Kuehn 28	0:04
3rd	URI	Davis 6 run (Gianecchini kick)	11:45
	W&M	Campbell 4 run (Kuehn kick)	6:54
4th	URI	Davis 1 run (Gianecchini kick)	12:19
	W&M	Brooks 2 run (Kuehn kick)	8:09

	W&M	URI
First Downs	19	25
Rushes - Yards	33-97	71-282
Att-Cmp-Int	27-20-0	12-6-0
Pass Yards	192	127
Total Offense	289	409
Total Plays	60	83
Fumbles - Lost	1-0	1-0
3rd Down Conv.	7-12	7-16
Penalties - Yards	2-15	4-45
Sacks by - Yards	0-0	1-6
Time of Possession	28:15	31:45

Rushing

W&M: Smith 13-36, Brooks 12-54 (TD), Campbell 6-10 (TD).
 URI: Ham 32-106, Davis 19-65 (2 TD), Poole 8-73, Jones 6-14, Porter 5-7, Hill 1-17.

Passing

W&M: Campbell 27-20-0 192 (2 TD).
 URI: Davis 12-6-0 127 (TD).

Receiving

W&M: Trinkle 7-51 (2 TD), Thompson 4-58, Pitts 3-27, Brooks 3-26, Nicholas 2-15, Davis 1-15.
 URI: Hill 2-65 (TD), Bowers 2-8, Poole 1-45, West 1-9.

Defense

W&M: Wheeler 16 (2.0 TFL), Ndubueze 14, Miller 13 (.5 TFL), Nickell 9 (2.5 TFL), Shaw 7 (1.0 TFL, PBU), Wright 7 (1.5 TFL), Cason 6 (1.0 TFL).
Attendance: 8,774

2004 WILLIAM AND MARY GAME-BY-GAME RESULTS

#3 UD 31, #14 W&M 28

NEWARK, DE (10/23/04) - Despite a record-setting performance from senior wide receiver **Dominique Thompson** and four TD passes from All-American candidate, senior **Lang Campbell**, the 14th-ranked Tribe dropped a hard-fought 31-28 decision to third-ranked Delaware in front of 22,058 fans at Delaware Stadium.

Thompson set a W&M single-game record with 244 receiving yards, surpassing the previous mark of 240 set by Dave Conklin against VMI in 1997. He also caught all four of Campbell's TD passes, matching a W&M record also held by Vito Ragazzo (1949, vs. WFU) and Corey Ludwig (1993, vs. Maine).

Campbell completed 20 of 30 passes for 355 yards and a career-best four TDs, surpassing the 300-yard mark for the fourth time this season.

The duo connected on scoring plays of 10, 62, 87 and 64 yards with the 87-yard completion tying the longest pass play in W&M history (Dan Henning to Tom Scott vs. Navy, 1961).

W&M scored on its first three possessions and held a 21-7 advantage in front of shocked sellout crowd at the end of one quarter, but the defending I-AA National Champions outscored the Tribe 24-7 to close the game, capped by a 25-yard TD pass from Sonny Riccio to Joseph Bleymaier with 4:41 remaining.

Junior linebacker **Chris Ndubueze** and junior corner **Stephen Cason** share the team-lead with 11 tackles apiece, while sophomore end **Josh Wright** recorded a career-high 10 stops in the loss.

	1	2	3	4	Final
#14 William & Mary	21	0	0	7	28
#3 Delaware	7	17	0	7	31

Scoring Summary

Qtr	Team	Score	Time
1st	W&M	Thompson 10 pass from Campbell (Kuehn kick)	12:33
	W&M	Thompson 62 pass from Campbell (Kuehn kick)	11:34
	UD	Long 5 pass from Riccio (Shushman kick)	6:12
	W&M	Thompson 87 pass from Campbell (Kuehn kick)	4:26
2nd	UD	Lee 2 run (Shushman kick)	8:33
	UD	FG Shushman 43	5:58
	UD	Lee 2 run (Shushman kick)	0:44
4th	W&M	Thompson 64 pass from Campbell (Kuehn kick)	12:15
	UD	Bleymaier 25 pass from Riccio (Shushman kick)	4:41

	W&M	UD
First Downs	16	26
Rushes - Yards	25-30	46-149
Att-Cmp-Int	30-20-0	40-24-0
Pass Yards	355	302
Total Offense	385	451
Total Plays	55	86
Fumbles - Lost	2-1	0-0
3rd Down Conv.	6-13	10-18
Penalties - Yards	9-55	3-30
Sacks by - Yards	1-8	3-26
Time of Possession	23:38	36:22

Rushing

W&M: Brooks 10-13, Smith 8-31, Campbell 7-14.
UD: Lee 18-78 (2 TD), Starks 14-66, Cuff 3-8, Riccio 7-6, Team 3-4, Long 1-5.

Passing

W&M: Campbell 30-20-0 355 (4 TD).
UD: Riccio 40-24-0 302 (2 TD).

Receiving

W&M: Thompson 6-244 (4 TD), Nicholas 5-39, Brooks 3-30, Pitts 3-16, Smith 2-21, Parrott 1-5.
UD: Long 11-108 (TD), Boler 7-155, LaForgia 3-11, Bleymaier 1-25 (TD), Lee 1-3, Starks 1-0.

Defense

W&M: Cason 11 (PBU), Ndubueze 11 (2 PBU), Wright 10, Miller 9, Wheeler 9 (TFL), Shaw 7, Nickell 6, McCarthy 5, Watson 3 (1.0 sack).

Attendance: 22,058

#16 W&M 41, TU 16

TOWSON, MD (10/30/04) - Senior All-American candidate, quarterback **Lang Campbell** threw for 268 yards and three touchdowns in three quarters, and the 16th-ranked Tribe piled up a season-high 585 yards of total offense to subdue Towson, 41-16.

Campbell completed 20-of-29 attempts and his three touchdown passes brought his season total to 14, seven of which have come in the last two games. The 268 passing yards brought his career total to 4,697, moving him into sixth place on the W&M career list, while his three TD passes brought his career total to 38, also moving him into sixth place on the W&M career list in that category.

Senior wide receiver **Dominique Thompson** caught seven passes for 122 yards and two touchdowns, his fifth and sixth scoring receptions in the last two games. Thompson went over the 1,000-yard mark on the season early in the third quarter, becoming just the sixth player in W&M history to record a 1,000-yard receiving season.

Just as impressive as Campbell's feats through air was the Tribe's ground attack, which racked up a season-high 280 rushing yards after averaging just 99.1 yards per game coming in. Senior tailback **Jon Smith** led the rushing attack with a season-high 113 yards on six carries and added a running score. Smith became the first Tribe player this season to surpass the century mark on the ground, and it was his fifth 100-yard rushing game of his career (5), moving him into a tie for eighth place on the W&M career list.

	1	2	3	4	Final
#16 William & Mary	7	17	14	3	41
Towson	3	0	0	13	16

Scoring Summary

Qtr	Team	Score	Time
1st	W&M	Thompson 46 pass from Campbell (Kuehn kick)	13:07
	TU	FG Halbruner 33	7:38
2nd	W&M	Smith 1 run (Kuehn kick)	14:57
	W&M	Thompson 21 pass from Campbell (Kuehn kick)	7:32
	W&M	FG Kuehn 32	0:47
3rd	W&M	Brooks 8 run (Kuehn kick)	7:27
	W&M	Bratton 1 pass from Campbell (Kuehn kick)	1:41
4th	TU	Perry 49 pass from Goldbeck (Halbruner kick)	14:52
	W&M	FG Kuehn 43	10:46
	TU	Perry 26 pass from Goldbeck (Halbruner kick blocked)	9:23

	W&M	TU
First Downs	30	14
Rushes - Yards	47-280	28-77
Att-Cmp-Int	37-23-0	33-18-2
Pass Yards	305	234
Total Offense	585	311
Total Plays	84	61
Fumbles - Lost	1-1	1-0
3rd Down Conv.	11-18	2-14
Penalties - Yards	5-40	2-30
Sacks by - Yards	2-16	1-3
Time of Possession	35:59	24:01

Rushing

W&M: Brooks 18-93 (TD), Smith 16-113 (TD), Viola 7-53, Campbell 3-19, Otey 2-6.
TU: Brunetti 12-49, Corle 6-1, Goldbeck 4-5, Miles 3-11, Marcus 2-11, Brown 1-10.

Passing

W&M: Campbell 29-20-0 268 (3 TD), Potts 8-3-0 37.
TU: Goldbeck 33-18-2 234 (2 TD).

Receiving

W&M: Thompson 7-122 (2 TD), Nicholas 4-42, Smith 3-19, Bratton 2-30 (TD), Davis 2-12, Pitts 1-29, Taylor 1-20, Holston 1-13, Brooks 1-10, Parrot 1-8.
TU: Marcus 6-70, Brown 4-58, Corle 3-13, Perry 2-75 (2 TD), Arnold 2-10, Brown 1-8.

Defense

W&M: Miller 10 (2 PBU), Wheeler 9 (TFL, PBU), Nickell 7 (PBU, Blkd PAT), Ndubueze 7 (INT), Shaw 7 (INT), Wright 5 (2.0 TFL), Kelly 4 (1.0 sack), Page 1 (1.0 sack, FF).

Attendance: 3,280

#13 W&M 37, #19 VU 29

WILLIAMSBURG, VA (11/6/04) - Senior tailback Jon Smith scored on runs of 1, 1 and 17 yards and All-American candidate threw for 232 yards and a touchdown, while also rushing for 60 yards and another score to lead the 13th-ranked Tribe past 19th-ranked Villanova, 37-29, at Zable Stadium.

The victory gave head coach Jimmy Laycock his 13th career season with seven or more victories, and it the College's third win over a ranked opponent this season.

After trailing 21-14 at the break, Campbell connected with redshirt freshman WR Joe Nicholas on a six-yard scoring strike to cap the Tribe's opening drive of the second half, and after the teams exchanged punts, W&M took its first lead of the game when the Wildcats' center sent a snap over the punter's head and out of the end zone.

Smith scored his second touchdown early in the fourth to push the lead to 30-21, and found the end zone for third time with 2:57 remaining, after senior Wade Harrell's 19-yard interception return. Smith scored three rushing TDs for the third time in his career with the last coming against VMI in 2002.

Campbell completed 22 of 34 passes for 232 and threw his 39th career TD pass. He was equally effective on the ground, gaining a season-high 60 yards, including several key first-down runs in the fourth quarter.

Junior all-conference candidate Adam O'Connor recorded three sacks in the game, just a half-sack away from a W&M single-game record. For his efforts, O'Connor was named the A10 Defensive Player of the Week.

	1	2	3	4	Final
#19 Villanova	7	14	0	8	29
#13 William & Mary	7	7	9	14	37

Scoring Summary

Qtr	Team	Score	Time
1st	VU	Gibson 95 kick return (James kick)	14:46
	W&M	Smith 1 run (Kuehn kick)	10:25
2nd	VU	Dieser 7 pass from Burroughs (James kick)	12:38
	W&M	Campbell 1 run (Kuehn kick)	8:13
	VU	DiGiacomo 17 pass from Burroughs (James kick)	3:38
3rd	W&M	Nicholas 6 pass from Campbell (Kuehn kick)	9:02
	W&M	Team safety	3:26
4th	W&M	Smith 1 run (Kuehn kick)	14:16
	W&M	Smith 17 run (Kuehn kick)	2:57
	VU	DiGiacomo 2 pass from Burroughs (Dieser pass from Burroughs)	0:32

	W&M	VU
First Downs	25	21
Rushes - Yards	45-167	29-107
Att-Cmp-Int	34-22-0	39-25-1
Pass Yards	232	270
Total Offense	399	377
Total Plays	79	68
Fumbles - Lost	0-0	1-0
3rd Down Conv.	10-17	4-12
Penalties - Yards	1-10	4-24
Sacks by - Yards	4-23	0-0
Time of Possession	34:09	25:51

Rushing

W&M: Smith 17-76 (3 TD), Brooks 16-22, Campbell 10-61 (TD), Thompson 1-11.
VU: Butler 11-48, Burroughs 10-25, DiGiacomo 3-27, Gibson 3-7, Outlaw 1-20.

Passing

W&M: Campbell 34-22-0 232 (TD).
VU: Burroughs 39-25-1 270 (3 TD).

Receiving

W&M: Pitts 6-64, Nicholas 5-54 (TD), Brooks 4-31, Thompson 3-47, Smith 2-7, Taylor 1-16, Bratton 1-13.
VU: DiGiacomo 6-44 (2 TD), Outlaw 5-70, Dieser 4-44 (TD), Wright 2-51, Waltman 2-33, Polite 2-12, Sherry 2-11.

Defense

W&M: Ndubueze 8 (7 solo), Miller 6 (PBU), O'Connor 5 (3 sacks), Nickell 5, Shaw 5, McCarthy 2 (sack), Harrell INT.

Attendance: 6,755

QUARTERBACK CLUB PLAYERS OF THE WEEK

For the Week of: Nov. 6, vs. Villanova

OFFENSE

LANG CAMPBELL, SR. QB



Campbell completed 22 of 34 passes for 232 yards and a TD and ran for 60 yards and another score on 10 attempts.

Previous Winners:

North Carolina - Sept. 4
Lang Campbell, Sr., Quarterback
23-41-0, 322 yds, 2 TD; 6 att., 35 yds, 2 TD

New Hampshire - Sept. 18
Cody Morris, So., Lineman

VMI - Sept. 25
Jon Smith, Sr., Tailback
15 carries, 52 yards, 2 TD

Northeastern - Oct. 2
Lang Campbell, Sr., QB
23-36, career-high 378 yards, TD; 2 rush TDs

Liberty - Oct. 9
Dominique Thompson, Sr., WR
10 catches, career-high 221 yards

Rhode Island - Oct. 16
Matt Trinkle, So., TE
7 catches, career-high 51 yards, 2 TDs

Delaware - Oct. 23
Dominique Thompson, Sr. WR
6 catches, school-record 244 yards, 4 TDs

Towson - Oct. 30
Patrick Mulloy, Jr., C
Led o-line that produced 585 yards total offense

DEFENSE

ADAM O'CONNOR, JR., DE



O'Connor nearly tied a W&M single-game record with a career-high three sacks against the Wildcats. He had five total tackles in the game and is now tied for the A10 lead in sacks.

Previous Winners:

North Carolina - Sept. 4
James Milller, Jr., S
15 TT, 8 UT, FR, BrUP

New Hampshire - Sept. 18
Chris Ndubueze, Jr., LB
16 total tackles, 10 solo

VMI - Sept. 25
Ryan Nickell, So., LB
2 total tackles, 2 INT

Northeastern - Oct. 2
Adam O'Connor, Jr., DE
8 total tackles, 1.0 sack

Liberty - Oct. 9
Stephen Cason, Jr., CB
8 total tackles, 2.5 TFL, 1.5 sacks, 3 PBU


Rhode Island - Oct. 16
Thad Wheeler, Jr., LB
Career-high 16 total tackles, 2.0 TFL

Delaware - Oct. 23
Chris Ndubueze, Jr. LB
11 total tackles, 9 solo, 2 PBU

Towson - Oct. 30
Josh Wright, So., DE
5 total tackles, 3 solo, 2 TFLs

SPECIAL TEAMS

MIKE MESI, SR., P



Mesi averaged 43.0 yards on four punts against Villanova and three of this four kicks were downed inside the 20-yard line, including one at the 2 that led to a safety.

Previous Winners:

North Carolina - Sept. 4
Josh Lusitg, Sr. WR/KR
6 ret., 135 yds, 22.5 avg; 6 rec., 112 yds, TD

New Hampshire - Sept. 18
Greg Kuehn, Jr., PK
27, 35, and 21-yard FGs in 9-7 win

VMI - Sept. 25
Mike Mesi, Sr., P
6 punts, 264 yards, 44.0 avg., 64 long

Northeastern - Oct. 2
Greg Kuehn, Jr., PK
3-4 FG (30, 28, 28) including GW in OT

Liberty - Oct. 9
Tony Viola, RF, RB
3 total tackles, 2 solo, on kick coverage

Rhode Island - Oct. 16
Greg Kuehn, Jr., PK
1-1 FG (28), 4-4 PAT, 4 touchbacks

Delaware - Oct. 23
Dominique Thompson, Sr., WR
3 KO returns for 52 yards, 1.0 tackle

Towson - Oct. 30
Alan Wheeling, Jr., DB
3 total tackles on kick coverage