

Tribe

2004

Laycock's 25th SEASON

William and Mary Football



GAME 11 - SATURDAY, NOVEMBER 20 - 1:00 P.M.

CARY FIELD AT ZABLE STADIUM (12,259)

#6 WILLIAM & MARY (8-2, 6-1)

RICHMOND (3-7, 2-5)

TRIBE

vs.

SPIDERS

Date	Opponent	Score/Time
Sept. 4	at North Carolina	L, 38-49
Sept. 18	*at #10 New Hampshire	W, 9-7
Sept. 25	VMI	W, 42-6
Oct. 2	*#16 NORTHEASTERN	W, 38-35 (OT)
Oct. 9	at Liberty	W, 37-17
Oct. 16	*RHODE ISLAND	W, 31-24
Oct. 23	*at #3 Delaware	L, 28-31
Oct. 30	*at Towson	W, 41-16
Nov. 6	*#19 VILLANOVA	W, 37-29
Nov. 13	*at #4 James Madison	W, 27-24
Nov. 20	*RICHMOND	1:00 p.m.

*A10 conference game

Date	Opponent	Score/Time
Sept. 4	at North Carolina State	L, 0-42
Sept. 11	at VMI	W, 34-7
Sept. 18	*at #9 Massachusetts	W, 24-14
Sept. 25	Lafayette	L, 16-21
Oct. 9	*#12 Maine	L, 25-29
Oct. 16	*at #24 Villanova	L, 10-49
Oct. 23	*#13 James Madison	L, 20-26
Oct. 30	*at Hofstra	L, 17-48
Nov. 6	*Towson	W, 24-0
Nov. 13	*#11 Delaware	L, 14-23
Nov. 20	*at #6 William & Mary	1 p.m.

*A10 conference game

HEAD COACHES

Jimmye Laycock (W&M, 1970)

W&M Record 167-112-2 (25th year)

Career Record 167-112-2 (25th year)

vs. UR 18-6

Dave Clawson (Williams College, 1989)

UR Record 3-7 (First year)

Career Record 32-36 (Sixth year)

vs. W&M 0-0

GAME DAY INFORMATION

#6 WILLIAM & MARY (8-2, 6-1 A10) vs. RICHMOND (3-7, 2-5 A10)

Kickoff - 1 p.m., Saturday, November 20

Site - Cary Field at Zable Stadium (cap. 12,259, natural grass)

Radio - The Tribe Football Radio Network will broadcast today's game across the Commonwealth of Virginia. The veteran broadcast duo of Jay Colley (play-by-play) and Bob Sheeran (color) will call the action. For a complete listing of the Tribe Football Radio Network, see page 8.

All-Time Series - W&M leads 58-50-5

Last Meeting - The Tribe won, 59-21, at UR Stadium last season.

MEDIA CONTACTS

W&M SPORTS INFORMATION

SID - Pete Clawson

Phone - (757) 221-3369

Email - pmclaw@wm.edu

Fax - (757) 221-3412

Web - www.TribeAthletics.com

UR SPORTS INFORMATION

SID - Simon Gray

Phone - (804) 289-8320

Email - sgray2@richmond.edu

Fax - (804) 289-8820

Web - www.RichmondSpiders.com

FIRST AND 10

Saturday's game will provide the 114th installment of the "Oldest Rivalry in the South", as the College of William and Mary and the University of Richmond will be meeting for the 114th time in the series that dates back to 1898. With a victory, the sixth-ranked Tribe can secure a share of the Atlantic 10 Conference Championship, its first since 2001. The College is coming off a thrilling, last-second 27-24 victory over then fourth-ranked James Madison in Harrisonburg, while Richmond dropped a 23-14 decision to 11th-ranked Delaware at home last week. At No. 6 in the SportsNetwork Division I-AA poll, W&M enters the final weekend of the regular season with its highest ranking since 1998, when the 12th-ranked Tribe took on eighth-ranked Richmond.



Quick Slant

Saturday's game will mark the 114th all-time meeting between the two schools, which matches the longest rivalry in I-A (Wisconsin vs. Minnesota).

IN THE HUDDLE

Top Stories

The Nation's Best

In the latest graduation rates released by the NCAA, W&M had a 100% graduation rate for football players that entered the school as freshman during the 1997-98 school year.

Page 6

All-American, Walter Payton Award Candidate

Senior quarterback Lang Campbell earned his second A10 Player of the Week Honors by throwing for 323 yards and two TDs in the win over JMU.

Pages 3-4, 6-8

Slick Kick

Junior all-conference kicker Greg Kuehn hammered a 46-yard, game-winning FG at the buzzer to defeat JMU.

Page 14

Laycock's 25th Season

A win Saturday over Richmond would give head coach Jimmye Laycock his third conference title.

Page 5

By the Numbers

Season and career listings, rosters, the last time it happened, season superlatives, drive chart, red zone stats and more.

Page 17





OFFENSE

Table listing offensive players for William & Mary, including WR 3 Dominique Thompson, LT 78 Matthew Witham, LG 63 Ryan Lumm, C 59 Patrick Mulloy, RG 68 Cody Morris, RT 75 Michael Grenz, TE 40 Adam Bratton, WR 27 Joe Nicholas, QB 12 Lang Campbell, TB 2 Jon Smith, FB 46 Matt Otey.

DEFENSE

Table listing defensive players for William & Mary, including DE 97 Adam O'Connor, DT 96 Justin Kelly, DT 99 Mike McCarthy, DE 94 Josh Wright, ILB 34 Thad Wheeler, OLB 54 Chris Ndubueze, OLB 55 Ryan Nickell, CB 22 Stephen Cason, SS 35 Jonathan Shaw, FS 21 James Miller, CB 24 Richard Riley.

SPECIAL TEAMS

Table listing special teams players for William & Mary, including PK 25 Greg Kuehn, HO 12 Lang Campbell, P 13 Mike Mesi, LS 51 Wade Harrell, SS 75 Michael Grenz, KR 3 Dominique Thompson, PR 35 Jonathan Shaw.

OFFENSE

Table listing offensive players for Richmond, including WR 11 Harry Wilson, LT 56 Ken Ralston, LG 52 Derek Stoudt, C 58 John Gromin, RG 51 Michael Rogers, RT 77 Judd Adams, TE 84 Ben Teufel, WR 14 Arman Shields, FB 37 Brandon Neuman, TB 30 David Freeman, QB 3 Stacy Tutt.

DEFENSE

Table listing defensive players for Richmond, including DE 57 Ryan Cameron, DT 54 Dan Mangiero, DT 91 Johnny Campbell, DE 99 David Gracia, OLB 12 Adam Goloboski, ILB 33 Lance Gray, OLB 42 Brian Burnette, CB 1 Joe Mallory, FS 36 Stephen Howell, SS 9 Antoine Newsome, CB 6 Damien McCallum.

SPECIAL TEAMS

Table listing special teams players for Richmond, including PK 20 Joseph Fore, KO 38 Carter Ball, HO 3 Stacy Tutt, P 98 Chris Radford, LS 54 Dan Mangeiro, KR 8 Clement Johnson, PR 11 Harry Wilson.

HOW THEY LINE UP

Table comparing statistics for William & Mary (W&M) and Richmond (UR) across categories like Games Played, Scoring Offense, Rushing Offense, Pass Att.-Cmp, Had Intercepted, Completion %, Passing Offense, Total Offense /game, Turnover Margin, 3rd Down Efficiency, Scoring Defense, Rushing Defense, Passing Defense, Total Defense.

TEAM LEADERS

WILLIAM AND MARY

Rushing - Smith (141 att., 502 yds, 10 TD, 3.6 avg.)
Passing - Campbell (298-194-1, 2,746 yds, 17 TD)
Receiving - Thompson (51 rec., 1,112 yds, 9 TD)
Punt Ret. - Shaw (18 ret., 116 yds, 6.4 avg.)
Kick Ret. - Thompson (18 for 363 yds, 20.2 avg.)
Kicking - Kuehn (15-20 FG, long 46; 39-39 PAT)
Punting - Mesi (39.2 avg., 64 long, 8 inside 20)
Tackles - Ndubueze (87 total, 52 solo)
Sacks - O'Connor (7.0 for 41 yards)
TFL - O'Connor (10.5 for 48 yards)
INT - Miller (3 for 70 yards)
Pass Brks - Cason, Miller (7)

RICHMOND

Rushing - Freeman (166 att., 819 yds, 4 TD, 4.9 avg.)
Passing - Tutt (310-181-13, 2,034 yds, 14 TD)
Receiving - Wilson (52 rec., 715 yds, 4 TD, 13.8 avg.)
Punt Ret. - Wilson (19 for 127 yds, 6.7 avg.)
Kick Ret. - Johnson (27 for 508 yds, 18.8 avg.)
Kicking - Ball (6-8 FG, 36 long; 21-22 PAT)
Punting - Radford (37.2 avg., 54 long, 8 I20)
Tackles - Goloboski (106 total, 43 solo, 7.5 TFL)
Sacks - Coker (4.5 for 20 yards)
TFL - Goloboski (7.5 for 17 yards)
INT - Mallory (4 for 81 yards)
Pass Brks - McCallum (7)

TALE OF THE TAPE

TRIBE VS. SPIDERS

Table comparing William & Mary (W&M) and Richmond (UR) by position: WR & TE, OF Backs, OL & TE, DL, LB, DB.

* Averages reflect those of starters only.

College of William and Mary Team Information

QUICK FACTS

Captains: Lang Campbell, Wade Harrell
Offensive Formation: Pro-style
Defensive Formation: Multiple 4-3
Lettermen Ret./Lost: 34/8
Off. Starters Ret./Lost: 8/3
Def. Starters Ret./Lost: 8/3
Spec. Starters Ret./Lost: 2/0

FOOTBALL INFO

First Season: 1893
All-Time Record: 492-483-41
Stadium: Zable Stadium (12,259, natural grass)
All-Time Home Record: 182-101-6
Bowl/Playoff Appearances: 11 (6 in D I-AA)
Bowl/Playoff Record: 6-7 (2-6 in D I-AA)
Conference: Atlantic 10

Head Coach

Jimmye Laycock (W&M, 1970)
(See page 5)

ASSISTANT COACHES

Bob Solderitch, Zbig Kepa, Jim Pletcher, Matt McLeod, Steven Jerry, Matt McLeod, Trevor Andrews, Greg Shockley, Adam Braithwaite, Scott Boone

2003 IN REVIEW

Overall Record: 5-5
A-10 Record: 4-4 (6th)
Home: 2-2
Away: 3-3
Final Ranking: None

UNIVERSITY FACTS

Location: Williamsburg, Va.
Founded: 1693
Enrollment: 5,560
Nickname: Tribe
Colors: Green, Gold and Silver
President: Timothy J. Sullivan (W&M, 1966)
Athletics Director: Terry Driscoll (BC, 1969)

W&M SPORTS INFORMATION

Phone: (757) 221-3344

Fax: (757) 221-3412

Web: www.TribeAthletics.com

Director: Pete Clawson

Email: pmclaw@wm.edu

Assist. Football Contact: Mark Hoskins

Email: mjhosk@wm.edu



And the Award goes to: After throwing for 323 yards and two touchdowns on 26 of 33 passing Saturday against then fourth-ranked JMU, Campbell was named the Atlantic 10 Offensive Player of the Week. He led the Tribe on an impressive four-play drive in the final seconds of the game to set up the game-winning 46-yard field goal. With 5,302 passing yards, Campbell is just the sixth quarterback in W&M history to reach the 5,000-yard plateau.

Campbell by the Numbers: The following are some of the highlights for Campbell to this point in the season.

QB Efficiency

• Campbell currently leads the conference, and is fifth nationally, in QB efficiency rating with a mark of 160.7. If he were to maintain, or improve, his rating over the remainder of the year it would stand as the Tribe's best mark since Shawn Knight established the NCAA single-season record of 204.6 in 1993. It currently would rank as the fifth-best, single-season performance in A10 history (since the league began tracking the stat in 1988).

Passing Yards

• He enters the Richmond game averaging a league best 274.6 yds/game passing (2,746 yards). Campbell is 254 yards from becoming just the fourth Tribe QB to throw for 3,000 yards in a season. If he were to accomplish this feat in the regular season, it would put him with former All-American signal-caller Mike Cook (1995-98) as the College's only QBs to accom-

plish the trick in just 11 games (Cook threw for 3,028 in 1998). Campbell is slightly off Cook's school's best single-season passing average of 275.3 yds/game, also set in 1998.

• Campbell's 2,746 passing yards ranks as the eighth-best single season total in school history. He can climb into fourth place with just 229 yards vs. Richmond. (See complete listing on page 17).

• His 323 yard-effort vs. James Madison moved his career total to 5,302 yards and made him just the sixth QB in school history to breach the 5,000-yard mark for a career (please see complete chart on page 17). He has reached this lofty plateau in just 20 career starts (an average of 265.1 yds/start).

Completion Percentage / Yards/Play

• From his first snaps as a starter last season, Campbell has displayed an uncanny decision-making prowess at the controls of the College's offense. This season is no different, as he is completing better than 65% of his attempts (194 of 298) and has only one interception. In fact, by completing over 78% of his attempts vs. James Madison, Campbell has now hit on better than 50% of his attempts in all but one of his 20 career starts (vs. UNH, when he connected on 11 of his 23 attempts). For his career, Campbell has a completion percentage of .645, which ranks him second all-time at the College (trailing only Shawn Knight's career mark of .655).

• Since his sub-par performance in the miserable conditions at New Hampshire, Campbell has completed an impeccable .683 percent of his passes over the last eight games (160 comple-

**What They're Saying About...
Lang Campbell**

"He's the best quarterback we've played since I've been here. The only guy I can remember in the league that you stood on the sideline trying to stop was [Villanova's Brett] Gordon. And certainly, Gordon was not near the overall athlete that Campbell is ... He's the best QB in the state, at any level ... I don't think you can stop the guy."

--JMU's Mickey Matthews

"He's the best quarterback in Virginia, any classification."

--Mickey Matthews

"To throw as many passes as he has, and to only throw one interception, I just think he's the best player in the conference. He's a winner. He doesn't make mistakes. Sometimes you have those quarterbacks who don't make mistakes, but not only does he not make mistakes, he makes the plays to beat you... He can throw every ball and beat you athletically."

--UR's Dave Clawson

"The quarterback looked like Roger Staubach out there. We missed him a lot. The guy did a great job evading in the pocket. And what hurt us too were his runs or boot passes outside."

--UNC's John Bunting

"I know this: The William and Mary quarterback could play for most teams in this conference [ACC]."

--John Bunting

"Their offense with Lang Campbell gives them the opportunity to say 'No matter how many points you have, we can score more because we have him.' When you have a gun-slinger like that, anything can happen."

--Villanova's Andy Talley

"There's not a better quarterback in the country. He has my All-American vote."

--Delaware's K.C. Keeler

Campbell's 2004 Statistics

	G/S	Att.	Cmp.	Pct.	Yards	AVG/G	TD	INT	Rushes	Yards	TD	AVG/G.
at North Carolina	Sept. 4	41	23	.561	322	322.0	2	0	6	35	2	35.0
at #10 New Hampshire	Sept. 18	23	11	.478	148	148.0	0	0	14	42	0	42.0
VMI	Sept. 25	15	11	.733	160	160.0	2	0	4	-5	0	-5.0
#16 NORTHEASTERN	Oct. 2	36	22	.611	378	378.0	1	1	8	9	2	9.0
at Liberty	Oct. 9	30	19	.633	368	368.0	0	0	8	32	1	32.0
RHODE ISLAND	Oct. 16	27	20	.741	192	192.0	2	0	6	10	1	10.0
at #3 Delaware	Oct. 23	30	20	.667	355	355.0	4	0	7	-14	0	-14.0
at Towson	Oct. 30	29	20	.690	268	268.0	3	0	3	19	0	19.0
#19 Villanova	Nov. 6	34	22	.647	232	232.0	1	0	10	60	1	61.0
#4 James Madison	Nov. 13	33	26	.788	323	323.0	2	0	4	12	0	12.0
2004 TOTALS	10/10	298	194	.651	2,746	274.6	17	1	70	197	7	19.7

OVERALL CAREER

2003	10/10	285	182	.639	2,296	229.6	22	7	77	300	0	30.0
2002	5/0	13	7	.538	69	13.8	1	0	5	23	1	4.6
2001	2/0	10	8	.800	141	70.5	1	0	2	6	1	3.0
TOTALS	27/20	606	391	.645	5,252	196.4	41	8	154	529	9	19.6

MORE ON CAMPBELL

THE CAMPBELL FILE

Senior, QB, 6-3, 205

Hometown: Winchester, Va.

High School: Handley

Major: History and Economics

Honors/Awards: Preseason honorable-mention All-American by I-AA.org, preseason first-team all-conference, third-team all-conference in 2003, two-time academic all-conference selection (2002, 2003). A-10 Offensive Player of the Week Sept. 4 and Nov. 14. I-AA.org Weekly All-Star, Sept. 5

Personal: Son of Shep and Nancy Campbell... Brings a cumulative GPA of better than 3.3 into senior campaign... Enjoys playing sports, listening to music and reading in his free time... Born September 25, 1981.



Campbell's amazing 17:1 TD-to-INT ratio this season has improved his career ratio to better than 5:1 (41:8). His 41 career TD passes rank sixth on the W&M career list.

tions in 234 attempts).

• But, don't mistake Campbell's high completion percentage for the fact that he is making a living by throwing five and six yard passes, as he is averaging an impressive 9.21 yards/attempt, a figure which ranks fourth nationally (among QBs with more than 175 attempts). Perhaps what is even more impressive is Campbell's average of 14.2 yds/completion, a figure that leads the league.

Interception

• With just one INT in 298 attempts on the season, Campbell's minuscule interception % of .34 is the best in the nation, amongst all levels (the next closest total is Louisville's Stefan Lafors, who sports a .58 average, with just one INT in 171 attempts). Campbell's TD to INT ration of 17:1 far and away the nation's best total amongst all QBs (the next best ratio belongs to Utah's Alex Smith who sports a 13.5:1 TD:INT ratio). For his career, Campbell carries an impressive interception to TD ratio of better than five to one (41 TDs/8 INT). In 15 career conference starts, Campbell has thrown just three interceptions, as compared to 29 touchdowns.

• Campbell now has thrown 207 consecutive passes without an interception. His last pick came in the second quarter of the season's fourth game (vs. Northeastern). Campbell has thrown 13 TD passes since last being intercepted.

Total Offense

• By accounting for 335 yards of total offense vs. James Madison, Campbell has pushed his season total to 2,943 yards through 10 games. Campbell's average of 294.3 yds/gm leads the conference and ranks eighth nationally. But, again, his average of 8.00 yds/att is the conference's top total and ranks him third nationally (amongst I-AAs with more than 200 plays on the season). If Campbell were to maintain his average of 294.3 yds/gm in total offense, it would shatter Cook's school record of 278.0 yds/gm (set in the 1998 season). His current total ranks as the seventh best single-season effort in school history. He sits just 224 yards from the second-place position on the Tribe's all-time chart. (See complete chart on page 17).

• His 5,748 yards of career total offense (an average of 287.4 yards/start) ranks him sixth overall on the Tribe's all-time listing in the category (again, please see the complete chart on page 17).

Touchdowns

• On the season, Campbell has accounted for 24 scores (17 passing, seven rushing). His average of 14.8 pts/game ranks him second in the conference and 12th nationally. In his 20 career starts, Campbell has accounted for at least one TD (either pass or run) on 19 occasions (his only miss coming in the deluge at New Hampshire). Overall, he has accounted for 49 total career touchdowns (41 passing, seven rushing), an average of nearly 2.5 an outing.

Note of the Week: Campbell currently leads the A10 in passing yards per game (274.6), pass efficiency (160.7) and total offense per game (294.3).

CAMPBELL'S 2004 CLIPS

- Has accounted for at least one TD in 19 of 20 career starts.
- Leads the A10 in pass efficiency (160.7).
- Leads the A10 in passing yards/game (274.6).
- Leads the A10 in total offense (294.3).
- Thrown for 200 or more yards in 14 of his 20 career starts.
- Surpassed 3,000 career passing yards with 160 vs. VMI on Sept. 25.
- Surpassed 4,000 career passing yards with 192 vs. Rhode Island on Oct. 16.
- Surpassed 5,000 career passing yards with 323 vs. James Madison on Nov. 13.
- Surpassed 5,000 career total offensive yards with 287 total yards at Towson on Oct. 30.
- Threw for a career-best 378 yards in a 38-35 overtime win over #16 Northeastern. Also ran for two scores in the game.
- Threw a career-high four TD passes at Delaware on Oct. 23.
- Ranks 6th on the W&M career passing yards list (5,252).
- Ranks 6th on the W&M career total offensive yards lists with 5,781.
- Ranks 6th on W&M career TD passes list with 41.
- At UNC, became first W&M QB to pass and run for two TDs since David Corley did it vs. Maine in 2001.

CAMPBELL'S 2003 CLIPS

- Led the A-10 in passing yards per game (229.6) and pass efficiency (152.1).
- Threw for over 200 yards in each of the Tribe's final seven games.
- Finished '03 as the Tribe's second-leading rusher with 300 yards.
- Twenty-two TD passes in '03 matched fifth-best single-season total in W&M history.
- Threw at least one TD pass in all 10 games.

FOR MORE NOTES ON CAMPBELL SEE PAGES 6-8.

TRIBE HEAD COACH

JIMMYE LAYCOCK



**THE JIMMYE LAYCOCK ERA
(1980-present)
167-112-2 (Career Record)**

Year	Record	Postseason
1980	2-9	
1981	5-6	
1982	3-8	
1983	6-5	
1984	6-5	
1985	7-4	
1986	9-3	NCAA Playoffs
1987	5-6	
1988	6-4-1	Epson Ivy Bowl
1989	8-3-1	NCAA Playoffs
1990	10-3	NCAA Playoffs
1991	5-6	
1992	9-2	Epson Ivy Bowl
1993	9-3	
1994	8-3	
1995	7-4	
1996	10-3	NCAA Playoffs
1997	7-4	
1998	7-4	
1999	6-5	
2000	5-6	
2001	8-4	NCAA Playoffs
2002	6-5	
2003	5-5	
2004	8-2	

Winning Seasons in Bold

Laycock at I-AA Playoffs

1986	Delaware, 17-51 (L)
1989	Furman, 10-24 (L)
1990	Massachusetts, 38-0 (W) Central Florida, 38-52 (L)
1993	McNeese State, 28-34 (L)
1996	Jackson State, 45-6 (W) Northern Iowa, 35-38 (L)
2001	Appalachian State, 27-40 (L)

Laycock vs. The Atlantic 10

Team	W	L	T
Delaware	10	14	0
Hofstra	2	1	0
James Madison	12	12	0
Maine	5	1	0
Massachusetts	4	5	0
New Hampshire	8	2	0
Northeastern	9	2	0
Rhode Island	9	1	0
Richmond	18	6	0
Towson	2	0	0
Villanova	9	5	1

Silver Linings: Jimmye Laycock is in his 25th season as the Tribe's head coach. The school's all-time winningest coach, Laycock has compiled a 167-112-2 career record at W&M. He ranks fourth on the A-10 career victories lists (64). W&M has made eight postseason appearances under Laycock and posted winning ledgers in 17 of the past 21 seasons.

Good Company: Tribe head coach Jimmye Laycock, in his 25th season on the W&M sidelines, ranks third among all current Division I-A and Division I-AA head coaches in terms of most years at their current school. The two coaches ahead of Laycock are Penn State's Joe Paterno (37 years) and Florida State's Bobby Bowden (26 years).

Quotes from the Monday, Nov. 15, A-10 Coaches Conference Call...

What are your thoughts on the 27-24 victory over fourth-ranked JMU?

I thought it was an exciting and well-played game. I thought both teams battled, and it was close. We felt real fortunate we were able to come up with some plays in the end to get the win. It was an exciting, hard-played, heck of a game.

Can you talk about the confidence you have in [junior all-conference kicker] Greg Keuhn?

It's based on his performances. He's been in those situations before. Two years ago, he made a great kick at JMU in overtime that gave us the lead. We ended up losing in overtime, but he made a tremendous kick to put in position to win. He's been successful throughout his career. In that situation, we had nothing to lose. We moved the ball down the field, and we gave him a shot. Like I said, we had nothing to lose. If we don't make it, we go to overtime, but he lined up and he drilled it. He missed one early in the game, but that had no bearing whatsoever on any decision we would have made. I think he missed one early because he just didn't have the wind gauged exactly right.

Can you talk about [junior all-conference linebacker] Travis McClaurin's availability and what his status is?

He tweaked [his already injured] knee a little bit, so he won't be able to go this week against Richmond. He'll definitely be out this week, and I don't know if they're going to do further tests and see if he reinjured it. It's the same knee that had been bothering him. He had the brace on, but I think he just got it twisted on the turf.

William and Mary, at 6-1 in the league, has the chance to capture the league's automatic bid [to the NCAA I-AA Playoffs] this week. Is that significant, or is playoff qualification reward enough?

We want to win the ball game against Richmond. Obviously, there's a lot of other things that can come with a victory, but it's still the idea that we're playing Richmond in the last regular season game. Other things may be riding on it, but we just want to beat Richmond. That's all we're really going to look at, and we'll see what happens from that.

Can you comment on the influence or non-influence current Richmond, and former William and Mary, coaches Wayne Lineberg [Offensive Coordinator] and Russ Huesman [Defensive Coordinator] might have on Saturday?

Well, I would think they know what we do down here. They certainly spent a lot of time in meetings with me, and they're both outstanding coaches. I'll tell you what, [UR head coach] Dave Clawson has got two great coaches on his staff. There's no question about that. They understand football, and they're fundamentally sound. More importantly, they're very good football coaches. Obviously, they have a good understanding of what we do, and I think we've got to take that into consideration as we prepare for this week.

Can you give me your thoughts on how many teams you think deserve to make the playoffs in the Atlantic 10?

Well, I think obviously that the statistics point out the Atlantic 10 is the highest rated league in I-AA. From what I've looked at, it looks like there should be four teams that would qualify. I would think that definitely would be a possibility.

When you look at the Richmond offense, do you see something similar to what William and Mary does, in its sort of embryonic stages?

Yeah, because Dave [Clawson] does a really nice job with the offense, moving it around in different formations and different actions. I like what they do. They do a nice job keeping you off balance, and obviously, they have an outstanding quarterback [junior Stacy Tutt], who plays a great deal into it. But scheme wise, even when he was at Villanova [Offensive Coordinator, 1996-98], they did a lot of good things, and they look like he has continued to do that. They move it around and give you a lot of different looks. It really keeps you off balance.



2004 ATLANTIC 10 STANDINGS

SOUTH	A-10	Overall
William and Mary	6-1	8-2
James Madison	6-1	8-2
Delaware	6-1	7-3
Villanova	3-4	6-4
Richmond	2-5	3-7
Towson	0-7	3-7
NORTH	A-10	Overall
New Hampshire	5-2	8-2
Hofstra	3-4	5-5
Massachusetts	3-4	5-5
Maine	3-4	5-5
Northeastern	3-4	4-6
Rhode Island	2-5	4-6

AROUND THE ATLANTIC 10 THIS WEEK

Saturday, November 20

*Richmond at William and Mary	1 pm
*Hofstra at Massachusetts	12 pm
*Rhode Island at Northeastern	12:30 pm
*James Madison at Towson	1 pm
*New Hampshire at Maine	1 pm
*Villanova at Delaware	1 pm
*Atlantic 10 conference game	

W&M'S ATLANTIC 10 RANKING

Total Offense	3rd	402.6
Passing Offense	2nd	283.0
Rushing Offense	11th	119.6
Scoring Offense	3rd	32.8
Pass Efficiency	1st	158.0
Third-down Conversion	1st	49.7
Fourth-down Conversion	1st	90.0
Red Zone Offense	1st	.938
Sacks Against	T-4th	14
Total Defense	8th	362.6
Passing Defense	6th	207.5
Rushing Defense	10th	155.1
Scoring Defense	6th	23.8
Pass Defense Efficiency	8th	123.8
Sacks	T-7th	20
Turnover Margin/game	2nd	0.90
Kickoff Returns	4th	21.4
Punt Returns	11th	6.6
Kickoff Coverage	1st	17.6
Penalties	1st	45.6
Field Goals	2nd	.750
Time of Possession	3rd	31:01

W&M INDIVIDUALS IN THE A-10 TOP 10

Pass Yds/Game	Campbell	1st	274.6
Total Offense	Campbell	1st	294.3
Pass Efficiency	Campbell	1st	160.7
Punting	Mesi	3rd	39.2
Scoring	Kuehn	T-2nd	8.4
Scoring (Kick)	Kuehn	2nd	8.4
Scoring (TDs)	Thompson	T-9th	5.4
All Purpose	Thompson	1st	148.3
Receptions/Game	Thompson	10th	5.10
Rec. Yds/Game	Thompson	2nd	111.2
FG/Game	Kuehn	1st	1.50
FG Pct.	Kuehn	1st	.750
PAT Pct.	Kuehn	T-1st	100.0
Kick Return Avg.	Cason	6th	24.3
Sacks	O'Connor	T-2nd	7.0
Interceptions	Miller	T-7th	3
Fumbles Recov.	Tra. McLaurin	T-3rd	3
Passes Defended	Miller	4th	10
	Cason	T-10th	7

W&M GAME NOTES

vs. RICHMOND NOV. 20, 2004

For Old Times' Sake: Saturday's game between sixth-ranked William and Mary and Richmond will mark the 114th meeting between the two schools in the "Oldest Rivalry in the South." The Tribe leads the all-time series 58-50-5. The teams first met in 1898, when Richmond shut out W&M, 15-0. W&M took last year's meeting, 59-21, in Richmond, marking the most lop-sided victory in the series history, since the Tribe's 49-7 victory in 1991.

Storied Rivalry: Only three other Division I-AA series have a longer history than that of William and Mary vs. Richmond. In fact, the Tribe and Spiders have met just as many times as the longest I-A series, Minnesota vs. Wisconsin. Saturday's game will be the 114th meeting between the schools.

Here is a look at the longest series in Division I:

Rivalry	Games	First Met
Lafayette-Lehigh	138	1884
Yale-Princeton	125	1873
Yale-Harvard	119	1875
W&M-Richmond	113	1898
*Minnesota-Wisconsin	113	1890
*I-A teams		

Second to None: The National Collegiate Athletics Association has recently released its official graduation-rates reports for all student-athletes receiving athletics aid. The report shows that the College of William and Mary has graduated an impeccable 100% of its football players that entered the program as freshman in during 1997-98 school year.

As the nation's sixth-ranked program, the Tribe carries the highest graduation rate in the conference, leading Saturday's opponent Richmond (94%) by a full six points. Of the teams currently ranked in the national top 25, only second-ranked Furman (81%) is within 20 percentage points of the College. In fact, William and Mary is one of only four teams in the entire I-AA top 25 to have a graduation rate of 70%, or better.

By comparison, the overall graduation rate amongst all school's sponsoring athletics aid for I-AA football is 54%.

As an overall department, William

and Mary had graduated its student-athletes at an 87% clip over the same span. Of the 289 student-athletes on aid who exhausted eligibility since 1997, an amazing 99% have graduated from the College.

As Good As It Gets: While the Tribe's 27-24 win at fourth-ranked James Madison produced a season's worth of excitement and featured contributions from all phases of the College's program, it was quarterback Lang Campbell's talented right arm that powered the Tribe comeback and stirring last-second victory. He ended the afternoon having completed .788 percent of his passes (26 of 33) for 323 yards and a pair of scores, but it was his work in the second half that truly showcased the talents that make him one of the nation's premier players.

In the third quarter, the Tribe had just one possession, but they made it count. Campbell led the Tribe 85 yards to the end zone in nine plays and five minutes to tie the score at 10. He accounted for 79 of the 85 yards himself, as he completed all five of his pass attempts for 77 yards, including a one-yard TD pass, and ran for pair of yards.

The fourth quarter found the Tribe trailing by a touchdown once again, 17-10. But Campbell rallied the team by accounting for all 71 yards on the nine-play scoring drive. Campbell completed four of five attempts for 63 yards, including a five-yard TD pass to Jon Pitts, and ran for additional eight yards on the march.

After the Tribe defense provided a crucial turnover deep in the Dukes' territory, Campbell wasted little time finding the end zone, as he lead the team 21 yards in three quick plays, throwing for the first 18 yards on two completions, then watching senior tailback Jon Smith cover the final three on a slashing scoring run, giving the College a 24-17 lead.

But JMU responded with a hard-fought scoring drive of its own and seemingly had sent the game to overtime when it knotted the score with just :45 seconds remaining. But a solid 27-yard return by junior Stephen Cason on the ensuing kickoff gave the Tribe a glimmer of hope, as it set the team up at its own 28-yard line with 38 ticks and three timeouts remaining. As was the case for much of the quarter, there

was little, or no, margin for error. Campbell responded to the pressure situation by completing four-straight passes (to three different receivers) and moved the Tribe to the Madison 29-yard line with five seconds to spare. Junior kicker Greg Kuehn's right foot ended the drive, and the game, by hammering out a pressure-packed 46-yarder with no time remaining.

Did You Know?: That in the decisive fourth quarter in Harrisonburg, quarterback Lang Campbell completed 11 of his 14 attempts for 131 yards and a score.

The 17 points William and Mary scored in the quarter were more than James Madison's defense had averaged surrendering per contest (15.9) coming into the game.

Upward Trend: Despite a scintillating 322-yard, four TD effort (two passing, two rushing) performance in the season opener at North Carolina, Tribe Payton Award Candidate, QB Lang Campbell's QB efficiency rating sat at a career low 140.7 three games into the 2004 campaign. He sat sixth in the conference and was not amongst the top 20 in the nation. But, starting with his career-best 378-yard afternoon in the overtime win at Northeastern, Campbell's efficiency rating has

sky-rocked a remarkable 20 full points over the past seven weekends to its current mark of 160.7. This figure ranks him first in the conference and places him fifth nationally.

The biggest surge came over the weekends that had seen him face off against two of the better defenses in the conference (Delaware and Towson). In the two games, Campbell completed 40 of his 59 attempts (.678) for 623 yards and seven touchdowns (vs. no interceptions) and ballooned his QB rating 12 points.

Record Breaking: Campbell's 323-yard afternoon vs. James Madison was his fifth, 300-yard-plus effort in 10 games on the season, which stands the school's single-season record for 300-yard games.

Campbell passed former Tribe all-time great signal callers, Mike Cook (1998), Chris Hakel (1991) and Stan Yagiello (1985), who each turned in four afternoons of 300-plus passing yards in a single season.

The Bottom Line: While Campbell's career has produced some gaudy statistics, perhaps none are more impressive than the fact that he has lead the Tribe to wins in 10 of the last 12 games, including nine of his last 10 conference tilts.



LAST WEEK'S RESULTS - Nov. 13

- *William & Mary 27, James Madison 24
- *Delaware 23, Richmond 14
- *Maine 42, Rhode Island 28
- *Northeastern 37, Hofstra 34 (2 OT)
- *New Hampshire 62, Towson 24

A-10 WEEKLY AWARDS - (Nov. 14)

- Offensive** - Lang Campbell, W&M
- Defensive** - Jay Frank, Northeastern
- Rookie** - Ricky Santos, New Hampshire
- Special Teams** - Arel Gordon, Maine

A-10 IN THE NATIONAL POLLS - (Nov. 15)

Sports Network	ESPN/USA Today
5. New Hampshire	5. New Hampshire
6. William & Mary	6. William & Mary
9. James Madison	8. James Madison
11. Delaware	10. Delaware

(see page 11 for complete polls)

TOP 10 CAREER A-10 COACHING VICTORIES

1. Bill Bowes (UNH, 1972-98)..... 97
 2. "Tubby" Raymond (UD, 1966-01) .. 89
 3. **Andy Tally (VU, 1985-) 81**
 4. **Jimmy Laycock (W&M, 1993-) ... 64**
 5. Jim Reid (UMass, 1986-91, UR, 95-03)...61
 6. **Jack Cosgrove (UM, 1993-) 43**
 7. Tom Jackson (UC, 1983-93)..... 42
 8. Hal Westerman (UM, 1951-66)..... 41
 - Vic Fusia (UMass, 1961-70)..... 41
 10. Bob Griffin (URI, 1976-92)..... 37
- Acitve Coaches in Bold

ALL-TIME CONFERENCE STANDINGS (11/14)

Team	Conf. Record	Pct.
Delaware	107-45-0	.704
William & Mary 64-33-0		.660
Massachusetts	200-118-4	.627
Villanova	81-57-0	.587
<i>Connecticut</i>	<i>158-115-10</i>	<i>.576</i>
James Madison	50-48-0	.510
New Hampshire	162-161-10	.502
Hofstra	16-18-0	.471
<i>Boston U.</i>	<i>143-177-7</i>	<i>.448</i>
Maine	146-181-7	.448
Northeastern	39-59-0	.398
Richmond	60-92-0	.395
Rhode Island	118-213-7	.359
<i>Vermont</i>	<i>27-63-2</i>	<i>.304</i>
Towson	0-7-0	.000

Former members in italics

THE LAST MEETING

William and Mary 59, Richmond 21

RICHMOND, VA(11/22/03) - In the final game of the 2003 season, there was a bit of symmetry for the Tribe football team, as seniors scored the first and last touchdowns of the game, while a handful of underclassmen highlighted the middle of W&M's 59-21 victory over Richmond.

The Tribe scored touchdowns on offense, defense and special teams en route to reclaiming the I-64 Trophy before a crowd of 6,228 at UR Stadium. The win saw the Tribe's record end at 5-5 and capped a four-game winning streak to end the year.

Senior safety **Marques Bobo** ignited the Tribe with a 69-yard punt return to open the scoring. The Tribe took a 10-point lead into halftime after tailback **Trevor McLaurin** scored.

The Tribe defense then got on the board in the second half as sophomore **James Miller** scored on a 77-yard INT return. Finally, senior fullback **Nick Rogers** ended the scoring with a one yard plunge with 3:14 remaining.

	1	2	3	4	Final
William and Mary	14	10	14	21	59
Richmond	14	0	7	0	21

Scoring Summary

Qtr	Team	Score	Time
1st	W&M	Bobo 69 punt return (Kuehn kick)	12:45
	UR	Schools 11 pass from Tutt (Fore kick)	5:50
	W&M	Smith 1 run (Kuehn kick)	0:42
	UR	Ouden 71 pass from Tutt (Fore kick)	0:31
2nd	W&M	FG Kuehn 39	8:09
	W&M	McLaurin 2 run (Kuehn kick)	3:13
3rd	W&M	Trinkle 6 pass from Campbell (Kuehn kick)	9:26
	W&M	Thompson 11 pass from Campbell (Kuehn kick)	3:24
	UR	Edwards 21 run (Fore kick)	0:20
4th	W&M	Smith 4 run Kuehn kick)	12:26
	W&M	Miller 77 INT return (Kuehn kick)	7:24
	W&M	Rogers 1 run (Kuehn kick)	3:14



James Miller's 77-yard INT return for a TD last seaosn at UR.

MEDIA CENTER

WILLIAM & MARY ON THE RADIO

Stretching over 150 miles across Virginia, the William and Mary radio network is the gateway to all of the Tribe's football action over the air. Veteran broadcast team Jay Colley (play-by-play) and Bob Sheeran (color) will once again relay the excitement of Tribe football over the airways on Saturdays. In addition to your local stations, all Tribe football and men's basketball games can be heard via the W&M athletics web site, www.TribeAthletics.com.

W&M Radio Network Affiliates

WMBG	740 AM	Williamsburg
WSRV	92.3 FM	Williamsburg
WBRG	1050 AM	Lynchburg
WTOX	1480 AM	Richmond

You can also catch head coach Jimmy Laycock each Thursday morning from 7:45 a.m. to 8:00 a.m. on Mornings with Big Al on Richmond's WXGI ESPN 950 AM and Thursday afternoons with Bob Sheeran from 12:30 p.m. to 1 p.m. on Williamsburg's WMBG 740 AM live from the Backfin Restaurant in Williamsburg.

A-10 COACHES CONFERENCE CALL

Every Monday, the A-10 will conduct a teleconference from 10 a.m.-12:10 p.m. (eastern time) with each of its head football coaches. Each coach will have a ten-minute slot to discuss his team and answer questions from the media. Members of the media are strongly encouraged to participate. For the access number, call Pete Clawson (757) 221-3369. Below is the schedule:

10:00	Atlantic 10 Update
10:10	Dave Clawson, Richmond
10:20	Jimmy Laycock, W&M
10:30	Andy Talley, Villanova
10:40	Rocky Hager, Northeastern
10:50	Mickey Matthews, JMU
11:00	Jack Cosgrove, Maine
11:10	Don Brown, Massachusetts
11:20	Tim Stowers, Rhode Island
11:30	K.C. Keeler, Delaware
11:40	Sean McDonnell, UNH
11:50	Joe Gardi, Hofstra
12:00	Gordy Combs, Towson

W&M WEEKLY PRESS CONFERENCE

A press conference with head coach Jimmy Laycock will be held Tuesday's prior to a Saturday game at noon at the Hospitality House in Williamsburg. Interviews with players will follow the luncheon. Please confirm your attendance with Pete Clawson at least 24 hours in advance at (757) 221-3369 or pmclaw@wm.edu.

A-10 PRESS BOX PHONE NUMBERS

Delaware	302-831-6199/302-831-2186
Hofstra	516-463-5247
James Madison	540-568-6521
Maine	207-581-1049
Massachusetts	413-545-3550
New Hampshire	603-862-2585
Northeastern	617-566-5956
Rhode Island	401-874-4616
Richmond	804-355-6110
Towson	410-704-3102
Villanova	610-519-5290
William & Mary	757-221-3414

He sports a career overall record of 13-7 as a starter, including a 10-5 mark in conference play.

Did You Know?: That the NCAA Division I-AA record for single-season interception percentage (for 175 to 324 attempts) is .36%, set by Eric Rasmussen of San Diego during the 2002 season (one interception in 279 attempts). Campbell currently has surpassed Rasmussen's record low, but he will have to maintain it over the remainder of the season. The record for a QB with more than 324 attempts is .84, set by Jimmy Blanchard of Portland State during the 1999 season (3 INTs in 355 attempts).

What's in a Name?: Lang Campbell's given name is Samuel Langdon Campbell. He goes by his middle name, as does his maternal grandfather, whom he is named after.

Hard to Believe?: Despite the Tribe's great history of offensive excellence, and having averaged over 400 yards and nearly 30 points a game since joining the conference in 1993, it has not had a player named as the league's Offensive Player of the Year in its 12 seasons as a conference member. Two players (Jason Miller, 1995; and Darren Sharper, 1996) have earned the conference Defensive Player of the Year honors, while three have earned the Rookie of the Year honors (WR Dave Conklin, 1995; QB Dave Corley, 1999; and WR Rich Musinski, 2000).

Poll Watching: With this week's No. 6 billing in the Sports Network I-AA Top 25, William and Mary has been ranked in the top-10 in consecutive weeks for the first time since 2002. It also the Tribe's highest ranking since Oct. 19, 1998, when W&M was also tabbed No. 6. The Tribe was ranked No. 9 in the TSN preseason poll that year and slipped to No. 10 in the Sept. 2, 2002 poll, after a season-opening loss to Indiana. It had been 39 consecutive polling weeks since the Green and Gold appeared in the top 10, before last week's No. 10 rating.

At No. 6, W&M will carry its highest ranking into the final weekend of the regular season, since that same 1998 campaign when 12th-ranked W&M took on eighth-ranked Richmond.

Looking at the ESPN/USA Today I-

AA Top 25, the Tribe is also ranked No. 6 in this week's installment. W&M has been ranked or receiving votes in every ESPN/USA Today poll this season. Here is a complete listing of the Tribe's week-by-week rankings in each poll this season, after the previous week's game:

Opponent	Poll Date	TSN/ESPN
--	Preseason	--/RV
UNC - L, 38-49	Sept. 6	RV/no poll
Open	Sept. 13	RV/RV
UNH - W, 9-7	Sept. 20	RV/RV
VMI - W, 42-6	Sept. 27	RV/RV
NU - W, 38-35	Oct. 4	18/18
LU - W, 37-17	Oct. 11	16/16
URI - W, 31-24	Oct. 18	13/13
UD - L, 28-31	Oct. 25	16/15
TU - W, 41-16	Nov. 1	13/13
VU - W, 37-29	Nov. 8	10/10
JMU - W, 27-24	Nov. 15	6/6

More on the Rankings: Saturday's 27-24 win at then fourth-ranked James Madison was the Tribe's second win over a top-10 team on the road this season, having also defeated then 10th-ranked New Hampshire, 9-7, on Sept. 18, though the Wildcats were ranked one spot ahead of the Tribe in this week's poll. Overall, it was the Tribe's fifth contest against a ranked opponent this season, as W&M has posted a 4-1 mark against ranked opposition.

The Dukes were the second-highest ranked team the Tribe faced this season, having also taken on Delaware, which was tabbed No. 3 at the time. Despite jumping out to a 21-7 first-quarter lead, W&M dropped a narrow 31-28 decision to the Blue Hens on Oct. 23, marking the Tribe's only loss to a ranked opponent this season.

Here is a closer look at W&M's wins over ranked opponents this season:

Date	Opponent	Ranking	Result
9/18	New Hampshire	10	W, 9-7
10/2	Northeastern	16	W, 38-35 OT
11/6	Villanova	19	W, 37-29
11/13	James Madison	4	W, 27-24

Computer Savvy: While on the subject of rankings, based on the USA Today/Sagarin computer rankings, Saturday's win over JMU moved the Tribe up three spots to No. 3 in Division I-AA. W&M, which has been rated as high as No. 2 in the Sagarin ratings this season, owns the second-highest position of all A10 teams,

one spot behind No. 2 New Hampshire, which the Tribe defeated, 9-7, on the road earlier this season.

In fact, W&M moved up to No. 62 in all of Division I, checking in higher than such traditional I-A powers as Pittsburgh (63), Syracuse (68), Colorado State (69) and Penn State (76).

The Atlantic 10 is the highest-rated Division I-AA conference in the nation in the Sagarin Rankings at No. 11, coming in ahead of two Division I-A conference, the Sun Belt and Mid-American Conferences. A10 teams occupy half of the I-AA top-10 in this week's Sagarin Rankings, as JMU (4), Delaware (7) and Villanova (8) follow UNH and W&M.

All or Nothing?: With its thrilling 27-24 win at fourth-ranked James Madison last Saturday, the College has positioned itself to secure its seventh NCAA postseason appearance and at least a share of its third conference title with a win over long-time rival Richmond this weekend.

William and Mary enters the game tied with James Madison and Delaware for the best record in the Atlantic 10 Conference, with a 6-1 league mark. The Tribe holds the edge in the tiebreaker for the conference's automatic bid, should the three team's all win (or lose) on the final weekend. The College would also win the tiebreaker, should it win and Delaware lose. Outside of a W&M loss to Richmond, the only scenario that does not give the Tribe the league's automatic bid would be a Delaware win (over Villanova) and a Madison loss at Towson, as the College would lose the head-to-head tiebreaker with the Blue Hens.

Despite it being the final weekend of I-AA football, there are still endless combinations of possibilities that could play out as far as the national playoff picture is concerned. But one interesting phenomenon is possible. A win would give the College at least a share of the conference crown in what is regarded to be the strongest I-AA conference in the nation (see Simply the Best note to follow), whereas, a loss could put the Tribe right on the bubble of even making a playoff appearance. Certainly, regardless of the outcome this weekend, the Tribe's post-season resume is a strong one, as it boasts two road wins against teams currently in the national top 10 (9-7 at UNH and 27-24 at JMU) and its only losses have come at I-A North

Carolina and then-fourth-ranked Delaware. But, should it lose, there is potential it would be tied for the third-best record in the conference (should UNH win at Maine). A UNH win, coupled with a W&M loss (and wins by JMU and Delaware) would force the committee to decide on whether the A10 has earned four playoff spots in the 16-team field. Last season the Gateway earned four bids to the championship field.

Simply the Best: All the above scenarios being said, the NCAA selection committee will certainly have to consider the league's top four teams (as Delaware, No. 11, James Madison, No. 9, William and Mary, No. 6 and UNH, No. 5, are all currently ranked in the nation's top 11). The case for the A10 being so strongly represented should be a strong one, as the league holds an overall mark of 21-5 against fellow I-AA competition and has recorded a pair of wins over I-A schools. Including all games, the Atlantic 10 is a stellar 23-11 in non-conference play.

In the latest Sagarin Rankings, the A10 is far-and-away the highest I-AA conference, as can be seen by the following listing of the top 8;

Sagarin Conference Rankings

1. Atlantic 10	64.59
2. Great West	57.06
3. Southland	56.10
4. Big Sky	54.84
5. Ivy	54.41
6. Southern	53.82
7. Gateway	52.61
8. Patriot	51.46

Week that Was: Last week's 27-24 win over state-rival James Madison produced several milestone achievements for the College's program. Already this season, the Tribe has secured its 15th winning season in the last 17 years (only non-winning seasons have been in 1991 - 5-6; and 2000 - 5-6). With a 6-1 record in conference play, the Tribe is also ensured to post its 12th-straight .500, or better, record in conference play (every season the College has been a member of the league). Every other conference team has suffered through at least one losing season in league play during this span.

The following is some of the other significant accomplishments that the Tribe achieved with its win over the Dukes last



Sophomore FB Matt Otey celebrates his first career TD reception in Saturday's 27-24 victory over fourth-ranked James Madison.

weekend:

- Secured its ninth season of eight or more wins under Laycock. Prior to his arrival in 1980, the team had posted just six seasons of eight or more wins in 80-plus years of football.
- Defeated its fourth ranked opponent on the season for the first time since the 2001 season. It also stands as the College's second road win over a team currently ranked in the national top 10 (other was a 9-7 win at current No. 5 New Hampshire).
- Ended a two-game losing streak to the Dukes.
- Earned the program its 10th win in its last 11 conference games, dating back to last season.
- Improved Laycock's career record in conference play to 65-33 and his conference winning percentage to .663. Currently, his winning percentage is good for 15th on the league's all-time listing. His .663 winning percentage trails only Tubby Raymond (.701, 89-36) and Mark Whipple (.686, 35-16) amongst all-time league coaches who have 50, or more league, games under their belts.
- The team secured its best start since the 1996 season (which finished at 10-3 overall).
- The 27 points the College posted against the James Madison defense was the I-AA opponent high for the Dukes on the season, as was QB Lang Campbell's 323 passing yards.

Inside Look: With a series as old and

as rich in tradition as the W&M/Richmond match up, records can be thrown out the window as each individual game takes a life of its own. But, since people in my position are paid to research such things, I dutifully offer the following as some interesting trends, notes and tidbits that have played out since the two teams started meeting as conference opponents in 1993.

- Neither team has won back-to-back games in this series since the College ran off a streak of 13-straight victories between the 1985 through 1997 seasons.
- Oddly enough, the home team has lost the last five games in the series. Richmond's 42-17 win at Richmond Stadium in 1998 is the last a home crowd has gone home happy. William and Mary's last home win came at the end of the 1997 season, which saw the Tribe prevail, 10-7.
- Since that big win in the 1998 season, Richmond has limited the Tribe to 300 yards, or less, of total offense three times, winning two of those contests. The Spiders' best overall defensive effort came in the 1998 season, when it limited a high-powered W&M offense that entered the contest averaging better than 420 yds/gm, to just 225.
- The Tribe has thrown for at least one TD pass in the last 10 games vs. Richmond, and a total of 19 in that span. Conversely, the previously run-happy Spider offense had produced just eight scoring tosses in the same time frame.
- In its last three wins in the series, the College has no turnovers, while forcing five UR miscues. In the Tribe's last three losses in the rivalry, it has yielded seven turnovers, while only generating four takeaways.
- Along the same vein, UR has out-gained the Tribe in its last three wins by an average of almost 100-yards a game (1,049 total yards to 817, or 364.7 yds/game to 272.3).
- Overall, in the 11 games as conference foes, William and Mary holds the advantage in points (25.3 pts/gm to 19.7), total yards (354.4 yds/gm to 308.6), passing yards (216.8 yds/gm to 114.4) and total turnovers (+7, 15 turnovers to 21 takeaways). The Spiders have out rushed the College by an average of nearly 80 yds/gm (204.4 yds/gm to 127.5) and have scored 15 rushing TDs to the Tribe's 14.
- Spider defensive coordinator Russ Hues-

man is a perfect 12-0 in his dozen experiences as a coach in the series; of course, all of his wins came during his stint on the Tribe's staff between the 1985 and 1997 seasons.

- The 1998 squad is the only ranked William and Mary team to ever lose to Richmond.
- No Jimmye Laycock led squad has failed to score in double-digits against Richmond. The last time Richmond held W&M to less than 10 points came during a 13-3 win in 1977 (a span of 27 games).
- Neither team has recorded a shutout in the game since Richmond posted a 31-0 win in 1973.
- Speaking of coaching connections, Richmond's offensive coordinator also has his coaching roots in the College's program, as Wayne Lineburg's first full-time position was as running backs coach on Laycock's staff in 2000. Lineburg was a standout coach and recruiter in his four seasons on the Tribe's staff, before assuming control of the Spider offense this spring.

Sterling Silver Season: If the Tribe is able to prevail on Saturday vs. Richmond, it will put the exclamation point on what has been an exceptional 2004 season. Coincidentally, all of this success has come in head coach Jimmye Laycock's milestone 25th season at the helm of the program.

The following is some of what the College will achieve with a win on Saturday:

- Secure at least a share of its first conference title since 2001.
- Become only the eighth team in school history to win nine games in a season.
- Post its first unbeaten home season since the 1996 season. William and Mary currently is on a six-game home winning streak that dates back to last season. The last home loss came against James Madison (10/18) in 2003.
- Virtually secure team's first top 10 nationally finish since 1996.
- Become one of only eight teams in school history to have won nine, or more, games in a season. The last squad to achieve the feat was the 1996 that finished the year at 10-3.
- All but guarantee itself a first round home game. It would be the first home playoff game in Zable Stadium since the Tribe hosted (and defeated) Jackson State

in 1996. Overall, it would mark the fourth home playoff contest in school history.

- Will have finished its second-consecutive season with four-straight wins.
- The Tribe senior class, which will be playing its final regular season home game at Zable on Saturday, will be the first in the school's history to have earned a pair of conference championship rings in a career (as they also picked up the hardware in 2001).
- Become only the fourth Tribe team to record seven wins in conference play, last being the 2001 team which went 7-2 in the A10.
- Win its 11 conference contest in the last 12 outings.

Did You Know?: That all seven of the previous nine-plus win teams in school history have ended the season with a win over Richmond.

Terrific on Turf: Aside putting the team in control of its own fate as far as capturing at least a piece of the league crown, the Tribe's 27-24 upset of fourth-ranked James Madison stood as the team's third win on an artificial surface in as many tries this season (the others coming at Liberty and Towson), making 2004 the first season W&M has won two, or more, games on astro turf since 1998. Coming into the year, the Tribe had won only one of its last eight contests on the turf.

The Best Defense is ...: Saturday's win at James Madison marked the end of a brutal scheduling quirk that pitted the Tribe against the Atlantic 10's current top four defenses in consecutive weeks. Starting with a Delaware squad that was second overall in the league (10/23), through this past weekend's contest with a Dukes defense that entered the game second in total defense and first in points allowed, the College managed to post very impressive numbers.

Led by Payton Award Nominee and All-American Candidate, QB Lang Campbell, W&M didn't missed a beat.

The following is a look at what the defense was averaging coming into the contest, and then what the Tribe's attack was able to post against them.

	(A10 Rank)	Opp. Avg/G	WM's output		
		AVG/G	Tot. Def.	Pass Def.	Rush Def.
UD	(2)	259.7/385	162.3/355	97.3/30	18.5/28
TU	(3)	289.7/585	119.1/305	170.7/289	21.2/41
VU	(2)	286.9/399	188.8/232	98.1/167	18.9/37

In the four games, the squad amassed 1,747 total yards, an average of 436.75 yds/gm, including 303.8 yards/game passing, and better than 33 points a contest (133 total).

Did You Know?: That the Tribe's 27-24 win over James Madison featured a total of five lead changes and four ties. The two teams traded leads three times and were tied twice in the fourth quarter alone. James Madison trailed in the game for just a total of 4:55, all of which came in the fourth quarter.

Not in a Giving Mood: While several members of the Tribe football team are involved in various charities throughout the Tidewater area, the William and Mary offense, as a whole, could be classified as downright selfish when it comes to helping handouts to opposing defenses. The win at James Madison marked the fourth time this season that the Tribe ended a game with no turnovers (the others being at UNC, vs. URI and vs. Villanova). The College has not had more than one turnover in any game and currently is second in the league, and 11th in the nation, with a +.90 turnover margin.

Three teams are currently tied for the NCAA single-season record for fewest turnovers with nine (Hofstra in 1999, Harvard in 2001 and Yale in 1999).

Did You Know?: That William and Mary's total of six turnovers (one INT, five fumbles) on the season is the lowest figure in the nation. The next closest total on the I-AA level is 11 by Cornell.

Finishing What it Starts: The Tribe's offense is nothing, if not persistent when it comes to finishing drives. After starting with an uncharacteristic misfire in the red zone on its opening drive vs. the Dukes (a missed 32-yard field goal), the College finished the game with four-straight conversions inside the JMU 20 (three TDs, one FG).

Coming into Saturday's contest with Richmond, the College has converted a conference-high 45 of its 48 red zone opportunities into points (32 TDs, 13 FGs).

The Tribe started the season with an amazing streak of 40-straight conversions (with Campbell at QB). This was snapped

two weeks ago against Villanova, as the Wildcats snuffed out a W&M fourth-and-goal attempt from the one-yard line (in the fourth quarter). Before that stop, the last time that Campbell and the Tribe's attack failed to convert an opportunity in the red zone came in the ninth game of the 2003 season (vs. UNH; a fumble at the 10-yard line late in the second quarter). Since that miscue, W&M had run off points of some variety in 48 consecutive ventures inside the opposition's 20-yard line (36 TDs, 12 FGs). (See complete chart on page 20).

Did You Know?: That in the last eight quarters, the Tribe offense has had no turnovers, been flagged for just one penalty (a five-yard false start) and has allowed just one sack (vs. JMU).

In this same two-game span, it has produced points of some kind on 10 of its 19 total possessions.

Nique Is Nice: On paper, senior receiver Dominique Thompson's three-catch, 59-yard outing at James Madison would seem a fairly non-descript, especially compared to some of the huge number outings he has put up in the past couple of weeks. But, numbers are deceiving as Thompson played a crucial role in helping lead the Tribe to the upset in Harrisonburg.

His first catch of the afternoon came on the Tribe's first, and only, possession of the third quarter. W&M, trailing by seven points, had come up empty on its last two series (in the second quarter) and was desperately looking to make a play. Faced with a third and seven at its own 42-yard line, Thompson provided the spark by connecting with Campbell on a slick 35-yard pick up on a crossing route that put the Tribe in business on the Madison 23. Just five snaps later, the College was in the end zone and back in the ball game.

Thompson came through even larger on the final series, where the Tribe moved 43 yards in just five plays (and 38 seconds) to set up the game-winning field goal. Despite drawing extra attention from the Madison defense, the native of Durham, NC still worked his way open for a pair of clutch catches on the improbable drive. His first was a quick stop route along the sideline that picked up six yards and stopped the clock. This set up his second reception, which was an 18-yard gain over the middle, which ended with him holding onto the ball after taking a huge hit.

SPORTS NETWORK TOP 25 Nov. 15		
Team (1st place votes)	2004 Record	LW
1. Southern Illinois (105)	10-1	1
2. Furman (3)	8-2	2
3. Western Kentucky	8-2	5
4. Georgia Southern	9-2	6
5. New Hampshire	8-2	7
6. William and Mary	8-2	10
7. Montana	8-2	9
8. Lehigh	9-1	8
9. James Madison	8-2	4
10. Sam Houston State	8-2	3
11. Delaware	7-3	11
12. Hampton	9-1	13
13. Harvard (1)	9-0	15
14. Jacksonville State	8-1	14
15. Eastern Washington	8-3	16
16. Northwestern State	7-3	19
17. Wofford	7-3	12
18. Cal Poly	8-2	18
19. Alabama State	8-1	20
20. Southern	8-2	25
21. Coastal Carolina	9-1	24
22. Pennsylvania	7-2	17
23. South Carolina State	8-2	NR
24. North Dakota State	8-3	NR
25. Northern Iowa	6-4	NR

ESPN/USA TODAY TOP 25 Nov. 15		
Team (1st place votes)	2004 Record	LW
1. Southern Illinois (37)	10-1	1
2. Furman	8-2	2
3. Western Kentucky	8-2	5
4. Georgia Southern	9-2	6
5. New Hampshire	8-2	7
6. William and Mary (1)	8-2	10
7. Montana	8-2	8
8. James Madison	8-2	4
9. Lehigh	9-1	9
10. Delaware	7-3	11
11. Sam Houston State	8-2	3
12. Hampton	9-1	13
13. Harvard	9-0	15
14. Jacksonville State	8-1	14
15. Eastern Washington	8-3	16
16. Northwestern State	7-2	19
17. Wofford	7-3	12
18. Cal Poly	8-2	18
19. Alabama State	8-1	21
20. Southern	8-2	24
21. North Dakota State	8-3	NR
22. Pennsylvania	7-2	17
23. Coastal Carolina	9-1	NR
24. Montana State	6-4	22
25. South Carolina State	8-2	25

Two plays later, place kicker Greg Kuehn ended it with his right foot.

Thompson ranks among the most productive and dangerous offensive players in the Atlantic 10, as he is currently second in the conference in receiving yards (111.2 yds/game) and fourth nationally. He leads the league, and is 13th nationally in all-purpose yardage, with an average of 148.30 yds/gm.

He has turned in four 100-yard plus receiving efforts in the last seven games and has accumulated 51 receptions for a total of 1,112 yards (21.0 yds/catch) and nine scores on the season. With 122 yards vs. Towson, two weeks ago, he became just the sixth Tribe player to break the 1,000-yard barrier on a season, and the first to do it in just eight games (the previous best was nine games by Rich Musinski in 2001; which he ended with a school record 1393 yards in 12 games). He currently sits in fourth on the team's single-season receiving yardage listing and is only 71 yards from moving into second-place. (Please see the complete listing on page 17).

His nine touchdown receptions on the season is already the top single-season total since Musinski brought in nine in 11 games in 2002. The single-season record for receiving TDs is 15, set by Vito Ragoza in the 1947 season.

The following is what Thompson has accomplished so far this season, and what could be just ahead:

- Only Tribe player to record two, 200-plus yard games (244 at Delaware, 10/23; 221 at Liberty) in a career (much less a single season, or four game span).
- His last seven games include three performances in the Tribe's top 20 single-game records (157 vs. NE, 18th; 221 at Liberty, 4th; and 244 at Delaware, 1st). By comparison, Rich Musinski has only four games in the top 20 out of his 46 career starts (to Thompson's 10). (See a complete listing on page 25)
- With 1,112 receiving yards, he already holds the sixth position on the team's single-season receiving yardage list (see complete chart on page 17). He broke the 1,000-yard barrier quicker than any player in school history (eight games). The former record was nine games, set by Rich Musinski in 2001.
- His average of 111.2 yds/game ranks fourth nationally and is second in the A10.

- His average of 21.8 yds/catch currently ranks third nationally among players with more than 35 receptions.
- Has four scoring plays of 60-plus yards (87, 77, 64 and 62) on the season.
- 44 of his 51 receptions on the season have resulted in first downs for the Tribe.

Record Setting: Thompson had a school-record 244 receiving yard afternoon vs. Delaware (10/23). His four touchdown-effort, on just six receptions, vs. the Blue Hens ranks as a performance unrivaled in the College's 100-plus year football history. The scintillating effort included scoring plays of 87 (also a school record), 64, 62 and 10 yards. Most of his damage came in the first quarter, as he rang the Delaware defense up or 159 yards and three scores. The afternoon, which was his second 200-yard outing in the last four games, earned Thompson the league's Offensive Player of the Week, as well as national honors from ESPN/USA Today, who named him its I-AA National Offensive Player of the Week. He was also tabbed as Weekly All-Star by the web site I-AA.org.


The following is a point-by-point run-down of what Thompson accomplished during the game vs. Delaware:

- Set school record for receiving yards (244, old record was 240 set by Dave Conklin vs. VMI in 1997 – on nine receptions).
- Four TDs ties school record for single-game TD receptions (most recently set by Corey Ludwig in 1993 vs. Maine).
- His one-game average of 40.7 yds/catch establishes school's single game record (among players with more than five catches). He was just off the NCAA's single-game record of 44.6, set by former NFL standout John Taylor while he was at Delaware State in 1985 (vs. Division II St. Paul's, 9/21/85).
- The 159 first quarter yards is a school record.
- His 87-yard TD reception ties the school's 43-year old record for longest pass play, first set by current NFL coach Dan Henning, who connected with Tom Scott vs. Navy in 1961.
- Also set the College's record for pass plays of 60 or more yards in game (three).
- His 244 yards ranks as eighth best single-game performance in A10 history and is the fourth-best effort in a game between

two league teams.

More on Thompson: In the Tribe's win over Liberty (10/9), Thompson established a career high in receptions with 10 (for 221 yards). His 10 catches is made more impressive by the fact that only THREE Tribe players have recorded 10, or more, receptions in the last 10 years in Laycock's diverse, spread the field, offense. For example, the top four receivers in school history (in terms of catches) combined for just a TOTAL of three 10-plus-reception afternoons (Rich Musinski, two; Dave Conklin, one).

Helping Hands: The receiving duo of senior John Pitts and redshirt freshman Joe Nicholas have continued to make serious contributions over the course of the season. In the wins over the past two weeks, the pair has combined for 22 catches, 256 yards and a pair of scores. The sure-handed pair has turned out to be a perfect compliment to Thompson electric playmaking ability. Against Villanova, Pitts ended the game as the team's top receiver, with a career-high six catches for 64 yards, while a six-yard TD grab in the third quarter highlighted Nicholas' five-catch afternoon. In the game against JMU, the pair nearly flip-flopped stat lines, as it was Nicholas who was the game's leading receiver with a career-best seven catches for 77 yards, while Pitts had four catches for 61 yards, including a five-yard, fourth quarter TD



Senior wide receiver John Pitts pulled in his first TD reception of the season Saturday at JMU. Pitts caught six passes for 61 yards, including the 5-yard scoring catch.

reception.

Nicholas has now brought in 36 spirals on the season for a 442 yards and a pair of scores, while Pitts is third on the squad with 27 catches for 324 yards.

Overall, 13 total players have caught at least two passes on the season for the Tribe.

Continued Greatness: Speaking of the Tribe's offense, the passing game is not the only facet of the Tribe's attack going into high gear as the team enters what can be considered the championship portion of its schedule. W&M's rushing game, led by a veteran offensive line and fifth-year senior tailback Jon Smith has pounded out a respectable 402 yards (on 114 attempts) the past three games. (See Large and Taking Charge note to follow). Campbell, and the entire offensive unit, only seems to only get more efficient and effective as the season wears on.

The following are just some of highlights of what the Tribe's attack has accomplished this season:

- The College has now scored 31, or more, points in seven of the 10 games on the season. It's average of 32.8 pts/game ranks it second in the league and 19th in the nation.
- Fashioned 32 scoring drives of 60 yards or more (out of 55 total). (See a complete listing on page 26).
- Has thrown for more yards than nine of 10 opponents (only exception being Villanova) on the season and has been out rushed by only four (UNC, URI, Delaware and James Madison).
- Turned the ball over only five times (four fumbles, one interception). The only other turnover for the College on the season came on a muffed punt. Currently, the College is second in the conference and 11th nationally in turnover margin with a +.90/game average.
- When the College was held off the board in the first quarter vs. James Madison, it snapped a nine-quarter scoring streak. But, it managed a score in each of the final three quarters and now has fashioned at least one scoring drive in 30 of the 36 total quarters on the season.
- It's average of 283.00 passing yards/game ranks second in the conference and seventh nationally.
- Run for 22 TDs in eight games, a total which eclipses the squad's 10-game total

of a season ago (nine).

- Is averaging 402.6 yds/game in total offense, a mark that ranks third in the conference and 23rd nationally.

Large and Taking Charge: After gaining 694 yards (258 attempts) through the first seven games, including a season low 30 yards vs. Delaware, the Tribe has rushed for nearly half that many in the past three games (402 yards on 114 attempts). The College was averaging just less than 2.7 yds/att after the contest with Delaware, but has now upped its season average to 3.2 yds/attempt.

Four of the Tribe's five offensive lineman; center Pat Mulloy, tackles Matt Witham and Mike Grenz, and guard Ryan Lumm; have started the majority of the last 20 games for the College. Sophomore guard Cody Morris, has started every game this season and was a key component in the playing rotation last year. This cohesiveness has given the Tribe outstanding pass blocking all season (having allowed just 13 sacks in nine games) and is starting to tell in the rushing game.

The College's starting five will hold a significant size advantage vs. the Spiders defensive front, as the Tribe's six starters (including the TE Adam Bratton) along the offensive front average 6-4, 285 pounds, compared to the Richmond defensive front which averages 6-3, 258 pounds. (See Tail of the Tape on Page 2).

One Solid Senior: Tailback Jon Smith has been a steady presence in the College's backfield for the better part of the last four seasons, as he has seen action in 41 career games. He excels at his alignments and assignments and, along with sophomore Elijah Brooks, has been especially outstanding at blitz pickup in the passing game. Three weeks ago, vs. Towson, Smith led the charge with 113 yards on just 16 carries, which vaulted him into the all time top 10 career rushing list for the College.

In combining for 40 yards on 17 carries vs. James Madison, neither he nor Brooks were especially effective on the ground. But each found other ways to contribute, as the pair contributed a collective six catches for 66 yards. Also, Smith hammered out his 10th scoring run of the season vs. JMU on a three-yard fourth quarter jaunt. The TD run was only the third rushing TD that the Dukes have



Redshirt freshman WR Joe Nicholas brings in this grab Saturday at JMU. Nicholas caught a career-high seven passes for 77 yards. On the season, Nicholas has 36 receptions for 442 yards and two touchdowns. He set a career-high 111 receiving yards against #16 Northeastern on Oct. 2.

yielded to I-AA competition on the year.

He now has 2,264 career rushing yards, a figure which places him in eighth place on the Tribe's all-time list (see complete listing on page 13).

Familiar Territory: Smith's touchdown effort marked his 34 career rushing TDs in his 41 career games. His 10 rushing TDs on the season are the most he has had in a single season since recording 13 in his redshirt freshman year of 2001.

Clutch Kicker: Junior all-conference kicker Greg Kuehn has turned in his fair share of clutch kicks throughout his 31 career games, including the game-winner vs. Northeastern in overtime this season, but none really can compare to his coming through with the 46-yard game winner vs. James Madison this past weekend. In the face of a stiff breeze, that was gusting up to 20 mph throughout the game, Kuehn delivered a FG that sailed through the uprights with no time remaining on the game clock and put the College in charge of its own destiny, as far as post-season and conference title hopes are concerned. It was his second field goal in three attempts on the afternoon.

With the effort, Kuehn currently is first in the conference in FG/gm with an average of 1.5. After having spent the ma-

jority of the season as the national leader in field goals, his average currently ranks him in third place amongst I-AA kickers. Kuehn has recorded three field goals in one game on three separate occasions this season and a total of six times in his career. Kuehn currently has 42 career FGs (on 59 attempts, .712 conversion %), a total that is the fourth-best in Tribe history and the fifth-best career total in the Atlantic 10 (see chart on page 10).

Kuehn's average of 8.4 points/game is second in the conference and ranks 22nd nationally amongst all players.

With his first quarter miss from 36 yards out, he snapped a string of 14 consecutive makes from inside of 40 yards (which dated back to last season), but he still has been nearly automatic from the range, as he misfired only a total of six times in 38 career tries from inside the 40 (.842).

Kuehn has already earned the Atlantic 10's Special Team's Player of the Week honors on two occasions this season. His first honor came when he provided all the points in the Tribe's 9-7 upset at then 10th-ranked New Hampshire. He was recognized again, for his efforts against Northeastern, when he was no less valuable, and possibly even a little more clutch, as accounted for 12 points on three field goals and three extra points. His final field goal of that afternoon came on a 28-yard effort in overtime and sealed the 38-35 win for the College.

Kuehn has already put himself in the Tribe's record books this season, as he has been true on all 39 of his extra point attempts. Against VMI, his first attempt marked the 51st-straight conversion, breaking former All-American Brett Sterba's school-record of 50, set between the 1999 and 2000 seasons. Kuehn has now booted 84 consecutive extra points and has not missed a point after since the 2002 season (vs. NE). For his career, Kuehn has converted 107 of his 108 XPT attempts (.991).

The College's success in the kicking game has been well documented over the seasons, as a Tribe place kicker has been named to the all-conference team in each of the last seven years. Kuehn has earned the honor each of the past two years and seems to be on track for a third in 2004.

The Tribe's school record for career field goals is held by current NFL standout, Steve Christie, who hammered out

57 career three-pointers. Two-time all-conference performer, Brian Shallcross is second with 48 treys, while Sterba sits in third with 46. Shallcross and Sterba currently hold the first and third positions on the A10's career field goal chart, respectively.

With at least two games remaining in his junior season, Kuehn seems on track to make a run at Christie's career mark, as he'll enter Saturday's game averaging better than one FG/start (42 FGs in 31 career games). For perspective's sake, Christie and Shallcross entered their senior seasons with 36 and 33 field goals, respectively.


O'Connor Overpowering: Junior all-conference candidate, defensive end **Adam O'Connor** has continued to make a strong case for postseason honors over the past few weeks, as he was named the Atlantic 10 Defensive Player of the Week on Nov. 7 for his efforts in the Tribe's crucial 37-29 victory over Villanova.

O'Connor wreaked havoc in the Wildcats' backfield all afternoon, as he recorded three sacks in the contest, which was just a half-sack short of a W&M single-game record. The single-game record for sacks stands at 3.5, set by Luke Cullinane in 1996, coincidentally against Villanova. O'Connor had five total tackles, all solo, and added another quarterback hurry against the Wildcats.

Saturday at JMU, O'Connor engineered another solid outing for his candidacy, as he recorded nine total tackles against the Dukes, including a team-high 1.5 tackles for loss. Three of O'Connor's stops were solo and he also swatted down one pass attempt.

O'Connor is tied for second in the A10 with 7.0 sacks on the season, and he also ranks 10th in the league with 10.5 total tackles for loss. His sack and TFL totals lead the Tribe this season, and he has also registered a team-best seven quarterback hurries.

All-around Effort: Junior defensive back **Stephen Cason** had perhaps his best all-around performance Saturday in the Tribe's 27-24 victory at fourth-ranked JMU. Cason was third on the squad, and one of four W&M players in double-figure tackles, with 10 total stops, including six solos. He also made one of the key plays of the day for the defensive unit, recovering a fumble that was caused by



Junior all-conference kicker Greg Kuehn kicks the game-winning 46-yard FG Saturday at JMU. It was his third game-winning FG of the season (UNH, NU).

linebacker **Chris Ndubueze**, when the JMU quarterback attempted to stretch the ball across the first-down marker. The recovery led to a three-yard TD run by **Jon Smith** three plays later, which gave the Tribe its first lead of the game at 24-17 with 5:40 remaining.

In addition to his defensive chores, Cason reclaimed the kickoff return duties for the Tribe, taking three kicks back for a total of 77 yards, which included a long of 27. With his efforts at JMU Saturday, Cason vaulted back into the top-10 in the conference's kickoff-return category, moving into sixth with an average of 24.3 yards per return. On the season, Cason has returned 10 kickoffs for 243 yards, including a long of 29 yards.

To say the least, Cason has had a solid season, after missing the entire 2003 campaign recovering from a severe neck injury suffered before the start of last season. With 55 total tackles on the year, Cason is tied for third on the squad. He also has 5.5 tackles for loss, 1.5 sacks, seven pass break-ups and one forced fumble on his 2004 resume, in addition to his kickoff return figures.

What a difference a year makes: Taking a look back at the 2003 final defensive statistics (W&M played 10 games, due to Sept. 27th cancellation of Maine game), the unit has improved in nearly every defensive category through 10 games this

season, which not surprisingly has led to an 8-2 overall mark.

Most notably, the Tribe is allowing nearly six fewer points this season per game and is yielding close to 60 less rushing yards per contest. Going hand in hand with the decrease in rushing yards is a dramatic decline in the number of rushing touchdowns allowed by the Tribe. In 10 games last season, W&M surrendered 24 touchdowns on the ground, but has cut that number to 15 through the same amount of games.

Here is a closer comparison of this year's numbers (with one regular season game remaining) against the 2003 final statistics:

Category	2003 AVG	2004 AVG
Points/Game	29.2	23.8
Rushing Yds	211.4	155.1
Passing Yds	218.0	207.5
Total Offense	429.4	362.6
Sacks	23	20
Interceptions	9	9
Fumble Recov.	9	6
Rush TDs	24	15
Pass TDs	12	15

Mesi on the Mark: Senior all-conference punter Mike Mesi had an outstanding game against Villanova on Nov. 6 and perhaps, had one of the biggest plays of the game.

Midway through the third quarter, with the game tied at 21-21, Mesi uncorked a 55-yard punt that was downed at the Villanova two-yard line. Three plays later, the Wildcats were forced to punt and the snap sailed out of the end zone for a safety.

Mesi punted four times in the game for an average of 43.0 yards per kick and three of his four punts were downed inside the Wildcats' 20-yard line.

At JMU Saturday, Mesi's kicking numbers may not have been quite as attractive, but the punter made two spectacular plays that didn't show up in the final stats. Mesi corralled low snaps that skipped off JMU's slick artificial surface on two different occasions Saturday, preventing any losses or blocked punts on the plays. He punted three times for 105 yards, including a long of 42.

On the season, Mesi is averaging 39.2 yards per punt (44 for 1,726 yards), which ranks third in the Atlantic 10, and eight of his kicks have been downed inside the

opponent's 20.

Big Play, Big Moment: Looking over the statistics from Saturday's 27-24 win at JMU, you wouldn't necessarily have said the W&M defense had an outstanding game. But, despite being on the field for nearly 10 more minutes than its counterpart and yielding 272 rushing yards, the defensive came up with perhaps the deciding play of the game, other than Greg Kuehn's 46-yard game-winning FG as time expired, of course.

After the Tribe tied the game at 17-17 midway through the fourth quarter, on the Dukes' ensuing possession, JMU quarterback Justin Rascati was attempting to reach the ball out over the first-down line on a sneak on third-and-one, when junior linebacker **Chris Ndubueze** smacked the ball out of his hands. The ball bounced on the pile and off a couple player's hands, before junior defensive back **Stephen Cason** recovered the fumble at the JMU 26-yard line and returned it five yards to the 21. Three plays later, senior **Jon Smith** scored on a three-yard run to give W&M its first lead of the game, 24-17, with just under six minutes remaining.

Cashing In: Smith's three-yard scoring run after the JMU fumble forced by **Chris Ndubueze** marked the 11th time this sea-

son that W&M has scored offensive points off a turnover. In fact, it was the second consecutive time that the Tribe has cashed in after a turnover Ndubueze caused. At Towson on Oct. 30, after Ndubueze recorded his first career interception, W&M went 65 yards on 12 plays and junior Greg Kuehn kicked a 32-yard field goal to give the Tribe a 24-3 lead heading into half-time.

More importantly, of the 11 times the Tribe has scored after a forced turnover, W&M has scored a touchdown on nine of those occasions. (See scoring drives chart on page 26.)

Covering the Kicks: A week after abnormally surrendering a 95-yard kickoff return for a touchdown on the opening play of the game against Villanova, the Tribe's excellent kickoff coverage was back on display in Saturday's victory at JMU. Keyed by Kuehn's variety of kickoff techniques, including two touchbacks deep into the Dukes' end zone, W&M held Madison to 32 return yards on three attempts. Entering the game, JMU ranked second in the A10, averaging 23.4 yards per kickoff return (14 for 328 yards), which slipped to 21.2 yards per return after Saturday's contest (fifth in A10). Even with the 95-yard touchdown return against Villanova two weeks ago, the Tribe is leading the league



Junior defensive back Stephen Cason comes up with a crucial fumble recovery in Saturday's victory at fourth-ranked JMU. The fumble was caused by junior LB Chris Ndubueze, and three plays later, Jon Smith scored from three yards out to give W&M its first lead of the game, 24-17.

in kickoff coverage, yielding an average of just 17.1 yards per return.

Covering the Kicks Part II: Another facet of the Tribe's superior special teams' play showcased on Saturday was its punt coverage. The Dukes were averaging 12.2 yards per punt return, which ranked second in the A10, coming into Saturday's game, and had just beaten then third-ranked Delaware, 20-13, on senior Cortez Thompson's 87-yard punt return for a touchdown in the fourth quarter a week earlier. Thompson earned A10 and National Special Teams' Player of the Week honors for his efforts against Delaware. Against W&M however, Thompson managed just 19 total yards on three punt returns, 13 of which came on one return.

Junior defensive back **Alan Wheeling** made a solo stop on Thompson's first return, and senior wide receiver **Dominique Thompson**, who has immersed as a key figure in the Tribe's coverage, had a hand in Thompson's next two chances. With Thompson bearing down after Mesi's second punt, JMU's Thompson muffed the kick and fumbled the ball out of bounds. On his third return, W&M's Thompson brought down the Dukes' Thompson for a minimal three-yard gain.

No Flags on the Play: Discipline has long been a customary trademark of head coach Jimmie Laycock's program, and this season has certainly been no different, as the College has been penalized fewer times than any other A10 team (53). W&M has been flagged for a total of 456 yards this season (45.6/game).


In Case You Missed It: In the face of one of the league's top defensive units, and in front of a hostile crowd, Campbell came through with one of the finest performances of his career in throwing for a personal-best four TDs and 355 yards on a sparkling 20 completions in 30 attempts against the then third-ranked Delaware Blue Hens (10/23). The Blue Hen defense had yielded only five TD passes in its first six games coming into the contest, a figure that Campbell nearly equaled ... in the first quarter.

Campbell came out of the locker room with all guns blazing and connected on six of his first eight attempts for an amazing 173 yards and three TDs in the first quarter. The first quarter effort stands as the most


passing yards in a single quarter in school history and ties Shawn Knight for most TD passes in quarter (2nd Quarter vs. Maine in 1993).

More than One Way to Skin a (Wild)Cat: Facing a near must win situation against a surging Villanova squad that had won it previous three games by an average of better than 30 points, Campbell did a little of everything to fashion one of his more complete efforts on the season. Campbell was at the center of an offensive attack that kept an outstanding Wildcat defense on its heels the entire afternoon. In addition to receiving Campbell's usually efficient passing (22 completions in 34 attempts for 232 yards and a touchdown), the Winchester, VA native aided in ground game as well, by rushing for a season-best 60 yards (on 10 attempts) and a touchdown.

Campbell now has rushed for seven TDs on the season, the most for a Tribe quarterback since 2005 W&M Athletics Hall of Fame Inductee Chris Hakel (1988-91) powered out 11 scores in the record-breaking 1990 season which saw the Tribe establish the school's single-season scoring (426 points) and total offense (6438 in 13 games) standards.



Senior all-conference punter Mike Mesi made two outstanding pick-ups on low snaps in Saturday's win over JMU. He punted three times for 135 yards, including a long of 42.



Junior all-conference candidate, free safety James Miller registered 10 total tackles in the Tribe's victory over fourth-ranked JMU. Miller is second on the squad with 86 total tackles this season and has recorded a team-best three interceptions, which ranks tied for seventh in the Atlantic 10.

THE TRIBE IN 2004

Overall: 8-2

At home: 4-0

Away:.....4-2

On grass:5-2

On turf:3-0

A-10 overall:6-1

A-10 home:3-0

A-10 road:3-1

By Month:

September:2-1

October:4-1

November:2-0

When scoring first.....4-2

When opponent scores first.....4-0

When scoring 20+ points7-2

When scoring less than 20 points.....1-0

When leading at half4-1

When trailing at half3-1

When tied at half1-0

When leading after 3 qtrs6-1

When trailing after 3 qtrs1-1

When tied after 3 qtrs.....1-0

When out-passing opponent.....7-2

When out-rushing opponent.....5-0

When out-gaining opp. (total off.)6-0

When out-gained by opp.....2-2

With 35+ passing attempts2-1

With less than 35 passing attempts ...6-1

With 30+ rushing attempts7-1

With less than 30 rush attempts1-1

When leading TOP6-1

When trailing TOP2-1

With an individual 100-yd rusher1-0

With an individual 200-yd passer5-2

With an individual 100-yd receiver ..3-2

With opponent 100-yd rusher2-1

With opponent 200-yd passer3-2

With opponent 100-yd receiver.....1-1

When leading turnover ratio5-1

When trailing turnover ratio.....1-1



W&M SINGLE SEASON RECORD WATCH

(Through 11/13 - JMU)

Receiving Yards in a season

1.	1,393	Rich Musinski	2001
2.	1,180	Mark Compner	1990
3.	1,140	Rich Musinski	2002
4.	1,112	Dominique Thompson	2004
5.	1,110	Ron Gillam	1985
6.	1,096	Josh Whipple	1996
7.	950	Corey Ludwig	1993
8.	930	Mike Sutton	1983
9.	925	David Conklin	1998
10.	911	Kurt Wrigley	1982

Receptions in a season

1.	73	Michael Clemons	1986
2.	70	Michael Clemons	1985
3.	69	Ron Gillam	1985
	69	Glen Bodnar	1984
5.	67	Chuck Albertson	1966
6.	66	Mike Sutton	1983
7.	65	Josh Whipple	1996
8.	64	Mark Compner	1990
9.	63	Rich Musinski	2003
10.	61	George Pearce	1965
	61	David Conklin	1998

(Thompson 2004 - 51)

Passing Yards in a season

1.	3,414	Chris Hake	1990
2.	3,166	Mike Cook	1996
3.	3,028	Mike Cook	1998
4.	2,974	Chris Hake	1991
5.	2,962	Stan Yagiello	1985
6.	2,808	Dave Corley, Jr.	2001
7.	2,801	Stan Yagiello	1984
8.	2,746	Lang Campbell	2004
9.	2,674	Dave Corley, Jr.	2002
10.	2,609	Ken Lambiotte	1986
11.	2,565	Dave Corley, Jr.	2000

Total Offense in a season

1.	3,466	Chris Hake	1990
2.	3,159	Mike Cook	1996
3.	3,143	Dave Corley, Jr.	2001
4.	3,057	Mike Cook	1998
5.	3,013	Stan Yagiello	1985
6.	2,950	Chris Hael	1991
7.	2,943	Lang Campbell	2004
8.	2,939	Dave Corley, Jr.	2000
9.	2,774	Dave Corley, Jr.	2002
10.	2,730	Stan Yagiello	1984
11.	2,596	Lang Campbell	2003

Passes Completed in a season

1.	261	Stan Yagiello	1984
2.	246	Mike Cook	1998
3.	245	Chris Hake	1990
4.	240	Stan Yagiello	1985
5.	233	Ken Lambiotte	1986
6.	232	Chris Hake	1991
7.	210	Mike Cook	1996
8.	200	Dave Corley, Jr.	2002
9.	199	Dave Murphy	1983
10.	194	Lang Campbell	2004
11.	186	Chris Garrity	1981

TD Passes in a season

1.	26	Mike Cook	1998
	26	Mike Cook	1996
3.	23	Kenny Lambiotte	1986
	23	Stan Yagiello	1985
5.	22	Shawn Knight	1993
	22	Chris Hake	1990
	22	Lang Campbell	2003
8.	21	Dave Corley, Jr.	2002
	21	Dave Corley, Jr.	2001
10.	18	Dave Corley, Jr.	1999
	18	Chris Hake	1991
	18	Buddy Lex	1949

(Campbell 2004 - 17)

CAMPBELL/SMITH/KUEHN CAREER WATCH

W&M Career Passing Yards

1.	9,805	Dave Corley, Jr.	1999-02
2.	8,249	Stan Yagiello	1981-85
3.	7,295	Mike Cook	1995-98
4.	7,025	Chris Hake	1988-91
5.	5,705	Shawn Knight	1991-94
6.	5,252	Lang Campbell	2001-
7.	4,536	Chris Garrity	1979-81
8.	4,019	Tom Rozantz	1975-78
9.	3,361	Dan Darragh	1965-67
10.	3,087	Dave Murphy	1980-83

W&M Career Total Offense Yards

1.	10,948	Dave Corley, Jr.	1999-02
2.	8,168	Stan Yagiello	1981-85
3.	7,245	Mike Cook	1995-98
4.	7,058	Chris Hake	1988-91
5.	6,408	Shawn Knight	1991-94
6.	5,781	Lang Campbell	2001-
7.	5,385	Tom Rozantz	1975-78
8.	4,589	Bill Deery	1972-74
9.	4,320	Chris Garrity	1979-81
10.	3,749	Derek Fitzgerald	1992-95

W&M Career Passing Touchdowns

1.	73	Dave Corley, Jr.	1999-02
2.	62	Mike Cook	1995-98
3.	51	Stan Yagiello	1982-85
4.	46	Shawn Knight	1991-94
5.	43	Chris Hake	1988-91
6.	41	Lang Campbell	2001-
7.	36	Buddy Lex	1946-49
8.	30	Dan Darragh	1965-67
9.	27	Chris Garrity	1979-81
10.	25	John Brosnahan	1985-88

W&M Career Rushing Yards

1.	3,744	Derek Fitzgerald	1992-95
2.	3,543	Robert Green	1988-90
3.	2,949	Troy Keen	1992-95
4.	2,750	Alvin Porch	1994-97
5.	2,534	Tyrone Shelton	1987-90
6.	2,404	Jim Kruijs	1975-77
7.	2,401	Bill Deery	1972-74
8.	2,264	Jon Smith	2001-
9.	2,216	Hameen Ali, III	1997-00
10.	2,171	Phil Mosser	1970-71

Atlantic 10 Career Field Goals

1.	49	Chris Onorato, HU	2001-
2.	48	Brian Shallcross, W&M	1994-97
3.	46	Brett Sterba, W&M	1997-00
4.	44	Brandon Hanes, NU	1994-97
5.	42	Greg Kuehn, W&M	2002-
6.	41	Rob Courter, UR	1987-90
7.	39	John Coursey, JMU	1993-96
8.	38	Casey Hannon, VU	1998-01
	38	Matt Walker, URI	1995-98
10.	36	Domingo Carlos, UC	1981-83

William and Mary Football ALPHABETICAL ROSTER

No.	Name	Cl.	Pos.	Ht.	Wt.	High School	Hometown
36	Allen, Kevin	Fr.	DB	6-3	187	Highland Springs	Richmond, VA
64	Bowles, Jason	RF	DL	6-3	240	Phoebus	Hampton, VA
40	Bratton, Adam	Jr.	TE	6-4	250	Montoursville	Montoursville, PA
9	Brooks, Elijah	So.	TB	5-9	205	DeMatha	Largo, MD
42	Brown, Jerrett	Fr.	DB	6-0	185	Hopewell	Hopewell, VA
84	Burrow, Brandon	RF	DB	5-9	175	Colonial Heights	Colonial Heights, VA
12	Campbell, Lang	Sr.	QB	6-3	205	Handley	Winchester, VA
22	Cason, Stephen	Jr.	DB	6-0	202	James River	Richmond, VA
67	Cochran, Brent	RF	OL	6-4	280	South Lakes	Reston, VA
32	Coley, Delmus	So.	RB	5-9	195	Floyd Kellam	Virginia Beach, VA
37	Cox, Derek	Fr.	WR/DB	6-1	165	J.H. Rose	Winterville, NC
41	Cramer, Alex	RF	DB	5-11	180	Frank W. Cox	Virginia Beach, VA
15	Davis, Corey	So.	WR	6-1	190	Deep Creek	Chesapeake, VA
81	Ely, Mark	RF	WR	5-11	180	Unionville	Kennett Square, PA
43	Faha, Chris	Jr.	FB	6-2	210	Good Counsel	Silver Springs, MD
62	Falbo, Graham	RF	OL	6-0	240	Westfield	Centreville, VA
79	Grant, Michael	Fr.	OL/DL	6-5	270	Notre Dame	Wrightstown, NJ
75	Grenz, Michael	Jr.	OL	6-3	282	Wayne Hills	Wayne, NJ
95	Griffin, Jr., Jerome	Jr.	DL	6-3	240	Crestwood	Sumter, SC
76	Haley, Michael	Fr.	OL/DL	6-1	240	Great Bridge	Chesapeake, VA
51	Harrell, Wade	Sr.	DL	6-3	240	Smithfield	Smithfield, VA
53	Hiteshaw, Luke	Fr.	OL/DL	6-1	265	Mount St. Joseph	Baltimore, MD
28	Holmes, DeBrian	Fr.	RB	5-10	180	Woodside	Fort Eustis, VA
88	Holston, Nathan	So.	WR	6-0	190	Monacan	Richmond, VA
48	Horvath, Ryan	RF	FB	6-1	220	Midlothian	Midlothian, VA
80	Houff, David	Fr.	RB/LB	6-1	195	Blacksburg	Blacksburg, VA
17	Jackson, Paris	RF	WR	6-1	200	Westfield	Centreville, VA
92	Jones, Ryan	RF	DL	6-3	240	Blacksburg	Blacksburg, VA
96	Kelly, Justin	Sr.	DL	6-2	260	Lafayette	Williamsburg, VA
45	Kimber, Chris	Jr.	DB	6-2	212	Watkins Mill	Gaithersburg, MD
25	Kuehn, Greg	Jr.	PK	6-3	200	Potomac Falls	Potomac Falls, VA
61	Larkins, Josh	Fr.	OL/DL	6-1	285	Toms River North	Toms River, NJ
63	Lumm, Ryan	Jr.	OL	6-3	270	Santa Margarita	Mission Viejo, CA
33	Lustig, Josh	Sr.	WR	5-9	175	Cathedral Prep	Erie, PA
86	Mack, Elliott	Fr.	WR	5-11	185	Delbarton	Irvington, NJ
66	Maddux, Mark	Fr.	DL	6-2	260	Benedictine	Midlothian, VA
16	Marianacci, Joe	Fr.	WR	6-1	180	Wyoming Area	West Pittston, PA
56	Mazur, Danny	RF	LB	6-0	217	Middleton	Middleton, WI
99	McCarthy, Mike	Sr.	DL	6-3	270	Cumberland Valley	Mechanicsburg, PA
52	McLaurin, Travis	Jr.	LB	5-11	240	Thomas McKean	Wilmington, DE
23	McLaurin, Trevor	So.	RB	5-11	225	Thomas McKean	Wilmington, DE
13	Mesi, Mike	Sr.	P	6-0	195	Monmouth Regional	Eatontown, NJ
21	Miller, James	Jr.	DB	6-1	195	Lake Taylor	Norfolk, VA
87	Mitchell, Trey	Fr.	PK	5-10	165	Radford	Radford, VA
68	Morris, Cody	So.	OL	6-4	285	Hazelton Area	Jeansville, PA
4	Muldrow, Leonard	So.	LB	5-9	180	Ocean Lakes	Virginia Beach, VA
59	Mulloy, Patrick	Jr.	OL	6-4	300	Salesianum	West Chester, PA
82	Muro, Evan	Fr.	OL/DL	6-6	235	Warwick	Newport News, VA
54	Ndubueze, Chris	Jr.	LB	6-1	237	DeMatha	Lanham, MD

No.	Name	Cl.	Pos.	Ht.	Wt.	High School	Hometown
57	Neely, Brian	So.	OL	6-4	290	Lee Davis	Mechanicsville, VA
27	Nicholas, Joe	RF	WR	6-3	205	Hazelton Area	Sugarloaf, PA
55	Nickell, Ryan	So.	LB	6-2	210	Tabb	Yorktown, VA
90	O'Brien, Eric	Fr.	DL	6-2	250	Delone Catholic	Abbottstown, PA
97	O'Connor, Adam	Jr.	DL	6-7	275	Ragsdale	Greensboro, NC
39	O'Neil, T.J.	RF	LB	6-1	220	Tabor Academy	Duxbury, MA
98	Oliver, Justin	RF	TE/OL	6-4	295	Gettysburg	Fairfield, PA
46	Otey, Matt	RF	RB	5-11	220	Hershey	Hershey, PA
38	Page, David	RF	DB	5-9	180	Cardinal Mooney	Sarasota, FL
26	Parrott, LeVince	So.	FB	5-10	215	Lafayette	Williamsburg, VA
6	Patterson, Corey	Sr.	DB	5-11	190	New Kent	New Kent, VA
5	Patterson, Craig	Sr.	DB	5-11	202	New Kent	New Kent, VA
58	Pendleton, Larry	Jr.	DL	6-3	285	Booker T. Washington	Norfolk, VA
98	Phillips, Brett	Fr.	WR	6-2	185	Seattle Prep	Seattle, WA
18	Phillips, Jacob	Fr.	QB	6-3	195	Bath County	Warm Springs, VA
19	Pitts, Jr., John	Sr.	WR	6-3	215	East Forsyth	Kernersville, NC
10	Potts, Michael	RF	QB	6-4	215	Middletown	Middletown, DE
91	Pritchard, Blair	So.	K	5-11	209	Atlee	Mechanicsville, VA
74	Pugh, Brandon	RF	DL	6-3	225	Indian River	Chesapeake, VA
50	Reyher, Todd	Fr.	LB/RB	6-0	205	Lafayette	Williamsburg, VA
65	Ridjaneck, Matt	Jr.	OL	6-5	265	Center	Monaca, PA
24	Riley, Richard	So.	DB	6-1	175	Gaithersburg	Gaithersburg, MD
44	Rutter, Josh	Fr.	LB	6-2	210	Francis Scott Key	Union Bridge, MD
70	Shafraan, Jonathan	Fr.	OL/DL	6-3	270	Langley	Great Falls, VA
35	Shaw, Jonathan	Jr.	DB	6-0	190	Lake Brantley	Altamonte Springs, FL
47	Shepherd, Marcus	RF	LB	5-11	200	Parkdale	Landover, MD
60	Skibinski, Ryan	Fr.	OL/DL	6-1	250	Jefferson Forest	Lynchburg, VA
31	Slye, Cedric	So.	DB	5-10	182	St. John's	Washington, D.C.
2	Smith, Jon	Sr.	RB	6-1	220	Country Day	Cincinnati, OH
98	Spencer, Christopher	Fr.	DB	5-7	155	Mt. Vernon	Alexandria, VA
71	Stewart, Brad	RF	OL	6-3	280	Bethel Park	Bethel Park, PA
29	Stout, Zachary	So.	DB	5-10	185	Lee Davis	Mechanicsville, VA
14	Taylor, Christian	So.	QB	6-4	210	Grafton	Yorktown, VA
11	Taylor, John	So.	WR	6-3	210	St. Albans	Washington, D.C.
49	Thomas, Jeff	Fr.	LB/RB	6-1	225	Lee Davis	Mechanicsville, VA
3	Thompson, Dominique	Sr.	WR	6-1	190	Riverside	Durham, NC
89	Tomon, Cody	Fr.	WR	6-0	185	St. Ignatius	Bricksville, OH
85	Trinkle, Matt	So.	TE	6-5	249	Allentown C. Catholic	Whitehall, PA
83	Troester, Jordan	So.	TE	6-3	225	New Kent	Providence Forge, VA
69	Turner, William	RF	LB	6-1	220	Franklin County	Wirtz, VA
30	Viola, Tony	RF	RB	6-1	230	Stonewall Jackson	Broadway, VA
93	Watson, Jonas	Jr.	DL	6-2	240	Bethel	Hampton, VA
34	Wheeler, Thad	Jr.	LB	6-1	215	Sequoyah	Canton, GA
8	Wheeling, Alan	So.	DB	5-9	170	Pulaski County	Dublin, VA
77	Williamson, Brian	So.	DL	6-4	240	Whiteville	Nakina, NC
78	Witham, Matthew	Sr.	OL	6-6	330	Tatnall School	Newark, DE
94	Wright, Josh	So.	DL	6-2	235	Amherst County	Madison Heights, VA

William and Mary Pronunciation Guide

Chris Faha - FAY	Mike Mesi - ME-see	Jordan Troester - TRO-ster
Greg Kuehn - KEEN	Chris Ndubueze - N-do-bwee-zee	Tony Viola - VEE-ola
Joe Marianacci - mary-uh-notch-ee	Matt Otey - Odie	Matthew Witham - WITH-um
Danny Mazur - MAH-zer	Cody Tomon - TAH-mon	

WILLIAM AND MARY FOOTBALL NUMERICAL ROSTER

2	Smith, John.....	RB	37	Cox, Derek.....	WR/DB	70	Shafran, Jonathan.....	OL/DL
3	Thompson, Dominique.....	WR	38	Page, David.....	DB	71	Stewart, Brad.....	OL
4	Muldrow, Leonard.....	LB	39	O'Neill, T.J.....	LB	74	Pugh, Brandon.....	DL
5	Patterson, Craig.....	DB	40	Bratton, Adam.....	TE	75	Grenz, Michael.....	OL
6	Patterson, Cory.....	DB	41	Cramer, Alex.....	DB	76	Haley, Michael.....	OL/DL
8	Wheeling, Alan.....	DB	42	Brown, Jerrett.....	DB	77	Williamson, Brian.....	DL
9	Brooks, Elijah.....	RB	43	Faha, Chris.....	FB	78	Witham, Matthew.....	OL
10	Potts, Michael.....	QB	44	Rutter, Josh.....	LB	79	Grant, Michael.....	OL
11	Taylor, John.....	WR	45	Kimber, Chris.....	DB	80	Houff, David.....	RB/LB
12	Campbell, Lang.....	QB	46	Otey, Matt.....	RB	81	Ely, Mark.....	WR
13	Mesi, Mike.....	P	47	Shepherd, Marcus.....	LB	82	Muro, Evan.....	OL/DL
14	Taylor, Christian.....	QB	48	Horvath, Ryan.....	FB	83	Troester, Jordan.....	TE
15	Davis, Corey.....	WR	49	Thomas, Jeff.....	LB/RB	84	Burrow, Brandon.....	DB
16	Marianacci, Joe.....	WR	50	Reyher, Todd.....	LB	85	Trinkle, Matt.....	TE
17	Jackson, Paris.....	WR	51	Harrell, Wade.....	DL	86	Mack, Elliott.....	WR
18	Phillips, Jacob.....	QB	52	McLaurin, Travis.....	LB	87	Mitchell, Trey.....	PK
19	Pitts, John.....	WR	53	Hiteshew, Luke.....	OL	88	Holston, Nathan.....	WR
21	Miller, James.....	DB	54	Ndubueze, Chris.....	LB	89	Tomon, Cody.....	WR
22	Cason, Stephen.....	DB	55	Nickell, Ryan.....	LB	90	O'Brien, Eric.....	DL
23	McLaurin, Trevor.....	RB	56	Mazur, Danny.....	LB	91	Pritchard, Blair.....	K
24	Riley, Richard.....	DB	57	Neely, Brian.....	OL	92	Jones, Ryan.....	DL
25	Kuehn, Greg.....	PK	58	Pendleton, Larry.....	DL	93	Watson, Jonas.....	DL
26	Parrott, LeVince.....	FB	59	Mulloy, Patrick.....	OL	94	Wright, Josh.....	DL
27	Nicholas, Joe.....	WR	60	Skibinski, Ryan.....	OL/DL	95	Griffin, Jerome.....	DL
28	Holmes, DeBrian.....	RB	61	Larkins, Josh.....	DL	96	Kelly, Justin.....	DL
29	Stout, Zachary.....	DB	62	Falbo, Graham.....	OL	97	O'Connor, Adam.....	DL
30	Viola, Tony.....	RB	63	Lumm, Ryan.....	OL	98	Oliver, Justin.....	OL
31	Slye, Cedric.....	DB	64	Bowles, Jason.....	DL	99	McCarthy, Mike.....	DL
32	Coley, Delmus.....	RB	65	Ridjaneck, Matt.....	OL		Spence, Christopher.....	DB
33	Lustig, Josh.....	WR	66	Maddux, Mark.....	DL		Phillips, Brett.....	WR
34	Wheeler, Thad.....	LB	67	Cochran, Brent.....	OL			
35	Shaw, Jonathan.....	DB	68	Morris, Cody.....	OL			
36	Allen, Kevin.....	DB	69	Turner, William.....	LB			

WILLIAM AND MARY FOOTBALL 2004 GAME-BY-GAME STARTERS

	UNC	UNH	VMI	Northeastern	Liberty	URI	Delaware	Towson	Villanova	IMU	Richmond
QB	Campbell	Campbell	Campbell	Campbell	Campbell	Campbell	Campbell	Campbell	Campbell	Campbell	
TB	Smith	Smith	Smith	Smith	Smith	Smith	Smith	Smith	Smith	Smith	
FB	Trinkle*	Nicholas^	Nicholas^	Nicholas^	Nicholas^	Bratton*	Pitts^	Pitts^	Pitts^	Pitts^	
WR	Lustig	Lustig	Pitts	Pitts	Pitts	Nicholas	Nicholas	Nicholas	Nicholas	Nicholas	
WR	Thompson	Thompson	Thompson	Thompson	Thompson	Thompson	Thompson	Thompson	Thompson	Thompson	
TE	Bratton	Bratton	Bratton	Bratton	Trinkle	Trinkle	Trinkle	Trinkle	Bratton	Bratton	
LT	Witham	Witham	Witham	Witham	Witham	Witham	Witham	Witham	Witham	Witham	
LG	Lumm	Lumm	Lumm	Lumm	Lumm	Lumm	Lumm	Lumm	Lumm	Lumm	
C	Mulloy	Mulloy	Mulloy	Mulloy	Mulloy	Mulloy	Mulloy	Mulloy	Mulloy	Mulloy	
RG	Morris	Morris	Morris	Morris	Morris	Morris	Morris	Morris	Morris	Morris	
RT	Grenz	Grenz	Grenz	Grenz	Grenz	Grenz	Grenz	Grenz	Grenz	Grenz	
DE	Watson	Wright	Wright	Wright	Wright	Wright	Wright	Wright	Wright	Wright	
DE	O'Connor	O'Connor	O'Connor	O'Connor	O'Connor	O'Connor	O'Connor	O'Connor	O'Connor	O'Connor	
DT	McCarthy	McCarthy	McCarthy	McCarthy	McCarthy	McCarthy	McCarthy	McCarthy	McCarthy	McCarthy	
DT	Kelly	Pendleton	Pendleton	Pendleton	Kelly	Kelly	Pendleton	Kelly	Kelly	Kelly	
LB	Ndubueze	Ndubueze	Ndubueze	Ndubueze	Ndubueze	Ndubueze	Ndubueze	Ndubueze	Ndubueze	Ndubueze	
LB	McLaurin	McLaurin	McLaurin	McLaurin	McLaurin	McLaurin	Wheeler	Wheeler	Wheeler	McLaurin	
LB	Nickell	Nickell	Nickell	Nickell	Nickell	Nickell	Nickell	Nickell	Nickell	Nickell	
S	Shaw	Shaw	Shaw	Shaw	Shaw	Shaw	Shaw	Shaw	Shaw	Shaw	
S	Miller	Miller	Miller	Miller	Miller	Miller	Miller	Miller	Miller	Miller	
CB	Wheeling	Wheeling	Wheeling	Wheeling	Wheeling	Wheeling	Cason	Cason	Cason	Cason	
CB	Riley	Riley	Riley	Riley	Cason	Riley	Riley	Riley	Riley	Riley	

*Started with two tight ends and no FB. ^Started with 3 receivers and no FB.

THE LAST TIME IT HAPPENED...

TEAM

Shut out an opponent 34-0, at VMI, 9/8/01
 Was shut out 0-14, at Delaware, 11/1/97
 Consecutive shutouts ... at NU (32-0), at UNH (39-0), 1995
 Scored 90+ points 95-0, vs. Bridgewater, 1931
 Scored 80-89 points 81-0, vs. Bridgewater, 1930
 Scored 70-79 points 77-0, vs. Bridgewater, 1932
 Scored 60-69 points 62-31, vs. VMI, 9/14/02
 Scored 50-59 points 59-21, vs. Richmond, 11/22/03
 Consecutive 50+ games ... at NU (53), vs. VU (51), 1993
 Consecutive 40+ games. vs. VMI (62), vs. Delaware (45), 2002
 Passed for 400+ yards 426, vs. NU, 10/28/00
 * **Passed for 300-399 yards 323, at JMU, 11/13/04**
Passed for 200-299 yards 232, vs. Villanova, 11/6/04
 Rushed for 400+ yards 433, vs. Villanova, 10/23/99
 Rushed for 300-399 yards 353, at VMI, 10/23/99
Rushed for 200-299 yards 280, at Towson, 10/30/04
Rushed/Passed for 200+ yards at Towson, 10/30/04
 (280 rush, 305 pass)
 Had 600+ yds of total offense 609, vs. VMI, 9/14/02
Had 500-599 yds of total offense 585, at Towson, 10/30/04
 Had two players rush for 100 yards vs. URI, 10/7/95
Had two players with 100+ rec. yds vs. NU, 10/2/04
Held opp. under 50 rush yards 49, vs. VMI, 9/25/04
 Held opp. under 50 pass yards 44, vs. URI, 11/9/02
 Held opp. under 100 yards total off. 82, at Bucknell, 9/21/96
 Allowed 600+ yards of total off. 638, at WMU, 9/6/03
Allowed 500-599 yards total off 575, at UNC, 9/4/04
Was held under 50 rush yards 30, at UD, 10/23/04
 Was held under 50 pass yards 30, vs. Boston, 9/19/92
 Was held under 100 yards total offense None post 1981
Blocked a punt vs. URI, 10/16/04
Blocked a field goal ...vs. Villanova, 39-yard att., 11/6/04
 Returned a blocked punt for TD at URI, 12 yds, 9/7/96
Had a punt blocked at Delaware, 10/23/04
 Had a blocked punt returned for TD ... vs. Villanova, 11/11/00
 Returned a punt for TD at Richmond, 69 yds, 11/22/03
 Returned a kickoff for TD at NU, 96 yds, 9/16/95
 Returned an interception for TD at UR, 77 yds, 11/22/03
 Returned a fumble for TD at URI, 0 yds, 10/25/03
 Had a punt returned for TD vs. JMU, 70 yds, 10/18/03
Had a kickoff returned for TD vs. VU, 95 yds, 11/6/04
 Had an int. returned for TD vs. NU, 21 yds, 10/26/96
 Had a fumble returned for TD ... vs. JMU, 46 yds, 10/11/97
Recorded a safety vs. Villanova, 11/6/04
 Surrendered a safety at Northeastern, 9/20/03
 Scored a defensive TD at Richmond, 11/22/03
 Scored a special teams TD at Richmond, 11/22/03
 Scored defensive and special teams TD at UR, 11/21/03
Won in overtime 38-35 vs. Northeastern, 10/2/04
 Lost in overtime 31-34, at JMU, 11/16/02

INDIVIDUAL

Passed for 400+ yds 426, D. Corley vs. NU, 10/28/00
Passed for 300-399 yds.. 323, L. Campbell, at JMU, 11/13/04 *
Passed for 200-299 yds... 232, L. Campbell, vs. VU, 11/6/04
 Passed for 6 TDs S. Knight, vs. Maine, 11/6/93
 Passed for 5 TDs None
Passed for 4 TDs L. Campbell, at Delaware, 10/23/04
Passed for 3 TDs L. Campbell, at Towson, 10/30/04
Passed for 2 TDs L. Campbell, at JMU, 11/13/04 *
 Completed 30+ att. 30, M. Cook, vs. UNH, 10/18/98
Completed 20-29 att. 26, L. Campbell, at JMU, 11/13/04 *
 QB pass/rush for 100 yds D. Corley, at VU, 11/11/00
 (247 pass, 107 rush)
QB had 2 pass / 2 rush TDs L. Campbell, at UNC, 9/4/04
 (2 pass, 2 rush)
QB had pass and rush TDs L. Campbell, vs. VU, 11/6/04
 (1 pass, 1 rush)
 Rushed for 200+ yds 201, A. Porch, at UConn, 10/18/97
 Rushed for 150-199 yds 198, J. Smith, at UNH, 10/19/02
Rushed for 100-149 yds 113, J. Smith at TU, 10/30/04
 Two players rush for 100 yards vs. URI, 10/7/95
 (Troy Keen (158) and Derek Fitzgerald (140))
Two players with 100+ receiving yds vs. NU, 10/2/04
Dominique Thompson (157) and Joe Nicholas (111)
 Had 30+ carries 32, J. Smith, at UNH, 10/19/02
Had 20-29 carries 23, J. Smith, at UNH, 9/18/04
 Rushed for 4 TDs Blocker-Bodley, vs. VMI, 10/2/93
Rushed for 3 TDs J. Smith, vs. Villanova, 11/6/04
Rushed for 2 TDs J. Smith, at Liberty, 10/9/04
Had 200+ yds rec 244, D. Thompson, at UD, 10/23/04
Had 150-199 yds rec 157, D. Thompson, vs. NU, 10/2/04
Had 100-149 yds rec.. 122, D. Thompson, at TU, 10/30/04
Had 10+ receptions 10, D Thompson, at LU, 10/9/04
Had 4 TD receptions D. Thompson, at UD, 10/23/04
 Had 3 TD receptions R. Musinski, at Delaware, 10/4/03
Had 2 TD receptions D. Thompson, at TU, 10/30/04
 Ret. a KO for TD M. McCain, 96 yds, at NU, 9/16/95
 Ret. a punt for TD M. Bobo, 69 yds, at UR, 11/21/03
 Ret. a blocked punt for TD ... S. McDermott, at URI, 9/7/96
Blocked a FG B. Williamson, 39 att., vs. VU, 11/6/04
Blocked a punt Cra. Patterson, vs. URI, 10/16/04
 Ret. a fumble for TD A. O'Connor, 0 yds, at URI, 10/25/03
 Ret. an INT for TD J. Miller, 77 yds, at UR, 11/21/03
 Made 4 FGs B. Sterba, vs. NU, 10/28/01
Made 3 FGs G. Kuehn, at Liberty, 10/9/04
 Kicked a 50+ FG 51, G. Kuehn, vs. UD, 9/28/02
Kicked a 40-49 FG 46, G. Kuehn, at JMU, 11/13/04 *
 2-point run L. Campbell, vs. Hofstra, 11/1/03
2-point reception J. Nicholas, vs. NU, 10/2/04

Bold - Occurred this season.

* Occurred last game.

2004 WILLIAM AND MARY SINGLE GAME HIGHS

INDIVIDUAL GAME HIGHS

Pass Attempts: 41, L. Campbell at UNC, Sept. 4
PASS COMPLETIONS: 26, L. CAMPBELL AT JMU, NOV. 13
Passing Yards: 378, L. Campbell vs. Northeastern, Oct. 2
Passing TDs: 4, L. Campbell at Delaware, Oct. 23
Rushing Attempts: 23, J. Smith at UNH, Sept. 18
Rushing Yards: 113, J. Smith at Towson, Oct. 30
Rushing TDs: 3, J. Smith vs. Villanova, Nov. 6
Receptions: 10, D. Thompson at Liberty, Oct. 9
Receiving Yards: 244, D. Thompson at Delaware, Oct. 23
Receiving TDs: 4, D. Thompson at Delaware, Oct. 23
Total Offensive Yards: 400, L. Campbell at Liberty, Oct. 9
All-Purpose Yards: 296, D. Thompson at Delaware, Oct. 23
Total Points: 24, D. Thompson at Delaware, Oct. 23
Points Kicking: 13, G. Kuehn vs. LU, Oct. 9
Points Rushing: 18, J. Smith vs. Villanova, Nov. 6
Points Receiving: 24, D. Thompson at Delaware, Oct. 23
Field Goals Made: 3, three times, last - G. Kuehn at LU, Oct. 9
Field Goals Attempted: 4, G. Kuehn vs. NU, Oct. 2
PATs Attempted: 6, G. Kuehn vs. VMI, Sept. 25
PATs Made: 6, G. Kuehn vs. VMI, Sept. 25
Punts: 7, M. Mesi at UNH, Sept. 18; at UD, Oct. 23
Punting Yards: 264, M. Mesi vs. VMI, Sept. 25
Punting Average: 44.5, M. Mesi vs. Rhode Island, Oct. 16
Punt Returns: 6, J. Shaw vs. VMI, Sept. 25
Punt Return Yards: 36, J. Shaw vs. VMI, Sept. 25
Kickoff Returns: 6, J. Lustig at UNC, Sept. 4
Kickoff Return Yards: 135, J. Lustig at UNC, Sept. 4
Kickoff Return Average: 37.0, E. Brooks at Delaware, Oct. 23
Interceptions: 2, R. Nickell vs. VMI, Sept. 25
Interception Yards: 70, J. Miller at Liberty, Oct. 9
Tackles: 16, C. Ndubueze at UNH, Sept. 18 & T. Wheeler vs. URI, Oct. 16
Solo Tackles: 10, C. Ndubueze at UNH, Sept. 18
Tackles for loss: 3.0, A. O'Connor vs. VU, Nov. 6
Sacks: 3.0, A. O'Connor vs. VU, Nov. 6
Pass Breakups: 3, S. Cason/A. Wheeling at Liberty, Oct. 9

TEAM GAME HIGHS

Pass Attempts: 41, at UNC, Sept. 4
PASS COMPLETIONS: 26, AT JMU, NOV. 13
Passing Yards: 378, vs. NU, Oct. 2
Passing TDs: 4, at Delaware, Oct. 23
Yards Per Pass: 12.3, at Liberty, Oct. 9
Rushing Attempts: 48, at UNH, Sept. 18
Rushing Yards: 280, at Towson, Oct. 30
Rushing TDs: 4, at Liberty, Oct. 9; vs. Villanova, Nov. 6
Yards Per Rush: 6.0, at Towson, Oct. 30
Total Yards: 585, at Towson, Oct. 30
Points Scored: 42, vs. VMI, Sept. 25
Touchdowns Scored: 6, vs. VMI, Sept. 25
Field Goals Made: 3, three times, last- at Liberty, Oct. 9
Field Goals Attempted: 4, vs. NU, Oct. 2
PATs Attempted: 6, at VMI, Sept. 25
PATs Made: 6, vs. VMI, Sept. 25
Punts: 7, at UNC, Sept. 4; at UNH, Sept. 18; at UD, Oct. 23
Punting Yards: 264, vs. VMI, Sept. 25
Punting Average: 44.5, vs. URI, Oct. 16
Punt Returns: 6, vs. VMI, Sept. 25
Punt Return Yards: 39, vs. URI, Oct. 16
Kickoff Returns: 6, at UNC, Sept. 4; vs. NU, Oct. 2
Kickoff Return Yards: 135, at UNC, Sept. 4
Kickoff Return Average: 29.0, vs. VU, Nov. 6
Interceptions: 3, vs. VMI, Sept. 25
Interception Yards: 70, at Liberty, Oct. 9
Forced Fumbles: 3, at UNC, Sept. 4
Fumble Return Yards: 33, at UNC, Sept. 4
Forced Turnovers: 4, at UNC, Sept. 4; vs. VMI, Sept. 25
Turnovers: 1, six times, last - at Towson, Oct. 30
Sacks: 7, at Liberty, Oct. 9
First Downs: 30, at Towson, Oct. 30
Third Down Conversion %: .611 (11-for-18), at TU, Oct. 30
Fourth Down Conversion %: 1.000 (2-for-2), at UNH, Sept. 18
Penalties: 10, at Liberty, Oct. 9
Penalty Yards: 90, at Liberty, Oct. 9
Possession Time: 35:59, at Towson, Oct. 30

ALL CAPS - HAPPENED LAST GAME.

2004 WILLIAM AND MARY WEEKLY LEADERS

Opponent	Rushes	Rush. Yds	Receptions	Rec. Yds.	Tackles	TFLs	Sacks
at UNC	9, Brooks, Smith	45, Brooks	6, Lustig, Thompson	112, Lustig	15, Miller	2.5, Nickell	0.5, Watson, O'Connor
at UNH	23, Smith	63, Smith	3, Lustig, Thompson	55, Thompson	16, Ndubueze	1.0, (6 players)	1.0, Wright, Pendleton
VMI	15, Smith	52, Smith	4, Thompson	66, Thompson	6, McLaurin, Ndubueze	2.0, Watson	1.0, O'Connor, Watson
NU	12, Smith	45, Brooks	6, Nicholas	157, Thompson	8, O'Connor, Ndubueze	1.5, O'Connor, Wright	1.0, O'Connor
at LU	19, Smith	51, Smith	10, Thompson	221, Thompson	8, Cason, McLaurin	2.5, Cason, Watson	2.0, Watson
URI	13, Smith	54, Brooks	7, Trinkle	58, Thompson	16, Wheeler	2.5, Nickell	none
at UD	10, Brooks	31, Smith	6, Thompson	244, Thompson	11, Cason, Ndubueze	1.0, Wheeler, Watson	1.0, Watson
at TU	18, Brooks	113, Smith	7, Thompson	122, Thompson	10, Miller	2.0, Wright	1.0, Kelly, Page
VU	17, Smith	76, Smith	6, Pitts	64, Pitts	8, Ndubueze	3.0, O'Connor	3.0, O'Connor
at JMU	9, Smith	23, Brooks	7, Nicholas	77, Nicholas	11, Ndubueze, Miller	1.5, O'Connor	none
UR							

2004 OPPONENT SINGLE GAME HIGHS

INDIVIDUAL GAME HIGHS

Pass Attempts: 40, S. Riccio (UD), Oct. 23
Pass Completions: 25, M. Burroughs (VU), Nov. 6
Passing Yards: 302, S. Riccio, (UD), Oct. 23
Passing TDs: 3, S. Brady (NU), 10/2; M. Burroughs (VU), 11/6
RUSHING ATTEMPTS: 36, R. HINES (JMU), NOV. 13
RUSHING YARDS: 198, R. HINES (JMU), NOV. 13
Rushing TDs: 3, R. McGill (UNC), Sept. 4
Receptions: 11, J. Long (UD), Oct. 23
Receiving Yards: 170, C. Parks (NU), Oct. 2
Receiving TDs: 2, three times, last - P. DiGiacomo (VU), Nov. 6
Total Offensive Yards: 308, S. Riccio (UD), Oct. 23
ALL PURPOSE YARDS: 202, R. HINES (JMU), NOV. 13
Total Points: 18, R. McGill (UNC), Sept. 4
Points Kicking: 7, C. Barth (UNC), Sept. 4
Points Rushing: 18, R. McGill (UNC), Sept. 4
Points Receiving: 12, three times, last - P. DiGiacomo (VU), Nov. 6
Field Goals Made: 2, B. Way (VMI), Sept. 25
Field Goals Attempted: 3, M. Kesic (NU), Oct. 2
PATs Attempted: 7, C. Barth (UNC), Sept. 4
PATs Made: 7, C. Barth (UNC), Sept. 4
Punts: 7, A. Peters (VMI), Sept. 25; N. Crouch (LU), Oct. 9
Punting Yards: 313, A. Peters (VMI), Sept. 25
Punting Average: 44.7, A. Peters (VMI), Sept. 25
Punt Returns: 5, J. Pollack (UNC), Sept. 4
Punt Return Yards: 47, J. Pollack (UNC), Sept. 4
Kickoff Returns: 4, three times, last - J. Outlaw (VU), Nov. 6
Kickoff Return Yards: 113, W. Marcus (TU), Oct. 30
Kickoff Return Average: 95.0, M. Gibson (VU), Nov. 6
Interceptions: 1, B. Osei (NU), Oct. 2
Interception Yards: n/a
TACKLES: 15, T. LEZOTTE (JMU), NOV. 13
Solo Tackles: 10, R. Woodard (UD), 10/23; J. Morgan (VU), 11/6
Tackles for loss: 3.0, B. Flenory (UNH), Sept. 18
Sacks: 2.0, B. Flenory (UNH), Sept. 18
Pass Breakups: 2, five times, last - E. Clark (TU), Oct. 30

ALL CAPS - HAPPENED LAST GAME

TEAM GAME HIGHS

Pass Attempts: 40, Delaware, Oct. 23
Pass Completions: 25, Villanova, Nov. 6
Passing Yards: 302, Delaware, Oct. 23
Passing TDs: 3, NU, Oct. 2; VU, Nov. 6
Yards Per Pass: 10.6, URI, Oct. 16
Rushing Attempts: 71, URI, Oct. 16
Rushing Yards: 321, UNC, Sept. 4
Rushing TDs: 5, UNC, Sept. 4
Yards Per Rush: 7.6, UNC, Sept. 4
Total Yards: 575, UNC, Sept. 4
Points Scored: 49, UNC, Sept. 4
Touchdowns Scored: 7, UNC, Sept. 4
Field Goals Made: 2, VMI, Sept. 25
Field Goals Attempted: 3, NU, Oct. 2
PATs Attempted: 7, UNC, Sept. 4
PATs Made: 7, UNC, Sept. 4
Punts: 7, UNH, Sept. 18; VMI, Sept. 25; LU, Oct. 9
Punting Yards: 313, VMI, Sept. 25
Punting Average: 44.7, VMI, Sept. 25
Punt Returns: 7, UNC, Sept. 4 & UNH, Sept. 18
Punt Return Yards: 63, UNC, Sept. 4
Kickoff Returns: 7, Towson, Oct. 30
Kickoff Return Yards: 174, VU, Nov. 6
Kickoff Return Average: 29.0, VU, Nov. 6
Interceptions: 1, NU, Oct. 2
Interception Yards: n/a
Forced Fumbles: 1, four times, last - Towson, Oct. 30
Fumble Return Yards: 3, UD, Oct. 23
Forced Turnovers: 1, five times, last - Towson, Oct. 30
Turnovers: 4, UNC, Sept. 4; VMI, Sept. 25
Sacks: 4, UNH, Sept. 18
First Downs: 26, Delaware, Oct. 23
Third Down Conversion %: .833 (10-for-12), UNC, Sept. 4
Fourth Down Conversion %: 1.000 (3-for-3), VU, Nov. 6
Penalties: 8, VMI, Sept. 25
Penalty Yards: 66, VMI, Sept. 25
Possession Time: 36:22, Delaware, Oct. 23

W&M LONGEST PLAYS OF THE SEASON

Rush: 35 yds, T. Viola at Towson, Oct. 30
RUSHING TD: 17 yds, J. Smith vs. Villanova, Nov. 6
Pass: 87* yds, L. Campbell to D. Thompson at UD, Oct. 23
Passing TD: 87*, L. Campbell to D. Thompson at UD, Oct. 23
Punt Return: 23 yds, J. Shaw vs. URI, Oct. 16
Kickoff Return: 58, D. Thompson vs. Villanova, Nov. 6
INT Return: 70 yds, J. Miller at LU, Oct. 9
Punt: 64, M. Mesi vs. VMI, Sept. 25
FIELD GOAL: 46 YDS, G. KUEHN AT JMU, NOV. 13
Drive: 88 yds, 8 plays, 1:34, TD, at UNC, Sept. 4

*ties longest pass play in W&M history.

OPPONENT LONGEST PLAYS OF THE SEASON

Rush: 49 yds, R. McGill (UNC), Sept. 4
Rushing TD: 12 yds, J. Lewis (UNC), Sept. 4
Pass: 62 yds, S. Riccio to D. Boler (UD), Oct. 23
Passing TD: 52 yds, J. Davis to J. Hill (URI), Oct. 16
Punt Return: 21 yds, J. Pollack (UNC), Sept. 4
Kickoff Return: 95 yds (TD), M. Gibson (VU), Nov. 6
INT Return: n/a
Punt: 62 yds, A. Peters (VMI), Sept. 25
Field Goal: 43 yds, B. Shushman (UD), Oct. 23
Drive: 95 yds, 14 plays, 5:37, TD, (UNC), Sept. 4

WILLIAM AND MARY SINGLE-GAME RECORDS

INDIVIDUAL RECORDS

SCORING

Most Points

36, Bill Palese vs. Bridgewater, 1931

Most Touchdowns

6, Bill Palese vs. Bridgewater, 1931

Most PATs

8, Terry Regan vs. Davidson, 1972

8, Greg Kuehn vs. VMI, 2002

Most Field Goals

4, Chris Dawson vs. Lehigh, 1992

4, Brian Shallcross vs. VU, 1995

4, Brett Sterba vs. Northeastern, 2000

TOTAL OFFENSE

Most Yards

454, David Corley vs. N' eastern, 2000

RUSHING

Rush Attempts

37, Wes Meeteer vs. Davidson, 1969

37, Troy Keen vs. Northeastern, 1994

37, Derek Fitzgerald vs. Penn, 1995

Rushing Yards

257, Phil Mosser vs. Ohio Wesl., 1970

PASSING

Pass Attempts

52, Mike Cook vs. UNH, 1998

Completions

35, Dave Murphy vs. Rutgers, 1983

Passing Yards

426, David Corley vs. N' eastern, 2000

Touchdown Passes

6, Shawn Knight vs. Maine, 1993

RECEIVING

Receptions

13, Rich Musinski vs. URI, 2003

13, Glen Bodnar vs. Colgate, 1984

Receiving Yards

244, Dominique Thompson at UD, 2004

240, Dave Conklin vs. VMI, 1997

TD Receptions

4, Dominique Thompson at UD, 2004

4, Vito Ragazzo vs. WFU, 1949

4, Corey Ludwig vs. Maine, 1993

SACKS

3.5, Luke Cullinane vs. VU, 1996

INTERCEPTIONS

4, Jack Bruce vs. Richmond, 1947

INDIVIDUAL LONG PLAYS

Rush from scrimmage

95 yds, John Truehart vs. Elon, 1934

Pass Completion

87 yds, Lang Campbell to Dominique Thompson at Delaware, 2004

87 yds, Dan Henning to Tom Scott vs. Navy, 1961

Punt

77 yds, Russell Brown, 1972

77 yds, Joe Agee, 1975

77 yds, Jack Freeman, 1942

Punt Return

101 yds, Dale Worrall vs. Bridgewater, 1932

Kickoff Return

100 yds, Dick Pawlewicz vs. UVA, 1974

Run With Fumble

91 yds, Meb Davis vs. Columbia, 1926

Run with Interception

93 yds, Marvin Graham vs. Virginia Tech, 1946

Field Goal

53 yds, Steve Christie vs. ETSU, 1987

53 yds, Steve Christie vs. UVA, 1988

53 yds, Brett Sterba vs. Delaware, 2000

TEAM RECORDS

Most Points Scored

95, vs. Bridgewater, 1931

Most Points Allowed

93, by Delaware, 1915

Most Yards Gained

681, vs. Richmond, 1991

Most Plays

100, vs. Virginia Tech, 1971

Rushing Yards

453, vs. Ohio Wesleyan, 1970

433, vs. Villanova, 1993

419, vs. Delaware, 1973

417, vs. Richmond, 1974

413, vs. VMI, 1993

Pass Attempts

55, vs. Virginia Tech, 1971

Pass Completions

35, vs. Rutgers, 1983

Passing Yards

498, vs. VMI, 1997

426, vs. Northeastern, 2000

414, vs. Miami (Ohio), 1982

412, vs. JMU, 1985

403, vs. East Carolina, 1981

First Downs

36, vs. VMI, 1991

36, vs. VMI, 1993

Most Interceptions

6, vs. Wake Forest, 1947

Best Defense Against the Run

-39 yds, vs. Colgate, 1988

-39 yds, vs. Villanova, 1996

-11 yds, Quantico, 1967

-6 yds, vs. Villanova, 1993

Best Defense Against the Pass

9 yds, vs. UMass, 1995

9 yds, vs. East Carolina, 1980

9 yds, vs. Appalachian State, 1976

10 yds, vs. Furman, 1999

11 yds, vs. VMI, 1993

WILLIAM AND MARY ALL-TIME OFFENSIVE PERFORMANCES

Note: This is corrected information from page 82 of the William and Mary football media guide. Changes were made in all three categories.

Top Passing Performances

1. 426, Dave Corley vs. NU, 10/28/00
2. 406, Stan Yagiello vs. JMU, 9/28/85
3. 401, David Murphy at Marshall, 11/5/83
4. 399, Chris Garrity at ECU, 11/14/81
5. 385, Greg DeGennaro at Bucknell, 9/20/86
6. 383, Kenny Lambiotte vs. Colgate, 9/6/86
7. 381, Mike Cook at N. Iowa, 12/7/96*
- 8. 378, L. Campbell vs. NU, 10/2/04**
9. 373, M. Cook vs. UNH, 10/24/98
- 10. 368, L. Campbell at LU, 10/9/04**
11. 360, D. Murphy vs. Rutgers, 10/22/83
- 12. 355, L. Campbell at Delaware, 10/23/04**
13. 352, M. Cook at Ga. Southern, 9/6/97
14. 346, D. Corley vs. VMI, 9/14/02
15. 345, Chris Hakel vs. Delaware, 9/14/91
345, S. Yagiello vs. Norfolk St., 9/14/85
17. 339, M. Cook vs. Hampton, 10/31/98
18. 329, C. Garrity vs. Richmond, 11/21/81
19. 326, D. Corley vs. Delaware, 9/28/02
20. 325, M. Cook vs. VMI, 9/14/96
325, C. Hakel at Virginia, 9/29/90

Top Rushing Performances

1. 257, Phil Mosser at Ohio Wes., 10/3/70
2. 219, Derek Fitzgerald vs. Penn., 10/14/95
3. 201, Alvin Porch at UConn., 10/18/97
- 4. 198, Jon Smith at UNH, 10/19/02**
5. 189, D. Fitzgerald at NU, 9/16/95
189, D. Fitzgerald vs. Villanova, 10/23/93
7. 186, A. Porch vs. Boston, 9/27/97
8. 183, A. Porch vs. Delaware, 11/2/96
9. 181, Robert Green at Navy, 9/21/91
10. 180, R. Green at Citadel, 9/8/90
11. 177, Tyrone Shelton vs. ETSU, 11/4/89
177, Hameen Ali vs. Delaware, 10/10/98
13. 173, A. Porch vs. Richmond, 11/15/97
14. 172, Bill Bowman vs. WFU, 9/19/53
15. 171, Jim Kruis vs. Navy, 10/16/76
16. 170, Troy Keen at Furman, 9/17/94
17. 165, R. Green vs. VMI, 10/13/90
18. 164, T. Shelton at Furman, 11/3/90
164, Keith Fimian vs. Virginia, 9/18/76
20. 159, A. Porch vs. JMU, 10/11/97

Top Receiving Performances

- 1. 244, Dom. Thompson at UD, 10/23/04**
2. 240, David Conklin at VMI, 9/13/97
3. 226, Mike Sutton at Marshall, 11/5/83
- 4. 221, Dom. Thompson at LU, 10/9/04**
5. 211, Kurt Wrigley vs. UR, 11/21/81
6. 198, Ron Gilliam vs. JMU, 9/28/85
7. 195, Chris Rosier at UConn., 10/18/97
8. 194, Rich Musinski vs. Delaware, 9/28/02
9. 191, R. Musinski at URI, 10/25/03
10. 184, C. Rosier at URI, 10/7/00
12. 183, Glenn Bodnar at Colgate, 11/10/84
12. 182, Dave Szydluk vs. JMU, 9/28/85
13. 168, C. Rosier at JMU, 10/28/00
14. 164, R. Musinski vs. UNH, 9/29/01
15. 162, D. Conklin vs. UConn., 11/14/98
16. 161, R. Musinski at UMass, 9/1/01
17. 158, Harry Mehre vs. Lehigh, 9/17/88
18. 157, Corey Ludwig at Delaware, 9/11/93
157, Domin. Thompson vs. NU, 10/2/04
20. 154, C. Ludwig at Lehigh, 11/2/1991

Most 200-yard Passing Games

- | | | |
|-----------|-------------------------|---------------------|
| 1. | 31 David Corley | 1998-2002 |
| 2. | 24 Chris Hakel | 1987-1991 |
| 3. | 22 Mike Cook | 1994-1998 |
| 4. | 20 Stan Yagiello | 1982-1985 |
| 5. | 14 Lang Campbell | 2001-present |
| 6. | 13 Shawn Knight | 1990-1994 |
| 7. | 7 Kenny Lambiotte | 1985-1986 |
| | 7 David Murphy | 1981-1983 |
| 9. | 6 Craig Argo | 1986-1989 |
| 10. | 4 Chris Garrity | 1979-1981 |

Most 100-yard Rushing Games

- | | | |
|-----|-----------------------|---------------------|
| 1. | 19 Derek Fitzgerald | 1991-1995 |
| 2. | 15 Robert Green | 1988-1991 |
| 3. | 14 Alvin Porch | 1993-1997 |
| 4. | 11 Jim Kruis | 1975-1977 |
| 5. | 10 Troy Keen | 1992-1995 |
| 6. | 9 Tyrone Shelton | 1987-1990 |
| 7. | 7 Michael Clemons | 1983-1986 |
| 8. | 5 Jon Smith | 2001-present |
| | 5 Hameen Ali, III | 1996-2000 |
| 10. | 4 Komlan Lonegran | 1998-2001 |
| 11. | 3 Delmus Coley | 2003-present |

Most 100-yard Receiving Games

- | | | |
|-----|-----------------------------|--------------|
| 1. | 21 Rich Musinski | 1999-2003 |
| 2. | 12 David Conklin | 1995-1999 |
| 3. | 8 Chris Rosier | 1996-2000 |
| | 8 Mark Compher | 1987-1990 |
| 5. | 7 Josh Whipple | 1992-1996 |
| 6. | 6 Ron Gilliam | 1983-1985 |
| | 6 Corey Ludwig | 1989-1993 |
| 8. | 5 Terry Hammons | 1991-1995 |
| | 5 Mike Sutton | 1981-1983 |
| 10. | 4 Dominique Thompson | 2001- |
| | 4 Harry Mehre | 1985-1988 |
| | 4 Jeff Sanders | 1982-1984 |
| | 4 Dave Szydluk | 1984-1987 |
| | 4 Mike Tomlin | 1990-1994 |
| | 4 Kurt Wrigley | 1980-1982 |

WILLIAM AND MARY SEASON PERFORMANCES

Top Passing Performances

- | | | |
|-----|---------------------------|----------|
| 1. | 378 Lang Campbell vs. NU | Oct. 2 |
| 2. | 368 Lang Campbell vs. LU | Oct. 9 |
| 3. | 355 Lang Campbell vs. UD | Oct. 23 |
| 4. | 323 Lang Campbell vs. JMU | Nov. 13 |
| 5. | 322 Lang Campbell vs. UNC | Sept. 4 |
| 6. | 268 Lang Campbell vs. TU | Oct. 30 |
| 7. | 232 Lang Campbell vs. VU | Nov. 6 |
| 8. | 192 Lang Campbell vs. URI | Oct. 16 |
| 9. | 160 Lang Campbell vs. VMI | Sept. 25 |
| 10. | 148 Lang Campbell vs. UNH | Sept. 18 |

200-yard Passing Games

Lang Campbell 7

300-yard Passing Games

Lang Campbell 5

Top Rushing Performances

- | | | |
|-----|--------------------------|----------|
| 1. | 113 Jon Smith, vs. TU | Oct. 30 |
| 2. | 93 Elijah Brooks vs. TU | Oct. 30 |
| 3. | 76 Jon Smith, vs. VU | Nov. 6 |
| 4. | 63 Jon Smith, vs. UNH | Sept. 18 |
| 5. | 60 Lang Campbell vs. VU | Nov. 6 |
| 6. | 54 Elijah Brooks vs. URI | Oct. 16 |
| 7. | 53 Tony Viola vs. TU | Oct. 30 |
| 8. | 52 Jon Smith, vs. VMI | Sept. 25 |
| 9. | 51 Jon Smith vs. LU | Oct. 9 |
| 10. | 45 Elijah Brooks vs. UNC | Sept. 4 |
| | 45 Elijah Brooks vs. NU | Oct. 2 |

100-yard Rushing Games

Jon Smith 1

Top Receiving Performances

- | | | |
|-----|--------------------------|----------|
| 1. | 244 Dom. Thompson vs. UD | Oct. 23 |
| 2. | 221 Dom. Thompson vs. LU | Oct. 9 |
| 3. | 157 Dom. Thompson vs. NU | Oct. 2 |
| 4. | 122 Dom. Thompson vs. TU | Oct. 30 |
| 5. | 112 Josh Lustig vs. UNC | Sept. 4 |
| 6. | 111 Joe Nicholas vs. NU | Oct. 2 |
| 7. | 83 Dom. Thompson vs. UNC | Sept. 4 |
| 8. | 77 Joe Nicholas vs. JMU | Nov. 13 |
| 9. | 66 Dom. Thompson vs. VMI | Sept. 25 |
| 10. | 64 John Pitts vs. VU | Nov. 6 |

100-yard Receiving Games

Dominique Thompson 4

Joe Nicholas 1

Josh Lustig 1

2004 WILLIAM AND MARY SCORING DRIVES/PLAYS

Opponent	Obtained	Plays	Yards	TOP	Result	Quarter	Play
North Carolina	Fumble	3	62	0:58	TD	First	Lustig 46-yard pass from Campbell
North Carolina	Kickoff	12	73	5:56	TD	First	Campbell 5-yard run
North Carolina	Fumble	4	4	1:40	TD	Second	Campbell 1-yard run
North Carolina	Interception	4	-2	1:37	FG	Second	Kuehn 21-yard field goal
North Carolina	Kickoff	10	80	4:22	TD	Third	Smith 2-yard run
North Carolina	Punt	8	88	1:34	TD	Fourth	Thompson 6-yard pass from Campbell
New Hampshire	Missed FG	13	67	5:12	FG	Second	Kuehn 27-yard field goal
New Hampshire	Punt	8	28	4:20	FG	Third	Kuehn 35-yard field goal
New Hampshire	Punt	10	64	4:34	FG	Fourth	Kuehn 21-yard field goal
VMI	Punt	10	63	4:00	TD	Second	Smith 2-yard run
VMI	Fumble	6	31	1:59	TD	Second	Brooks 6-yard run
VMI	Interception	2	34	0:34	TD	Second	Thompson 13-yard pass from Campbell
VMI	Interception	3	30	1:00	TD	Second	Nicholas 27-yard pass from Campbell
VMI	Kickoff	10	57	5:37	TD	Third	Smith 4-yard run
VMI	Punt	11	84	5:41	TD	Fourth	Taylor 4-yard pass from Potts
Northeastern	Punt	8	34	4:12	TD	First	Campbell 2-yard run
Northeastern	Kickoff	6	71	1:26	TD	Second	Campbell 2-yard run
Northeastern	Kickoff	8	72	3:54	TD	Third	Brooks 4-yard run
Northeastern	Kickoff	8	65	3:30	FG	Third	Kuehn 30-yard field goal
Northeastern	Missed FG	10	74	4:54	FG	Fourth	Kuehn 28-yard field goal
Northeastern	Interception	3	80	0:50	TD	Fourth	Thompson 77-yard pass from Campbell
Northeastern	Missed FG	6	14	---	FG	Overtime	Kuehn 28-yard field goal
Liberty	Punt	10	80	3:23	FG	First	Kuehn 22-yard field goal
Liberty	Kickoff	11	84	3:58	TD	First	Brooks 1-yard run
Liberty	Punt	8	53	2:51	TD	Second	Campbell 1-yard run
Liberty	Fumble	10	46	4:52	FG	Second	Kuehn 20-yard field goal
Liberty	Kickoff	7	64	3:01	TD	Third	Smith 1-yard run
Liberty	Punt	6	47	1:43	FG	Third	Kuehn 28-yard field goal
Liberty	Interception	3	9	1:29	TD	Fourth	Smith 1-yard run
Rhode Island	Kickoff	13	77	6:15	TD	First	Trinkle 3-yard pass from Campbell
Rhode Island	Punt	6	33	2:30	TD	First	Trinkle 3-yard pass from Campbell
Rhode Island	Punt	9	40	3:03	FG	Second	Kuehn 28-yard field goal
Rhode Island	Kickoff	12	82	4:51	TD	Third	Campbell 4-yard run
Rhode Island	Kickoff	8	60	4:10	TD	Fourth	Brooks 2-yard run
Delaware	Kickoff	6	44	2:27	TD	First	Thompson 10-yard pass from Campbell
Delaware	Punt	3	69	0:26	TD	First	Thompson 62-yard pass from Campbell
Delaware	Kickoff	3	77	1:40	TD	First	Thompson 87-yard pass from Campbell
Delaware	Punt	3	80	0:55	TD	Fourth	Thompson 64-yard pass from Campbell
Towson	Punt	1	46	0:07	TD	First	Thompson 46-yard pass from Campbell
Towson	Punt	9	71	2:22	TD	Second	Smith 1-yard run
Towson	Punt	8	67	4:45	TD	Second	Thompson 21-yard pass from Campbell
Towson	Interception	12	65	3:53	FG	Second	Kuehn 32-yard field goal
Towson	Punt	6	62	2:03	TD	Third	Brooks 8-yard run
Towson	Punt	9	56	4:16	TD	Third	Bratton 1-yard pass from Campbell
Towson	Kickoff	9	33	4:03	FG	Fourth	Kuehn 43-yard field goal
Villanova	Kickoff	11	72	4:21	TD	First	Smith 1-yard run
Villanova	Kickoff	10	66	4:25	TD	Second	Campbell 1-yard run
Villanova	Kickoff	13	73	5:58	TD	Third	Nicholas 6-yard pass from Campbell
Villanova	Free kick	11	51	4:10	TD	Fourth	Smith 1-yard run
Villanova	Interception	4	33	0:48	TD	Fourth	Smith 17-yard run
James Madison	Kickoff	11	63	4:31	FG	Second	Kuehn 28-yard field goal
James Madison	Punt	9	85	5:00	TD	Third	Otey 1-yard pass from Campbell
James Madison	Kickoff	8	71	1:59	TD	Fourth	Pitts 5-yard pass from Campbell
James Madison	Fumble	3	21	1:28	TD	Fourth	Smith 3-yard run
James Madison	Kickoff	5	43	0:45	FG	Fourth	Kuehn 46-yard field goal

TRIBE FOOTBALL
HONOR ROLL

A-10 Offensive Player of the Week

Lang Campbell, Sept. 5
Dominique Thompson, Oct. 23
Lang Campbell, Nov. 14

A-10 Defensive Player of the Week

Adam O'Connor, Nov. 7

A-10 Special Teams Player of the Week

Greg Kuehn, Sept. 19
Greg Kuehn, Oct. 3

I-AA.org Weekly All-Star

Lang Campbell, Sept. 5
Dominique Thompson, Oct. 25

ESPN/USA Today

I-AA Offensive Player of the Week

Dominique Thompson, Oct. 25

**Don Hansen National Offensive
Co-Player of the Week**

Lang Campbell, Sept. 5
Dominique Thompson, Oct. 24

Atlantic 10 Preseason Honors

First Team Offense:

Lang Campbell, QB
Adam Bratton, TE

First Team Defense:

Travis McLaurin, LB

Second Team Specialists:

Michael Mesi, P
Greg Kuehn, PK

I-AA.org Preseason Honors

Honorable Mention All-America:

Lang Campbell, QB

National Team Rankings/Ratings

I-AA.org AGS Top 25

W&M # 7

I-AA.org Gridiron Power Index

W&M # 3

Don Hansen Gazette Top 40

W&M # 2

USA Today Sagarin Rating

W&M # 3



Sophomore tailback Elijah Brooks has been a key part of W&M's success in the red zone this season, having scored all five of his rushing TDs from inside the opponent's 20-yard line.

WILLIAM AND MARY IN THE "RED-ZONE"

Opponent	WM In Red Zone	WM TDs	WM FGs	WM FGs Missed	WM No Score	WM RZ Score %
North Carolina	5	4	1	0	0	100.0
New Hampshire	3	0	3	0	0	100.0
VMI	5	5	0	0	0	100.0
Northeastern	6	3	3	0	0	100.0
Liberty	7	4	3	0	0	100.0
Rhode Island	5	4	1	0	0	100.0
Delaware	1	1	0	0	0	100.0
Towson	5	3	1	0	1*	.800
Villanova	6	5	0	0	1	.833
James Madison	5	3	1	1	0	.800
Richmond						
SEASON	48	32	13	1	2	.938

*W&M kneeled down inside the 20-yard line to run out the clock.

OPPONENTS IN THE RED-ZONE

Opponent	Opp. In Red Zone	Opp. TDs	Opp. FGs	Opp. FGs Missed	Opp. No Score	Opp. RZ Score %
North Carolina	6	6	0	0	0	100.0
New Hampshire	2	1	0	1	1	.500
VMI	2	0	1	0	1	.500
Northeastern	6	4	0	1	2	.667
Liberty	2	2	0	0	0	100.0
Rhode Island	3	2	1	0	0	100.0
Delaware	4	3	0	0	1	.750
Towson	1	0	1	0	0	100.0
Villanova	3	3	0	0	0	100.0
James Madison	3	2	1	0	0	100.0
Richmond						
SEASON	32	23	4	2	5	.844

2004 WILLIAM AND MARY GAME-BY-GAME RESULTS

UNC 49, W&M 38

CHAPEL HILL, NC (9/4/04) -- Despite career days from **Lang Campbell** and **Josh Lustig** and four first-half turnovers, the Tar Heels used three fourth-quarter TDs from Ronnie McGill to rally past the Tribe, 49-38, at Kenan Stadium.

Campbell had the Division I-A North Carolina defense on its "heels" most of the afternoon, throwing for a career-high 322 yards and two TDs, including a 46-yard strike to Lustig to open the scoring. Lustig hauled in a career-best 112 yards on six catches. Campbell added a pair of rushing TDs in the first half and **Greg Kuehn** booted a 21-yard FG as time expired, as the Tribe built a 10-point halftime lead.

Stephen Cason and **Alan Wheeling** each forced a fumble in the first half, **Travis McLaurin** recovered two fumbles in the first half, including one he returned 33 yards and **Wade Harrell** returned his third-career interception 37 yards to set up Kuehn's FG, as W&M forced four turnovers in a game for the first time since 2002 (IU). **James Miller**, who also recovered a fumble, led the Tribe with 15 tackles.

Dominique Thompson, a NC native, caught six passes for 83 yards and a TD, while **Jon Smith** added a 2-yard TD run.

	1	2	3	4	Final
William and Mary	14	10	7	7	38
North Carolina	7	7	14	21	49

Scoring Summary

Qtr	Team	Score	Time
1st	W&M	Lustig 46 pass from Campbell (Kuehn kick)	12:29
	UNC	Lewis 12 run (Barth kick)	6:46
	W&M	Campbell 5 run (Kuehn kick)	0:50
2nd	UNC	Scott 8 run (Barth kick)	13:07
	W&M	Campbell 1 run (Kuehn kick)	7:35
	W&M	FG Kuehn 21	0:00
3rd	UNC	Bowman 19 pass from Durant (Barth kick)	11:49
	W&M	Smith 2 run (Kuehn kick)	7:27
	UNC	Mitchell 29 pass from Durant (Barth kick)	1:50
4th	UNC	McGill 4 run (Barth kick)	13:32
	UNC	McGill 10 run (Barth kick)	11:05
	UNC	McGill 7 run (Barth kick)	6:57
	W&M	Thompson 6 pass from Campbell (Kuehn kick)	0:00

	W&M	UNC
First Downs	21	23
Rushes - Yards	31-120	45-341
Att-Cmp-Int	41-23-0	24-14-1
Pass Yards	322	234
Total Offense	442	575
Total Plays	72	69
Fumbles - Lost	0-0	3-3
3rd Down Conv.	5-16	10-12
Penalties - Yards	5-45	3-20
Sacks by - Yards	1-1	0-0
Time of Possession	31:41	28:19

Rushing

W&M: Brooks 9-45, Campbell 6-35 (2 TD), Smith 9-24 (TD), Thompson 1-13, Parrott 1-4, McLaurin 5-1.
UNC: McGill 13-137 (3 TD), Lewis 15-125 (TD), Scott 11-76 (TD), Durant 6-13.

Passing

W&M: Campbell 23-41-0 322 (2 TD).
UNC: Durant 14-24-1 234 (2 TD)

Receiving

W&M: Lustig 6-112 (TD), Thompson 6-83 (TD), Nicholas 4-48, Pitts 2-28, Bratton 1-18, McLaurin 1-12, Brooks 1-10, Trinkle 1-6, Parrott 1-5.

UNC: Bowman 6-61 (TD), Phillips 3-65, Holley 2-35, Pollock 1-38, Mitchell 1-29 (TD), Hedgecock 1-6.

Defense

W&M: Miller 15 (8 solo, FR, BrUp), Tra. McLaurin 7 (2 FR), Cason 6 (FF, PBU), Nickell 6 (2 TFL), O'Connor 3 (0.5 sack, 2 QBH), Watson 3 (0.5 sack), Harrell (INT).

Attendance: 43,500

W&M 9, #10 UNH 7

DURHAM, NH (9/18/04) - All-conference kicker **Greg Kuehn** connected on field goals of 27, 35 and 21 yards and the Tribe defense held the Wildcats' high-powered offense in check, as W&M won its conference-opener, 9-7, over 10th-ranked New Hampshire at rained-soaked Cowell Stadium.

Playing in heavy rains from the remnants of Hurricane Ivan, W&M held UNH to 226 offensive yards, nearly 150 below its average, after yielding 575 yard to North Carolina two weeks prior. It was the fewest yards allowed by a W&M defense since yielding 141 to Massachusetts in the 2001 season-opener.

All-American candidate **Lang Campbell** and the Tribe offense were efficient in the treacherous conditions, as Campbell threw for 148 yards on 11 for 23 passing and ran for 42 yards on 14 attempts. With 148 passing yards, he moved into 10th place on the W&M career passing list. Senior Jon Smith churned out 63 yards on 23 carries.

Kuehn kicked three field goals for the fourth time in his career, with the last coming in a win over Rhode Island on Oct. 25, 2003.

Chris Ndubueze paced the defense with a career-high 16 tackles, including 10 solo stops. Junior **Larry Pendleton** tallied seven tackles and a sack, while sophomore **Josh Wright**, who made his first career start, also recorded a sack.

The win gave W&M its first victory over a ranked opponent since knocking off 15th-ranked Northeastern in Williamsburg on Oct. 26, 2002.

	1	2	3	4	Final
William and Mary	0	3	6	0	9
#10 New Hampshire	7	0	0	0	7

Scoring Summary

Qtr	Team	Score	Time
1st	UNH	Harvey 1 run (McCormack kick)	5:48
2nd	W&M	FG Kuehn 27	0:00
3rd	W&M	FG Kuehn 35	9:41
	W&M	FG Kuehn 21	3:06

	W&M	UNH
First Downs	13	13
Rushes - Yards	48-123	42-123
Att-Cmp-Int	23-11-0	21-12-0
Pass Yards	148	103
Total Offense	271	226
Total Plays	71	63
Fumbles - Lost	2-1	1-0
3rd Down Conv.	5-16	5-16
Penalties - Yards	6-50	2-25
Sacks by - Yards	2-17	4-18
Time of Possession	35:13	24:47

Rushing

W&M: Smith 23-63, Campbell 14-42, Brooks 4-10, McLaurin 3-9, Parrott 1-2, Thompson 1(-1).
UNH: Harvey 28-75 (TD), Santos 9-35, McCoy 3-12, Bailey 2-1.

Passing

W&M: Campbell 23-11-0 148.
UNH: Santos 21-12-0 103.

Receiving

W&M: Thompson 3-55, Lustig 3-51, Pitts 2-20, Nicholas 1-9, Brooks 1-8, Trinkle 1-5.
UNH: Kreider 4-27, Williams 3-38, Diner 2-21, Ball 1-9, Bailey 1-5, Harvey 1-3.

Defense

W&M: Ndubueze 16 (10 solo), Miller 9 (5 solo), McLaurin 8 (4 solo, TFL), Riley 7 (TFL), McCarthy 7 (TFL), Pendleton 7 (sack), Kelly 5 (TFL), Wright 4 (sack).
Attendance: 3,512

W&M 42, VMI 6

WILLIAMSBURG (9/25/04) - All-American candidate **Lang Campbell** threw for 137 yards and a pair of touchdowns in the first half to surpass the 3,000-yard mark for his career, as W&M used four second-quarter touchdowns and another outstanding defensive effort to knock off state-rival VMI, 42-6, in front of 8,101 fans at Zable Stadium.

Playing on his 23rd birthday, Campbell went over the 3,000-yard plateau in the first quarter and went on to complete 11-of-15 passes for 160 yards to move into ninth place (3,136) on the College's career passing yards lists. With two TD passes, Campbell also moved into eighth place (28) on the career list at W&M.

The Tribe defense forced four turnovers for the second time this season (UNC) and held the Keydets to 197 total yards, the first time a W&M defense surrendered fewer than 200 total yards since a season-opening win at UMass in 2001 (146). Dating back to a 9-7 win at UNH on Sept. 18, W&M has not allowed a touchdown for over seven consecutive quarters, a feat that has not been accomplished since 1995.

Sophomore linebacker **Ryan Nickell** recorded interceptions on consecutive VMI offensive plays from scrimmage, while all-conference linebacker **Travis McLaurin** and **Chris Ndubueze** each had six tackles and defensive end **Adam O'Connor** recorded five stops, a sack and three quarterback hurries.

Senior tailback **Jon Smith** led the Tribe ground game with 52 yards and two TDs, as he inched closer to 2,000 rushing yards for his career (1,899).

	1	2	3	4	Final
VMI	0	6	0	0	6
William & Mary	0	28	7	7	42

Scoring Summary

Qtr	Team	Score	Time
2nd	W&M	Smith 2 run (Kuehn kick)	14:56
	W&M	Brooks 6 run (Kuehn kick)	12:42
	VMI	FG Way 28	7:35
	W&M	Thompson 13 pass from Campbell (Kuehn kick)	3:58
	W&M	Nicholas 27 pass from Campbell (Kuehn kick)	2:52
	VMI	FG Way 39	0:42
3rd	W&M	Smith 1 run (Kuehn kick)	9:23
4th	W&M	Taylor 4 pass from Potts (Kuehn kick)	6:20

	W&M	VMI
First Downs	19	15
Rushes - Yards	45-98	31-49
Att-Cmp-Int	23-15-0	39-19-3
Pass Yards	207	148
Total Offense	305	197
Total Plays	68	70
Fumbles - Lost	1-1	2-1
3rd Down Conv.	8-14	3-17
Penalties - Yards	6-56	8-66
Sacks by - Yards	2-22	3-22
Time of Possession	33:10	26:50

Rushing

W&M: Smith 15-52 (2 TD), McLaurin 8-38, Brooks 12-28 (TD), Parrott 2-7, Campbell 4-5, Potts 1-5, Thompson 1-15.

VMI: Hollingsworth 10-19, Mizzer 9-14, Jackson 4-12, Lyles 2-8, Poldiak 5-3.

Passing

W&M: Campbell 15-11-0 160 (2 TD), Potts 8-4-0 47 (TD).
VMI: Lyles 24-9-3 64, Poldiak 15-10-0 84.

Receiving

W&M: Thompson 4-66 (TD), 2-47 (TD), Davis 2-40, Pitts 2-29, McLaurin 2-6, Parrott 1-13, Taylor 1-4 (TD), Brooks 1-2.
VMI: Burden 5-57, Jackson 4-25, Gilliland 2-22, Monteleone 2-15.

Defense

W&M: McLaurin 6 (4 solo, TFL), Ndubueze 6 (3 solo), O'Connor 5 (sack, FF, QBH), Cason 3 (TFL), Muldrow 3 (5 TFL), Waston, 2 (sack, 2 TFL, FR), Nickell 2 (2 INT), Miller 2 (INT, PBU), Williamson 1 (.5 TFL).
Attendance: 8,101

2004 WILLIAM AND MARY GAME-BY-GAME RESULTS

W&M 38, #16 NU 35 (OT)

WILLIAMSBURG (10/2/04) - Powered by a career-best 378-yard passing performance by All-American candidate **Lang Campbell**, the College pulled off a thrilling 38-35 overtime victory over 16th-ranked Northeastern at Zable Stadium.

The decisive points came off the foot of all-conference kicker **Greg Kuehn**, who nailed a 28-yard FG in the first overtime period. He ended the afternoon converting three of his four FG opportunities.

After the Tribe scored on a 77-yard TD pass from Campbell to **Dominique Thompson** with 2:34 remaining in the fourth quarter, and also got the two-point conversion on a pass to redshirt freshman receiver **Joe Nicholas**, W&M had a 35-28 lead. But, NU quarterback Shawn Brady's third TD pass tied the game with 42 seconds remaining and forced OT.

W&M won the toss and elected to play defense first. On the Huskies' first snap, junior **Adam O'Connor** sacked Brady, and NU eventually missed a 53-yard FG attempt. On the Tribe's OT possession, Nicholas caught a key first-down pass from Campbell on third-and-long, and two plays later Kuehn drilled the game-winner.

Campbell ended the day 22 of 36 for 378 yards, including the score to Thompson. He also ran for a pair of TDs. The 378 passing yards ranks as the eighth-best single-game performance in W&M history, and it was his second game over 300 yards in four games this season.

Thompson led the Tribe with a career-high 157 yards on five grabs, while Nicholas hauled in a career-best 111 yards on six catches.

	1	2	3	4	OT	Final
#16 Northeastern	0	14	14	7	0	35
William & Mary	7	7	10	11	3	38

Scoring Summary

Qtr	Team	Score	Time
1st	W&M	Campbell 2 run (Kuehn kick)	4:27
2nd	NU	Parks 27 pass from Brady (Kescic kick)	8:19
	NU	Parks 23 pass from Brady (Kescic kick)	1:53
	W&M	Campbell 2 run (Kuehn kick)	0:27
3rd	W&M	Brooks 4 run (Kuehn kick)	11:06
	NU	West 2 run (Kescic kick)	8:54
	W&M	FG Kuehn 30	5:24
	NU	Murray 1 run (Kescic kick)	2:57
4th	W&M	FG Kuehn 28	6:57
	W&M	Thompson 77 pass from Campbell (Kuehn kick)	2:34
	NU	Mitchell 3 pass from Brady (Kescic kick)	0:42
OT	W&M	FG Kuehn 28	

	W&M	NU
First Downs	20	20
Rushes - Yards	33-96	35-90
Att-Cmp-Int	36-22-1	33-18-1
Pass Yards	378	301
Total Offense	474	391
Total Plays	69	68
Fumbles - Lost	0-0	1-0
3rd Down Conv.	6-14	8-16
Penalties - Yards	3-35	5-57
Sacks by - Yards	1-10	1-11
Time of Possession	31:46	28:14

Rushing

W&M: Brooks 11-45 (TD), Smith 12-41, Campbell 8-9 (2 TD), Parrott 1-2.
 NU: West 12-48 (TD), Murray 13-37 (TD), Gyles 7-15, Brady 2-9.

Passing

W&M: Campbell 36-22-1 378 (TD).
 NU: Brady 33-18-1 301 (3 TD).

Receiving

W&M: Nicholas 6-111, Thompson 5-157 (TD), Trinkle 3-55, Smith 3-14, Brooks 2-31, Davis 1-5, Pitts 1-4, Bratton 1-1.
 NU: Parks 7-170 (2 TD), Mitchell 6-86 (TD), Graham 1-14.

Defense

W&M: O'Connor 8 (1.0 sack, 1.5 TFL), Ndubueze 8 (3 solo, .5 TFL), McLaurin 7 (5 solo), Wheeling 7 (5 solo), Wright 5 (3 solo, 1.5 TFL), Cason 4 (2 solo, 1.0 TFL, PBU), Miller 4 (INT, 2 PBU), Shaw 3 (.5 TFL).
Attendance: 8,267

#18 W&M 37, LU 17

LYNCHBURG, VA (10/9/04) - Senior All-American candidate **Lang Campbell** threw for 368 yards, including 221 to senior wide receiver **Dominique Thompson**, as the 18th-ranked College of William and Mary defeated Liberty, 37-17.

In the first-ever meeting between the schools, Campbell completed 19-of-30 passes to surpass the 300-yard mark for the second time in as many games and the third time this season. Thompson pulled in a career-high 10 catches for a personal-best 221 yards, which ranks as the third-best single-game performance in W&M history behind only David Conklin's 240-yard performance against VMI on Sept. 13, 1997, and Mike Sutton's 226-yard effort at Marshall on Nov. 5, 1983. The College piled up a season-high 498 total yards of offense to the Flames' 264.

Senior **Jon Smith** carried 19 times for 51 yards and a pair of TDs, while Campbell and sophomore **Elijah Brooks** each added a score on the ground, as W&M recorded a season-high four rushing TDs.

Junior cornerback **Stephen Cason** had an outstanding game to pace the defense, sharing team-high honors with eight total tackles, in addition to 1.5 sacks, three pass breakups and 2.5 total tackles for loss. The Tribe defense recorded a season-high seven sacks, led by **Jonas Watson** with two. All-conference candidate **Adam O'Connor** registered 1.5 sacks to bring his team-leading total to 4.5.

The win gave W&M its fourth consecutive victory and eighth-straight win over a Division I-AA opponent, dating back to the 2003 season.

	1	2	3	4	Final
#18 William & Mary	10	10	10	7	37
Liberty	3	0	7	7	17

Scoring Summary

Qtr	Team	Score	Time
1st	W&M	FG Kuehn 22	8:53
	LU	FG Kolegue 41	5:24
	W&M	Brooks 1 run (Kuehn kick)	1:20
2nd	W&M	Campbell 1 run (Kuehn kick)	11:57
	W&M	FG Kuehn 20	2:56
3rd	W&M	Smith 1 run (Kuehn kick)	11:51
	LU	Gado 2 run (Kolegue kick)	8:48
	W&M	FG Kuehn 28	2:37
4th	W&M	Smith 1 run (Kuehn kick)	3:23
	LU	Hamilton 1 run (Kolegue kick)	0:18

	W&M	LU
First Downs	18	17
Rushes - Yards	43-130	33-61
Att-Cmp-Int	30-19-0	35-18-1
Pass Yards	368	203
Total Offense	498	264
Total Plays	73	68
Fumbles - Lost	1-1	2-1
3rd Down Conv.	9-18	3-15
Penalties - Yards	10-90	3-20
Sacks by - Yards	7-46	0-0
Time of Possession	30:55	28:47

Rushing

W&M: Smith 19-51 (2 TD), Brooks 14-34 (TD), Campbell 8-32 (TD), Nicholas 1-15.
 LU: Gado 20-97 (TD), Johnson 2-8, Hamilton 1-1 (TD), Troth 9-45.

Passing

W&M: Campbell 30-19-0 368.
 LU: Troth 23-11-1 124, Johnson 11-7-0 79, Hamilton 1-0-0.

Receiving

W&M: Thompson 10-221, Pitts 3-46, Smith 2-29, Trinkle 1-34, Troester 1-28, Taylor 1-6, Brooks 1-4.
 LU: Williams 6-94, Hamilton 3-15, Jackson 2-34, Cline 2-21, Gado 2-10, Turner 1-17, Luck 1-8, Grigsby 1-4.

Defense

W&M: Cason 8 (7 solo, 1.5 sack, 2.5 TFL, 3 PBU), McLaurin 8 (FR), Miller 7 (INT), McCarthy 6 (TFL, FF, .5 sack), Nickell 6 (sack, 1.5 TFL), O'Connor 5 (1.5 sack, 2 TFL), Watson 4 (2 sack, 2.5 TFL), Williamson 3 (.5 sack, .5 TFL).
Attendance: 9,603

#16 W&M 31, URI 24

WILLIAMSBURG, VA (10/16/04) - All-American candidate, senior quarterback **Lang Campbell** threw a pair of first-quarter TD passes to sophomore tight end **Matt Trinkle** and later rushed for another score, as the 16th-ranked Tribe held off Rhode Island, 31-24, in front of Homecoming crowd of 8,774 at Zable Stadium.

With the game tied at 24-24, sophomore tailback **Elijah Brooks** plowed into the end zone from two yards out with just over eight minutes remaining in the game for the decisive points. Brooks led the Tribe ground attack with 54 yards on 12 carries, while senior **Jon Smith** surpassed the 2,000-yard mark for his career (2,027) with 36 yards on 13 attempts.

Campbell completed 20-of-27 passes for 192 yards, and Trinkle recorded a career-high seven catches for a personal-best 51 yards. With two TD passes, Campbell moved into seventh place on the W&M career list (31), while also moving into seventh place on the W&M career passing yardage list (4,074).

Junior linebacker **Thad Wheeler** registered a career-high 16 tackles filling in for starter Travis McLaurin, who was hampered by a knee injury suffered early on. Fellow linebacker **Chris Ndubueze** made 14 total stops, and junior safety **James Miller** was in on 13 total tackles to give the Tribe three players in double-digit tackles.

With the win, W&M won its fifth consecutive game overall and its seventh-straight conference game dating back to last season. It was also the Tribe's eighth consecutive win over a Division I-AA opponent, dating back to 2003.

	1	2	3	4	Final
Rhode Island	7	3	7	7	24
#16 William & Mary	14	3	7	7	31

Scoring Summary

Qtr	Team	Score	Time
1st	URI	Hill 52 pass from Davis (Gianneccchini kick)	12:18
	W&M	Trinkle 3 pass from Campbell (Kuehn kick)	6:03
	W&M	Trinkle 3 pass from Campbell (Kuehn kick)	0:07
2nd	URI	FG Gianneccchini 29	6:21
	W&M	FG Kuehn 28	0:04
3rd	URI	Davis 6 run (Gianneccchini kick)	11:45
	W&M	Campbell 4 run (Kuehn kick)	6:54
4th	URI	Davis 1 run (Gianneccchini kick)	12:19
	W&M	Brooks 2 run (Kuehn kick)	8:09

	W&M	URI
First Downs	19	25
Rushes - Yards	33-97	71-282
Att-Cmp-Int	27-20-0	12-6-0
Pass Yards	192	127
Total Offense	289	409
Total Plays	60	83
Fumbles - Lost	1-0	1-0
3rd Down Conv.	7-12	7-16
Penalties - Yards	2-15	4-45
Sacks by - Yards	0-0	1-6
Time of Possession	28:15	31:45

Rushing

W&M: Smith 13-36, Brooks 12-54 (TD), Campbell 6-10 (TD).
 URI: Ham 32-106, Davis 19-65 (2 TD), Poole 8-73, Jones 6-14, Porter 5-7, Hill 1-17.

Passing

W&M: Campbell 27-20-0 192 (2 TD).
 URI: Davis 12-6-0 127 (TD).

Receiving

W&M: Trinkle 7-51 (2 TD), Thompson 4-58, Pitts 3-27, Brooks 3-26, Nicholas 2-15, Davis 1-15.
 URI: Hill 2-65 (TD), Bowers 2-8, Poole 1-45, West 1-9.

Defense

W&M: Wheeler 16 (2.0 TFL), Ndubueze 14, Miller 13 (.5 TFL), Nickell 9 (2.5 TFL), Shaw 7 (1.0 TFL, PBU), Wright 7 (1.5 TFL), Cason 6 (1.0 TFL).
Attendance: 8,774

2004 WILLIAM AND MARY GAME-BY-GAME RESULTS

#3 UD 31, #14 W&M 28

NEWARK, DE (10/23/04) - Despite a record-setting performance from senior wide receiver **Dominique Thompson** and four TD passes from All-American candidate, senior **Lang Campbell**, the 14th-ranked Tribe dropped a hard-fought 31-28 decision to third-ranked Delaware in front of 22,058 fans at Delaware Stadium.

Thompson set a W&M single-game record with 244 receiving yards, surpassing the previous mark of 240 set by Dave Conklin against VMI in 1997. He also caught all four of Campbell's TD passes, matching a W&M record also held by Vito Ragazzo (1949, vs. WFU) and Corey Ludwig (1993, vs. Maine).

Campbell completed 20 of 30 passes for 355 yards and a career-best four TDs, surpassing the 300-yard mark for the fourth time this season.

The duo connected on scoring plays of 10, 62, 87 and 64 yards with the 87-yard completion tying the longest pass play in W&M history (Dan Henning to Tom Scott vs. Navy, 1961).

W&M scored on its first three possessions and held a 21-7 advantage in front of shocked sellout crowd at the end of one quarter, but the defending I-AA National Champions outscored the Tribe 24-7 to close the game, capped by a 25-yard TD pass from Sonny Riccio to Joseph Bleymaier with 4:41 remaining.

Junior linebacker **Chris Ndubueze** and junior corner **Stephen Cason** share the team-lead with 11 tackles apiece, while sophomore end **Josh Wright** recorded a career-high 10 stops in the loss.

	1	2	3	4	Final
#14 William & Mary	21	0	0	7	28
#3 Delaware	7	17	0	7	31

Scoring Summary

Qtr	Team	Score	Time
1st	W&M	Thompson 10 pass from Campbell (Kuehn kick)	12:33
	W&M	Thompson 62 pass from Campbell (Kuehn kick)	11:34
	UD	Long 5 pass from Riccio (Shushman kick)	6:12
	W&M	Thompson 87 pass from Campbell (Kuehn kick)	4:26
2nd	UD	Lee 2 run (Shushman kick)	8:33
	UD	FG Shushman 43	5:58
	UD	Lee 2 run (Shushman kick)	0:44
4th	W&M	Thompson 64 pass from Campbell (Kuehn kick)	12:15
	UD	Bleymaier 25 pass from Riccio (Shushman kick)	4:41

	W&M	UD
First Downs	16	26
Rushes - Yards	25-30	46-149
Att-Cmp-Int	30-20-0	40-24-0
Pass Yards	355	302
Total Offense	385	451
Total Plays	55	86
Fumbles - Lost	2-1	0-0
3rd Down Conv.	6-13	10-18
Penalties - Yards	9-55	3-30
Sacks by - Yards	1-8	3-26
Time of Possession	23:38	36:22

Rushing

W&M: Brooks 10-13, Smith 8-31, Campbell 7-14.
UD: Lee 18-78 (2 TD), Starks 14-66, Cuff 3-8, Riccio 7-6, Team 3-4, Long 1-5.

Passing

W&M: Campbell 30-20-0 355 (4 TD).
UD: Riccio 40-24-0 302 (2 TD).

Receiving

W&M: Thompson 6-244 (4 TD), Nicholas 5-39, Brooks 3-30, Pitts 3-16, Smith 2-21, Parrott 1-5.
UD: Long 11-108 (TD), Boler 7-155, LaForgia 3-11, Bleymaier 1-25 (TD), Lee 1-3, Starks 1-0.

Defense

W&M: Cason 11 (PBU), Ndubueze 11 (2 PBU), Wright 10, Miller 9, Wheeler 9 (TFL), Shaw 7, Nickell 6, McCarthy 5, Watson 3 (1.0 sack).

Attendance: 22,058

#16 W&M 41, TU 16

TOWSON, MD (10/30/04) - Senior All-American candidate, quarterback **Lang Campbell** threw for 268 yards and three touchdowns in three quarters, and the 16th-ranked Tribe piled up a season-high 585 yards of total offense to subdue Towson, 41-16.

Campbell completed 20-of-29 attempts and his three touchdown passes brought his season total to 14, seven of which have come in the last two games. The 268 passing yards brought his career total to 4,697, moving him into sixth place on the W&M career list, while his three TD passes brought his career total to 38, also moving him into sixth place on the W&M career list in that category.

Senior wide receiver **Dominique Thompson** caught seven passes for 122 yards and two touchdowns, his fifth and sixth scoring receptions in the last two games. Thompson went over the 1,000-yard mark on the season early in the third quarter, becoming just the sixth player in W&M history to record a 1,000-yard receiving season.

Just as impressive as Campbell's feats through air was the Tribe's ground attack, which racked up a season-high 280 rushing yards after averaging just 99.1 yards per game coming in. Senior tailback **Jon Smith** led the rushing attack with a season-high 113 yards on six carries and added a running score. Smith became the first Tribe player this season to surpass the century mark on the ground, and it was his fifth 100-yard rushing game of his career (5), moving him into a tie for eighth place on the W&M career list.

	1	2	3	4	Final
#16 William & Mary	7	17	14	3	41
Towson	3	0	0	13	16

Scoring Summary

Qtr	Team	Score	Time
1st	W&M	Thompson 46 pass from Campbell (Kuehn kick)	13:07
	TU	FG Halbruner 33	7:38
2nd	W&M	Smith 1 run (Kuehn kick)	14:57
	W&M	Thompson 21 pass from Campbell (Kuehn kick)	7:32
	W&M	FG Kuehn 32	0:47
3rd	W&M	Brooks 8 run (Kuehn kick)	7:27
	W&M	Bratton 1 pass from Campbell (Kuehn kick)	1:41
4th	TU	Perry 49 pass from Goldbeck (Halbruner kick)	14:52
	W&M	FG Kuehn 43	10:46
	TU	Perry 26 pass from Goldbeck (Halbruner kick blocked)	9:23

	W&M	TU
First Downs	30	14
Rushes - Yards	47-280	28-77
Att-Cmp-Int	37-23-0	33-18-2
Pass Yards	305	234
Total Offense	585	311
Total Plays	84	61
Fumbles - Lost	1-1	1-0
3rd Down Conv.	11-18	2-14
Penalties - Yards	5-40	2-30
Sacks by - Yards	2-16	1-3
Time of Possession	35:59	24:01

Rushing

W&M: Brooks 18-93 (TD), Smith 16-113 (TD), Viola 7-53, Campbell 3-19, Otey 2-6.
TU: Brunetti 12-49, Corle 6-1, Goldbeck 4-5, Miles 3-11, Marcus 2-11, Brown 1-10.

Passing

W&M: Campbell 29-20-0 268 (3 TD), Potts 8-3-0 37.
TU: Goldbeck 33-18-2 234 (2 TD).

Receiving

W&M: Thompson 7-122 (2 TD), Nicholas 4-42, Smith 3-19, Bratton 2-30 (TD), Davis 2-12, Pitts 1-29, Taylor 1-20, Holston 1-13, Brooks 1-10, Parrot 1-8.
TU: Marcus 6-70, Brown 4-58, Corle 3-13, Perry 2-75 (2 TD), Arnold 2-10, Brown 1-8.

Defense

W&M: Miller 10 (2 PBU), Wheeler 9 (TFL, PBU), Nickell 7 (PBU, Blkd PAT), Ndubueze 7 (INT), Shaw 7 (INT), Wright 5 (2.0 TFL), Kelly 4 (1.0 sack), Page 1 (1.0 sack, FF).

Attendance: 3,280

#13 W&M 37, #19 VU 29

WILLIAMSBURG, VA (11/6/04) - Senior tailback Jon Smith scored on runs of 1, 1 and 17 yards and All-American candidate threw for 232 yards and a touchdown, while also rushing for 60 yards and another score to lead the 13th-ranked Tribe past 19th-ranked Villanova, 37-29, at Zable Stadium.

The victory gave head coach Jimmy Laycock his 13th career season with seven or more victories, and it the College's third win over a ranked opponent this season.

After trailing 21-14 at the break, Campbell connected with redshirt freshman WR Joe Nicholas on a six-yard scoring strike to cap the Tribe's opening drive of the second half, and after the teams exchanged punts, W&M took its first lead of the game when the Wildcats' center sent a snap over the punter's head and out of the end zone.

Smith scored his second touchdown early in the fourth to push the lead to 30-21, and found the end zone for third time with 2:57 remaining, after senior Wade Harrell's 19-yard interception return. Smith scored three rushing TDs for the third time in his career with the last coming against VMI in 2002.

Campbell completed 22 of 34 passes for 232 and threw his 39th career TD pass. He was equally effective on the ground, gaining a season-high 60 yards, including several key first-down runs in the fourth quarter.

Junior all-conference candidate Adam O'Connor recorded three sacks in the game, just a half-sack away from a W&M single-game record. For his efforts, O'Connor was named the A10 Defensive Player of the Week.

	1	2	3	4	Final
#19 Villanova	7	14	0	8	29
#13 William & Mary	7	7	9	14	37

Scoring Summary

Qtr	Team	Score	Time
1st	VU	Gibson 95 kick return (James kick)	14:46
	W&M	Smith 1 run (Kuehn kick)	10:25
2nd	VU	Dieser 7 pass from Burroughs (James kick)	12:38
	W&M	Campbell 1 run (Kuehn kick)	8:13
	VU	DiGiacomo 17 pass from Burroughs (James kick)	3:38
3rd	W&M	Nicholas 6 pass from Campbell (Kuehn kick)	9:02
	W&M	Team safety	3:26
4th	W&M	Smith 1 run (Kuehn kick)	14:16
	W&M	Smith 17 run (Kuehn kick)	2:57
	VU	DiGiacomo 2 pass from Burroughs (Dieser pass from Burroughs)	0:32

	W&M	VU
First Downs	25	21
Rushes - Yards	45-167	29-107
Att-Cmp-Int	34-22-0	39-25-1
Pass Yards	232	270
Total Offense	399	377
Total Plays	79	68
Fumbles - Lost	0-0	1-0
3rd Down Conv.	10-17	4-12
Penalties - Yards	1-10	4-24
Sacks by - Yards	4-23	0-0
Time of Possession	34:09	25:51

Rushing

W&M: Smith 17-76 (3 TD), Brooks 16-22, Campbell 10-61 (TD), Thompson 1-11.
VU: Butler 11-48, Burroughs 10-25, DiGiacomo 3-27, Gibson 3-7, Outlaw 1-20.

Passing

W&M: Campbell 34-22-0 232 (TD).
VU: Burroughs 39-25-1 270 (3 TD).

Receiving

W&M: Pitts 6-64, Nicholas 5-54 (TD), Brooks 4-31, Thompson 3-47, Smith 2-7, Taylor 1-16, Bratton 1-13.
VU: DiGiacomo 6-44 (2 TD), Outlaw 5-70, Dieser 4-44 (TD), Wright 2-51, Waltman 2-33, Polite 2-12, Sherry 2-11.

Defense

W&M: Ndubueze 8 (7 solo), Miller 6 (PBU), O'Connor 5 (3 sacks), Nickell 5, Shaw 5, McCarthy 2 (sack), Harrell INT.

Attendance: 6,755

2004 WILLIAM AND MARY GAME-BY-GAME RESULTS

#10 W&M 27, #4 JMU 24

HARRISONBURG, VA (11/13/04) - Junior all-conference kicker **Greg Kuehn** nailed a 46-yard field goal as time expired to lead 10th-ranked William and Mary to a thrilling 27-24 victory over fourth-ranked James Madison in front of 13,904 fans at Bridgeforth Stadium.

The College gained possession at its 28-yard line with 38 seconds remaining, after JMU tied the game at 24-24 with 45 seconds left. With three timeouts in hand, senior All-American and Payton Award candidate, quarterback **Lang Campbell** calmly led the Tribe on a five play, 43-yard drive to set up Kuehn's game-winning kick that gave the Tribe its first win in Harrisonburg since 1998 and its second victory over a top-10 team on the road this season.

The kick was Kuehn's second game-winning score of the season, as he also drilled a 28-yard field goal in overtime to beat 16th-ranked Northeastern, 38-35, on Oct. 2.

Campbell was brilliant all day, as he methodically picked apart the Dukes' vaunted defense for 323 yards and two touchdowns on 26 of 33 passing. It was Campbell's fifth 300-yard passing game of the season, as he moved over the 5,000-yard barrier for his career (5,302), becoming just the sixth quarterback in W&M history to accomplish the feat.

Junior **Chris Ndubueze** led the Tribe with 12 total tackles and forced a critical JMU fumble late in the game, which was recovered by classmate **Stephen Cason**, who had 10 total stops in the game. All-conference candidate, junior **Adam O'Connor** registered nine total tackles, including a team-high 1.5 for loss.



John Pitts salutes the W&M fans that made the trip to Harrisonburg, as the Tribe storms the field and kicker Greg Kuehn after his game-winning, 46-yard field goal as time expired that lifted the College to a 27-24 victory over the fourth-ranked Dukes Saturday.

	1	2	3	4	Final
#10 William & Mary	0	3	7	17	27
#4 James Madison	3	7	0	14	24

Scoring Summary

Qtr	Team	Score	Time
1st	JMU	FG Rabil 28	2:49
2nd	W&M	FG Kuehn 28	13:18
	JMU	Boxley 17 pass from Rascati (Rabil kick)	3:19
3rd	W&M	Otey 1 pass from Campbell (Kuehn kick)	6:14
4th	JMU	Hines 4 run (Rabil kick)	10:16
	W&M	Pitts 5 pass from Campbell (Kuehn kick)	8:17
	W&M	Smith 3 run (Kuehn kick)	5:40
	JMU	Boxley 27 pass from Rascati (Rabil kick)	0:45
	W&M	FG Kuehn 46	0:00

	W&M	JMU
First Downs	19	27
Rushes - Yards	22-55	56-272
Att-Cmp-Int	33-26-0	27-15-0
Pass Yards	323	153
Total Offense	378	425
Total Plays	55	83
Fumbles - Lost	0-0	2-1
3rd Down Conv.	6-11	12-20
Penalties - Yards	6-60	7-65
Sacks by - Yards	0-0	1-5
Time of Possession	25:09	34:51

Rushing

W&M: Smith 9-17 (TD), Brooks 8-23, Campbell 4-12, Nicholas 1-3.

JMU: Hines 36-198 (TD), Rascati 13-48, Bolton 4-15, Fenner 3-11.

Passing

W&M: Campbell 33-26-0 323 (2 TD).

JMU: Rascati 27-15-0 153 (2 TD).

Receiving

W&M: Nicholas 7-77, Pitts 4-61 (TD), Brooks 4-36, Thompson 3-59, Smith 3-30, Bratton 2-45, Parrot 2-14, Otey 1-1 (TD).

JMU: Tolley 5-67, Boxley 3-48 (2 TD), Iorio 1-11, Ridley 1-9, Bolton 1-6, Bransford 1-5, Hines 1-4, Baker 1-3, Fenner 1-0.

Defense

W&M: Ndubueze 12 (7 solo), Miller 11, Cason 10 (FR), Nickell 10 (TFL), O'Connor 9 (1.5 TFL), Riley 6, Kelly 4 (.5 TFL).

Attendance: 13,904

QUARTERBACK CLUB PLAYERS OF THE WEEK

For the Week of: Nov. 13, vs. James Madison

OFFENSE

LANG CAMPBELL, SR. QB



Campbell completed a season-high 26 passes on 33 attempts for 323 yards and two TDs. He went over the 5,000-yard mark for his career (5,302), becoming just the sixth QB in W&M history to do so.

Previous Winners:

North Carolina - Sept. 4
Lang Campbell, Sr., Quarterback
23-41-0, 322 yds, 2 TD; 6 att., 35 yds, 2 TD

New Hampshire - Sept. 18
Cody Morris, So., Lineman

VMI - Sept. 25
Jon Smith, Sr., Tailback
15 carries, 52 yards, 2 TD

Northeastern - Oct. 2
Lang Campbell, Sr., QB
22-36, career-high 378 yards, TD; 2 rush TDs

Liberty - Oct. 9
Dominique Thompson, Sr., WR
10 catches, career-high 221 yards

Rhode Island - Oct. 16
Matt Trinkle, So., TE
7 catches, career-high 51 yards, 2 TDs


Delaware - Oct. 23
Dominique Thompson, Sr. WR
6 catches, school-record 244 yards, 4 TDs

Towson - Oct. 30
Patrick Mulloy, Jr., C
Led o-line that produced 585 yards total offense

Villanova - Nov. 6
Lang Campbell, Sr., QB
22-34, 232 yards, TD; 10 att., 60 yards, TD

DEFENSE

JAMES MILLER, JR., FS



Miller had a solid effort against the fourth-ranked Dukes, registering 11 total tackles in the victory.

Previous Winners:

North Carolina - Sept. 4
James Milller, Jr., FS
15 TT, 8 UT, FR, BrUP

New Hampshire - Sept. 18
Chris Ndubueze, Jr., LB
16 total tackles, 10 solo

VMI - Sept. 25
Ryan Nickell, So., LB
2 total tackles, 2 INT

Northeastern - Oct. 2
Adam O'Connor, Jr., DE
8 total tackles, 1.0 sack

Liberty - Oct. 9
Stephen Cason, Jr., CB
8 total tackles, 2.5 TFL, 1.5 sacks, 3 PBU

Rhode Island - Oct. 16
Thad Wheeler, Jr., LB
Career-high 16 total tackles, 2.0 TFL


Delaware - Oct. 23
Chris Ndubueze, Jr. LB
11 total tackles, 9 solo, 2 PBU

Towson - Oct. 30
Josh Wright, So., DE
5 total tackles, 3 solo, 2 TFLs

Villanova - Nov. 6
Adam O'Connor, Jr., DE
3.0 sacks, 5 solo tackles

SPECIAL TEAMS

GREG KUEHN, JR., PK



Kuehn kicked a game-winning 46-yard FG into the wind as time expired Saturday to lift W&M to a 27-24 win. He was 2-for-3 on the day, also hitting from 28 yards in the second quarter.

Previous Winners:

North Carolina - Sept. 4
Josh Lusitg, Sr. WR/KR
6 ret., 135 yds, 22.5 avg; 6 rec., 112 yds, TD

New Hampshire - Sept. 18
Greg Kuehn, Jr., PK
27, 35, and 21-yard FGs in 9-7 win

VMI - Sept. 25
Mike Mesi, Sr., P
6 punts, 264 yards, 44.0 avg., 64 long

Northeastern - Oct. 2
Greg Kuehn, Jr., PK
3-4 FG (30, 28, 28) including GW in OT

Liberty - Oct. 9
Tony Viola, RF, RB
3 total tackles, 2 solo, on kick coverage

Rhode Island - Oct. 16
Greg Kuehn, Jr., PK
1-1 FG (28), 4-4 PAT, 4 touchbacks

Delaware - Oct. 23
Dominique Thompson, Sr., WR
3 KO returns for 52 yards, 1.0 tackle

Towson - Oct. 30
Alan Wheeling, Jr., DB
3 total tackles on kick coverage

Villanova - Nov. 6
Mike Mesi, Sr., P
Avg. 43.0 yards on four punts, three downed inside the 20