



**NCAA I-AA PLAYOFFS - FIRST ROUND**

SATURDAY, NOVEMBER 27 - 12:00 P.M. - CARY FIELD AT ZABLE STADIUM  
 #6 WILLIAM & MARY (9-2, 7-1 A10) #11 HAMPTON (10-1, 6-1 MEAC)


**TRIBE vs. PIRATES**

Date	Opponent	Score/Time
Sept. 4	at North Carolina	L, 38-49
Sept. 18	*at #10 New Hampshire	W, 9-7
Sept. 25	VMI	W, 42-6
Oct. 2	*#16 NORTHEASTERN	W, 38-35 (OT)
Oct. 9	at Liberty	W, 37-17
Oct. 16	*RHODE ISLAND	W, 31-24
Oct. 23	*at #3 Delaware	L, 28-31
Oct. 30	*at Towson	W, 41-16
Nov. 6	*#19 VILLANOVA	W, 37-29
Nov. 13	*at #4 James Madison	W, 27-24
Nov. 20	*RICHMOND	W, 38-14
Nov. 27	^Hampton	12 p.m.

\*A10 conference game  
 ^NCAA I-AA Playoffs - First Round

Date	Opponent	Score/Time
Sept. 4	vs. Jackson State	W, 38-19
Sept. 11	*Howard	W, 47-14
Sept. 18	Western Illinois	W, 40-20
Sept. 25	*vs. Morgan State	W, 49-37
Oct. 2	*at Delaware State	L, 23-28
Oct. 9	Gardner-Webb	W, 48-25
Oct. 16	*Norfolk State	W, 58-10
Oct. 23	*at South Carolina State	W, 52-36
Nov. 6	*Bethune-Cookman	W, 24-17
Nov. 13	*North Carolina A&T	W, 51-24
Nov. 20	at Savannah State	W, 58-7
Nov. 27	^at William and Mary	12 p.m.

\*MEAC conference game  
 ^NCAA I-AA Playoffs - First Round



**Quick Slant**  
 With a No. 2 national ranking in 1998, Hampton is the highest-ranked team W&M has ever beaten, winning 41-34 on Oct. 31, 1998.



**HEAD COACHES**

Jimmye Laycock (W&M, 1970) W&M Record 168-112-2 (25th year) Career Record 168-112-2 (25th year) vs. HU 2-0	Joe Taylor (Western Illinois, 1972) HU Record 109-40-1 (13th year) Career Record 170-69-4 (22nd year) vs. W&M 0-2
---	--

**GAME DAY INFORMATION**

**#6 WILLIAM & MARY (9-2, 7-1 A10) vs. #11 HAMPTON (10-1, 6-1 MEAC)**  
**Kickoff** - 12 p.m., Saturday, November 27  
**Site** - Cary Field at Zable Stadium (cap. 12,259, natural grass)  
**Radio** - The Tribe Football Radio Network will broadcast today's game across the Commonwealth of Virginia. The veteran broadcast duo of Jay Colley (play-by-play) and Bob Sheeran (color) will call the action. For a complete listing of the Tribe Football Radio Network, see page 9.  
**All-Time Series** - W&M leads 2-0  
**Last Meeting** - The Tribe won, 41-34, in Hampton on Oct. 31, 1998.

**MEDIA CONTACTS**

<b>W&amp;M SPORTS INFORMATION</b> SID - Pete Clawson Phone - (757) 221-3369 Email - pmclaw@wm.edu Fax - (757) 221-3412 Web - www.TribeAthletics.com	<b>HU SPORTS INFORMATION</b> SID - Jamar Ross Phone - (757) 727-5811 Email - jamar.ross@hamptonu.edu Fax - (757) 727-5813 Web - www.hamptonu.edu/athletics/
--	--

**FIRST AND 10**

The sixth-ranked College of William and Mary hosts 11th-ranked Hampton in the first round of the NCAA Division I-AA Playoffs Saturday at 12 p.m. It marks the Tribe's first home playoff game since a first-round matchup with Jackson State in 1996, and W&M's first appearance in the tournament since 2001. Hampton last appeared in the NCAA playoffs in 1998. The College captured a piece of the Atlantic 10 Championship last weekend and the league's automatic bid with a 38-14 win over Richmond, while the Pirates, Champions of the Mid-Eastern Athletic Conference, finished their regular season with a 58-7 victory at Savannah State.

**TABLE OF CONTENTS**

- Depth Chart, W&M Info..... 2
- Lang Campbell..... 3,4
- Coach Laycock..... 5
- W&M Playoff Records ..... 6
- W&M Playoff History ..... 7
- The W&M-Hampton Series..... 7
- Team Notes**..... 8
- The Last Meeting ..... 8
- A10 Information..... 7-9
- Individual Offensive Notes**.....11
- I-AA National Polls.....12
- Individual Defensive Notes**..... 16
- The Tribe in 2004..... 18
- Season and Career Charts ..... 18
- Alphabetical Roster..... 19-20
- Numerical Roster ..... 21
- Game-by-Game Starters..... 21
- Last time it happened..... 22
- W&M Season Superlatives ..... 23
- Game-by-Game Leaders ..... 23
- Opponent Superlatives ..... 24
- Season Long Plays ..... 24
- W&M Single-game Records..... 25
- Top Offensive Performances..... 26
- Season Drive Chart ..... 27
- Tribe 2004 Honor Roll ..... 28
- W&M in the Red Zone ..... 28
- Game-by-Game Summaries..... 29-32
- Quarterback Club Awards ..... 33
- Complete Season Statistics ..... 34





# DEPTH CHART



### OFFENSE

<b>WR 3</b>	<b>Dominique Thompson</b>	<b>SR 6-1 190</b>
11	John Taylor	SO 6-3 210
<b>LT 78</b>	<b>Matthew Witham</b>	<b>SR 6-6 330</b>
67	Brent Cochran	RF 6-4 280
<b>LG 63</b>	<b>Ryan Lumm</b>	<b>JR 6-3 270</b>
65	Matt Ridjaneck	JR 6-5 265
<b>C 59</b>	<b>Patrick Mulloy</b>	<b>JR 6-4 300</b>
62	Graham Falbo	RF 6-0 240
<b>RG 68</b>	<b>Cody Morris</b>	<b>SO 6-4 285</b>
57	Brian Neely	SO 6-4 290
<b>RT 75</b>	<b>Michael Grenz</b>	<b>JR 6-3 282</b>
71	Brad Stewart	RF 6-3 280
<b>TE 40</b>	<b>Adam Bratton</b>	<b>JR 6-4 250</b>
98	Justin Oliver	RF 6-4 295
<b>WR 27</b>	<b>Joe Nicholas</b>	<b>RF 6-3 205</b>
19	John Pitts, Jr.	SR 6-3 215
<b>QB 12</b>	<b>Lang Campbell</b>	<b>SR 6-3 205</b>
10	Mike Potts	RF 6-4 215
<b>TB 2</b>	<b>Jon Smith</b>	<b>SR 6-1 220</b>
9	Elijah Brooks	SO 5-9 205
<b>FB 46</b>	<b>Matt Otey</b>	<b>RF 5-11 220</b>
26	LeVince Parrot	SO 5-10 215

### DEFENSE

<b>DE 97</b>	<b>Adam O'Connor</b>	<b>JR 6-7 275</b>
51	Wade Harrell	SR 6-3 240
<b>DT 96</b>	<b>Justin Kelly</b>	<b>SR 6-2 260</b>
58	Larry Pendleton	JR 6-3 285
<b>DT 99</b>	<b>Mike McCarthy</b>	<b>SR 6-3 270</b>
77	Brian Williamson	SO 6-4 260
<b>DE 94</b>	<b>Josh Wright</b>	<b>SO 6-2 235</b>
93	Jonas Watson	JR 6-2 240
<b>ILB 34</b>	<b>Thad Wheeler</b>	<b>JR 6-1 215</b>
69	William Turner	RF 6-1 220
<b>OLB 54</b>	<b>Chris Ndubueze</b>	<b>JR 6-1 237</b>
39	T.J. O'Neill	RF 6-1 220
<b>OLB 55</b>	<b>Ryan Nickell</b>	<b>SO 6-2 210</b>
45	Chris Kimber	JR 6-2 212
<b>CB 22</b>	<b>Stephen Cason</b>	<b>JR 6-0 202</b>
8	Alan Wheeling	SO 5-9 170
<b>SS 35</b>	<b>Jonathan Shaw</b>	<b>JR 6-0 190</b>
5	Craig Patterson	SR 5-11 202
<b>FS 21</b>	<b>James Miller</b>	<b>JR 6-1 195</b>
29	Zach Stout	SO 5-10 185
<b>CB 24</b>	<b>Richard Riley</b>	<b>SO 6-1 175</b>
38	David Page	RF 5-9 180

### SPECIAL TEAMS

<b>PK 25</b>	<b>Greg Kuehn</b>	<b>JR 6-3 200</b>
<b>HO 12</b>	<b>Lang Campbell</b>	<b>SR 6-3 205</b>
<b>P 13</b>	<b>Mike Mesi</b>	<b>SR 6-0 195</b>
<b>LS 51</b>	<b>Wade Harrell</b>	<b>SR 6-3 240</b>
<b>SS 75</b>	<b>Michael Grenz</b>	<b>JR 6-3 282</b>
<b>KR 3</b>	<b>Dominique Thompson</b>	<b>SR 6-1 190</b>
<b>PR 35</b>	<b>Jonathan Shaw</b>	<b>SO 6-0 190</b>

### OFFENSE

<b>X 8</b>	<b>Derek Faulkner</b>	<b>SO 6-4 210</b>
81	Onrea Jones	SO 6-2 205
<b>LT 66</b>	<b>Nevin McCaskill</b>	<b>SO 6-4 285</b>
60	Antonio Shippy	SO 6-1 325
<b>LG 63</b>	<b>Gerald Perry</b>	<b>JR 6-2 300</b>
67	Brian Braswell	SR 6-4 320
<b>C 72</b>	<b>Jelani Clement</b>	<b>SR 6-2 315</b>
59	Charles Huff	JR 6-2 270
<b>RG 62</b>	<b>Gerell Golightly</b>	<b>JR 6-2 300</b>
69	Justin Gary	SO 6-3 280
<b>RT 75</b>	<b>Marion Delaney</b>	<b>SR 6-4 295</b>
71	Akeem Lamar	RF 6-4 310
<b>TE 86</b>	<b>Marcus Hardy</b>	<b>GS 6-3 245</b>
89	Ernie Lomax	FR 6-5 240
<b>QB 11</b>	<b>Princeton Shepherd</b>	<b>JR 6-5 205</b>
5	Kerry Dixon	SR 6-2 200
<b>FB 35</b>	<b>Curtis Lewis</b>	<b>SO 6-0 260</b>
33	Qutrell Payton	FR 6-2 230
<b>HB 22</b>	<b>Alonzo Coleman</b>	<b>SO 5-11 195</b>
28	Ardell Daniels	JR 5-8 200
<b>Z 3</b>	<b>Jerome Mathis</b>	<b>SR 6-0 180</b>
2	Marquay McDaniel	JR 6-0 190

### DEFENSE

<b>DE 93</b>	<b>Chris Carrothers</b>	<b>SR 6-3 260</b>
40	Joey Drayton	JR 6-3 260
<b>DT 94</b>	<b>Marcus Dixon</b>	<b>FR 6-6 275</b>
91	Cornelius Kidwell	RF 6-2 310
<b>DT 98</b>	<b>Kendall Langford</b>	<b>FR 6-6 260</b>
90	Tim Sylvester	JR 6-2 290
<b>DE 99</b>	<b>Micah Littlejohn</b>	<b>JR 6-3 255</b>
92	James Abrams	SO 6-3 260
<b>S 56</b>	<b>Rudolph Foye</b>	<b>JR 6-1 225</b>
51	Kensley Dougan	SR 6-0 225
<b>M 52</b>	<b>Justin Durant</b>	<b>SO 6-2 235</b>
57	Joe Smith	JR 6-0 230
<b>P 55</b>	<b>Brian Houston</b>	<b>SR 6-3 215</b>
45	Scorpio Brown	SO 6-4 210
<b>CB 25</b>	<b>Calvin Bannister</b>	<b>SO 5-11 180</b>
14	Reginald Knox	SO 6-1 200
<b>SS 6</b>	<b>Kyle Whitehurst</b>	<b>JR 6-2 175</b>
34	Tony Madison	SR 6-0 205
<b>FS 24</b>	<b>Derius Swinton</b>	<b>SO 6-3 190</b>
7	Marion Fair	SO 6-1 205
<b>CB 21</b>	<b>Michael West</b>	<b>JR 5-10 175</b>
10	Pat Preston	FR 6-1 180

### SPECIAL TEAMS

<b>PK 37</b>	<b>Andrew Paterini</b>	<b>SO 6-0 205</b>
<b>P 4</b>	<b>Cameron Muro</b>	<b>JR 6-2 220</b>
<b>HO 4</b>	<b>Cameron Muro</b>	<b>JR 6-2 220</b>
<b>DS 67</b>	<b>Brian Braswell</b>	<b>SR 6-4 300</b>
<b>KR 3</b>	<b>Jerome Mathis</b>	<b>SR 6-0 180</b>
<b>PR 2</b>	<b>Marquay McDaniel</b>	<b>JR 6-0 190</b>

## HOW THEY LINE UP

CATEGORY	W&M (A10)	HU (MEAC)
Games Played	11	11
Scoring Offense	33.3 (3rd)	44.4 (1st)
Rushing Offense	125.3 (11th)	235.4 (1st)
Pass Att.-Cmp	344-222 (4th)	216-116 (6th)
Had Intercepted	1 (1st)	8 (2nd)
Completion %	64.5 (1st)	53.7 (3rd)
Passing Offense	283.7 (2nd)	169.8 (7th)
Total Offense /game	409.0 (3rd)	458.1 (4th)
Turnover Margin	0.82 (T-2nd)	1.82 (1st)
3rd Down Efficiency	49.1 (1st)	43.8 (3rd)
Scoring Defense	22.9 (4th)	20.5 (4th)
Rushing Defense	155.1 (8th)	123.6 (1st)
Passing Defense	202.3 (5th)	136.8 (6th)
Total Defense	357.4 (7th)	299.0 (5th)

## TEAM LEADERS

### WILLIAM AND MARY

**Rushing** - Smith (153 att., 590 yds, 11 TD, 3.9 avg.)  
**Passing** - Campbell (326-215-1, 3,037 yds, 21 TD)  
**Receiving** - Thompson (55 rec., 1,186 yds, 10 TD)  
**Punt Ret.** - Shaw (22 ret., 170 yds, 7.7 avg.)  
**Kick Ret.** - Thompson (18 for 363 yds, 20.2 avg.)  
**Kicking** - Kuehn (16-21 FG, long 46; 44-44 PAT)  
**Punting** - Mesi (39.5 avg., 64 long, 11 inside 20)  
**Tackles** - Ndubueze (94 total, 56 solo)  
**Sacks** - O'Connor (8.0 for 45 yards)  
**TFL** - O'Connor (12.0 for 53 yards)  
**INT** - Miller (3 for 70 yards)  
**Pass Brks** - Cason, Miller (7)

### HAMPTON

**Rushing** - Coleman (211 att., 1110 yds, 13 TD, 5.2 avg.)  
**Passing** - Shepherd (177-97-7, 1646 yds, 16 TD)  
**Receiving** - McDaniel (30 rec., 391 yds, 2 TD, 13.0 avg.)  
**Punt Ret.** - McDaniel (25 for 425 yds, 17.0 avg, 2 TD)  
**Kick Ret.** - Mathis (21 for 722 yds, 34.4 avg, 4 TD)  
**Kicking** - Paterini (16-22 FG, 41 long; 53-59 PAT)  
**Punting** - Muro (41.7 avg., 70 long, 12 I20)  
**Tackles** - Houston (95 total, 46 solo, 9.5 TFL)  
**Sacks** - Littlejohn (7.0 for 38 yards)  
**TFL** - Durant (12.0 for 40 yards)  
**INT** - Houston (4 for 16 yards)  
**Pass Brks** - Bannister (18)

## TALE OF THE TAPE

### TRIBE VS. PIRATES

Pos.	W&M	HU	Pos.
WR & TE	6-3/218	6-1/180	DB
OF Backs	6-1/213	6-2/225	LB
OL & TE	6-4/285	6-5/263	DL
DL	6-4/272	6-3/290	OL/TE
LB	6-1/229	6-1/220	OF Backs
DB	6-1/191	6-3/212	WR/TE

\* Averages reflect those of starters only.

## College of William and Mary Team Information

### QUICK FACTS

**Captains:** Lang Campbell, Wade Harrell  
**Offensive Formation:** Pro-style  
**Defensive Formation:** Multiple 4-3  
**Lettermen Ret./Lost:** 34/8  
**Off. Starters Ret./Lost:** 8/3  
**Def. Starters Ret./Lost:** 8/3  
**Spec. Starters Ret./Lost:** 2/0

### FOOTBALL INFO

**First Season:** 1893  
**All-Time Record:** 493-483-41  
**Stadium:** Zable Stadium (12,259, natural grass)  
**All-Time Home Record:** 183-101-6  
**Bowl/Playoff Appearances:** 12 (7 in D I-AA) (inc. 2004)  
**Bowl/Playoff Record:** 6-7 (2-6 in D I-AA)  
**Conference:** Atlantic 10

### Head Coach

Jimmye Laycock (W&M, 1970)  
 (See page 5)

### ASSISTANT COACHES

Bob Solderitch, Zbig Kepa, Jim Pletcher, Matt McLeod, Steven Jerry, Matt McLeod, Trevor Andrews, Greg Shockley, Adam Braithwaite, Scott Boone

### 2003 IN REVIEW

**Overall Record:** 5-5  
**A-10 Record:** 4-4 (6th)  
**Home:** 2-2  
**Away:** 3-3  
**Final Ranking:** None

### UNIVERSITY FACTS

**Location:** Williamsburg, Va.  
**Founded:** 1693  
**Enrollment:** 5,560  
**Nickname:** Tribe  
**Colors:** Green, Gold and Silver  
**President:** Timothy J. Sullivan (W&M, 1966)  
**Athletics Director:** Terry Driscoll (BC, 1969)

## W&M SPORTS INFORMATION

**Phone:** (757) 221-3344

**Fax:** (757) 221-3412

**Web:** www.TribeAthletics.com

**Director:** Pete Clawson

**Email:** pmclaw@wm.edu

**Assist. Football Contact:** Mark Hoskins

**Email:** mjhosk@wm.edu





# ALL-AMERICAN, PAYTON AWARD CANDIDATE

# LANG CAMPBELL

## 2004 A10 OFFENSIVE PLAYER OF THE YEAR

**Campbell Class of Conference:** W&M quarterback Lang Campbell, was named as the Atlantic 10 Football Conference's Offensive Player of the Year and took the first step of what could be a very busy postseason of accolades for the senior Payton Award candidate.

Campbell, who was also named to the league's first team all-conference squad, earned the A10's highest individual offensive honor by being the key component in a Tribe attack that averaged 409.0 yards and 33 points a contest. The Winchester, VA native helped power the squad to a share of the A10 Title and automatic NCAA bid by leading the conference in passing yards (3,037), passing efficiency (164.85) and total offense (3,238).

By ending the season leading the sixth-ranked Tribe to a 38-14 win over archrival Richmond with 291 yards and four touchdowns on 21 completions (in 28 attempts), Campbell earned his third A10 Offensive Player of the Week honor. His other certificates came after games on Sept. 5 (at North Carolina) and Nov. 13 (at James Madison).

Campbell headlines a list of nine Tribe all-conference honorees, and joins kicker Greg Kuehn, who was named as the league's Special Teams Player of the Year, as one of the two W&M players to be named to the first team.

With what promises to be an exciting post-season just ahead, the following is a closer look at some of the highlights for Campbell to this point in the season.

### QB Efficiency

• Campbell ended the regular season as the conference's leader, and is currently third nationally,

in QB efficiency rating with a career best mark of 164.85. If he were to maintain, or improve, his rating over the remainder of the year it would stand as the Tribe's best mark since Shawn Knight established the NCAA single-season record of 204.6 in 1993. It currently would rank as the fourth-best, single-season performance in A10 history (since the league began tracking the stat in 1988).

### Passing Yards

• With 291 yards vs. Richmond, Campbell improved his season average to a school-record and conference best 276.1 yds/game. Campbell became just the fourth Tribe QB to throw for 3,000 yards in a season (see complete listing on Page 17). By accomplishing this feat in the regular season, he joins former All-American signal-caller Mike Cook (1995-98) as the College's only QBs to accomplish the trick in just 11 games (Cook threw for 3,028 in 1998). Currently, Campbell is just slightly ahead of Cook's school's best single-season passing average of 275.3 yds/game, also set in 1998.

• Campbell's 3,037 passing yards is the third-best single-season total in school history. He can climb past Mike Cook's second-place total of 3,166 (set in 1996) with just 130 yards vs. Hampton. He is 378 yards from Chris Hakel's season record of 3,414, set during a 13-game 1990 season (See complete listing on page 17).

• With 5,543 career yards, Campbell is just the sixth QB in school history to breach the 5,000-yard mark (please see complete chart on page 17). He has reached this lofty plateau in just 21 career starts (an average of 264.0 yds/start).

### What They're Saying About... Lang Campbell

"He's the best quarterback we've played since I've been here. The only guy I can remember in the league that you stood on the sideline trying to stop was [Villanova's Brett] Gordon. And certainly, Gordon was not near the overall athlete that Campbell is ... He's the best QB in the state, at any level ... I don't think you can stop the guy."

--JMU's Mickey Matthews

"He's the best quarterback in Virginia, any classification."

--Mickey Matthews

"To throw as many passes as he has, and to only throw one interception, I just think he's the best player in the conference. He's a winner. He doesn't make mistakes. Sometimes you have those quarterbacks who don't make mistakes, but not only does he not make mistakes, he makes the plays to beat you... He can throw every ball and beat you athletically."

--UR's Dave Clawson

"The quarterback looked like Roger Staubach out there. We missed him a lot. The guy did a great job evading in the pocket. And what hurt us too were his runs or boot passes outside."

--UNC's John Bunting

"I know this: The William and Mary quarterback could play for most teams in this conference [ACC]."

--John Bunting

"Their offense with Lang Campbell gives them the opportunity to say 'No matter how many points you have, we can score more because we have him.' When you have a gun-slinger like that, anything can happen."

--Villanova's Andy Talley

"There's not a better quarterback in the country. He has my All-American vote."

--Delaware's K.C. Keeler

### Campbell's 2004 Statistics

	G/S	Att.	Cmp.	Pct.	Yards	AVG/G	TD	INT	Rushes	Yards	TD	AVG/G.
at North Carolina	Sept. 4	41	23	.561	322	322.0	2	0	6	35	2	35.0
at #10 New Hampshire	Sept. 18	23	11	.478	148	148.0	0	0	14	42	0	42.0
VMI	Sept. 25	15	11	.733	160	160.0	2	0	4	-5	0	-5.0
#16 NORTHEASTERN	Oct. 2	36	22	.611	378	378.0	1	1	8	9	2	9.0
at Liberty	Oct. 9	30	19	.633	368	368.0	0	0	8	32	1	32.0
RHODE ISLAND	Oct. 16	27	20	.741	192	192.0	2	0	6	10	1	10.0
at #3 Delaware	Oct. 23	30	20	.667	355	355.0	4	0	7	-14	0	-14.0
at Towson	Oct. 30	29	20	.690	268	268.0	3	0	3	19	0	19.0
#19 Villanova	Nov. 6	34	22	.647	232	232.0	1	0	10	60	1	61.0
#4 James Madison	Nov. 13	33	26	.788	323	323.0	2	0	4	12	0	12.0
Richmond	Nov. 20	28	21	.750	291	291.0	4	0	4	4	0	4.0
<b>2004 TOTALS</b>	<b>11/11</b>	<b>326</b>	<b>215</b>	<b>.660</b>	<b>3,037</b>	<b>276.1</b>	<b>21</b>	<b>1</b>	<b>74</b>	<b>201</b>	<b>7</b>	<b>18.3</b>

### OVERALL CAREER

2003	10/10	285	182	.639	2,296	229.6	22	7	77	300	0	30.0
2002	5/0	13	7	.538	69	13.8	1	0	5	23	1	4.6
2001	2/0	10	8	.800	141	70.5	1	0	2	6	1	3.0
<b>TOTALS</b>	<b>28/21</b>	<b>634</b>	<b>412</b>	<b>.650</b>	<b>5,543</b>	<b>198.0</b>	<b>45</b>	<b>8</b>	<b>158</b>	<b>533</b>	<b>9</b>	<b>19.0</b>

# MORE ON CAMPBELL

## THE CAMPBELL FILE

**Senior, QB, 6-3, 205**

**Hometown:** Winchester, Va.

**High School:** Handley

**Major:** History and Economics

**Honors/Awards:** 2004 A10 Offensive Player of the Year, First Team All A10, third team all-conference in 2003, two-time academic all-conference selection (2002, 2003). A-10 Offensive Player of the Week Sept. 4, Nov. 14 and Nov. 20.

I-AA.org Weekly All-Star, Sept. 5

**Personal:** Son of Shep and Nancy Campbell... Brings a cumulative GPA of better than 3.3 into senior campaign... Enjoys playing sports, listening to music and reading in his free time... Born September 25, 1981.



*Campbell has been on a season-long assault of the College's career offensive charts, as he now ranks sixth in passing yards (5,543), sixth in total offense (6,076) and fifth in TD passes (45).*

### Completion Percentage / Yards/Play

• From his first snaps as a starter last season, Campbell has displayed an uncanny decision-making prowess at the controls of the College's offense. This season is no different, as he is completing an eye-catching .660 of his attempts (215 of 326) and has only one interception. In fact, by completing over 75% of his attempts vs. Richmond, Campbell has now hit on better than 50% of his attempts in all but one of his 21 career starts (vs. UNH, when he connected on 11 of his 23 attempts). For his career, Campbell has a completion percentage of .650, which ranks him second all-time at the College (trailing only Shawn Knight's career mark of .655).

• Since his sub-par performance in the miserable conditions at New Hampshire, Campbell has completed an impeccable .691 percent of his passes over the last nine games (181 completions in 262 attempts). His current completion percentage of .660 is the second-best single-season mark in school history (behind only Shawn Knight's remarkable .694 mark set in 1993).

• Don't mistake Campbell's high completion percentage for the fact that he is making a living by throwing five and six-yard passes, as he is averaging an impressive 9.32 yards/attempt, a figure which ranks third nationally (among QBs with more than 175 attempts). Perhaps what is even more impressive is Campbell's average of 14.2 yds/completion, a figure that leads the league.

### Interceptions

• With just one INT in 326 attempts on the season, Campbell's minuscule interception % of .31 is the best in the nation,

amongst all levels (the next closest total is Georgetown's Andrew Crawford, who sports a .64 average, with just one INT in 156 attempts).

• Campbell now has thrown 235 consecutive passes without an interception. His last pick came in the second quarter of the season's fourth game (vs. Northeastern). Campbell has thrown 17 TD passes since last being intercepted.

• In 634 career attempts, Campbell has thrown just eight interceptions.

• Campbell's TD to INT ratio of 21:1 far and away the nation's best total amongst all QBs (the next best ratio belongs to Bowling Green's Omar Jacobs who sports a 10:1 TD:INT ratio; 32 TDs:3 Ints). For his career, Campbell carries an impressive interception to TD ratio of nearly six to one (45 TDs/8 INT). In 16 career conference starts, Campbell has thrown just three interceptions, as compared to 33 touchdowns.

**Against the Best:** Campbell's performance against James Madison was just one of many examples of his ability to excel when the spotlight is shining brightest. In fact, in five games against ranked opponents this season (all league games), he averaged 287.5 yds/game, completed 64.7% of his attempts (101 of 156) and accounted for 11 TDs (compared to just one INT).

In his lone outing vs. I-A competition, at the University of North Carolina, Campbell accounted for four touchdowns and 357 total yards in the team's hard-fought 49-38 loss in Chapel Hill.

**For More Notes on Campbell see page 11.**

**Note of the Week:** Campbell's INT percentage of .31 and TD-to-INT ratio of 21:1 lead all quarterbacks at any collegiate level..

### CAMPBELL'S 2004 CLIPS

- Named A10 Offensive Player of the Year.
- Has accounted for at least one TD in 20 of 21 career starts.
- Leads the A10 in pass efficiency (164.9).
- Leads the A10 in passing yards/game (276.1).
- Leads the A10 in total offense (294.4).
- Thrown for 200 or more yards in 15 of his 21 career starts.
- Surpassed 3,000 career passing yards with 160 vs. VMI on Sept. 25.
- Surpassed 4,000 career passing yards with 192 vs. Rhode Island on Oct. 16.
- Surpassed 5,000 career passing yards with 323 vs. James Madison on Nov. 13.
- Surpassed 5,000 career total offensive yards with 287 total yards at Towson on Oct. 30.
- Surpassed 6,000 career total offensive yards with 295 against Richmond on Nov. 20.
- Threw for a career-best 378 yards in a 38-35 overtime win over #16 Northeastern. Also ran for two scores in the game.
- Threw a career-high four TD passes at Delaware on Oct. 23, then matched it with four against Richmond on Nov. 20
- Ranks 6th on the W&M career passing yards list (5,543).
- Ranks 6th on the W&M career total offensive yards lists with 6,076.
- Ranks 5th on W&M career TD passes list with 45.

### CAMPBELL'S 2003 CLIPS

- Led the A-10 in passing yards per game (229.6) and pass efficiency (152.1).
- Threw for over 200 yards in each of the Tribe's final seven games.
- Finished '03 as the Tribe's second-leading rusher with 300 yards.
- Twenty-two TD passes in '03 matched fifth-best single-season total in W&M history.
- Threw at least one TD pass in all 10 games.



TRIBE HEAD COACH

# JIMMYE LAYCOCK



**THE JIMMYE LAYCOCK ERA**  
(1980-present)  
**168-112-2 (Career Record)**

Year	Record	Postseason
1980	2-9	
1981	5-6	
1982	3-8	
<b>1983</b>	<b>6-5</b>	
<b>1984</b>	<b>6-5</b>	
<b>1985</b>	<b>7-4</b>	
<b>1986</b>	<b>9-3</b>	NCAA Playoffs
1987	5-6	
<b>1988</b>	<b>6-4-1</b>	Epson Ivy Bowl
<b>1989</b>	<b>8-3-1</b>	NCAA Playoffs
<b>1990</b>	<b>10-3</b>	NCAA Playoffs
1991	5-6	
<b>1992</b>	<b>9-2</b>	Epson Ivy Bowl
<b>1993</b>	<b>9-3</b>	
<b>1994</b>	<b>8-3</b>	
<b>1995</b>	<b>7-4</b>	
<b>1996</b>	<b>10-3</b>	NCAA Playoffs
<b>1997</b>	<b>7-4</b>	
<b>1998</b>	<b>7-4</b>	
<b>1999</b>	<b>6-5</b>	
2000	5-6	
<b>2001</b>	<b>8-4</b>	NCAA Playoffs
<b>2002</b>	<b>6-5</b>	
2003	5-5	
<b>2004</b>	<b>9-2</b>	NCAA Playoffs

**Winning Seasons in Bold**

**Laycock in I-AA Playoffs**

1986	Delaware, 17-51 (L)
1989	Furman, 10-24 (L)
1990	Massachusetts, 38-0 (W)
	Central Florida, 38-52 (L)
1993	McNeese State, 28-34 (L)
1996	Jackson State, 45-6 (W)
	Northern Iowa, 35-38 (L)
2001	Appalachian State, 27-40 (L)
2004	Hampton, Nov. 27 - 12 p.m.

**Laycock vs. The Atlantic 10**

Team	W	L	T
Delaware	10	14	0
Hofstra	2	1	0
James Madison	12	12	0
Maine	5	1	0
Massachusetts	4	5	0
New Hampshire	8	2	0
Northeastern	9	2	0
Rhode Island	9	1	0
Richmond	19	6	0
Towson	2	0	0
Villanova	9	5	1

**Silver Linings:** Jimmye Laycock is in his 25th season as the Tribe's head coach. The school's all-time winningest coach, Laycock has compiled a 168-112-2 career record at W&M. He ranks fourth on the A-10 career victories lists (65). W&M will make its ninth postseason appearance under Laycock on Saturday, and the Tribe has now posted winning ledgers in 18 of the past 22 seasons.

**Good Company:** Tribe head coach Jimmye Laycock, in his 25th season on the W&M sidelines, ranks third among all current Division I-A and Division I-AA head coaches in terms of most years at their current school. The two coaches ahead of Laycock are Penn State's Joe Paterno (37 years) and Florida State's Bobby Bowden (26 years).

**Quotes from the Monday, Nov. 22 , A-10 Coaches Conference Call...**

**On winning the A10 Championship.**

We are extremely excited. As I told the media and the players afterwards, to represent a league as strong as the Atlantic 10 is a tremendous sense of accomplishment for our staff and for our whole team. We know as coaches, from top to bottom, how tough it is to win in the league, much less win a share of the title. We're extremely excited about representing the league and taking part in the NCAA championship.

**After 11 weeks is William and Mary battle tested from playing several ranked teams in pressure situations, or are you drained?**

We'll find out as we get ready and play this week against Hampton. I thought we played very well Saturday against Richmond. Hopefully, we'll continue to improve and continue to get better. I thought we played with a lot of enthusiasm and had a spring in our step on Saturday. So, I don't think we're drained. We are still okay. We're banged up as everyone is at this point in time. I think our enthusiasm level is high, and I look for us to bounce around and practice well this week.

**Was there a watershed moment that brought this season together, or did the success really begin the second half of last year [when the Tribe won four-straight to finish 5-5 overall]?**

Well, a lot was said about last year. I think it is because we won our last four and carried the momentum from the wins into the off-season and had a good spring. We really started getting things on track like we had them in the past. But, if I had to look at one point, I would have to go to the North Carolina game [W&M dropped narrow 49-38 decision in Sept. 4 season-opener]. I thought after that ballgame, the way we competed, the way we met the challenge, the way we played, even though we weren't able to hold on at the end to win it, I said this team has got something about it. This team can play. This team has got some competitors. They will be a challenger. And then, we went up to [then 10th-ranked] New Hampshire in the rain and met that challenge [winning 9-7]. These guys are coming to play, and I hope we keep on going and getting better. But, I think we set the tone early with the type of character and type of players we have.

**On the overall performance in the A10.**

I think the league has had a lot of teams that have performed very well. I don't know how you can say someone has done better than another. Obviously, I

think that we've done pretty well. We've played hard every week, but other people have too. I think it's a very competitive and tough league.

**[Payton Award Candidate, senior QB] Lang Campbell certainly showed his ability last season, but this year he has really taken it up another notch. Did you see the potential he had for such success?**

I did, but Lang has made it all possible. He is a hard worker and is extremely self-motivated. For example, last year he played well, but after the season he recognized that he had worn down in the last few games, so he worked out all throughout the off-season and stayed here in the summer and improved on his strength and stamina. He is a phenomenal player and it has been a pleasure coaching him and knowing him.

**It has been a couple years since W&M was in the tournament, so only a few of the upperclassmen have playoff experience. How much does that mean at this point?**

I don't think it matters much. I suppose it could help to have experience in situations like this where you need to win to survive. I believe how you have played at the end of the season heading into the tournament is far more important than what you and previous teams have done in the past.

**What do you know about first-round opponent Hampton?**

I know [Hampton head] Coach Joe Taylor and have tremendous respect for him and the program he runs at Hampton. Right now, I don't know much specifically about their team. It's been very busy this weekend, so I haven't gotten around to watching much tape yet, but we will catch up on that this week.

**Would you prefer to see a tiebreaker game in the Atlantic 10 at the end of the season?**

I think it would be something extremely difficult to organize and pull off. There are some outstanding teams in our conference and winning the league is a great accomplishment, whether or not there is a tie at the end. We are very proud to have finished on top, as I'm sure the other teams are too.

**Are you surprised about being seeded third?**

I am a little surprised considering we haven't been that high before. But, once you get into the tournament, every team is good and you have to be prepared to play regardless of the seeding.

**Lang Campbell has gotten a lot of attention this year for all he has accomplished. Do you feel there are some unsung heroes on this team who have really contributed to this season's success, but haven't received as much attention?**

One guy that has been under the radar a bit is our kicker [junior all-conference performer] Greg Kuehn, who has been tremendous. He has two walk-off game winners, as they call them in baseball, and also kicked three field goals in the rain at [10th-ranked] New Hampshire to win that game, 9-7. He has been a big factor this year. There are other guys on offense, like [senior all-conference running back] Jon Smith, who don't get as much attention because of the passing game, but he has always been steady and is always playing hard. He is the kind of guy you have to have a lot of respect for. On defense, there is junior linebacker Thad Wheeler, who is a walk-on and has been playing with a banged up shoulder this season. He makes you shake your head and wonder how he can play with it, but he has gone out there every day and done a great job.

# WILLIAM AND MARY PLAYOFF RECORDS

## INDIVIDUAL RECORDS

### SCORING

#### Most Points

24, Alan Williams vs. UMass, 1990

#### Most Touchdowns

4, Alan Williams vs. UMass, 1990

#### Most PATs

6, Brian Shallcross vs. Jackson St., 1996

#### Most Field Goals

3, Steve Christie vs. Delaware, 1986

### TOTAL OFFENSE

#### Most Yards

343, Mike Cook vs. Northern Iowa, 1996

### RUSHING

#### Rush Attempts

20, Robert Green vs. Central Florida, 1990

#### Rushing Yards

124, Robert Green vs. Central Florida, 1990

103, Tony Harris vs. Jackson State, 1996

### PASSING

#### Pass Attempts

44, Mike Cook vs. Northern Iowa, 1996

#### Completions

30, Mike Cook vs. Northern Iowa, 1996

#### Passing Yards

381, Mike Cook vs. Northern Iowa, 1996

311, Chris Hakel vs. UMass, 1990

273, Chris Hakel vs. Central Florida, 1990

270, Mike Cook vs. Jackson State, 1996

224, Dave Corley vs. Appalachian St., 2001

#### Touchdown Passes

5, Mike Cook vs. Northern Iowa, 1996

### RECEIVING

#### Receptions

9, Dave Conklin vs. Northern Iowa, 1996

9, Josh Whipple vs. Northern Iowa, 1996

#### Receiving Yards

152, Dave Conklin vs. Northern Iowa, 1996

151, Rich Musinski vs. Appalachian St., 2001

131, Josh Whipple vs. UMass, 1990

118, Mark Compher vs. UMass, 1990

109, Josh Whipple vs. Jackson State, 1996

105, Ray Kingsfield vs. Central Florida, 1990

#### TD Receptions

3, Josh Whipple vs. Northern Iowa, 1996

### DEFENSE

#### Sacks

1, held by 11 different players. Most Recent

- Chris Stahl vs. Appalachian State, 2001

#### Interceptions

1, held by eight different players. Most Recent

- Billy Parker, Marques Bobo and Ronnie Thomas vs. Appalachian State, 2001

## INDIVIDUAL LONG PLAYS

#### Rush from Scrimmage

50 yds, Robert Green vs. UMass, 1990

#### Pass Completion

75 yds, Dave Corley to Rich Musinski vs.

Appalachian State, 2001

73 yds, Chris Hakel to Alan Williams vs.

UMass, 1990

#### Touchdown Reception

75 yds, Musinski from Corley vs. Appala-

chian State, 2001

#### Punt Return

80 yds, Darren Sharper vs. Jackson State,

1996 (for TD)

#### Punt

61, Mike Nagelin vs. Appalachian State, 2001

61, Steve Christie vs. Furman, 1989

#### Kickoff Return

36 yds, G. Davis vs. Central Florida, 1990

36 yds, C. Gessner vs. Delaware, 1986

#### Interception Return

31 yds, Jeff Nielsen vs. UMass, 1990

#### Interception Return for TD

24 yds, Billy Parker vs. Appalachian St., 2001

#### Field Goal

51 yds, Steve Christie vs. Delaware, 1986

## TEAM RECORDS

#### Most Points

45, vs. Jackson State, 1996

#### Most Points Allowed

52, by Central Florida, 1990

#### Most Yards Gained

500, vs. UMass, 1990

#### Most Plays

73, vs. Northern Iowa, 1996

#### Rushing Yards

189, vs. UMass, 1990

184, vs. Jackson State, 1996

179, vs. Central Florida, 1990

#### Pass Attempts

44, vs. Northern Iowa, 1996

36, vs. Delaware 1986

30, vs. Central Florida, 1990

#### Pass Completions

30, vs. Northern Iowa, 1996

#### Passing Yards

381, vs. Northern Iowa, 1996

311, vs. UMass, 1990

296, vs. Jackson State, 1996

#### First Downs

23, vs. Northern Iowa, 1996

23, vs. Jackson State, 1996

#### Most Interceptions

3, vs. Appalachian State, 2001

#### Best Defense Against the Run

18 yds, vs. Jackson State, 1996

88 yds, vs. Northern Iowa, 1996

#### Best Defense Against the Pass

39 yds, vs. Appalachian State, 2001

78 yds, vs. Furman, 1989



### 2004 ATLANTIC 10 STANDINGS

SOUTH	A-10	Overall
* <sup>^</sup> William and Mary	7-1	9-2
*James Madison	7-1	9-2
*Delaware	7-1	8-3
Villanova	3-5	6-5
Richmond	2-6	3-8
Towson	0-8	3-8

NORTH	A-10	Overall
#New Hampshire	6-2	9-2
Massachusetts	4-4	6-5
Northeastern	4-4	5-6
Hofstra	3-5	5-6
Maine	3-5	5-6
Rhode Island	2-6	4-7

\*South Division/A10 Champions  
<sup>^</sup>Automatic bid to NCAA Playoffs  
 #North Division Champions

### ATLANTIC 10 IN THE I-AA PLAYOFFS

Saturday, November 27

Hampton at William and Mary	12 pm
James Madison at Lehigh	TBA
Lafayette at Delaware	TBA
New Hampshire at Georgia Southern	6:00 pm

### W&M'S ATLANTIC 10 RANKING

Total Offense	3rd	409.0
Passing Offense	2nd	283.7
Rushing Offense	11th	125.3
Scoring Offense	3rd	33.3
Pass Efficiency	1st	161.3
Third-down Conversion	1st	49.1
Fourth-down Conversion	1st	81.8
Red Zone Offense	1st	.942
Sacks Against	T-4th	16
Total Defense	7th	357.4
Passing Defense	5th	202.3
Rushing Defense	8th	155.1
Scoring Defense	4th	22.9
Pass Defense Efficiency	7th	124.1
Sacks	T-5th	25
Turnover Margin/game	T-2nd	0.82
Punting	4th	34.2
Kickoff Returns	6th	20.8
Punt Returns	8th	7.7
Kickoff Coverage	1st	18.5
Penalties	1st	42.8
Field Goals	2nd	.762
PAT Kicking	1st	1.000
Time of Possession	5th	30:49

### W&M INDIVIDUALS IN THE A-10 TOP 10

Pass Yds/Game	Campbell	1st	276.1
Total Offense	Campbell	1st	294.4
Pass Efficiency	Campbell	1st	164.8
Rushing	Smith	9th	53.6
Punting	Mesi	3rd	39.5
Scoring	Kuehn	3rd	8.4
Scoring (Kick)	Kuehn	2nd	8.4
All Purpose	Thompson	2nd	141.5
Rec. Yds/Game	Thompson	2nd	107.8
FG/Game	Kuehn	1st	1.45
PAT Pct.	Kuehn	1st	100.0
Kick Return Avg.	Cason	8th	23.2
Punt Return Avg.	Shaw	9th	7.7
Sacks	O'Connor	T-2nd	8.0
Tackles for loss	O'Connor	7th	12.0
Interceptions	Miller	T-10th	3
Fumbles Recov.	Tra. McLaurin	T-3rd	3
Passes Defended	Miller	T-4th	10

## W&M GAME NOTES

NCAA PLAYOFFS FIRST ROUND VS. HAMPTON - NOV. 27, 2004

### W&M PLAYOFF HISTORY

**Postseason History:** In earning the Atlantic 10 Conference's automatic bid, and the NCAA's No. 3 seed, the Tribe will be making its seventh appearance in the NCAA I-AA Playoffs. The Tribe has played eight total games in its six previous visits (all during head coach Jimmye Laycock's tenure), advancing to the quarterfinals on two occasions. The Tribe has won two of the eight games, including its last two home games (1996 and 1990).

The last time W&M hosted a home game in the playoffs was after the 1996 season, which also saw the College run off a 9-2 regular season record and capture the conference's automatic bid. The Southwestern Athletic Conference's Jackson State was the opponent on that afternoon, which saw the Tribe jump out to an early lead and eventually capture a decisive 45-6 win.

The Tribe is 2-1, all-time, in playoff contests at Zable. The following is a complete list the Tribe's home playoff contests.

Year	Team	Result
1986	Delaware	L 51-17
1990	UMass	W 38-0
1996	Jackson St.	W 46-6

Since the Tribe is a seeded team, and has submitted bids to host for the first three rounds, the squad is assured a second home game, should it prevail on Saturday, vs. the Pirates. A win would bring the College its first quarterfinal home game in school history.

### THE W&M-HU SERIES

**Against the Pirates:** Saturday's game with Hampton will mark the biggest stage the young series between the two Tidewater powers has seen since the teams first met in the season opener of the 1997 season. The College has prevailed in both contests, but the last meeting (in 1998) came down to the wire as a then-second ranked Pirates squad was not defeated until W&M safety Komlan Lonergan pulled down an interception in the end zone with less than a minute remaining to secure a 41-34 Tribe win.

With less than forty minutes of interstate separating the two campuses, bragging rights for the Peninsula hang in the

balance. When the Tribe started the 1997 season off with a 31-6 win over Hampton, the Pirates proceeded to rip off 10-consecutive wins to end that year and earn its first NCAA Division I-AA playoff bid. Then, HU started its 1998 season with another seven-straight wins and was ranked second nationally before the Tribe visited the Hampton campus and ended the run with the cliff-hanger victory. Despite the setback to the College, the Pirates were still counted among the nation's elite teams and eventually made a visit to the NCAA Playoffs that season as well.

Certainly, a series that is just two games old doesn't really lend itself much towards establishing trends, streaks or such, especially when the last meeting came a full seven years ago, but since its all there is, I present the following:

- In two games vs. Hampton, the Tribe has thrown for 580 yards and six TDs, completing 41 of 69 attempts (.600). Included in those 41 completions are six touchdown passes, against just one INT (former Tribe All-American Mike Cook is responsible for the majority of the numbers). Conversely, the Pirates have thrown seven interceptions over the two meetings, vs. just two scoring passes. But, the squad had completed 46 of 85 total attempts (.541) for 543 yards.
- Speaking of turnovers, Hampton committed nine in the two games, vs. just three total for the College.
- The Tribe has scored an average of 36 points in the two games, while it had limited the Pirates to an average of 20 points.
- Hampton out gained the Tribe in the second meeting, 505 total yards to 494, on the strength of a series-best 353 passing yards by QB Roy Johnson, but was slowed by his four interceptions that afternoon.
- In the first contest, at Zable Stadium, Cook was an extremely efficient 18 for 27 for 243 yards and three scores (in just over a half of work).
- The College also holds a slight edge on the ground, as it has out rushed the Pirates 246 yards to 216 in the two games. W&M is averaging 3.8 yards an attempt vs. Hampton, while HU's ground game averaged 2.6 yd/attempt in the two games.

The only possible factor that could



give the numbers above any significance is the fact that both teams have retained its head coaches since the last meeting. Hampton's Joe Taylor has been one of the more consistent winners in the I-AA ranks in recent years and has been widely recognized as one of the nation's respected coaches in his 13 years on the Pirates' sidelines. Much the same can be said for the Tribe's Jimmie Laycock, as he has shaped the College into one the nation's premier programs in his 25 years at the top of the Tribe program.

**Did You Know?:** That former Pirate standout running back Montrell Coley is the cousin of current William and Mary sophomore tailback Delmus Coley. Montrell was a first team All-MEAC selection and a Third Team Sports Network All-American in his senior season. Delmus seems to be ready to follow in his cousins' large footsteps, as he led the Tribe in rushing as a redshirt freshman a season ago and is preparing to make a strong comeback from a knee injury suffered in the 10th game of 2003 that sidelined him for the entire 2004 season.

**Coincidence?:** Including the 2004 season, the Hampton Pirates have faced the Tribe in every season that they've made

an NCAA I-AA Playoff appearance (1997 and 1998 being the other years HU has played in the I-AA postseason).

**W&M TEAM NOTES**

**Poll Watching:** With its second consecutive week with a No. 6 billing in the Sports Network I-AA Top 25, William and Mary has been ranked in the top-10 for the third consecutive week. It also is the Tribe's highest ranking since Oct. 19, 1998, when W&M was also tabbed No. 6. The Tribe was ranked No. 9 in the TSN preseason poll that year and slipped to No. 10 in the Sept. 2, 2002 poll, after a season-opening loss to Indiana. It had been 39 consecutive polling weeks since the Green and Gold appeared in the top 10, before entering at No. 10 on Nov. 7.

Looking at the ESPN/USA Today I-AA Top 25, the Tribe is also ranked No. 6 in this week's installment. W&M has been ranked or receiving votes in every ESPN/USA Today poll this season. Here is a complete listing of the Tribe's week-by-week rankings in each poll this season, after the previous week's game:

Opponent	Poll Date	TSN/ESPN
--	Preseason	--/RV
UNC - L, 38-49	Sept. 6	RV/no poll
Open	Sept. 13	RV/RV



**LAST WEEK'S RESULTS - Nov. 20**

- \*William & Mary 38, Richmond 14
- \*Delaware 41, Villanova 35
- \*James Madison 31, Towson 17
- \*Northeastern 42, Rhode Island 14
- \*New Hampshire 50, Maine 36
- \*Massachusetts 40, Hofstra 30

**A-10 WEEKLY AWARDS - (Nov. 21)**

- Offensive** - Lang Campbell, W&M
- Defensive** - Corey Graham, UNH
- Rookie** - Tony LeZotte, James Madison  
James West, Northeastern
- Special Teams** - Marc Thomson, NU  
Sydney Haugabrook, Delaware

**A-10 IN THE NATIONAL POLLS - (Nov. 22)**

Sports Network	ESPN/USA Today
5. New Hampshire	5. New Hampshire
6. William & Mary	6. William & Mary
8. James Madison	8. James Madison
10. Delaware	10. Delaware

(see page 12 for complete polls)

**TOP 10 CAREER A-10 COACHING VICTORIES**

1. Bill Bowes (UNH, 1972-98)..... 97
  2. "Tubby" Raymond (UD, 1966-01) .. 89
  3. Andy Talley (VU, 1985- ) ..... **81**
  4. *Jimmie Laycock (W&M, 1993- ) ... 65*
  5. Jim Reid (UMass, 1986-91, UR, 95-03)...61
  6. **Jack Cosgrove (UM, 1993- ) ..... 43**
  7. Tom Jackson (UC, 1983-93)..... 42
  8. Hal Westerman (UM, 1951-66)..... 41  
Vic Fusia (UMass, 1961-70)..... 41
  10. Bob Griffin (URI, 1976-92)..... 37
- Acitve Coaches in Bold

**ALL-TIME CONFERENCE STANDINGS (11/21)**

Team	Conf. Record	Pct.
Delaware	108-45-0	.706
<b>William &amp; Mary</b>	<b>65-33-0</b>	<b>.663</b>
Massachusetts	201-118-4	.628
Villanova	81-58-0	.583
<i>Connecticut</i>	<i>158-115-10</i>	<i>.576</i>
James Madison	51-48-0	.515
New Hampshire	163-161-10	.503
Hofstra	16-19-0	.457
<i>Boston U.</i>	<i>143-177-7</i>	<i>.448</i>
Maine	146-182-7	.446
Northeastern	40-59-0	.404
Richmond	60-93-0	.392
Rhode Island	118-214-7	.358
<i>Vermont</i>	<i>27-63-2</i>	<i>.304</i>
Towson	0-8-0	.000

*Former members in italics*

**THE LAST MEETING**

**#12 William and Mary 41, #2 Hampton 34**

**HAMPTON, VA(10/31/98)** - Senior All-American quarterback Mike Cook threw a 65-yard touchdown pass to sophomore wide receiver Chris Rosier with 2:53 remaining to lift 12th-ranked William and Mary over previously unbeated and second-ranked Hampton, 41-34, at Armstrong Stadium in Hampton.

It was the third time Cook and Rosier connected on scoring passes, as Cook completed 21 of 37 attempts for 339 yards and three touchdowns. Rosier hauled in seven catches for 150 yards and established a career-high for touchdown receptions.

The game-winning strike came just 33 seconds after the Pirates' Montrell Coley, cousin of current Triber RB Delmus Coley, knotted the score at 34-34 with a five-yard TD run, his second of the game.

Sophomore tailback Hameen Ali carried 25 times for 133 yards and two touchdowns to pace the Tribe ground attack, and four different players recorded an interception, as W&M overcame 505 yards of total offense by Hampton.

Pirates' quarterback Roy Johnson threw for 353 and two TDs, including an 80-yard scoring strike to wide receiver Warren Broughton in the second quarter, but was interceded by the Tribe's Mike Beverly, Jimmy Cerminaro, Komlan Lonergan and Hasani Cameron.

	1	2	3	4	Final
William and Mary	10	10	7	14	41
Hampton	0	7	13	14	34

**Scoring Summary**

Qtr	Team	Score	Time
1st	W&M	Rosier 40 pass from Cook (Sterba kick)	11:31
	W&M	FG Sterba 20	0:56
2nd	HU	Broughton 80 pass from Johnson (Wyatt kick)	7:08
	W&M	FG Sterba 35	4:33
	W&M	Ali 10 run (Sterba kick)	1:22
3rd	HU	Coley 7 run (kick failed)	12:38
	W&M	Rosier 8 pass from Cook (Sterba kick)	10:42
4th	HU	Broughton 10 pass from Johnson (Wyatt kick)	4:01
	HU	Mayer 21 run (Wyatt kick)	13:47
	W&M	Ali 8 run (Sterba kick)	7:59
	HU	Coley 5 run (Wyatt kick)	3:26
	W&M	Rosier 65 pass from Cook (Sterba kick)	2:53





## MEDIA CENTER

### WILLIAM & MARY ON THE RADIO

Stretching over 150 miles across Virginia, the William and Mary radio network is the gateway to all of the Tribe's football action over the air. Veteran broadcast team Jay Colley (play-by-play) and Bob Sheeran (color) will once again relay the excitement of Tribe football over the airways on Saturdays. In addition to your local stations, all Tribe football and men's basketball games can be heard via the W&M athletics web site, [www.TribeAthletics.com](http://www.TribeAthletics.com).

#### W&M Radio Network Affiliates

WMBG	740 AM	Williamsburg
WSRV	92.3 FM	Williamsburg
WBRG	1050 AM	Lynchburg
WTOX	1480 AM	Richmond

# KUEHN EARNS TOP HONORS



*Junior Greg Kuehn was named the Atlantic 10 Special Teams Player of the Year, after converting 16 of 21 field goal attempts and 44 of 44 PATs. He kicked three game-winning field goals this season, all against ranked opponent, including two on the final play of the game.*

UNH - W, 9-7	Sept. 20	RV/RV
VMI - W, 42-6	Sept. 27	RV/RV
NU - W, 38-35	Oct. 4	18/18
LU - W, 37-17	Oct. 11	16/16
URI - W, 31-24	Oct. 18	13/13
UD - L, 28-31	Oct. 25	16/15
TU - W, 41-16	Nov. 1	13/13
VU - W, 37-29	Nov. 8	10/10
JMU - W, 27-24	Nov. 15	6/6
UR - W, 38-14	Nov. 22	6/6

**More on the Rankings:** The Nov. 13th win at then fourth-ranked James Madison was the Tribe's second win over a top-10 team on the road this season, having also defeated then 10th-ranked New Hampshire, 9-7, on Sept. 18. Overall, it was the Tribe's fifth contest against a ranked opponent this season, as W&M has posted a 4-1 mark against ranked opposition. The College will be facing its sixth ranked opponent of the season Saturday, as Hampton sports a No. 12 national ranking heading the playoffs.

JMU was the second-highest ranked team the Tribe faced this season, having also taken on Delaware, which was tabbed No. 3 at the time. Despite jumping out to a 21-7 first-quarter lead, W&M dropped a narrow 31-28 decision to the Blue Hens on Oct. 23, marking the Tribe's only loss to a ranked opponent this season.

Here is a closer look at W&M's wins over ranked opponents this season:

Date	Opponent	Ranking	Result
9/18	New Hampshire	10	W, 9-7
10/2	Northeastern	16	W, 38-35 OT
11/6	Villanova	19	W, 37-29
11/13	James Madison	4	W, 27-24

**Computer Savvy:** While on the subject of rankings, William and Mary remained third in the USA Today/Sagarin computer rankings. W&M, which has been rated as high as No. 2 in the Sagarin ratings this season, owns the second-highest position of all A10 teams, one spot behind No. 2 New Hampshire, which the Tribe defeated, 9-7, on the road earlier this season.

W&M moved up 12 spots to No. 50 overall in Division I, checking in higher than such traditional I-A powers as Washington State (51), Maryland (52), Nebraska (54) and Michigan State (64).

**Simply the Best:** By choosing four Atlantic 10 Conference teams to compete amongst the final 16 in the championships

field, the NCAA selection committee seems to have verified what the statistics and polls have shown all season, that the A10 is the nation's premier I-AA conference. With four teams currently ranked in the national top 10 (Delaware, No. 10, James Madison, No. 9, William and Mary, No. 6 and UNH, No. 5), the case for the A10 being so strongly represented was a good one. Overall the league has a mark of 21-5 against fellow I-AA competition and has recorded a pair of wins over I-A schools. Including all games, the Atlantic 10 is a stellar 23-11 in non-conference play.

In the latest Sagarin Rankings, the A10 is far-and-away the highest I-AA conference, as can be seen by the following listing of the top 8;

#### **Sagarin Conference Rankings**

1. Atlantic 10	64.82
2. Great West	55.03
3. Ivy	54.50
4. Southland	54.18
5. Gateway	53.64
6. Southern	52.58
7. Big Sky	52.57
8. Patriot	51.43

**Sensational Silver Season:** William and Mary put an exclamation point on what has been an exceptional 2004 regular season by defeating state and conference rival Richmond, 38-14, last Saturday. Coincidentally, all of this success has come as head coach Jimmye Laycock celebrates his milestone 25th season at the helm of the program.

Already this season, the Tribe has secured its 15th winning season in the last 17 years (only non-winning seasons have been in 1991 - 5-6; and 2000 - 5-6). With a 7-1 record in conference play, the Tribe is also posted its 12th-straight .500, or better, record in conference play (every season the College has been a member of the league). Every other conference team has suffered through at least one losing season in league play during this span.

The following are some of the other significant accomplishments that the program has achieved this season:

#### **William and Mary has ...**

- Won the Atlantic 10 Co-Championship, earned the conference's automatic bid and was named as the No. 3 seed in the NCAA Playoffs, the highest seed school history.

- Defeated four ranked opponents (No. 10 New Hampshire, 9-7; No. 16 Northeastern, 38-35; No. 19 Villanova, 37-29; and No. 4 James Madison, 27-24) on the season. One has to go back to the 2001 season to find the last time the Tribe has defeated as many top 20 teams.
- Recorded a pair of road wins over two teams currently in the NCAA's Championship field of 16 (New Hampshire and James Madison).
- Improved Laycock's career record in conference play to 65-33 and his conference winning percentage to .663. Currently, his winning percentage is good for 15th on the league's all-time listing. His .663 winning percentage in conference play trails only Tubby Raymond (.701, 89-36) and Mark Whipple (.686, 35-16) amongst all-time league coaches who have 50, or more, league games under their belts.
- Secured its best regular season record since 1996 and became only the eighth team in school history to win nine games in a season.
- Won all five home games on the season, its first undefeated home regular season since 1996. The 1990 and 1996 teams are the only squads in school history to win six home games in a single year (as each won a first round home playoff game after sweeping the regular season home slate). The Tribe now has won its last six-straight home games, dating back to last season.
- Finished the season with a 7-1-conference record, which ties it for the most single-season conference wins in school history.
- Finished the regular season with a top 10 ranking for the first time since the 1996 season.
- Seen this year's senior class become the first in school history to collect two conference championship rings.

**What a difference a year makes:** Taking a look back at the 2003 final defensive statistics (W&M played 10 games, due to Sept. 27th cancellation of Maine game), the unit has improved in nearly every defensive category through the 2004 regular season, which not surprisingly led to an 9-2 overall mark.

Most notably, the Tribe is allowing nearly seven points fewer per game at 22.9, which ranks fourth in the A10 in scoring defense. Also, the unit is yielding close to 60 less rushing yards per contest. Going hand in hand with the decrease in

rushing yards is a dramatic decline in the number of rushing touchdowns allowed by the Tribe. In 10 games last season, W&M surrendered 24 touchdowns on the ground, but cut that number to 16 this year.

Here is a closer comparison of this year's numbers against the 2003 final statistics:

Category	2003 AVG	2004 AVG
Points/Game	29.2	22.9
Rushing Yds	211.4	155.1
Passing Yds	218.0	202.3
Total Offense	429.4	357.4
Sacks	23	25
Interceptions	9	10
Fumble Recov.	9	6
Rush TDs	24	16
Pass TDs	12	16

**The Best Defense is ...:** The Nov. 13 win at James Madison marked the end of a brutal scheduling quirk that pitted the Tribe against the Atlantic 10's current top four defenses in consecutive weeks. Starting with a Delaware squad that was second overall in the league (10/23), through this past weekend's contest with a Dukes defense that entered the game second in total defense and first in points allowed, the College managed to post very impressive numbers.

Led by Payton Award Nominee and All-American Candidate, QB Lang Campbell, W&M didn't miss a beat.

The following is a look at what the defense was averaging coming into the contest, and then what the Tribe's attack was able to post against them.

(A10 Rank)	Opp. Avg/G	WM's output
<b>AVG/G Tot. Def.</b>	<b>Pass Def.</b>	<b>Rush Def. Scr. Def</b>
UD (2) 259.7/385	162.3/355	97.3/30 18.5/28
TU (3) 289.7/585	119.1/305	170.7/289 21.2/41
VU (2) 286.9/399	188.8/232	98.1/167 18.9/37
JMU(2) 290.2/378	202.3/323	87.9/55 15.9/27

In the four games, the squad amassed 1,747 total yards, an average of 436.75 yds/gm, including 303.8 yards/game passing, and better than 33 points a contest (133 total).

**Not in a Giving Mood:** While several members of the Tribe football team are involved in various charities throughout the Tidewater area, the William and Mary offense, as a whole, could be classified as



*Sophomore OL Cody Morris was named a second team All-Atlantic 10 selection.*

downright selfish when it comes to helping handouts to opposing defenses. The win at James Madison marked the fourth time this season that the Tribe ended a game with no turnovers (the others being at UNC, vs. URI and vs. Villanova). The College has not had more than one turnover in any game and currently is second in the league, and 17th in the nation, with a +.87 turnover margin.

**Did You Know?:** That William and Mary's total of seven turnovers (one INT, six fumbles) on the season is the lowest figure in the nation. The next closest total on the I-AA level is 11 by Cornell.

Three teams are currently tied for the NCAA single-season record for fewest turnovers with nine (Hofstra in 1999, Harvard in 2001 and Yale in 1999).

**Continued Greatness:** By ending the season scoring 38 points and running up 473 total yards in the win over Richmond, the Tribe's entire offensive unit, only seems to only get more efficient and effective as the season wears on. With the standout performance over Richmond, William and Mary ended the regular season averaging 409.0 yards and 33.3 points a contest. It marks the first time since the 2001 season that the Tribe has averaged over 400 yards and 30 points a game. But, amazingly, it is the eighth time in the last 15 seasons since 1990 that a Laycock coached offense has produced a season average of better 400 yards and 30 points a contest.

The following are just some of high-

lights of what the Tribe's attack has accomplished this season:

#### **The College's offense has ...**

- Scored 31, or more, points in eight of the 11 games on the season. It's average of 33.3 pts/game ranks it second in the league and 20th in the nation.
- Fashioned 37 scoring drives of 60 yards or more (out of 61 total). (See a complete listing on page 27).
- Thrown for more yards than 10 of 11 opponents (only exception being Villanova) on the season and has been out rushed by only four (UNC, URI, Delaware and James Madison).
- Turned the ball over only six times (five fumbles, one interception). The only other turnover for the College on the season came on a muffed punt. Currently, the College is second in the conference and 17th nationally in turnover margin with a +.82/game average.
- Been held scoreless in just eight of the 44 quarters it has played this season. Overall, the team has scored points of some kind in 82% of the quarters on the year (36 of 44).
- Averaged 283.73 passing yards/game, which ranks second in the conference and eighth nationally.

**Seeing Red:** The Tribe's offense is nothing, if not persistent when it comes to finishing drives. Against Richmond, the College was its usual efficient self in the red zone, as it converted all four trips inside the Spiders' 20-yard line into touchdowns.

Entering this weekend's action with Hampton, the College has converted an amazing 49 of its 52 red zone opportunities into points (36 TDs, 13 FGs; .942).

The Tribe started the season with an incredible streak of 40-straight conversions (with Campbell at QB). This was snapped two weeks ago against Villanova, as the Wildcats snuffed out a W&M fourth-and-goal attempt from the one-yard line (in the fourth quarter). Before that stop, the last time that Campbell and the Tribe's attack failed to convert an opportunity in the red zone came in the ninth game of the 2003 season (vs. UNH; a fumble at the 10-yard line late in the second quarter). Since that miscue, W&M had run off points of some variety in 48-consecutive ventures inside the opposition's 20-yard line (36 TDs, 12 FGs). (See complete chart on page 28).

**Cashing In:** In the regular-season ending 38-14 victory over Richmond Saturday, the Tribe forced at least one turnover for the fourth consecutive game, and for the fourth consecutive game the offense turned a take away into points.

Junior **Jon Shaw's** interception at the W&M 23-yard line in the third quarter led to a five-play, 77-yard scoring drive that was capped by a five-yard TD pass to Joe Nicholas. It was the 12th time this season that the Tribe converted a turnover into points of some kind, and more importantly, of the 12 times it was the 10th time W&M took it to the house for six points.

In the Nov. 13th win over JMU, senior Jon Smith's scored on a three-yard run three plays after **Chris Ndubueze** forced a fumble on third down, which was recovered by junior defensive back **Stephen Cason**.

Smith was the benefactor yet again in the Nov. 6th win over Villanova, scoring from 17 yards out after senior defensive lineman **Wade Harrell's** 19-yard interception return in the fourth quarter. It was Harrell's second interception of the season, extending his W&M record for interceptions by a down lineman to four.

At Towson on Oct. 30, after Ndubueze recorded his first career interception, W&M went 65 yards on 12 plays and junior Greg Kuehn kicked a 32-yard field goal to give the Tribe a 24-3 lead heading into halftime. (See scoring drives chart on page 27.)

**Covering the Kicks:** The Tribe completed the regular season leading the A10 in kickoff coverage, yielding just 18.5 yards per kickoff return. That figure will be severely tested in Saturday's first-round playoff game against Hampton, as the Pirates lead the nation in kickoff return averaging, gaining nearly 30 yards per return (29.5). HU senior Jerome Mathis, an All-American in the 200-yard dash, has returned 21 kicks for 722 yards this season, an average of 34.4 per attempt, and has taken a kickoff to the house four times.

**No Flags on the Play:** Discipline has long been a customary trademark of head coach Jimmie Laycock's program, and this season has certainly been no different, as the College has been penalized fewer times than any other A10 team (55). W&M has been flagged for a total of 456 yards this season (45.6/game).

## **INDIVIDUAL OFFENSIVE NOTES**

**Upward Trend:** Despite a scintillating 322-yard, four TD effort (two passing, two rushing) performance in the season opener at North Carolina, Tribe Payton Award Candidate, QB Lang Campbell's QB efficiency rating sat at a career low 140.7 three games into the 2004 campaign. He sat sixth in the conference and was not amongst the top 20 in the nation. But, starting with his career-best 378-yard afternoon in the overtime win at Northeastern, Campbell's efficiency rating has sky-rocked a remarkable 24 full points over the past eight weekends to its current career-best mark of 164.85. This figure ranks him first in the conference and places him third nationally.

The biggest surge came over the weekends that had seen him face off against two of the better defenses in the conference (Delaware and Towson). In the two games, Campbell completed 40 of his 59 attempts (.678) for 623 yards and seven touchdowns (vs. no interceptions) and ballooned his QB rating 12 points.

**Record Breaking:** Campbell's 323-yard afternoon vs. James Madison was his fifth, 300-yard-plus effort in 11 games on the season, which stands the school's single-season record for 300-yard games.

Campbell passed former Tribe all-time great signal callers, Mike Cook (1998), Chris Hakel (1991) and Stan Yagiello (1985), who each turned in four afternoons of 300-plus passing yards in a single season.

**The Bottom Line:** While Campbell's career has produced some gaudy statistics, perhaps none are more impressive than the fact that he has lead the Tribe to wins in 11 of the last 13 games, including 10 of his last 11 conference tilts.

He sports a career overall record of 14-7 as a starter, including a 11-5 mark in conference play.

**Did You Know?:** NCAA Division I-AA record low for a interception percentage (among QBs with more than 324 attempts) is .84, set by Jimmy Blanchard of Portland State during the 1999 season (3 INTs in 355 attempts). Campbell's .31 is well below the mark, but, since the 2002 season, the NCAA has started to include post-season statistics in the NCAA record



books, so he must maintain it through what remains of the post season.

**What's in a Name?:** Lang Campbell's given name is Samuel Langdon Campbell. He goes by his middle name, as does his maternal grandfather, Samuel Langdon Gordon, whom he is named after.

**Hard to Believe?:** Despite the Tribe's great history of offensive excellence, and having averaged over 400 yards and nearly 30 points a game since joining the conference in 1993, Campbell is the College's first player to earn the prestigious award in the team's 12 seasons as a conference member. Two players (Jason Miller, 1995; and Darren Sharper, 1996) have earned the conference Defensive Player of the Year honors, while three have earned the Rookie of the Year honors (WR Dave Conklin, 1995; QB Dave Corley, 1999; and WR Rich Musinski, 2000).

**U'Nique Performer:** Entering the season, the Tribe's coaching staff had focused on finding an able replacement for the void left by the graduation of All-American WR Rich Musinski (who graduated with school career records in receptions, 223, receiving yards, 4,168, and TD receptions, 31). The team turned to senior Dominique Thompson and he responded to the challenge by turning in what has the potential to go down as one of, if not THE finest season ever by a Tribe wide out. His 1,186 receiving yards and 10 TDs on just 55 catches (an average of 21.6 yds/catch) earned him his first career all-conference recognition, as he was named to the A10's Second Team, and marks him as one of the most dangerous deep threats in the league.

He has turned in four 100-yard plus receiving efforts in the last eight games. With 122 yards vs. Towson (10/30) he became just the sixth Tribe player to break the 1,000-yard barrier on a season, and the first to do it in just eight games (the previous best was nine games by Rich Musinski in 2001; which he ended with a school record 1,393 yards in 12 games).

His 10 touchdown receptions on the season is already the top single-season total since Musinski brought in 12 in 12 games in 2001. The single-season record for receiving TDs is 15, set by Vito Ragoza in the 1947 season.

The following is a little closer look

at some of what Thompson has accomplished so far this season:

- Only Tribe player to record two, 200-plus yard games (244 at Delaware, 10/23; 221 at Liberty) in a career (much less a single season, or four game span).
- His last eight games include three performances in the Tribe's top 20 single-game records (157 vs. NE, 18th; 221 at Liberty, 4th; and 244 at Delaware, 1st). By comparison, Rich Musinski has only four games in the top 20 out of his 46 career starts (to Thompson's 11). (See a complete listing on page 26)
- With 1,186 receiving yards, he holds the second position on the team's single-season receiving yardage list (see complete chart on page 17). He broke the 1,000-yard barrier quicker than any player in school history (eight games). The former record was nine games, set by Rich Musinski in 2001.
- His average of 107.8 yds/game ranks fifth nationally and is second in the A10.
- His average of 21.6 yds/catch currently ranks third nationally among players with more than 35 receptions.
- Has four scoring plays of 60-plus yards (87, 77, 64 and 62) on the season.
- 47 of his 55 receptions on the season have resulted in first downs for the Tribe.

He ended his regular season with a solid four-catch, 74-yard performance vs. Richmond, that was highlighted by a 25-yard TD catch in the first quarter. He also contributed a 38-yard reception in the third quarter that set the team up inside the Spider five-yard line and led directly to another Tribe score. This performance was one-week removed from an effort at James Madison, that at least on paper, would seem a fairly non-descript, as Thompson tallied a modest three catches for 59 yards. These numbers would seem to be especially tame compared to some of the huge outings he has put up in the past couple of weeks. But, numbers are deceiving as Thompson played a crucial role in helping lead the Tribe to the upset in Harrisonburg.

His first catch of the afternoon came on the Tribe's first, and only, possession of the third quarter. W&M, trailing by seven points, had come up empty on its last two series (in the second quarter) and was desperately looking to make a play. Faced with a third and seven at its own 42-yard line, Thompson provided the spark by

<b>SPORTS NETWORK TOP 25</b>			
<b>Nov. 22</b>			
<b>Team (1st place votes)</b>	<b>2004 Record</b>	<b>LW</b>	
1. Southern Illinois (72)	10-1		1
2. Furman (2)	9-2		2
3. Western Kentucky	9-2		3
4. Georgia Southern	9-2		4
5. New Hampshire	9-2		5
<b>6. William and Mary</b>	<b>9-2</b>		<b>6</b>
7. Montana	9-2		7
8. James Madison	9-2		9
9. Sam Houston State	9-2		10
10. Delaware	8-3		11
11. Hampton	10-1		12
12. Harvard (2)	10-0		13
13. Jacksonville State	9-1		14
14. Eastern Washington	8-3		15
15. Northwestern State	8-3		16
16. Lehigh	9-2		8
17. Cal Poly	9-2		18
18. Wofford	8-3		17
19. Alabama State	8-1		19
20. Southern	8-2		20
21. Pennsylvania	8-2		22
22. Coastal Carolina	10-1		21
23. South Carolina State	9-2		23
24. North Dakota State	8-3		24
25. Lafayette	8-3		NR
<b>ESPN/USA TODAY TOP 25</b>			
<b>Nov. 22</b>			
<b>Team (1st place votes)</b>	<b>2004 Record</b>	<b>LW</b>	
1. Southern Illinois (37)	10-1		1
2. Furman	9-2		2
3. Western Kentucky	9-2		3
4. Georgia Southern	9-2		4
5. New Hampshire (1)	9-2		5
<b>6. William and Mary</b>	<b>9-2</b>		<b>6</b>
7. Montana	9-2		7
8. James Madison	9-2		8
9. Sam Houston State	9-2		11
10. Delaware	8-3		10
11. Hampton	10-1		12
12. Harvard	10-0		13
13. Eastern Washington	8-3		15
14. Jacksonville State	9-1		14
15. Northwestern State	8-2		16
16. Cal Poly	9-2		18
17. Lehigh	9-2		9
18. Wofford	8-3		17
19. Alabama State	8-1		19
20. Southern	8-2		20
21. Pennsylvania	8-2		22
22. South Carolina State	9-2		25
23. North Dakota State	8-3		21
24. Lafayette	8-3		NR
25. Coastal Carolina	10-1		23

connecting with Campbell on a slick 35-yard pick up on a crossing route that put the Tribe in business on the Madison 23. Just five snaps later, the College was in the end zone and back in the ball game.

Thompson came through even larger on the crucial final series, where the Tribe moved 43 yards in just five plays (and 38 seconds) to set up the game-winning field goal. Despite drawing extra attention from the Madison defense, the native of Durham, NC still worked his way open for a pair of clutch catches on the improbable drive. His first was a quick stop route along the sideline that picked up six yards and stopped the clock. This set up his second reception, which was an 18-yard gain over the middle, which ended with him holding onto the ball after taking a huge hit. Two plays later, place kicker Greg Kuehn ended it with his right foot.

**Record Setting:** Thompson had a school-record 244 receiving yard afternoon vs. Delaware (10/23). His four touchdown-effort, on just six receptions, vs. the Blue Hens ranks as a performance unrivaled in the College's 100-plus year football history. The scintillating effort included scoring plays of 87 (also a school record), 64, 62 and 10 yards. Most of his damage came in the first quarter, as he rang the Delaware defense up or 159 yards and three scores. The afternoon, which was his second 200-yard outing in the last four games, earned Thompson the league's Offensive Player of the Week, as well as national honors from ESPN/USA Today, who named him its I-AA National Offensive Player of the Week. He was also tabbed as Weekly All-Star by the web site I-AA.org.

The following is a point-by-point run-down of what Thompson accomplished during the game vs. Delaware:

- Set school record for receiving yards (244, old record was 240 set by Dave Conklin vs. VMI in 1997 – on nine receptions).
- Four TDs ties school record for single-game TD receptions (most recently set by Corey Ludwig in 1993 vs. Maine).
- His one-game average of 40.7 yds/catch establishes school's single game record (among players with more than five catches). He was just off the NCAA's single-game record of 44.6, set by former NFL standout John Taylor while he was at Delaware State in 1985 (vs. Division II St.

Paul's, 9/21/85).

- The 159 first quarter yards is a school record.
- His 87-yard TD reception ties the school's 43-year old record for longest pass play, first set by current NFL coach Dan Henning, who connected with Tom Scott vs. Navy in 1961.
- Also set the College's record for pass plays of 60 or more yards in game (three).
- His 244 yards ranks as eighth best single-game performance in A10 history and is the fourth-best effort in a game between two league teams.

**More on Thompson:** In the Tribe's win over Liberty (10/9), Thompson established a career high in receptions with 10 (for 221 yards). His 10 catches is made more impressive by the fact that only THREE Tribe players have recorded 10, or more, receptions in the last 10 years in Laycock's diverse, spread the field, offense. For example, the top four receivers in school history (in terms of catches) combined for just a TOTAL of three 10-plus-reception afternoons (Rich Musinski, two; Dave Conklin, one).

**Fantastic Frosh:** Redshirt freshman Joe Nicholas has steadily emerged one of the conference's most reliable possession receivers over the final weeks of the season. He has teamed with senior John Pitts and junior TE Adam Bratton (see Big Target note to follow) to give opposing defenses fits by working underneath zones and in the flats. With at least one game left in his 2004 season, and 42 catches already to his credit, Nicholas is just three receptions away from breaking the William and Mary freshman record.

He has caught five, or more, passes in four of the last five games, and has caught at least one ball in 10 of the 11 games on the season. Two weeks ago, in the crucial win at James Madison, Nicholas established a career-best seven receptions against the stingy Dukes defense for 77 yards. Last week against Richmond, he brought down six spirals for 91 yards and a touchdown. Also included in his afternoon, was a career long 51-yard catch and run. He had his career-best afternoon, in terms of yardage, vs. Northeastern, when he collected 111 yards on six receptions.

Three players hold the Tribe's freshman record for receptions and, perhaps not

coincidentally, all three went on to place in the top five in both the College's all-time receptions and receiving yardage listings. The following is a listing of the top five seasons by freshman receivers in school history.

Player (Year)	Rec.	Yards	TDs
Rich Musinski ('00)	44	747	3
Chris Rosier ('97)	44	727	5
Dave Conklin ('96)	44	843	9
Joe Nicholas ('04)	42	533	3
Harry Mehre ('85)	34	527	4

**Did You Know?:** That Conklin, Rosier and Musinski each earned the league's Rookie of the Year Award for their stand-out freshman campaigns. Nicholas would probably had an outside chance at the honor this season, had New Hampshire freshman QB Ricky Santos not turned in such gaudy numbers in leading the Wildcats to an improbable top 5 national ranking.

**Big Target:** As previously mentioned, sure-handed senior John Pitts has also been a consistent contributor to the College's attack. Pitts, who came into the season with just 21 career receptions for 310 yards, has made at least one catch in all 11 games and has been especially clutch, as of late. This past weekend, on the College's first second half possession vs. Richmond, he sparked what turned out to be a 24-point, third-quarter explosion by the College by cradling a perfectly



*Senior WR Dominique Thompson earned all-conference honors this season by catching 55 passes for 1,186 yards and 10 scores.*

placed pass and racing 64 yards deep into Spider territory. W&M scored on the next play and the rout was on. Pitts ended the afternoon with a career-best 93 yards on just four receptions. Just three weeks prior, against 19th-ranked Villanova, Pitts established a career-high with six catches for 64 yards, while a five-yard TD grab at fourth-ranked James Madison highlighted his four-catch, 61-yard performance vs. the Dukes the following week.

Working primarily out of the slot receiver position, Pitts' sure hands, large frame (6-3, 215 pounds), and veteran's understanding of the College's intricate offense makes it very difficult for opposing defenses to match up with him. He currently is third on the squad in both receptions (31) and yards (417).

**Great Endings:** While he isn't currently working on an English writing degree, junior Adam Bratton has been giving the Tribe fans some great "endings" from his tight end position over the last four weeks. All terrible (and that was terrible) puns aside, Bratton has elevated his game as the College has hit the stretch run. Of his 10 total receptions and 131 yards on the season, nine catches and 113 yards, plus all three of his TDs, have come over the last four contests. This past weekend, he established career highs for catches (three) and TDs (two) in the win over Richmond. One week earlier, in the win over James Madison, Bratton turned in his career high yardage after with 45 on just two catches.

Bratton's increased production has corresponded with his recovery from a painful hip injury sustained in the Tribe's win over Northeastern, which caused him to see limited action over the next three games. Also, he has needed to step up his game an additional notch after fellow tight end Matt Trinkle was put out of action in the win at Towson (four games ago).

**Large and Taking Charge:** After gaining 694 yards (258 attempts) through the first seven games, including a season low 30 yards vs. Delaware, the Tribe has reversed the trend and produced 584 yards (on 148 attempts) over the final four games. The College was averaging just less than 2.7 yds/att after the contest with Delaware, but has now upped its season average to 3.4 yds/attempt.

Obviously, the heart of this turnaround comes from the play of the front five. Four

of the Tribe's five offensive lineman; center Pat Mulloy, tackles Matt Witham and Mike Grenz, and guard Ryan Lumm; have started the majority of the last 21 games for the College, while sophomore guard Cody Morris, has started every game this season and was a key component in the playing rotation last year. This cohesiveness has given the Tribe outstanding pass blocking all season (having allowed just 16 sacks) and is starting to tell in the rushing game.

The College's starting five will hold a significant size advantage vs. the Pirates' defensive front, as the Tribe's six starters (including the TE Adam Bratton) along the offensive front average 6-4, 285 pounds, compared to the Richmond defensive front which averages 6-5, 263 pounds. (See Tail of the Tape on Page 2).

**Did You Know?:** In his first full season as a starter, sophomore guard Cody Morris earned Second Team All-Atlantic 10 honors and extended an impressive streak that has seen at least one Tribe offensive lineman earn all-conference recognition since it joined the league before the 1993 season. In all, 15 William and Mary offensive lineman have earned a total of 20 all-conference certificates in the 12 seasons the College has been a conference member.

Morris joins former guard Josh Beyer as the only Tribe lineman to earn the all-conference recognition as a sophomore. Beyer went on to earn All-American honors after both his junior and senior seasons of 1995 and 1996.

**One Solid Senior:** While on the subject of all-conference performances, Tribe senior tailback Jon Smith ran his way to his second career all-conference honors in 2004, as he was named to the A10's Third-Team. Few backs in the league can boast of as long and as steady a career as Smith has provided for the College's backfield the better part of the last four seasons, as he has seen action in 42 career games.

His experience allows him to excel at all the subtle alignments and assignments required of his position. This season, he has teamed with sophomore tailback Elijah Brooks to provide quarterback Lang Campbell with an especially outstanding pair of blitz pickups in the passing game.

Starting with his season-best rushing performance vs. Towson (113 yards on 16



*Junior tight end Adam Bratton caught a career-high two TD passes in the 38-14 win over Richmond Saturday.*

carries), Smith has scored at least one TD in each of the last four games, including a three-TD effort in the win over Villanova. Last week, in the win over Richmond, Smith rushed for a touchdown and 88 yards on 12 carries and pushed his season total to 590 yards (on 153 attempts). He currently is among the league's leaders in touchdown runs, with 11 on the year.

For his career, Smith currently ranks eighth on the Tribes's all-time rushing list with 2,352 yards. (Please see complete listing on page 18).

A typical effort for Smith came in the Tribe's win at James Madison. While he and Brooks combined to rush for only 40 yards on 17 carries, each found other ways to contribute, as the pair contributed a collective six catches for 66 yards. Also, Smith hammered out a three-yard fourth quarter scoring jaunt. The TD run was only the third rushing TD that the Dukes have yielded to I-AA competition on the year.

He now has 2,264 career rushing yards, a figure which places him in eighth place on the Tribe's all-time list (see complete listing on page 18).

**Familiar Territory:** Smith's touchdown vs. the Spiders marked his 35 career rushing TDs in his 42 career games. His 11 rushing TDs on the season are the most he



has had in a single season since recording 13 in his redshirt freshman year of 2001.

**Clutch Kicker:** Junior kicker Greg Kuehn was one of two Tribe players to earn first team all-conference honors in 2004. The honor was his third in three-years as the starter and has positioned him as one of the elite kickers in the nation. Much of his accolades have come as a result of his penchant for coming through with the clutch kicks throughout his 32 career games. Included in his late heroics was the game-winner vs. then 16th-ranked Northeastern in overtime earlier this season, but none really can compare to his coming through with the 46-yard game winner at then third-ranked James Madison two weekends past.

In the face of a stiff breeze, which was gusting up to 20 mph throughout the game, Kuehn delivered a FG that sailed through the uprights with no time remaining on the game clock and put the College in charge of its own destiny, as far as post-season and conference title hopes were concerned.

This past weekend, Kuehn nailed his only attempt of the afternoon, a 44-yarder, and maintained his conference lead in FG/gm with an average of 1.45. After having spent the majority of the season as the national leader in field goals, his average currently ranks him tied for second place amongst all I-AA kicker, while his 16 total field goals (in 21 attempts) also rank as the second highest figure in the nation.

Kuehn has recorded three field goals in one game on three separate occasions this season and a total of six times in his career. Kuehn currently has 43 career FGs (on 60 attempts, .717 conversion %), a total that is the fourth-best in Tribe history and the fifth-best career total in the Atlantic 10 (see chart on page 18).

Kuehn's average of 8.4 points/game is second amongst conference kickers and ranks 22nd nationally amongst all players.

The gusty conditions at James Madison two weeks ago pushed a 32-yard attempt just left and snapped a string of 14 consecutive makes from inside of 40 yards (which dated back to last season), but he still has been nearly automatic from the range, as he misfired only a total of six times in 38 career tries from inside the 40 (.842).

Kuehn earned the Atlantic 10's Spe-

cial Team's Player of the Week honors on two occasions this season and was named the Special Teams Player of the Year. His first honor came when he provided all the points in the Tribe's 9-7 upset at then 10th-ranked New Hampshire. He was recognized again, for his efforts against Northeastern, when he was no less valuable, and possibly even a little more clutch, as accounted for 12 points on three field goals and three extra points. His final field goal of that afternoon came on a 28-yard effort in overtime and sealed the 38-35 win for the College.


Kuehn has already put himself in the Tribe's record books this season, as he has been true on all 44 of his extra point attempts. Against VMI (9/25), his first attempt marked the 51st-straight conversion, breaking former All-American Brett Sterba's school-record of 50, set between the 1999 and 2000 seasons. Kuehn has now booted 88 consecutive extra points and has not missed a point after since the 2002 season (vs. Northeastern). For his career, Kuehn has converted 111 of his 112 XPT attempts (.991). His 111 career extra points ranks tied for eighth in the A10's all-time listing.

The College's success in the kicking game has been well documented over the seasons, as a Tribe place kicker has been named to the all-conference team in each of the last eight years. As has been previously mentioned, Kuehn now has earned the honor each of the his three seasons as a starter and will be poised to enter is senior season as the only kicker to ever earn all-conference recognition four times.

The Tribe's school record for career field goals is held by current NFL stand-out, Steve Christie, who hammered out 57 career three-pointers. Two-time all-conference performer, Brian Shallcross is second with 48 treys, while Sterba sits in third with 46. Shallcross and Sterba currently hold the second and third positions on the A10's career field goal chart, respectively.

With at least one more game remaining in his junior season, Kuehn seems on track to make a run at Christie's career mark, as he'll enter Saturday's game averaging better than one FG/start (43 FGs in 32 career games). For perspective's sake, Christie and Shallcross entered their senior seasons with 36 and 33 field goals, respectively.

**In Case You Missed It:** In the face of



*Junior defensive end Adam O'Connor was named second team All-A10, after ranking second in the league in sacks (8.0) in the regular season (See Individual Defensive Notes on next page.)*

one of the league's top defensive units, and in front of a hostile crowd, Campbell came through with one of the finest performances of his career in throwing for a personal-best four TDs and 355 yards on a sparkling 20 completions in 30 attempts against the then third-ranked Delaware Blue Hens (10/23). The Blue Hen defense had yielded only five TD passes in its first six games coming into the contest, a figure that Campbell nearly equaled ... in the first quarter.

Campbell came out of the locker room with all guns blazing and connected on six of his first eight attempts for an amazing 173 yards and three TDs in the first quarter. The first quarter effort stands as the most passing yards in a single quarter in school history and ties Shawn Knight for most TD passes in quarter (2nd Quarter vs. Maine in 1993).

**More than One Way to Skin a (Wild)Cat:**

Facing a near must win situation against a surging Villanova squad that had won it previous three games by an average of better than 30 points, Campbell did a little of everything to fashion one of his more complete efforts on the season. Campbell was at the center of an offensive attack that kept an outstanding Wildcat defense on its heels the entire afternoon. In addition to receiving Campbell's usually efficient passing (22 completions in 34 attempts for 232 yards and a touchdown), the Win-

chester, VA native aided in ground game as well, by rushing for a season-best 60 yards (on 10 attempts) and a touchdown.

Campbell now has rushed for seven TDs on the season, the most for a Tribe quarterback since 2005 W&M Athletics Hall of Fame Inductee Chris Hakel (1988-91) powered out 11 scores in the record-breaking 1990 season which saw the Tribe establish the school's single-season scoring (426 points) and total offense (6438 in 13 games) standards.

### INDIVIDUAL DEFENSIVE NOTES

**O'Connor Overpowering:** Junior defensive end **Adam O'Connor** has been a dominant force on the Tribe front line this season, and his efforts were rewarded in the form of a second team All-Atlantic 10 citation.

O'Connor is second in the league with 8.0 sacks on the year, and he also ranks seventh with 12.0 total tackles for loss. His eight sacks this season are the most by a Tribe player, since Luke Cullinane pulled down a school-record 12 quarterbacks in 1996.

O'Connor was also named the Atlantic 10 Defensive Player of the Week on Nov. 7, for his efforts in the Tribe's crucial 37-29 victory over Villanova. O'Connor wreaked havoc in the Wildcats' backfield all afternoon, as he recorded three sacks in the contest, which was just a half-sack short of a W&M single-game record. The single-game record for sacks stands at 3.5, set by Cullinane in 1996, coincidentally against Villanova. O'Connor had five total tackles, all solo, and added another quarterback hurry against the Wildcats.

In his last two games, O'Connor has tallied 12 total tackles, including a season-high, nine-tackle performance in the win over JMU on Nov. 13. He registered a team-high 1.5 tackles for loss against the Dukes and swatted down one pass attempt.

Against Richmond, O'Connor was in on three stops, including his eighth sack of the season.

**All-around Effort:** Junior defensive back **Stephen Cason** joined O'Connor on the All-Atlantic 10 Second Team, to say the least, a significant accomplishment, after Cason missed the entire 2003 season.

Driving back to his native Richmond in a treacherous summer downpour prior to the 2003 season, Cason was involved in

a single-car accident that left him pinned under his vehicle with a broken neck. After extensive rehabilitation, Cason was cleared to play again just in time for 2004 summer camp.

He had an immediate impact in his first game back, forcing a fumble that led to a Tribe touchdown in the season-opening, 49-38, loss at Division I-A North Carolina. Against the Tar Heels, Cason recorded six total tackles, including five solo, and also broke up a pass. The forced fumble came on a cornerback blitz, as he came down the line and stripped UNC quarterback Darian Durant.

Cason had perhaps his best all-around performance in the Tribe's 27-24 victory at fourth-ranked JMU on Nov. 13. He was third on the squad, and one of four W&M players in double-figure tackles, with 10 total stops, including six solos. He also made one of the key plays of the day, recovering a fumble that was caused by linebacker **Chris Ndubueze**, when the JMU quarterback attempted to stretch the ball across the first-down marker. The recovery led to a three-yard TD run by **Jon Smith** three plays later, which gave the Tribe its first lead of the game at 24-17 with 5:40 remaining.

In addition to his defensive chores, Cason reclaimed the kickoff return duties for the Tribe, taking three kicks back for a

total of 77 yards, which included a long of 27.

On the year, Cason has tallied 59 total tackles, which ranks fourth on the squad, and has 6.5 tackles for loss and 1.5 sacks to his credit. He ranks eighth in the A10 in kickoff return average, gaining 23.2 yards per return.

**Break-out Season:** With most of the preseason media attention aimed at all-conference linebacker **Travis McLaurin**, this season has truly been a breakthrough for the Tribe's other junior LB, **Chris Ndubueze**, who this week was named to the All-Atlantic 10 Second Team.

Ndubueze has emerged as one the defenses key contributors, registering a career and team-high 94 total tackles in the regular season. He had four double-digit games to his credit, including a personal-best 16-tackle effort in the slop at 10th-ranked New Hampshire on Sept. 18. In the 9-7 win over the Wildcats, Ndubueze was in on 10 solo stops, a season-high for the Tribe.

He recorded his first-career interception in the 41-16 win over Towson on Oct. 30 and returned it 10 yards, eventually leading to a 32-yard field goal by Greg Kuehn.

Perhaps his biggest play of the



*Juniors Chris Ndubueze (54) and Stephen Cason (22) were both named to the All-Atlantic 10 Second Team. Ndubueze leads the Tribe with 94 total tackles on the season, while Cason ranks fourth on the squad 59 total stops, including 6.5 tackles for loss and 1.5 sacks. It is both Ndubueze and Cason's first all-conference recognitions.*



season came in the 27-24 victory at fourth-ranked James Madison on Nov. 13, when he forced a fumble in the fourth quarter, as the JMU quarterback attempted to stretch the ball over the first-down line on third-and-short. Stephen Cason recovered the fumble and the momentum swung clearly in favor of the Green and Gold, as Jon Smith scored from five yards out three plays later to give W&M its first lead of the game 24-17. Ndubueze tallied 12 total tackles, including six solos, against the Dukes.

**The Last Line:** Another key component of the defense's improvement this season has been the play of secondary-leader free safety **James Miller**. In terms of tackles, the junior is second to only Ndubueze on the squad with 90 total stops, while Miller leads the team with three interceptions and 10 passes defended. He has four double-digit tackle games on his resume, including a 15-tackle performance in the season-opener at I-A North Carolina.

Miller's three interceptions came in consecutive games against VMI, North-eastern and Liberty, with maybe the biggest in the Tribe's 38-35 overtime win over the 16th-ranked Huskies on Oct. 2.

With the Tribe trailing 28-27 late in the fourth quarter, Miller stepped in front of a pass from NU quarterback Shawn Brady in the end zone with 3:24 remaining in the game. A Huskies' TD would almost certainly have sealed W&M's fate, instead the Tribe offense took over at its 20-yard line and two plays later Lang Campbell hit Dominique Thompson on a 77-yard TD pass for the go-ahead score.

At Liberty, Miller struck in the fourth quarter once again, returning his third pick of the season 70 yards to set up Jon Smith's 1-yard TD run.

He earned Quarterback Club defensive player of the week honors for efforts in the win at JMU, when he tallied 11 total tackles.

**Mesi on the Mark:** Senior punter **Mike Mesi** was named to the third team all-conference squad for the second straight year, after another solid season for the Tribe's special teams. Mesi has come on strong as the season has worn down, averaging better than 40 yards per punt in six of the last

seven games. He ranks third in the A10 with an average of 39.5 yards per punt and 11 of his kicks have been downed inside the opponent's 20.

Mesi had an outstanding game against Villanova on Nov. 6 and perhaps, had one of the biggest plays of the game.

Midway through the third quarter, with the game tied at 21-21, Mesi uncorked a 55-yard punt that was downed at the Villanova two-yard line. Three plays later, the Wildcats were forced to punt and the snap sailed out of the end zone for a safety.


Mesi punted four times in the game for an average of 43.0 yards per kick and three of his four punts were downed inside the Wildcats' 20-yard line.

At JMU on Nov. 13, Mesi's kicking numbers may not have been quite as attractive, but the punter made two spectacular plays that didn't show up in the final stats. He twice corralled low snaps that skipped off JMU's slick artificial surface, preventing any losses or blocked punts on the plays. He punted three times for 105 yards, including a long of 42.

Against Richmond Saturday, Mesi punted four times for an average of 42.0 yards and three of his four kicks were downed inside the 20.



*Junior defensive end Jonas Watson records his second sack of the game against UR Saturday. Watson is second in the team with 6.5 sacks and 9.5 total tackles for loss.*



*Junior strong safety Jon Shaw had an outstanding game against Richmond Saturday. He intercepted his second pass of the season, registered a sack (above) and returned four punts for a season-high 54 yards, including a career-high long of 33 yards. Shaw ranks ninth in the A10, averaging 7.7 yards per punt return.*



# THE TRIBE IN 2004

Overall: 9-2  
 At home: ..... 5-0  
 Away: ..... 4-2  
 On grass: ..... 6-2  
 On turf: ..... 3-0  
 A-10 overall: ..... 7-1  
 A-10 home: ..... 4-0  
 A-10 road: ..... 3-1

By Month:  
 September: ..... 2-1  
 October: ..... 4-1  
 November: ..... 3-0

When scoring first..... 5-2  
 When opponent scores first..... 4-0  
 When scoring 20+ points ..... 8-2  
 When scoring less than 20 points..... 1-0  
 When leading at half ..... 5-1  
 When trailing at half ..... 3-1  
 When tied at half ..... 1-0  
 When leading after 3 qtrs ..... 7-1  
 When trailing after 3 qtrs ..... 1-1  
 When tied after 3 qtrs..... 1-0  
 When out-passing opponent..... 8-2  
 When out-rushing opponent..... 6-0  
 When out-gaining opp. (total off.) .... 7-0  
 When out-gained by opp..... 2-2  
 With 35+ passing attempts ..... 2-1  
 With less than 35 passing attempts ... 7-1  
 With 30+ rushing attempts ..... 8-1  
 With less than 30 rush attempts ..... 1-1  
 When leading TOP ..... 6-1  
 When trailing TOP ..... 3-1  
 With an individual 100-yd rusher ..... 1-0  
 With an individual 200-yd passer ..... 6-2  
 With an individual 100-yd receiver .. 3-2  
 With opponent 100-yd rusher ..... 3-1  
 With opponent 200-yd passer ..... 3-2  
 With opponent 100-yd receiver..... 1-1  
 When leading turnover ratio ..... 5-1  
 When trailing turnover ratio..... 1-1



## W&M SINGLE SEASON RECORD WATCH (Through 11/20 - Richmond)

**Receiving Yards in a season**

1.	1,393	Rich Musinski	2001
2.	<b>1,186</b>	<b>Dominique Thompson</b>	<b>2004</b>
3.	1,180	Mark Compber	1990
4.	1,140	Rich Musinski	2002
5.	1,110	Ron Gillam	1985
6.	1,096	Josh Whipple	1996
7.	950	Corey Ludwig	1993
8.	930	Mike Sutton	1983
9.	925	David Conklin	1998
10.	911	Kurt Wrigley	1982

**Receptions in a season**

1.	73	Michael Clemons	1986
2.	70	Michael Clemons	1985
3.	69	Ron Gillam	1985
	69	Glen Bodnar	1984
5.	67	Chuck Albertson	1966
6.	66	Mike Sutton	1983
7.	65	Josh Whipple	1996
8.	64	Mark Compber	1990
9.	63	Rich Musinski	2003
10.	61	George Pearce	1965
	61	David Conklin	1998

(Thompson 2004 - 55)

**Passing Yards in a season**

1.	3,414	Chris Hake	1990
2.	3,166	Mike Cook	1996
3.	<b>3,037</b>	<b>Lang Campbell</b>	<b>2004</b>
4.	3,028	Mike Cook	1998
5.	2,974	Chris Hake	1991
6.	2,962	Stan Yagiello	1985
7.	2,808	Dave Corley, Jr.	2001
8.	2,801	Stan Yagiello	1984
9.	2,674	Dave Corley, Jr.	2002
10.	2,609	Ken Lambiotte	1986
11.	2,565	Dave Corley, Jr.	2000

**Total Offense in a season**

1.	3,466	Chris Hake	1990
2.	<b>3,238</b>	<b>Lang Campbell</b>	<b>2004</b>
3.	3,159	Mike Cook	1996
4.	3,143	Dave Corley, Jr.	2001
5.	3,057	Mike Cook	1998
6.	3,013	Stan Yagiello	1985
7.	2,950	Chris Hael	1991
8.	2,939	Dave Corley, Jr.	2000
9.	2,774	Dave Corley, Jr.	2002
10.	2,730	Stan Yagiello	1984
11.	2,596	Lang Campbell	2003

**Passes Completed in a season**

1.	261	Stan Yagiello	1984
2.	246	Mike Cook	1998
3.	245	Chris Hake	1990
4.	240	Stan Yagiello	1985
5.	233	Ken Lambiotte	1986
6.	232	Chris Hake	1991
7.	<b>215</b>	<b>Lang Campbell</b>	<b>2004</b>
8.	210	Mike Cook	1996
9.	200	Dave Corley, Jr.	2002
10.	199	Dave Murphy	1983
11.	186	Chris Garrity	1981

**TD Passes in a season**

1.	26	Mike Cook	1998
	26	Mike Cook	1996
3.	23	Kenny Lambiotte	1986
	23	Stan Yagiello	1985
5.	22	Shawn Knight	1993
	22	Chris Hake	1990
	22	Lang Campbell	2003
8.	<b>21</b>	<b>Lang Campbell</b>	<b>2004</b>
	21	Dave Corley, Jr.	2002
	21	Dave Corley, Jr.	2001
10.	18	Dave Corley, Jr.	1999
	18	Chris Hake	1991
	18	Buddy Lex	1949

## CAMPBELL/SMITH/KUEHN CAREER WATCH

**W&M Career Passing Yards**

1.	9,805	Dave Corley, Jr.	1999-02
2.	8,249	Stan Yagiello	1981-85
3.	7,295	Mike Cook	1995-98
4.	7,025	Chris Hake	1988-91
5.	5,705	Shawn Knight	1991-94
6.	<b>5,543</b>	<b>Lang Campbell</b>	<b>2001-</b>
7.	4,536	Chris Garrity	1979-81
8.	4,019	Tom Rozantz	1975-78
9.	3,361	Dan Darragh	1965-67
10.	3,087	Dave Murphy	1980-83

**W&M Career Total Offense Yards**

1.	10,948	Dave Corley, Jr.	1999-02
2.	8,168	Stan Yagiello	1981-85
3.	7,245	Mike Cook	1995-98
4.	7,058	Chris Hake	1988-91
5.	6,408	Shawn Knight	1991-94
6.	<b>6,076</b>	<b>Lang Campbell</b>	<b>2001-</b>
7.	5,385	Tom Rozantz	1975-78
8.	4,589	Bill Deery	1972-74
9.	4,320	Chris Garrity	1979-81
10.	3,749	Derek Fitzgerald	1992-95

**W&M Career Passing Touchdowns**

1.	73	Dave Corley, Jr.	1999-02
2.	62	Mike Cook	1995-98
3.	51	Stan Yagiello	1982-85
4.	46	Shawn Knight	1991-94
5.	<b>45</b>	<b>Lang Campbell</b>	<b>2001-</b>
6.	43	Chris Hake	1988-91
7.	36	Buddy Lex	1946-49
8.	30	Dan Darragh	1965-67
9.	27	Chris Garrity	1979-81
10.	25	John Brosnahan	1985-88

**W&M Career Rushing Yards**

1.	3,744	Derek Fitzgerald	1992-95
2.	3,543	Robert Green	1988-90
3.	2,949	Troy Keen	1992-95
4.	2,750	Alvin Porch	1994-97
5.	2,534	Tyrone Shelton	1987-90
6.	2,404	Jim Kruijs	1975-77
7.	2,401	Bill Deery	1972-74
8.	<b>2,352</b>	<b>Jon Smith</b>	<b>2001-</b>
9.	2,216	Hameen Ali, III	1997-00
10.	2,171	Phil Mosser	1970-71

**Atlantic 10 Career Field Goals**

1.	50	Chris Onorato, HU	2001-04
2.	48	Brian Shallcross, W&M	1994-97
3.	46	Brett Sterba, W&M	1997-00
4.	44	Brandon Hanes, NU	1994-97
5.	<b>43</b>	<b>Greg Kuehn, W&amp;M</b>	<b>2002-</b>
6.	41	Rob Courter, UR	1987-90
7.	39	John Coursey, JMU	1993-96
8.	38	Casey Hannon, VU	1998-01
	38	Matt Walker, URI	1995-98
10.	36	Domingo Carlos, UC	1981-83

# William and Mary Football ALPHABETICAL ROSTER

No.	Name	Cl.	Pos.	Ht.	Wt.	High School	Hometown
36	Allen, Kevin	Fr.	DB	6-3	187	Highland Springs	Richmond, VA
64	Bowles, Jason	RF	DL	6-3	240	Phoebus	Hampton, VA
40	Bratton, Adam	Jr.	TE	6-4	250	Montoursville	Montoursville, PA
9	Brooks, Elijah	So.	TB	5-9	205	DeMatha	Largo, MD
42	Brown, Jerrett	Fr.	DB	6-0	185	Hopewell	Hopewell, VA
84	Burrow, Brandon	RF	DB	5-9	175	Colonial Heights	Colonial Heights, VA
12	Campbell, Lang	Sr.	QB	6-3	205	Handley	Winchester, VA
22	Cason, Stephen	Jr.	DB	6-0	202	James River	Richmond, VA
67	Cochran, Brent	RF	OL	6-4	280	South Lakes	Reston, VA
32	Coley, Delmus	So.	RB	5-9	195	Floyd Kellam	Virginia Beach, VA
37	Cox, Derek	Fr.	WR/DB	6-1	165	J.H. Rose	Winterville, NC
41	Cramer, Alex	RF	DB	5-11	180	Frank W. Cox	Virginia Beach, VA
15	Davis, Corey	So.	WR	6-1	190	Deep Creek	Chesapeake, VA
81	Ely, Mark	RF	WR	5-11	180	Unionville	Kennett Square, PA
43	Faha, Chris	Jr.	FB	6-2	210	Good Counsel	Silver Springs, MD
62	Falbo, Graham	RF	OL	6-0	240	Westfield	Centreville, VA
79	Grant, Michael	Fr.	OL/DL	6-5	270	Notre Dame	Wrightstown, NJ
75	Grenz, Michael	Jr.	OL	6-3	282	Wayne Hills	Wayne, NJ
95	Griffin, Jr., Jerome	Jr.	DL	6-3	240	Crestwood	Sumter, SC
76	Haley, Michael	Fr.	OL/DL	6-1	240	Great Bridge	Chesapeake, VA
51	Harrell, Wade	Sr.	DL	6-3	240	Smithfield	Smithfield, VA
53	Hiteshaw, Luke	Fr.	OL/DL	6-1	265	Mount St. Joseph	Baltimore, MD
28	Holmes, DeBrian	Fr.	RB	5-10	180	Woodside	Fort Eustis, VA
88	Holston, Nathan	So.	WR	6-0	190	Monacan	Richmond, VA
48	Horvath, Ryan	RF	FB	6-1	220	Midlothian	Midlothian, VA
80	Houff, David	Fr.	RB/LB	6-1	195	Blacksburg	Blacksburg, VA
17	Jackson, Paris	RF	WR	6-1	200	Westfield	Centreville, VA
92	Jones, Ryan	RF	DL	6-3	240	Blacksburg	Blacksburg, VA
96	Kelly, Justin	Sr.	DL	6-2	260	Lafayette	Williamsburg, VA
45	Kimber, Chris	Jr.	DB	6-2	212	Watkins Mill	Gaithersburg, MD
25	Kuehn, Greg	Jr.	PK	6-3	200	Potomac Falls	Potomac Falls, VA
61	Larkins, Josh	Fr.	OL/DL	6-1	285	Toms River North	Toms River, NJ
63	Lumm, Ryan	Jr.	OL	6-3	270	Santa Margarita	Mission Viejo, CA
33	Lustig, Josh	Sr.	WR	5-9	175	Cathedral Prep	Erie, PA
86	Mack, Elliott	Fr.	WR	5-11	185	Delbarton	Irvington, NJ
66	Maddux, Mark	Fr.	DL	6-2	260	Benedictine	Midlothian, VA
16	Marianacci, Joe	Fr.	WR	6-1	180	Wyoming Area	West Pittston, PA
56	Mazur, Danny	RF	LB	6-0	217	Middleton	Middleton, WI
99	McCarthy, Mike	Sr.	DL	6-3	270	Cumberland Valley	Mechanicsburg, PA
52	McLaurin, Travis	Jr.	LB	5-11	240	Thomas McKean	Wilmington, DE
23	McLaurin, Trevor	So.	RB	5-11	225	Thomas McKean	Wilmington, DE
13	Mesi, Mike	Sr.	P	6-0	195	Monmouth Regional	Eatontown, NJ
21	Miller, James	Jr.	DB	6-1	195	Lake Taylor	Norfolk, VA
87	Mitchell, Trey	Fr.	PK	5-10	165	Radford	Radford, VA
68	Morris, Cody	So.	OL	6-4	285	Hazelton Area	Jeansville, PA
4	Muldrow, Leonard	So.	LB	5-9	180	Ocean Lakes	Virginia Beach, VA
59	Mulloy, Patrick	Jr.	OL	6-4	300	Salesianum	West Chester, PA
82	Muro, Evan	Fr.	OL/DL	6-6	235	Warwick	Newport News, VA
54	Ndubueze, Chris	Jr.	LB	6-1	237	DeMatha	Lanham, MD

No.	Name	Cl.	Pos.	Ht.	Wt.	High School	Hometown
57	Neely, Brian	So.	OL	6-4	290	Lee Davis	Mechanicsville, VA
27	Nicholas, Joe	RF	WR	6-3	205	Hazelton Area	Sugarloaf, PA
55	Nickell, Ryan	So.	LB	6-2	210	Tabb	Yorktown, VA
90	O'Brien, Eric	Fr.	DL	6-2	250	Delone Catholic	Abbottstown, PA
97	O'Connor, Adam	Jr.	DL	6-7	275	Ragsdale	Greensboro, NC
39	O'Neil, T.J.	RF	LB	6-1	220	Tabor Academy	Duxbury, MA
98	Oliver, Justin	RF	TE/OL	6-4	295	Gettysburg	Fairfield, PA
46	Otey, Matt	RF	RB	5-11	220	Hershey	Hershey, PA
38	Page, David	RF	DB	5-9	180	Cardinal Mooney	Sarasota, FL
26	Parrott, LeVince	So.	FB	5-10	215	Lafayette	Williamsburg, VA
6	Patterson, Corey	Sr.	DB	5-11	190	New Kent	New Kent, VA
5	Patterson, Craig	Sr.	DB	5-11	202	New Kent	New Kent, VA
58	Pendleton, Larry	Jr.	DL	6-3	285	Booker T. Washington	Norfolk, VA
98	Phillips, Brett	Fr.	WR	6-2	185	Seattle Prep	Seattle, WA
18	Phillips, Jacob	Fr.	QB	6-3	195	Bath County	Warm Springs, VA
19	Pitts, Jr., John	Sr.	WR	6-3	215	East Forsyth	Kernersville, NC
10	Potts, Michael	RF	QB	6-4	215	Middletown	Middletown, DE
91	Pritchard, Blair	So.	K	5-11	209	Atlee	Mechanicsville, VA
74	Pugh, Brandon	RF	DL	6-3	225	Indian River	Chesapeake, VA
50	Reyher, Todd	Fr.	LB/RB	6-0	205	Lafayette	Williamsburg, VA
65	Ridjaneck, Matt	Jr.	OL	6-5	265	Center	Monaca, PA
24	Riley, Richard	So.	DB	6-1	175	Gaithersburg	Gaithersburg, MD
44	Rutter, Josh	Fr.	LB	6-2	210	Francis Scott Key	Union Bridge, MD
70	Shafraan, Jonathan	Fr.	OL/DL	6-3	270	Langley	Great Falls, VA
35	Shaw, Jonathan	Jr.	DB	6-0	190	Lake Brantley	Altamonte Springs, FL
47	Shepherd, Marcus	RF	LB	5-11	200	Parkdale	Landover, MD
60	Skibinski, Ryan	Fr.	OL/DL	6-1	250	Jefferson Forest	Lynchburg, VA
31	Slye, Cedric	So.	DB	5-10	182	St. John's	Washington, D.C.
2	Smith, Jon	Sr.	RB	6-1	220	Country Day	Cincinnati, OH
98	Spencer, Christopher	Fr.	DB	5-7	155	Mt. Vernon	Alexandria, VA
71	Stewart, Brad	RF	OL	6-3	280	Bethel Park	Bethel Park, PA
29	Stout, Zachary	So.	DB	5-10	185	Lee Davis	Mechanicsville, VA
14	Taylor, Christian	So.	QB	6-4	210	Grafton	Yorktown, VA
11	Taylor, John	So.	WR	6-3	210	St. Albans	Washington, D.C.
49	Thomas, Jeff	Fr.	LB/RB	6-1	225	Lee Davis	Mechanicsville, VA
3	Thompson, Dominique	Sr.	WR	6-1	190	Riverside	Durham, NC
89	Tomon, Cody	Fr.	WR	6-0	185	St. Ignatius	Bricksville, OH
85	Trinkle, Matt	So.	TE	6-5	249	Allentown C. Catholic	Whitehall, PA
83	Troester, Jordan	So.	TE	6-3	225	New Kent	Providence Forge, VA
69	Turner, William	RF	LB	6-1	220	Franklin County	Wirtz, VA
30	Viola, Tony	RF	RB	6-1	230	Stonewall Jackson	Broadway, VA
93	Watson, Jonas	Jr.	DL	6-2	240	Bethel	Hampton, VA
34	Wheeler, Thad	Jr.	LB	6-1	215	Sequoyah	Canton, GA
8	Wheeling, Alan	So.	DB	5-9	170	Pulaski County	Dublin, VA
77	Williamson, Brian	So.	DL	6-4	240	Whiteville	Nakina, NC
78	Witham, Matthew	Sr.	OL	6-6	330	Tatnall School	Newark, DE
94	Wright, Josh	So.	DL	6-2	235	Amherst County	Madison Heights, VA

William and Mary Pronunciation Guide

Chris Faha - FAY	Mike Mesi - ME-see	Jordan Troester - TRO-ster
Greg Kuehn - KEEN	Chris Ndubueze - N-do-bwee-zee	Tony Viola - VEE-ola
Joe Marianacci - mary-uh-notch-ee	Matt Otey - Odie	Matthew Witham - WITH-um
Danny Mazur - MAH-zer	Cody Tomon - TAH-mon	



# WILLIAM AND MARY FOOTBALL NUMERICAL ROSTER

2	Smith, John	RB	36	Allen, Kevin	DB	68	Morris, Cody	OL
3	Thompson, Dominique	WR	37	Cox, Derek	WR/DB	69	Turner, William	LB
4	Muldrow, Leonard	LB	38	Page, David	DB	70	Shafraan, Jonathan	OL/DL
5	Patterson, Craig	DB	39	O'Neill, T.J.	LB	71	Stewart, Brad	OL
6	Patterson, Cory	DB	40	Bratton, Adam	TE	74	Pugh, Brandon	DL
8	Wheeling, Alan	DB	41	Cramer, Alex	DB	75	Grenz, Michael	OL
9	Brooks, Elijah	RB	42	Brown, Jerrett	DB	76	Haley, Michael	OL/DL
10	Potts, Michael	QB	43	Faha, Chris	FB	77	Williamson, Brian	DL
11	Taylor, John	WR	44	Rutter, Josh	LB	78	Witham, Matthew	OL
12	Campbell, Lang	QB	45	Kimber, Chris	DB	79	Grant, Michael	OL
13	Mesi, Mike	P	46	Otey, Matt	RB	80	Houff, David	RB/LB
14	Taylor, Christian	QB	47	Shepherd, Marcus	LB	81	Ely, Mark	WR
15	Davis, Corey	WR	48	Horvath, Ryan	FB	82	Muro, Evan	OL/DL
16	Marianacci, Joe	WR	49	Thomas, Jeff	LB/RB	83	Troester, Jordan	TE
17	Jackson, Paris	WR	50	Reyher, Todd	LB	84	Burrow, Brandon	DB
18	Phillips, Jacob	QB	51	Harrell, Wade	DL	85	Trinkle, Matt	TE
19	Pitts, John	WR	52	McLaurin, Travis	LB	86	Mack, Elliott	WR
21	Miller, James	DB	53	Hiteshew, Luke	OL	87	Mitchell, Trey	PK
22	Cason, Stephen	DB	54	Ndubueze, Chris	LB	88	Holston, Nathan	WR
23	McLaurin, Trevor	RB	55	Nickell, Ryan	LB	89	Tomon, Cody	WR
24	Riley, Richard	DB	56	Mazur, Danny	LB	90	O'Brien, Eric	DL
25	Kuehn, Greg	PK	57	Neely, Brian	OL	91	Pritchard, Blair	K
26	Parrott, LeVince	FB	58	Pendleton, Larry	DL	92	Jones, Ryan	DL
27	Nicholas, Joe	WR	59	Mulloy, Patrick	OL	93	Watson, Jonas	DL
28	Holmes, DeBrian	RB	60	Skibinski, Ryan	OL/DL	94	Wright, Josh	DL
29	Stout, Zachary	DB	61	Larkins, Josh	DL	95	Griffin, Jerome	DL
30	Viola, Tony	RB	62	Falbo, Graham	OL	96	Kelly, Justin	DL
31	Slye, Cedric	DB	63	Lumm, Ryan	OL	97	O'Connor, Adam	DL
32	Coley, Delmus	RB	64	Bowles, Jason	DL	98	Oliver, Justin	OL
33	Lustig, Josh	WR	65	Ridjaneck, Matt	OL	99	McCarthy, Mike	DL
34	Wheeler, Thad	LB	66	Maddux, Mark	DL		Spencer, Christopher	DB
35	Shaw, Jonathan	DB	67	Cochran, Brent	OL		Phillips, Brett	WR

## WILLIAM AND MARY FOOTBALL 2004 GAME-BY-GAME STARTERS

	UNC	UNH	VMI	Northeastern	Liberty	URI	Delaware	Towson	Villanova	IMU	Richmond
QB	Campbell	Campbell	Campbell	Campbell	Campbell	Campbell	Campbell	Campbell	Campbell	Campbell	Campbell
TB	Smith	Smith	Smith	Smith	Smith	Smith	Smith	Smith	Smith	Smith	Smith
FB	Trinkle*	Nicholas^	Nicholas^	Nicholas^	Nicholas^	Bratton*	Pitts^	Pitts^	Pitts^	Pitts^	Pitts^
WR	Lustig	Lustig	Pitts	Pitts	Pitts	Nicholas	Nicholas	Nicholas	Nicholas	Nicholas	Nicholas
WR	Thompson	Thompson	Thompson	Thompson	Thompson	Thompson	Thompson	Thompson	Thompson	Thompson	Thompson
TE	Bratton	Bratton	Bratton	Bratton	Trinkle	Trinkle	Trinkle	Trinkle	Bratton	Bratton	Bratton
LT	Witham	Witham	Witham	Witham	Witham	Witham	Witham	Witham	Witham	Witham	Witham
LG	Lumm	Lumm	Lumm	Lumm	Lumm	Lumm	Lumm	Lumm	Lumm	Lumm	Lumm
C	Mulloy	Mulloy	Mulloy	Mulloy	Mulloy	Mulloy	Mulloy	Mulloy	Mulloy	Mulloy	Mulloy
RG	Morris	Morris	Morris	Morris	Morris	Morris	Morris	Morris	Morris	Morris	Morris
RT	Grenz	Grenz	Grenz	Grenz	Grenz	Grenz	Grenz	Grenz	Grenz	Grenz	Grenz
DE	Watson	Wright	Wright	Wright	Wright	Wright	Wright	Wright	Wright	Wright	Wright
DE	O'Connor	O'Connor	O'Connor	O'Connor	O'Connor	O'Connor	O'Connor	O'Connor	O'Connor	O'Connor	O'Connor
DT	McCarthy	McCarthy	McCarthy	McCarthy	McCarthy	McCarthy	McCarthy	McCarthy	McCarthy	McCarthy	McCarthy
DT	Kelly	Pendleton	Pendleton	Pendleton	Kelly	Kelly	Pendleton	Kelly	Kelly	Kelly	Kelly
LB	Ndubueze	Ndubueze	Ndubueze	Ndubueze	Ndubueze	Ndubueze	Ndubueze	Ndubueze	Ndubueze	Ndubueze	Ndubueze
LB	McLaurin	McLaurin	McLaurin	McLaurin	McLaurin	McLaurin	Wheeler	Wheeler	Wheeler	McLaurin	Wheeler
LB	Nickell	Nickell	Nickell	Nickell	Nickell	Nickell	Nickell	Nickell	Nickell	Nickell	Nickell
S	Shaw	Shaw	Shaw	Shaw	Shaw	Shaw	Shaw	Shaw	Shaw	Shaw	Shaw
S	Miller	Miller	Miller	Miller	Miller	Miller	Miller	Miller	Miller	Miller	Miller
CB	Wheeling	Wheeling	Wheeling	Wheeling	Wheeling	Wheeling	Cason	Cason	Cason	Cason	Cason
CB	Riley	Riley	Riley	Riley	Cason	Riley	Riley	Riley	Riley	Riley	Riley

### Hampton

QB  
TB  
FB  
WR  
WR  
TE  
LT  
LG  
C  
RG  
RT

DE  
DE  
DT  
DT  
LB  
LB  
LB  
SS  
FS  
CB  
CB

\*Started with two tight ends and no FB. ^Started with 3 receivers and no FB.

# THE LAST TIME IT HAPPENED...

## TEAM

Shut out an opponent ..... 34-0, at VMI, 9/8/01  
 Was shut out ..... 0-14, at Delaware, 11/1/97  
 Consecutive shutouts ... at NU (32-0), at UNH (39-0), 1995  
 Scored 90+ points ..... 95-0, vs. Bridgewater, 1931  
 Scored 80-89 points ..... 81-0, vs. Bridgewater, 1930  
 Scored 70-79 points ..... 77-0, vs. Bridgewater, 1932  
 Scored 60-69 points ..... 62-31, vs. VMI, 9/14/02  
 Scored 50-59 points ..... 59-21, vs. Richmond, 11/22/03  
 Consecutive 50+ games ... at NU (53), vs. VU (51), 1993  
 Consecutive 40+ games. vs. VMI (62), vs. Delaware (45), 2002  
 Passed for 400+ yards ..... 426, vs. NU, 10/28/00  
**Passed for 300-399 yards ..... 323, at JMU, 11/13/04**  
 \* **Passed for 200-299 yards .... 291, vs. Richmond, 11/20/04**  
 Rushed for 400+ yards ..... 433, vs. Villanova, 10/23/99  
 Rushed for 300-399 yards ..... 353, at VMI, 10/23/99  
**Rushed for 200-299 yards ..... 280, at Towson, 10/30/04**  
**Rushed/Passed for 200+ yards ..... at Towson, 10/30/04**  
 (280 rush, 305 pass)  
 Had 600+ yds of total offense ..... 609, vs. VMI, 9/14/02  
**Had 500-599 yds of total offense .... 585, at Towson, 10/30/04**  
 Had two players rush for 100 yards ..... vs. URI, 10/7/95  
**Had two players with 100+ rec. yds. .... vs. NU, 10/2/04**  
**Held opp. under 50 rush yards ..... 49, vs. VMI, 9/25/04**  
 Held opp. under 50 pass yards ..... 44, vs. URI, 11/9/02  
 Held opp. under 100 yards total off. .... 82, at Bucknell, 9/21/96  
 Allowed 600+ yards of total off. .... 638, at WMU, 9/6/03  
**Allowed 500-599 yards total off ..... 575, at UNC, 9/4/04**  
**Was held under 50 rush yards ..... 30, at UD, 10/23/04**  
 Was held under 50 pass yards ..... 30, vs. Boston, 9/19/92  
 Was held under 100 yards total offense ..... None post 1981  
**Blocked a punt ..... vs. URI, 10/16/04**  
 \* **Blocked a field goal ..... vs. UR, 40-yard att., 11/20/04**  
 Returned a blocked punt for TD ..... at URI, 12 yds, 9/7/96  
**Had a punt blocked ..... at Delaware, 10/23/04**  
 Had a blocked punt returned for TD ... vs. Villanova, 11/11/00  
 Returned a punt for TD ..... at Richmond, 69 yds, 11/22/03  
 Returned a kickoff for TD ..... at NU, 96 yds, 9/16/95  
 Returned an interception for TD .... at UR, 77 yds, 11/22/03  
 Returned a fumble for TD ..... at URI, 0 yds, 10/25/03  
 Had a punt returned for TD ..... vs. JMU, 70 yds, 10/18/03  
**Had a kickoff returned for TD .... vs. VU, 95 yds, 11/6/04**  
 Had an int. returned for TD ..... vs. NU, 21 yds, 10/26/96  
 Had a fumble returned for TD ... vs. JMU, 46 yds, 10/11/97  
**Recorded a safety ..... vs. Villanova, 11/6/04**  
 Surrendered a safety ..... at Northeastern, 9/20/03  
 Scored a defensive TD ..... at Richmond, 11/22/03  
 Scored a special teams TD ..... at Richmond, 11/22/03  
 Scored defensive and special teams TD ..... at UR, 11/21/03  
**Won in overtime ..... 38-35 vs. Northeastern, 10/2/04**  
 Lost in overtime ..... 31-34, at JMU, 11/16/02

## INDIVIDUAL

Passed for 400+ yds ..... 426, D. Corley vs. NU, 10/28/00  
**Passed for 300-399 yds.. 323, L. Campbell, at JMU, 11/13/04**  
**Passed for 200-299 yds. 291, L. Campbell, vs. UR, 11/20/04 \***  
 Passed for 6 TDs ..... S. Knight, vs. Maine, 11/6/93  
 Passed for 5 TDs ..... None  
**Passed for 4 TDs ... L. Campbell, vs. Richmond, 11/20/04 \***  
**Passed for 3 TDs ..... L. Campbell, at Towson, 10/30/04**  
**Passed for 2 TDs ..... L. Campbell, at JMU, 11/13/04**  
 Completed 30+ att. .... 30, M. Cook, vs. UNH, 10/18/98  
**Completed 20-29 att. .... 21, L. Campbell, vs. UR, 11/20/04 \***  
 QB pass/rush for 100 yds ..... D. Corley, at VU, 11/11/00  
 (247 pass, 107 rush)  
**QB had 2 pass / 2 rush TDs ..... L. Campbell, at UNC, 9/4/04**  
 (2 pass, 2 rush)  
**QB had pass and rush TDs ..... L. Campbell, vs. VU, 11/6/04**  
 (1 pass, 1 rush)  
 Rushed for 200+ yds ..... 201, A. Porch, at UConn, 10/18/97  
 Rushed for 150-199 yds ..... 198, J. Smith, at UNH, 10/19/02  
**Rushed for 100-149 yds ..... 113, J. Smith at TU, 10/30/04**  
 Two players rush for 100 yards ..... vs. URI, 10/7/95  
 (Troy Keen (158) and Derek Fitzgerald (140))  
**Two players with 100+ receiving yds ..... vs. NU, 10/2/04**  
**Dominique Thompson (157) and Joe Nicholas (111)**  
 Had 30+ carries ..... 32, J. Smith, at UNH, 10/19/02  
**Had 20-29 carries ..... 23, J. Smith, at UNH, 9/18/04**  
 Rushed for 4 TDs ..... Blocker-Bodley, vs. VMI, 10/2/93  
**Rushed for 3 TDs ..... J. Smith, vs. Villanova, 11/6/04**  
**Rushed for 2 TDs ..... J. Smith, at Liberty, 10/9/04**  
**Had 200+ yds rec .... 244, D. Thompson, at UD, 10/23/04**  
**Had 150-199 yds rec ..... 157, D. Thompson, vs. NU, 10/2/04**  
**Had 100-149 yds rec .. 122, D. Thompson, at TU, 10/30/04**  
**Had 10+ receptions ..... 10, D Thompson, at LU, 10/9/04**  
**Had 4 TD receptions ..... D. Thompson, at UD, 10/23/04**  
 Had 3 TD receptions ..... R. Musinski, at Delaware, 10/4/03  
**Had 2 TD receptions ..... A. Bratton, vs. UR, 11/20/04 \***  
 Ret. a KO for TD ..... M. McCain, 96 yds, at NU, 9/16/95  
 Ret. a punt for TD ..... M. Bobo, 69 yds, at UR, 11/21/03  
 Ret. a blocked punt for TD ... S. McDermott, at URI, 9/7/96  
**Blocked a FG ..... B. Williamson, 39 att., vs. VU, 11/6/04**  
**Blocked a punt ..... Cra. Patterson, vs. URI, 10/16/04**  
 Ret. a fumble for TD ..... A. O'Connor, 0 yds, at URI, 10/25/03  
 Ret. an INT for TD ..... J. Miller, 77 yds, at UR, 11/21/03  
 Made 4 FGs ..... B. Sterba, vs. NU, 10/28/01  
**Made 3 FGs ..... G. Kuehn, at Liberty, 10/9/04**  
 Kicked a 50+ FG ..... 51, G. Kuehn, vs. UD, 9/28/02  
**Kicked a 40-49 FG ..... 44, G. Kuehn, vs. UR, 11/20/04 \***  
 2-point run ..... L. Campbell, vs. Hofstra, 11/1/03  
**2-point reception ..... J. Nicholas, vs. NU, 10/2/04**

**Bold - Occurred this season.**

\* Occurred last game.

# 2004 WILLIAM AND MARY SINGLE GAME HIGHS

## INDIVIDUAL GAME HIGHS

**Pass Attempts:** 41, L. Campbell at UNC, Sept. 4  
**Pass Completions:** 26, L. Campbell at JMU, Nov. 13  
**Passing Yards:** 378, L. Campbell vs. Northeastern, Oct. 2  
**PASSING TDS:** 4, L. Campbell at UD, Oct. 23; vs. UR, NOV. 20  
**Rushing Attempts:** 23, J. Smith at UNH, Sept. 18  
**Rushing Yards:** 113, J. Smith at Towson, Oct. 30  
**Rushing TDs:** 3, J. Smith vs. Villanova, Nov. 6  
**Receptions:** 10, D. Thompson at Liberty, Oct. 9  
**Receiving Yards:** 244, D. Thompson at Delaware, Oct. 23  
**Receiving TDs:** 4, D. Thompson at Delaware, Oct. 23  
**Total Offensive Yards:** 400, L. Campbell at Liberty, Oct. 9  
**All-Purpose Yards:** 296, D. Thompson at Delaware, Oct. 23  
**Total Points:** 24, D. Thompson at Delaware, Oct. 23  
**Points Kicking:** 13, G. Kuehn vs. LU, Oct. 9  
**Points Rushing:** 18, J. Smith vs. Villanova, Nov. 6  
**Points Receiving:** 24, D. Thompson at Delaware, Oct. 23  
**Field Goals Made:** 3, three times, last - G. Kuehn at LU, Oct. 9  
**Field Goals Attempted:** 4, G. Kuehn vs. NU, Oct. 2  
**PATs Attempted:** 6, G. Kuehn vs. VMI, Sept. 25  
**PATs Made:** 6, G. Kuehn vs. VMI, Sept. 25  
**Punts:** 7, M. Mesi at UNH, Sept. 18; at UD, Oct. 23  
**Punting Yards:** 264, M. Mesi vs. VMI, Sept. 25  
**Punting Average:** 44.5, M. Mesi vs. Rhode Island, Oct. 16  
**Punt Returns:** 6, J. Shaw vs. VMI, Sept. 25  
**PUNT RETURN YARDS:** 54, J. SHAW VS. UR, NOV. 20  
**Kickoff Returns:** 6, J. Lustig at UNC, Sept. 4  
**Kickoff Return Yards:** 135, J. Lustig at UNC, Sept. 4  
**Kickoff Return Average:** 37.0, E. Brooks at Delaware, Oct. 23  
**Interceptions:** 2, R. Nickell vs. VMI, Sept. 25  
**Interception Yards:** 70, J. Miller at Liberty, Oct. 9  
**Tackles:** 16, C. Ndubueze at UNH, Sept. 18 & T. Wheeler vs. URI, Oct. 16  
**Solo Tackles:** 10, C. Ndubueze at UNH, Sept. 18  
**Tackles for loss:** 3.0, A. O'Connor vs. VU, Nov. 6  
**Sacks:** 3.0, A. O'Connor vs. VU, Nov. 6  
**Pass Breakups:** 3, S. Cason/A. Wheeling at Liberty, Oct. 9

## TEAM GAME HIGHS

**Pass Attempts:** 41, at UNC, Sept. 4  
**Pass Completions:** 26, at JMU, Nov. 13  
**Passing Yards:** 378, vs. NU, Oct. 2  
**PASSING TDS:** 4, AT UD, OCT. 23; VS. UR, NOV. 20  
**Yards Per Pass:** 12.3, at Liberty, Oct. 9  
**Rushing Attempts:** 48, at UNH, Sept. 18  
**Rushing Yards:** 280, at Towson, Oct. 30  
**Rushing TDs:** 4, at Liberty, Oct. 9; vs. Villanova, Nov. 6  
**Yards Per Rush:** 6.0, at Towson, Oct. 30  
**Total Yards:** 585, at Towson, Oct. 30  
**Points Scored:** 42, vs. VMI, Sept. 25  
**Touchdowns Scored:** 6, vs. VMI, Sept. 25  
**Field Goals Made:** 3, three times, last- at Liberty, Oct. 9  
**Field Goals Attempted:** 4, vs. NU, Oct. 2  
**PATs Attempted:** 6, at VMI, Sept. 25  
**PATs Made:** 6, vs. VMI, Sept. 25  
**Punts:** 7, at UNC, Sept. 4; at UNH, Sept. 18; at UD, Oct. 23  
**Punting Yards:** 264, vs. VMI, Sept. 25  
**Punting Average:** 44.5, vs. URI, Oct. 16  
**Punt Returns:** 6, vs. VMI, Sept. 25  
**PUNT RETURN YARDS:** 54, VS. UR, NOV. 20  
**Kickoff Returns:** 6, at UNC, Sept. 4; vs. NU, Oct. 2  
**Kickoff Return Yards:** 135, at UNC, Sept. 4  
**Kickoff Return Average:** 29.0, vs. VU, Nov. 6  
**Interceptions:** 3, vs. VMI, Sept. 25  
**Interception Yards:** 70, at Liberty, Oct. 9  
**Forced Fumbles:** 3, at UNC, Sept. 4  
**Fumble Return Yards:** 33, at UNC, Sept. 4  
**Forced Turnovers:** 4, at UNC, Sept. 4; vs. VMI, Sept. 25  
**TURNOVERS:** 1, SEVEN TIMES, LAST - VS. UR, NOV. 20  
**Sacks:** 7, at Liberty, Oct. 9  
**First Downs:** 30, at Towson, Oct. 30  
**Third Down Conversion %:** .611 (11-for-18), at TU, Oct. 30  
**Fourth Down Conversion %:** 1.000 (2-for-2), at UNH, Sept. 18  
**Penalties:** 10, at Liberty, Oct. 9  
**Penalty Yards:** 90, at Liberty, Oct. 9  
**Possession Time:** 35:59, at Towson, Oct. 30

ALL CAPS - HAPPENED LAST GAME.

# 2004 WILLIAM AND MARY WEEKLY LEADERS

Opponent	Rushes	Rush. Yds	Receptions	Rec. Yds.	Tackles	TFLs	Sacks
at UNC	9, Brooks, Smith	45, Brooks	6, Lustig, Thompson	112, Lustig	15, Miller	2.5, Nickell	0.5, Watson, O'Connor
at UNH	23, Smith	63, Smith	3, Lustig, Thompson	55, Thompson	16, Ndubueze	1.0, (6 players)	1.0, Wright, Pendleton
VMI	15, Smith	52, Smith	4, Thompson	66, Thompson	6, McLaurin, Ndubueze	2.0, Watson	1.0, O'Connor, Watson
NU	12, Smith	45, Brooks	6, Nicholas	157, Thompson	8, O'Connor, Ndubueze	1.5, O'Connor, Wright	1.0, O'Connor
at LU	19, Smith	51, Smith	10, Thompson	221, Thompson	8, Cason, McLaurin	2.5, Cason, Watson	2.0, Watson
URI	13, Smith	54, Brooks	7, Trinkle	58, Thompson	16, Wheeler	2.5, Nickell	none
at UD	10, Brooks	31, Smith	6, Thompson	244, Thompson	11, Cason, Ndubueze	1.0, Wheeler, Watson	1.0, Watson
at TU	18, Brooks	113, Smith	7, Thompson	122, Thompson	10, Miller	2.0, Wright	1.0, Kelly, Page
VU	17, Smith	76, Smith	6, Pitts	64, Pitts	8, Ndubueze	3.0, O'Connor	3.0, O'Connor
at JMU	9, Smith	23, Brooks	7, Nicholas	77, Nicholas	11, Ndubueze, Miller	1.5, O'Connor	none
UR	12, Smith, Brooks	88, Smith	6, Nicholas	93, Pitts	7, Nickell	2.5, Watson	2.0, Watson

HU\*

\*NCAA Playoff game



## 2004 OPPONENT SINGLE GAME HIGHS

### INDIVIDUAL GAME HIGHS

**Pass Attempts:** 40, S. Riccio (UD), Oct. 23  
**Pass Completions:** 25, M. Burroughs (VU), Nov. 6  
**Passing Yards:** 302, S. Riccio, (UD), Oct. 23  
**Passing TDs:** 3, S. Brady (NU), 10/2; M. Burroughs (VU), 11/6  
**Rushing Attempts:** 36, R. Hines (JMU), Nov. 13  
**Rushing Yards:** 198, R. Hines (JMU), Nov. 13  
**Rushing TDs:** 3, R. McGill (UNC), Sept. 4  
**Receptions:** 11, J. Long (UD), Oct. 23  
**Receiving Yards:** 170, C. Parks (NU), Oct. 2  
**Receiving TDs:** 2, three times, last - P. DiGiacomo (VU), Nov. 6  
**Total Offensive Yards:** 308, S. Riccio (UD), Oct. 23  
**All Purpose Yards:** 202, R. Hines (JMU), Nov. 13  
**Total Points:** 18, R. McGill (UNC), Sept. 4  
**Points Kicking:** 7, C. Barth (UNC), Sept. 4  
**Points Rushing:** 18, R. McGill (UNC), Sept. 4  
**Points Receiving:** 12, three times, last - P. DiGiacomo (VU), Nov. 6  
**Field Goals Made:** 2, B. Way (VMI), Sept. 25  
**Field Goals Attempted:** 3, M. Kesic (NU), Oct. 2  
**PATs Attempted:** 7, C. Barth (UNC), Sept. 4  
**PATs Made:** 7, C. Barth (UNC), Sept. 4  
**PUNTS:** 7, THREE TIMES, LAST - B. NEUMAN (UR), NOV. 20  
**Punting Yards:** 313, A. Peters (VMI), Sept. 25  
**Punting Average:** 44.7, A. Peters (VMI), Sept. 25  
**Punt Returns:** 5, J. Pollack (UNC), Sept. 4  
**Punt Return Yards:** 47, J. Pollack (UNC), Sept. 4  
**KICKOFF RETURNS:** 4, FOUR TIMES, LAST - C. JOHNSON(UR), NOV. 20  
**Kickoff Return Yards:** 113, W. Marcus (TU), Oct. 30  
**Kickoff Return Average:** 95.0, M. Gibson (VU), Nov. 6  
**Interceptions:** 1, B. Osei (NU), Oct. 2  
**Interception Yards:** n/a  
**Tackles:** 15, T. LeZotte (JMU), Nov. 13  
**Solo Tackles:** 10, R. Woodard (UD), 10/23; J. Morgan (VU), 11/6  
**Tackles for loss:** 3.0, B. Flenory (UNH), Sept. 18  
**Sacks:** 2.0, B. Flenory (UNH), Sept. 18  
**Pass Breakups:** 2, five times, last - E. Clark (TU), Oct. 30

**ALL CAPS - HAPPENED LAST GAME**

### TEAM GAME HIGHS

**Pass Attempts:** 40, Delaware, Oct. 23  
**Pass Completions:** 25, Villanova, Nov. 6  
**Passing Yards:** 302, Delaware, Oct. 23  
**Passing TDs:** 3, NU, Oct. 2; VU, Nov. 6  
**Yards Per Pass:** 10.6, URI, Oct. 16  
**Rushing Attempts:** 71, URI, Oct. 16  
**Rushing Yards:** 321, UNC, Sept. 4  
**Rushing TDs:** 5, UNC, Sept. 4  
**Yards Per Rush:** 7.6, UNC, Sept. 4  
**Total Yards:** 575, UNC, Sept. 4  
**Points Scored:** 49, UNC, Sept. 4  
**Touchdowns Scored:** 7, UNC, Sept. 4  
**Field Goals Made:** 2, VMI, Sept. 25  
**Field Goals Attempted:** 3, NU, Oct. 2  
**PATs Attempted:** 7, UNC, Sept. 4  
**PATs Made:** 7, UNC, Sept. 4  
**Punts:** 7, UNH, Sept. 18; VMI, Sept. 25; LU, Oct. 9  
**Punting Yards:** 313, VMI, Sept. 25  
**Punting Average:** 44.7, VMI, Sept. 25  
**Punt Returns:** 7, UNC, Sept. 4 & UNH, Sept. 18  
**Punt Return Yards:** 63, UNC, Sept. 4  
**Kickoff Returns:** 7, Towson, Oct. 30  
**Kickoff Return Yards:** 174, VU, Nov. 6  
**Kickoff Return Average:** 29.0, VU, Nov. 6  
**Interceptions:** 1, NU, Oct. 2  
**Interception Yards:** n/a  
**FORCED FUMBLES:** 1, FIVE TIMES, LAST - UR, NOV. 20  
**Fumble Return Yards:** 3, UD, Oct. 23  
**FORCED TURNOVERS:** 1, SIX TIMES, LAST - UR, NOV. 20  
**Turnovers:** 4, UNC, Sept. 4; VMI, Sept. 25  
**Sacks:** 4, UNH, Sept. 18  
**First Downs:** 26, Delaware, Oct. 23  
**Third Down Conversion %:** .833 (10-for-12), UNC, Sept. 4  
**Fourth Down Conversion %:** 1.000 (3-for-3), VU, Nov. 6  
**Penalties:** 8, VMI, Sept. 25  
**Penalty Yards:** 66, VMI, Sept. 25  
**Possession Time:** 36:22, Delaware, Oct. 23

### W&M LONGEST PLAYS OF THE SEASON

**Rush:** 35 yds, T. Viola at Towson, Oct. 30  
**Rushing TD:** 17 yds, J. Smith vs. Villanova, Nov. 6  
**Pass:** 87\* yds, L. Campbell to D. Thompson at UD, Oct. 23  
**Passing TD:** 87\*, L. Campbell to D. Thompson at UD, Oct. 23  
**PUNT RETURN:** 33 YDS, J. SHAW VS. UR, NOV. 20  
**Kickoff Return:** 58, D. Thompson vs. Villanova, Nov. 6  
**INT Return:** 70 yds, J. Miller at LU, Oct. 9  
**Punt:** 64, M. Mesi vs. VMI, Sept. 25  
**Field Goal:** 46 yds, G. Kuehn at JMU, Nov. 13  
**Drive:** 88 yds, 8 plays, 1:34, TD, at UNC, Sept. 4

\*ties longest pass play in W&M history.

### OPPONENT LONGEST PLAYS OF THE SEASON

**Rush:** 49 yds, R. McGill (UNC), Sept. 4  
**RUSHING TD:** 16 YDS, D. FREEMAN (UR), NOV. 20  
**Pass:** 62 yds, S. Riccio to D. Boler (UD), Oct. 23  
**Passing TD:** 52 yds, J. Davis to J. Hill (URI), Oct. 16  
**Punt Return:** 21 yds, J. Pollack (UNC), Sept. 4  
**Kickoff Return:** 95 yds (TD), M. Gibson (VU), Nov. 6  
**INT Return:** n/a  
**Punt:** 62 yds, A. Peters (VMI), Sept. 25  
**Field Goal:** 43 yds, B. Shushman (UD), Oct. 23  
**Drive:** 95 yds, 14 plays, 5:37, TD, (UNC), Sept. 4

# WILLIAM AND MARY SINGLE-GAME RECORDS

## INDIVIDUAL RECORDS

### SCORING

#### *Most Points*

36, Bill Palese vs. Bridgewater, 1931

#### *Most Touchdowns*

6, Bill Palese vs. Bridgewater, 1931

#### *Most PATs*

8, Terry Regan vs. Davidson, 1972

8, Greg Kuehn vs. VMI, 2002

#### *Most Field Goals*

4, Chris Dawson vs. Lehigh, 1992

4, Brian Shallcross vs. VU, 1995

4, Brett Sterba vs. Northeastern, 2000

### TOTAL OFFENSE

#### *Most Yards*

454, David Corley vs. N' eastern, 2000

### RUSHING

#### *Rush Attempts*

37, Wes Meeteer vs. Davidson, 1969

37, Troy Keen vs. Northeastern, 1994

37, Derek Fitzgerald vs. Penn, 1995

#### *Rushing Yards*

257, Phil Mosser vs. Ohio Wesl., 1970

### PASSING

#### *Pass Attempts*

52, Mike Cook vs. UNH, 1998

#### *Completions*

35, Dave Murphy vs. Rutgers, 1983

#### *Passing Yards*

426, David Corley vs. N' eastern, 2000

#### *Touchdown Passes*

6, Shawn Knight vs. Maine, 1993

### RECEIVING

#### *Receptions*

13, Rich Musinski vs. URI, 2003

13, Glen Bodnar vs. Colgate, 1984

#### *Receiving Yards*

244, Dominique Thompson at UD, 2004

240, Dave Conklin vs. VMI, 1997

#### *TD Receptions*

4, Dominique Thompson at UD, 2004

4, Vito Ragazzo vs. WFU, 1949

4, Corey Ludwig vs. Maine, 1993

### SACKS

3.5, Luke Cullinane vs. VU, 1996

### INTERCEPTIONS

4, Jack Bruce vs. Richmond, 1947

## INDIVIDUAL LONG PLAYS

#### *Rush from scrimmage*

95 yds, John Truehart vs. Elon, 1934

#### *Pass Completion*

87 yds, Lang Campbell to Dominique Thompson at Delaware, 2004

87 yds, Dan Henning to Tom Scott vs. Navy, 1961

#### *Punt*

77 yds, Russell Brown, 1972

77 yds, Joe Agee, 1975

77 yds, Jack Freeman, 1942

#### *Punt Return*

101 yds, Dale Worrall vs. Bridgewater, 1932

#### *Kickoff Return*

100 yds, Dick Pawlewicz vs. UVA, 1974

#### *Run With Fumble*

91 yds, Meb Davis vs. Columbia, 1926

#### *Run with Interception*

93 yds, Marvin Graham vs. Virginia Tech, 1946

#### *Field Goal*

53 yds, Steve Christie vs. ETSU, 1987

53 yds, Steve Christie vs. UVA, 1988

53 yds, Brett Sterba vs. Delaware, 2000

## TEAM RECORDS

#### *Most Points Scored*

95, vs. Bridgewater, 1931

#### *Most Points Allowed*

93, by Delaware, 1915

#### *Most Yards Gained*

681, vs. Richmond, 1991

#### *Most Plays*

100, vs. Virginia Tech, 1971

#### *Rushing Yards*

453, vs. Ohio Wesleyan, 1970

433, vs. Villanova, 1993

419, vs. Delaware, 1973

417, vs. Richmond, 1974

413, vs. VMI, 1993

#### *Pass Attempts*

55, vs. Virginia Tech, 1971

#### *Pass Completions*

35, vs. Rutgers, 1983

#### *Passing Yards*

498, vs. VMI, 1997

426, vs. Northeastern, 2000

414, vs. Miami (Ohio), 1982

412, vs. JMU, 1985

403, vs. East Carolina, 1981

#### *First Downs*

36, vs. VMI, 1991

36, vs. VMI, 1993

#### *Most Interceptions*

6, vs. Wake Forest, 1947

#### *Best Defense Against the Run*

-39 yds, vs. Colgate, 1988

-39 yds, vs. Villanova, 1996

-11 yds, Quantico, 1967

-6 yds, vs. Villanova, 1993

#### *Best Defense Against the Pass*

9 yds, vs. UMass, 1995

9 yds, vs. East Carolina, 1980

9 yds, vs. Appalachian State, 1976

10 yds, vs. Furman, 1999

11 yds, vs. VMI, 1993

# WILLIAM AND MARY ALL-TIME OFFENSIVE PERFORMANCES

Note: This is corrected information from page 82 of the William and Mary football media guide. Changes were made in all three categories.

\* = NCAA Playoff Games

## Top Passing Performances

1. 426, Dave Corley vs. NU, 10/28/00
2. 406, Stan Yagiello vs. JMU, 9/28/85
3. 401, David Murphy at Marshall, 11/5/83
4. 399, Chris Garrity at ECU, 11/14/81
5. 385, Greg DeGennaro at Bucknell, 9/20/86
6. 383, Kenny Lambiotte vs. Colgate, 9/6/86
7. 381, Mike Cook at N. Iowa, 12/7/96\*
- 8. 378, L. Campbell vs. NU, 10/2/04**
9. 373, M. Cook vs. UNH, 10/24/98
- 10. 368, L. Campbell at LU, 10/9/04**
11. 360, D. Murphy vs. Rutgers, 10/22/83
- 12. 355, L. Campbell at Delaware, 10/23/04**
13. 352, M. Cook at Ga. Southern, 9/6/97
14. 346, D. Corley vs. VMI, 9/14/02
15. 345, Chris Hakel vs. Delaware, 9/14/91
- 345, S. Yagiello vs. Norfolk St., 9/14/85
17. 339, M. Cook vs. Hampton, 10/31/98
18. 329, C. Garrity vs. Richmond, 11/21/81
19. 326, D. Corley vs. Delaware, 9/28/02
20. 325, M. Cook vs. VMI, 9/14/96
- 325, C. Hakel at Virginia, 9/29/90

## Top Rushing Performances

1. 257, Phil Mosser at Ohio Wes., 10/3/70
2. 219, Derek Fitzgerald vs. Penn., 10/14/95
3. 201, Alvin Porch at UConn., 10/18/97
- 4. 198, Jon Smith at UNH, 10/19/02**
5. 189, D. Fitzgerald at NU, 9/16/95
- 189, D. Fitzgerald vs. Villanova, 10/23/93
7. 186, A. Porch vs. Boston, 9/27/97
8. 183, A. Porch vs. Delaware, 11/2/96
9. 181, Robert Green at Navy, 9/21/91
10. 180, R. Green at Citadel, 9/8/90
11. 177, Tyrone Shelton vs. ETSU, 11/4/89
- 177, Hameen Ali vs. Delaware, 10/10/98
13. 173, A. Porch vs. Richmond, 11/15/97
14. 172, Bill Bowman vs. WFU, 9/19/53
15. 171, Jim Kruis vs. Navy, 10/16/76
16. 170, Troy Keen at Furman, 9/17/94
17. 165, R. Green vs. VMI, 10/13/90
18. 164, T. Shelton at Furman, 11/3/90
- 164, Keith Fimian vs. Virginia, 9/18/76
20. 159, A. Porch vs. JMU, 10/11/97

## Top Receiving Performances

- 1. 244, Dom. Thompson at UD, 10/23/04**
2. 240, David Conklin at VMI, 9/13/97
3. 226, Mike Sutton at Marshall, 11/5/83
- 4. 221, Dom. Thompson at LU, 10/9/04**
5. 211, Kurt Wrigley vs. UR, 11/21/81
6. 198, Ron Gilliam vs. JMU, 9/28/85
7. 195, Chris Rosier at UConn., 10/18/97
8. 194, Rich Musinski vs. Delaware, 9/28/02
9. 191, R. Musinski at URI, 10/25/03
10. 184, C. Rosier at URI, 10/7/00
12. 183, Glenn Bodnar at Colgate, 11/10/84
12. 182, Dave Szydluk vs. JMU, 9/28/85
13. 168, C. Rosier at JMU, 10/28/00
14. 164, R. Musinski vs. UNH, 9/29/01
15. 162, D. Conklin vs. UConn., 11/14/98
16. 161, R. Musinski at UMass, 9/1/01
17. 158, Harry Mehre vs. Lehigh, 9/17/88
18. 157, Corey Ludwig at Delaware, 9/11/93
- 157, Domin. Thompson vs. NU, 10/2/04**
20. 154, C. Ludwig at Lehigh, 11/2/1991

## Most 200-yard Passing Games

- |           |                         |                     |
|-----------|-------------------------|---------------------|
| 1.        | 31 David Corley         | 1998-2002           |
| 2.        | 24 Chris Hakel          | 1987-1991           |
| 3.        | 22 Mike Cook            | 1994-1998           |
| 4.        | 20 Stan Yagiello        | 1982-1985           |
| <b>5.</b> | <b>15 Lang Campbell</b> | <b>2001-present</b> |
| 6.        | 13 Shawn Knight         | 1990-1994           |
| 7.        | 7 Kenny Lambiotte       | 1985-1986           |
|           | 7 David Murphy          | 1981-1983           |
| 9.        | 6 Craig Argo            | 1986-1989           |
| 10.       | 4 Chris Garrity         | 1979-1981           |

## Most 100-yard Rushing Games

- |     |                       |                     |
|-----|-----------------------|---------------------|
| 1.  | 19 Derek Fitzgerald   | 1991-1995           |
| 2.  | 15 Robert Green       | 1988-1991           |
| 3.  | 14 Alvin Porch        | 1993-1997           |
| 4.  | 11 Jim Kruis          | 1975-1977           |
| 5.  | 10 Troy Keen          | 1992-1995           |
| 6.  | 9 Tyrone Shelton      | 1987-1990           |
| 7.  | 7 Michael Clemons     | 1983-1986           |
| 8.  | <b>5 Jon Smith</b>    | <b>2001-present</b> |
|     | 5 Hameen Ali, III     | 1996-2000           |
| 10. | 4 Komlan Lonegran     | 1998-2001           |
| 11. | <b>3 Delmus Coley</b> | <b>2003-present</b> |

## Most 100-yard Receiving Games

- |     |                             |              |
|-----|-----------------------------|--------------|
| 1.  | 21 Rich Musinski            | 1999-2003    |
| 2.  | 12 David Conklin            | 1995-1999    |
| 3.  | 8 Chris Rosier              | 1996-2000    |
|     | 8 Mark Compher              | 1987-1990    |
| 5.  | 7 Josh Whipple              | 1992-1996    |
| 6.  | 6 Ron Gilliam               | 1983-1985    |
|     | 6 Corey Ludwig              | 1989-1993    |
| 8.  | 5 Terry Hammons             | 1991-1995    |
|     | 5 Mike Sutton               | 1981-1983    |
| 10. | <b>4 Dominique Thompson</b> | <b>2001-</b> |
|     | 4 Harry Mehre               | 1985-1988    |
|     | 4 Jeff Sanders              | 1982-1984    |
|     | 4 Dave Szydluk              | 1984-1987    |
|     | 4 Mike Tomlin               | 1990-1994    |
|     | 4 Kurt Wrigley              | 1980-1982    |

# WILLIAM AND MARY SEASON PERFORMANCES

### Top Passing Performances

- |     |                           |          |
|-----|---------------------------|----------|
| 1.  | 378 Lang Campbell vs. NU  | Oct. 2   |
| 2.  | 368 Lang Campbell vs. LU  | Oct. 9   |
| 3.  | 355 Lang Campbell vs. UD  | Oct. 23  |
| 4.  | 323 Lang Campbell vs. JMU | Nov. 13  |
| 5.  | 322 Lang Campbell vs. UNC | Sept. 4  |
| 6.  | 291 Lang Campbell vs. UR  | Nov. 20  |
| 7.  | 268 Lang Campbell vs. TU  | Oct. 30  |
| 8.  | 232 Lang Campbell vs. VU  | Nov. 6   |
| 9.  | 192 Lang Campbell vs. URI | Oct. 16  |
| 10. | 160 Lang Campbell vs. VMI | Sept. 25 |

### Top Rushing Performances

- |     |                          |          |
|-----|--------------------------|----------|
| 1.  | 113 Jon Smith, vs. TU    | Oct. 30  |
| 2.  | 93 Elijah Brooks vs. TU  | Oct. 30  |
| 3.  | 88 Jon Smith vs. UR      | Nov. 20  |
| 4.  | 76 Jon Smith, vs. VU     | Nov. 6   |
| 5.  | 63 Jon Smith, vs. UNH    | Sept. 18 |
| 6.  | 60 Lang Campbell vs. VU  | Nov. 6   |
| 7.  | 57 Elijah Brooks vs. UR  | Nov. 20  |
| 8.  | 54 Elijah Brooks vs. URI | Oct. 16  |
| 9.  | 53 Tony Viola vs. TU     | Oct. 30  |
| 10. | 52 Jon Smith, vs. VMI    | Sept. 25 |

### Top Receiving Performances

- |     |                          |         |
|-----|--------------------------|---------|
| 1.  | 244 Dom. Thompson vs. UD | Oct. 23 |
| 2.  | 221 Dom. Thompson vs. LU | Oct. 9  |
| 3.  | 157 Dom. Thompson vs. NU | Oct. 2  |
| 4.  | 122 Dom. Thompson vs. TU | Oct. 30 |
| 5.  | 112 Josh Lustig vs. UNC  | Sept. 4 |
| 6.  | 111 Joe Nicholas vs. NU  | Oct. 2  |
| 7.  | 93 John Pitts vs. UR     | Nov. 20 |
| 8.  | 91 Joe Nicholas vs. UR   | Nov. 20 |
| 9.  | 83 Dom. Thompson vs. UNC | Sept. 4 |
| 10. | 77 Joe Nicholas vs. JMU  | Nov. 13 |

### 200-yard Passing Games

Lang Campbell 8

### 300-yard Passing Games

Lang Campbell 5

### 100-yard Rushing Games

Jon Smith 1

### 100-yard Receiving Games

Dominique Thompson 4

Joe Nicholas 1

Josh Lustig 1



## 2004 WILLIAM AND MARY SCORING DRIVES/PLAYS

Opponent	Obtained	Plays	Yards	TOP	Result	Quarter	Play
North Carolina	Fumble	3	62	0:58	TD	First	Lustig 46-yard pass from Campbell
North Carolina	Kickoff	12	73	5:56	TD	First	Campbell 5-yard run
North Carolina	Fumble	4	4	1:40	TD	Second	Campbell 1-yard run
North Carolina	Interception	4	-2	1:37	FG	Second	Kuehn 21-yard field goal
North Carolina	Kickoff	10	80	4:22	TD	Third	Smith 2-yard run
North Carolina	Punt	8	88	1:34	TD	Fourth	Thompson 6-yard pass from Campbell
New Hampshire	Missed FG	13	67	5:12	FG	Second	Kuehn 27-yard field goal
New Hampshire	Punt	8	28	4:20	FG	Third	Kuehn 35-yard field goal
New Hampshire	Punt	10	64	4:34	FG	Fourth	Kuehn 21-yard field goal
VMI	Punt	10	63	4:00	TD	Second	Smith 2-yard run
VMI	Fumble	6	31	1:59	TD	Second	Brooks 6-yard run
VMI	Interception	2	34	0:34	TD	Second	Thompson 13-yard pass from Campbell
VMI	Interception	3	30	1:00	TD	Second	Nicholas 27-yard pass from Campbell
VMI	Kickoff	10	57	5:37	TD	Third	Smith 4-yard run
VMI	Punt	11	84	5:41	TD	Fourth	Taylor 4-yard pass from Potts
Northeastern	Punt	8	34	4:12	TD	First	Campbell 2-yard run
Northeastern	Kickoff	6	71	1:26	TD	Second	Campbell 2-yard run
Northeastern	Kickoff	8	72	3:54	TD	Third	Brooks 4-yard run
Northeastern	Kickoff	8	65	3:30	FG	Third	Kuehn 30-yard field goal
Northeastern	Missed FG	10	74	4:54	FG	Fourth	Kuehn 28-yard field goal
Northeastern	Interception	3	80	0:50	TD	Fourth	Thompson 77-yard pass from Campbell
Northeastern	Missed FG	6	14	----	FG	Overtime	Kuehn 28-yard field goal
Liberty	Punt	10	80	3:23	FG	First	Kuehn 22-yard field goal
Liberty	Kickoff	11	84	3:58	TD	First	Brooks 1-yard run
Liberty	Punt	8	53	2:51	TD	Second	Campbell 1-yard run
Liberty	Fumble	10	46	4:52	FG	Second	Kuehn 20-yard field goal
Liberty	Kickoff	7	64	3:01	TD	Third	Smith 1-yard run
Liberty	Punt	6	47	1:43	FG	Third	Kuehn 28-yard field goal
Liberty	Interception	3	9	1:29	TD	Fourth	Smith 1-yard run
Rhode Island	Kickoff	13	77	6:15	TD	First	Trinkle 3-yard pass from Campbell
Rhode Island	Punt	6	33	2:30	TD	First	Trinkle 3-yard pass from Campbell
Rhode Island	Punt	9	40	3:03	FG	Second	Kuehn 28-yard field goal
Rhode Island	Kickoff	12	82	4:51	TD	Third	Campbell 4-yard run
Rhode Island	Kickoff	8	60	4:10	TD	Fourth	Brooks 2-yard run
Delaware	Kickoff	6	44	2:27	TD	First	Thompson 10-yard pass from Campbell
Delaware	Punt	3	69	0:26	TD	First	Thompson 62-yard pass from Campbell
Delaware	Kickoff	3	77	1:40	TD	First	Thompson 87-yard pass from Campbell
Delaware	Punt	3	80	0:55	TD	Fourth	Thompson 64-yard pass from Campbell
Towson	Punt	1	46	0:07	TD	First	Thompson 46-yard pass from Campbell
Towson	Punt	9	71	2:22	TD	Second	Smith 1-yard run
Towson	Punt	8	67	4:45	TD	Second	Thompson 21-yard pass from Campbell
Towson	Interception	12	65	3:53	FG	Second	Kuehn 32-yard field goal
Towson	Punt	6	62	2:03	TD	Third	Brooks 8-yard run
Towson	Punt	9	56	4:16	TD	Third	Bratton 1-yard pass from Campbell
Towson	Kickoff	9	33	4:03	FG	Fourth	Kuehn 43-yard field goal
Villanova	Kickoff	11	72	4:21	TD	First	Smith 1-yard run
Villanova	Kickoff	10	66	4:25	TD	Second	Campbell 1-yard run
Villanova	Kickoff	13	73	5:58	TD	Third	Nicholas 6-yard pass from Campbell
Villanova	Free kick	11	51	4:10	TD	Fourth	Smith 1-yard run
Villanova	Interception	4	33	0:48	TD	Fourth	Smith 17-yard run
James Madison	Kickoff	11	63	4:31	FG	Second	Kuehn 28-yard field goal
James Madison	Punt	9	85	5:00	TD	Third	Otey 1-yard pass from Campbell
James Madison	Kickoff	8	71	1:59	TD	Fourth	Pitts 5-yard pass from Campbell
James Madison	Fumble	3	21	1:28	TD	Fourth	Smith 3-yard run
James Madison	Kickoff	5	43	0:45	FG	Fourth	Kuehn 46-yard field goal
Richmond	Missed FG	9	80	3:37	TD	First	Thompson 25-yard pass from Campbell
Richmond	Punt	7	62	3:08	TD	Second	Smith 2-yard run
Richmond	Kickoff	3	77	1:39	TD	Third	Bratton 17-yard pass from Campbell
Richmond	Interception	5	77	2:21	TD	Third	Nicholas 5-yard pass from Campbell
Richmond	Punt	11	69	4:37	TD	Third	Bratton 4-yard pass from Campbell
Richmond	Punt	6	40	2:00	FG	Third	Kuehn 44-yard field goal

# TRIBE FOOTBALL HONOR ROLL

## First Team All-Atlantic 10

Lang Campbell, QB  
Greg Kuehn, PK

## Second Team All-Atlantic 10

Dominique Thompson, WR  
Cody Morris, OL  
Stephen Cason, DB  
Adam O'Connor, DL

## Third Team All-Atlantic 10

Jon Smith, TB  
Chris Ndubueze, LB  
Mike Mesi, P

## A-10 Offensive Player of the Week

Lang Campbell, Sept. 5  
Dominique Thompson, Oct. 23  
Lang Campbell, Nov. 14  
Lang Campbell, Nov. 20

## A-10 Defensive Player of the Week

Adam O'Connor, Nov. 7

## A-10 Special Teams Player of the Week

Greg Kuehn, Sept. 19  
Greg Kuehn, Oct. 3

## I-AA.org Weekly All-Star

Lang Campbell, Sept. 5  
Dominique Thompson, Oct. 25

## ESPN/USA Today

## I-AA Offensive Player of the Week

Dominique Thompson, Oct. 25

## Don Hansen National Offensive Co-Player of the Week

Lang Campbell, Sept. 5  
Dominique Thompson, Oct. 24

## I-AA.org Preseason Honors

## Honorable Mention All-America:

Lang Campbell, QB

## National Team Rankings/Ratings

## I-AA.org AGS Top 25

W&M # 7

## I-AA.org Gridiron Power Index

W&M # 3

## Don Hansen Gazette Top 40

W&M # 3

## USA Today Sagarin Rating

W&M # 3 in I-AA, #50 overall



Senior tailback Jon Smith scored his 11th rushing touchdown of the season against Richmond Saturday. The Tribe was 4-for-4 in the red zone, including Smith's 2-yard TD run.

## WILLIAM AND MARY IN THE "RED-ZONE"

Opponent	WM In Red Zone	WM TDs	WM FGs	WM FGs Missed	WM No Score	WM RZ Score %
North Carolina	5	4	1	0	0	100.0
New Hampshire	3	0	3	0	0	100.0
VMI	5	5	0	0	0	100.0
Northeastern	6	3	3	0	0	100.0
Liberty	7	4	3	0	0	100.0
Rhode Island	5	4	1	0	0	100.0
Delaware	1	1	0	0	0	100.0
Towson	5	3	1	0	1*	.800
Villanova	6	5	0	0	1	.833
James Madison	5	3	1	1	1	.800
Richmond	4	4	0	0	0	100.0
Hampton						
<b>SEASON</b>	<b>52</b>	<b>36</b>	<b>13</b>	<b>1</b>	<b>3</b>	<b>.942</b>

\*W&M kneeled down inside the 20-yard line to run out the clock.

## OPPONENTS IN THE RED-ZONE

Opponent	Opp. In Red Zone	Opp. TDs	Opp. FGs	Opp. FGs Missed	Opp. No Score	Opp. RZ Score %
North Carolina	6	6	0	0	0	100.0
New Hampshire	2	1	0	1	1	.500
VMI	2	0	1	0	1	.500
Northeastern	6	4	0	1	2	.667
Liberty	2	2	0	0	0	100.0
Rhode Island	3	2	1	0	0	100.0
Delaware	4	3	0	0	1	.750
Towson	1	0	1	0	0	100.0
Villanova	3	3	0	0	0	100.0
James Madison	3	2	1	0	0	100.0
Richmond	4	2	0	2	2	.500
Hampton						
<b>SEASON</b>	<b>36</b>	<b>25</b>	<b>4</b>	<b>4</b>	<b>7</b>	<b>.806</b>

# 2004 WILLIAM AND MARY GAME-BY-GAME RESULTS

## UNC 49, W&M 38

CHAPEL HILL, NC (9/4/04) -- Despite career days from **Lang Campbell** and **Josh Lustig** and four first-half turnovers, the Tar Heels used three fourth-quarter TDs from Ronnie McGill to rally past the Tribe, 49-38, at Kenan Stadium.

Campbell had the Division I-A North Carolina defense on its "heels" most of the afternoon, throwing for a career-high 322 yards and two TDs, including a 46-yard strike to Lustig to open the scoring. Lustig hauled in a career-best 112 yards on six catches. Campbell added a pair of rushing TDs in the first half and **Greg Kuehn** booted a 21-yard FG as time expired, as the Tribe built a 10-point halftime lead.

**Stephen Cason** and **Alan Wheeling** each forced a fumble in the first half, **Travis McLaurin** recovered two fumbles in the first half, including one he returned 33 yards and **Wade Harrell** returned his third-career interception 37 yards to set up Kuehn's FG, as W&M forced four turnovers in a game for the first time since 2002 (IU). **James Miller**, who also recovered a fumble, led the Tribe with 15 tackles.

**Dominique Thompson**, a NC native, caught six passes for 83 yards and a TD, while **Jon Smith** added a 2-yard TD run.

	1	2	3	4	Final
William and Mary	14	10	7	7	38
North Carolina	7	7	14	21	49

### Scoring Summary

Qtr	Team	Score	Time
1st	W&M	Lustig 46 pass from Campbell (Kuehn kick)	12:29
	UNC	Lewis 12 run (Barth kick)	6:46
	W&M	Campbell 5 run (Kuehn kick)	0:50
2nd	UNC	Scott 8 run (Barth kick)	13:07
	W&M	Campbell 1 run (Kuehn kick)	7:35
	W&M	FG Kuehn 21	0:00
3rd	UNC	Bowman 19 pass from Durant (Barth kick)	11:49
	W&M	Smith 2 run (Kuehn kick)	7:27
	UNC	Mitchell 29 pass from Durant (Barth kick)	1:50
4th	UNC	McGill 4 run (Barth kick)	13:32
	UNC	McGill 10 run (Barth kick)	11:05
	UNC	McGill 7 run (Barth kick)	6:57
	W&M	Thompson 6 pass from Campbell (Kuehn kick)	0:00

	W&M	UNC
First Downs	21	23
Rushes - Yards	31-120	45-341
Att-Cmp-Int	41-23-0	24-14-1
Pass Yards	322	234
Total Offense	442	575
Total Plays	72	69
Fumbles - Lost	0-0	3-3
3rd Down Conv.	5-16	10-12
Penalties - Yards	5-45	3-20
Sacks by - Yards	1-1	0-0
Time of Possession	31:41	28:19

### Rushing

W&M: Brooks 9-45, Campbell 6-35 (2 TD), Smith 9-24 (TD), Thompson 1-13, Parrott 1-4, McLaurin 5-1.  
UNC: McGill 13-137 (3 TD), Lewis 15-125 (TD), Scott 11-76 (TD), Durant 6-13.

### Passing

W&M: Campbell 23-41-0 322 (2 TD).  
UNC: Durant 14-24-1 234 (2 TD)

### Receiving

W&M: Lustig 6-112 (TD), Thompson 6-83 (TD), Nicholas 4-48, Pitts 2-28, Bratton 1-18, McLaurin 1-12, Brooks 1-10, Trinkle 1-6, Parrott 1-5.  
UNC: Bowman 6-61 (TD), Phillips 3-65, Holley 2-35, Pollock 1-38, Mitchell 1-29 (TD), Hedgecock 1-6.

### Defense

W&M: Miller 15 (8 solo, FR, BrUp), Tra. McLaurin 7 (2 FR), Cason 6 (FF, PBU), Nickell 6 (2 TFL), O'Connor 3 (0.5 sack, 2 QBH), Watson 3 (0.5 sack), Harrell (INT).

Attendance: 43,500

## W&M 9, #10 UNH 7

DURHAM, NH (9/18/04) - All-conference kicker **Greg Kuehn** connected on field goals of 27, 35 and 21 yards and the Tribe defense held the Wildcats' high-powered offense in check, as W&M won its conference-opener, 9-7, over 10th-ranked New Hampshire at rained-soaked Cowell Stadium.

Playing in heavy rains from the remnants of Hurricane Ivan, W&M held UNH to 226 offensive yards, nearly 150 below its average, after yielding 575 yard to North Carolina two weeks prior. It was the fewest yards allowed by a W&M defense since yielding 141 to Massachusetts in the 2001 season-opener.

All-American candidate **Lang Campbell** and the Tribe offense were efficient in the treacherous conditions, as Campbell threw for 148 yards on 11 for 23 passing and ran for 42 yards on 14 attempts. With 148 passing yards, he moved into 10th place on the W&M career passing list. Senior Jon Smith churned out 63 yards on 23 carries.

Kuehn kicked three field goals for the fourth time in his career, with the last coming in a win over Rhode Island on Oct. 25, 2003.

**Chris Ndubueze** paced the defense with a career-high 16 tackles, including 10 solo stops. Junior **Larry Pendleton** tallied seven tackles and a sack, while sophomore **Josh Wright**, who made his first career start, also recorded a sack.

The win gave W&M its first victory over a ranked opponent since knocking off 15th-ranked Northeastern in Williamsburg on Oct. 26, 2002.

	1	2	3	4	Final
William and Mary	0	3	6	0	9
#10 New Hampshire	7	0	0	0	7

### Scoring Summary

Qtr	Team	Score	Time
1st	UNH	Harvey 1 run (McCormack kick)	5:48
2nd	W&M	FG Kuehn 27	0:00
3rd	W&M	FG Kuehn 35	9:41
	W&M	FG Kuehn 21	3:06

	W&M	UNH
First Downs	13	13
Rushes - Yards	48-123	42-123
Att-Cmp-Int	23-11-0	21-12-0
Pass Yards	148	103
Total Offense	271	226
Total Plays	71	63
Fumbles - Lost	2-1	1-0
3rd Down Conv.	5-16	5-16
Penalties - Yards	6-50	2-25
Sacks by - Yards	2-17	4-18
Time of Possession	35:13	24:47

### Rushing

W&M: Smith 23-63, Campbell 14-42, Brooks 4-10, McLaurin 3-9, Parrott 1-2, Thompson 1(-1).  
UNH: Harvey 28-75 (TD), Santos 9-35, McCoy 3-12, Bailey 2-1.

### Passing

W&M: Campbell 23-11-0 148.  
UNH: Santos 21-12-0 103.

### Receiving

W&M: Thompson 3-55, Lustig 3-51, Pitts 2-20, Nicholas 1-9, Brooks 1-8, Trinkle 1-5.  
UNH: Kreider 4-27, Williams 3-38, Diner 2-21, Ball 1-9, Bailey 1-5, Harvey 1-3.

### Defense

W&M: Ndubueze 16 (10 solo), Miller 9 (5 solo), McLaurin 8 (4 solo, TFL), Riley 7 (TFL), McCarthy 7 (TFL), Pendleton 7 (sack), Kelly 5 (TFL), Wright 4 (sack).

Attendance: 3,512

## W&M 42, VMI 6

WILLIAMSBURG (9/25/04) - All-American candidate **Lang Campbell** threw for 137 yards and a pair of touchdowns in the first half to surpass the 3,000-yard mark for his career, as W&M used four second-quarter touchdowns and another outstanding defensive effort to knock off state-rival VMI, 42-6, in front of 8,101 fans at Zable Stadium.

Playing on his 23rd birthday, Campbell went over the 3,000-yard plateau in the first quarter and went on to complete 11-of-15 passes for 160 yards to move into ninth place (3,136) on the College's career passing yards lists. With two TD passes, Campbell also moved into eighth place (28) on the career list at W&M.

The Tribe defense forced four turnovers for the second time this season (UNC) and held the Keydets to 197 total yards, the first time a W&M defense surrendered fewer than 200 total yards since a season-opening win at UMass in 2001 (146). Dating back to a 9-7 win at UNH on Sept. 18, W&M has not allowed a touchdown for over seven consecutive quarters, a feat that has not been accomplished since 1995.

Sophomore linebacker **Ryan Nickell** recorded interceptions on consecutive VMI offensive plays from scrimmage, while all-conference linebacker **Travis McLaurin** and **Chris Ndubueze** each had six tackles and defensive end **Adam O'Connor** recorded five stops, a sack and three quarterback hurries.

Senior tailback **Jon Smith** led the Tribe ground game with 52 yards and two TDs, as he inched closer to 2,000 rushing yards for his career (1,899).

	1	2	3	4	Final
VMI	0	6	0	0	6
William & Mary	0	28	7	7	42

### Scoring Summary

Qtr	Team	Score	Time
2nd	W&M	Smith 2 run (Kuehn kick)	14:56
	W&M	Brooks 6 run (Kuehn kick)	12:42
	VMI	FG Way 28	7:35
	W&M	Thompson 13 pass from Campbell (Kuehn kick)	3:58
	W&M	Nicholas 27 pass from Campbell (Kuehn kick)	2:52
	VMI	FG Way 39	0:42
3rd	W&M	Smith 1 run (Kuehn kick)	9:23
4th	W&M	Taylor 4 pass from Potts (Kuehn kick)	6:20

	W&M	VMI
First Downs	19	15
Rushes - Yards	45-98	31-49
Att-Cmp-Int	23-15-0	39-19-3
Pass Yards	207	148
Total Offense	305	197
Total Plays	68	70
Fumbles - Lost	1-1	2-1
3rd Down Conv.	8-14	3-17
Penalties - Yards	6-56	8-66
Sacks by - Yards	2-22	3-22
Time of Possession	33:10	26:50

### Rushing

W&M: Smith 15-52 (2 TD), McLaurin 8-38, Brooks 12-28 (TD), Parrott 2-7, Campbell 4-5, Potts 1-5, Thompson 1-15.  
VMI: Hollingsworth 10-19, Mizzer 9-14, Jackson 4-12, Lyles 2-8, Poldiak 5-3.

### Passing

W&M: Campbell 15-11-0 160 (2 TD), Potts 8-4-0 47 (TD).  
VMI: Lyles 24-9-3 64, Poldiak 15-10-0 84.

### Receiving

W&M: Thompson 4-66 (TD), 2-47 (TD), Davis 2-40, Pitts 2-29, McLaurin 2-6, Parrott 1-13, Taylor 1-4 (TD), Brooks 1-2.  
VMI: Burden 5-57, Jackson 4-25, Gilliland 2-22, Monteleone 2-15.

### Defense

W&M: McLaurin 6 (4 solo, TFL), Ndubueze 6 (3 solo), O'Connor 5 (sack, FF, QBH), Cason 3 (TFL), Muldrow 3 (5 TFL), Waston, 2 (sack, 2 TFL, FR), Nickell 2 (2 INT), Miller 2 (INT, PBU), Williamson 1 (.5 TFL).

Attendance: 8,101



# 2004 WILLIAM AND MARY GAME-BY-GAME RESULTS

## W&M 38, #16 NU 35 (OT)

**WILLIAMSBURG (10/2/04)** - Powered by a career-best 378-yard passing performance by All-American candidate **Lang Campbell**, the College pulled off a thrilling 38-35 overtime victory over 16th-ranked Northeastern at Zable Stadium.

The decisive points came off the foot of all-conference kicker **Greg Kuehn**, who nailed a 28-yard FG in the first overtime period. He ended the afternoon converting three of his four FG opportunities.

After the Tribe scored on a 77-yard TD pass from Campbell to **Dominique Thompson** with 2:34 remaining in the fourth quarter, and also got the two-point conversion on a pass to redshirt freshman receiver **Joe Nicholas**, W&M had a 35-28 lead. But, NU quarterback Shawn Brady's third TD pass tied the game with 42 seconds remaining and forced OT.

W&M won the toss and elected to play defense first. On the Huskies' first snap, junior **Adam O'Connor** sacked Brady, and NU eventually missed a 53-yard FG attempt. On the Tribe's OT possession, Nicholas caught a key first-down pass from Campbell on third-and-long, and two plays later Kuehn drilled the game-winner.

Campbell ended the day 22 of 36 for 378 yards, including the score to Thompson. He also ran for a pair of TDs. The 378 passing yards ranks as the eighth-best single-game performance in W&M history, and it was his second game over 300 yards in four games this season.

Thompson led the Tribe with a career-high 157 yards on five grabs, while Nicholas hauled in a career-best 111 yards on six catches.

	1	2	3	4	OT	Final
#16 Northeastern	0	14	14	7	0	35
William & Mary	7	7	10	11	3	38

### Scoring Summary

Qtr	Team	Score	Time
1st	W&M	Campbell 2 run (Kuehn kick)	4:27
2nd	NU	Parks 27 pass from Brady (Kescic kick)	8:19
	NU	Parks 23 pass from Brady (Kescic kick)	1:53
	W&M	Campbell 2 run (Kuehn kick)	0:27
3rd	W&M	Brooks 4 run (Kuehn kick)	11:06
	NU	West 2 run (Kescic kick)	8:54
	W&M	FG Kuehn 30	5:24
	NU	Murray 1 run (Kescic kick)	2:57
4th	W&M	FG Kuehn 28	6:57
	W&M	Thompson 77 pass from Campbell (Kuehn kick)	2:34
	NU	Mitchell 3 pass from Brady (Kescic kick)	0:42
OT	W&M	FG Kuehn 28	

	W&M	NU
First Downs	20	20
Rushes - Yards	33-96	35-90
Att-Cmp-Int	36-22-1	33-18-1
Pass Yards	378	301
Total Offense	474	391
Total Plays	69	68
Fumbles - Lost	0-0	1-0
3rd Down Conv.	6-14	8-16
Penalties - Yards	3-35	5-57
Sacks by - Yards	1-10	1-11
Time of Possession	31:46	28:14

### Rushing

W&M: Brooks 11-45 (TD), Smith 12-41, Campbell 8-9 (2 TD), Parrott 1-2.  
 NU: West 12-48 (TD), Murray 13-37 (TD), Gyles 7-15, Brady 2-9.

### Passing

W&M: Campbell 36-22-1 378 (TD).  
 NU: Brady 33-18-1 301 (3 TD).

### Receiving

W&M: Nicholas 6-111, Thompson 5-157 (TD), Trinkle 3-55, Smith 3-14, Brooks 2-31, Davis 1-5, Pitts 1-4, Bratton 1-1.  
 NU: Parks 7-170 (2 TD), Mitchell 6-86 (TD), Graham 1-14.

### Defense

W&M: O'Connor 8 (1.0 sack, 1.5 TFL), Ndubueze 8 (3 solo, .5 TFL), McLaurin 7 (5 solo), Wheeling 7 (5 solo), Wright 5 (3 solo, 1.5 TFL), Cason 4 (2 solo, 1.0 TFL, PBU), Miller 4 (INT, 2 PBU), Shaw 3 (.5 TFL).

Attendance: 8,267

## #18 W&M 37, LU 17

**LYNCHBURG, VA (10/9/04)** - Senior All-American candidate **Lang Campbell** threw for 368 yards, including 221 to senior wide receiver **Dominique Thompson**, as the 18th-ranked College of William and Mary defeated Liberty, 37-17.

In the first-ever meeting between the schools, Campbell completed 19-of-30 passes to surpass the 300-yard mark for the second time in as many games and the third time this season. Thompson pulled in a career-high 10 catches for a personal-best 221 yards, which ranks as the third-best single-game performance in W&M history behind only David Conklin's 240-yard performance against VMI on Sept. 13, 1997, and Mike Sutton's 226-yard effort at Marshall on Nov. 5, 1983. The College piled up a season-high 498 total yards of offense to the Flames' 264.

Senior **Jon Smith** carried 19 times for 51 yards and a pair of TDs, while Campbell and sophomore **Elijah Brooks** each added a score on the ground, as W&M recorded a season-high four rushing TDs.

Junior cornerback **Stephen Cason** had an outstanding game to pace the defense, sharing team-high honors with eight total tackles, in addition to 1.5 sacks, three pass breakups and 2.5 total tackles for loss. The Tribe defense recorded a season-high seven sacks, led by **Jonas Watson** with two. All-conference candidate **Adam O'Connor** registered 1.5 sacks to bring his team-leading total to 4.5.

The win gave W&M its fourth consecutive victory and eighth-straight win over a Division I-AA opponent, dating back to the 2003 season.

	1	2	3	4	Final
#18 William & Mary	10	10	10	7	37
Liberty	3	0	7	7	17

### Scoring Summary

Qtr	Team	Score	Time
1st	W&M	FG Kuehn 22	8:53
	LU	FG Kolegue 41	5:24
	W&M	Brooks 1 run (Kuehn kick)	1:20
2nd	W&M	Campbell 1 run (Kuehn kick)	11:57
	W&M	FG Kuehn 20	2:56
3rd	W&M	Smith 1 run (Kuehn kick)	11:51
	LU	Gado 2 run (Kolegue kick)	8:48
	W&M	FG Kuehn 28	2:37
4th	W&M	Smith 1 run (Kuehn kick)	3:23
	LU	Hamilton 1 run (Kolegue kick)	0:18

	W&M	LU
First Downs	18	17
Rushes - Yards	43-130	33-61
Att-Cmp-Int	30-19-0	35-18-1
Pass Yards	368	203
Total Offense	498	264
Total Plays	73	68
Fumbles - Lost	1-1	2-1
3rd Down Conv.	9-18	3-15
Penalties - Yards	10-90	3-20
Sacks by - Yards	7-46	0-0
Time of Possession	30:55	28:47

### Rushing

W&M: Smith 19-51 (2 TD), Brooks 14-34 (TD), Campbell 8-32 (TD), Nicholas 1-15.  
 LU: Gado 20-97 (TD), Johnson 2-8, Hamilton 1-1 (TD), Troth 9-45.

### Passing

W&M: Campbell 30-19-0 368.  
 LU: Troth 23-11-1 124, Johnson 11-7-0 79, Hamilton 1-0-0.

### Receiving

W&M: Thompson 10-221, Pitts 3-46, Smith 2-29, Trinkle 1-34, Troester 1-28, Taylor 1-6, Brooks 1-4.  
 LU: Williams 6-94, Hamilton 3-15, Jackson 2-34, Cline 2-21, Gado 2-10, Turner 1-17, Luck 1-8, Grigsby 1-4.

### Defense

W&M: Cason 8 (7 solo, 1.5 sack, 2.5 TFL, 3 PBU), McLaurin 8 (FR), Miller 7 (INT), McCarthy 6 (TFL, FF, .5 sack), Nickell 6 (sack, 1.5 TFL), O'Connor 5 (1.5 sack, 2 TFL), Watson 4 (2 sack, 2.5 TFL), Williamson 3 (.5 sack, .5 TFL).

Attendance: 9,603

## #16 W&M 31, URI 24

**WILLIAMSBURG, VA (10/16/04)** - All-American candidate, senior quarterback **Lang Campbell** threw a pair of first-quarter TD passes to sophomore tight end **Matt Trinkle** and later rushed for another score, as the 16th-ranked Tribe held off Rhode Island, 31-24, in front of Homecoming crowd of 8,774 at Zable Stadium.

With the game tied at 24-24, sophomore tailback **Elijah Brooks** plowed into the end zone from two yards out with just over eight minutes remaining in the game for the decisive points. Brooks led the Tribe ground attack with 54 yards on 12 carries, while senior **Jon Smith** surpassed the 2,000-yard mark for his career (2,027) with 36 yards on 13 attempts.

Campbell completed 20-of-27 passes for 192 yards, and Trinkle recorded a career-high seven catches for a personal-best 51 yards. With two TD passes, Campbell moved into seventh place on the W&M career list (31), while also moving into seventh place on the W&M career passing yardage list (4,074).

Junior linebacker **Thad Wheeler** registered a career-high 16 tackles filling in for starter Travis McLaurin, who was hampered by a knee injury suffered early on. Fellow linebacker **Chris Ndubueze** made 14 total stops, and junior safety **James Miller** was in on 13 total tackles to give the Tribe three players in double-digit tackles.

With the win, W&M won its fifth consecutive game overall and its seventh-straight conference game dating back to last season. It was also the Tribe's eighth consecutive win over a Division I-AA opponent, dating back to 2003.

	1	2	3	4	Final
Rhode Island	7	3	7	7	24
#16 William & Mary	14	3	7	7	31

### Scoring Summary

Qtr	Team	Score	Time
1st	URI	Hill 52 pass from Davis (Gianecchini kick)	12:18
	W&M	Trinkle 3 pass from Campbell (Kuehn kick)	6:03
	W&M	Trinkle 3 pass from Campbell (Kuehn kick)	0:07
2nd	URI	FG Gianecchini 29	6:21
	W&M	FG Kuehn 28	0:04
3rd	URI	Davis 6 run (Gianecchini kick)	11:45
	W&M	Campbell 4 run (Kuehn kick)	6:54
4th	URI	Davis 1 run (Gianecchini kick)	12:19
	W&M	Brooks 2 run (Kuehn kick)	8:09

	W&M	URI
First Downs	19	25
Rushes - Yards	33-97	71-282
Att-Cmp-Int	27-20-0	12-6-0
Pass Yards	192	127
Total Offense	289	409
Total Plays	60	83
Fumbles - Lost	1-0	1-0
3rd Down Conv.	7-12	7-16
Penalties - Yards	2-15	4-45
Sacks by - Yards	0-0	1-6
Time of Possession	28:15	31:45

### Rushing

W&M: Smith 13-36, Brooks 12-54 (TD), Campbell 6-10 (TD).  
 URI: Ham 32-106, Davis 19-65 (2 TD), Poole 8-73, Jones 6-14, Porter 5-7, Hill 1-17.

### Passing

W&M: Campbell 27-20-0 192 (2 TD).  
 URI: Davis 12-6-0 127 (TD).

### Receiving

W&M: Trinkle 7-51 (2 TD), Thompson 4-58, Pitts 3-27, Brooks 3-26, Nicholas 2-15, Davis 1-15.  
 URI: Hill 2-65 (TD), Bowers 2-8, Poole 1-45, West 1-9.

### Defense

W&M: Wheeler 16 (2.0 TFL), Ndubueze 14, Miller 13 (.5 TFL), Nickell 9 (2.5 TFL), Shaw 7 (1.0 TFL, PBU), Wright 7 (1.5 TFL), Cason 6 (1.0 TFL).

Attendance: 8,774

# 2004 WILLIAM AND MARY GAME-BY-GAME RESULTS

## #3 UD 31, #14 W&M 28

**NEWARK, DE (10/23/04)** - Despite a record-setting performance from senior wide receiver **Dominique Thompson** and four TD passes from All-American candidate, senior **Lang Campbell**, the 14th-ranked Tribe dropped a hard-fought 31-28 decision to third-ranked Delaware in front of 22,058 fans at Delaware Stadium.

Thompson set a W&M single-game record with 244 receiving yards, surpassing the previous mark of 240 set by Dave Conklin against VMI in 1997. He also caught all four of Campbell's TD passes, matching a W&M record also held by Vito Ragazzo (1949, vs. WFU) and Corey Ludwig (1993, vs. Maine).

Campbell completed 20 of 30 passes for 355 yards and a career-best four TDs, surpassing the 300-yard mark for the fourth time this season.

The duo connected on scoring plays of 10, 62, 87 and 64 yards with the 87-yard completion tying the longest pass play in W&M history (Dan Henning to Tom Scott vs. Navy, 1961).

W&M scored on its first three possessions and held a 21-7 advantage in front of shocked sellout crowd at the end of one quarter, but the defending I-AA National Champions outscored the Tribe 24-7 to close the game, capped by a 25-yard TD pass from Sonny Riccio to Joseph Bleymaier with 4:41 remaining.

Junior linebacker **Chris Ndubueze** and junior corner **Stephen Cason** share the team-lead with 11 tackles apiece, while sophomore end **Josh Wright** recorded a career-high 10 stops in the loss.

	1	2	3	4	Final
#14 William & Mary	21	0	0	7	28
#3 Delaware	7	17	0	7	31

### Scoring Summary

Qtr	Team	Score	Time
1st	W&M	Thompson 10 pass from Campbell (Kuehn kick)	12:33
	W&M	Thompson 62 pass from Campbell (Kuehn kick)	11:34
	UD	Long 5 pass from Riccio (Shushman kick)	6:12
	W&M	Thompson 87 pass from Campbell (Kuehn kick)	4:26
2nd	UD	Lee 2 run (Shushman kick)	8:33
	UD	FG Shushman 43	5:58
	UD	Lee 2 run (Shushman kick)	0:44
4th	W&M	Thompson 64 pass from Campbell (Kuehn kick)	12:15
	UD	Bleymaier 25 pass from Riccio (Shushman kick)	4:41

	W&M	UD
First Downs	16	26
Rushes - Yards	25-30	46-149
Att-Cmp-Int	30-20-0	40-24-0
Pass Yards	355	302
Total Offense	385	451
Total Plays	55	86
Fumbles - Lost	2-1	0-0
3rd Down Conv.	6-13	10-18
Penalties - Yards	9-55	3-30
Sacks by - Yards	1-8	3-26
Time of Possession	23:38	36:22

### Rushing

W&M: Brooks 10-13, Smith 8-31, Campbell 7--14.  
UD: Lee 18-78 (2 TD), Starks 14-66, Cuff 3-8, Riccio 7-6, Team 3-4, Long 1--5.

### Passing

W&M: Campbell 30-20-0 355 (4 TD).  
UD: Riccio 40-24-0 302 (2 TD).

### Receiving

W&M: Thompson 6-244 (4 TD), Nicholas 5-39, Brooks 3-30, Pitts 3-16, Smith 2-21, Parrott 1-5.  
UD: Long 11-108 (TD), Boler 7-155, LaForgia 3-11, Bleymaier 1-25 (TD), Lee 1-3, Starks 1-0.

### Defense

W&M: Cason 11 (PBU), Ndubueze 11 (2 PBU), Wright 10, Miller 9, Wheeler 9 (TFL), Shaw 7, Nickell 6, McCarthy 5, Watson 3 (1.0 sack).  
Attendance: 3,228

## #16 W&M 41, TU 16

**TOWSON, MD (10/30/04)** - Senior All-American candidate, quarterback **Lang Campbell** threw for 268 yards and three touchdowns in three quarters, and the 16th-ranked Tribe piled up a season-high 585 yards of total offense to subdue Towson, 41-16.

Campbell completed 20-of-29 attempts and his three touchdown passes brought his season total to 14, seven of which have come in the last two games. The 268 passing yards brought his career total to 4,697, moving him into sixth place on the W&M career list, while his three TD passes brought his career total to 38, also moving him into sixth place on the W&M career list in that category.

Senior wide receiver **Dominique Thompson** caught seven passes for 122 yards and two touchdowns, his fifth and sixth scoring receptions in the last two games. Thompson went over the 1,000-yard mark on the season early in the third quarter, becoming just the sixth player in W&M history to record a 1,000-yard receiving season.

Just as impressive as Campbell's feats through air was the Tribe's ground attack, which racked up a season-high 280 rushing yards after averaging just 99.1 yards per game coming in. Senior tailback **Jon Smith** led the rushing attack with a season-high 113 yards on six carries and added a running score. Smith became the first Tribe player this season to surpass the century mark on the ground, and it was his fifth 100-yard rushing game of his career (5), moving him into a tie for eighth place on the W&M career list.

	1	2	3	4	Final
#16 William & Mary	7	17	14	3	41
Towson	3	0	0	13	16

### Scoring Summary

Qtr	Team	Score	Time
1st	W&M	Thompson 46 pass from Campbell (Kuehn kick)	13:07
	TU	FG Halbruner 33	7:38
2nd	W&M	Smith 1 run (Kuehn kick)	14:57
	W&M	Thompson 21 pass from Campbell (Kuehn kick)	7:32
	W&M	FG Kuehn 32	0:47
3rd	W&M	Brooks 8 run (Kuehn kick)	7:27
	W&M	Bratton 1 pass from Campbell (Kuehn kick)	1:41
4th	TU	Perry 49 pass from Goldbeck (Halbruner kick)	14:52
	W&M	FG Kuehn 43	10:46
	TU	Perry 26 pass from Goldbeck (Halbruner kick blocked)	9:23

	W&M	TU
First Downs	30	14
Rushes - Yards	47-280	28-77
Att-Cmp-Int	37-23-0	33-18-2
Pass Yards	305	234
Total Offense	585	311
Total Plays	84	61
Fumbles - Lost	1-1	1-0
3rd Down Conv.	11-18	2-14
Penalties - Yards	5-40	2-30
Sacks by - Yards	2-16	1-3
Time of Possession	35:59	24:01

### Rushing

W&M: Brooks 18-93 (TD), Smith 16-113 (TD), Viola 7-53, Campbell 3-19, Otey 2-6.  
TU: Brunetti 12-49, Corle 6-1, Goldbeck 4--5, Miles 3-11, Marcus 2-11, Brown 1-10.

### Passing

W&M: Campbell 29-20-0 268 (3 TD), Potts 8-3-0 37.  
TU: Goldbeck 33-18-2 234 (2 TD).

### Receiving

W&M: Thompson 7-122 (2 TD), Nicholas 4-42, Smith 3-19, Bratton 2-30 (TD), Davis 2-12, Pitts 1-29, Taylor 1-20, Holston 1-13, Brooks 1-10, Parrot 1-8.  
TU: Marcus 6-70, Brown 4-58, Corle 3-13, Perry 2-75 (2 TD), Arnold 2-10, Brown 1-8.

### Defense

W&M: Miller 10 (2 PBU), Wheeler 9 (TFL, PBU), Nickell 7 (PBU, Blkd PAT), Ndubueze 7 (INT), Shaw 7 (INT), Wright 5 (2.0 TFL), Kelly 4 (1.0 sack), Page 1 (1.0 sack, FF).  
Attendance: 3,280

## #13 W&M 37, #19 VU 29

**WILLIAMSBURG, VA (11/6/04)** - Senior tailback Jon Smith scored on runs of 1, 1 and 17 yards and All-American candidate threw for 232 yards and a touchdown, while also rushing for 60 yards and another score to lead the 13th-ranked Tribe past 19th-ranked Villanova, 37-29, at Zable Stadium.

The victory gave head coach Jimmy Laycock his 13th career season with seven or more victories, and it the College's third win over a ranked opponent this season.

After trailing 21-14 at the break, Campbell connected with redshirt freshman WR Joe Nicholas on a six-yard scoring strike to cap the Tribe's opening drive of the second half, and after the teams exchanged punts, W&M took its first lead of the game when the Wildcats' center sent a snap over the punter's head and out of the end zone.

Smith scored his second touchdown early in the fourth to push the lead to 30-21, and found the end zone for third time with 2:57 remaining, after senior Wade Harrell's 19-yard interception return. Smith scored three rushing TDs for the third time in his career with the last coming against VMI in 2002.

Campbell completed 22 of 34 passes for 232 and threw his 39th career TD pass. He was equally effective on the ground, gaining a season-high 60 yards, including several key first-down runs in the fourth quarter.

Junior all-conference candidate Adam O'Connor recorded three sacks in the game, just a half-sack away from a W&M single-game record. For his efforts, O'Connor was named the A10 Defensive Player of the Week.

	1	2	3	4	Final
#19 Villanova	7	14	0	8	29
#13 William & Mary	7	7	9	14	37

### Scoring Summary

Qtr	Team	Score	Time
1st	VU	Gibson 95 kick return (James kick)	14:46
	W&M	Smith 1 run (Kuehn kick)	10:25
2nd	VU	Dieser 7 pass from Burroughs (James kick)	12:38
	W&M	Campbell 1 run (Kuehn kick)	8:13
	VU	DiGiacomo 17 pass from Burroughs (James kick)	3:38
3rd	W&M	Nicholas 6 pass from Campbell (Kuehn kick)	9:02
	W&M	Team safety	3:26
4th	W&M	Smith 1 run (Kuehn kick)	14:16
	W&M	Smith 17 run (Kuehn kick)	2:57
	VU	DiGiacomo 2 pass from Burroughs (Dieser pass from Burroughs)	0:32

	W&M	VU
First Downs	25	21
Rushes - Yards	45-167	29-107
Att-Cmp-Int	34-22-0	39-25-1
Pass Yards	232	270
Total Offense	399	377
Total Plays	79	68
Fumbles - Lost	0-0	1-0
3rd Down Conv.	10-17	4-12
Penalties - Yards	1-10	4-24
Sacks by - Yards	4-23	0-0
Time of Possession	34:09	25:51

### Rushing

W&M: Smith 17-76 (3 TD), Brooks 16-22, Campbell 10-61 (TD), Thompson 1-11.  
VU: Butler 11-48, Burroughs 10-25, DiGiacomo 3-27, Gibson 3-7, Outlaw 1-20.

### Passing

W&M: Campbell 34-22-0 232 (TD).  
VU: Burroughs 39-25-1 270 (3 TD).

### Receiving

W&M: Pitts 6-64, Nicholas 5-54 (TD), Brooks 4-31, Thompson 3-47, Smith 2-7, Taylor 1-16, Bratton 1-13.  
VU: DiGiacomo 6-44 (2 TD), Outlaw 5-70, Dieser 4-44 (TD), Wright 2-51, Waltman 2-33, Polite 2-12, Sherry 2-11.

### Defense

W&M: Ndubueze 8 (7 solo), Miller 6 (PBU), O'Connor 5 (3 sacks), Nickell 5, Shaw 5, McCarthy 2 (sack), Harrell INT.  
Attendance: 6,755



# 2004 WILLIAM AND MARY GAME-BY-GAME RESULTS

## #10 W&M 27, #4 JMU 24

**HARRISONBURG, VA (11/13/04)** - Junior all-conference kicker **Greg Kuehn** nailed a 46-yard field goal as time expired to lead 10th-ranked William and Mary to a thrilling 27-24 victory over fourth-ranked James Madison in front of 13,904 fans at Bridgeforth Stadium.

The College gained possession at its 28-yard line with 38 seconds remaining, after JMU tied the game at 24-24 with 45 seconds left. With three timeouts in hand, senior All-American and Payton Award candidate, quarterback **Lang Campbell** calmly led the Tribe on a five play, 43-yard drive to set up Kuehn's game-winning kick that gave the Tribe its first win in Harrisonburg since 1998 and its second victory over a top-10 team on the road this season.

The kick was Kuehn's second game-winning score of the season, as he also drilled a 28-yard field goal in overtime to beat 16th-ranked Northeastern, 38-35, on Oct. 2.

Campbell was brilliant all day, as he methodically picked apart the Dukes' vaunted defense for 323 yards and two touchdowns on 26 of 33 passing. It was Campbell's fifth 300-yard passing game of the season, as he moved over the 5,000-yard barrier for his career (5,302), becoming just the sixth quarterback in W&M history to accomplish the feat.

Junior **Chris Ndubueze** led the Tribe with 12 total tackles and forced a critical JMU fumble late in the game, which was recovered by classmate **Stephen Cason**, who had 10 total stops in the game. All-conference candidate, junior **Adam O'Connor** registered nine total tackles, including a team-high 1.5 for loss.

	1	2	3	4	Final
#10 William & Mary	0	3	7	17	27
#4 James Madison	3	7	0	14	24

### Scoring Summary

Qtr	Team	Score	Time
1st	JMU	FG Rabil 28	2:49
2nd	W&M	FG Kuehn 28	13:18
	JMU	Boxley 17 pass from Rascati (Rabil kick)	3:19
3rd	W&M	Otey 1 pass from Campbell (Kuehn kick)	6:14
4th	JMU	Hines 4 run (Rabil kick)	10:16
	W&M	Pitts 5 pass from Campbell (Kuehn kick)	8:17
	W&M	Smith 3 run (Kuehn kick)	5:40
	JMU	Boxley 27 pass from Rascati (Rabil kick)	0:45
	W&M	FG Kuehn 46	0:00

	W&M	JMU
First Downs	19	27
Rushes - Yards	22-55	56-272
Att-Cmp-Int	33-26-0	27-15-0
Pass Yards	323	153
Total Offense	378	425
Total Plays	55	83
Fumbles - Lost	0-0	2-1
3rd Down Conv.	6-11	12-20
Penalties - Yards	6-60	7-65
Sacks by - Yards	0-0	1-5
Time of Possession	25:09	34:51

### Rushing

W&M: Smith 9-17 (TD), Brooks 8-23, Campbell 4-12, Nicholas 1-3.

JMU: Hines 36-198 (TD), Rascati 13-48, Bolton 4-15, Fenner 3-11.

### Passing

W&M: Campbell 33-26-0 323 (2 TD).

JMU: Rascati 27-15-0 153 (2 TD).

### Receiving

W&M: Nicholas 7-77, Pitts 4-61 (TD), Brooks 4-36, Thompson 3-59, Smith 3-30, Bratton 2-45, Parrot 2-14, Otey 1-1 (TD).

JMU: Tolley 5-67, Boxley 3-48 (2 TD), Iorio 1-11, Ridley 1-9, Bolton 1-6, Bransford 1-5, Hines 1-4, Baker 1-3, Fenner 1-0.

### Defense

W&M: Ndubueze 12 (7 solo), Miller 11, Cason 10 (FR), Nickell 10 (TFL), O'Connor 9 (1.5 TFL), Riley 6, Kelly 4 (.5 TFL).

Attendance: 13,904

## #6 W&M 38, UR 14

**WILLIAMSBURG, VA (11/20/04)** - All-American and Payton Award candidate, senior quarterback **Lang Campbell** threw for a school-record 174 yards and three touchdowns in the third quarter, as sixth-ranked William and Mary defeated archrival Richmond, 38-14, in the 114th meeting between the schools.

With the victory, the Tribe earned a share of the Atlantic 10 Conference Championship and secured the league's automatic bid to the NCAA I-AA Playoffs.

The Tribe reeled off 24 straight points in the third period to turn a 14-point halftime lead into a 38-0 advantage heading into the final quarter.

Campbell completed 21 of 28 passes for 291 yards and four touchdowns, which matched his career-high set earlier this season at Delaware. His three third-quarter TD passes matched a W&M single-quarter record, also set at Delaware this season.

Junior tight end **Adam Bratton** caught two of Campbell's scoring passes in the third, and redshirt freshman **Joe Nicholas** pulled in his third touchdown reception of the season in the frame.

Junior defensive end **Jonas Watson** led an inspired defensive effort for the Tribe, sacking UR quarterback Stacy Tutt twice. W&M recorded five sacks in the game and limited the Spiders to 150 yards through the air.

With 291 passing yards, Campbell established a W&M 11-game, regular season record with 3,037 passing yards, while also setting an 11-game, regular season record for total offense (3,238).

	1	2	3	4	Final
Richmond	0	0	0	14	14
#6 William and Mary	7	7	24	0	38

### Scoring Summary

Qtr	Team	Score	Time
1st	W&M	Thompson 25 pass from Campbell (Kuehn kick)	7:07
2nd	W&M	Smith 2 run (Kuehn kick)	13:24
3rd	W&M	Bratton 17 pass from Campbell (Kuehn kick)	13:21
	W&M	Nicholas 5 pass from Campbell (Kuehn kick)	10:12
	W&M	Bratton 4 pass from Campbell (Kuehn kick)	3:55
	W&M	FG Kuehn 44	0:18
4th	UR	Freeman 16 run (Ball kick)	5:37
	UR	Little 7 pass from Richardson (Ball kick)	0:05

	W&M	UR
First Downs	19	16
Rushes - Yards	34-182	42-155
Att-Cmp-Int	30-21-0	20-12-1
Pass Yards	291	150
Total Offense	473	305
Total Plays	64	62
Fumbles - Lost	3-1	0-0
3rd Down Conv.	5-12	4-14
Penalties - Yards	2-15	4-34
Sacks by - Yards	5-37	2-9
Time of Possession	28:54	31:06

### Rushing

W&M: Smith 12-88 (TD), Brooks 12-58, Viola 5-23, Davis 1-10, Campbell 4-4.

UR: Freeman 22-126 (TD), Hightower 3-17, Tutt 16-9.

### Passing

W&M: Campbell 28-21-0 291 (4 TD), Potts 1-0-0, Brooks 1-0-0.

UR: Tutt 15-8-1 122, Richardson 5-4-0 28 (TD).

### Receiving


W&M: Nicholas 6-91 (TD), Pitts 4-93, Thompson 4-74 (TD), Bratton 3-24 (2 TD), Smith 2-6, Brooks 2-3.

UR: Wilson 4-67, Hightower 2-14, Freeman 2-4, Lehatto 1-32, Schools 1-16, Neuman 1-10, Little 1-7 (TD).

### Defense

W&M: Nickell 7 (1.5 TFL), Wheeler 6 (sack), Ndubueze 6, Watson 5 (2.5 TFL, 2 sacks), Shaw 4 (INT, sack), O'Connor 3 (1.5 TFL, sack).

Attendance: 8,325



*The Tribe kept the I-64 Trophy in Williamsburg for another year with Saturday's 38-14 victory over Richmond. It was the 19th career victory over archrival Richmond for head coach Jimmie Laycock.*



# QUARTERBACK CLUB PLAYERS OF THE WEEK

For the Week of: Nov. 20, Richmond

## OFFENSE

### CODY MORRIS, SO. OL



Morris earned his second offensive player of the week award this season, as the offensive line paved the way for 473 yards of total offense, including 182 on the ground.

#### Previous Winners:

North Carolina - Sept. 4  
Lang Campbell, Sr., Quarterback  
23-41-0, 322 yds, 2 TD; 6 att., 35 yds, 2 TD

New Hampshire - Sept. 18  
Cody Morris, So., Lineman

VMI - Sept. 25  
Jon Smith, Sr., Tailback  
15 carries, 52 yards, 2 TD

Northeastern - Oct. 2  
Lang Campbell, Sr., QB  
22-36, career-high 378 yards, TD; 2 rush TDs

Liberty - Oct. 9  
Dominique Thompson, Sr., WR  
10 catches, career-high 221 yards

Rhode Island - Oct. 16  
Matt Trinkle, So., TE  
7 catches, career-high 51 yards, 2 TDs

Delaware - Oct. 23  
Dominique Thompson, Sr. WR  
6 catches, school-record 244 yards, 4 TDs


Towson - Oct. 30  
Patrick Mulloy, Jr., C  
Led o-line that produced 585 yards total offense

Villanova - Nov. 6  
Lang Campbell, Sr., QB  
22-34, 232 yards, TD; 10 att., 60 yards, TD

James Madison - Nov. 13  
Lang Campbell, Sr., QB  
26-33, 326 yards, 2 TD

## DEFENSE

### JONAS WATSON, JR., DE



Watson recorded two sacks against the Spiders and had a team-high 2.5 tackles for loss. He was in on five total stops.

#### Previous Winners:

North Carolina - Sept. 4  
James Milller, Jr., FS  
15 TT, 8 UT, FR, BrUP

New Hampshire - Sept. 18  
Chris Ndubueze, Jr., LB  
16 total tackles, 10 solo

VMI - Sept. 25  
Ryan Nickell, So., LB  
2 total tackles, 2 INT

Northeastern - Oct. 2  
Adam O'Connor, Jr., DE  
8 total tackles, 1.0 sack

Liberty - Oct. 9  
Stephen Cason, Jr., CB  
8 total tackles, 2.5 TFL, 1.5 sacks, 3 PBU

Rhode Island - Oct. 16  
Thad Wheeler, Jr., LB  
Career-high 16 total tackles, 2.0 TFL

Delaware - Oct. 23  
Chris Ndubueze, Jr. LB  
11 total tackles, 9 solo, 2 PBU

Towson - Oct. 30  
Josh Wright, So., DE  
5 total tackles, 3 solo, 2 TFLs

Villanova - Nov. 6  
Adam O'Connor, Jr., DE  
3.0 sacks, 5 solo tackles

James Madison - Nov. 13  
James Miller, Jr., FS  
11 total tackles

## SPECIAL TEAMS

### MIKE MESI, SR., P



Mesi punted four times for 168 yards, averaging 42.0 yards per punt, including a long of 48 yards. Three of his four kicks were downed inside the Spiders' 20-yard line.

#### Previous Winners:

North Carolina - Sept. 4  
Josh Lusitg, Sr. WR/KR  
6 ret., 135 yds, 22.5 avg; 6 rec., 112 yds, TD

New Hampshire - Sept. 18  
Greg Kuehn, Jr., PK  
27, 35, and 21-yard FGs in 9-7 win

VMI - Sept. 25  
Mike Mesi, Sr., P  
6 punts, 264 yards, 44.0 avg., 64 long

Northeastern - Oct. 2  
Greg Kuehn, Jr., PK  
3-4 FG (30, 28, 28) including GW in OT

Liberty - Oct. 9  
Tony Viola, RF, RB  
3 total tackles, 2 solo, on kick coverage

Rhode Island - Oct. 16  
Greg Kuehn, Jr., PK  
1-1 FG (28), 4-4 PAT, 4 touchbacks

Delaware - Oct. 23  
Dominique Thompson, Sr., WR  
3 KO returns for 52 yards, 1.0 tackle

Towson - Oct. 30  
Alan Wheeling, Jr., DB  
3 total tackles on kick coverage

Villanova - Nov. 6  
Mike Mesi, Sr., P  
Avg. 43.0 yards on four punts, three downed inside the 20

James Madison - Nov. 13  
Greg Kuehn, Jr., PK  
GW 46-yard FG as time expired; 2-3 FGA