



**NCAA I-AA PLAYOFFS - QUARTERFINALS**

SATURDAY, DECEMBER 4 - 12:00 P.M. - CARY FIELD AT ZABLE STADIUM  
 #6 WILLIAM & MARY (10-2, 7-1 A10) #10 DELAWARE (9-3, 7-1 A10)

**TRIBE vs. BLUE HENS**

Date	Opponent	Score/Time
Sept. 4	at North Carolina	L, 38-49
Sept. 18	*at #10 New Hampshire	W, 9-7
Sept. 25	VMI	W, 42-6
Oct. 2	*#16 NORTHEASTERN	W, 38-35 (OT)
Oct. 9	at Liberty	W, 37-17
Oct. 16	*RHODE ISLAND	W, 31-24
Oct. 23	*at #3 Delaware	L, 28-31
Oct. 30	*at Towson	W, 41-16
Nov. 6	*#19 VILLANOVA	W, 37-29
Nov. 13	*at #4 James Madison	W, 27-24
Nov. 20	*RICHMOND	W, 38-14
Nov. 27	^#11 HAMPTON	W, 42-35
<b>Dec. 4</b>	<b>^#10 DELAWARE</b>	<b>12 pm</b>

\*A10 conference game  
 ^NCAA I-AA Playoffs

Date	Opponent	Score/Time
Sept. 2	New Hampshire	L, 21-24
Sept. 11	*Towson	W, 21-17
Sept. 18	West Chester	W, 24-6
Sept. 25	*at Massachusetts	W, 21-7
Oct. 2	*Maine	W, 43-38
Oct. 16	*at Hofstra	W, 20-19
Oct. 23	*William & Mary	W, 31-28
Oct. 30	at Navy	L, 20-34
Nov. 6	*at James Madison	L, 13-20
Nov. 13	*at Richmond	W, 23-14
Nov. 20	*Villanova	W, 41-35
Nov. 27	^Lafayette	W, 28-14
<b>Dec. 4</b>	<b>^at William and Mary</b>	<b>12 pm</b>

\*A10 conference game  
 ^NCAA I-AA Playoffs



**Quick Slant**

Delaware is the only I-AA team to beat W&M in its last 16 games, winning 31-28 on Oct. 23. The Tribe hasn't lost to the same team twice in one season since 1919.



**HEAD COACHES**

Jimmye Laycock (W&M, 1970)	K.C. Keeler (Delaware, 1981)
W&M Record 169-112-2 (25th year)	UD Record 30-10 (Third year)
Career Record 169-112-2 (25th year)	Career Record 118-31-1 (12th year)
vs. UD 10-14	vs. W&M 2-1

**GAME DAY INFORMATION**

**#6 WILLIAM & MARY (10-2, 7-1 A10) vs. #10 DELAWARE (9-3, 7-1 A10)**  
**Kickoff** - 12 p.m., Saturday, December 4, 2004  
**Site** - Cary Field at Zable Stadium (cap. 12,259, natural grass)  
**TV** - ESPN Gameplan (Check local listings)  
**Radio** - The Tribe Football Radio Network will broadcast today's game across the Commonwealth of Virginia. The veteran broadcast duo of Jay Colley (play-by-play) and Bob Sheeran (color) will call the action. For a complete listing of the Tribe Football Radio Network, see page 9.  
**All-Time Series** - Delaware leads 17-11.  
**Last Meeting** - The Blue Hens won, 31-28, on Oct. 23rd in Newark.

**MEDIA CONTACTS**

<b>W&amp;M SPORTS INFORMATION</b>	<b>UD SPORTS INFORMATION</b>
<b>SID</b> - Pete Clawson	<b>SID</b> - Scott Selheimer
<b>Phone</b> - (757) 221-3369	<b>Phone</b> - (302)-831-8715
<b>Email</b> - pmclaw@wm.edu	<b>Email</b> - selheime@udel.edu
<b>Fax</b> - (757) 221-3412	<b>Fax</b> - (302) 831-8653
<b>Web</b> - www.TribeAthletics.com	<b>Web</b> - www.udel.edu/sportsinfo

**FIRST AND 10**

The sixth-ranked Tribe hosts 10th-ranked Delaware in the Quarterfinals of the 2004 NCAA I-AA Football Championship Saturday at Zable Stadium. The Atlantic 10 Co-Champions met earlier this season in Newark, with the Blue Hens handing W&M its only conference loss of the season, a 31-28 setback. The College advanced to Saturday's contest by defeating MEAC Champion Hampton, 42-35, at Zable Stadium last weekend in the first round. It was W&M's first playoff win since 1996. Delaware dropped Patriot League Co-Champion Lafayette, 28-14, in Newark on Saturday to advance.

**TABLE OF CONTENTS**

Depth Chart, W&M Info..... 2  
 Lang Campbell..... 3,4  
 Coach Laycock..... 5  
 W&M Playoff Records ..... 6  
 W&M Playoff History ..... 7  
 The W&M-Delaware Series ..... 7-9  
 The Last Meeting ..... 8  
**Team Notes**..... 9  
 A10 Information..... 7-9  
**Offensive Team Notes** ..... 10  
**Defensive Team Notes** ..... 11  
**Individual Offensive Notes** ..... 12  
**Individual Defensive Notes**..... 16  
 The Tribe in 2004..... 18  
 Season and Career Charts ..... 18  
 Alphabetical Roster..... 19-20  
 Numerical Roster ..... 21  
 Game-by-Game Starters..... 21  
 Last time it Happened ..... 22  
 W&M Season Superlatives ..... 23  
 Game-by-Game Leaders ..... 23  
 Opponent Superlatives ..... 24  
 Season Long Plays ..... 24  
 W&M Single-Game Records..... 25  
 Top Offensive Performances..... 26  
 Season Drive Chart ..... 27  
 Tribe 2004 Honor Roll..... 28  
 W&M in the Red Zone ..... 28  
 Game-by-Game Summaries..... 29-32  
 Quarterback Club Awards ..... 33  
**NCAA I-AA Championship Bracket** ..... 34  
 Complete Season Statistics ..... 35





OFFENSE

Table listing offensive players for William & Mary, including WR 3 Dominique Thompson, LT 78 Matthew Witham, LG 63 Ryan Lumm, C 59 Patrick Mulloy, RG 68 Cody Morris, RT 75 Michael Grenz, TE 40 Adam Bratton, WR 27 Joe Nicholas, QB 12 Lang Campbell, TB 2 Jon Smith, FB 46 Matt Otey.

DEFENSE

Table listing defensive players for William & Mary, including DE 97 Adam O'Connor, DT 96 Justin Kelly, DT 99 Mike McCarthy, DE 94 Josh Wright, ILB 34 Thad Wheeler, OLB 54 Chris Ndubueze, OLB 55 Ryan Nickell, CB 22 Stephen Cason, SS 35 Jonathan Shaw, FS 21 James Miller, CB 24 Richard Riley.

SPECIAL TEAMS

Table listing special teams players for William & Mary, including PK 25 Greg Kuehn, HO 12 Lang Campbell, P 13 Mike Mesi, LS 51 Wade Harrell, SS 75 Michael Grenz, KR 3 Dominique Thompson, PR 35 Jonathan Shaw.

OFFENSE

Table listing offensive players for Delaware, including TE 87 Steve Selk, WR 6 David Boler, WR 18 Joe Bleymaier, WR 8 Justin Long, LT 72 Trip Delcampo, LG 68 Scott Conley, C 69 Chris Edwards, RG 74 Brian Sims, RT 78 Paul Thomson, QB 5 Sonny Riccio, RB 28 Omar Cuff.

DEFENSE

Table listing defensive players for Delaware, including DE 1 Dominic Santoli, DT 84 Brian Jennings, DT 51 Tom Parks, DE 92 Chris Mooney, OLB 44 John Mulhern, MLB 58 Mondoe Davis, OLB 53 Mark Moore, CB 4 Roger Brown, SS 32 Kyle Campbell, FS 2 Garron Bible, CB 47 Sidney Haugabrook.

SPECIAL TEAMS

Table listing special teams players for Delaware, including PK 21 Brad Shushman, HO 18 Joe Bleymaier, P 19 Mike Weber, LS 65 Brett Wharton, SS 68 Scott Conley, KR 47 Sidney Haugabrook, PR 47 Sidney Haugabrook.

HOW THEY LINE UP

Table comparing William & Mary (W&M) and Delaware (UD) statistics across categories like Games Played, Scoring Offense, Rushing Offense, Pass Att.-Cmp, Had Intercepted, Completion %, Passing Offense, Total Offense /game, Turnover Margin, 3rd Down Efficiency, Scoring Defense, Rushing Defense, Passing Defense, and Total Defense.

TEAM LEADERS

WILLIAM AND MARY

Rushing - Smith (166 att., 671 yds, 13 TD, 4.0 avg.)
Passing - Campbell (363-238-4, 3,331 yds, 24 TD)
Receiving - Thompson (62 rec., 1,304 yds, 12 TD)
Punt Ret. - Shaw (25 ret., 188 yds, 7.5 avg.)
Kick Ret. - Thompson (19 for 455 yds, 23.9 avg., TD)
Kicking - Kuehn (16-24 FG, long 46; 50-50 PAT)
Punting - Mesi (39.2 avg., 64 long, 12 inside 20)
Tackles - Ndubueze (100 total, 58 solo)
Sacks - O'Connor (8.0 for 45 yards)
TFL - O'Connor (13.5 for 55 yards)
INT - Miller (3 for 70 yards)
Pass Brks - Miller 9

DELAWARE

Rushing - Starks (107 att., 518 yds, 0 TD, 4.8 avg.)
Passing - Riccio (402-235-12, 2,436 yds, 13 TD)
Receiving - Long (61 rec., 731 yds, 5 TD, 12.0 avg.)
Punt Ret. - Haugabrook (25 for 299 yds, 2 TD, 12.0 avg.)
Kick Ret. - Haugabrook (22 for 616 yds, TD, 28.0 avg.)
Kicking - Shushman (14-21 FG, 48 long; 32-34 PAT)
Punting - Weber (36.9 avg., 60 long, 20 inside 20)
Tackles - Davis (112 total, 69 solo)
Sacks - Parks (10.0 for 56 yards)
TFL - Parks (15.0 for 65 yards)
INT - Five players with 2
Pass Brks - Haugabrook (5)

TALE OF THE TAPE

Table comparing William & Mary (W&M) and Delaware (UD) statistics for various positions: WR & TE, OF Backs, OL & TE, DL, LB, and DB.

W&M SPORTS INFORMATION

Phone: (757) 221-3344
Fax: (757) 221-3412
Web: www.TribeAthletics.com
Director: Pete Clawson
Email: pmclaw@wm.edu
Assist. Football Contact: Mark Hoskins
Email: mjhosk@wm.edu

College of William and Mary Team Information

QUICK FACTS

Captains: Lang Campbell, Wade Harrell
Offensive Formation: Pro-style
Defensive Formation: Multiple 4-3
Lettermen Ret./Lost: 34/8
Off. Starters Ret./Lost: 8/3
Def. Starters Ret./Lost: 8/3
Spec. Starters Ret./Lost: 2/0

FOOTBALL INFO

First Season: 1893
All-Time Record: 494-483-41
Stadium: Zable Stadium (12,259, natural grass)
All-Time Home Record: 184-101-6
Bowl/Playoff Appearances: 12 (7 in D I-AA) (inc. 2004)
Bowl/Playoff Record: 7-7 (2-6 in D I-AA)
Conference: Atlantic 10

Head Coach

Jimmye Laycock (W&M, 1970)
(See page 5)

ASSISTANT COACHES

Bob Solderitich, Zbig Kepa, Jim Pletcher, Matt McLeod, Steven Jerry, Matt McLeod, Trevor Andrews, Greg Shockley, Adam Braithwaite, Scott Boone

2003 IN REVIEW

Overall Record: 5-5
A-10 Record: 4-4 (6th)
Home: 2-2
Away: 3-3
Final Ranking: None

UNIVERSITY FACTS

Location: Williamsburg, Va.
Founded: 1693
Enrollment: 5,560
Nickname: Tribe
Colors: Green, Gold and Silver
President: Timothy J. Sullivan (W&M, 1966)
Athletics Director: Terry Driscoll (BC, 1969)

ALL-AMERICAN CANDIDATE, PAYTON AWARD FINALIST

# LANG CAMPBELL

## 2004 A10 OFFENSIVE PLAYER OF THE YEAR

**Payton Place:** One week removed from being selected as the Atlantic 10 Offensive Player of the Year, W&M quarterback Lang Campbell has been named one of three national finalists for the prestigious Payton Award, given annually to the top offensive player in I-AA football. Campbell is the first Tribe player to be voted into the final three of the award, which will be presented on Dec. 16 in Chattanooga, TN at the I-AA College Football Awards Ceremony held on the eve of the national championship game.

**Class of Conference:** As mentioned, Campbell was named the Atlantic 10 Football Conference's Offensive Player of the Year, which was the first step of what is shaping up to be a very busy postseason of accolades for the senior from Winchester, VA.

Campbell, who was also named to the league's first team all-conference squad, earned the A10's highest individual offensive honor as the key component in a Tribe attack that is averaging 424.2 yards and 34 points a contest. The history and economics major has helped power the squad to a share of the A10 Title and a school-record No. 3 seeding in the NCAA Championships field by leading the conference in seven different categories, including passing yards (3,331), passing efficiency (162.85) and total offense (3,603).

By ending the season leading the sixth-ranked Tribe to a 38-14 win over archrival Richmond with 291 yards and four touchdowns on 21 completions (in 28 attempts), Campbell earned his third A10 Offensive Player of the Week honor. His other certificates came after games on Sept. 5 (at North Carolina) and Nov. 13 (at James Madison).

Campbell headlines a list of nine Tribe

all-conference honorees and joins kicker Greg Kuehn, who was named as the league's Special Teams Player of the Year, as one of the two W&M players to be named to the first team.

With a quarterfinal contest against league-rival Delaware looming on the horizon, the following is a closer look at what Campbell has accomplished to this point in the season.

**QB Efficiency**

- Campbell ended the regular season as the conference's leader, and is currently fourth nationally in QB efficiency rating with a mark of 162.3. If he were to maintain, or improve, his rating over the remainder of the year, it would stand as the Tribe's best mark since Shawn Knight established the NCAA single-season record of 204.6 in 1993. It currently would rank as the fourth-best, single-season performance in A10 history (since the league began tracking the stat in 1988).

**Passing Yards**

- With 294 yards vs. Hampton, Campbell improved his season average to a school-record and conference-best 277.6 yds/game. Campbell became just the fourth Tribe QB to throw for 3,000 yards in a season (see complete listing on Page 18). By accomplishing this feat in the regular season, he joins former All-American signal-caller Mike Cook (1995-98) as the College's only QBs to accomplish the trick in just 11 games (Cook threw for 3,028 in 1998). Currently, Campbell is just slightly ahead of Cook's school's best single-season passing average of 275.3 yds/game, also set in 1998.

- Campbell's 3,331 passing yards are the second-best single-season total in school history. He moved past Mike Cook's second-place total

**What They're Saying About...  
Lang Campbell**

"He's the best quarterback we've played since I've been here. The only guy I can remember in the league that you stood on the sideline trying to stop was [Villanova's Brett] Gordon. And certainly, Gordon was not near the overall athlete that Campbell is ... He's the best QB in the state, at any level ... I don't think you can stop the guy."

--JMU's Mickey Matthews

"He's the best quarterback in Virginia, any classification."

--Mickey Matthews

"To throw as many passes as he has, and to only throw one interception, I just think he's the best player in the conference. He's a winner. He doesn't make mistakes. Sometimes you have those quarterbacks who don't make mistakes, but not only does he not make mistakes, he makes the plays to beat you... He can throw every ball and beat you athletically."

--UR's Dave Clawson

"The quarterback looked like Roger Staubach out there. We missed him a lot. The guy did a great job evading in the pocket. And what hurt us too were his runs or boot passes outside."

--UNC's John Bunting

"I know this: The William and Mary quarterback could play for most teams in this conference [ACC]."

--John Bunting

"Their offense with Lang Campbell gives them the opportunity to say 'No matter how many points you have, we can score more because we have him.' When you have a gun-slinger like that, anything can happen."


--Villanova's Andy Talley

"There's not a better quarterback in the country. He has my All-American vote."

--Delaware's K.C. Keeler

Campbell's 2004 Statistics												
	G/S	Att.	Cmp.	Pct.	Yards	AVG/G	TD	INT	Rushes	Yards	TD	AVG/G.
at North Carolina	Sept. 4	41	23	.561	322	322.0	2	0	6	35	2	35.0
at #10 New Hampshire	Sept. 18	23	11	.478	148	148.0	0	0	14	42	0	42.0
VMI	Sept. 25	15	11	.733	160	160.0	2	0	4	-5	0	-5.0
#16 NORTHEASTERN	Oct. 2	36	22	.611	378	378.0	1	1	8	9	2	9.0
at Liberty	Oct. 9	30	19	.633	368	368.0	0	0	8	32	1	32.0
RHODE ISLAND	Oct. 16	27	20	.741	192	192.0	2	0	6	10	1	10.0
at #3 Delaware	Oct. 23	30	20	.667	355	355.0	4	0	7	-14	0	-14.0
at Towson	Oct. 30	29	20	.690	268	268.0	3	0	3	19	0	19.0
#19 Villanova	Nov. 6	34	22	.647	232	232.0	1	0	10	60	1	61.0
#4 James Madison	Nov. 13	33	26	.788	323	323.0	2	0	4	12	0	12.0
Richmond	Nov. 20	28	21	.750	291	291.0	4	0	4	4	0	4.0
#11 Hampton	Nov. 27	37	23	.623	294	294.0	3	3	9	71	0	71.0
<b>2004 TOTALS</b>	<b>12/12</b>	<b>363</b>	<b>238</b>	<b>.656</b>	<b>3,331</b>	<b>277.6</b>	<b>24</b>	<b>4</b>	<b>83</b>	<b>272</b>	<b>7</b>	<b>22.7</b>
<b>OVERALL CAREER</b>												
2003	10/10	285	182	.639	2,296	229.6	22	7	77	300	0	30.0
2002	5/0	13	7	.538	69	13.8	1	0	5	23	1	4.6
2001	2/0	10	8	.800	141	70.5	1	0	2	6	1	3.0
<b>TOTALS</b>	<b>29/22</b>	<b>671</b>	<b>435</b>	<b>.648</b>	<b>5,837</b>	<b>201.3</b>	<b>48</b>	<b>11</b>	<b>167</b>	<b>604</b>	<b>9</b>	<b>20.8</b>

# MORE ON CAMPBELL



*Campbell is just 84 yards shy of establishing a W&M single-season record for passing yards (Chris Hakel, 3,414 - 1990).*

of 3,166 (set in 1996) with his standout afternoon vs. Hampton. He sits just 84 yards from Chris Hakel's season record of 3,414, set during a 13-game 1990 season (See complete listing on page 18).

- With 5,837 career passing yards, Campbell is just the sixth QB in school history to breach the 5,000-yard mark (please see complete chart on page 18). He has reached this lofty plateau in just 22 career starts (an average of 265.3 yds/start). He moved past Shawn Knight (1991-94) into fifth place on the all-time listing this past weekend and needs just 163 yards to reach the 6,000-yard plateau.

## Completion Percentage / Yards/Play

- From his first snaps as a starter last season, Campbell has displayed an uncanny decision-making prowess at the controls of the College's offense. This season is no different, as he is completing an eye-catching .656 of his attempts (238 of 363). In fact, by completing over 62% of his attempts vs. Hampton, Campbell has now hit on better than 50% of his attempts in all but one of his 22 career starts (vs. UNH, when he connected on 11 of his 23 attempts). For his career, Campbell has a completion percentage of .648, which ranks him second all-time at the College (trailing only Knight's career mark of .655).

- Since his sub-par performance in the miserable conditions at New Hampshire, Campbell has completed an impeccable .683 percent of his passes over the last 10 games (204 completions in 299 attempts). His current completion percentage of .656 is the third-best single-season mark in school history.

- Don't mistake Campbell's high comple-

tion percentage for the fact that he is making a living by throwing five and six-yard passes, as he is averaging an impressive 9.18 yards/attempt, a figure which ranks third nationally (among QBs with more than 220 attempts). Perhaps what is even more impressive is Campbell's average of 14.0 yds/completion, a figure that leads the league.

## Interceptions – Regular Season

- With just one INT in 326 attempts during the regular season, Campbell's minuscule interception % of .31 was the best 11-game average in the nation, amongst all levels (the next closest total was Georgetown's Andrew Crawford, who sported a .64 average, with just one INT in 156 attempts).
- Campbell ended the year by throwing 235 consecutive passes without an interception. His only pick came in the second quarter of the season's fourth game (vs. Northeastern). Campbell threw 17 TD passes since last being intercepted.

- Campbell's regular season TD to INT ratio of 21:1 was far and away the nation's best total amongst all QBs (the next best ratio belongs to Bowling Green's Omar Jacobs who sports a 10:1 TD:INT ratio; 32 TDs:3 Ints).

- Despite his uncharacteristic three INT game vs. Hampton in the first round of the NCAA Playoffs, Campbell still carries an impressive interception to TD ratio of better than four to one (48 TDs/11 INT) in his career. In 16 career conference starts, Campbell threw just three interceptions, as compared to 33 touchdowns.

- In 671 career attempts, Campbell has thrown just 11 interceptions.

**Against the Best:** The quarterfinal match up with 10th-ranked Delaware will be the Tribe's seventh game against a ranked opponent in 12 games this season and will provide no bigger opportunity for Campbell to once again showcase his talents. By running up 365 yards of total offense in the team's first round win against Hampton, Campbell provided just one more example of his ability to excel when the spotlight is shining brightest. In the six previous games against ranked opponents this season, he averaged 288.3 passing yards/game (1,730), completed 63.9% of his attempts (124 of 194) and accounted for 14 TDs.

In his lone outing vs. I-A competition, at the University of North Carolina, Campbell accounted for four touchdowns and 357 total yards in the team's hard-fought 49-38 loss in Chapel Hill.

For More Notes on Campbell see page 11.

## THE CAMPBELL FILE

**Senior, QB, 6-3, 205**

**Hometown:** Winchester, Va.

**High School:** Handley

**Major:** History and Economics

**Honors/Awards:** 2004 A10 Offensive Player of the Year, Payton Award Finalist, First Team All A10, third team all-conference in 2003, two-time academic all-conference selection (2002, 2003). A-10 Offensive Player of the Week Sept. 4, Nov. 14 and Nov. 20. I-AA.org Weekly All-Star, Sept. 5

**Personal:** Son of Shep and Nancy Campbell... Brings a cumulative GPA of better than 3.3 into senior campaign... Enjoys playing sports, listening to music and reading in his free time... Born September 25, 1981.

**Note of the Week:** Campbell broke the single-season record for total offense on Saturday with 365 total yards against the Pirates.

## CAMPBELL'S 2004 CLIPS

- Named A10 Offensive Player of the Year.
- Payton Award Finalist
- Has accounted for at least one TD in 21 of 22 career starts.
- Leads the A10 in pass efficiency (162.3).
- Leads the A10 in passing yards/game (277.6).
- Leads the A10 in total offense (300.2).
- Thrown for 200 or more yards in 16 of his 22 career starts.
- Surpassed 3,000 career passing yards with 160 vs. VMI on Sept. 25.
- Surpassed 4,000 career passing yards with 192 vs. Rhode Island on Oct. 16.
- Surpassed 5,000 career passing yards with 323 vs. James Madison on Nov. 13.
- Surpassed 5,000 career total offensive yards with 287 total yards at Towson on Oct. 30.
- Surpassed 6,000 career total offensive yards with 295 against Richmond on Nov. 20.
- Threw for a career-best 378 yards in a 38-35 overtime win over #16 Northeastern. Also ran for two scores in the game.
- Threw a career-high four TD passes at Delaware on Oct. 23, then matched it with four against Richmond on Nov. 20
- Ranks 5th on the W&M career passing yards list with 5,837.
- Ranks 5th on the W&M career total offensive yards lists with 6,447.
- Ranks 4th on W&M career TD passes list with 48.

## CAMPBELL'S 2003 CLIPS

- Led the A-10 in passing yards per game (229.6) and pass efficiency (152.1).
- Threw for over 200 yards in each of the Tribe's final seven games.
- Finished '03 as the Tribe's second-leading rusher with 300 yards.
- Twenty-two TD passes in '03 matched fifth-best single-season total in W&M history.
- Threw at least one TD pass in all 10 games.

TRIBE HEAD COACH

# JIMMYE LAYCOCK



**THE JIMMYE LAYCOCK ERA  
(1980-present)  
169-112-2 (Career Record)**

Year	Record	Postseason
1980	2-9	
1981	5-6	
1982	3-8	
<b>1983</b>	<b>6-5</b>	
<b>1984</b>	<b>6-5</b>	
<b>1985</b>	<b>7-4</b>	
<b>1986</b>	<b>9-3</b>	NCAA Playoffs
1987	5-6	
<b>1988</b>	<b>6-4-1</b>	Epson Ivy Bowl
<b>1989</b>	<b>8-3-1</b>	NCAA Playoffs
<b>1990</b>	<b>10-3</b>	NCAA Playoffs
1991	5-6	
<b>1992</b>	<b>9-2</b>	Epson Ivy Bowl
<b>1993</b>	<b>9-3</b>	NCAA Playoffs
<b>1994</b>	<b>8-3</b>	
<b>1995</b>	<b>7-4</b>	
<b>1996</b>	<b>10-3</b>	NCAA Playoffs
<b>1997</b>	<b>7-4</b>	
<b>1998</b>	<b>7-4</b>	
<b>1999</b>	<b>6-5</b>	
2000	5-6	
<b>2001</b>	<b>8-4</b>	NCAA Playoffs
<b>2002</b>	<b>6-5</b>	
2003	5-5	
<b>2004</b>	<b>10-2</b>	NCAA Playoffs

**Winning Seasons in Bold**

**Laycock in I-AA Playoffs**

1986	Delaware, 17-51 (L)
1989	Furman, 10-24 (L)
1990	Massachusetts, 38-0 (W) Central Florida, 38-52 (L)
1993	McNeese State, 28-34 (L)
1996	Jackson State, 45-6 (W) Northern Iowa, 35-38 (L)
2001	Appalachian State, 27-40 (L)
2004	Hampton, 42-35 (W) Delaware, Dec. 4, TBA

**Laycock vs. The Atlantic 10**

Team	W	L	T
Delaware	10	14	0
Hofstra	2	1	0
James Madison	12	12	0
Maine	5	1	0
Massachusetts	4	5	0
New Hampshire	8	2	0
Northeastern	9	2	0
Rhode Island	9	1	0
Richmond	19	6	0
Towson	2	0	0
Villanova	9	5	1

**Silver Linings:** Jimmye Laycock is in his 25th season as the Tribe's head coach. The school's all-time winningest coach, Laycock has compiled a 169-112-2 career record at W&M. He ranks fourth on the A-10 career victories lists (65). W&M is making its ninth postseason appearance under Laycock, and the Tribe has now posted winning ledgers in 18 of the past 22 seasons.

**Good Company:** Tribe head coach Jimmye Laycock, in his 25th season on the W&M sidelines, ranks third among all current Division I-A and Division I-AA head coaches in terms of most years at their current school. The two coaches ahead of Laycock are Penn State's Joe Paterno (37 years) and Florida State's Bobby Bowden (26 years).

**Quotes from the Monday, Nov. 29 , A-10 Coaches Conference Call...**

**What are your thoughts on the Hampton game?**

We knew going into the game they run a very good program. Coach (Joe) Taylor does a great job, and of course we're close enough that we hear about them. I thought it was an exciting game to watch. It was a game of big plays and a lot of things happened back and forth. Maybe we were a little sluggish in the beginning, but I thought in the second half we really turned it up a notch and played well. Overall, we were very pleased to come out with a win. It wasn't the normal way we win games, but we had a lot of guys step up and make plays.

**How did you win the game if it wasn't the 'normal way'?**

We won it with defense, stopping the run, and we won it on offense running the football. Those were the two factors that jumped out a lot more than in other games. [Payton Award Finalist] Quarterback Lang Campbell played well, but he got picked off three times. Then [Atlantic 10 Special Teams Player of the Year] place kicker Greg Kuehn misses three field goals. I think it would have been very easy for our players to say 'this might not be our day,' but they kept playing hard. I thought our running backs, [senior all-conference performer] Jon Smith and [sophomore] Elijah Brooks ran as hard together as any time this year. I thought our defense was excellent. We gave up some big plays. They had a great receiver and kickoff returner in Jerome Mathis, and we had a hard time with him. But, I thought [senior all-conference wide receiver] Dominique Thompson turned it up a notch too, and his 92-yard kickoff return for a touchdown was a very big play for us. It was a different type of game, but we found a way to win.

**Does that diversity help you against a team like Delaware that knows W&M so well?**

Well, anything that's good can hopefully help us. I hope we can keep going with some things and correct some others, but again Delaware is obviously very, very good. At this stage in the season, they know us and we know them, and it is just a matter of going out and playing.

**How has the Tribe grown or improved since playing Delaware in Newark?**

I think we've continued to get better in areas on defense. I think we've grown up even more so since that

Delaware game by winning some close games. The JMU game was very tough, and then Saturday's game was difficult in that we had to find ways to win.

**Does playing against speed like Hampton's help you at all?**

I'm hoping we can get something out of the game, because they had some speed. I think it pointed out some things about the importance of taking proper angles and using proper technique, and I hope we learned some things from that.

**What are your recollections from the game at Delaware and what was the difference in the game?**

It was a game of big plays, of course, with Dominique having an unbelievable game [School-record 244 receiving yards, and school-record tying four TD receptions]. I thought they really did a nice job mixing their run and pass. They had an extremely good day throwing and catching the football. Some throws that they made were right on the money, and they made some great catches.

**Do you prepare differently because you have already played each other this year?**

I don't know if it's different, but you have more film on them. I don't think you change much though. I think you prepare for this team, this week, and we take the same approach as we do any week. It happens to be a team we have played before, but I don't think we change anything as far as our preparation.

**Can you speak to all four of the Atlantic 10 teams advancing in the playoffs?**

It's what we have been saying since day one. From top to bottom, this is the toughest league in I-AA football, and I send out my congratulations to all the other guys in the league. It's a tremendous accomplishment. Again, when you get into the playoffs, you're playing all good teams and for all of the teams in our league to advance, it says a lot about the strength of the league.

**Can you comment on Lang Campbell's three interceptions on Saturday?**

I think it was a lot of things. Lang would be the first to say he wasn't as sharp as he has been, and I think Hampton probably had something to do with it. I think our receivers also may not have helped him out as much as they could have, so I think it was a lot of factors. Still, when you go back and look at some of the plays he made, they were outstanding. Even though he may have thrown some picks, we could not have won the ball game without his play.

**How has [Junior center] Patrick Mulloy helped solidify your offensive line?**

He is our starting center, and he has been the model of consistency. He has played well every week. We thought he had an excellent game Saturday, and he really has become a fine, steady and solid football player at center. We certainly wouldn't be where we are without his play.

**Can you point out specifically who played well on defensive in stopping the run?**

Defensive tackle Justin Kelly had a good game, and linebackers Chris Ndubueze and Thad Wheeler really stepped up for us. I think really as a unit it was big that our defensive line was able to come off blocks. We were able to come off blocks and close down lanes, which changed their running game.

# WILLIAM AND MARY PLAYOFF RECORDS

## INDIVIDUAL RECORDS

### SCORING

#### Most Points

24, Alan Williams vs. UMass, 1990

#### Most Touchdowns

4, Alan Williams vs. UMass, 1990

#### Most PATs

6, Brian Shallcross vs. Jackson St., 1996

#### Most Field Goals

3, Steve Christie vs. Delaware, 1986

### TOTAL OFFENSE

#### Most Yards

371, Lang Campbell vs. Hampton, 2004

343, Mike Cook vs. Northern Iowa, 1996

### RUSHING

#### Rush Attempts

20, Robert Green vs. Central Florida, 1990

#### Rushing Yards

124, Robert Green vs. Central Florida, 1990

120, Elijah Brooks vs. Hampton, 2004

103, Tony Harris vs. Jackson State, 1996

### PASSING

#### Pass Attempts

44, Mike Cook vs. Northern Iowa, 1996

#### Completions

30, Mike Cook vs. Northern Iowa, 1996

#### Passing Yards

381, Mike Cook vs. Northern Iowa, 1996

311, Chris Hakel vs. UMass, 1990

294, Lang Campbell vs. Hampton, 2004

273, Chris Hakel vs. Central Florida, 1990

270, Mike Cook vs. Jackson State, 1996

224, Dave Corley vs. Appalachian St., 2001

#### Touchdown Passes

5, Mike Cook vs. Northern Iowa, 1996

### RECEIVING

#### Receptions

9, Dave Conklin vs. Northern Iowa, 1996

9, Josh Whipple vs. Northern Iowa, 1996

#### Receiving Yards

152, Dave Conklin vs. Northern Iowa, 1996

151, Rich Musinski vs. Appalachian St., 2001

131, Josh Whipple vs. UMass, 1990

118, Mark Compher vs. UMass, 1990

109, Josh Whipple vs. Jackson State, 1996

105, Ray Kingsfield vs. Central Florida, 1990

#### TD Receptions

3, Josh Whipple vs. Northern Iowa, 1996

### DEFENSE

#### Sacks

1, held by 14 different players. Most Recent

- Richard Riley, Stephen Cason, Chris

Ndubueze vs. Hampton, 2004

#### Interceptions

1, held by eight different players. Most Recent

- Billy Parker, Marques Bobo and Ronnie

Thomas vs. Appalachian State, 2001

## INDIVIDUAL LONG PLAYS

#### Rush from Scrimmage

50 yds, Robert Green vs. UMass, 1990

#### Pass Completion

75 yds, Dave Corley to Rich Musinski vs. Appalachian State, 2001

73 yds, Chris Hakel to Alan Williams vs. UMass, 1990

#### Touchdown Reception

75 yds, Musinski from Corley vs. Appalachian State, 2001

#### Punt Return

80 yds, Darren Sharper vs. Jackson State, 1996 (for TD)

#### Punt

61, Mike Nagelin vs. Appalachian State, 2001

61, Steve Christie vs. Furman, 1989

#### Kickoff Return

92 yds, D. Thompson vs. Hampton, 2004

36 yds, G. Davis vs. Central Florida, 1990

36 yds, C. Gessner vs. Delaware, 1986

#### Interception Return

31 yds, Jeff Nielsen vs. UMass, 1990

#### Interception Return for TD

24 yds, Billy Parker vs. Appalachian St., 2001

#### Field Goal

51 yds, Steve Christie vs. Delaware, 1986

## TEAM RECORDS

#### Most Points

45, vs. Jackson State, 1996

#### Most Points Allowed

52, by Central Florida, 1990

#### Most Yards Gained

592, vs. Hampton, 2004

500, vs. UMass, 1990

#### Most Plays

78, vs. Hampton, 2004

73, vs. Northern Iowa, 1996

#### Rushing Yards

298, vs. Hampton, 2004

189, vs. UMass, 1990

184, vs. Jackson State, 1996

179, vs. Central Florida, 1990

#### Pass Attempts

44, vs. Northern Iowa, 1996

37, vs. Hampton, 2004

36, vs. Delaware 1986

30, vs. Central Florida, 1990

#### Pass Completions

30, vs. Northern Iowa, 1996

#### Passing Yards

381, vs. Northern Iowa, 1996

311, vs. UMass, 1990

296, vs. Jackson State, 1996

#### First Downs

30, vs. Hampton, 2004

23, vs. Northern Iowa, 1996

23, vs. Jackson State, 1996

#### Most Interceptions

3, vs. Appalachian State, 2001

#### Best Defense Against the Run

18 yds, vs. Jackson State, 1996

88 yds, vs. Northern Iowa, 1996

#### Best Defense Against the Pass

39 yds, vs. Appalachian State, 2001

78 yds, vs. Furman, 1989



### 2004 ATLANTIC 10 STANDINGS

SOUTH	A-10	Overall
*^William and Mary	7-1	10-2
*James Madison	7-1	10-2
*Delaware	7-1	9-3
Villanova	3-5	6-5
Richmond	2-6	3-8
Towson	0-8	3-8

NORTH	A-10	Overall
#New Hampshire	6-2	10-2
Massachusetts	4-4	6-5
Northeastern	4-4	5-6
Hofstra	3-5	5-6
Maine	3-5	5-6
Rhode Island	2-6	4-7

\*South Division/A10 Champions  
 ^Automatic bid to NCAA Playoffs  
 #North Division Champions

### ATLANTIC 10 IN THE I-AA PLAYOFFS

#### Saturday, December 4 (Quarterfinals)

Delaware at William and Mary	12 pm
James Madison at Furman	3:30 pm
New Hampshire at Montana	4 pm

### W&M'S ATLANTIC 10 RANKING

Total Offense	3rd	424.4
Passing Offense	2nd	284.6
Rushing Offense	6th	139.7
Scoring Offense	3rd	34.0
Pass Efficiency	1st	159.1
Third-down Conversion	1st	48.0
Fourth-down Conversion	1st	83.3
Red Zone Offense	1st	.912
Sacks Against	T-5th	17
Total Defense	8th	358.4
Passing Defense	6th	205.6
Rushing Defense	8th	152.8
Scoring Defense	5th	23.9
Pass Defense Efficiency	9th	126.8
Sacks	T-3rd	28
Turnover Margin	T-3rd	0.58
Punting	5th	34.0
Kickoff Returns	5th	21.9
Punt Returns	10th	7.5
Kickoff Coverage	8th	20.4
Penalties	1st	42.8
Field Goals	T-3rd	.667
PAT Kicking	1st	1.000
Time of Possession	3rd	31:04

### W&M INDIVIDUALS IN THE A-10 TOP 10

Pass AVG	Campbell	1st	277.6
Total Offense	Campbell	1st	300.2
Pass Efficiency	Campbell	1st	162.3
Rushing	Smith	10th	55.9
Punting	Mesi	3rd	39.2
Scoring	Kuehn	3rd	8.2
	Smith	T-8th	6.5
	Thompson	T-8th	6.5
Scoring (Kick)	Kuehn	2nd	8.2
Scoring (TDs)	Thompson	T-5th	6.5
	Smith	T-5th	6.5
All Purpose	Thompson	1st	149.5
Receiving AVG	Thompson	2nd	108.7
Receptions/Game	Thompson	9th	5.17
FG AVG	Kuehn	2nd	1.33
PAT Pct.	Kuehn	1st	100.0
Kick Return Avg.	Thompson	T-6th	23.9
	Cason	9th	22.7
Punt Return Avg.	Shaw	8th	7.5
Sacks	O'Connor	T-2nd	8.0
Tackles for Loss	O'Connor	7th	13.5
Interceptions	Miller	T-10th	3
Passes Defended	Miller	T-2nd	12

## W&M GAME NOTES

NCAA QUARTERFINALS VS. #10 DELAWARE - DEC. 4, 2004

### W&M PLAYOFF HISTORY

**Postseason History:** The Tribe's frenetic 42-35 win over 11th-ranked Hampton University earned the College its third appearance in the quarterfinal round this Saturday with conference rival Delaware.

By earning the Atlantic 10 Conference's automatic bid, and the NCAA's No. 3 seed, the 2004 season stands as the Tribe's seventh appearance in the NCAA I-AA Playoffs. The Tribe has played nine games in its seven postseason visits (all during head coach Jimmye Laycock's tenure), winning three.

The College, which has won its last three post-season home games (the other wins coming in the first rounds of the 1990 and 1996 seasons), will host a quarterfinal round playoff game for the first time in school history on Saturday in what will be the school's third appearance in the Elite Eight.

This will be the second time William and Mary has hosted the Blue Hens in the playoffs, with the first post season clash coming in the first round after the 1986 season, which saw Delaware thrash the College, 51-17.

Prior to 2004, the last time W&M hosted a home game in the playoffs was after the 1996 season, which also saw the College run off a 9-2 regular season record and capture the conference's automatic bid. The Tribe is 3-1 all-time in playoff contests at Zable. The following is a complete list the Tribe's home playoff contests.

Year	Team	Result
1986	Delaware	L 51-17
1990	Massachusetts	W 38-0
1996	Jackson State	W 46-6
2004	Hampton	W 42-35

The winner of the W&M-Delaware game will face the victor of the James Madison-Furman contest. A Tribe win, coupled with a Paladin loss would see the College host a semifinal matchup with the Dukes next weekend. A Furman win would assure the Paladins a home game for the semis, by virtue of its No. 2 overall seed in the tournament.

William and Mary has never advanced to the semifinals, while Delaware is the defending I-AA National Champion.

**Did You Know:** That current NFL quarterback Rich Gannon was at the controls of the last Delaware team to enter Zable for the NCAA Playoffs (after the 1986

season). Gannon avenged a regular season, 24-18, loss at the College earlier that year by accounting for 299 total yards (234 passing, 65 rushing) and three TDs to lead the Blue Hens to the convincing 51-17 win.

The game also featured current New York Giants' place kicker Steve Christie (W&M), who was three-for-three on that afternoon, and former CFL superstar, Michael "Pinball" Clemons (W&M), the current coach of the 2004 Grey Cup Champion Toronto Argonauts.

### THE W&M-UD SERIES

**Collision Course II:** In a rivalry that has seen its share of electric games, this weekend's matchup between the sixth-ranked Tribe and 10th-ranked Blue Hens will take place on the biggest stage the two storied programs have ever met.

The two teams have already held one thriller this season, which saw Delaware pull out a 31-28 win in Newark in a game not decided until the game's final seconds (for more details see "The Last Meeting" on the next page). The loss stands as the Tribe's only blemish in conference play this season and team's only defeat in its last 15 contests vs. I-AA competition (dating back to last season).

In a scheduling quirk, due to the addition of Towson to the Atlantic 10 for the 2004 season, William and Mary made back-to-back visits to Newark in the 2003 and 2004 seasons. Saturday will be UD's first visit to Zable since the 2002 campaign, which resulted in a wild 45-42 Tribe win in Delaware Head Coach K.C. Keeler's first season at the helm of the program.

Since the meeting in the season opener of 1999, the teams have traded two-game winning streaks starting with Delaware taking the 1999 and 2000 contests. The Tribe prevailed in the following two seasons (2001-02) and the Hen's have claimed the last two meetings. Prior to this recent six-game stretch, neither program had won consecutive games over the previous six meetings, from 1993 (the first meeting as conference opponents) through 1998.

As covered previously, the two teams have met one other time in the post-season, with the Blue Hens capturing a 51-17 win at Zable in the 1986 NCAA I-AA Playoffs.

Prior to the meeting earlier this season with Delaware ranked third and the Tribe at No. 16 at game time, the last time

both teams entered the game with national rankings was the first game of the 1999 season, which saw Delaware hold the No. 11 spot and the Tribe in 25th. The hosting Blue Hens scrapped out a double overtime, 34-27, win in the contest.

**Only by the Slimmest:** Since William and Mary began conference play in 1993, it has faced the Blue Hens 12 times, winning five of those contests. Of those 12 games, eight have been decided by a touchdown or less, with the Tribe winning four of them. All of those four W&M wins were decided by interceptions late in the fourth quarter.

The following is a closer look at how those four games were decided.

- In 1996, after kicking a field goal on its overtime possession, the College sealed a crucial win vs. the Blue Hens when team captain and middle linebacker Mike McGowan intercepted a Leo Hamlet pass on the ensuing Delaware possession.
- In 1998, Tribe safety Jimmy Cerminaro came off the bench during the final Delaware possession of a frenetic 52-45 W&M win to intercept a Matt Nagy pass in the end zone, thwarting a Delaware drive that had advanced inside the Tribe 10-yard line. W&M's offense took a knee to run the final seconds off the clock. Cerminaro's interception was only the second defensive stop for either team in a second

half that featured 59 total points and over 300 yards of total offense.

• In 2001, current W&M assistant coach Adam Braithwaite turned in a victory-sealing interception in the end zone with just 16 ticks remaining in regulation. Braithwaite's pick ended a last ditch Delaware drive that had traveled to the Tribe's 16-yard line and preserved the College's 21-17 win.

• The next season, Tribe cornerback Billy Parker's 41-yard interception return for a touchdown with just 1:35 remaining sealed the College's 45-42 win. Parker's heroics gave the Tribe a 45-35 lead, which turned out to be pivotal, as Delaware managed to drive the length of the field for a touchdown with one second remaining on the ensuing possession.

**Misfires:** While on the subject of interceptions, in its 12 games against W&M, Delaware has thrown 20 interceptions in 323 pass attempts vs. the College, while the Tribe has yielded just 10 INTs in its 373 pass attempts vs. the Blue Hens.

**Point-by-Point:** As the notes above illustrate, the games between the two teams have been close, as a rule. In the 12 contests since the two teams became conference rivals in 1993, Delaware has scored a total of 331 points vs. the College, an average of 27.6 points a game, while W&M has posted an average of 26.0 points a con-



**LAST WEEK'S RESULTS - Nov. 27**

William and Mary 42, Hampton 35  
 Delaware 28, Lafayette 14  
 James Madison 14, Lehigh 13  
 New Hampshire 27, Georgia Southern 23

**Other NCAA Playoff Scores**

Eastern Washington 35, So. Illinois 31  
 Montana 56, Northwestern State 7  
 Sam Houston St. 54, Western Kentucky 24  
 Furman 49, Jacksonville State 7

**A10 IN THE NATIONAL POLLS - (Nov. 22)**

Sports Network	ESPN/USA Today
5. New Hampshire	5. New Hampshire
6. William & Mary	6. William & Mary
8. James Madison	8. James Madison
10. Delaware	10. Delaware

(Final Regular Season Polls)

**TOP 10 CAREER A-10 COACHING VICTORIES**

1. Bill Bowes (UNH, 1972-98)..... 97
  2. "Tubby" Raymond (UD, 1966-01) .. 89
  3. **Andy Talley (VU, 1985- ) ..... 81**
  4. **Jimmy Laycock (W&M, 1993- ) ... 65**
  5. Jim Reid (UMass, 1986-91, UR, 95-03)...61
  6. **Jack Cosgrove (UM, 1993- ) ..... 43**
  7. Tom Jackson (UC, 1983-93)..... 42
  8. Hal Westerman (UM, 1951-66)..... 41
  - Vic Fusia (UMass, 1961-70)..... 41
  10. Bob Griffin (URI, 1976-92)..... 37
- Active Coaches in Bold

**ALL-TIME CONFERENCE STANDINGS  
(Through 2004 season)**

Team	Conf. Record	Pct.
Delaware	108-45-0	.706
<b>William &amp; Mary</b>	<b>65-33-0</b>	<b>.663</b>
Massachusetts	201-118-4	.628
Villanova	81-58-0	.583
<i>Connecticut</i>	<i>158-115-10</i>	<i>.576</i>
James Madison	51-48-0	.515
New Hampshire	163-161-10	.503
Hofstra	16-19-0	.457
<i>Boston U.</i>	<i>143-177-7</i>	<i>.448</i>
Maine	146-182-7	.446
Northeastern	40-59-0	.404
Richmond	60-93-0	.392
Rhode Island	118-214-7	.358
<i>Vermont</i>	<i>27-63-2</i>	<i>.304</i>
Towson	0-8-0	.000

*Former members in italics*

**THE LAST MEETING**

**#3 Delaware 31, #14 William and Mary 28**

**NEWARK, DE (10/23/04)** - Despite a record-setting performance from senior wide receiver **Dominique Thompson** and four TD passes from All-American candidate, senior **Lang Campbell**, the 14th-ranked Tribe dropped a hard-fought 31-28 decision to third-ranked Delaware in front of 22,058 fans at Delaware Stadium.

Thompson set a W&M single-game record with 244 receiving yards, surpassing the previous mark of 240 set by Dave Conklin against VMI in 1997. He also caught all four of Campbell's TD passes, matching a W&M record also held by Vito Ragazzo (1949 vs. WFU) and Corey Ludwig (1993, vs. Maine).

Campbell completed 20 of 30 passes for 355 yards and a career-best four TDs, surpassing the 300-yard mark for the fourth time in 2004.

The duo connected on scoring plays of 10, 62, 87 and 64 yards with the 87-yard completion tying the longest pass play in W&M history (Dan Henning to Tom Scott vs. Navy, 1961).

W&M scored on its first three possessions and held a 21-7 advantage in front of shocked sellout crowd at the end of one quarter, but the defending I-AA National Champions outscored the Tribe 24-7 to close the game, capped by a 25-yard TD pass from Sonny Riccio to Joseph Bleymaier with 4:41 remaining.

Junior linebacker **Chris Ndubueze** and junior corner **Stephen Cason** shared the team lead with 11 tackles apiece, while sophomore end **Josh Wright** recorded a career-high 10 stops in the loss.

	1	2	3	4	Final
#14 William and Mary	21	0	0	7	28
#3 Delaware	7	17	0	7	31

**Scoring Summary**

Qtr	Team	Score	Time
1st	W&M	Thompson 10 pass from Campbell (Kuehn kick)	12:33
	W&M	Thompson 62 pass from Campbell (Kuehn kick)	11:34
	UD	Long 5 pass from Riccio (Shushman kick)	6:12
	W&M	Thompson 87 pass from Campbell (Kuehn kick)	4:26
2nd	UD	Lee 2 run (Shushman kick)	8:33
	UD	FG Shushman 43	5:58
	UD	Lee 2 run (Shushman kick)	0:44
4th	W&M	Thompson 64 pass from Campbell (Kuehn kick)	12:15
	UD	Bleymaier 25 pass from Riccio (Shushman kick)	4:41



*Dominique Thompson hauls in one of his four TDs at UD on Oct. 23.*



## MEDIA CENTER

### WILLIAM & MARY ON THE RADIO

Stretching over 150 miles across Virginia, the William and Mary radio network is the gateway to all of the Tribe's football action over the air. Veteran broadcast team Jay Colley (play-by-play) and Bob Sheeran (color) will once again relay the excitement of Tribe football over the airways on Saturdays. In addition to your local stations, all Tribe football and men's basketball games can be heard via the W&M athletics web site, [www.TribeAthletics.com](http://www.TribeAthletics.com).

#### W&M Radio Network Affiliates

WMBG	740 AM	Williamsburg
WSRV	92.3 FM	Williamsburg
WBRG	1050 AM	Lynchburg
WTOX	1480 AM	Richmond

test in the same span (313 total points).

#### With a Win over UD the College will:

- Advance to the semifinals of the NCAA tournament for the first time in the school's history
- Set a school record with 11 wins on the year.
- Have won its seventh home game on the season, and ninth consecutive (dating back to last season). Seven wins would be tied with the 1990 squad for the school's single-season record for home wins.
- Defeated five nationally ranked teams on the season and mark the program's fourth win over a school selected to the NCAA Championship field (along with New Hampshire, James Madison and Hampton).
- Give head coach Jimmie Laycock his 170th career win in his 25th season at the helm of the program.
- Become the sixth A10 Conference school in the last seven years to make the semifinals.
- End the Blue Hens' current NCAA I-AA Playoff winning streak at five games.
- Avenge its only I-AA loss in a stretch of 15 I-AA games, dating back to last season.
- Have beaten a ranked Delaware team for the first time since 1998 (52-45 at Zable).

**Did You Know?** That one has to go back to the 1919 season to find the last time W&M has lost to the same team two times in one year. That year, Hampden-Sydney College (now a Division III school located in VA) handed the Tribe a pair of tough losses, 7-3 and 7-6.

**Look it Up:** The William and Mary-Delaware quarterfinal pairing is the first time two A10 teams have faced off in the playoffs.

**Road Woes:** Delaware has not won a road playoff game since the 1993 season. The team is 0-3 since posting a wild 49-48 win at Montana in 1993. But, by contrast, the Blue Hens have been as powerful a home team as there is in the playoffs, as they carried home field advantage through the first three rounds of last season's NCAA Championships and eventually earned the national championship. Since the 1993 season, Delaware is 6-2 in home playoff contests.

The Tribe has not fared any better on the road, having never won a road playoff game in five tries.

### W&M TEAM NOTES

**Poll Watching:** The College was picked No. 6 in the final regular season Sports Network Top 25 Poll, released on Nov. 22. It was the second consecutive week with a No. 6 billing, marking the third consecutive week the Tribe was ranked in the top 10. It was also the Tribe's highest ranking since Oct. 19, 1998, when W&M was also tabbed No. 6. The Tribe was ranked No. 9 in the TSN preseason poll that year and slipped to No. 10 in the Sept. 2, 2002 poll, after a season-opening loss to Indiana. It had been 39 consecutive polling weeks since the Green and Gold appeared in the top 10, before entering at No. 10 on Nov. 7.

W&M has been ranked or received votes in every ESPN/USA Today poll this season. Here is a complete listing of the Tribe's week-by-week rankings in each poll this season, after the previous week's game:

Opponent	Poll Date	TSN/ESPN
--	Preseason	NR/RV
UNC - L, 38-49	Sept. 6	RV/no poll
Open	Sept. 13	RV/RV
UNH - W, 9-7	Sept. 20	RV/RV
VMI - W, 42-6	Sept. 27	RV/RV
NU - W, 38-35	Oct. 4	18/18
LU - W, 37-17	Oct. 11	16/16
URI - W, 31-24	Oct. 18	13/13
UD - L, 28-31	Oct. 25	16/15
TU - W, 41-16	Nov. 1	13/13
VU - W, 37-29	Nov. 8	10/10
JMU - W, 27-24	Nov. 15	6/6
UR - W, 38-14	Nov. 22	6/6

**More on the Rankings:** The Nov. 13th win at then fourth-ranked James Madison was the Tribe's second win over a top-10 team on the road this season, having also defeated then 10th-ranked New Hampshire, 9-7, on Sept. 18. Overall, it was the Tribe's fifth contest against a ranked opponent this season.

On Saturday, the Tribe defeated 11th-ranked Hampton, 42-35, in the first

round of the NCAA Playoffs, giving the College its fifth win over a ranked opponent this season. W&M has posted a 5-1 mark against ranked opposition this season, with the only loss coming to a third-ranked Delaware squad, the Tribe's quarterfinal opponent this week, on Oct. 23. With the Blue Hens carrying a No. 10 national ranking into Williamsburg Saturday, the College will be facing its seventh ranked opponent this season.

Here is a closer look at W&M's wins over ranked opponents this season:

Date	Opponent	Ranking	Result
9/18	New Hampshire	10	W, 9-7
10/2	Northeastern	16	W, 38-35 OT
11/6	Villanova	19	W, 37-29
11/13	James Madison	4	W, 27-24
11/27	Hampton*	11	W, 42-35

\*NCAA I-AA Playoffs

**Computer Savvy:** While on the subject of rankings, William and Mary remained third in this week's USA Today/Sagarin computer rankings. W&M, which has been rated as high as No. 2 in I-AA in the Sagarin ratings this season, owns the second-highest position of all A10 teams, one spot behind No. 2 New Hampshire, which the Tribe defeated, 9-7, on the road earlier this season.

W&M also remained at No. 50 overall in Division I, checking in higher than such traditional I-A powers as Maryland (51), Minnesota (52), Syracuse (54), Pitt (57) and Nebraska (63).

A10 teams comprised four of the top five spots in this week's rankings, as Delaware followed the Tribe at No. 4 and James Madison rounded out the I-AA top five.

**Simply the Best:** By choosing four Atlantic 10 Conference teams to compete amongst the final 16 in the championships field, the NCAA selection committee gave the conference nearly unprecedented representation (tying it with last seasons quartet of Gateway Conference teams as the most from one league in I-AA Playoff history). The league's four teams verified what the statistics and polls have shown all season, that the A10 is the nation's premier I-AA conference, by going 4-0 in first round action. With four teams currently ranked in the national top 10 (No. 5 UNH, No. 6 William and Mary, No. 9 James Madison and No. 10 Delaware), the case for the A10 being so strongly represented was a good one. Overall the league has a mark of 25-5 against non-conference I-AA competition and has recorded a pair of wins over I-A schools. Including all games, the Atlantic 10 is a stellar 27-11 in

I-AA competition and has recorded a pair of wins over I-A schools. Including all games, the Atlantic 10 is a stellar 27-11 in non-conference play.

In the latest Sagarin Rankings, the A10 is far and away the highest I-AA conference, as can be seen by the following listing of the top 8;

#### Sagarin Conference Rankings

1. Atlantic 10	65.30
2. Great West	56.45
3. Southland	55.16
4. Ivy	54.78
5. Big Sky	54.76
6. Southern	53.01
7. Gateway	51.98
8. Patriot	51.59

**Sensational Silver Season:** With the 42-35 win over Hampton in the first round of the NCAA Playoffs, William and Mary continued to fashion one of the finest campaigns in the school's 109 years of football history. All of this success has come as head coach Jimmie Laycock celebrates his 25th season at the helm of the program.

This season, the Tribe has secured its 15th winning season in the last 17 years (only non-winning seasons have been 5-6 finishes in 1991 and 2000). With a 7-1 record in conference play, the Tribe also posted its 12th straight .500, or better, record in conference play (every season the College has been a member of the league). Every other A10 team has suffered through at least one losing season in league play during this span.

The following are some of the other significant accomplishments that the program has achieved this season:

#### In 2004 William and Mary has ...

- Won the Atlantic 10 Co-Championship, earned the conference's automatic bid and was named as the No. 3 seed in the NCAA Playoffs, the only seed in school history.
- Defeated five ranked opponents (No. 10 New Hampshire, 9-7; No. 16 Northeastern, 38-35; No. 19 Villanova, 37-29; No. 4 James Madison, 27-24; No. 11 Hampton, 42-35) on the season. One has to go back to the 1996 season to find the last time the Tribe defeated as many top 20 teams.
- Recorded road wins over two teams currently in the NCAA Championship field of 16 (New Hampshire and James Madison).
- Improved Laycock's career record in conference play to 65-33 and his conference winning percentage to .663. Currently, his A10 winning percentage is 15th in league history. His .663 winning percentage in conference play trails only

Tubby Raymond (.701, 89-36) and Mark Whipple (.686, 35-16) among all-time league coaches who have 50 or more, A10 games under their belts.

- Secured its most wins since 1996 (10-3) and became only the third team in school history to win 10 games in a season.
- Won all six home games on the season, its first undefeated home regular season since 1996. The 1990 and 1996 teams are the only squads in school history to win at least six home games in a single year (as each won a first round home playoff game after sweeping the regular season home slate). The Tribe now has won its last seven straight home games, dating back to last season.
- Finished the season with a 7-1 conference record, tied for the most conference wins in school history.
- Finished the regular season with a top 10 ranking for the first time since 1996.
- Seen this year's senior class become the first in school history to collect two conference championship rings.

**No Flags on the Play:** Discipline has long been a trademark of head coach Jimmie Laycock's program, and this season has been no different, as the College has been penalized fewer times (60) than any other A10 team, including Saturday's playoff game against Hampton. W&M has been flagged for a total of 514 yards this season (42.8 per game).

#### W&M TEAM OFFENSIVE NOTES

**Not in a Giving Mood:** While several members of the Tribe football team are involved in various charities throughout the Tidewater area, the William and Mary offense, as a whole, could be classified as downright selfish when it comes to helping handouts to opposing defenses. The win at James Madison marked the fourth time this season that the Tribe ended a game with no turnovers (the others being at UNC, vs. URI and vs. Villanova). The College did not have more than one turnover in any game during the regular season.

In fact, William and Mary's total of seven turnovers (one INT, six fumbles) during the regular season was the lowest figure in the nation. The next closest total on the I-AA level was 11 by Cornell.

The Tribe established a NCAA regular season record for fewest turnovers, besting the previous low of nine held by three different teams (Hofstra in 1999, Harvard in 2001 and Yale in 1999).

With three turnovers vs. Hampton in last week's win over Hampton, William and Mary will not hold the single-season record, since the NCAA started to recog-



*Adam Bratton and Dominique Thompson celebrate Bratton's TD catch against Hampton Saturday.*

nize postseason stats in official season totals, starting with the 2002 season.

**Gearing Up:** By rolling up a season best 592 yards and 42 points vs. Hampton last weekend, the Tribe's entire offensive unit only seems to only get more efficient and effective as the season wears on. With the standout performance over the Pirates, William and Mary enters Saturday's contest averaging 424.3 yards and 34.0 points a contest. It marks the first time since the 2001 season that the Tribe has averaged over 400 yards and 30 points a game. Amazingly, it is the eighth time in the last 15 seasons that a Laycock coached offense has produced a season average of better than 400 yards and 30 points a contest.

The following are just some of highlights of what the Tribe's attack has accomplished this season:

#### The College's offense has ...

- Scored 31 or more points in nine of 12 games. Its average of 34.0 pts/game ranks second in the league and 18th in the nation.
- Averaged 424.3 yds/game, tops in the conference and 15th nationally.
- Averaged 284.58 passing yards/game, which ranks second in the conference, ninth nationally and third among teams remaining in the I-AA Playoff field.
- Been held scoreless in just nine of the 48 quarters it has played this season. Overall, the team has scored points of some kind in 81.3% of the quarters on the year (39 of 48).
- Fashioned 40 scoring drives of 60 yards or more (out of 67 total). (See a complete listing on page 27).
- Thrown for more yards than 11 of 12 op-

ponents (only exception being Villanova) on the season and has been out-rushed by only four (UNC, URI, Delaware and James Madison).

- Turned the ball over only 10 times (five fumbles, four interceptions). The only other turnover for the College on the season came on a muffed punt. Currently, the College is third in the conference and 22nd nationally in turnover margin with a +0.58/game average.

**Case in Point:** One needs to look no further than the Tribe's last outing vs. Hampton to find evidence of the Tribe's offensive momentum. The College's 592 yards of total offense was the highest single-game figure since posting 607 yards vs. VMI during a 62-31 win in 2002. W&M's 298 rushing yards was the program's highest single game total in six years, when the College rolled out 343 yards (on 57 carries) vs. VMI on Sept. 25.

**Did You Know:** That with an average of 42.3 penalty yards a contest, the Tribe is the least penalized team remaining in the playoffs. The next-lowest total is Furman's average of just over 51 yards a contest.

The College's average of 42.83 yards a contest is ranked sixth in the nation in penalty yards per game.

**Seeing Red:** The Tribe's offense is nothing if not persistent when it comes to finishing drives. Despite an uncharacteristic pair of empty visits inside the Hampton 20-yard line, the Tribe still sports an impressive conversion rate of .912 (52-57) on the season (52 of its 57; 39 TDs, 13 FGs).

The Tribe started the season with an incredible streak of 40-straight conversions (with Campbell at QB). The first miss on the year didn't come until the ninth game of the season, against Villanova, as the Wildcats snuffed out a W&M fourth-and-goal attempt from the one-yard line (in the fourth quarter). Before that stop, the last time that Campbell and the Tribe's attack failed to convert an opportunity in the red zone came in the ninth game of the 2003 season (vs. UNH; a fumble at the 10-yard line late in the second quarter). Since that miscue, W&M had run off points of some variety in 48-consecutive ventures inside the opposition's 20-yard line (36 TDs, 12 FGs). (See complete chart on page 28).

### W&M TEAM DEFENSIVE NOTES

**What a difference a year makes:** Taking a look back at the 2003 defensive statistics (W&M played 10 games, due to Sept. 27th cancellation of Maine game), the unit im-

proved in nearly every defensive category during the 2004 regular season, which not surprisingly led to an 9-2 regular season mark and a berth in the I-AA Playoffs.

Most notably, the Tribe allowed nearly seven points fewer per game at 22.9. Also, the unit yielded close to 60 less rushing yards per contest. Going hand in hand with the decrease in rushing yards is a dramatic decline in the number of rushing touchdowns allowed by the Tribe. In 10 games last season, W&M surrendered 24 touchdowns on the ground, but cut that number to 16 this year.

Here is a closer comparison of this year's regular season numbers against the 2003 final statistics:

Category	2003	2004
Points/Game	29.2	22.9
Rushing Yds	211.4	155.1
Passing Yds	218.0	202.3
Total Offense	429.4	357.4
Sacks	23	25
Interceptions	9	10
Fumble Recov.	9	6
Rush TDs	24	16
Pass TDs	12	16

**Cashing In:** In the regular-season ending 38-14 victory over Richmond on Nov. 20, the Tribe forced at least one turnover for the fourth consecutive game, and for the fourth consecutive game the offense turned a take away into points. The streak continued last week in the first round of the NCAA I-AA Playoffs against Hampton, as the defense forced a crucial fumble in the fourth quarter that led to a touchdown on the very next play.

After Dominique Thompson tied the score in the fourth quarter with a 92-yard kickoff return for TD, the Pirates regained control at their own 47-yard line and moved nine yards on their first two plays. On third-and-one, HU quarterback Princeton Shepherd attempted to pitch to receiver Jerome Mathis, who tallied 394 all-purpose yards in the contest, but junior strong safety **Jon Shaw** broke into the backfield and hit Shepherd, causing a fumble that was recovered by all-conference defensive end **Adam O'Connor** and returned to the Pirates' 45-yard line. On the next play, Payton Award Finalist Lang Campbell hooked up with Thompson on a 45-yard scoring pass that put W&M ahead for good, 42-35, with 10:07 remaining.

It was the 13th time this season that the Tribe converted a turnover into points, and more importantly, of the 13 times it was the 11th time W&M took it to the house for six points.

In the season finale against Richmond, Shaw was at it again, as his interception at

the W&M 23-yard line in the third quarter led to a five-play, 77-yard scoring drive that was capped by a five-yard TD pass to Joe Nicholas.

In the Nov. 13th win over JMU, senior Jon Smith's scored on a three-yard run three plays after **Chris Ndubueze** forced a fumble on third down, which was recovered by junior defensive back **Stephen Cason**.

Smith was the benefactor yet again in the Nov. 6th win over Villanova, scoring from 17 yards out after senior defensive lineman **Wade Harrell's** 19-yard interception return in the fourth quarter. It was Harrell's second interception of the season, extending his W&M record for interceptions by a down lineman to four.

At Towson on Oct. 30, after Ndubueze recorded his first career interception, W&M went 65 yards on 12 plays and junior Greg Kuehn kicked a 32-yard field goal to give the Tribe a 24-3 lead heading into halftime. (See scoring drives chart on page 27.)

**Answering the Call:** Despite 394 all-purpose yards for Hampton's star wide receiver Jerome Mathis Saturday, head coach Jimmie Laycock cited the Tribe's defensive effort as one of the keys to the first-round victory.

The Pirates brought a pair of 1,000-yard rushers into the game, in Alzono Coleman (1,110) and Ardell Daniels (1,046) and were the MEAC's top rushing team, averaging 235.4 yards per game on the ground through 11 regular season games. The Tribe held Hampton's top two backs to fewer than 100 yards combined, and the Pirates managed only 128 total rushing yards in the contest.

But, the defense's best production came on three consecutive scoreless Hampton drives in the fourth quarter, which ultimately swung the game in the Green and Gold's favor.

- After senior Dominique Thompson returned a kickoff 92 yards for a TD to tie the game at 28 with 11:47 remaining, reminiscent of the Tribe's 27-24 last-second win at JMU on Nov. 13, the defense came up with a huge game-changing play.

Mathis returned the ensuing kickoff to the Hampton 47-yard line, and Coleman gained five and four yards to start the drive and move into W&M territory. On third down-and-one, HU quarterback Princeton Shepherd attempted to pitch to Mathis on an option play, but junior strong safety **Jon Shaw** broke into the backfield and disrupted the pitch, which was recovered by all-conference defensive end **Adam O'Connor**. One play later, the

Tribe led 35-28, as Lang Campbell and Dominique Thompson hooked up on a 45-yard scoring play.

- On the Pirates' next series, HU again had excellent field position, as Mathis brought the kickoff back 29 yards to the 50. The Pirates gained a pair of first downs and were stationed at the Tribe's 24 with a first-and-10, looking to knot the score. O'Connor stopped Daniels for a one-yard loss on first down, and an incomplete pass brought up third-and-11.

**Richard Riley** and **Ryan Nickell** forced Coleman out of bounds for a two-yard loss to set up fourth-and-13, when Shepherd went to the end zone for Mathis, but junior **Alan Wheeling** overcame a push-off and broke up the pass, turning the ball over to the Tribe on downs.

- After a Tribe turnover on the resulting possession, the defense was forced back into action deep in its own territory, as the Pirates intercepted Campbell at the 30-yard line.

Coleman gained five on first down, and Daniels added a yard on second down to set up third-and-five from the 25. HU called Daniels' number one more time on third down, but Nickell shot through the line and stopped the play for no gain.

On fourth down, Shepherd dropped back to pass, but all-conference linebacker **Chris Ndubueze** came through clean and brought Shepherd down for a loss of 16 yards and another turnover on downs.

This time, however, the Tribe went 60 yards on four plays to effectively seal the victory with Jon Smith's four-yard TD run with 1:56 remaining.

What makes the defense's fourth quarter heroics even more impressive, was the fact it was on the field for 11:28 of the final frame. While the Tribe put up 21 points in the stanza, it consumed just 2:02 on the scoring plays, which included a 92-yard kickoff return and a one-play, 45-yard drive that took just nine seconds.

## W&M INDIVIDUAL OFFENSIVE NOTES

**Upward Trend:** Despite a scintillating 322-yard, four TD effort (two passing, two rushing) performance in the season opener at North Carolina, Tribe All-American candidate, QB Lang Campbell's QB efficiency rating sat at a career low 140.7 three games into the 2004 campaign, sixth in the conference and was not in the top 20 in the nation. But, starting with his career-best 378-yard afternoon in the overtime win at Northeastern, Campbell's efficiency rating sky-rocked a remarkable 24 full points over the final eight weekends to a career career-best mark of 162.3.

The biggest surge came over the weekends when he faced off against two of the better defenses in the conference (Delaware and Towson). In the two games, Campbell completed 40 of 59 attempts (.678) for 623 yards and seven touchdowns (vs. no interceptions) and ballooned his QB rating 12 points.

**Record Breaking:** When Campbell turned in a 323-yard afternoon in the win at then-fourth ranked James Madison, it stood as his fifth 300-yard-plus effort during the regular season, W&M's single-season record for 300-yard games.

Campbell passed former Tribe all-time great signal callers, Mike Cook (1998), Chris Hakel (1991) and Stan Yagiello (1985), who each turned in four afternoons of 300-plus passing yards in a single season.

**The Bottom Line:** While Campbell's career has produced some gaudy statistics, perhaps none are more impressive than the fact that he has lead the Tribe to wins in 14 of the last 17 games, including 11 of his last 12 conference tilts.

He sports a career record of 15-7 as a starter, including an 11-5 mark in conference play.

**Did you Know?:** A Tribe QB has been named to one of the league's three all-conference teams in eight of the 12 years that the College has been a member of the Atlantic 10. One of the four years William and Mary failed to place a QB on the all-conference team (1999) saw rookie signal caller Dave Corley, Jr. earn the league's Rookie of the Year honors.

**What's in a Name?:** Lang Campbell's given name is Samuel Langdon Campbell. He goes by his middle name, as does his maternal grandfather, Samuel Langdon Gordon, whom he is named after.

**Hard to Believe:** Despite the Tribe's great history of offensive excellence, and hav-

ing averaged over 400 yards and nearly 30 points a game since joining the conference in 1993, Campbell is the College's first player to earn A10 Offensive Player of the Year honors in the team's 12 seasons as a conference member. Two players (Jason Miller, 1995; and Darren Sharper, 1996) have earned the conference Defensive Player of the Year honors, while three have earned Rookie of the Year honors (WR Dave Conklin, 1995; QB Dave Corley, 1999; and WR Rich Musinski, 2000).

**Sinking the Pirate Ship:** Senior WR **Dominique Thompson** turned in one of his finest performances of the season in Saturday's scintillating 42-35 win over Hampton, as he turned in his fifth 100-yard plus receiving afternoon, with 118 yards (on seven catches) and two touchdowns, while adding a blazing 92-yard kick return for another score and tacking on 27 rushing yards for good measure.

His kick return was perhaps the game's biggest play, as it came with just 12:01 remaining in the contest, after the Pirates had just struck for another big-play touchdown and pushed out to a 28-21 lead. Thompson cradled the ensuing kick along the left hash mark and seared through the center of the HU kick cover unit 92 yards for his first career touchdown return, and the Tribe's first kickoff return for a score since 1995, tying the game at 28-28 just 14 seconds later.

After W&M's defense forced a Hampton turnover on the next possession, the Tribe held a 35-28 advantage one play later, as Campbell and Thompson hooked up on a 45-yard scoring play with 9:58 remaining. The play was literally Thompson's next touch, and stood as Thompson's second touchdown reception



*Junior CB Richard Riley recorded his first career sack Saturday against Hampton.*

of the game, as he also hauled in a 27-yard scoring pass on the Tribe's first possession of the second half to erase a 13-7 halftime deficit.

**Critiquing 'Nique:** Senior WR Dominique Thompson has contributed everything from the subtle to the spectacular for the Tribe this season. His performance last Saturday vs. Hampton would definitely qualify as the latter, as he amassed 237 all-purpose yards, including 118 through the air, and three TDs.

Thompson has emerged as the kind of threat that few could have predicted for the 6-1, 190-pound native of Durham, NC. While he had no lack of ability (as he is arguably the team's purest athlete), Thompson had started only one career game and never posted more than 17 catches in any of his previous three seasons on the squad. Entering the season, the Tribe's coaching staff had tabbed him as one of many who attempt to replace former Tribe All-American WR Rich Musinski (who graduated with school career records in receptions, 223, receiving yards, 4,168, and TD receptions, 31). But, Thompson responded to the challenge by turning in what has the potential to go down as one of the finest seasons ever by a Tribe wide out. He currently has amassed 1,304 receiving yards and 12 TDs on just 62 catches (an average of 21.03 yds/catch). His efforts have earned him his first career all-conference recognition, as he was named to the A10's Second Team, and marks him as one of the most dangerous deep threats in the league.

The following is a little closer look at some of what Thompson has accomplished so far this season:

- Only Tribe player to record two, 200-plus yard games (244 at Delaware, 10/23; 221 at Liberty, 10/9) in a career (much less a single season, or four-game span).
- His last nine games include three performances in the Tribe's top 20 single-game records (157 vs. NE, 18th; 221 at Liberty, 4th; and 244 at Delaware, 1st). By comparison, Rich Musinski has only four games in the top 20 out of his 46 career starts (to Thompson's 11). (See a complete listing on page 26)
- With 1,304 receiving yards, he holds the second position on the team's single-season receiving yardage list (see complete chart on page 18) and is just 90 away from breaking Musinski's single-season record total of 1,393 set in 2001.
- He broke the 1,000-yard barrier quicker than any player in school history (eight games). The former record was nine games, set by Musinski in 2001.

- His average of 108.7 yds/game ranks fifth nationally and is second in the A10.
- His average of 21.03 yds/catch currently ranks third nationally among players with more than 40 receptions.
- His 12 touchdown receptions are the top single-season total since Musinski brought in 12 in 12 games in 2001. The single-season record for receiving TDs is 15, set by Vito Ragazzo in 1947.
- His 62 receptions currently are the 10th-best single-season total for the College. Thompson can almost literally move up one spot with every reception for the rest of the season, as he is just 12 catches from passing former Tribe great Michael Clemmons' school single-season best of 73, established in 1986.
- 54 of his 62 receptions on the season have resulted in first downs for the Tribe.
- Has five scoring plays of 60-plus yards (92, 87, 77, 64 and 62) on the season.

**Hen Hater:** Thompson had a school-record 244 receiving yard afternoon vs. Delaware (10/23). His four touchdown-effort, on just six receptions, vs. the Blue Hens ranks as a performance unrivaled in the College's 100-plus year football history. The spectacular effort included scoring plays of 87 (also a school record), 64, 62 and 10 yards. Most of his damage came in the first quarter, as he rang the Delaware defense up or 159 yards and three scores. The afternoon, which was his second 200-yard outing in the a four game span, earned Thompson the league's Offensive Player of the Week, as well as national honors from ESPN/USA Today, who named him its I-AA National Offensive Player of the Week. He was also tabbed as a Weekly All-Star by the web site I-AA.org.

The following is a point-by-point run-down of what Thompson accomplished during the season first game vs. Delaware:

- Set school record for receiving yards with 244. (The old record was 240 set by Dave Conklin vs. VMI in 1997 – on nine receptions).
- Four TDs ties school record for single-game TD receptions (most recently set by Corey Ludwig in 1993 vs. Maine).
- His one-game average of 40.7 yds/catch establishes school's single-game record (among players with more than five catches). He was just off the NCAA's single-game record of 44.6, set by former NFL standout John Taylor while he was at Delaware State in 1985 (vs. Division II St. Paul's, 9/21/85).
- The 159 first quarter yards is a school record.
- His 87-yard TD reception ties the school's 43-year old record for longest

pass play, first set by current NFL coach Dan Henning, who connected with Tom Scott vs. Navy in 1961.


- Also set the College's record for pass plays of 60 or more yards in game (three).
- His 244 yards ranks as the eighth best single-game performance in A10 history and is the fourth-best effort in a game between two league teams.

**More on Thompson:** In the Tribe's win over Liberty (10/9), Thompson established a career high in receptions with 10 (for 221 yards). His 10 catches is made more impressive by the fact that only THREE Tribe players have recorded 10 or more receptions in the last 10 years in Laycock's diverse, spread the field, offense. For example, the top four receivers in school history (in terms of catches) combined for just a TOTAL of three 10-plus-reception afternoons (Rich Musinski, two; Dave Conklin, one).

**Freshman Phenom:** With five catches, for 53 yards vs. Hampton, redshirt freshman **Joe Nicholas** established the College's freshman reception record at 47 grabs, and counting.

The 6-3, 205-pound native of Sugarloaf, PA has used his big frame and sticky hands to steadily emerge as one of the conference's most reliable possession receivers. He has teamed with senior John Pitts and junior TE Adam Bratton (see Big Target note to follow) to give opposing defenses fits by working underneath zones and in the flats.

With his performance on Saturday,



*Senior WR Dominique Thompson pulls in one of two TD passes Saturday against Hampton. He also returned a kickoff 92 yards for a touchdown in the fourth quarter.*

Nicholas has now caught five, or more, passes in five of the last six games, and has brought in at least one ball in 11 of the 12 games on the season. In the team's crucial win at James Madison (11/13), Nicholas established a career-best seven receptions for 77 yards against the stingy Dukes defense. In the regular season finale vs. Richmond, he brought down six spirals for 91 yards and a touchdown. Also included in his afternoon, was a career long 51-yard catch-and-run. He had his career-best afternoon, in terms of yardage, vs. Northeastern, when he collected 111 yards on six receptions.

Prior to this season, three players were tied for the school's freshman record of 44 receptions. Not coincidentally, all three went on to place in the top four in both the College's all-time receptions and receiving yardage listings. The following is a listing of the top four seasons by freshman receivers in school history, followed by how they ended on the career listing in receptions and yardage.

Player (Year)	Rec.	Yds	TDs	CR
Joe Nicholas ('04)	47	586	3	??
Rich Musinski ('00)	44	747	3	1/1
Dave Conklin ('96)	44	843	9	2/2
Chris Rosier ('97)	44	727	5	4/3

CR = Career Rank (Receptions/Yards)

**Did You Know?:** That Conklin, Rosier and Musinski each earned the league's Rookie of the Year Award for their stand-out freshman campaigns. Nicholas would have had an outside chance at the honor this season, had New Hampshire freshman QB Ricky Santos not turned in such gaudy numbers in leading the Wildcats to a top 5 national ranking.

**Big Target:** As previously mentioned, sure-handed senior **John Pitts** has also been a consistent contributor to the College's attack. Pitts, who came into the season with just 21 career receptions for 310 yards, has made at least one catch in all 12 games and has been especially clutch, as of late. This past weekend, in the win over Hampton, Pitts was a prime target, as he tied his career best with six catches for 80 yards. Two weeks ago, on the College's first second half possession vs. Richmond, he sparked what turned out to be a 24-point, third-quarter explosion by the College by cradling a perfectly-placed pass and racing 64 yards deep into Spider territory. W&M scored on the next play and the rout was on. Pitts ended the afternoon with a career-best 93 yards on just four receptions. Just three weeks prior, against 19th-ranked Villanova, Pitts established his career-high with six catches

for 64 yards, while a five-yard TD grab at fourth-ranked James Madison highlighted his four-catch, 61-yard performance vs. the Dukes the following week.

Working primarily out of the slot receiver position, Pitts' sure hands, large frame (6-3, 215 pounds), and veteran's understanding of the College's intricate offense makes it very difficult for opposing defenses to match up with him. He currently is third on the squad in both receptions (37) and yards (497).

**Did You Know?:** That with three more receiving yards by John Pitts, the Tribe's trio of Thompson (1,304), Nicholas (586) and Pitts (497) will become the first threesome since the 1998 season to have collected over 500 receiving yards in the same season.

The last trio to accomplish the feat was Dave Conklin (925 yards), Chris Rosier (726) and current NFL tight end/long snapper Mike Leach (653).

**Great Endings:** While he isn't currently working on an English writing degree, junior Adam Bratton has been giving the Tribe fans some great "endings" from his tight end position over the last four weeks. Bratton has elevated his game as the College has hit the stretch run. Of his 13 total receptions and 173 yards on the season, 11 catches and 155 yards, plus all four of his TDs, have come over the last five contests. This past weekend, he established career highs for catches with three and scored a TD. He turned in a career best two TD effort in the win over Richmond two weeks prior. In the win over James Madison, Bratton turned in his career-high yardage with 45 on just two catches.

Bratton's increased production has corresponded with his recovery from a painful hip injury sustained in the Tribe's win over Northeastern, which caused him to see limited action over the next three games. Also, he has needed to step up his game an additional notch after fellow tight end Matt Trinkle was put out of action in the win at Towson (four games ago).

**Rematch:** The last meeting between W&M and Delaware saw the College post a season-low 30 rushing yards. That performance, and corresponding difficult loss, seemed to light a fire under the Tribe's formidable front five, as the team has rebounded from that afternoon with its best rushing performances of the season, including the 298-yard effort vs. Hampton last weekend.

After gaining just 694 yards (258 attempts) through the first seven games (just after the Delaware game), the Tribe



*Senior WR John Pitts has had at least four catches and 60 receiving yards in his last four contests.*

has reversed the trend and produced 882 yards (on 189 attempts) over the final six games. The College was averaging just less than 2.7 yds/att after the contest with Delaware, but has now upped its season average to 3.7 yds/attempt.

Obviously, the heart of this turnaround comes from the play of the front five. Four of the Tribe's five offensive linemen; center **Pat Mulloy**, tackles **Matt Witham** and **Mike Grenz**, and guard **Ryan Lumm**; have started the majority of the last 22 games for the College, while sophomore guard **Cody Morris**, has started every game this season and was a key component in the playing rotation last year. This cohesiveness has given the Tribe outstanding pass blocking all season (having allowed just 17 sacks) and is starting to tell in the rushing game.

The College's starting line will hold a significant size advantage vs. the Blue Hens' defensive front, as the Tribe's six starters (including TE Adam Bratton) along the offensive front average 6-4, 285 pounds, compared to the Delaware defensive front that averages 6-3, 261 pounds. (See Tail of the Tape on Page 2).

**Did You Know?:** In his first full season as a starter, sophomore guard Cody Morris earned Second Team All-Atlantic 10 honors and extended an impressive streak that has seen at least one Tribe offensive lineman earn all-conference recognition since joining the league before the 1993 season. In all, 15 William and Mary offensive linemen have earned a total of 20 all-conference certificates in the 12 seasons the College has been a conference member.

Morris joins former guard Josh Beyer as the only Tribe lineman to earn the all-conference recognition as a sophomore. Beyer went on to earn All-American honors after both his junior and senior seasons of 1995 and 1996.

**Spectacularly Steady:** While on the subject of all-conference performances, Tribe senior tailback **Jon Smith** ran his way to his second career all-conference honors in 2004, as he was named to the A10's Third Team. Few backs in the league can boast of as long and as steady a career as Smith has provided for the College's backfield the better part of the last four seasons, as he has seen action in 43 career games.

A hard runner, whose experience allows him to excel at all the subtle alignments and assignments required of his position, Smith's best attribute is the fact he can do everything well. This season, he has teamed with sophomore tailback Elijah Brooks to provide quarterback Lang Campbell with an especially outstanding pair of blitz pickups in the passing game.

Starting with his season-best rushing performance vs. Towson (113 yards on 16 carries), Smith has scored at least one TD in each of the last five games, including a two-TD effort in the win over Hampton. Last week, in the win over HU, Smith rushed for a pair of touchdowns and 83 yards on 12 carries and pushed his season total to 671 yards (on 166 attempts). He currently second in the league in touchdown runs, with 13 on the year.

For his career, Smith ranks sixth on the Tribes's all-time rushing list with 2,433 yards. (Please see complete listing on page 18).

A typical effort for Smith came in the Tribe's win at James Madison. While he and Brooks combined to rush for only 40 yards on 17 carries, each found other ways to contribute, as the pair contributed six catches for 66 yards. Also, Smith hammered out a three-yard fourth quarter scoring jaunt. The TD run was only the third rushing TD that the Dukes had yielded to I-AA competition on the year.

**Familiar Territory:** Smith's pair of touchdowns vs. the Pirates moved his career total to 37, accumulated in his 43 career games. His 13 rushing TDs on the season tied his personal single-season high he set as a true freshman, when he recorded 13 in 2001. He is currently 10th, all-time, in the Atlantic 10 Conference, and trails only Flying Jack Cloud (45) in the Tribe's record books.

**Clutch Kicker:** Junior kicker Greg Kuehn was one of two Tribe players to earn first

team all-conference honors in 2004 and was also named the A10 Special Teams Player of the Year. The honor was his third in three years as the starter and has positioned him as one of the elite kickers in the nation. Much of his accolades have come as a result of his penchant for coming through with the clutch kicks throughout his 33 career games. Included in his late heroics was the game-winner vs. then 16th-ranked Northeastern in overtime earlier this season, but none really can compare to his coming through with the 46-yard game winner at then third-ranked James Madison.

In the face of a stiff breeze, which was gusting up to 20 mph throughout the game, Kuehn delivered a FG that sailed through the uprights with no time remaining on the game clock and put the College in charge of its own destiny, as far as post-season and conference title hopes were concerned.

This past weekend, Kuehn was not at his best, as he missed all three attempts from inside 40 yards. After having spent the majority of the season as the national leader in field goals, his average currently ranks him tied for sixth place among all I-AA kickers, while his 16 field goals (in 24 attempts) ranks as the second highest figure in the nation.

Kuehn has recorded three field goals in one game on three separate occasions this season and a total of six times in his career. Kuehn currently has 43 career FGs (on 63 attempts, .683 conversion %), a total that is the fourth-best in Tribe history and the fifth-best career total in the Atlantic 10 (see chart on page 18).

Kuehn's average of 8.2 points/game leads the team and is third in the A10.

Kuehn earned the Atlantic 10's Special Team's Player of the Week honors on two occasions this season. His first honor came when he provided all the points in the Tribe's 9-7 upset at then 10th-ranked New Hampshire. He was recognized again for his efforts against Northeastern, when he was no less valuable, and possibly even a little more clutch, as he accounted for 12 points on three field goals and three extra points. His final field goal of that afternoon came on a 28-yard effort in overtime and sealed the 38-35 win for the College.

Kuehn has already put himself in the Tribe's record book this season, as he has been true on all 50 of his extra point attempts. Against VMI (9/25), his first attempt marked the 51st-straight conversion, breaking former All-American Brett Sterba's school record of 50, set between the 1999 and 2000 seasons. Kuehn has now booted 94 consecutive extra points

and has not missed a PAT since the 2002 season (vs. Northeastern). For his career, Kuehn has converted 117 of his 118 XPT attempts (.993). His 117 career extra points ranks ties for sixth in the A10's all-time listing.

The College's success in the kicking game has been well documented over the seasons, as a Tribe place kicker has been named to the all-conference team in each of the last eight years. As has been previously mentioned, Kuehn now has earned the honor each of his three seasons as a starter and will be poised to finish next season as the only kicker to ever earn all-conference recognition four times.

The Tribe's school record for career field goals is held by current NFL stand-out, Steve Christie, who hammered out 57 career three-pointers. Two-time all-conference performer, Brian Shallcross is second with 48 treys, while Sterba sits in third with 46. Shallcross and Sterba currently hold the second and third positions on the A10's career field goal chart, respectively.

With at least one game remaining in his junior season, Kuehn seems on track to make a run at Christie's career mark, as he'll enter Saturday's game averaging better than one FG/start (43 FGs in 33 career games). For perspective's sake, Christie and Shallcross entered their senior seasons with 36 and 33 field goals, respectively.

**In Case You Missed It:** In the face of one of the league's top defensive units, and in front of a hostile crowd, Campbell came through with one of the finest performances of his career in throwing for a personal-best four TDs and 355 yards on a sparkling 20 completions in 30 attempts against the then third-ranked Delaware Blue Hens (10/23). The Blue Hen defense had yielded only five TD passes in its first six games coming into the contest, a figure that Campbell nearly equaled ... in the first quarter.

Campbell came out of the locker room with all guns blazing and connected on six of his first eight attempts for an amazing 173 yards and three TDs in the first quarter. The first quarter effort stands as the most passing yards in a single quarter in school history and ties Shawn Knight for most TD passes in quarter (2nd Quarter vs. Maine in 1993).

**More than One Way to Skin a (Wild)Cat:** Facing a near must-win situation against a surging Villanova squad that had won it previous three games by an average of better than 30 points, Campbell did a little of everything to fashion one of his more complete efforts on the season. Campbell

was at the center of an offensive attack that kept an outstanding Wildcat defense on its heels the entire afternoon. In addition to receiving Campbell's usually efficient passing (22 completions in 34 attempts for 232 yards and a touchdown), the Winchester, VA native aided in the ground game as well, rushing for a season-best 60 yards (on 10 attempts) and a touchdown.

Campbell now has rushed for seven TDs on the season, the most for a Tribe quarterback since 2005 W&M Athletics Hall of Fame Inductee Chris Hakel (1988-91) powered out 11 scores in the record-breaking 1990 season which saw the Tribe establish the school's single-season scoring (426 points) and total offense (6,438 in 13 games) standards.

### W&M INDIVIDUAL DEFENSIVE NOTES

**O'Connor Overpowering:** Junior defensive end **Adam O'Connor** has been a dominant force on the Tribe front line this season, and his efforts were rewarded in the form of a second team All-Atlantic 10 citation.

O'Connor is tied for second in the league with 8.0 sacks on the year, and he also ranks seventh with 13.5 total tackles for loss. His eight sacks this season are the most by a Tribe player since Luke Cullinane pulled down a school-record 12 quarterback sacks in 1996.

O'Connor was also named the Atlantic 10 Defensive Player of the Week on Nov. 7, for his efforts in the Tribe's crucial 37-29 victory over Villanova. O'Connor wreaked havoc in the Wildcats' backfield all afternoon, as he recorded three sacks in the contest, which was just a half-sack short of a W&M single-game record. The single-game record for sacks stands at 3.5, set by Cullinane in 1996, coincidentally against Villanova. O'Connor had five total tackles, all solo, and added another quarterback hurry against the Wildcats.

In his last three games, O'Connor has tallied 15 total tackles, including a season-high, nine-tackle performance in the win over JMU on Nov. 13. He registered a team-high 1.5 tackles for loss against the Dukes and swatted down one pass attempt.

Against Richmond, O'Connor was in on three stops, including his eighth sack of the season.

He recorded three total tackles in the first-round win over Hampton Saturday, including 1.5 for loss. He also recovered a crucial fumble in the fourth quarter that was caused by Jon Shaw and returned it to the Pirates' 45 to set up a W&M touchdown.

**All-Around Effort:** Junior defensive back **Stephen Cason** joined O'Connor on the All-Atlantic 10 Second Team, a significant accomplishment, after Cason missed the entire 2003 season.

Driving back to his native Richmond in a treacherous summer downpour prior to the 2003 season, Cason was involved in a single-car accident that left him pinned under his vehicle with a broken neck. After extensive rehabilitation, Cason was cleared to play again just in time for 2004 summer camp.

He had an immediate impact in his first game back, forcing a fumble that led to a Tribe touchdown in the season-opening, 49-38, loss at Division I-A North Carolina. Against the Tar Heels, Cason recorded six total tackles, including five solo, and also broke up a pass. The forced fumble came on a cornerback blitz, as he came down the line and stripped UNC quarterback Darian Durant.

Cason had perhaps his best all-around performance in the Tribe's 27-24 victory at fourth-ranked JMU on Nov. 13. He was third on the squad, and one of four W&M players in double-figure tackles, with 10 total stops, including six solos. He also made one of the key plays of the day, recovering a fumble that was caused by linebacker **Chris Ndubueze**, when the JMU quarterback attempted to stretch the ball across the first-down marker. The recovery led to a three-yard TD run by **Jon Smith** three plays later, which gave the Tribe its first lead of the game at 24-17 with 5:40 remaining.

In addition to his defensive chores, Cason reclaimed the kickoff return duties for the Tribe, taking three kicks back for a total of 77 yards, which included a long of 27.

Against Hampton on Saturday, Cason registered eight total tackles, six solos, including a key sack that resulted in a 12-yard loss. He also returned three kickoffs for a total of 61 yards, including a long of 30.

On the year, Cason has tallied 67 total tackles, which ranks fourth on the squad, and has 7.5 tackles for loss and 2.5 sacks to his credit. He ranks ninth in the A10 in kickoff return average, gaining 22.7 yards per return.

**Break-out Season:** With most of the preseason media attention aimed at all-conference linebacker **Travis McLaurin**, this season has truly been a breakthrough for the Tribe's other junior LB, **Chris Ndubueze**, who this week was named to the All-Atlantic 10 Second Team.

Ndubueze has emerged as one the

defenses key contributors, registering a career and team-high 100 total tackles this season. He had four double-digit games to his credit, including a personal-best 16-tackle effort in the slop at 10th-ranked New Hampshire on Sept. 18. In the 9-7 win over the Wildcats, Ndubueze was in on 10 solo stops, a season-high for the Tribe.

He recorded his first career interception in the 41-16 win over Towson on Oct. 30 and returned it 10 yards, eventually leading to a 32-yard field goal by Greg Kuehn.

In the win over Hampton Saturday, Ndubueze had one of the many key defensive plays in the fourth quarter. With the Tribe clinging to a 35-28 lead, Hampton gained possession at the Tribe's 30-yard line after an interception. The Pirates moved six yards on three rushing plays to start the drive, and faced with fourth-and-four at the 24, decided to go for it.

Pirates' quarterback Princeton Shepherd dropped back to pass on fourth down, was pursued by Ndubueze and dropped for a 16-yard loss, turning the ball over to W&M on downs. The Tribe went 60 yards on four plays after the sack, capped by Jon Smith's four-yard TD run to take a 42-28 advantage with 1:56 remaining.

Perhaps Ndubueze's biggest play of the season came in the 27-24 victory at fourth-ranked James Madison on Nov. 13, when he forced a fumble in the fourth quarter, as the JMU quarterback attempted to stretch the ball over the first-down line on third-and-short. Stephen Cason recovered the fumble and the momentum swung clearly in fa-



*All-conference DE Adam O'Connor greets Joe Nicholas after he recovered a fumble in the fourth quarter Saturday against Hampton.*



vor of the Green and Gold, as Jon Smith scored from five yards out three plays later to give W&M its first lead of the game 24-17. Ndubueze tallied 12 total tackles, including six solos, against the Dukes.

**The Last Line:** Another key component of the defense's improvement this season has been the play of secondary-leader free safety **James Miller**. In terms of tackles, the junior is second to only Ndubueze on the squad with 95 total stops, while Miller leads the team with three interceptions and 12 passes defended. He has four double-digit tackle games on his resume, including a 15-tackle performance in the season-opener at I-A North Carolina.

Miller's three interceptions came in consecutive games against VMI, Northeastern and Liberty, with maybe the biggest in the Tribe's 38-35 overtime win over the 16th-ranked Huskies on Oct. 2.

With the Tribe trailing 28-27 late in the fourth quarter, Miller stepped in front of a pass from NU quarterback Shawn Brady in the end zone with 3:24 remaining in the game. A Huskies' TD would almost certainly have sealed W&M's fate, instead the Tribe offense took over at its 20-yard line and two plays later Lang Campbell hit Dominique Thompson on a 77-yard TD pass for the go-ahead score.

At Liberty, Miller struck in the fourth quarter once again, returning his third pick of the season 70 yards to set up Jon Smith's 1-yard TD run.

He earned Quarterback Club defensive player of the week honors for efforts in the win at JMU, when he tallied 11 total tackles.

**Shaw Coming on Strong:** Reading through the Cashing In note, you may have noticed junior strong safety **Jon Shaw** has come up with some big-time plays for the Tribe defense in the last two games.

In the regular season finale against Richmond Nov. 20th, Shaw recorded four solo tackles, including his first sack of the season, and registered his second interception of the season. The INT came in the decisive third quarter, when W&M outscored the Spiders 24-0 en route to a 38-14 victory.

Saturday, in the first round of the NCAA I-AA Playoffs against Hampton, Shaw tallied a team and career-high nine total tackles, including a solo stop for a loss. As previously mentioned, he also caused a critical turnover in the fourth quarter, breaking up a pitch from the Pirates' quarterback at the HU 47-yard

line. The fumble was recovered by Adam O'Connor, and on the Tribe's first offensive play from scrimmage, Lang Campbell and Dominique Thompson hooked up on a 45-yard scoring pass to the College ahead for good, 35-28.

On the season, Shaw ranks fifth on the team with 61 total tackles and has contributed 3.5 tackles for loss, one sack, a pair of interceptions and six pass break-ups, in addition to his key forced fumble Saturday against Hampton.

**Backing the Line:** In addition to the outstanding play of all-conference linebacker **Chris Ndubueze** (see Break-out Season Note in Individual Defensive Notes), the Tribe defense has been lifted by the emergence of another duo of talented linebackers in sophomore **Ryan Nickell** and junior **Thad Wheeler**.

Nickell has been a steady contributor for the Tribe this season, ranking among the team leaders in tackles, tackles for loss and interceptions. He has recorded at least one TFL in his last three games, which includes a career-high 10-tackle effort in the 27-24 win at JMU Nov. 13.


Both of his interceptions came against VMI in the season's third game, as he picked off the Keydet quarterback on consecutive VMI snaps.

Nickell is third on the squad with 68 total stops this season and ranks second with 10.5 tackles for loss. In addition to his two picks, he has contributed a sack, two pass break-ups and a blocked extra-point attempt.

Wheeler saw his first extensive action of the season in the Homecoming win over Rhode Island on Oct. 16, when all-conference linebacker Travis McLaurin went down with a knee injury. Wheeler came in a recorded a career-high 16 tackles in the game, more than doubling his entire season-total prior to the game. He followed that performance with his first career start at Delaware on Oct. 23, making nine total stops, including a TFL.

Including his career afternoon against URI, Wheeler has tallied 52 total tackles, the third-most on the team during that span. He has also contributed five TFLs, a sack and two pass break-ups.

**Mesi on the Mark:** Senior punter **Mike Mesi** was named to the third team all-conference squad for the second straight year, after another solid season for the Tribe's special teams. Mesi has come on strong as the season has worn down, averaging better than 40 yards per punt in six of the last eight games. He ranks third in the A10 with an average of 39.2 yards per punt and 12 of his kicks have been downed inside



*Sophomore LB Ryan Nickell punishes an HU running back on Saturday. He ranks third on the team with 68 total tackles and second with 10.5 TFL.*

the opponent's 20.

Mesi had an outstanding game against Villanova on Nov. 6 and perhaps, had one of the biggest plays of the game.

Midway through the third quarter, with the game tied at 21-21, Mesi uncorked a 55-yard punt that was downed at the Villanova two-yard line. Three plays later, the Wildcats were forced to punt and the snap sailed out of the end zone for a safety.

Mesi punted four times in the game for an average of 43.0 yards per kick and three of his four punts were downed inside the Wildcats' 20-yard line.

At JMU on Nov. 13, Mesi's kicking numbers may not have been quite as attractive, but the punter made two spectacular plays that didn't show up in the final stats. He twice corralled low snaps that skipped off JMU's slick artificial surface, preventing any losses or blocked punts on the plays. He punted three times for 105 yards, including a long of 42.

Against Richmond on Nov. 20, Mesi punted four times for an average of 42.0 yards and three of his four kicks were downed inside the 20.

# THE TRIBE IN 2004

Overall: 10-2  
 At home: ..... 6-0  
 Away:.....4-2  
 On grass: .....7-2  
 On turf: .....3-0  
  
 A-10 overall: .....7-1  
 A-10 home: .....4-0  
 A-10 road: .....3-1

By Month:  
 September: .....2-1  
 October: .....4-1  
 November: .....4-0

When scoring first.....5-2  
 When opponent scores first.....5-0  
 When scoring 20+ points .....9-2  
 When scoring less than 20 points.....1-0  
 When leading at half .....5-1  
 When trailing at half .....4-1  
 When tied at half .....1-0  
 When leading after 3 qtrs .....7-1  
 When trailing after 3 qtrs .....1-1  
 When tied after 3 qtrs.....2-0  
 When out-passing opponent.....9-2  
 When out-rushing opponent.....7-0  
 When out-gaining opp. (total off.) ....8-0  
 When out-gained by opp.....2-2  
 With 35+ passing attempts .....3-1  
 With less than 35 passing attempts ...7-1  
 With 30+ rushing attempts .....9-1  
 With less than 30 rush attempts .....1-1  
 When leading TOP .....7-1  
 When trailing TOP .....3-1  
 With an individual 100-yd rusher .....2-0  
 With an individual 200-yd passer .....7-2  
 With an individual 100-yd receiver ..4-2  
 With opponent 100-yd rusher .....3-1  
 With opponent 200-yd passer .....4-2  
 With opponent 100-yd receiver.....2-1  
 When leading turnover ratio .....5-1  
 When trailing turnover ratio.....2-1



## W&M SINGLE SEASON RECORD WATCH (Through 11/27 - Hampton)

**Receiving Yards in a season**

1.	1,393	Rich Musinski	2001
2.	<b>1,304</b>	<b>Dominique Thompson</b>	<b>2004</b>
3.	1,180	Mark Compher	1990
4.	1,140	Rich Musinski	2002
5.	1,110	Ron Gillam	1985
6.	1,096	Josh Whipple	1996
7.	950	Corey Ludwig	1993
8.	930	Mike Sutton	1983
9.	925	David Conklin	1998
10.	911	Kurt Wrigley	1982

**Receptions in a season**

1.	73	Michael Clemons	1986
2.	70	Michael Clemons	1985
3.	69	Ron Gillam	1985
	69	Glen Bodnar	1984
5.	67	Chuck Albertson	1966
6.	66	Mike Sutton	1983
7.	65	Josh Whipple	1996
8.	64	Mark Compher	1990
9.	63	Rich Musinski	2003
10.	<b>62</b>	<b>Dominique Thompson</b>	<b>2004</b>

**Passing Yards in a season**

1.	3,414	Chris Hikel	1990
2.	<b>3,331</b>	<b>Lang Campbell</b>	<b>2004</b>
3.	3,166	Mike Cook	1996
4.	3,028	Mike Cook	1998
5.	2,974	Chris Hikel	1991
6.	2,962	Stan Yagiello	1985
7.	2,808	Dave Corley, Jr.	2001
8.	2,801	Stan Yagiello	1984
9.	2,674	Dave Corley, Jr.	2002
10.	2,609	Ken Lambiotte	1986

**Total Offense in a season**

1.	<b>3,609</b>	<b>Lang Campbell</b>	<b>2004</b>
2.	3,466	Chris Hikel	1990
3.	3,159	Mike Cook	1996
4.	3,143	Dave Corley, Jr.	2001
5.	3,057	Mike Cook	1998
6.	3,013	Stan Yagiello	1985
7.	2,950	Chris Hael	1991
8.	2,939	Dave Corley, Jr.	2000
9.	2,774	Dave Corley, Jr.	2002
10.	2,730	Stan Yagiello	1984

**Passes Completed in a season**

1.	261	Stan Yagiello	1984
2.	246	Mike Cook	1998
3.	245	Chris Hikel	1990
4.	240	Stan Yagiello	1985
5.	<b>238</b>	<b>Lang Campbell</b>	<b>2004</b>
6.	233	Ken Lambiotte	1986
7.	232	Chris Hikel	1991
8.	210	Mike Cook	1996
9.	200	Dave Corley, Jr.	2002
10.	199	Dave Murphy	1983

**TD Passes in a season**

1.	26	Mike Cook	1998
	26	Mike Cook	1996
3.	<b>24</b>	<b>Lang Campbell</b>	<b>2004</b>
4.	23	Kenny Lambiotte	1986
	23	Stan Yagiello	1985
5.	22	Shawn Knight	1993
	22	Chris Hikel	1990
	22	Lang Campbell	2003
9.	21	Dave Corley, Jr.	2002
	21	Dave Corley, Jr.	2001

**Total Points in a Season**

1.	114,	Robert Green	1990
2.	102,	Jack Cloud	1947
3.	99,	Red Maxey	1930
4.	<b>98,</b>	<b>Greg Kuehn</b>	<b>2004</b>
5.	90,	Steve Christie	1989
	90,	Vito Ragazzo	1949

## CAMPBELL/SMITH/KUEHN CAREER WATCH

**W&M Career Passing Yards**

1.	9,805	Dave Corley, Jr.	1999-02
2.	8,249	Stan Yagiello	1981-85
3.	7,295	Mike Cook	1995-98
4.	7,025	Chris Hikel	1988-91
5.	<b>5,837</b>	<b>Lang Campbell</b>	<b>2001-</b>
6.	5,705	Shawn Knight	1991-94
7.	4,536	Chris Garrity	1979-81
8.	4,019	Tom Rozantz	1975-78
9.	3,361	Dan Darragh	1965-67
10.	3,087	Dave Murphy	1980-83

**W&M Career Total Offense Yards**

1.	10,948	Dave Corley, Jr.	1999-02
2.	8,168	Stan Yagiello	1981-85
3.	7,245	Mike Cook	1995-98
4.	7,058	Chris Hikel	1988-91
5.	<b>6,447</b>	<b>Lang Campbell</b>	<b>2001-</b>
6.	6,408	Shawn Knight	1991-94
7.	5,385	Tom Rozantz	1975-78
8.	4,589	Bill Deery	1972-74
9.	4,320	Chris Garrity	1979-81
10.	3,749	Derek Fitzgerald	1992-95

**W&M Career Passing Touchdowns**

1.	73	Dave Corley, Jr.	1999-02
2.	62	Mike Cook	1995-98
3.	51	Stan Yagiello	1982-85
4.	<b>48</b>	<b>Lang Campbell</b>	<b>2001-</b>
5.	46	Shawn Knight	1991-94
6.	43	Chris Hikel	1988-91
7.	36	Buddy Lex	1946-49
8.	30	Dan Darragh	1965-67
9.	27	Chris Garrity	1979-81
10.	25	John Brosnahan	1985-88

**W&M Career Rushing Yards**

1.	3,744	Derek Fitzgerald	1992-95
2.	3,543	Robert Green	1988-90
3.	2,949	Troy Keen	1992-95
4.	2,750	Alvin Porch	1994-97
5.	2,534	Tyrone Shelton	1987-90
6.	<b>2,433</b>	<b>Jon Smith</b>	<b>2001-</b>
7.	2,404	Jim Kruis	1975-77
8.	2,401	Bill Deery	1972-74
9.	2,216	Hameen Ali, III	1997-00
10.	2,171	Phil Mosser	1970-71

**Atlantic 10 Career Field Goals**

1.	50	Chris Onorato, HU	2001-04
2.	48	Brian Shallcross, W&M	1994-97
3.	46	Brett Sterba, W&M	1997-00
4.	44	Brandon Hanes, NU	1994-97
5.	<b>43</b>	<b>Greg Kuehn, W&amp;M</b>	<b>2002-</b>
6.	41	Rob Courter, UR	1987-90
7.	39	John Coursey, JMU	1993-96
8.	38	Casey Hannon, VU	1998-01
	38	Matt Walker, URI	1995-98
10.36		Domingo Carlos, UC	1981-83

# William and Mary Football ALPHABETICAL ROSTER

No.	Name	Cl.	Pos.	Ht.	Wt.	High School	Hometown
36	Allen, Kevin	Fr.	DB	6-3	187	Highland Springs	Richmond, VA
64	Bowles, Jason	RF	DL	6-3	240	Phoebus	Hampton, VA
40	Bratton, Adam	Jr.	TE	6-4	250	Montoursville	Montoursville, PA
9	Brooks, Elijah	So.	TB	5-9	205	DeMatha	Largo, MD
42	Brown, Jerrett	Fr.	DB	6-0	185	Hopewell	Hopewell, VA
84	Burrow, Brandon	RF	DB	5-9	175	Colonial Heights	Colonial Heights, VA
12	Campbell, Lang	Sr.	QB	6-3	205	Handley	Winchester, VA
22	Cason, Stephen	Jr.	DB	6-0	202	James River	Richmond, VA
67	Cochran, Brent	RF	OL	6-4	280	South Lakes	Reston, VA
32	Coley, Delmus	So.	RB	5-9	195	Floyd Kellam	Virginia Beach, VA
37	Cox, Derek	Fr.	WR/DB	6-1	165	J.H. Rose	Winterville, NC
41	Cramer, Alex	RF	DB	5-11	180	Frank W. Cox	Virginia Beach, VA
15	Davis, Corey	So.	WR	6-1	190	Deep Creek	Chesapeake, VA
81	Ely, Mark	RF	WR	5-11	180	Unionville	Kennett Square, PA
43	Faha, Chris	Jr.	FB	6-2	210	Good Counsel	Silver Springs, MD
62	Falbo, Graham	RF	OL	6-0	240	Westfield	Centreville, VA
79	Grant, Michael	Fr.	OL/DL	6-5	270	Notre Dame	Wrightstown, NJ
75	Grenz, Michael	Jr.	OL	6-3	282	Wayne Hills	Wayne, NJ
95	Griffin, Jr., Jerome	Jr.	DL	6-3	240	Crestwood	Sumter, SC
76	Haley, Michael	Fr.	OL/DL	6-1	240	Great Bridge	Chesapeake, VA
51	Harrell, Wade	Sr.	DL	6-3	240	Smithfield	Smithfield, VA
53	Hiteshaw, Luke	Fr.	OL/DL	6-1	265	Mount St. Joseph	Baltimore, MD
28	Holmes, DeBrian	Fr.	RB	5-10	180	Woodside	Fort Eustis, VA
88	Holston, Nathan	So.	WR	6-0	190	Monacan	Richmond, VA
48	Horvath, Ryan	RF	FB	6-1	220	Midlothian	Midlothian, VA
80	Houff, David	Fr.	RB/LB	6-1	195	Blacksburg	Blacksburg, VA
17	Jackson, Paris	RF	WR	6-1	200	Westfield	Centreville, VA
92	Jones, Ryan	RF	DL	6-3	240	Blacksburg	Blacksburg, VA
96	Kelly, Justin	Sr.	DL	6-2	260	Lafayette	Williamsburg, VA
45	Kimber, Chris	Jr.	DB	6-2	212	Watkins Mill	Gaithersburg, MD
25	Kuehn, Greg	Jr.	PK	6-3	200	Potomac Falls	Potomac Falls, VA
61	Larkins, Josh	Fr.	OL/DL	6-1	285	Toms River North	Toms River, NJ
63	Lumm, Ryan	Jr.	OL	6-3	270	Santa Margarita	Mission Viejo, CA
33	Lustig, Josh	Sr.	WR	5-9	175	Cathedral Prep	Erie, PA
86	Mack, Elliott	Fr.	WR	5-11	185	Delbarton	Irvington, NJ
66	Maddux, Mark	Fr.	DL	6-2	260	Benedictine	Midlothian, VA
16	Marianacci, Joe	Fr.	WR	6-1	180	Wyoming Area	West Pittston, PA
56	Mazur, Danny	RF	LB	6-0	217	Middleton	Middleton, WI
99	McCarthy, Mike	Sr.	DL	6-3	270	Cumberland Valley	Mechanicsburg, PA
52	McLaurin, Travis	Jr.	LB	5-11	240	Thomas McKean	Wilmington, DE
23	McLaurin, Trevor	So.	RB	5-11	225	Thomas McKean	Wilmington, DE
13	Mesi, Mike	Sr.	P	6-0	195	Monmouth Regional	Eatontown, NJ
21	Miller, James	Jr.	DB	6-1	195	Lake Taylor	Norfolk, VA
87	Mitchell, Trey	Fr.	PK	5-10	165	Radford	Radford, VA
68	Morris, Cody	So.	OL	6-4	285	Hazelton Area	Jeansville, PA
4	Muldrow, Leonard	So.	LB	5-9	180	Ocean Lakes	Virginia Beach, VA
59	Mulloy, Patrick	Jr.	OL	6-4	300	Salesianum	West Chester, PA
82	Muro, Evan	Fr.	OL/DL	6-6	235	Warwick	Newport News, VA
54	Ndubueze, Chris	Jr.	LB	6-1	237	DeMatha	Lanham, MD

No.	Name	Cl.	Pos.	Ht.	Wt.	High School	Hometown
57	Neely, Brian	So.	OL	6-4	290	Lee Davis	Mechanicsville, VA
27	Nicholas, Joe	RF	WR	6-3	205	Hazelton Area	Sugarloaf, PA
55	Nickell, Ryan	So.	LB	6-2	210	Tabb	Yorktown, VA
90	O'Brien, Eric	Fr.	DL	6-2	250	Delone Catholic	Abbottstown, PA
97	O'Connor, Adam	Jr.	DL	6-7	275	Ragsdale	Greensboro, NC
39	O'Neil, T.J.	RF	LB	6-1	220	Tabor Academy	Duxbury, MA
98	Oliver, Justin	RF	TE/OL	6-4	295	Gettysburg	Fairfield, PA
46	Otey, Matt	RF	RB	5-11	220	Hershey	Hershey, PA
38	Page, David	RF	DB	5-9	180	Cardinal Mooney	Sarasota, FL
26	Parrott, LeVince	So.	FB	5-10	215	Lafayette	Williamsburg, VA
6	Patterson, Corey	Sr.	DB	5-11	190	New Kent	New Kent, VA
5	Patterson, Craig	Sr.	DB	5-11	202	New Kent	New Kent, VA
58	Pendleton, Larry	Jr.	DL	6-3	285	Booker T. Washington	Norfolk, VA
98	Phillips, Brett	Fr.	WR	6-2	185	Seattle Prep	Seattle, WA
18	Phillips, Jacob	Fr.	QB	6-3	195	Bath County	Warm Springs, VA
19	Pitts, Jr., John	Sr.	WR	6-3	215	East Forsyth	Kernersville, NC
10	Potts, Michael	RF	QB	6-4	215	Middletown	Middletown, DE
91	Pritchard, Blair	So.	K	5-11	209	Atlee	Mechanicsville, VA
74	Pugh, Brandon	RF	DL	6-3	225	Indian River	Chesapeake, VA
50	Reyher, Todd	Fr.	LB/RB	6-0	205	Lafayette	Williamsburg, VA
65	Ridjaneck, Matt	Jr.	OL	6-5	265	Center	Monaca, PA
24	Riley, Richard	So.	DB	6-1	175	Gaithersburg	Gaithersburg, MD
44	Rutter, Josh	Fr.	LB	6-2	210	Francis Scott Key	Union Bridge, MD
70	Shafraan, Jonathan	Fr.	OL/DL	6-3	270	Langley	Great Falls, VA
35	Shaw, Jonathan	Jr.	DB	6-0	190	Lake Brantley	Altamonte Springs, FL
47	Shepherd, Marcus	RF	LB	5-11	200	Parkdale	Landover, MD
60	Skibinski, Ryan	Fr.	OL/DL	6-1	250	Jefferson Forest	Lynchburg, VA
31	Slye, Cedric	So.	DB	5-10	182	St. John's	Washington, D.C.
2	Smith, Jon	Sr.	RB	6-1	220	Country Day	Cincinnati, OH
98	Spencer, Christopher	Fr.	DB	5-7	155	Mt. Vernon	Alexandria, VA
71	Stewart, Brad	RF	OL	6-3	280	Bethel Park	Bethel Park, PA
29	Stout, Zachary	So.	DB	5-10	185	Lee Davis	Mechanicsville, VA
14	Taylor, Christian	So.	QB	6-4	210	Grafton	Yorktown, VA
11	Taylor, John	So.	WR	6-3	210	St. Albans	Washington, D.C.
49	Thomas, Jeff	Fr.	LB/RB	6-1	225	Lee Davis	Mechanicsville, VA
3	Thompson, Dominique	Sr.	WR	6-1	190	Riverside	Durham, NC
89	Tomon, Cody	Fr.	WR	6-0	185	St. Ignatius	Bricksville, OH
85	Trinkle, Matt	So.	TE	6-5	249	Allentown C. Catholic	Whitehall, PA
83	Troester, Jordan	So.	TE	6-3	225	New Kent	Providence Forge, VA
69	Turner, William	RF	LB	6-1	220	Franklin County	Wirtz, VA
30	Viola, Tony	RF	RB	6-1	230	Stonewall Jackson	Broadway, VA
93	Watson, Jonas	Jr.	DL	6-2	240	Bethel	Hampton, VA
34	Wheeler, Thad	Jr.	LB	6-1	215	Sequoyah	Canton, GA
8	Wheeling, Alan	So.	DB	5-9	170	Pulaski County	Dublin, VA
77	Williamson, Brian	So.	DL	6-4	240	Whiteville	Nakina, NC
78	Witham, Matthew	Sr.	OL	6-6	330	Tatnall School	Newark, DE
94	Wright, Josh	So.	DL	6-2	235	Amherst County	Madison Heights, VA

William and Mary Pronunciation Guide

Chris Faha - FAY	Mike Mesi - ME-see	Jordan Troester - TRO-ster
Greg Kuehn - KEEN	Chris Ndubueze - N-do-bwee-zee	Tony Viola - VEE-ola
Joe Marianacci - mary-uh-notch-ee	Matt Otey - Odie	Matthew Witham - WITH-um
Danny Mazur - MAH-zer	Cody Tomon - TAH-mon	

# WILLIAM AND MARY FOOTBALL NUMERICAL ROSTER

2	Smith, John	RB	36	Allen, Kevin	DB	68	Morris, Cody	OL
3	Thompson, Dominique	WR	37	Cox, Derek	WR/DB	69	Turner, William	LB
4	Muldrow, Leonard	LB	38	Page, David	DB	70	Shafraan, Jonathan	OL/DL
5	Patterson, Craig	DB	39	O'Neill, T.J.	LB	71	Stewart, Brad	OL
6	Patterson, Cory	DB	40	Bratton, Adam	TE	74	Pugh, Brandon	DL
8	Wheeling, Alan	DB	41	Cramer, Alex	DB	75	Grenz, Michael	OL
9	Brooks, Elijah	RB	42	Brown, Jerrett	DB	76	Haley, Michael	OL/DL
10	Potts, Michael	QB	43	Faha, Chris	FB	77	Williamson, Brian	DL
11	Taylor, John	WR	44	Rutter, Josh	LB	78	Witham, Matthew	OL
12	Campbell, Lang	QB	45	Kimber, Chris	DB	79	Grant, Michael	OL
13	Mesi, Mike	P	46	Otey, Matt	RB	80	Houff, David	RB/LB
14	Taylor, Christian	QB	47	Shepherd, Marcus	LB	81	Ely, Mark	WR
15	Davis, Corey	WR	48	Horvath, Ryan	FB	82	Muro, Evan	OL/DL
16	Marianacci, Joe	WR	49	Thomas, Jeff	LB/RB	83	Troester, Jordan	TE
17	Jackson, Paris	WR	50	Reyher, Todd	LB	84	Burrow, Brandon	DB
18	Phillips, Jacob	QB	51	Harrell, Wade	DL	85	Trinkle, Matt	TE
19	Pitts, John	WR	52	McLaurin, Travis	LB	86	Mack, Elliott	WR
21	Miller, James	DB	53	Hiteshew, Luke	OL	87	Mitchell, Trey	PK
22	Cason, Stephen	DB	54	Ndubueze, Chris	LB	88	Holston, Nathan	WR
23	McLaurin, Trevor	RB	55	Nickell, Ryan	LB	89	Tomon, Cody	WR
24	Riley, Richard	DB	56	Mazur, Danny	LB	90	O'Brien, Eric	DL
25	Kuehn, Greg	PK	57	Neely, Brian	OL	91	Pritchard, Blair	K
26	Parrott, LeVince	FB	58	Pendleton, Larry	DL	92	Jones, Ryan	DL
27	Nicholas, Joe	WR	59	Mulloy, Patrick	OL	93	Watson, Jonas	DL
28	Holmes, DeBrian	RB	60	Skibinski, Ryan	OL/DL	94	Wright, Josh	DL
29	Stout, Zachary	DB	61	Larkins, Josh	DL	95	Griffin, Jerome	DL
30	Viola, Tony	RB	62	Falbo, Graham	OL	96	Kelly, Justin	DL
31	Slye, Cedric	DB	63	Lumm, Ryan	OL	97	O'Connor, Adam	DL
32	Coley, Delmus	RB	64	Bowles, Jason	DL	98	Oliver, Justin	OL
33	Lustig, Josh	WR	65	Ridjaneck, Matt	OL	99	McCarthy, Mike	DL
34	Wheeler, Thad	LB	66	Maddux, Mark	DL		Spencer, Christopher	DB
35	Shaw, Jonathan	DB	67	Cochran, Brent	OL		Phillips, Brett	WR

## WILLIAM AND MARY FOOTBALL 2004 GAME-BY-GAME STARTERS

	UNC	UNH	VMI	Northeastern	Liberty	URI	Delaware	Towson	Villanova	IMU	Richmond
QB	Campbell	Campbell	Campbell	Campbell	Campbell	Campbell	Campbell	Campbell	Campbell	Campbell	Campbell
TB	Smith	Smith	Smith	Smith	Smith	Smith	Smith	Smith	Smith	Smith	Smith
FB	Trinkle*	Nicholas^	Nicholas^	Nicholas^	Nicholas^	Bratton*	Pitts^	Pitts^	Pitts^	Pitts^	Pitts^
WR	Lustig	Lustig	Pitts	Pitts	Pitts	Nicholas	Nicholas	Nicholas	Nicholas	Nicholas	Nicholas
WR	Thompson	Thompson	Thompson	Thompson	Thompson	Thompson	Thompson	Thompson	Thompson	Thompson	Thompson
TE	Bratton	Bratton	Bratton	Bratton	Trinkle	Trinkle	Trinkle	Trinkle	Bratton	Bratton	Bratton
LT	Witham	Witham	Witham	Witham	Witham	Witham	Witham	Witham	Witham	Witham	Witham
LG	Lumm	Lumm	Lumm	Lumm	Lumm	Lumm	Lumm	Lumm	Lumm	Lumm	Lumm
C	Mulloy	Mulloy	Mulloy	Mulloy	Mulloy	Mulloy	Mulloy	Mulloy	Mulloy	Mulloy	Mulloy
RG	Morris	Morris	Morris	Morris	Morris	Morris	Morris	Morris	Morris	Morris	Morris
RT	Grenz	Grenz	Grenz	Grenz	Grenz	Grenz	Grenz	Grenz	Grenz	Grenz	Grenz
DE	Watson	Wright	Wright	Wright	Wright	Wright	Wright	Wright	Wright	Wright	Wright
DE	O'Connor	O'Connor	O'Connor	O'Connor	O'Connor	O'Connor	O'Connor	O'Connor	O'Connor	O'Connor	O'Connor
DT	McCarthy	McCarthy	McCarthy	McCarthy	McCarthy	McCarthy	McCarthy	McCarthy	McCarthy	McCarthy	McCarthy
DT	Kelly	Pendleton	Pendleton	Pendleton	Kelly	Kelly	Pendleton	Kelly	Kelly	Kelly	Kelly
LB	Ndubueze	Ndubueze	Ndubueze	Ndubueze	Ndubueze	Ndubueze	Ndubueze	Ndubueze	Ndubueze	Ndubueze	Ndubueze
LB	McLaurin	McLaurin	McLaurin	McLaurin	McLaurin	McLaurin	Wheeler	Wheeler	Wheeler	McLaurin	Wheeler
LB	Nickell	Nickell	Nickell	Nickell	Nickell	Nickell	Nickell	Nickell	Nickell	Nickell	Nickell
S	Shaw	Shaw	Shaw	Shaw	Shaw	Shaw	Shaw	Shaw	Shaw	Shaw	Shaw
S	Miller	Miller	Miller	Miller	Miller	Miller	Miller	Miller	Miller	Miller	Miller
CB	Wheeling	Wheeling	Wheeling	Wheeling	Wheeling	Wheeling	Cason	Cason	Cason	Cason	Cason
CB	Riley	Riley	Riley	Riley	Cason	Riley	Riley	Riley	Riley	Riley	Riley
	<b>Hampton</b>	<b>Delaware</b>									
QB	Campbell										
TB	Smith										
FB	Pitts^										
WR	Nicholas										
WR	Thompson										
TE	Bratton										
LT	Witham										
LG	Lumm										
C	Mulloy										
RG	Morris										
RT	Grenz										
DE	Wright										
DE	O'Connor										
DT	Kelly										
DT	McCarthy										
LB	Ndubueze										
LB	Wheeler										
LB	Nickell										
SS	Shaw										
FS	Miller										
CB	Cason										
CB	Riley										

\*Started with two tight ends and no FB. ^Started with 3 receivers and no FB.

# THE LAST TIME IT HAPPENED...

## TEAM

Shut out an opponent ..... 34-0, at VMI, 9/8/01  
 Was shut out ..... 0-14, at Delaware, 11/1/97  
 Consecutive shutouts ... at NU (32-0), at UNH (39-0), 1995  
 Scored 90+ points ..... 95-0, vs. Bridgewater, 1931  
 Scored 80-89 points ..... 81-0, vs. Bridgewater, 1930  
 Scored 70-79 points ..... 77-0, vs. Bridgewater, 1932  
 Scored 60-69 points ..... 62-31, vs. VMI, 9/14/02  
 Scored 50-59 points ..... 59-21, vs. Richmond, 11/22/03  
 Consecutive 50+ games ... at NU (53), vs. VU (51), 1993  
 Consecutive 40+ games. vs. VMI (62), vs. Delaware (45), 2002  
 Passed for 400+ yards ..... 426, vs. NU, 10/28/00  
**Passed for 300-399 yards ..... 323, at JMU, 11/13/04**  
 \* **Passed for 200-299 yards ..... 294, vs. Hampton, 11/27/04**  
 Rushed for 400+ yards ..... 433, vs. Villanova, 10/23/99  
 Rushed for 300-399 yards ..... 353, at VMI, 10/23/99  
 \* **Rushed for 200-299 yards ..... 298, vs. Hampton, 11/27/04**  
 \* **Rushed/Passed for 200+ yards ..... vs. Hampton, 11/27/04**  
     **(298 rush, 294 pass)**  
 Had 600+ yds of total offense ..... 609, vs. VMI, 9/14/02  
 \* **Had 500-599 yds of total offense ..... 592, vs. Hampton, 11/27/04**  
 Had two players rush for 100 yards ..... vs. URI, 10/7/95  
**Had two players with 100+ rec. yds. .... vs. NU, 10/2/04**  
**Held opp. under 50 rush yards ..... 49, vs. VMI, 9/25/04**  
 Held opp. under 50 pass yards ..... 44, vs. URI, 11/9/02  
 Held opp. under 100 yards total off. .... 82, at Bucknell, 9/21/96  
 Allowed 600+ yards of total off. .... 638, at WMU, 9/6/03  
**Allowed 500-599 yards total off ..... 575, at UNC, 9/4/04**  
**Was held under 50 rush yards ..... 30, at UD, 10/23/04**  
 Was held under 50 pass yards ..... 30, vs. Boston, 9/19/92  
 Was held under 100 yards total offense ..... None post 1981  
**Blocked a punt ..... vs. URI, 10/16/04**  
**Blocked a field goal ..... vs. UR, 40-yard att., 11/20/04**  
 Returned a blocked punt for TD ..... at URI, 12 yds, 9/7/96  
**Had a punt blocked ..... at Delaware, 10/23/04**  
 Had a blocked punt returned for TD ... vs. Villanova, 11/11/00  
 Returned a punt for TD ..... at Richmond, 69 yds, 11/22/03  
 \* **Returned a kickoff for TD ... vs. Hampton, 92 yds, 11/27/04**  
 Returned an interception for TD .... at UR, 77 yds, 11/22/03  
 Returned a fumble for TD ..... at URI, 0 yds, 10/25/03  
 Had a punt returned for TD ..... vs. JMU, 70 yds, 10/18/03  
 \* **Had a kickoff returned for TD.. vs. HU, 93 yds, 11/27/04**  
 Had an int. returned for TD ..... vs. NU, 21 yds, 10/26/96  
 Had a fumble returned for TD ... vs. JMU, 46 yds, 10/11/97  
**Recorded a safety ..... vs. Villanova, 11/6/04**  
 Surrendered a safety ..... at Northeastern, 9/20/03  
 Scored a defensive TD ..... at Richmond, 11/22/03  
 \* **Scored a special teams TD ..... vs. Hampton, 11/27/04**  
 Scored defensive and special teams TD ..... at UR, 11/21/03  
**Won in overtime ..... 38-35 vs. Northeastern, 10/2/04**  
 Lost in overtime ..... 31-34, at JMU, 11/16/02

## INDIVIDUAL

Passed for 400+ yds ..... 426, D. Corley vs. NU, 10/28/00  
**Passed for 300-399 yds.. 323, L. Campbell, at JMU, 11/13/04**  
**Passed for 200-299 yds. 294, L. Campbell, vs. HU, 11/27/04 \***  
 Passed for 6 TDs ..... S. Knight, vs. Maine, 11/6/93  
 Passed for 5 TDs ..... None  
**Passed for 4 TDs... L. Campbell, vs. Richmond, 11/20/04**  
**Passed for 3 TDs.... L. Campbell, vs. Hampton, 11/27/04 \***  
**Passed for 2 TDs ..... L. Campbell, at JMU, 11/13/04**  
 Completed 30+ att. .... 30, M. Cook, vs. UNH, 10/18/98  
**Completed 20-29 att. .... 23, L. Campbell, vs. HU, 11/27/04 \***  
 QB pass/rush for 100 yds ..... D. Corley, at VU, 11/11/00  
     (247 pass, 107 rush)  
**QB had 2 pass / 2 rush TDs ..... L. Campbell, at UNC, 9/4/04**  
     **(2 pass, 2 rush)**  
**QB had pass and rush TDs ..... L. Campbell, vs. VU, 11/6/04**  
     **(1 pass, 1 rush)**  
 Rushed for 200+ yds ..... 201, A. Porch, at UConn, 10/18/97  
 Rushed for 150-199 yds ..... 198, J. Smith, at UNH, 10/19/02  
**Rushed for 100-149 yds ..... 120, E. Brooks vs. HU, 11/27/04 \***  
 Two players rush for 100 yards ..... vs. URI, 10/7/95  
     (Troy Keen (158) and Derek Fitzgerald (140))  
**Two players with 100+ receiving yds ..... vs. NU, 10/2/04**  
     **Dominique Thompson (157) and Joe Nicholas (111)**  
 Had 30+ carries ..... 32, J. Smith, at UNH, 10/19/02  
**Had 20-29 carries ..... 23, J. Smith, at UNH, 9/18/04**  
 Rushed for 4 TDs ..... Blocker-Bodley, vs. VMI, 10/2/93  
**Rushed for 3 TDs ..... J. Smith, vs. Villanova, 11/6/04**  
**Rushed for 2 TDs ..... J. Smith, vs. Hampton, 11/27/04 \***  
**Had 200+ yds rec .... 244, D. Thompson, at UD, 10/23/04**  
**Had 150-199 yds rec ..... 157, D. Thompson, vs. NU, 10/2/04**  
**Had 100-149 yds rec. 118, D. Thompson, vs HU, 11/27/04 \***  
**Had 10+ receptions ..... 10, D Thompson, at LU, 10/9/04**  
**Had 4 TD receptions ..... D. Thompson, at UD, 10/23/04**  
 Had 3 TD receptions ..... R. Musinski, at Delaware, 10/4/03  
**Had 2 TD receptions ..... D. Thompson, vs. HU, 11/27/04 \***  
**Ret. a KO for TD ... D. Thompson, 92 yds, vs HU, 11/27/04 \***  
 Ret. a punt for TD ..... M. Bobo, 69 yds, at UR, 11/21/03  
 Ret. a blocked punt for TD ... S. McDermott, at URI, 9/7/96  
**Blocked a FG ..... B. Williamson, 39 att., vs. VU, 11/6/04**  
**Blocked a punt ..... Cra. Patterson, vs. URI, 10/16/04**  
 Ret. a fumble for TD ..... A. O'Connor, 0 yds, at URI, 10/25/03  
 Ret. an INT for TD ..... J. Miller, 77 yds, at UR, 11/21/03  
 Made 4 FGs ..... B. Sterba, vs. NU, 10/28/01  
**Made 3 FGs ..... G. Kuehn, at Liberty, 10/9/04**  
 Kicked a 50+ FG ..... 51, G. Kuehn, vs. UD, 9/28/02  
**Kicked a 40-49 FG ..... 44, G. Kuehn, vs. UR, 11/20/04**  
 2-point run ..... L. Campbell, vs. Hofstra, 11/1/03  
**2-point reception ..... J. Nicholas, vs. NU, 10/2/04**

**Bold - Occurred this season.**

\* Occurred last game.

# 2004 WILLIAM AND MARY SINGLE GAME HIGHS

## INDIVIDUAL GAME HIGHS

**Pass Attempts:** 41, L. Campbell at UNC, Sept. 4  
**Pass Completions:** 26, L. Campbell at JMU, Nov. 13  
**Passing Yards:** 378, L. Campbell vs. Northeastern, Oct. 2  
**Passing TDs:** 4, L. Campbell at UD, Oct. 23; vs. UR, Nov. 20  
**Rushing Attempts:** 23, J. Smith at UNH, Sept. 18  
**RUSHING YARDS:** 120, E. BROOKS VS. HU, NOV. 27  
**Rushing TDs:** 3, J. Smith vs. Villanova, Nov. 6  
**Receptions:** 10, D. Thompson at Liberty, Oct. 9  
**Receiving Yards:** 244, D. Thompson at Delaware, Oct. 23  
**Receiving TDs:** 4, D. Thompson at Delaware, Oct. 23  
**Total Offensive Yards:** 400, L. Campbell at Liberty, Oct. 9  
**All-Purpose Yards:** 296, D. Thompson at Delaware, Oct. 23  
**Total Points:** 24, D. Thompson at Delaware, Oct. 23  
**Points Kicking:** 13, G. Kuehn vs. LU, Oct. 9  
**Points Rushing:** 18, J. Smith vs. Villanova, Nov. 6  
**Points Receiving:** 24, D. Thompson at Delaware, Oct. 23  
**Field Goals Made:** 3, three times, last - G. Kuehn at LU, Oct. 9  
**Field Goals Attempted:** 4, G. Kuehn vs. NU, Oct. 2  
**PATS ATTEMPTED:** 6, G. Kuehn vs. VMI, Sept. 25; vs. HU, NOV. 27  
**PATS MADE:** 6, G. Kuehn vs. VMI, Sept. 25; VS. HU, NOV. 27  
**Punts:** 7, M. Mesi at UNH, Sept. 18; at UD, Oct. 23  
**Punting Yards:** 264, M. Mesi vs. VMI, Sept. 25  
**Punting Average:** 44.5, M. Mesi vs. Rhode Island, Oct. 16  
**Punt Returns:** 6, J. Shaw vs. VMI, Sept. 25  
**Punt Return Yards:** 54, J. Shaw vs. UR, Nov. 20  
**Kickoff Returns:** 6, J. Lustig at UNC, Sept. 4  
**Kickoff Return Yards:** 135, J. Lustig at UNC, Sept. 4  
**KICKOFF RETURN AVG:** 92.0, D. THOMPSON VS. HU, NOV. 27  
**Interceptions:** 2, R. Nickell vs. VMI, Sept. 25  
**Interception Yards:** 70, J. Miller at Liberty, Oct. 9  
**Tackles:** 16, C. Ndubueze at UNH, Sept. 18 & T. Wheeler vs. URI, Oct. 16  
**Solo Tackles:** 10, C. Ndubueze at UNH, Sept. 18  
**Tackles for loss:** 3.0, A. O'Connor vs. VU, Nov. 6  
**Sacks:** 3.0, A. O'Connor vs. VU, Nov. 6  
**Pass Breakups:** 3, S. Cason/A. Wheeling at Liberty, Oct. 9

## TEAM GAME HIGHS

**Pass Attempts:** 41, at UNC, Sept. 4  
**Pass Completions:** 26, at JMU, Nov. 13  
**Passing Yards:** 378, vs. NU, Oct. 2  
**Passing TDs:** 4, at UD, Oct. 23; vs. UR, Nov. 20  
**Yards Per Pass:** 12.3, at Liberty, Oct. 9  
**Rushing Attempts:** 48, at UNH, Sept. 18  
**RUSHING YARDS:** 298, VS. HAMPTON, NOV. 27  
**Rushing TDs:** 4, at Liberty, Oct. 9; vs. Villanova, Nov. 6  
**YARDS PER RUSH:** 7.3, VS. HAMPTON, NOV. 27  
**TOTAL YARDS:** 592, VS. HAMPTON, NOV. 27  
**POINTS SCORED:** 42, vs. VMI, Sept. 25; VS. HU, NOV. 27  
**TDS SCORED:** 6, vs. VMI, Sept. 25; vs. HU, NOV. 27  
**Field Goals Made:** 3, three times, last- at Liberty, Oct. 9  
**Field Goals Attempted:** 4, vs. NU, Oct. 2  
**PATS ATTEMPTED:** 6, at VMI, Sept. 25; VS. HU, NOV. 27  
**PATS MADE:** 6, vs. VMI, Sept. 25; VS. HU, NOV. 27  
**Punts:** 7, at UNC, Sept. 4; at UNH, Sept. 18; at UD, Oct. 23  
**Punting Yards:** 264, vs. VMI, Sept. 25  
**Punting Average:** 44.5, vs. URI, Oct. 16  
**Punt Returns:** 6, vs. VMI, Sept. 25  
**Punt Return Yards:** 54, vs. UR, Nov. 20  
**Kickoff Returns:** 6, at UNC, Sept. 4; vs. NU, Oct. 2  
**KICKOFF RETURN YARDS:** 156, VS. HU, NOV. 27  
**KICKOFF RETURN AVERAGE:** 31.2, VS. HU, NOV. 27  
**Interceptions:** 3, vs. VMI, Sept. 25  
**Interception Yards:** 70, at Liberty, Oct. 9  
**Forced Fumbles:** 3, at UNC, Sept. 4  
**Fumble Return Yards:** 33, at UNC, Sept. 4  
**Forced Turnovers:** 4, at UNC, Sept. 4; vs. VMI, Sept. 25  
**TURNOVERS:** 3, VS. HAMPTON, NOV. 27  
**Sacks:** 7, at Liberty, Oct. 9  
**FIRST DOWNS:** 30, at TU, Oct. 30; VS. HU, NOV. 27  
**Third Down Conversion %:** .611 (11-for-18), at TU, Oct. 30  
**Fourth Down Conversion %:** 1.000 (2-for-2), at UNH, Sept. 18  
**Penalties:** 10, at Liberty, Oct. 9  
**Penalty Yards:** 90, at Liberty, Oct. 9  
**Possession Time:** 35:59, at Towson, Oct. 30

ALL CAPS - HAPPENED LAST GAME.

# 2004 WILLIAM AND MARY WEEKLY LEADERS

Opponent	Rushes	Rush. Yds	Receptions	Rec. Yds.	Tackles	TFLs	Sacks
at UNC	9, Brooks, Smith	45, Brooks	6, Lustig, Thompson	112, Lustig	15, Miller	2.5, Nickell	0.5, Watson, O'Connor
at UNH	23, Smith	63, Smith	3, Lustig, Thompson	55, Thompson	16, Ndubueze	1.0, (6 players)	1.0, Wright, Pendleton
VMI	15, Smith	52, Smith	4, Thompson	66, Thompson	6, McLaurin, Ndubueze	2.0, Watson	1.0, O'Connor, Watson
NU	12, Smith	45, Brooks	6, Nicholas	157, Thompson	8, O'Connor, Ndubueze	1.5, O'Connor, Wright	1.0, O'Connor
at LU	19, Smith	51, Smith	10, Thompson	221, Thompson	8, Cason, McLaurin	2.5, Cason, Watson	2.0, Watson
URI	13, Smith	54, Brooks	7, Trinkle	58, Thompson	16, Wheeler	2.5, Nickell	none
at UD	10, Brooks	31, Smith	6, Thompson	244, Thompson	11, Cason, Ndubueze	1.0, Wheeler, Watson	1.0, Watson
at TU	18, Brooks	113, Smith	7, Thompson	122, Thompson	10, Miller	2.0, Wright	1.0, Kelly, Page
VU	17, Smith	76, Smith	6, Pitts	64, Pitts	8, Ndubueze	3.0, O'Connor	3.0, O'Connor
at JMU	9, Smith	23, Brooks	7, Nicholas	77, Nicholas	11, Ndubueze, Miller	1.5, O'Connor	none
UR	12, Smith, Brooks	88, Smith	6, Nicholas	93, Pitts	7, Nickell	2.5, Watson	2.0, Watson
HU*	17, Brooks	120, Brooks	7, Thompson	118, Thompson	9, Shaw	1.5, (4 players)	1.0, Riley, Cason, Ndubueze
UD*							

\*NCAA Playoff game

## 2004 OPPONENT SINGLE GAME HIGHS

### INDIVIDUAL GAME HIGHS

**Pass Attempts:** 40, S. Riccio (UD), Oct. 23  
**Pass Completions:** 25, M. Burroughs (VU), Nov. 6  
**Passing Yards:** 302, S. Riccio, (UD), Oct. 23  
**Passing TDs:** 3, S. Brady (NU), 10/2; M. Burroughs (VU), 11/6  
**Rushing Attempts:** 36, R. Hines (JMU), Nov. 13  
**Rushing Yards:** 198, R. Hines (JMU), Nov. 13  
**Rushing TDs:** 3, R. McGill (UNC), Sept. 4  
**Receptions:** 11, J. Long (UD), Oct. 23  
**RECEIVING YARDS:** 188, J. MATHIS (HU), NOV. 27  
**RECEIVING TDS:** 2, four times, last - J. MATHIS (HU), NOV. 27  
**Total Offensive Yards:** 308, S. Riccio (UD), Oct. 23  
**ALL PURPOSE YARDS:** 394, J. MATHIS (HU), NOV. 27  
**TOTAL POINTS:** 18, twice, last - J. MATHIS (HU), NOV. 27  
**Points Kicking:** 7, C. Barth (UNC), Sept. 4  
**Points Rushing:** 18, R. McGill (UNC), Sept. 4  
**POINTS RECEIVING:** 12, four times, last - J. MATHIS (HU), NOV. 27  
**Field Goals Made:** 2, B. Way (VMI), Sept. 25  
**Field Goals Attempted:** 3, M. Kesic (NU), Oct. 2  
**PATs Attempted:** 7, C. Barth (UNC), Sept. 4  
**PATs Made:** 7, C. Barth (UNC), Sept. 4  
**PUNTS:** 7, THREE TIMES, LAST - B. NEUMAN (UR), NOV. 20  
**Punting Yards:** 313, A. Peters (VMI), Sept. 25  
**Punting Average:** 44.7, A. Peters (VMI), Sept. 25  
**Punt Returns:** 5, J. Pollack (UNC), Sept. 4  
**Punt Return Yards:** 47, J. Pollack (UNC), Sept. 4  
**KICKOFF RETURNS:** 4, four times, last - J. MATHIS (HU), NOV. 27  
**KICKOFF RETURN YARDS:** 166, J. MATHIS (HU), NOV. 27  
**Kickoff Return Average:** 95.0, M. Gibson (VU), Nov. 6  
**INTERCEPTIONS:** 1, four times, last - R. FOYE (HU), NOV. 27  
**INTERCEPTION YARDS:** 20, D. SWINTON (HU), NOV. 27  
**Tackles:** 15, T. LeZotte (JMU), Nov. 13  
**Solo Tackles:** 10, R. Woodard (UD), 10/23; J. Morgan (VU), 11/6  
**Tackles for loss:** 3.0, B. Flenory (UNH), Sept. 18  
**Sacks:** 2.0, B. Flenory (UNH), Sept. 18  
**PASS BREAKUPS:** 2, six times, last - M. WEST (HU), NOV. 27

**ALL CAPS - HAPPENED LAST GAME**

### TEAM GAME HIGHS

**Pass Attempts:** 40, Delaware, Oct. 23  
**Pass Completions:** 25, Villanova, Nov. 6  
**Passing Yards:** 302, Delaware, Oct. 23  
**Passing TDs:** 3, NU, Oct. 2; VU, Nov. 6  
**Yards Per Pass:** 10.6, URI, Oct. 16  
**Rushing Attempts:** 71, URI, Oct. 16  
**Rushing Yards:** 321, UNC, Sept. 4  
**Rushing TDs:** 5, UNC, Sept. 4  
**Yards Per Rush:** 7.6, UNC, Sept. 4  
**Total Yards:** 575, UNC, Sept. 4  
**Points Scored:** 49, UNC, Sept. 4  
**Touchdowns Scored:** 7, UNC, Sept. 4  
**Field Goals Made:** 2, VMI, Sept. 25  
**Field Goals Attempted:** 3, NU, Oct. 2  
**PATs Attempted:** 7, UNC, Sept. 4  
**PATs Made:** 7, UNC, Sept. 4  
**Punts:** 7, UNH, Sept. 18; VMI, Sept. 25; LU, Oct. 9  
**Punting Yards:** 313, VMI, Sept. 25  
**Punting Average:** 44.7, VMI, Sept. 25  
**Punt Returns:** 7, UNC, Sept. 4 & UNH, Sept. 18  
**Punt Return Yards:** 63, UNC, Sept. 4  
**KICKOFF RETURNS:** 7, TU, Oct. 30; HU, NOV. 27  
**KICKOFF RETURN YARDS:** 244, HU, NOV. 27  
**KICKOFF RETURN AVERAGE:** 34.9, HU, NOV. 27  
**INTERCEPTIONS:** 3, HU, NOV. 27  
**INTERCEPTION YARDS:** 27, HU, NOV. 27  
**Forced Fumbles:** 1, five times, last - UR, Nov. 20  
**Fumble Return Yards:** 3, UD, Oct. 23  
**FORCED TURNOVERS:** 3, HU, NOV. 27  
**Turnovers:** 4, UNC, Sept. 4; VMI, Sept. 25  
**Sacks:** 4, UNH, Sept. 18  
**First Downs:** 26, Delaware, Oct. 23  
**Third Down Conversion %:** .833 (10-for-12), UNC, Sept. 4  
**Fourth Down Conversion %:** 1.000 (3-for-3), VU, Nov. 6  
**PENALTIES:** 10, HU, NOV. 27  
**PENALTY YARDS:** 147, HU, NOV. 27  
**Possession Time:** 36:22, Delaware, Oct. 23

### W&M LONGEST PLAYS OF THE SEASON

**Rush:** 35 yds, T. Viola at Towson, Oct. 30  
**Rushing TD:** 17 yds, J. Smith vs. Villanova, Nov. 6  
**Pass:** 87\* yds, L. Campbell to D. Thompson at UD, Oct. 23  
**Passing TD:** 87\*, L. Campbell to D. Thompson at UD, Oct. 23  
**Punt Return:** 33 yds, J. Shaw vs. UR, Nov. 20  
**KICKOFF RET:** 92 YDS (TD), THOMPSON VS. HU, NOV. 27  
**INT Return:** 70 yds, J. Miller at LU, Oct. 9  
**Punt:** 64, M. Mesi vs. VMI, Sept. 25  
**Field Goal:** 46 yds, G. Kuehn at JMU, Nov. 13  
**Drive:** 88 yds, 8 plays, 1:34, TD, at UNC, Sept. 4

\*ties longest pass play in W&M history.

### OPPONENT LONGEST PLAYS OF THE SEASON

**Rush:** 49 yds, R. McGill (UNC), Sept. 4  
**Rushing TD:** 16 yds, D. Freeman (UR), Nov. 20  
**PASS:** 80 YDS, P. SHEPHERD TO J. MATHIS (HU), NOV. 27  
**PASSING TD:** 80 YDS, SHEPHERD TO MATHIS (HU), NOV. 27  
**Punt Return:** 21 yds, J. Pollack (UNC), Sept. 4  
**Kickoff Return:** 95 yds (TD), M. Gibson (VU), Nov. 6  
**INT RETURN:** 20 YDS, D. SWINTON (HU), NOV. 27  
**Punt:** 62 yds, A. Peters (VMI), Sept. 25  
**Field Goal:** 43 yds, B. Shushman (UD), Oct. 23  
**Drive:** 95 yds, 14 plays, 5:37, TD, (UNC), Sept. 4



# WILLIAM AND MARY SINGLE-GAME RECORDS

## INDIVIDUAL RECORDS

### SCORING

#### *Most Points*

36, Bill Palese vs. Bridgewater, 1931

#### *Most Touchdowns*

6, Bill Palese vs. Bridgewater, 1931

#### *Most PATs*

8, Terry Regan vs. Davidson, 1972

8, Greg Kuehn vs. VMI, 2002

#### *Most Field Goals*

4, Chris Dawson vs. Lehigh, 1992

4, Brian Shallcross vs. VU, 1995

4, Brett Sterba vs. Northeastern, 2000

### TOTAL OFFENSE

#### *Most Yards*

454, David Corley vs. N'eastern, 2000

### RUSHING

#### *Rush Attempts*

37, Wes Meeteer vs. Davidson, 1969

37, Troy Keen vs. Northeastern, 1994

37, Derek Fitzgerald vs. Penn, 1995

#### *Rushing Yards*

257, Phil Mosser vs. Ohio Wesl., 1970

### PASSING

#### *Pass Attempts*

52, Mike Cook vs. UNH, 1998

#### *Completions*

35, Dave Murphy vs. Rutgers, 1983

#### *Passing Yards*

426, David Corley vs. N'eastern, 2000

#### *Touchdown Passes*

6, Shawn Knight vs. Maine, 1993

### RECEIVING

#### *Receptions*

13, Rich Musinski vs. URI, 2003

13, Glen Bodnar vs. Colgate, 1984

#### *Receiving Yards*

244, Dominique Thompson at UD, 2004

240, Dave Conklin vs. VMI, 1997

#### *TD Receptions*

4, Dominique Thompson at UD, 2004

4, Vito Ragazzo vs. WFU, 1949

4, Corey Ludwig vs. Maine, 1993

### SACKS

3.5, Luke Cullinane vs. VU, 1996

### INTERCEPTIONS

4, Jack Bruce vs. Richmond, 1947

## INDIVIDUAL LONG PLAYS

#### *Rush from scrimmage*

95 yds, John Truehart vs. Elon, 1934

#### *Pass Completion*

87 yds, Lang Campbell to Dominique Thompson at Delaware, 2004

87 yds, Dan Henning to Tom Scott vs. Navy, 1961

#### *Punt*

77 yds, Russell Brown, 1972

77 yds, Joe Agee, 1975

77 yds, Jack Freeman, 1942

#### *Punt Return*

101 yds, Dale Worrall vs. Bridgewater, 1932

#### *Kickoff Return*

100 yds, Dick Pawlewicz vs. UVA, 1974

#### *Run With Fumble*

91 yds, Meb Davis vs. Columbia, 1926

#### *Run with Interception*

93 yds, Marvin Graham vs. Virginia Tech, 1946

#### *Field Goal*

53 yds, Steve Christie vs. ETSU, 1987

53 yds, Steve Christie vs. UVA, 1988

53 yds, Brett Sterba vs. Delaware, 2000

## TEAM RECORDS

#### *Most Points Scored*

95, vs. Bridgewater, 1931

#### *Most Points Allowed*

93, by Delaware, 1915

#### *Most Yards Gained*

681, vs. Richmond, 1991

#### *Most Plays*

100, vs. Virginia Tech, 1971

#### *Rushing Yards*

453, vs. Ohio Wesleyan, 1970

433, vs. Villanova, 1993

419, vs. Delaware, 1973

417, vs. Richmond, 1974

413, vs. VMI, 1993

#### *Pass Attempts*

55, vs. Virginia Tech, 1971

#### *Pass Completions*

35, vs. Rutgers, 1983

#### *Passing Yards*

498, vs. VMI, 1997

426, vs. Northeastern, 2000

414, vs. Miami (Ohio), 1982

412, vs. JMU, 1985

403, vs. East Carolina, 1981

#### *First Downs*

36, vs. VMI, 1991

36, vs. VMI, 1993

#### *Most Interceptions*

6, vs. Wake Forest, 1947

#### *Best Defense Against the Run*

-39 yds, vs. Colgate, 1988

-39 yds, vs. Villanova, 1996

-11 yds, Quantico, 1967

-6 yds, vs. Villanova, 1993

#### *Best Defense Against the Pass*

9 yds, vs. UMass, 1995

9 yds, vs. East Carolina, 1980

9 yds, vs. Appalachian State, 1976

10 yds, vs. Furman, 1999

11 yds, vs. VMI, 1993

# WILLIAM AND MARY ALL-TIME OFFENSIVE PERFORMANCES

Note: This is corrected information from page 82 of the William and Mary football media guide. Changes were made in all three categories.

\* = NCAA Playoff Games

## Top Passing Performances

1. 426, Dave Corley vs. NU, 10/28/00
2. 406, Stan Yagiello vs. JMU, 9/28/85
3. 401, David Murphy at Marshall, 11/5/83
4. 399, Chris Garrity at ECU, 11/14/81
5. 385, Greg DeGennaro at Bucknell, 9/20/86
6. 383, Kenny Lambiotte vs. Colgate, 9/6/86
7. 381, Mike Cook at N. Iowa, 12/7/96\*
- 8. 378, L. Campbell vs. NU, 10/2/04**
9. 373, M. Cook vs. UNH, 10/24/98
- 10. 368, L. Campbell at LU, 10/9/04**
11. 360, D. Murphy vs. Rutgers, 10/22/83
- 12. 355, L. Campbell at Delaware, 10/23/04**
13. 352, M. Cook at Ga. Southern, 9/6/97
14. 346, D. Corley vs. VMI, 9/14/02
15. 345, Chris Hakel vs. Delaware, 9/14/91
- 345, S. Yagiello vs. Norfolk St., 9/14/85
17. 339, M. Cook vs. Hampton, 10/31/98
18. 329, C. Garrity vs. Richmond, 11/21/81
19. 326, D. Corley vs. Delaware, 9/28/02
20. 325, M. Cook vs. VMI, 9/14/96
- 325, C. Hakel at Virginia, 9/29/90

## Top Rushing Performances

1. 257, Phil Mosser at Ohio Wes., 10/3/70
2. 219, Derek Fitzgerald vs. Penn., 10/14/95
3. 201, Alvin Porch at UConn., 10/18/97
- 4. 198, Jon Smith at UNH, 10/19/02**
5. 189, D. Fitzgerald at NU, 9/16/95
- 189, D. Fitzgerald vs. Villanova, 10/23/93
7. 186, A. Porch vs. Boston, 9/27/97
8. 183, A. Porch vs. Delaware, 11/2/96
9. 181, Robert Green at Navy, 9/21/91
10. 180, R. Green at Citadel, 9/8/90
11. 177, Tyrone Shelton vs. ETSU, 11/4/89
- 177, Hameen Ali vs. Delaware, 10/10/98
13. 173, A. Porch vs. Richmond, 11/15/97
14. 172, Bill Bowman vs. WFU, 9/19/53
15. 171, Jim Kruis vs. Navy, 10/16/76
16. 170, Troy Keen at Furman, 9/17/94
17. 165, R. Green vs. VMI, 10/13/90
18. 164, T. Shelton at Furman, 11/3/90
- 164, Keith Fimian vs. Virginia, 9/18/76
20. 159, A. Porch vs. JMU, 10/11/97

## Top Receiving Performances

- 1. 244, Dom. Thompson at UD, 10/23/04**
2. 240, David Conklin at VMI, 9/13/97
3. 226, Mike Sutton at Marshall, 11/5/83
- 4. 221, Dom. Thompson at LU, 10/9/04**
5. 211, Kurt Wrigley vs. UR, 11/21/81
6. 198, Ron Gilliam vs. JMU, 9/28/85
7. 195, Chris Rosier at UConn., 10/18/97
8. 194, Rich Musinski vs. Delaware, 9/28/02
9. 191, R. Musinski at URI, 10/25/03
10. 184, C. Rosier at URI, 10/7/00
12. 183, Glenn Bodnar at Colgate, 11/10/84
12. 182, Dave Szydluk vs. JMU, 9/28/85
13. 168, C. Rosier at JMU, 10/28/00
14. 164, R. Musinski vs. UNH, 9/29/01
15. 162, D. Conklin vs. UConn., 11/14/98
16. 161, R. Musinski at UMass, 9/1/01
17. 158, Harry Mehre vs. Lehigh, 9/17/88
18. 157, Corey Ludwig at Delaware, 9/11/93
- 157, Domin. Thompson vs. NU, 10/2/04**
20. 154, C. Ludwig at Lehigh, 11/2/1991

## Most 200-yard Passing Games

- |           |                         |                     |
|-----------|-------------------------|---------------------|
| 1.        | 31 David Corley         | 1998-2002           |
| 2.        | 24 Chris Hakel          | 1987-1991           |
| 3.        | 22 Mike Cook            | 1994-1998           |
| 4.        | 20 Stan Yagiello        | 1982-1985           |
| <b>5.</b> | <b>16 Lang Campbell</b> | <b>2001-present</b> |
| 6.        | 13 Shawn Knight         | 1990-1994           |
| 7.        | 7 Kenny Lambiotte       | 1985-1986           |
|           | 7 David Murphy          | 1981-1983           |
| 9.        | 6 Craig Argo            | 1986-1989           |
| 10.       | 4 Chris Garrity         | 1979-1981           |

## Most 100-yard Rushing Games

- |     |                       |                     |
|-----|-----------------------|---------------------|
| 1.  | 19 Derek Fitzgerald   | 1991-1995           |
| 2.  | 15 Robert Green       | 1988-1991           |
| 3.  | 14 Alvin Porch        | 1993-1997           |
| 4.  | 11 Jim Kruis          | 1975-1977           |
| 5.  | 10 Troy Keen          | 1992-1995           |
| 6.  | 9 Tyrone Shelton      | 1987-1990           |
| 7.  | 7 Michael Clemons     | 1983-1986           |
| 8.  | <b>5 Jon Smith</b>    | <b>2001-present</b> |
|     | 5 Hameen Ali, III     | 1996-2000           |
| 10. | 4 Komlan Lonegran     | 1998-2001           |
| 11. | <b>3 Delmus Coley</b> | <b>2003-present</b> |

## Most 100-yard Receiving Games

- |     |                             |              |
|-----|-----------------------------|--------------|
| 1.  | 21 Rich Musinski            | 1999-2003    |
| 2.  | 12 David Conklin            | 1995-1999    |
| 3.  | 8 Chris Rosier              | 1996-2000    |
|     | 8 Mark Compher              | 1987-1990    |
| 5.  | 7 Josh Whipple              | 1992-1996    |
| 6.  | 6 Ron Gilliam               | 1983-1985    |
|     | 6 Corey Ludwig              | 1989-1993    |
| 8.  | <b>5 Dominique Thompson</b> | <b>2001-</b> |
|     | 5 Terry Hammons             | 1991-1995    |
|     | 5 Mike Sutton               | 1981-1983    |
| 11. | 4 Harry Mehre               | 1985-1988    |
|     | 4 Jeff Sanders              | 1982-1984    |
|     | 4 Dave Szydluk              | 1984-1987    |
|     | 4 Mike Tomlin               | 1990-1994    |
|     | 4 Kurt Wrigley              | 1980-1982    |

# WILLIAM AND MARY SEASON PERFORMANCES

### Top Passing Performances

- |     |                           |         |
|-----|---------------------------|---------|
| 1.  | 378 Lang Campbell vs. NU  | Oct. 2  |
| 2.  | 368 Lang Campbell vs. LU  | Oct. 9  |
| 3.  | 355 Lang Campbell vs. UD  | Oct. 23 |
| 4.  | 323 Lang Campbell vs. JMU | Nov. 13 |
| 5.  | 322 Lang Campbell vs. UNC | Sept. 4 |
| 6.  | 294 Lang Campbell vs. HU  | Nov. 27 |
| 7.  | 291 Lang Campbell vs. UR  | Nov. 20 |
| 8.  | 268 Lang Campbell vs. TU  | Oct. 30 |
| 9.  | 232 Lang Campbell vs. VU  | Nov. 6  |
| 10. | 192 Lang Campbell vs. URI | Oct. 16 |

### Top Rushing Performances

- |     |                          |          |
|-----|--------------------------|----------|
| 1.  | 120 Elijah Brooks vs. HU | Nov. 27  |
| 2.  | 113 Jon Smith, vs. TU    | Oct. 30  |
| 3.  | 93 Elijah Brooks vs. TU  | Oct. 30  |
| 4.  | 88 Jon Smith vs. UR      | Nov. 20  |
| 5.  | 81 Jon Smith vs. HU      | Nov. 27  |
| 6.  | 76 Jon Smith, vs. VU     | Nov. 6   |
| 7.  | 71 Lang Campbell vs. HU  | Nov. 27  |
| 8.  | 63 Jon Smith, vs. UNH    | Sept. 18 |
| 9.  | 60 Lang Campbell vs. VU  | Nov. 6   |
| 10. | 57 Elijah Brooks vs. UR  | Nov. 20  |

### Top Receiving Performances

- |     |                          |         |
|-----|--------------------------|---------|
| 1.  | 244 Dom. Thompson vs. UD | Oct. 23 |
| 2.  | 221 Dom. Thompson vs. LU | Oct. 9  |
| 3.  | 157 Dom. Thompson vs. NU | Oct. 2  |
| 4.  | 122 Dom. Thompson vs. TU | Oct. 30 |
| 5.  | 118 Dom. Thompson vs. HU | Nov. 27 |
| 6.  | 112 Josh Lustig vs. UNC  | Sept. 4 |
| 7.  | 111 Joe Nicholas vs. NU  | Oct. 2  |
| 8.  | 93 John Pitts vs. UR     | Nov. 20 |
| 9.  | 91 Joe Nicholas vs. UR   | Nov. 20 |
| 10. | 83 Dom. Thompson vs. UNC | Sept. 4 |

### 200-yard Passing Games

Lang Campbell 9

### 300-yard Passing Games

Lang Campbell 5

### 100-yard Rushing Games

Jon Smith 1  
Elijah Brooks 1

### 100-yard Receiving Games

Dominique Thompson 5  
Joe Nicholas 1  
Josh Lustig 1

## 2004 WILLIAM AND MARY SCORING DRIVES/PLAYS

Opponent	Obtained	Plays	Yards	TOP	Result	Quarter	Play
North Carolina	Fumble	3	62	0:58	TD	First	Lustig 46-yard pass from Campbell
North Carolina	Kickoff	12	73	5:56	TD	First	Campbell 5-yard run
North Carolina	Fumble	4	4	1:40	TD	Second	Campbell 1-yard run
North Carolina	Interception	4	-2	1:37	FG	Second	Kuehn 21-yard field goal
North Carolina	Kickoff	10	80	4:22	TD	Third	Smith 2-yard run
North Carolina	Punt	8	88	1:34	TD	Fourth	Thompson 6-yard pass from Campbell
New Hampshire	Missed FG	13	67	5:12	FG	Second	Kuehn 27-yard field goal
New Hampshire	Punt	8	28	4:20	FG	Third	Kuehn 35-yard field goal
New Hampshire	Punt	10	64	4:34	FG	Fourth	Kuehn 21-yard field goal
VMI	Punt	10	63	4:00	TD	Second	Smith 2-yard run
VMI	Fumble	6	31	1:59	TD	Second	Brooks 6-yard run
VMI	Interception	2	34	0:34	TD	Second	Thompson 13-yard pass from Campbell
VMI	Interception	3	30	1:00	TD	Second	Nicholas 27-yard pass from Campbell
VMI	Kickoff	10	57	5:37	TD	Third	Smith 4-yard run
VMI	Punt	11	84	5:41	TD	Fourth	Taylor 4-yard pass from Potts
Northeastern	Punt	8	34	4:12	TD	First	Campbell 2-yard run
Northeastern	Kickoff	6	71	1:26	TD	Second	Campbell 2-yard run
Northeastern	Kickoff	8	72	3:54	TD	Third	Brooks 4-yard run
Northeastern	Kickoff	8	65	3:30	FG	Third	Kuehn 30-yard field goal
Northeastern	Missed FG	10	74	4:54	FG	Fourth	Kuehn 28-yard field goal
Northeastern	Interception	3	80	0:50	TD	Fourth	Thompson 77-yard pass from Campbell
Northeastern	Missed FG	6	14	----	FG	Overtime	Kuehn 28-yard field goal
Liberty	Punt	10	80	3:23	FG	First	Kuehn 22-yard field goal
Liberty	Kickoff	11	84	3:58	TD	First	Brooks 1-yard run
Liberty	Punt	8	53	2:51	TD	Second	Campbell 1-yard run
Liberty	Fumble	10	46	4:52	FG	Second	Kuehn 20-yard field goal
Liberty	Kickoff	7	64	3:01	TD	Third	Smith 1-yard run
Liberty	Punt	6	47	1:43	FG	Third	Kuehn 28-yard field goal
Liberty	Interception	3	9	1:29	TD	Fourth	Smith 1-yard run
Rhode Island	Kickoff	13	77	6:15	TD	First	Trinkle 3-yard pass from Campbell
Rhode Island	Punt	6	33	2:30	TD	First	Trinkle 3-yard pass from Campbell
Rhode Island	Punt	9	40	3:03	FG	Second	Kuehn 28-yard field goal
Rhode Island	Kickoff	12	82	4:51	TD	Third	Campbell 4-yard run
Rhode Island	Kickoff	8	60	4:10	TD	Fourth	Brooks 2-yard run
Delaware	Kickoff	6	44	2:27	TD	First	Thompson 10-yard pass from Campbell
Delaware	Punt	3	69	0:26	TD	First	Thompson 62-yard pass from Campbell
Delaware	Kickoff	3	77	1:40	TD	First	Thompson 87-yard pass from Campbell
Delaware	Punt	3	80	0:55	TD	Fourth	Thompson 64-yard pass from Campbell
Towson	Punt	1	46	0:07	TD	First	Thompson 46-yard pass from Campbell
Towson	Punt	9	71	2:22	TD	Second	Smith 1-yard run
Towson	Punt	8	67	4:45	TD	Second	Thompson 21-yard pass from Campbell
Towson	Interception	12	65	3:53	FG	Second	Kuehn 32-yard field goal
Towson	Punt	6	62	2:03	TD	Third	Brooks 8-yard run
Towson	Punt	9	56	4:16	TD	Third	Bratton 1-yard pass from Campbell
Towson	Kickoff	9	33	4:03	FG	Fourth	Kuehn 43-yard field goal
Villanova	Kickoff	11	72	4:21	TD	First	Smith 1-yard run
Villanova	Kickoff	10	66	4:25	TD	Second	Campbell 1-yard run
Villanova	Kickoff	13	73	5:58	TD	Third	Nicholas 6-yard pass from Campbell
Villanova	Free kick	11	51	4:10	TD	Fourth	Smith 1-yard run
Villanova	Interception	4	33	0:48	TD	Fourth	Smith 17-yard run
James Madison	Kickoff	11	63	4:31	FG	Second	Kuehn 28-yard field goal
James Madison	Punt	9	85	5:00	TD	Third	Otey 1-yard pass from Campbell
James Madison	Kickoff	8	71	1:59	TD	Fourth	Pitts 5-yard pass from Campbell
James Madison	Fumble	3	21	1:28	TD	Fourth	Smith 3-yard run
James Madison	Kickoff	5	43	0:45	FG	Fourth	Kuehn 46-yard field goal
Richmond	Missed FG	9	80	3:37	TD	First	Thompson 25-yard pass from Campbell
Richmond	Punt	7	62	3:08	TD	Second	Smith 2-yard run
Richmond	Kickoff	3	77	1:39	TD	Third	Bratton 17-yard pass from Campbell
Richmond	Interception	5	77	2:21	TD	Third	Nicholas 5-yard pass from Campbell
Richmond	Punt	11	69	4:37	TD	Third	Bratton 4-yard pass from Campbell
Richmond	Punt	6	40	2:00	FG	Third	Kuehn 44-yard field goal
Hampton	Punt	8	80	3:06	TD	Second	Bratton 8-yard pass from Campbell
Hampton	Kickoff	4	74	1:52	TD	Third	Thompson 27-yard pass from Campbell
Hampton	Punt	5	56	1:27	TD	Third	Smith 4-yard run
Hampton	Kickoff	0	0	0:00	TD	Fourth	Thompson 92-yard kickoff return
Hampton	Fumble	1	45	0:09	TD	Fourth	Thompson 45-yard pass from Campbell
Hampton	Downs	4	60	1:53	TD	Fourth	Smith 4-yard run

# TRIBE FOOTBALL HONOR ROLL

## First Team All-Atlantic 10

Lang Campbell, QB  
Greg Kuehn, PK

## Second Team All-Atlantic 10

Dominique Thompson, WR  
Cody Morris, OL  
Stephen Cason, DB  
Adam O'Connor, DL

## Third Team All-Atlantic 10

Jon Smith, TB  
Chris Ndubueze, LB  
Mike Mesi, P

## A-10 Offensive Player of the Week

Lang Campbell, Sept. 5  
Dominique Thompson, Oct. 23  
Lang Campbell, Nov. 14  
Lang Campbell, Nov. 20

## A-10 Defensive Player of the Week

Adam O'Connor, Nov. 7

## A-10 Special Teams Player of the Week

Greg Kuehn, Sept. 19  
Greg Kuehn, Oct. 3

## I-AA.org Weekly All-Star

Lang Campbell, Sept. 5  
Dominique Thompson, Oct. 25

## ESPN/USA Today

## I-AA Offensive Player of the Week

Dominique Thompson, Oct. 25

## Don Hansen National Offensive Co-Player of the Week

Lang Campbell, Sept. 5  
Dominique Thompson, Oct. 24

## I-AA.org Preseason Honors

## Honorable Mention All-America:

Lang Campbell, QB

## National Team Rankings/Ratings

## I-AA.org AGS Top 25

W&M # 7

## I-AA.org Gridiron Power Index

W&M # 2 - Final Ranking

## Don Hansen Gazette Top 40

W&M # 6

## USA Today Sagarin Rating

W&M # 3 in I-AA, #50 overall



Senior tailback Jon Smith scored his 12th and 13th rushing TDs of the season against Hampton on Saturday. With 37 career rushing TDs, Smith ranks second on the W&M career TD list.

## WILLIAM AND MARY IN THE "RED-ZONE"

Opponent	WM In Red Zone	WM TDs	WM FGs	WM FGs Missed	WM No Score	WM RZ Score %
North Carolina	5	4	1	0	0	100.0
New Hampshire	3	0	3	0	0	100.0
VMI	5	5	0	0	0	100.0
Northeastern	6	3	3	0	0	100.0
Liberty	7	4	3	0	0	100.0
Rhode Island	5	4	1	0	0	100.0
Delaware	1	1	0	0	0	100.0
Towson	5	3	1	0	1*	.800
Villanova	6	5	0	0	1	.833
James Madison	5	3	1	1	1	.800
Richmond	4	4	0	0	0	100.0
Hampton	5	3	0	2	2	.600
<b>SEASON</b>	<b>57</b>	<b>39</b>	<b>13</b>	<b>3</b>	<b>5</b>	<b>.912</b>

\*W&M kneeled down inside the 20-yard line to run out the clock.

## OPPONENTS IN THE RED-ZONE

Opponent	Opp. In Red Zone	Opp. TDs	Opp. FGs	Opp. FGs Missed	Opp. No Score	Opp. RZ Score %
North Carolina	6	6	0	0	0	100.0
New Hampshire	2	1	0	1	1	.500
VMI	2	0	1	0	1	.500
Northeastern	6	4	0	1	2	.667
Liberty	2	2	0	0	0	100.0
Rhode Island	3	2	1	0	0	100.0
Delaware	4	3	0	0	1	.750
Towson	1	0	1	0	0	100.0
Villanova	3	3	0	0	0	100.0
James Madison	3	2	1	0	0	100.0
Richmond	4	2	0	2	2	.500
Hampton	2	2	0	0	0	100.0
<b>SEASON</b>	<b>38</b>	<b>27</b>	<b>4</b>	<b>4</b>	<b>7</b>	<b>.816</b>

# 2004 WILLIAM AND MARY GAME-BY-GAME RESULTS

## UNC 49, W&M 38

CHAPEL HILL, NC (9/4/04) -- Despite career days from **Lang Campbell** and **Josh Lustig** and four first-half turnovers, the Tar Heels used three fourth-quarter TDs from Ronnie McGill to rally past the Tribe, 49-38, at Kenan Stadium.

Campbell had the Division I-A North Carolina defense on its "heels" most of the afternoon, throwing for a career-high 322 yards and two TDs, including a 46-yard strike to Lustig to open the scoring. Lustig hauled in a career-best 112 yards on six catches. Campbell added a pair of rushing TDs in the first half and **Greg Kuehn** booted a 21-yard FG as time expired, as the Tribe built a 10-point halftime lead.

**Stephen Cason** and **Alan Wheeling** each forced a fumble in the first half, **Travis McLaurin** recovered two fumbles in the first half, including one he returned 33 yards and **Wade Harrell** returned his third-career interception 37 yards to set up Kuehn's FG, as W&M forced four turnovers in a game for the first time since 2002 (IU). **James Miller**, who also recovered a fumble, led the Tribe with 15 tackles.

**Dominique Thompson**, a NC native, caught six passes for 83 yards and a TD, while **Jon Smith** added a 2-yard TD run.

	1	2	3	4	Final
William and Mary	14	10	7	7	38
North Carolina	7	7	14	21	49

### Scoring Summary

Qtr	Team	Score	Time
1st	W&M	Lustig 46 pass from Campbell (Kuehn kick)	12:29
	UNC	Lewis 12 run (Barth kick)	6:46
	W&M	Campbell 5 run (Kuehn kick)	0:50
2nd	UNC	Scott 8 run (Barth kick)	13:07
	W&M	Campbell 1 run (Kuehn kick)	7:35
	W&M	FG Kuehn 21	0:00
3rd	UNC	Bowman 19 pass from Durant (Barth kick)	11:49
	W&M	Smith 2 run (Kuehn kick)	7:27
	UNC	Mitchell 29 pass from Durant (Barth kick)	1:50
4th	UNC	McGill 4 run (Barth kick)	13:32
	UNC	McGill 10 run (Barth kick)	11:05
	UNC	McGill 7 run (Barth kick)	6:57
	W&M	Thompson 6 pass from Campbell (Kuehn kick)	0:00

	W&M	UNC
First Downs	21	23
Rushes - Yards	31-120	45-341
Att-Cmp-Int	41-23-0	24-14-1
Pass Yards	322	234
Total Offense	442	575
Total Plays	72	69
Fumbles - Lost	0-0	3-3
3rd Down Conv.	5-16	10-12
Penalties - Yards	5-45	3-20
Sacks by - Yards	1-1	0-0
Time of Possession	31:41	28:19

### Rushing

W&M: Brooks 9-45, Campbell 6-35 (2 TD), Smith 9-24 (TD), Thompson 1-13, Parrott 1-4, McLaurin 5-1.  
UNC: McGill 13-137 (3 TD), Lewis 15-125 (TD), Scott 11-76 (TD), Durant 6-13.

### Passing

W&M: Campbell 23-41-0 322 (2 TD).  
UNC: Durant 14-24-1 234 (2 TD)

### Receiving

W&M: Lustig 6-112 (TD), Thompson 6-83 (TD), Nicholas 4-48, Pitts 2-28, Bratton 1-18, McLaurin 1-12, Brooks 1-10, Trinkle 1-6, Parrott 1-5.  
UNC: Bowman 6-61 (TD), Phillips 3-65, Holley 2-35, Pollock 1-38, Mitchell 1-29 (TD), Hedgecock 1-6.

### Defense

W&M: Miller 15 (8 solo, FR, BrUp), Tra. McLaurin 7 (2 FR), Cason 6 (FF, PBU), Nickell 6 (2 TFL), O'Connor 3 (0.5 sack, 2 QBH), Watson 3 (0.5 sack), Harrell (INT).

Attendance: 43,500

## W&M 9, #10 UNH 7

DURHAM, NH (9/18/04) - All-conference kicker **Greg Kuehn** connected on field goals of 27, 35 and 21 yards and the Tribe defense held the Wildcats' high-powered offense in check, as W&M won its conference-opener, 9-7, over 10th-ranked New Hampshire at rained-soaked Cowell Stadium.

Playing in heavy rains from the remnants of Hurricane Ivan, W&M held UNH to 226 offensive yards, nearly 150 below its average, after yielding 575 yard to North Carolina two weeks prior. It was the fewest yards allowed by a W&M defense since yielding 141 to Massachusetts in the 2001 season-opener.

All-American candidate **Lang Campbell** and the Tribe offense were efficient in the treacherous conditions, as Campbell threw for 148 yards on 11 for 23 passing and ran for 42 yards on 14 attempts. With 148 passing yards, he moved into 10th place on the W&M career passing list. Senior Jon Smith churned out 63 yards on 23 carries.

Kuehn kicked three field goals for the fourth time in his career, with the last coming in a win over Rhode Island on Oct. 25, 2003.

**Chris Ndubueze** paced the defense with a career-high 16 tackles, including 10 solo stops. Junior **Larry Pendleton** tallied seven tackles and a sack, while sophomore **Josh Wright**, who made his first career start, also recorded a sack.

The win gave W&M its first victory over a ranked opponent since knocking off 15th-ranked Northeastern in Williamsburg on Oct. 26, 2002.

	1	2	3	4	Final
William and Mary	0	3	6	0	9
#10 New Hampshire	7	0	0	0	7

### Scoring Summary

Qtr	Team	Score	Time
1st	UNH	Harvey 1 run (McCormack kick)	5:48
2nd	W&M	FG Kuehn 27	0:00
3rd	W&M	FG Kuehn 35	9:41
	W&M	FG Kuehn 21	3:06

	W&M	UNH
First Downs	13	13
Rushes - Yards	48-123	42-123
Att-Cmp-Int	23-11-0	21-12-0
Pass Yards	148	103
Total Offense	271	226
Total Plays	71	63
Fumbles - Lost	2-1	1-0
3rd Down Conv.	5-16	5-16
Penalties - Yards	6-50	2-25
Sacks by - Yards	2-17	4-18
Time of Possession	35:13	24:47

### Rushing

W&M: Smith 23-63, Campbell 14-42, Brooks 4-10, McLaurin 3-9, Parrott 1-2, Thompson 1(-1).  
UNH: Harvey 28-75 (TD), Santos 9-35, McCoy 3-12, Bailey 2-1.

### Passing

W&M: Campbell 23-11-0 148.  
UNH: Santos 21-12-0 103.

### Receiving

W&M: Thompson 3-55, Lustig 3-51, Pitts 2-20, Nicholas 1-9, Brooks 1-8, Trinkle 1-5.  
UNH: Kreider 4-27, Williams 3-38, Diner 2-21, Ball 1-9, Bailey 1-5, Harvey 1-3.

### Defense

W&M: Ndubueze 16 (10 solo), Miller 9 (5 solo), McLaurin 8 (4 solo, TFL), Riley 7 (TFL), McCarthy 7 (TFL), Pendleton 7 (sack), Kelly 5 (TFL), Wright 4 (sack).

Attendance: 3,512

## W&M 42, VMI 6

WILLIAMSBURG (9/25/04) - All-American candidate **Lang Campbell** threw for 137 yards and a pair of touchdowns in the first half to surpass the 3,000-yard mark for his career, as W&M used four second-quarter touchdowns and another outstanding defensive effort to knock off state-rival VMI, 42-6, in front of 8,101 fans at Zable Stadium.

Playing on his 23rd birthday, Campbell went over the 3,000-yard plateau in the first quarter and went on to complete 11-of-15 passes for 160 yards to move into ninth place (3,136) on the College's career passing yards lists. With two TD passes, Campbell also moved into eighth place (28) on the career list at W&M.

The Tribe defense forced four turnovers for the second time this season (UNC) and held the Keydets to 197 total yards, the first time a W&M defense surrendered fewer than 200 total yards since a season-opening win at UMass in 2001 (146). Dating back to a 9-7 win at UNH on Sept. 18, W&M has not allowed a touchdown for over seven consecutive quarters, a feat that has not been accomplished since 1995.

Sophomore linebacker **Ryan Nickell** recorded interceptions on consecutive VMI offensive plays from scrimmage, while all-conference linebacker **Travis McLaurin** and **Chris Ndubueze** each had six tackles and defensive end **Adam O'Connor** recorded five stops, a sack and three quarterback hurries.

Senior tailback **Jon Smith** led the Tribe ground game with 52 yards and two TDs, as he inched closer to 2,000 rushing yards for his career (1,899).

	1	2	3	4	Final
VMI	0	6	0	0	6
William & Mary	0	28	7	7	42

### Scoring Summary

Qtr	Team	Score	Time
2nd	W&M	Smith 2 run (Kuehn kick)	14:56
	W&M	Brooks 6 run (Kuehn kick)	12:42
	VMI	FG Way 28	7:35
	W&M	Thompson 13 pass from Campbell (Kuehn kick)	3:58
	W&M	Nicholas 27 pass from Campbell (Kuehn kick)	2:52
	VMI	FG Way 39	0:42
3rd	W&M	Smith 1 run (Kuehn kick)	9:23
4th	W&M	Taylor 4 pass from Potts (Kuehn kick)	6:20

	W&M	VMI
First Downs	19	15
Rushes - Yards	45-98	31-49
Att-Cmp-Int	23-15-0	39-19-3
Pass Yards	207	148
Total Offense	305	197
Total Plays	68	70
Fumbles - Lost	1-1	2-1
3rd Down Conv.	8-14	3-17
Penalties - Yards	6-56	8-66
Sacks by - Yards	2-22	3-22
Time of Possession	33:10	26:50

### Rushing

W&M: Smith 15-52 (2 TD), McLaurin 8-38, Brooks 12-28 (TD), Parrott 2-7, Campbell 4-5, Potts 1-5, Thompson 1-15.  
VMI: Hollingsworth 10-19, Mizzer 9-14, Jackson 4-12, Lyles 2-8, Poldiak 5-3.

### Passing

W&M: Campbell 15-11-0 160 (2 TD), Potts 8-4-0 47 (TD).  
VMI: Lyles 24-9-3 64, Poldiak 15-10-0 84.

### Receiving

W&M: Thompson 4-66 (TD), 2-47 (TD), Davis 2-40, Pitts 2-29, McLaurin 2-6, Parrott 1-13, Taylor 1-4 (TD), Brooks 1-2.  
VMI: Burden 5-57, Jackson 4-25, Gilliland 2-22, Monteleone 2-15.

### Defense

W&M: McLaurin 6 (4 solo, TFL), Ndubueze 6 (3 solo), O'Connor 5 (sack, FF, QBH), Cason 3 (TFL), Muldrow 3 (5 TFL), Waston, 2 (sack, 2 TFL, FR), Nickell 2 (2 INT), Miller 2 (INT, PBU), Williamson 1 (.5 TFL).

Attendance: 8,101

# 2004 WILLIAM AND MARY GAME-BY-GAME RESULTS

## W&M 38, #16 NU 35 (OT)

**WILLIAMSBURG (10/2/04)** - Powered by a career-best 378-yard passing performance by All-American candidate **Lang Campbell**, the College pulled off a thrilling 38-35 overtime victory over 16th-ranked Northeastern at Zable Stadium.

The decisive points came off the foot of all-conference kicker **Greg Kuehn**, who nailed a 28-yard FG in the first overtime period. He ended the afternoon converting three of his four FG opportunities.

After the Tribe scored on a 77-yard TD pass from Campbell to **Dominique Thompson** with 2:34 remaining in the fourth quarter, and also got the two-point conversion on a pass to redshirt freshman receiver **Joe Nicholas**, W&M had a 35-28 lead. But, NU quarterback Shawn Brady's third TD pass tied the game with 42 seconds remaining and forced OT.

W&M won the toss and elected to play defense first. On the Huskies' first snap, junior **Adam O'Connor** sacked Brady, and NU eventually missed a 53-yard FG attempt. On the Tribe's OT possession, Nicholas caught a key first-down pass from Campbell on third-and-long, and two plays later Kuehn drilled the game-winner.

Campbell ended the day 22 of 36 for 378 yards, including the score to Thompson. He also ran for a pair of TDs. The 378 passing yards ranks as the eighth-best single-game performance in W&M history, and it was his second game over 300 yards in four games this season.

Thompson led the Tribe with a career-high 157 yards on five grabs, while Nicholas hauled in a career-best 111 yards on six catches.

	1	2	3	4	OT	Final
#16 Northeastern	0	14	14	7	0	35
William & Mary	7	7	10	11	3	38

### Scoring Summary

Qtr	Team	Score	Time
1st	W&M	Campbell 2 run (Kuehn kick)	4:27
2nd	NU	Parks 27 pass from Brady (Kescic kick)	8:19
	NU	Parks 23 pass from Brady (Kescic kick)	1:53
	W&M	Campbell 2 run (Kuehn kick)	0:27
3rd	W&M	Brooks 4 run (Kuehn kick)	11:06
	NU	West 2 run (Kescic kick)	8:54
	W&M	FG Kuehn 30	5:24
	NU	Murray 1 run (Kescic kick)	2:57
4th	W&M	FG Kuehn 28	6:57
	W&M	Thompson 77 pass from Campbell (Kuehn kick)	2:34
	NU	Mitchell 3 pass from Brady (Kescic kick)	0:42
OT	W&M	FG Kuehn 28	

	W&M	NU
First Downs	20	20
Rushes - Yards	33-96	35-90
Att-Cmp-Int	36-22-1	33-18-1
Pass Yards	378	301
Total Offense	474	391
Total Plays	69	68
Fumbles - Lost	0-0	1-0
3rd Down Conv.	6-14	8-16
Penalties - Yards	3-35	5-57
Sacks by - Yards	1-10	1-11
Time of Possession	31:46	28:14

### Rushing

W&M: Brooks 11-45 (TD), Smith 12-41, Campbell 8-9 (2 TD), Parrott 1-2.  
 NU: West 12-48 (TD), Murray 13-37 (TD), Gyles 7-15, Brady 2-9.

### Passing

W&M: Campbell 36-22-1 378 (TD).  
 NU: Brady 33-18-1 301 (3 TD).

### Receiving

W&M: Nicholas 6-111, Thompson 5-157 (TD), Trinkle 3-55, Smith 3-14, Brooks 2-31, Davis 1-5, Pitts 1-4, Bratton 1-1.  
 NU: Parks 7-170 (2 TD), Mitchell 6-86 (TD), Graham 1-14.

### Defense

W&M: O'Connor 8 (1.0 sack, 1.5 TFL), Ndubueze 8 (3 solo, .5 TFL), McLaurin 7 (5 solo), Wheeling 7 (5 solo), Wright 5 (3 solo, 1.5 TFL), Cason 4 (2 solo, 1.0 TFL, PBU), Miller 4 (INT, 2 PBU), Shaw 3 (.5 TFL).

Attendance: 8,267

## #18 W&M 37, LU 17

**LYNCHBURG, VA (10/9/04)** - Senior All-American candidate **Lang Campbell** threw for 368 yards, including 221 to senior wide receiver **Dominique Thompson**, as the 18th-ranked College of William and Mary defeated Liberty, 37-17.

In the first-ever meeting between the schools, Campbell completed 19-of-30 passes to surpass the 300-yard mark for the second time in as many games and the third time this season. Thompson pulled in a career-high 10 catches for a personal-best 221 yards, which ranks as the third-best single-game performance in W&M history behind only David Conklin's 240-yard performance against VMI on Sept. 13, 1997, and Mike Sutton's 226-yard effort at Marshall on Nov. 5, 1983. The College piled up a season-high 498 total yards of offense to the Flames' 264.

Senior **Jon Smith** carried 19 times for 51 yards and a pair of TDs, while Campbell and sophomore **Elijah Brooks** each added a score on the ground, as W&M recorded a season-high four rushing TDs.

Junior cornerback **Stephen Cason** had an outstanding game to pace the defense, sharing team-high honors with eight total tackles, in addition to 1.5 sacks, three pass breakups and 2.5 total tackles for loss. The Tribe defense recorded a season-high seven sacks, led by **Jonas Watson** with two. All-conference candidate **Adam O'Connor** registered 1.5 sacks to bring his team-leading total to 4.5.

The win gave W&M its fourth consecutive victory and eighth-straight win over a Division I-AA opponent, dating back to the 2003 season.

	1	2	3	4	Final
#18 William & Mary	10	10	10	7	37
Liberty	3	0	7	7	17

### Scoring Summary

Qtr	Team	Score	Time
1st	W&M	FG Kuehn 22	8:53
	LU	FG Kolegue 41	5:24
	W&M	Brooks 1 run (Kuehn kick)	1:20
2nd	W&M	Campbell 1 run (Kuehn kick)	11:57
	W&M	FG Kuehn 20	2:56
3rd	W&M	Smith 1 run (Kuehn kick)	11:51
	LU	Gado 2 run (Kolegue kick)	8:48
	W&M	FG Kuehn 28	2:37
4th	W&M	Smith 1 run (Kuehn kick)	3:23
	LU	Hamilton 1 run (Kolegue kick)	0:18

	W&M	LU
First Downs	18	17
Rushes - Yards	43-130	33-61
Att-Cmp-Int	30-19-0	35-18-1
Pass Yards	368	203
Total Offense	498	264
Total Plays	73	68
Fumbles - Lost	1-1	2-1
3rd Down Conv.	9-18	3-15
Penalties - Yards	10-90	3-20
Sacks by - Yards	7-46	0-0
Time of Possession	30:55	28:47

### Rushing

W&M: Smith 19-51 (2 TD), Brooks 14-34 (TD), Campbell 8-32 (TD), Nicholas 1-15.  
 LU: Gado 20-97 (TD), Johnson 2-8, Hamilton 1-1 (TD), Troth 9-45.

### Passing

W&M: Campbell 30-19-0 368.  
 LU: Troth 23-11-1 124, Johnson 11-7-0 79, Hamilton 1-0-0.

### Receiving

W&M: Thompson 10-221, Pitts 3-46, Smith 2-29, Trinkle 1-34, Troester 1-28, Taylor 1-6, Brooks 1-4.  
 LU: Williams 6-94, Hamilton 3-15, Jackson 2-34, Cline 2-21, Gado 2-10, Turner 1-17, Luck 1-8, Grigsby 1-4.

### Defense

W&M: Cason 8 (7 solo, 1.5 sack, 2.5 TFL, 3 PBU), McLaurin 8 (FR), Miller 7 (INT), McCarthy 6 (TFL, FF, .5 sack), Nickell 6 (sack, 1.5 TFL), O'Connor 5 (1.5 sack, 2 TFL), Watson 4 (2 sack, 2.5 TFL), Williamson 3 (.5 sack, .5 TFL).

Attendance: 9,603

## #16 W&M 31, URI 24

**WILLIAMSBURG, VA (10/16/04)** - All-American candidate, senior quarterback **Lang Campbell** threw a pair of first-quarter TD passes to sophomore tight end **Matt Trinkle** and later rushed for another score, as the 16th-ranked Tribe held off Rhode Island, 31-24, in front of Homecoming crowd of 8,774 at Zable Stadium.

With the game tied at 24-24, sophomore tailback **Elijah Brooks** plowed into the end zone from two yards out with just over eight minutes remaining in the game for the decisive points. Brooks led the Tribe ground attack with 54 yards on 12 carries, while senior **Jon Smith** surpassed the 2,000-yard mark for his career (2,027) with 36 yards on 13 attempts.

Campbell completed 20-of-27 passes for 192 yards, and Trinkle recorded a career-high seven catches for a personal-best 51 yards. With two TD passes, Campbell moved into seventh place on the W&M career list (31), while also moving into seventh place on the W&M career passing yardage list (4,074).

Junior linebacker **Thad Wheeler** registered a career-high 16 tackles filling in for starter Travis McLaurin, who was hampered by a knee injury suffered early on. Fellow linebacker **Chris Ndubueze** made 14 total stops, and junior safety **James Miller** was in on 13 total tackles to give the Tribe three players in double-digit tackles.

With the win, W&M won its fifth consecutive game overall and its seventh-straight conference game dating back to last season. It was also the Tribe's eighth consecutive win over a Division I-AA opponent, dating back to 2003.

	1	2	3	4	Final
Rhode Island	7	3	7	7	24
#16 William & Mary	14	3	7	7	31

### Scoring Summary

Qtr	Team	Score	Time
1st	URI	Hill 52 pass from Davis (Gianneccchini kick)	12:18
	W&M	Trinkle 3 pass from Campbell (Kuehn kick)	6:03
	W&M	Trinkle 3 pass from Campbell (Kuehn kick)	0:07
2nd	URI	FG Gianneccchini 29	6:21
	W&M	FG Kuehn 28	0:04
3rd	URI	Davis 6 run (Gianneccchini kick)	11:45
	W&M	Campbell 4 run (Kuehn kick)	6:54
4th	URI	Davis 1 run (Gianneccchini kick)	12:19
	W&M	Brooks 2 run (Kuehn kick)	8:09

	W&M	URI
First Downs	19	25
Rushes - Yards	33-97	71-282
Att-Cmp-Int	27-20-0	12-6-0
Pass Yards	192	127
Total Offense	289	409
Total Plays	60	83
Fumbles - Lost	1-0	1-0
3rd Down Conv.	7-12	7-16
Penalties - Yards	2-15	4-45
Sacks by - Yards	0-0	1-6
Time of Possession	28:15	31:45

### Rushing

W&M: Smith 13-36, Brooks 12-54 (TD), Campbell 6-10 (TD).  
 URI: Ham 32-106, Davis 19-65 (2 TD), Poole 8-73, Jones 6-14, Porter 5-7, Hill 1-17.

### Passing

W&M: Campbell 27-20-0 192 (2 TD).  
 URI: Davis 12-6-0 127 (TD).

### Receiving

W&M: Trinkle 7-51 (2 TD), Thompson 4-58, Pitts 3-27, Brooks 3-26, Nicholas 2-15, Davis 1-15.  
 URI: Hill 2-65 (TD), Bowers 2-8, Poole 1-45, West 1-9.

### Defense

W&M: Wheeler 16 (2.0 TFL), Ndubueze 14, Miller 13 (.5 TFL), Nickell 9 (2.5 TFL), Shaw 7 (1.0 TFL, PBU), Wright 7 (1.5 TFL), Cason 6 (1.0 TFL).

Attendance: 8,774

# 2004 WILLIAM AND MARY GAME-BY-GAME RESULTS

## #3 UD 31, #14 W&M 28

**NEWARK, DE (10/23/04)** - Despite a record-setting performance from senior wide receiver **Dominique Thompson** and four TD passes from All-American candidate, senior **Lang Campbell**, the 14th-ranked Tribe dropped a hard-fought 31-28 decision to third-ranked Delaware in front of 22,058 fans at Delaware Stadium.

Thompson set a W&M single-game record with 244 receiving yards, surpassing the previous mark of 240 set by Dave Conklin against VMI in 1997. He also caught all four of Campbell's TD passes, matching a W&M record also held by Vito Ragazzo (1949, vs. WFU) and Corey Ludwig (1993, vs. Maine).

Campbell completed 20 of 30 passes for 355 yards and a career-best four TDs, surpassing the 300-yard mark for the fourth time this season.

The duo connected on scoring plays of 10, 62, 87 and 64 yards with the 87-yard completion tying the longest pass play in W&M history (Dan Henning to Tom Scott vs. Navy, 1961).

W&M scored on its first three possessions and held a 21-7 advantage in front of shocked sellout crowd at the end of one quarter, but the defending I-AA National Champions outscored the Tribe 24-7 to close the game, capped by a 25-yard TD pass from Sonny Riccio to Joseph Bleymaier with 4:41 remaining.

Junior linebacker **Chris Ndubueze** and junior corner **Stephen Cason** share the team-lead with 11 tackles apiece, while sophomore end **Josh Wright** recorded a career-high 10 stops in the loss.

	1	2	3	4	Final
#14 William & Mary	21	0	0	7	28
#3 Delaware	7	17	0	7	31

### Scoring Summary

Qtr	Team	Score	Time
1st	W&M	Thompson 10 pass from Campbell (Kuehn kick)	12:33
	W&M	Thompson 62 pass from Campbell (Kuehn kick)	11:34
	UD	Long 5 pass from Riccio (Shushman kick)	6:12
	W&M	Thompson 87 pass from Campbell (Kuehn kick)	4:26
2nd	UD	Lee 2 run (Shushman kick)	8:33
	UD	FG Shushman 43	5:58
	UD	Lee 2 run (Shushman kick)	0:44
4th	W&M	Thompson 64 pass from Campbell (Kuehn kick)	12:15
	UD	Bleymaier 25 pass from Riccio (Shushman kick)	4:41

	W&M	UD
First Downs	16	26
Rushes - Yards	25-30	46-149
Att-Cmp-Int	30-20-0	40-24-0
Pass Yards	355	302
Total Offense	385	451
Total Plays	55	86
Fumbles - Lost	2-1	0-0
3rd Down Conv.	6-13	10-18
Penalties - Yards	9-55	3-30
Sacks by - Yards	1-8	3-26
Time of Possession	23:38	36:22

### Rushing

W&M: Brooks 10-13, Smith 8-31, Campbell 7-14.  
UD: Lee 18-78 (2 TD), Starks 14-66, Cuff 3-8, Riccio 7-6, Team 3-4, Long 1-5.

### Passing

W&M: Campbell 30-20-0 355 (4 TD).  
UD: Riccio 40-24-0 302 (2 TD).

### Receiving

W&M: Thompson 6-244 (4 TD), Nicholas 5-39, Brooks 3-30, Pitts 3-16, Smith 2-21, Parrott 1-5.  
UD: Long 11-108 (TD), Boler 7-155, LaForgia 3-11, Bleymaier 1-25 (TD), Lee 1-3, Starks 1-0.

### Defense

W&M: Cason 11 (PBU), Ndubueze 11 (2 PBU), Wright 10, Miller 9, Wheeler 9 (TFL), Shaw 7, Nickell 6, McCarthy 5, Watson 3 (1.0 sack).  
Attendance: 22,058

## #16 W&M 41, TU 16

**TOWSON, MD (10/30/04)** - Senior All-American candidate, quarterback **Lang Campbell** threw for 268 yards and three touchdowns in three quarters, and the 16th-ranked Tribe piled up a season-high 585 yards of total offense to subdue Towson, 41-16.

Campbell completed 20-of-29 attempts and his three touchdown passes brought his season total to 14, seven of which have come in the last two games. The 268 passing yards brought his career total to 4,697, moving him into sixth place on the W&M career list, while his three TD passes brought his career total to 38, also moving him into sixth place on the W&M career list in that category.

Senior wide receiver **Dominique Thompson** caught seven passes for 122 yards and two touchdowns, his fifth and sixth scoring receptions in the last two games. Thompson went over the 1,000-yard mark on the season early in the third quarter, becoming just the sixth player in W&M history to record a 1,000-yard receiving season.

Just as impressive as Campbell's feats through air was the Tribe's ground attack, which racked up a season-high 280 rushing yards after averaging just 99.1 yards per game coming in. Senior tailback **Jon Smith** led the rushing attack with a season-high 113 yards on six carries and added a running score. Smith became the first Tribe player this season to surpass the century mark on the ground, and it was his fifth 100-yard rushing game of his career (5), moving him into a tie for eighth place on the W&M career list.

	1	2	3	4	Final
#16 William & Mary	7	17	14	3	41
Towson	3	0	0	13	16

### Scoring Summary

Qtr	Team	Score	Time
1st	W&M	Thompson 46 pass from Campbell (Kuehn kick)	13:07
	TU	FG Halbruner 33	7:38
2nd	W&M	Smith 1 run (Kuehn kick)	14:57
	W&M	Thompson 21 pass from Campbell (Kuehn kick)	7:32
	W&M	FG Kuehn 32	0:47
3rd	W&M	Brooks 8 run (Kuehn kick)	7:27
	W&M	Bratton 1 pass from Campbell (Kuehn kick)	1:41
4th	TU	Perry 49 pass from Goldbeck (Halbruner kick)	14:52
	W&M	FG Kuehn 43	10:46
	TU	Perry 26 pass from Goldbeck (Halbruner kick blocked)	9:23

	W&M	TU
First Downs	30	14
Rushes - Yards	47-280	28-77
Att-Cmp-Int	37-23-0	33-18-2
Pass Yards	305	234
Total Offense	585	311
Total Plays	84	61
Fumbles - Lost	1-1	1-0
3rd Down Conv.	11-18	2-14
Penalties - Yards	5-40	2-30
Sacks by - Yards	2-16	1-3
Time of Possession	35:59	24:01

### Rushing

W&M: Brooks 18-93 (TD), Smith 16-113 (TD), Viola 7-53, Campbell 3-19, Otey 2-6.  
TU: Brunetti 12-49, Corle 6-1, Goldbeck 4-5, Miles 3-11, Marcus 2-11, Brown 1-10.

### Passing

W&M: Campbell 29-20-0 268 (3 TD), Potts 8-3-0 37.  
TU: Goldbeck 33-18-2 234 (2 TD).

### Receiving

W&M: Thompson 7-122 (2 TD), Nicholas 4-42, Smith 3-19, Bratton 2-30 (TD), Davis 2-12, Pitts 1-29, Taylor 1-20, Holston 1-13, Brooks 1-10, Parrot 1-8.  
TU: Marcus 6-70, Brown 4-58, Corle 3-13, Perry 2-75 (2 TD), Arnold 2-10, Brown 1-8.

### Defense

W&M: Miller 10 (2 PBU), Wheeler 9 (TFL, PBU), Nickell 7 (PBU, Blkd PAT), Ndubueze 7 (INT), Shaw 7 (INT), Wright 5 (2.0 TFL), Kelly 4 (1.0 sack), Page 1 (1.0 sack, FF).  
Attendance: 3,280

## #13 W&M 37, #19 VU 29

**WILLIAMSBURG, VA (11/6/04)** - Senior tailback Jon Smith scored on runs of 1, 1 and 17 yards and All-American candidate threw for 232 yards and a touchdown, while also rushing for 60 yards and another score to lead the 13th-ranked Tribe past 19th-ranked Villanova, 37-29, at Zable Stadium.

The victory gave head coach Jimmy Laycock his 13th career season with seven or more victories, and it the College's third win over a ranked opponent this season.

After trailing 21-14 at the break, Campbell connected with redshirt freshman WR Joe Nicholas on a six-yard scoring strike to cap the Tribe's opening drive of the second half, and after the teams exchanged punts, W&M took its first lead of the game when the Wildcats' center sent a snap over the punter's head and out of the end zone.

Smith scored his second touchdown early in the fourth to push the lead to 30-21, and found the end zone for third time with 2:57 remaining, after senior Wade Harrell's 19-yard interception return. Smith scored three rushing TDs for the third time in his career with the last coming against VMI in 2002.

Campbell completed 22 of 34 passes for 232 and threw his 39th career TD pass. He was equally effective on the ground, gaining a season-high 60 yards, including several key first-down runs in the fourth quarter.

Junior all-conference candidate Adam O'Connor recorded three sacks in the game, just a half-sack away from a W&M single-game record. For his efforts, O'Connor was named the A10 Defensive Player of the Week.

	1	2	3	4	Final
#19 Villanova	7	14	0	8	29
#13 William & Mary	7	7	9	14	37

### Scoring Summary

Qtr	Team	Score	Time
1st	VU	Gibson 95 kick return (James kick)	14:46
	W&M	Smith 1 run (Kuehn kick)	10:25
2nd	VU	Dieser 7 pass from Burroughs (James kick)	12:38
	W&M	Campbell 1 run (Kuehn kick)	8:13
	VU	DiGiacomo 17 pass from Burroughs (James kick)	3:38
3rd	W&M	Nicholas 6 pass from Campbell (Kuehn kick)	9:02
	W&M	Team safety	3:26
4th	W&M	Smith 1 run (Kuehn kick)	14:16
	W&M	Smith 17 run (Kuehn kick)	2:57
	VU	DiGiacomo 2 pass from Burroughs (Dieser pass from Burroughs)	0:32

	W&M	VU
First Downs	25	21
Rushes - Yards	45-167	29-107
Att-Cmp-Int	34-22-0	39-25-1
Pass Yards	232	270
Total Offense	399	377
Total Plays	79	68
Fumbles - Lost	0-0	1-0
3rd Down Conv.	10-17	4-12
Penalties - Yards	1-10	4-24
Sacks by - Yards	4-23	0-0
Time of Possession	34:09	25:51

### Rushing

W&M: Smith 17-76 (3 TD), Brooks 16-22, Campbell 10-61 (TD), Thompson 1-11.  
VU: Butler 11-48, Burroughs 10-25, DiGiacomo 3-27, Gibson 3-7, Outlaw 1-20.

### Passing

W&M: Campbell 34-22-0 232 (TD).  
VU: Burroughs 39-25-1 270 (3 TD).

### Receiving

W&M: Pitts 6-64, Nicholas 5-54 (TD), Brooks 4-31, Thompson 3-47, Smith 2-7, Taylor 1-16, Bratton 1-13.  
VU: DiGiacomo 6-44 (2 TD), Outlaw 5-70, Dieser 4-44 (TD), Wright 2-51, Waltman 2-33, Polite 2-12, Sherry 2-11.

### Defense

W&M: Ndubueze 8 (7 solo), Miller 6 (PBU), O'Connor 5 (3 sacks), Nickell 5, Shaw 5, McCarthy 2 (sack), Harrell INT.  
Attendance: 6,755

# 2004 WILLIAM AND MARY GAME-BY-GAME RESULTS

## #10 W&M 27, #4 JMU 24

HARRISONBURG, VA (11/13/04) - Junior all-conference kicker **Greg Kuehn** nailed a 46-yard field goal as time expired to lead 10th-ranked William and Mary to a thrilling 27-24 victory over fourth-ranked James Madison in front of 13,904 fans at Bridgeforth Stadium.

The College gained possession at its 28-yard line with 38 seconds remaining, after JMU tied the game at 24-24 with 45 seconds left. With three timeouts in hand, senior All-American and Payton Award candidate, quarterback **Lang Campbell** calmly led the Tribe on a five play, 43-yard drive to set up Kuehn's game-winning kick that gave the Tribe its first win in Harrisonburg since 1998 and its second victory over a top-10 team on the road this season.

The kick was Kuehn's second game-winning score of the season, as he also drilled a 28-yard field goal in overtime to beat 16th-ranked Northeastern, 38-35, on Oct. 2.

Campbell was brilliant all day, as he methodically picked apart the Dukes' vaunted defense for 323 yards and two touchdowns on 26 of 33 passing. It was Campbell's fifth 300-yard passing game of the season, as he moved over the 5,000-yard barrier for his career (5,302), becoming just the sixth quarterback in W&M history to accomplish the feat.

Junior **Chris Ndubueze** led the Tribe with 12 total tackles and forced a critical JMU fumble late in the game, which was recovered by classmate **Stephen Cason**, who had 10 total stops in the game. All-conference candidate, junior **Adam O'Connor** registered nine total tackles, including a team-high 1.5 for loss.

	1	2	3	4	Final
#10 William & Mary	0	3	7	17	27
#4 James Madison	3	7	0	14	24

### Scoring Summary

Qtr	Team	Score	Time
1st	JMU	FG Rabil 28	2:49
2nd	W&M	FG Kuehn 28	13:18
	JMU	Boxley 17 pass from Rascati (Rabil kick)	3:19
3rd	W&M	Otey 1 pass from Campbell (Kuehn kick)	6:14
4th	JMU	Hines 4 run (Rabil kick)	10:16
	W&M	Pitts 5 pass from Campbell (Kuehn kick)	8:17
	W&M	Smith 3 run (Kuehn kick)	5:40
	JMU	Boxley 27 pass from Rascati (Rabil kick)	0:45
	W&M	FG Kuehn 46	0:00

	W&M	JMU
First Downs	19	27
Rushes - Yards	22-55	56-272
Att-Cmp-Int	33-26-0	27-15-0
Pass Yards	323	153
Total Offense	378	425
Total Plays	55	83
Fumbles - Lost	0-0	2-1
3rd Down Conv.	6-11	12-20
Penalties - Yards	6-60	7-65
Sacks by - Yards	0-0	1-5
Time of Possession	25:09	34:51

### Rushing

W&M: Smith 9-17 (TD), Brooks 8-23, Campbell 4-12, Nicholas 1-3.

JMU: Hines 36-198 (TD), Rascati 13-48, Bolton 4-15, Fenner 3-11.

### Passing

W&M: Campbell 33-26-0 323 (2 TD).

JMU: Rascati 27-15-0 153 (2 TD).

### Receiving

W&M: Nicholas 7-77, Pitts 4-61 (TD), Brooks 4-36, Thompson 3-59, Smith 3-30, Bratton 2-45, Parrot 2-14, Otey 1-1 (TD).  
 JMU: Tolley 5-67, Boxley 3-48 (2 TD), Iorio 1-11, Ridley 1-9, Bolton 1-6, Bransford 1-5, Hines 1-4, Baker 1-3, Fenner 1-0.

### Defense

W&M: Ndubueze 12 (7 solo), Miller 11, Cason 10 (FR), Nickell 10 (TFL), O'Connor 9 (1.5 TFL), Riley 6, Kelly 4 (.5 TFL).

Attendance: 13,904

## #6 W&M 38, UR 14

WILLIAMSBURG, VA (11/20/04) - All-American and Payton Award candidate, senior quarterback **Lang Campbell** threw for a school-record 174 yards and three touchdowns in the third quarter, as sixth-ranked William and Mary defeated archrival Richmond, 38-14, in the 114th meeting between the schools.

With the victory, the Tribe earned a share of the Atlantic 10 Conference Championship and secured the league's automatic bid to the NCAA I-AA Playoffs.

The Tribe reeled off 24 straight points in the third period to turn a 14-point halftime lead into a 38-0 advantage heading into the final quarter.

Campbell completed 21 of 28 passes for 291 yards and four touchdowns, which matched his career-high set earlier this season at Delaware. His three third-quarter TD passes matched a W&M single-quarter record, also set at Delaware this season.

Junior tight end **Adam Bratton** caught two of Campbell's scoring passes in the third, and redshirt freshman **Joe Nicholas** pulled in his third touchdown reception of the season in the frame.

Junior defensive end **Jonas Watson** led an inspired defensive effort for the Tribe, sacking UR quarterback Stacy Tutt twice. W&M recorded five sacks in the game and limited the Spiders to 150 yards through the air.

With 291 passing yards, Campbell established a W&M 11-game, regular season record with 3,037 passing yards, while also setting an 11-game, regular season record for total offense (3,238).

	1	2	3	4	Final
Richmond	0	0	0	14	14
#6 William and Mary	7	7	24	0	38

### Scoring Summary

Qtr	Team	Score	Time
1st	W&M	Thompson 25 pass from Campbell (Kuehn kick)	7:07
2nd	W&M	Smith 2 run (Kuehn kick)	13:24
3rd	W&M	Bratton 17 pass from Campbell (Kuehn kick)	13:21
	W&M	Nicholas 5 pass from Campbell (Kuehn kick)	10:12
	W&M	Bratton 4 pass from Campbell (Kuehn kick)	3:55
	W&M	FG Kuehn 44	0:18
4th	UR	Freeman 16 run (Ball kick)	5:37
	UR	Little 7 pass from Richardson (Ball kick)	0:05

	W&M	UR
First Downs	19	16
Rushes - Yards	34-182	42-155
Att-Cmp-Int	30-21-0	20-12-1
Pass Yards	291	150
Total Offense	473	305
Total Plays	64	62
Fumbles - Lost	3-1	0-0
3rd Down Conv.	5-12	4-14
Penalties - Yards	2-15	4-34
Sacks by - Yards	5-37	2-9
Time of Possession	28:54	31:06

### Rushing

W&M: Smith 12-88 (TD), Brooks 12-58, Viola 5-23, Davis 1-10, Campbell 4-4.

UR: Freeman 22-126 (TD), Hightower 3-17, Tutt 16-9.

### Passing

W&M: Campbell 28-21-0 291 (4 TD), Pitts 1-0-0, Brooks 1-0-0.

UR: Tutt 15-8-1 122, Richardson 5-4-0 28 (TD).

### Receiving

W&M: Nicholas 6-91 (TD), Pitts 4-93, Thompson 4-74 (TD), Bratton 3-24 (2 TD), Smith 2-6, Brooks 2-3.  
 UR: Wilson 4-67, Hightower 2-14, Freeman 2-4, Lehatto 1-32, Schools 1-16, Neuman 1-10, Little 1-7 (TD).

### Defense

W&M: Nickell 7 (1.5 TFL), Wheeler 6 (sack), Ndubueze 6, Watson 5 (2.5 TFL, 2 sacks), Shaw 4 (INT, sack), O'Connor 3 (1.5 TFL, sack).

Attendance: 8,325

## #6 W&M 42, #11 HU 35

WILLIAMSBURG, VA (11/27/04) - Sophomore tailback **Elijah Brooks** ran for a career-high 120 yards and senior Payton Award Candidate **Lang Campbell** threw for 294 yards and three touchdowns to lead William and Mary over Hampton, 42-35, in the first round of the 2004 NCAA I-AA Football Championship in Williamsburg.

The Tribe shook off a sluggish start and erased a 13-7 halftime deficit with 35 second-half points and a season-high 592 yards of total offense, including a season-high 298 on the ground, to overcome a 394 all-purpose yard and three touchdown performance from Pirates' senior wide receiver Jerome Mathis.

After Mathis scored his third TD of the game, a 43-yard pass play with 12:01 remaining in the game, Tribe senior **Dominique Thompson** returned the ensuing kickoff 92 yards for a score, becoming the first W&M player to take a kickoff to the house since 1995.

The defense forced a turnover on the Pirates' next possession, and one play later, Campbell hit Thompson on a 45-yard scoring strike to put the Tribe ahead for good. It was Thompson's second TD catch of the game, as he piled up 118 receiving yards on seven grabs for his fifth 100-yard game of the season.

Senior tailback **Jon Smith** and Campbell each contributed to the Tribe's impressive rushing attack, as Smith racked up 80 yards and two scores on 13 carries, while Campbell added a season-high 71 yards on nine attempts.

The victory gave W&M its 10th win of the season, becoming just the third team in school history to reach the mark. It was also the Tribe's first playoff victory, since a 45-6 win over Jackson State in 1995.

	1	2	3	4	Final
#11 Hampton	13	0	8	14	35
#6 William and Mary	0	7	14	21	42

### Scoring Summary

Qtr	Team	Score	Time
1st	HU	Daniels 1 run (Paterini kick)	10:59
	HU	Mathis 80 pass from Shepherd (kick failed)	3:31
2nd	W&M	Bratton 8 pass from Campbell (Kuehn kick)	9:23
3rd	W&M	Thompson 27 pass from Campbell (Kuehn kick)	13:08
	HU	Mathis 93 kick return (Paterini kick)	12:55
	W&M	Smith 4 run (Kuehn kick)	5:33
4th	HU	Mathis 43 pass from Shepherd (Paterini kick)	12:01
	W&M	Thompson 92 kick return (Kuehn kick)	11:47
	W&M	Smith 4 run (Kuehn kick)	1:56
	HU	Shepherd 7 run (Paterini kick)	0:32

	W&M	HU
First Downs	30	15
Rushes - Yards	41-298	43-128
Att-Cmp-Int	37-23-3	23-11-0
Pass Yards	294	242
Total Offense	592	370
Total Plays	78	66
Fumbles - Lost	0-0	1-1
3rd Down Conv.	4-12	5-15
Penalties - Yards	5-43	10-147
Sacks by - Yards	3-29	1-6
Time of Possession	33:44	26:16

### Rushing

W&M: Brooks 17-120, Smith 13-81 (2 TD), Campbell 9-71, Thompson 1-27.

HU: Coleman 14-33, Daniels 11-52 (TD), Shepherd 11-minus 13 (TD), Mathis 4-40, Payton 2-17.

### Passing

W&M: Campbell 37-23-3 294 (3 TD).

HU: Shepherd 23-11-0 242 (2 TD).

### Receiving

W&M: Thompson 7-118 (2 TD), Pitts 6-80, Nicholas 5-53, Bratton 3-42 (TD), Smith 1-3, Brooks 1-minus 2.

HU: Mathis 6-188 (2 TD), Faulkner 3-36, Daniels 2-18.

### Defense

W&M: Shaw 9 (TFL, FF, 2 PBU), Cason 8 (sack), Nickell 6 (1.5 TFL), Ndubueze 6 (sack, 1.5 TFL), Riley 5 (sack, 1.5 TFL), Kelly 5 (TFL), O'Connor 3 (1.5 TFL, FR, PBU).

Attendance: 5,576



# QUARTERBACK CLUB PLAYERS OF THE WEEK

For the Week of: Nov. 27, Hampton

## OFFENSE

### ELIJAH BROOKS, SO., TB



Brooks ran for a career-high 120 yards on 17 carries, as W&M piled up a season-high 298 rushing yards against the Pirates Saturday.

#### Previous Winners:

North Carolina - Sept. 4  
Lang Campbell, Sr., Quarterback  
23-41-0, 322 yds, 2 TD; 6 att., 35 yds, 2 TD

New Hampshire - Sept. 18  
Cody Morris, So., Lineman

VMI - Sept. 25  
Jon Smith, Sr., Tailback  
15 carries, 52 yards, 2 TD

Northeastern - Oct. 2  
Lang Campbell, Sr., QB  
22-36, career-high 378 yards, TD; 2 rush TDs

Liberty - Oct. 9  
Dominique Thompson, Sr., WR  
10 catches, career-high 221 yards

Rhode Island - Oct. 16  
Matt Trinkle, So., TE  
7 catches, career-high 51 yards, 2 TDs

Delaware - Oct. 23  
Dominique Thompson, Sr. WR  
6 catches, school-record 244 yards, 4 TDs

Towson - Oct. 30  
Patrick Mulloy, Jr., C  
Led o-line that produced 585 yards total offense

Villanova - Nov. 6  
Lang Campbell, Sr., QB  
22-34, 232 yards, TD; 10 att., 60 yards, TD

James Madison - Nov. 13  
Lang Campbell, Sr., QB  
26-33, 326 yards, 2 TD

Richmond - Nov. 20  
Cody Morris, So., OL

## DEFENSE

### JON SHAW, JR., SS



Shaw was in on a team-high nine total tackles and forced a crucial fumble in the fourth quarter that led to a Tribe score.

#### Previous Winners:

North Carolina - Sept. 4  
James Miller, Jr., FS  
15 TT, 8 UT, FR, BrUP

New Hampshire - Sept. 18  
Chris Ndubueze, Jr., LB  
16 total tackles, 10 solo

VMI - Sept. 25  
Ryan Nickell, So., LB  
2 total tackles, 2 INT

Northeastern - Oct. 2  
Adam O'Connor, Jr., DE  
8 total tackles, 1.0 sack

Liberty - Oct. 9  
Stephen Cason, Jr., CB  
8 total tackles, 2.5 TFL, 1.5 sacks, 3 PBU

Rhode Island - Oct. 16  
Thad Wheeler, Jr., LB  
Career-high 16 total tackles, 2.0 TFL

Delaware - Oct. 23  
Chris Ndubueze, Jr. LB  
11 total tackles, 9 solo, 2 PBU

Towson - Oct. 30  
Josh Wright, So., DE  
5 total tackles, 3 solo, 2 TFLs

Villanova - Nov. 6  
Adam O'Connor, Jr., DE  
3.0 sacks, 5 solo tackles

James Madison - Nov. 13  
James Miller, Jr., FS  
11 total tackles

Richmond - Nov. 20  
Jonas Watson, Jr., DE  
5 total tackles, 2 sacks, 2.5 TFLs

## SPECIAL TEAMS

### DOM. THOMPSON, SR., WR



Thompson made the most of his one kickoff return, taking it 92 yards for a TD to tie the game in the fourth. He was the first W&M player to return a kickoff for a TD since 1995.

#### Previous Winners:

North Carolina - Sept. 4  
Josh Lusitg, Sr. WR/KR  
6 ret., 135 yds, 22.5 avg; 6 rec., 112 yds, TD

New Hampshire - Sept. 18  
Greg Kuehn, Jr., PK  
27, 35, and 21-yard FGs in 9-7 win

VMI - Sept. 25  
Mike Mesi, Sr., P  
6 punts, 264 yards, 44.0 avg., 64 long

Northeastern - Oct. 2  
Greg Kuehn, Jr., PK  
3-4 FG (30, 28, 28) including GW in OT

Liberty - Oct. 9  
Tony Viola, RF, RB  
3 total tackles, 2 solo, on kick coverage

Rhode Island - Oct. 16  
Greg Kuehn, Jr., PK  
1-1 FG (28), 4-4 PAT, 4 touchbacks

Delaware - Oct. 23  
Dominique Thompson, Sr., WR  
3 KO returns for 52 yards, 1.0 tackle

Towson - Oct. 30  
Alan Wheeling, Jr., DB  
3 total tackles on kick coverage

Villanova - Nov. 6  
Mike Mesi, Sr., P  
Avg. 43.0 yards on four punts, three downed I20

James Madison - Nov. 13  
Greg Kuehn, Jr., PK  
GW 46-yard FG as time expired; 2-3 FGA

Richmond - Nov. 20  
Mike Mesi, Sr., P  
4 punts, 42.0 AVG, three downed inside 20



2004 NCAA Division I-AA

# Football Championship

**FIRST ROUND**

November 27  
On campus

**QUARTERFINALS**

December 4  
On campus

**SEMIFINALS**

December 10 or 11  
On campus

**FINAL**

December 17  
Chattanooga, Tennessee

1 \*Southern Illinois (10-1)

2:30 p.m. ET \* Eastern Washington 35-31  
Eastern Wash. (8-3)

\*Sam Houston St. (9-2) ESPN Gameplan - 7:30 p.m. ET  
2 p.m. ET Sam Houston St. 54-24  
Western Ky. (9-2)

\*Montana (9-2)  
2 p.m. ET \* Montana 56-7  
Northwestern St. (8-3)

4 \*Ga. Southern (9-2) ESPN2 - 4 p.m. ET  
ESPN2 - 6 p.m. ET New Hampshire 27-23  
New Hampshire (9-2)

3 \*William & Mary (9-2)  
Noon ET \* William & Mary 42-35  
Hampton (10-1)

\*Delaware (8-3) ESPN Gameplan - Noon ET  
CSTV - 3 p.m. ET Delaware 28-14  
Lafayette (8-3)

\*Lehigh (9-2)  
12:30 p.m. ET James Madison 14-13  
James Madison (9-2)

2 \*Furman (9-2) ESPN Gameplan - 3:30 p.m. ET  
CSS - Noon ET \* Furman 49-7  
Jacksonville St. (9-1)

ESPN2 - Live

Finley Stadium/Davenport Field  
Chattanooga, Tennessee  
December 17  
8 p.m. ET - ESPN2

NATIONAL  
CHAMPION



\*Denotes host institution.

ESPN Gameplan QF telecasts will also be syndicated on numerous television outlets. Refer to [www.NCAAsports.com/broadcast](http://www.NCAAsports.com/broadcast) for more information.