

WILLIAM AND MARY FOOTBALL



10 20 30 40 50 40 30 20 10

10 20 30 40 50 40 30 20 10

2004 SPRING PROSPECTUS

Quick Facts

Table of Contents

Quick Facts	2
Team Notes	3
Spring Preview	4-5
Two-Deep	6
Coach Jimmye Laycock	9
Q&A with Coach Laycock	10
Key Returnees	11-15
Spring Schedule	15
2003 Box Scores	16-19
Honors and Awards	20
Team Statistics	21
Individual Statistics	22-23
Defensive Statistics	24
Composite Schedule	25

General Information

Location: Williamsburg, Virginia
 Founded: 1693
 Enrollment: 5,560
 Nickname: Tribe
 School Colors: Green, Gold and Silver
 Stadium: Walter J. Zable Stadium at Cary Field (13,279)
 Surface: Natural Grass
 Conference: Atlantic 10 Football
 President: Timothy J. Sullivan (William and Mary, 1966)
 Athletics Director: Terry Driscoll (Boston College, 1969)

History

First year of football: 1893
 Bowl/playoff record: 6-7 (2-6 in Division I-AA)
 Years in postseason play: 11 (six in Division I-AA)
 Last playoff appearance: 2001
 Result: L, 40-27, at Appalachian State, First Round
 All-time record: 484-481-41

Tribe Coaching Staff

Head Coach: Jimmye Laycock (William and Mary, 1970)
 Record at W&M: 159-110-2 (24 years)
 Career Record: Same

Team Information

Affiliations: NCAA Division I-AA, Atlantic 10 Football
 2003 Record: 5-5
 Conference Finish: 4-4, sixth place
 Final Ranking: N/A
 Basic Offense: Pro-Style
 Basic Defense: Multiple
 Letterwinners Returning: 34
 Letterwinners Lost: 8
 Starters Returning: 18 (8 offense, 8 defense, 2 specialists)
 Starters Lost: 6 (3 offense, 3 defense)

Sports Information

Sports Information Director (Primary Football Contact):
 Pete Clawson
 Phone: (757) 221-3369
 E-mail: pmclaw@wm.edu
 Web Site: www.TribeAthletics.com

Assistant to the Director (Secondary Football Contact):
 Mario Machi
 Phone: (757) 221-3344
 E-mail: sports@wm.edu

Associate Sports Information Director: Dan Wakely
 Phone: (757) 221-3368
 E-mail: ddwake@wm.edu

Assistant Sports Information Director: Chris Poore
 Phone: (757) 221-3370
 E-mail: cppoor@wm.edu

2004 William and Mary Football Schedule

September 4	at North Carolina
September 18	at New Hampshire *
SEPTEMBER 25	VMI
OCTOBER 2	NORTHEASTERN *
October 9	at Liberty
OCTOBER 16	RHODE ISLAND (HC) *
October 23	at Delaware *
October 30	at Towson *
NOVEMBER 6	VILLANOVA *
November 13	at James Madison *
NOVEMBER 20	RICHMOND *

* - Atlantic 10 Conference game
 All dates subject to change.
 Home games in **BOLD CAPS**.

The Tribe's annual contest with Richmond is known as the Oldest Rivalry in the South. W&M claimed the I-64 Trophy with last year's season-ending 59-21 win over the Spiders, which capped a four-game winning streak to close the season.



Silver Anniversary: This season will mark the 25th at the helm of the Tribe football program for legendary head coach Jimmie Laycock. The school's all-time leader with 159 victories, Laycock has already made his mark on the conference and national record books, as well.

Laycock's 58 wins in Yankee/Atlantic 10 conference play are the fifth-best of all-time, and second among all active coaches. Laycock's conference winning percentage of .644 is second-best among all active coaches. He has been at his post longer than any other current league coach.

In the NCAA record books, only Penn State's Joe Paterno (38 years) and Florida State's Bobby Bowden (28 years) have been in their current posts longer than Laycock, among all Division I coaches.

On Schedule: The 2004 season opener for the Tribe will take place on Sept. 4, when W&M travels to the University of North Carolina. This marks the third consecutive season that W&M has opened against a Division I-A opponent, after the College faced Indiana in 2002 and Western Michigan last year.

The game against the Tar Heels will mark the first time that the Tribe has faced an opponent from the Atlantic Coast Conference since a 38-9 loss at North Carolina State in 1999. W&M's last season opener against an ACC school was in 1995, when the Tribe lost at Virginia, 40-16. Overall, W&M is 49-100-8 against schools currently in the ACC, including a record of 4-16-1 in season openers. W&M's all-time record against UNC is 0-11-2.

Also of note, W&M will make its first-ever trip to both Liberty (Oct. 9) and Towson (Oct. 30). In addition, the Tribe must travel to defending I-AA national champion Delaware for the second-consecutive season (Oct. 23).

Bouncing Back: The resiliency that the Tribe showed last season after starting out 1-5 and rallying with a four-game winning streak to end the season has been evident throughout Jimmie Laycock's 24 years as W&M's head coach.

In a glimpse at what could be on the horizon for this year's squad, one needs to look no further than what has happened in the six previous times under Laycock that the squad has won less than six games. In those six years, the combined record of the team is 25-41. In the year following each of those seasons, W&M is 37-29-1, averaging two more wins per season. The most recent example was the 2001 Atlantic 10 championship team, which finished 8-4 after a 5-6 season in 2000.

The Legend of Lang: Senior quarterback **Lang Campbell** excelled in his first year as a starter. Campbell completed 182 of 285 passes, with 22 touchdowns and just seven interceptions in the 10-game schedule. In the process, he was named third-team all-conference at quarterback. Campbell threw for over 200 yards in the season's final seven games.

In conference games, Campbell completed over 66 percent of his passes for a league-leading 243.5 yards per game and a pass efficiency rating of 156.7. Campbell also led the league by averaging 272.8 yards of total offense in A-10 games.

His 274-yard outing last year against URI marked the end of four straight weeks in which he threw for better than 250 yards, a feat not accomplished by a Tribe quarterback since the 1990 season when 2004 W&M Hall of Fame Inductee Chris Hakel surpassed the 250-yard barrier five straight time between the season's sixth and 10th games

Not just a one-dimensional player, Campbell also was the squad's second-leading rusher on the season, gaining 300 yards on 77 attempts.

A candidate for national honors this season, Campbell is looking to repeat and increase the successes of the 2003 season, when he led the conference in passing yards per game (229.6) and pass efficiency (152.1), while finishing second in total offense (259.6). Campbell's passer rating was seventh in the country, while he ranked 18th nationally in total offense.


Just For Kicks: William and Mary returns both of its specialists, as kicker **Greg Kuehn** and punter **Mike Mesi** are back for the third-straight season as the starters at their respective positions.

Both players are among the tops in the conference, as each earned all-conference honors in 2003. Kuehn was a second-team all-league pick for the second-straight season, while Mesi was named third-team All-A-10.

Kuehn led all kickers in the A-10, and was eighth nationally, with 1.3 field goals per game. He has finished in the nation's top 10 in field goals per game in each of his first two seasons.

Mesi finished second in the conference with an average of 41.2 yards per punt, and had 14 punts last season downed inside the opposition's 20-yard line.

Return of the Leaders: With the trio of leading passer **Lang Campbell**, leading rusher **Delmus Coley** and leading scorer **Greg Kuehn** all returning from the 2003 squad, it marks the first time since the 2000 season that the Tribe has brought back its top performer in all three categories. That year, quarterback Dave Corley, tailback Hameen Ali and kicker Brett Sterba came back after leading the team in passing, rushing and scoring, respectively.



Senior quarterback Lang Campbell returns as the leader of the high-powered Tribe offense. Campbell captured all-conference honors last year, throwing 22 touchdown passes in just 10 games.

Spring Preview



Jon Smith has rushed for 24 touchdowns in his first three seasons with the Tribe.

On the heels of a four-game winning streak to close the 2003 campaign, the 2004 edition of William and Mary football is ready to begin its preparations for the upcoming season with the start of spring practice on March 17.

A season that started slowly with problems ranging from injuries to Hurricane Isabel was turned around completely as the Tribe used key contributions from the senior class plus an influx of youth on both sides of the ball to rebound and finish the year with a 5-5 record and four consecutive wins.

Now, as the Tribe prepares to embark on its 25th season under legendary head coach **Jimmy Laycock**, the squad will use its spring drills as a means of garnering more experience for the younger players on the team in addition to helping the veterans fine tune their games.

Despite the graduation of Rich Musinski, the most celebrated receiver in school history, the W&M offense seems poised to pick up where it finished off last year.

In the four-game winning streak, W&M averaged 39.3 points and 459.3 yards of total offense per game, led by returning all-conference quarterback **Lang Campbell**. The rising senior from Winchester, VA, was the Atlantic 10's

leader in passing efficiency with a rating of 152.09 and should continue to improve with a full year of starting experience under his belt. In just his first season as the starter, Campbell showed uncanny poise and presence in the pocket. The spring will feature a hotly-contested battle for backup duties between **Ben Lawrence**, **Mike Potts**, **Christian Taylor** and **John Jacobs**.

Another area where the continuity from last season should prove to be helpful is on the offensive line, where the Tribe returns four starters from last year's youth-laden corps. Rising senior **Matthew Witham** and junior **Patrick Mulloy** are both back after having seen significant action in each of the past two years, while **Ryan Lumm**, **Michael Grenz** and **Cody Morris** all saw extensive playing time as well. Witham and Mulloy are both all-conference candidates, and will anchor the line. The unit was able to gel as the season went on, and a full offseason in the weight room should only improve the group.

The backfield is another area where the Tribe has a plethora of depth heading into the spring. Senior tailback **Jon Smith** fought through an injury-plagued 2003 campaign and managed to rush for three touchdowns and 212 yards. **Steven Hargrove** was one of the team's top all-purpose yardage gainers last year. The squad's leading returning rusher, **Delmus Coley**, will sit out spring

drills after suffering a knee injury in the ninth game of the season against UNH. With Kent State transfer **Elijah Brooks** and promising youngster **Trevor McLaurin** both in the mix, though, the Tribe should have plenty of backs to hand the ball off to in the spring. The depth in the backfield should be a key in freeing up Campbell and the Tribe's passing game.

A pair of tight ends return to the squad with a solid understanding of the offense. Both **Adam Bratton** and **Matt Trinkle** saw significant playing time in 2003 and were solid performers for the Tribe. Bratton and Trinkle, along with youngsters **B.J. Pearce** and **Jordan Troester**, will give the Tribe quality depth at the tight end position.

Despite losing the school's all-time leader in receptions and receiving yards in Musinski, as well as fellow graduate **Danny Wade**, the cupboard is far from bare in the W&M receiving corps. A trio of upperclassmen who have shown flashes of brilliance in the past, **Dominique Thompson**, **John Pitts** and **Josh Lustig**, are returning to lead the receiving corps.

Thompson is among the most athletic performers on the squad and has all of the physical skills to be a dominant performer. Much like Thompson, Pitts also is a very physically-gifted athlete. Standing 6-foot-3, he can be an imposing presence downfield for the Tribe.



Linebacker Travis McLaurin made 120 tackles last year, tops among Tribe returnees.

In Lustig, the Tribe has a sure-handed receiver with good speed and a fearless approach to the game. The same attributes also help make him a dangerous kick returner. In the final three games of the 2003 season, the trio combined for 12 catches for 232 yards and three touchdowns opposite Musinski.

On the defensive side of the ball, the Tribe is poised for a fresh start under new defensive coordinator Jim Pletcher. Coming to W&M from Cornell University, Pletcher is known for incorporating a fundamentally-sound and tough defensive style that should translate well to the Tribe's personnel.

Adam O'Connor leads the way on the defensive line for W&M. The 6-6, 250-pound rising junior broke through last season to finish tops on the squad and among the league leaders in both sacks and tackles for loss. Off of the strength of this performance, O'Connor comes into 2004 poised to challenge for all-conference recognition. Also returning on the line are rising seniors **Mike McCarthy** and **Justin Kelly**, while **Larry Pendleton**, **Josh Wright**, **Jonas Watson** and **Brian Williamson** have also seen playing time for the Tribe.

The linebacking corps features returning all-conference pick **Travis McLaurin**, as well as another standout in **Chris Ndubueze**. McLaurin averaged 12.0 tackles per game in his first full season, the top returning tackler on the squad. He also contributed five TFLs, three sacks, an interception, a forced fumble and a fumble recovery that he returned for a touchdown. Ndubueze also had breakthrough games last year. He made 11 stops against Hofstra and 10 against VMI. Hard-working **Leonard Muldrow** also returns to the position. Muldrow saw his production and playing time increase as the season went along in 2003. W&M also has **Ryan Nickell** returning at the position. Last year, Nickell was the surprise of the spring, and he parlayed that into significant playing time. This year, players such as **Ryan Horvath**, **T.J. O'Neill**, **Marcus Shepherd** and **William Turner** are coming into spring practice and looking to make their marks.

The secondary must replace all-con-



James Miller is an all-conference candidate in the defensive backfield for the Tribe.

ference performers Billy Parker and Marques Bobo, but a strong group of experienced performers returns. Senior twins **Corey** and **Craig Patterson** have played every position in the secondary, and have proven their worth to the team over the years. Juniors **Jonathan Shaw** and **James Miller** each improved as the year went on last year, which was capped with a 59-21 win over rival Richmond, in which Miller had two interceptions, including one returned for a TD. At corner, sophomores **Alan Wheeling**, **Richard Riley** and **Cedric Slye** are each looking for playing time after seeing varying degrees of action last year. Pletcher, who also oversees the second-

ary, will use the spring to get all of this young talent much needed repetitions.

One of the strengths of this year's team should be the special teams play. W&M returns a pair of specialists who each earned all-conference honors last season in kicker **Greg Kuehn** and punter **Mike Mesi**. Kuehn finished first in the league with 1.3 field goals per game en route to second-team all-league honors. Mesi, meanwhile, was second in the conference with an average of 41.2 yards per kick.

With a solid mix of returnees plus the influx of youth, this season's spring practice sessions should go a long way in determining the fate of the 2004 Tribe.

Spring Two-Deep

WIDE RECEIVER					DEFENSIVE END				
3	DOMINIQUE THOMPSON	SR	6-1	185	97	ADAM O'CONNOR	JR	6-6	250
33	Josh Lustig	Sr	5-9	175	70	Ryan Jones	RF	6-3	240
LEFT TACKLE					DEFENSIVE TACKLE				
78	MATTHEW WITHAM	SR	6-6	330	58	LARRY PENDLETON	JR	6-3	285
57	Brian Neely	So	6-4	275	96	Justin Kelly	Sr	6-2	260
LEFT GUARD					DEFENSIVE TACKLE				
63	RYAN LUMM	JR	6-3	265	99	MIKE MCCARTHY	SR	6-3	260
65	Matt Ridjaneck	Jr	6-5	265	77	Brian Williamson	So	6-4	255
CENTER					DEFENSIVE END				
59	PATRICK MULLOY	JR	6-3	285	93	Jonas Watson	Jr	6-2	240
75	Michael Grenz	Jr	6-3	282	94	Josh Wright	So	6-2	227
RIGHT GUARD					INSIDE LINEBACKER				
68	Cody Morris	So	6-3	275	52	TRAVIS MCLAURIN	JR	5-11	226
60	Stephen Ball	So	6-3	280	34	Thad Wheeler	Sr	6-1	215
RIGHT TACKLE					OUTSIDE LINEBACKER				
73	Brent Cochran	RF	6-4	280	54	CHRIS NDUBUEZE	SO	6-1	210
71	Brad Stewart	RF	6-3	280	39	T.J. O'Neill	RF	6-1	220
TIGHT END					OUTSIDE LINEBACKER				
40	ADAM BRATTON	JR	6-3	245	55	Ryan Nickell	So	6-2	206
85	Matt Trinkle	So	6-4	232	4	Leonard Muldrow	So	5-9	175
WIDE RECEIVER					STRONG SAFETY				
19	John Pitts	Sr	6-3	215	35	JONATHAN SHAW	SO	6-1	185
80	John Taylor	So	6-1	180	5	Craig Patterson	Sr	5-11	197
QUARTERBACK					FREE SAFETY				
12	LANG CAMPBELL	SR	6-3	200	21	JAMES MILLER	SO	6-1	195
10	Mike Potts	RF	6-4	205	29	Zach Stout	So	5-10	185
TAILBACK					CORNERBACK				
2	JON SMITH	SR	6-1	210	8	ALAN WHEELING	SO	5-9	170
23	Trevor McLaurin	So	5-11	195	38	David Page	RF	5-9	180
FULLBACK					CORNERBACK				
26	LeVince Parrott	So	5-9	190	36	Richard Riley	So	6-1	175
43	Chris Faha	Jr	6-1	210	28	Cedric Slye	So	5-10	182
PLACEKICKER					PUNTER				
25	GREG KUEHN	JR	6-3	195	13	MIKE MESI	JR	6-0	190
91	John Pritchard	So	5-11	209	91	John Pritchard	So	5-11	209
KICK RETURNER					PUNT RETURNER				
33	Josh Lustig	Sr	5-9	175	33	Josh Lustig	Sr	5-9	175
1	Steven Hargrove	Jr	6-1	240	35	Jonathan Shaw	So	6-1	185

Returning Starters in **BOLD CAPS**

Team Rosters

No.	Name	Cl	Pos	Ht	Wt	High School	Hometown
82	Baker, Eric	RF	WR	6-0	185	Montoursville	Montoursville, PA
60	Ball, Stephen	So	OL	6-3	280	Hylton	Dumfries, VA
64	Bowles, Jason	RF	DL	6-3	240	Phoebus	Hampton, VA
40	Bratton, Adam	Jr	TE	6-3	245	Montoursville	Montoursville, PA
9	Brooks, Elijah	So	TB	5-9	205	DeMatha	Largo, MD
84	Burrow, Brandon	RF	WR	5-9	175	Colonial Heights	Colonial Heights, VA
12	Campbell, Lang	Sr	QB	6-3	200	Handley	Winchester, VA
22	Cason, Stephen	Jr	DB	6-0	202	James River	Richmond, VA
73	Cochran, Brent	RF	OL	6-4	280	South Lakes	Reston, VA
32	Coley, Delmus	So	RB	5-9	195	Floyd Kellam	Virginia Beach, VA
92	Daush, Bobby	So	DL	6-2	240	Christian Brothers	Memphis, TN
15	Davis, Corey	So	QB	6-1	190	Deep Creek	Chesapeake, VA
43	Faha, Chris	Jr	FB	6-1	210	Good Counsel	Silver Spring, MD
62	Falbo, Graham	RF	OL	6-0	235	Westfield	Centreville, VA
75	Grenz, Michael	Jr	OL	6-3	282	Wayne Hills	Wayne, NJ
95	Griffin, Jr., Jerome	Jr	DL	6-3	240	Crestwood	Sumter, SC
1	Hargrove, Steven	Jr	RB	6-1	240	Woodberry Forest	Alexandria, VA
51	Harrell, Wade	Sr	DL	6-2	230	Smithfield	Smithfield, VA
88	Holston, Nathan	So	WR	6-0	190	Monacan	Mechanicsville, VA
67	Horvath, Ryan	RF	LB	6-1	210	Midlothian	Midlothian, VA
87	Jackson, Paris	RF	WR	6-1	200	Westfield	Centreville, VA
7	Jacobs, John	RF	QB	6-2	190	Gaithersburg	Gaithersburg, MD
70	Jones, Ryan	RF	DL	6-3	240	Blacksburg	Blacksburg, VA
96	Kelly, Justin	Sr	DL	6-2	260	Lafayette	Williamsburg, VA
45	Kimber, Chris	Jr	DB	6-2	212	Watkins Mill	Gaithersburg, MD
25	Kuehn, Greg	Jr	K	6-2	195	Potomac Falls	Potomac Falls, VA
16	Lawrence, Ben	Jr	QB	5-10	180	Gloucester	Gloucester, VA
63	Lumm, Ryan	Jr	OL	6-3	265	Santa Margarita	Mission Viejo, CA
33	Lustig, Josh	Sr	WR	5-9	175	Cathedral Prep	Erie, PA
99	McCarthy, Mike	Sr	DL	6-3	260	Cumberland Valley	Mechanicsburg, PA
52	McLaurin, Travis	Jr	LB	5-11	226	Thomas McKean	Wilmington, DE
23	McLaurin, Trevor	So	RB	5-11	195	Thomas McKean	Wilmington, DE
13	Mesi, Mike	Sr	P/K	6-0	190	Monmouth Regional	Eatontown, NJ
21	Miller, James	Jr	DB	6-1	195	Lake Taylor	Norfolk, VA
68	Morris, Cody	So	OL	6-3	275	Hazelton Area	Jeansville, PA
4	Muldrow, Leonard	So	DB	5-9	175	Ocean Lakes	Virginia Beach, VA
59	Mulloy, Patrick	Jr	OL	6-3	285	Salesianum	West Chester, PA
54	Ndubueze, Chris	Jr	LB	6-1	237	Dematha	Lanham, MD
57	Neely, Brian	So	OL	6-4	275	Lee Davis	Mechanicsville, VA
27	Nicholas, Joseph	RF	DB	6-3	205	Hazelton Area	Sugarloaf, PA
55	Nickell, Ryan	So	LB	6-2	206	Tabb	Yorktown, VA
97	O'Connor, Adam	Jr	DL	6-6	250	Ragsdale	Greensboro, NC
39	O'Neill, T.J.	RF	LB	6-1	220	Tabor Academy	Duxbury, MA
72	Oliver, Justin	RF	OL	6-4	270	Gettysburg	Fairfield, PA
46	Otey, Matt	RF	RB	5-11	190	Hershey	Hershey, PA
38	Page, David	RF	DB	5-9	180	Cardinal Mooney	Sarasota, FL
26	Parrott, LeVince	So	RB	5-9	170	Lafayette	Williamsburg, VA
6	Patterson, Corey	Sr	DB	5-11	190	New Kent	New Kent, VA
5	Patterson, Craig	Sr	DB	5-11	197	New Kent	New Kent, VA
98	Pearce, B.J.	RF	TE	6-3	235	Halifax County	Vernon Hill, VA
58	Pendleton, Larry	Jr	DL	6-3	285	Booker T. Wash.	Norfolk, VA
19	Pitts, Jr., John	Sr	WR	6-3	215	East Forsyth	Kernersville, NC
10	Potts, Michael	RF	QB	6-4	205	Middletown	Middletown, DE
91	Pritchard, John	So	K	5-11	209	Atlee	Mechanicsville, VA
74	Pugh, Brandon	RF	DL	6-3	250	Indian River	Chesapeake, VA
65	Ridjaneck, Matt	Jr	OL	6-5	265	Center	Monaca, PA
36	Riley, Richard	So	DB	6-1	175	Gaithersburg	Gaithersburg, MD
35	Shaw, Jonathan	Jr	DB	6-0	190	Lake Brantley	Altamonte Springs, FL
47	Shepherd, Marcus	RF	LB	5-11	200	Parkdale	Landover, MD

Team Rosters


28	Slye, Cedric	So	DB	5-10	182	St. Johns	Washington, DC
2	Smith, Jon	Sr	RB	6-1	210	Country Day	Cincinnati, OH
71	Stewart, Brad	RF	OL	6-3	280	Bethel Park	Bethel Park, PA
29	Stout, Zachary	So	DB	5-10	185	Lee-Davis	Mechanicsville, VA
14	Taylor, Christian	So	QB	6-4	185	Grafton	Yorktown, VA
80	Taylor, John	So	WR	6-1	180	St. Albans	Washington, DC
3	Thompson, Dominique	Sr	WR	6-1	185	Riverside	Durham, NC
85	Trinkle, Matt	So	TE	6-4	232	Allentown Cent. Cath.	Whitehall, PA
83	Troester, Jordan	So	TE	6-3	210	New Kent	Providence Forge, VA
69	Turner, William	RF	LB	6-1	220	Franklin County	Wirtz, VA
30	Viola, Tony	RF	RB	6-1	220	Stonewall Jackson	Broadway, VA
66	Walker, Jake	So	OL	6-3	265	Lafayette	Ellisville, MO
93	Watson, Jonas	Jr	LB	6-2	240	Bethel	Hampton, VA
34	Wheeler, Thad	Sr	LB	6-1	215	Sequoyah	Canton, GA
8	Wheeling, Alan	So	DB	5-9	170	Pulaski County	Dublin, VA
77	Williamson, Brian	So	DL	6-4	255	Whiteville	Nakina, NC
78	Witham, Matthew	Sr	OL	6-6	330	Tatnall School	Newark, DE
94	Wright, Josh	So	DL	6-2	227	Amherst County	Madison Heights, VA

Numerical Roster

1	Steven Hargrove	RB	55	Ryan Nickell	LB
2	Jon Smith	RB	56	Danny Mazur	LB
3	Dominique Thompson	WR	57	Brian Neely	OL
4	Leonard Muldrow	DB	58	Larry Pendleton	DL
5	Craig Patterson	DB	59	Patrick Mulloy	OL
6	Corey Patterson	DB	60	Stephen Ball	OL
7	John Jacobs	QB	62	Graham Falbo	OL
8	Alan Wheeling	DB	63	Ryan Lumm	OL
9	Elijah Brooks	TB	64	Jason Bowles	DL
10	Mike Potts	QB	65	Matt Ridjaneck	OL
12	Lang Campbell	QB	66	Jake Walker	OL
13	Mike Mesi	P	67	Ryan Horvath	LB
14	Christian Taylor	QB	68	Cody Morris	OL
15	Corey Davis	QB	69	William Turner	LB
16	Ben Lawrence	QB	70	Ryan Jones	DL
19	John Pitts	WR	71	Brad Stewart	OL
21	James Miller	DB	72	Justin Oliver	OL
22	Stephen Cason	DB	73	Brent Cochran	OL
23	Trevor McLaurin	RB	74	Brandon Pugh	DL
25	Greg Kuehn	K	75	Michael Grenz	OL
26	LeVince Parrott	RB	77	Brian Williamson	DL
27	Joseph Nicholas	DB	78	Matthew Witham	OL
28	Cedric Slye	DB	80	John Taylor	WR
29	Zachary Stout	DB	82	Eric Baker	WR
30	Tony Viola	RB	83	Jordan Troester	TE
32	Delmus Coley	RB	84	Brandon Burrow	WR
33	Josh Lustig	WR	85	Matt Trinkle	TE
34	Thad Wheeler	LB	86	Alex Cramer	WR
35	Jonathan Shaw	DB	87	Paris Jackson	WR
36	Richard Riley	DB	88	Nathan Holston	WR
38	David Page	DB	91	John Pritchard	K
39	TJ O'Neill	TE	92	Bobby Daush	DL
40	Adam Bratton	TE	93	Jonas Watson	LB
43	Chris Faha	FB	94	Josh Wright	DL
45	Chris Kimber	RB	95	Jerome Griffin, Jr.	DL
46	Matt Otey	RB	96	Justin Kelly	DL
47	Marcus Shepherd	LB	97	Adam O'Connor	DL
51	Wade Harrell	DL	98	B.J. Pearce	TE
52	Travis McLaurin	LB	99	Mike McCarthy	DL
54	Chris Ndubueze	LB			

Pronunciation Guide

Greg Kuehn - KEEN
 Mike Mesi - ME-see
 Chris Ndubueze - N-do-bwee-zee
 Matt Ridjaneck - Rid-jan-eck
 Jordan Troester - TRO-ster
 Matthew Witham - WITH-um



Junior Jonathan Shaw comes into spring drills as the starter at one of the safety positions for the Tribe.

Head Coach Jimmye Laycock

There is little doubt that W&M head coach Jimmye Laycock has established himself as one of the nation's premier mentors in the 24 seasons he has watched over the College's program. His team is run on the simple principle that hard work, discipline and preparation will lead to success.

One needs to look no further than the Tribe's stellar 145-63-2 (.695) record against fellow I-AA foes to see the results of this formula. The College also boasts a 59-32 mark in league play and has had a league-high 114 student-athletes named to all-conference honors since 1993.

These principles were never better showcased than in the 2001 campaign, which saw the team rebound from a nine-year low 5-6 record in 2000 to post an 8-4 mark, claiming a share of the Atlantic 10 Conference Crown and earning a spot in the NCAA Division I-AA Playoffs for the first time since 1996.

Laycock is the Tribe's winningest coach, boasting a career 159-110-2 (.590) record. Since Laycock's first season in 1980, he has firmly established himself as one of the brightest coaching talents in the nation. Under his guidance, the College has risen to the upper echelon of Division I-AA programs and has posted a stellar 82-43 (.656) mark over the 11 years. The Tribe has had 16 winning ledgers in the last 19 years and has participated in postseason play in seven of the last 14 seasons.

The 1996 campaign stood as a prime example of how Laycock has perpetuated a winning tradition within W&M's rigorous classroom standards, as he led a youth-laden squad to a quarterfinal showing in the NCAA playoffs, a 10-3 overall record (7-1 in league play), the Tribe's first Yankee Conference Championship and a school record fifth-place national ranking.

One trademark of a Laycock-coached team is a prolific and intricate offensive attack. The Tribe offense averaged better than 420 yards and 26 points over the 115 games it played in the 1990s.

Prior to the 1996 campaign, the 1990 season stood as the benchmark for the Tribe program. That season, Laycock was honored by his peers as Coach of the Year in Region II and the state of Virginia for guiding the Tribe to 10 wins and an appearance in the quarterfinals of the Division I-AA playoffs.

That 1990 squad, ranked No. 7 in the final NCAA poll, refashioned many pages in the school record book. W&M led the country in total offense by averaging almost 500 yards per game and claimed the Lambert Cup for I-AA supremacy in the East. Even the Virginia General Assembly passed a resolution commending Laycock and the team's accomplishments. The Tribe's 1996 squad led the conference in both total offense and defense on its way to earning its own Lambert Cup and ECAC Team of the Year honors.

Laycock has made the home turf in Zable Stadium into unfriendly territory for opponents as the Tribe has won 78.2 percent of its games (80-22-1) there in the last 20 years. W&M has turned in six undefeated home campaigns in the last 15 years, with the most recent coming in 1996.

After some lean years early in his tenure, Laycock's teams began building respectability among all opponents. After a pair of 6-5 seasons, W&M carved out a 7-4 mark in 1985 and a national ranking of No. 16. The winning ways continued in 1986 with a 9-3 record and an eighth-place ranking. In that historic season, the Tribe advanced to the I-AA playoffs for the first time and had three players drafted by the NFL.

Although William and Mary dipped to a 5-6 slate in 1987, the Tribe recovered to post a 6-4-1 overall record in 1988. That memorable season climaxed with a trip to Japan and a 73-3 victory over the Japanese College All-Stars in the first Epson Ivy Bowl. The Tribe returned to the NCAAs in 1989 with an 8-2-1 regular season record.

Laycock has also tutored 22 players to 29 All-America honors from the William and Mary ranks and has coached six Academic All-Americans.

Former tight end Mike Leach signed a free agent contract with the Tennessee Titans in the spring of 2000, joining free safety Darren Sharper, a second round draft pick of the Green Bay Packers in 1997, linebacker Jude Waddy and placekicker Steve Christie (Class of 1990)

as representatives of the Green and Gold in the NFL ranks. Michael Clemons (Class of 1987) had been one of the CFL's most explosive players since joining the Toronto Argonauts in 1989, a team he now coaches.

As a 1970 graduate of the College, Laycock played football under two gurus of the game. For three years, he learned the details under the watchful eyes of Coach Marv Levy, the legendary former head coach of the Buffalo Bills. In his last season, current South Carolina head coach Lou Holtz schooled Laycock in the finer aspects of psyche and motivation. As a sophomore, Laycock was a starter in the defensive secondary, but he was soon switched to quarterback where he completed 96 of 218 passes for 1,366 yards.

Laycock's first full-time coaching position came at The Citadel as the offensive backfield coach under Bobby Ross, who went on to coach the NFL's San Diego Chargers and Detroit Lions. In 1975, Memphis State tabbed Laycock as its quarterbacks coach and he helped the Tigers to consecutive 7-4 records.

In 1977, Laycock traveled to Clemson to serve as offensive coordinator for three years. Under his tutelage, the Tigers went 8-3-1, 11-1 and 8-4. Clemson played in bowl games each year, defeating Ohio State 17-15 in the 1978 Gator Bowl. At that time, Laycock coached two-time All-ACC performer Steve Fuller, the Tiger quarterback who later played in the NFL, and Dwight Clark, an All-Pro receiver for the 49ers.

A native Virginian, Laycock played football, basketball and baseball at Loudoun Valley H.S, where he won 12 letters and has since had his number retired.

An avid golfer, Laycock can be found on the local links as well as jogging along Williamsburg's popular running routes.

Laycock is married to Deidre Connelly, a sports psychology consultant at the College. They have three children: Michael (13), Mary Louise (12) and James (10).

Laycock's 23-year-old daughter, Melanie, is a graduate of the University of Virginia.



Tribe head coach Jimmye Laycock, shown here talking to returning all-conference QB Lang Campbell, has tutored W&M signal-callers to all-conference recognition in six straight seasons.

Q&A With Coach Laycock

1. What do you do to keep the positive momentum from the four-game winning streak to end the 2003 season moving forward?

A: It has already been evident through our off-season workouts that there is a feeling of confidence and a high enthusiasm that has carried over with our players. A lot of that has to do with the way we finished. It's been very noticeable in the off-season program and I'd expect it to continue in spring practice.

2. How does the turnover on the coaching staff, especially on the defensive side of the ball with new coordinator Jim Pletcher, affect what you would typically want to accomplish during spring practice?

A: It changes a lot, because instead of just fine-tuning and other small changes, we're basically overhauling our scheme. And that's not a bad thing, because we get to look at some new things and get a different slant on some other things. But it does mean that we will probably not be as far along defensively as we will be offensively by the end of the spring.

3. Will you be looking to open up the offense even more to take advantage of returning all-conference quarterback Lang Campbell's skills? What are some areas that you've identified as things that Lang can improve on?

A: A lot of things that we will do offensively this spring will be dictated by play at some of our other positions. We need to shore up our offensive line and we need to come up with some consistency in our receiving corps. But as far as Lang is concerned, he just needs to keep moving in the direction that he is going. We need to keep challenging him and keep giving him more responsibilities and we'll see how it goes. Lang proved to be very effective last season and he needs to continue to develop in the passing game. I think it's a matter of maybe improving his arm strength and his decision-making a little bit. I'm very pleased with where he is right now. The key at that position is going to be developing the backups.

4. How much does the returning experience on the offensive line help as far as continuity?

A: Having returning players on the offensive line is always important. It allows us to go forward offensively. We have several of them coming in this spring that are recovering from off-season injuries and may not be as full-strength in the spring as we would like, but we still have the experience and that will help us move forward.

5. Will it be a challenge to work with a wealth of solid performers in the running backs corps?

A: We've got some good players there but have to get them better. We have to make them more productive. We have to decide who's doing the best job and who is giving us the most consistency. There are a lot of factors and I don't think anyone has a lock on the position. What we want to do in spring is to teach them, while we also evaluate them.

6. Who will be the guy to take over Rich Musinski's role in the Tribe offense?

A: I don't think anybody will take over Rich's role. His talent and production created the role. But I think that we have a number of people who could contribute at the receiver position. Who we have out there will be affected by what we're doing offensively. We'll have a different

structure this year. We adjust our schemes to our personnel. We have some very solid receivers in **Dominique Thompson, John Pitts** and **Josh Lustig**, plus a number of young guys that we don't know that much about yet. As people develop, we'll make some changes to the structure of our offense but we won't make someone try to fit into the role that Rich played last year.

7. What are your expectations for the defensive line?

A: We've got some guys with a lot of game experience there and I would hope that they would show the leadership that we need on the defensive front. We have some depth there so it should be one of our strengths.

8. Can you discuss the development of all-conference linebacker Travis McLaurin, both on and off the field?

A: He comes to play. He works hard at it. Football is important to him. I'd look for him to step forward to give us great leadership.

9. Who do you see stepping up in the defensive backfield?

A: We have to redefine the roles of some players in the defensive backfield. Overall it'll be a different scheme. There's no doubt that we lost some talented players there. But we have guys coming back, like **Jonathan Shaw, James Miller, Corey Patterson, Craig Patterson, Alan Wheeling** and **Richard Riley** that have experience and have played well.

10. What do the specialists work on in the spring? How nice is it for you to have experienced returning players like all-conference kicker Greg Kuehn and punter Mike Mesi on the special teams units?

A: They work on their individual skills, whether it is snapping, holding, kicking or punting. The returning players can continue to get better. They can continue to work and find ways to get better.



Jimmye Laycock is one of three Division I football coaches to have been in their current positions for at least 24 years, along with Penn State's Joe Paterno and Florida State's Bobby Bowden.

Key Returnees

Lang Campbell 12

Sr., Quarterback, 6-3, 195
Winchester, VA (Handley)
Major: History

W&M: Returning starter at quarterback who emerged as one of the league's premier players in 2003 ... All-league selection ... Showed good poise and instincts last season ... Should be considered one of the top returning quarterbacks in all of Division I-AA ... Academic All-Conference selection ... Became the sixth Tribe quarterback in the last 11 years to earn all-conference recognition ... **2003:** Named third-team all-conference at quarterback after an outstanding season ... Completed 182 of 285 passes for 2,296 yards, with 22 touchdowns and just seven interceptions in the 10-game season ... Threw for over 200 yards in each of the last seven games ... Led the A-10 in passing yards per game (229.6) and pass efficiency (152.1), while finishing second in total offense (259.6) ... Named A-10 Offensive Player of the Week after throwing for 287 yards and three scores against eventual national champion Delaware (10/4/03) ... Named coaching staff's Offensive Player of the Week on three occasions (Western Michigan, Delaware, New Hampshire) ... Tossed at least three TD passes in five of the 10 games ... Very accurate passer who was only intercepted once in his final 91 throws of the season ... Also finished the year as the Tribe's second-leading rusher with 300 yards on the ground ... **2002:** Played in five games, completing seven of 13 passes for 69 yards and one touchdown ... Also ran five times for 23 yards and one score ... Both of his touchdowns came in the win over VMI, as he tossed a 29-yard touchdown pass to Adam Bratton and also ran for a three-yard score ... Earned Academic All-Conference honors ... **2001:** Spent season with travel squad as top reserve ... Saw action in two games, completing eight passes on 10 attempts for 141 yards and a score ... Threw his first career TD vs. VMI ... Ran for first career touchdown on a nine-yard sneak vs. East Carolina ... **2000:** Scout team ... **Handley High School:** Three-year letterwinner at quarterback for coach Todd Hill ... Led Handley to a 12-2 record and the Division III state title game as a senior ... Named first team All-Northwestern District, all-area, All-Region II and all-state ... Named Player of the Year by the *Northern Virginia Daily* ... Selected to play quarterback for the East squad in the Virginia Coaches All-Star Game in July and earned co-player of the game honors ... Threw for 2,200 yards and 14 touchdowns as a senior ... Also earned three letters in baseball and basketball ... Basketball Player of the Year in the district, area, and region en route to first team all-state honors in Group AA as a senior ... First team all-district and all-region in baseball as a senior ... Played for the AA State Champion in baseball in 1999 ... **Personal:** Son of John and Nancy Campbell... Enjoys playing sports, listening to music, and reading in his free time ... Born September 25, 1981.

Campbell's Career Passing Stats

Year	G/S	Att.	Cmp.	Pct.	Yards	TD	INT
2001	2/0	10	8	.800	141	1	0
2002	5/0	13	7	.538	69	1	0
2003	10/10	285	182	.639	2296	22	7
Total	17/10	308	197	.640	2506	24	7

Steven Hargrove, Jr. 1

Jr., Running Back, 6-1, 228
Alexandria, VA (Woodberry Forest)
Major: Psychology

W&M: Brings good size and speed to the tailback position ... Has the ball skills to make an impact as a receiver out of the backfield ... Has tremendous size and explosiveness ... Possesses speed to get to the perimeter and is elusive in the open field ... These attributes make him dangerous return specialist ... **2003:** One of the squad's top all-purpose performers with 139 rushing yards, 259 receiving yards and 499 kickoff return yards ... Finished second on the team with 99.7 yards per game of total offense ... Caught four touchdown passes, second-best mark on the team ... Had two touchdown catches in the season opener against Division I-A Western Michigan ... Also made TD catches against VMI and UMass ... Selected as coaching staff's Special Teams Player of the Week against Western Michigan and Offensive Player of the Week against Massachusetts ... **2002:** Finished second on the squad with 327 rushing yards on just 57 carries, an average of 5.7 yards per carry ... Both of his rushing touchdowns were on plays of 50+ yards ... Caught seven passes for 50 yards and one score ... Led the Tribe with 275 kick return yards ... Average of 25.0 yards per kick return was tops in the Atlantic 10 ... Scored on a 51-yard burst up the middle against VMI ... Also hit paydirt on a 59-yard rush in the 44-6 win over Rhode Island, earning Atlantic 10 Rookie of the Week honors ... Caught his first career TD reception against Maine ... Played a total of 171 offensive snaps ... **2001:** Was impressive in fall until shoulder injury late in camp forced him to take a redshirt season ... **Woodberry Forest School:** Four-year letterwinner at running back and defensive back for coach Bill Davis ... Earned all-state honors twice ... Captained the team in his senior year ... Averaged over 12 yards per carry and 175 yards per game ... Set a school-record with 26 touchdowns in his senior season ... Also lettered for three years in both track and basketball ... **Personal:** Son of Teresa and Steven Hargrove ... Father, Steven, played two years of football at Potomac State ... Enjoys community service and computers ... Born June 23, 1983.

Hargrove's Career Rushing Stats

Year	G/S	Att.	Yards	Avg.	TD	Long
2002	10/0	57	327	5.7	2	59
2003	9/0	27	139	5.1	0	22
Total	19/0	84	466	5.6	2	59

Hargrove's Career Return Stats

Kick Returns

Year	Att.	Yards	Avg.	TDs
2002	11	275	25.0	0
2003	25	499	20.0	0
Total	36	774	21.5	0

Greg Kuehn 25

Jr., Kicker, 6-3, 195
Potomac Falls, VA (Potomac Falls)
Major: Biology

W&M: Two-time all-conference selection who has proven to be one of the team's most valuable assets ... Outstanding leg strength and accuracy ... Led all kickers in A-10, and was eighth nationally, in field goals per game with 1.3 ... Has finished in the nation's top 10 in field goals per game in each of his first two seasons ... **2003:**

Key Returnees

Showned great consistency by nailing all 30 PATs and 13 of 18 field goals to earn second team all-conference honors ... Named the coaching staff's Co-Special Teams Player of the Week in the win over VMI ... Made three field goals in games against James Madison and Rhode Island, including a season-long 49-yard kick against the Dukes ... **2002:** Had an outstanding freshman campaign, leading the squad with 78 points, including 14-of-21 field goals and 36-of-39 extra point attempts ... Nailed a career-long 51-yard attempt against Delaware ... Tied a school-record with eight PATs in the win over VMI, where he scored a season-high 14 points ... Named first-team all-state by *The Roanoke Times* and the Virginia Sports Information Directors ... Second-team all-Atlantic 10 at placekicker ... Named Special Teams Player of the Week by the coaching staff after the Maine game ... **2001:** Spent season working with the travel squad as the reserve place kicker, but did not see game action ... **Potomac Falls High School:** Three-year letterwinner at kicker for coach Wes Driskill ... Named honorable mention all-state in his senior season ... Selected first team All-Loudon County by the *Washington Post* ... Set school records for field goals in a season (7), field goals in a career (13), extra points in a career (75) and touchbacks in a season (39) ... Lettered four times in soccer at the sweeper position ... **Personal:** Son of Sydney and Dr. Thomas Kuehn ... Enjoys playing the guitar, rock climbing, snowboarding and kayaking ... Born September 15, 1982.

Kuehn's Career Kicking Stats

Year	G	FGA	FGM	Long	XPA	XPM	Pts.
2002	11	21	14	51	39	36	78
2003	10	18	13	49	30	30	69
Totals	21	39	27	51	69	66	147

Travis McLaurin 52

Jr., Linebacker, 5-11, 215
Wilmington, DE (Thomas McKean)
Major: Undecided

W&M: Talented linebacker who broke through with a fantastic season last year to earn third-team all-league honors in his first year as a starter ... Punishing hitter who plays with a very aggressive, attacking style ... Twin brother, Trevor, is a running back for the College ... **2003:** Ranked second on the squad with 120 tackles, including 12.0 tackles per game ... Named third-team all-conference ... Also had five TFLs and three sacks ... Had one interception, one forced fumble, one fumble recovery and one blocked kick ... Returned a fumble for a TD in the win over VMI ... Reached the double-digit mark in tackles in all 10 games ... Made a season-high 14 tackles in the season opener at Western Michigan ... Picked off a pass against Massachusetts and returned it 37 yards ... Selected as the coaching staff's Defensive Player of the Week after the Western Michigan game ... **2002:** Played in six games at linebacker, recording 14 tackles while playing a total of 67 snaps ... **Thomas McKean High School:** Four-year letterwinner at linebacker, cornerback and fullback for coach Cordie Greenlea ... Named second-team all-state at linebacker for both his junior and senior seasons ... Three-time all-conference selection at linebacker ... As a senior, recorded 105 tackles and forced eight turnovers ... Also lettered three years in track, serving as team captain in his senior season ... Along with twin brother, Trevor, was named as school's Co-Outstanding Male Athlete of the Year ... **Personal:** Son of Ether McLaurin, Jr. and Cheryl Gates-Sheilds ... Brother, Cory, and cousin, Craig, both played football at Delaware State ... Member of student-advisory team in high

school ... Honor roll student each marking period ... Academic all-conference selection ... Enjoys playing video games and collecting Garfield memorabilia ... Born July 6, 1984.

McLaurin's Career Defensive Stats

Year	G/S	T	A	Total	TFL/Yards	Sack/Yards
2002	6/0		8	6	14	0/0
2003	10/10		76	44	120	5/14
Total	16/10		84	50	134	5/14

Trevor McLaurin 23

So., Running Back, 5-11, 195
Wilmington, DE (Thomas McKean)
Major: Undecided

W&M: Youngster who shined when given a chance to showcase his ability at tailback late in the year for the Tribe in 2003 ... Can play fullback and tailback positions ... Good speed and strength ... Standout blocker who needs to work on ball skills ... Twin brother, Travis, is a linebacker for the Tribe ... **2003:** Served as the backup to Nick Rogers at fullback for most of the season, but moved to tailback for the season's final two games after injuries at that position ... Capitalized on his chance with three touchdowns in his first full game at tailback against UNH (two rushing, one receiving TD) ... Named Atlantic 10 Rookie of the Week after the UNH game ... Followed that up with 53 yards on eight carries in the season-ending 59-21 win over Richmond ... Rushed for three touchdowns on just 18 carries ... Finished the season with 93 rushing yards and 11 receiving yards ... Also a valuable special teams player, as evidenced by him being named coaching staff Special Teams Player of the Week after the UMass game ... **2002:** Member of the travel squad, but did not see game action ... **Thomas McKean High School:** Three-year letterwinner at tailback and cornerback for coach Cordie Greenlea ... Named first-team all-state at tailback his senior year ... Selected to the all-conference team for both his junior and senior seasons ... As a senior, averaged 216.8 yards per game and scored 28 touchdowns ... Also was all-county selection in track ... Along with twin brother, Travis, was named as school's Co-Outstanding Male Athlete of the Year ... **Personal:** Son of Ether McLaurin, Jr. and Cheryl Gates-Sheilds ... Brother, Cory, and cousin, Craig, both played football at Delaware State ... Member of student-advisory team in high school ... Honor roll student each marking period ... Lifts weights and watches movies in his free time ... Born July 6, 1984.

Mike Mesi 13

Sr., Punter/Kicker, 6-0, 190
Eatontown, NJ (Monmouth Regional)
Major: Marketing/Finance

W&M: One of the top returning punters in the nation at the I-AA level ... Earned all-league honors after his junior season ... Good athlete with a strong leg and a quick release ... Proved his ability to perform in adverse conditions ... **2003:** Finished second in the conference with an average of 41.2 yards per punt ... Had a season-long punt of 61 yards, tying his career-high ... Had 14 kicks downed inside the opposition's 20-yard line ... Named Special Teams Player of the Week after both the VMI and Northeastern games ... **2002:** Pleasant surprise in first year as starter ... Punted 47 times for an average of 39.1 yards per punt, with nine kicks being downed inside the opponent's 20-yard line ... Recorded a season-best 61-yard punt against Maine, while also booting a 60-yarder on Homecoming against Northeastern ... Named Special Teams Player of the Week

Key Returnees

after three different games (Delaware, Hofstra and Richmond) ... Earned Dean's List honors with a spring semester GPA greater than 3.6 ... **2001:** Spent season as member of travel squad as reserve punter, but did not see game action ... **2000:** Scout team ... **Monmouth Regional High School:** Four-year letterwinner as a quarterback, defensive back, punter and kicker for coach Bob Merola ... Garnered first team all-state honors as a punter senior year after gathering third team all-state honors as a junior ... Averaged 45.6 yards per punt and also kicked a 49-yard field goal as a senior ... Earned All-Group 3 and All-Shore honors as a punter for his junior and senior seasons ... Passed for 1,300 yards and 15 touchdowns as a junior ... Also lettered in track as a thrower ... **Personal:** Son of Mike and Lori Mesi ... Enjoys baseball, basketball, listening to music and playing pool ... Born June 27, 1982.

Mesi's Career Punting Stats

Year	No.	Yds.	Avg.	Long	I20
2002	47	1837	39.1	61	9
2003	42	1731	41.2	61	14
Total	89	3568	40.1	61	23

James Miller 21

Jr., Defensive Back, 6-1, 195
Norfolk, VA (Lake Taylor)
Major: Undecided

W&M: One of the team's most exciting defensive players who missed a lot of time last fall due to injury, but was among the secondary's most productive contributors when healthy ... Good athleticism ... Excellent combination of size and speed ... Good football instincts ... **2003:** Finished tied for sixth on the team with 55 tackles, despite missing all of two games and significant time in two others ... Averaged nine tackles per game over the final five games of the season ... Made 10 tackles in back-to-back games against JMU and Rhode Island ... Saved his best for last, as he made two interceptions and seven tackles against Richmond ... Returned one interception against the Spiders 77 yards for a touchdown, while his first interception in that game was returned 62 yards ... Named coaching staff's Defensive Player of the Week against James Madison and Richmond ... **2002:** Played in five games at defensive back, recording 20 tackles ... Saw his most extensive action in the Rhode Island and Richmond games, making six and five tackles, respectively ... Played a total of 104 snaps ... **Lake Taylor High School:** Four-year letterwinner at quarterback, strong safety and wide receiver for coach Hank Sawyer ... Named first-team all-district at quarterback and strong safety as a senior ... Set school-record for passing yards and touchdowns in a single season ... Captained team to district championship ... Also lettered twice in basketball and three times in track ... **Personal:** Son of James Miller III and Melanie Burke ... National Honor Society member ... Enjoys playing video games, watching television and listening to music ... Born January 16, 1984.

Miller's Career Defensive Stats

Year	G/S	T	A	Total	TFL/Yards	INT/Yards
2002	5/0	7	13	20	0/0	0/0
2003	8/5	35	20	55	6/20	2/139
Total	13/5	42	33	75	6/20	2/139

Patrick Mulloy 59

Jr., Center, 6-3, 285
West Chester, PA (Salesianum)
Major: Psychology

W&M: One of the squad's most consistent offensive linemen who should be a leader up front this fall ... Started at center for the majority of the past two seasons ... A former walk-on who has improved his size, strength and leadership over the past three seasons ... Very tough player ... Provides team with consistent shotgun snaps ... **2003:** Despite missing the first three games due to injury, still rebounded to be one of the team's best linemen ... Was a big key in the improvement of the offense that averaged over 400 yards of offense in the four-game winning streak to end the season ... Named coaching staff's Offensive Player of the Week after the win over Hofstra ... **2002:** Started the final seven games of the season at center and played a total of 428 offensive snaps ... **2001:** Scout team ... **Salesianum School:** Three-year letterwinner at offensive line, defensive line and tight end for coach Jim Brazill ... Received second team all-state honors as a senior ... Named a Delaware State Blue-Gold All-Star ... Captained the football team his senior year ... Broke two 15-year old school records in the weight room with a powerclean of 305 pounds and a jerk of 320 pounds ... Also lettered three times in track and field ... **Personal:** Son of Elizabeth and Hugh Mulloy ... Enjoys skiing, golf and basketball ... Plans to major in finance or accounting ... Born June 1, 1983.

Adam O'Connor 97

Jr., Defensive Lineman, 6-6, 250
Greensboro, NC (Ragsdale)
Major: History

W&M: Standout performer on the defensive line who excelled in his first year as a starter in 2003 ... Was among the league's leaders in both sacks and tackles for loss ... Uses long body for outstanding leverage from defensive end position ... Possesses excellent pass rush ability ... Also showed the ability to be a good run-stopper ... All-conference caliber performer who should only improve with more reps ... **2003:** Was one of the breakthrough performers in the league, making 55 tackles, including 12 tackles for loss and six sacks ... Had an amazing 28 quarterback hurries, plus two forced fumbles and two fumble recoveries ... Made three TFLs in wins over VMI and Hofstra ... Named coaching staff Defensive Player of the Week after the VMI and Rhode Island victories ... **2002:** Provided solid reserve reps on the defensive line, playing in all 11 games ... Recorded 26 tackles, including two TFLs (-6 yards) ... Participated on 226 snaps on the defensive line ... **2001:** Scout team ... **Ragsdale High School:** Two-year letterwinner at defensive end and offensive line for coach Tommy Norwood ... Twice named all-conference at both offensive and defensive line ... Recorded 105 tackles and five sacks in his senior year ... Also lettered in baseball, basketball and track ... **Personal:** Son of Janice and Bob O'Connor ... Enjoys working out, playing golf and watching movies in his spare time ... Born January 27, 1983.

O'Connor's Career Defensive Stats

Year	G/S	T	A	Total	TFL/Yards	Sack/Yards
2002	11/0	13	13	26	2/6	0/0
2003	10/10	32	23	55	12/52	6/35
Total	21/10	45	36	81	14/58	6/35

Key Returnees

John Pitts, Jr. 19

*Sr., Wide Receiver, 6-3, 215
Kernersville, NC (East Forsyth)
Major: Economics*

W&M: Brings outstanding size and athleticism to the receiving corps ... Heads into the spring as the starter at one wide receiver position ... Presents a big target and has good ball skills ... Solid blocker who showed ability to stretch defenses vertically ... **2003:** Finished fourth on the squad with 16 receptions for 244 yards and a touchdown ... Averaged 15.2 yards per catch, best on the squad of all receivers with at least 10 catches ... Had his best game in the home finale against UNH, making five receptions for 79 yards and a score ... **2002:** Despite missing five games due to injury, still managed to contribute a solid season ... Made five receptions for 66 yards, including a season-high grab of 18 yards ... **2001:** Saw extensive action on special teams and limited playing time at the receiver position ... Earned Special Teams Player of the Week honors vs. UNH ... Participated on 25 offensive snaps ... **2000:** Scout team ... **East Forsyth High School:** Three-year letterwinner as a wide receiver and returner for coach Todd Shuping ... Garnered all-city, all-county, and all-metro honors after catching 25 passes for 400 yards and four touchdowns ... Also averaged over 20 yards per kickoff return and over 11 yards per punt return ... Earned three letters and all-city, all-county, and all-metro honors as a senior ... Played on the state championship AAU basketball team in 1997 ... **Personal:** Son of Marcus and Olisa Ann Eldridge ... Enjoys working on computers ... Born February 19, 1982.

Pitts' Career Receiving Stats

Year	G/S	Rec.	Yards	Avg.	TD	Long
2001	11/0	0	0	0	0	0
2002	6/0	5	66	13.2	0	18
2003	9/0	16	244	15.2	1	32
Total	26/0	21	310	14.8	1	32

Jon Smith 2

*Sr., Running Back, 5-11, 210
Cincinnati, OH (Country Day)
Major: Economics*

W&M: Strong and powerful back who has a knack for finding the end zone ... Third-team all-conference pick in 2002 ... Has scored 24 rushing touchdowns in his first three seasons with the Tribe ... That mark leaves him 11 touchdowns shy of the Tribe record since joining the Atlantic 10, which is Troy Keen's 36 scores from 1992-95 ... Amassed 1,762 yards in his first two seasons with W&M, leaving him 363 yards short of entering the school's all-time top 10 rushing list ... Runs with a "downhill" style that is especially effective between the tackles ... Excellent field vision ... Broke Derek Fitzgerald's school-record for rushing touchdowns by a freshman with 13 scores in 2001 ... **2003:** Fought through injuries for most of the season but still had a productive year, rushing for 212 yards and two touchdowns ... Averaged the second-most rushing yards per game of any Tribe player ... Also caught eight passes for 85 yards and a score ... Best game was in the season finale against Richmond, when he rushed five times for 46 yards and two scores ... Caught a TD pass in the win over Rhode Island ... **2002:** Rushed for 838 yards on 206 carries to lead the squad ... Ranked sixth in the conference in rushing yards per game (76.2) ... Scored a touchdown in six of the last nine games for W&M ... Put a streak of three-straight 100-yard rush-

Smith's Career Rushing Stats

Year	G/S	Att.	Yards	Avg.	TD	Long
2001	12/12	154	712	4.6	13	47
2002	11/11	206	838	4.1	9	54
2003	8/6	64	212	3.3	2	21
Total	31/29	424	1762	4.2	24	54

ing performances together (Hofstra, UNH, Northeastern) ... Established career-highs in both carries (32) and rushing yards (198) in the Tribe's 34-27 victory over New Hampshire ... The 198-yard showing was the fourth-best single-game mark in school history and pushed him over the 1,000-yard mark for his career ... 155 of his 198 yards against UNH came in the second half ... Among the 198 yards was a career-high 54 yarder ... Carried 28 times for 102 yards in the Homecoming victory over Northeastern ... Despite the 28 carries, none resulted in a loss of yards ... Became the first runner on the season to break the 100-yard barrier against the Huskies, who led the league in rushing defense ... In the dismal, rainy conditions at Hofstra, paced the Tribe offense with 108 yards on 23 carries ... Collected a career-best four receptions against the Pride ... Rushed for 87 yards and three touchdowns in the 62-31 win over VMI ... **2001:** Saw action in all 12 games at tailback ... Entered season as third-string tailback and finished as team's leading rusher with 712 yards on 154 attempts (4.6 yards per carry) ... Was the league's top rookie rusher ... Also led the team, and league's rookies, with 13 rushing TDs ... His 13 rushing TDs was the most by a Tribe back since Troy Keen turned in 14 scoring runs during the 1993 season ... Racked up seven scores in one three-game stretch (three vs. both UNH and URI and one vs. Hofstra) ... Scored his first career TD in win over UNH and ended afternoon running for 90 yards on 18 carries and three scores ... Scored both of the team's touchdowns and ran for a career-high 141 yards (on a career-high 24 carries) in 17-10 win over James Madison ... Also turned in his career-long run vs. the Dukes on a 47-yard scoring jaunt ... Churned out 98 yards (on 15 carries) and a score in Homecoming win over Maine ... Turned in strong 76-yard, two-touchdown performance in team's A-10 title clinching win over Villanova ... Was named league's Rookie of the Week on two occasions (vs. UNH and JMU) ... Participated on 370 offensive plays, the highest mark for Tribe tailbacks ... **2000:** Scout team ... **Country Day:** Three-year letterwinner at running back and defensive back for coach Tim Dunn ... Named first team all-state and all-city after rushing for 2,400 yards and 37 touchdowns as a senior ... Finished second in the state in scoring and fifth in rushing ... District offensive player of the year ... Division VI offensive player of the year ... MVC player of the year ... Also earned four letters in baseball and was first team All-MVC as a centerfielder ... Collected three letters in basketball and two in track ... **Personal:** Son of Ralph and E. Faye Smith ... Enjoys relaxing with friends and playing sports in his free time ... Born October 6, 1981.

Dominique Thompson 3


*Sr., Wide Receiver, 6-1, 185
Durham, NC (Riverside)
Major: Sociology*

W&M: One of the top athletes on the squad ... Poised to be the top playmaker on the offensive side of the ball for the Tribe ... Slated as the starter at one receiver spot heading into spring drills ... Showed flashes of brilliance in each of his first three seasons ... One of the top special teams performers in the conference ... **2003:** Made six catches for 125 yards and three touchdowns, averaging over 20 yards per reception ... Also rushed three times for 56 yards ... Averaged

Key Returnees/Spring Practice Schedule

just over 20 yards each time he touched the ball on offense ... Had touchdown receptions against JMU, Hofstra and Richmond ... Named as the coaching staff's Special Teams Player of the Week after the Delaware game ... **2002:** Received extensive playing time in all 11 games as the team's No. 3 receiver, making 17 catches for 246 yards ... Also made his mark on special teams as one of the squad's top performers in that area ... Named Special Teams Player of the Week by the coaching staff for his performance against Villanova ... Led the team with 12 special teams tackles on the year ... Recovered two fumbles on special teams ... **2001:** Saw significant action over 10 games at the receiver position ... Contributed 10 catches for 167 yards on the season ... Made four catches for 65 yards in first collegiate action against East Carolina ... Also contributed four catches for 65 yards against Hofstra ... Participated on 223 offensive snaps ... **Riverside High School:** Two-year letterwinner at wide receiver and cornerback for coach Linny Wrenn ... Received the Golden Helmet award, given to the team's most valuable player ... Winner of the Paul Williamson Award for best all-around athlete in the conference ... Named to the all-area team as an all-purpose player ... Named all-conference at wide receiver and cornerback his junior and senior seasons ... Recorded four interceptions and 17 PBUs at cornerback his senior year, while accumulating 1,280 all-purpose yards as a receiver and kick returner ... **Personal:** Son of Dwayne and Esther Thompson ... Enjoys listening to music in his spare time ... Cousin, Juan Gaddy, played football at Temple University ... Born December 28, 1982.

Year	G/S	Rec.	Yards	Avg.	TD	Long
2001	10/0	10	167	16.7	0	32
2002	11/0	17	246	14.5	0	39
2003	10/1	6	125	20.8	3	51
Total	31/1	33	538	16.3	3	51



Senior wide receiver Dominique Thompson was electrifying when he touched the ball last season. He had three rushes for 56 yards and six receptions for 125 yards and three scores. Thompson averaged over 20 yards each time he touched the ball, and scored a touchdown an average of once out of every three touches.

Spring Practice Schedule

Sunday	Monday	Tuesday	Wednesday	Thursday	Friday	Saturday
14	15	16	17 4 p.m. Practice	18	19 4 p.m. Practice	20 1 p.m. Practice
21	22 4 p.m. Practice	23	24 4 p.m. Practice	25	26 4 p.m. Practice	27 1 p.m. Practice
28	29 4 p.m. Practice	30	31 4 p.m. Practice	1	2 4 p.m. Practice	3
4	5 4 p.m. Practice	6	7 4 p.m. Practice	8	9 4 p.m. Practice	10 1 p.m. Spring Game

Game-By-Game Recaps

WMU 56, W&M 24

KALAMAZOO, MI (9/6/03) -- Chad Munson threw for 450 yards and six touchdowns as the Broncos spoiled **Lang Campbell's** debut as W&M's starting quarterback in a 56-24 win.

Campbell played well for W&M, completing 18 of 31 passes for 181 yards and three scores, including two to **Steven Hargrove**. **Rich Musinski** had eight catches for 101 yards, leaving him six short of tying Jerry Rice's I-AA record for 100-yard games in a career.

Defensively, the Tribe was led by linebackers **Paul Carpenter** and **Travis McLaurin**, who each had 14 tackles on the evening. Senior corner **Billy Parker** had a 27-yard fumble return and linebacker **Chris Outlaw** contributed a 68-yard interception return for the Tribe defense.

Fullback **Nick Rogers** had a one-yard TD catch for the Tribe, while sophomore kicker **Greg Kuehn** nailed a 33-yard field goal and converted all three of his PAT attempts.

	1	2	3	4	Final
William and Mary	14	0	7	3	24
Western Michigan	7	28	7	14	56

Scoring Summary

Qtr	Team	Score	Time
1st	W&M	Hargrove 26 pass from Campbell (Kuehn kick)	5:41
	WMU	Jennings 61 pass from Munson (Menchinger kick)	4:46
	W&M	Hargrove 8 pass from Campbell	2:28
2nd	WMU	Reed 1 run (Menchinger kick)	12:43
	WMU	Mosley 7 pass from Munson (Menchinger kick)	7:33
	WMU	Devree 11 pass from Munson (Menchinger kick)	4:55
	WMU	Jennings 17 pass from Munson (Menchinger kick)	2:10
3rd	W&M	Rogers 1 pass from Campbell (Kuehn kick)	6:52
	WMU	Thomas 44 pass from Munson (Menchinger kick)	1:00
4th	WMU	Walker 8 pass from Munson (Menchinger kick)	11:26
	W&M	FG Kuehn 33	5:01
	WMU	Marks 5 run (Menchinger kick)	2:40

	W&M	WMU
First Downs	23	26
Rushes - Yards	42-158	31-149
Att-Cmp-Int	32-19-1	39-27-1
Pass Yards	191	489
Total Offense	349	638
Total Plays	74	70
Fumbles - Lost	1-0	4-2
3rd Down Conv.	7-17	8-12
Penalties - Yards	4-26	10-67
Sacks by - Yards	4-16	4-21
Time of Possession	32:34	27:26

Rushing

W&M: Hargrove 10-58, Smith 11-51, Coley 7-19, Campbell 8-14, Musinski 1-11, Rogers 3-7, McLaurin 1-1, Thompson 1-(-3).

WMU: Reed 18-86, Marks 5-32, Munson 6-14, Drach 1-9, Jennings 1-8.

Passing

W&M: Campbell 18-31-1 191 (3 TD), Lawrence 1-1 10.

WMU: Munson 24-35-0 450 (6 TD), Drach 3-4-1 39.

Receiving

W&M: Musinski 8-101, Hargrove 3-41 (2 TD), Wade 2-19, Smith 2-15, Coley 2-5, Trinkle 1-9, Rogers 1-1.

WMU: Thomas 5-139 (TD), Mosley 4-56 (TD), Chestnut 4-50, Jennings 3-126 (2 TD), Devree 3-29 (TD), Walker 3-22 (TD), Reed 2-49, Johnson 2-7, Kiner 1-11.

Defense

W&M: McLaurin 14 (2 TFL, sack), Carpenter 14 (FF, sack), Bobo 8, Parker 3 (FR), Outlaw 2 (INT).

Attendance: 25,316

W&M 34, VMI, 24

LEXINGTON, VA (9/13/03) -- Redshirt freshman **Matt Trinkle** caught his first career touchdown pass with 9:20 remaining in the fourth quarter to break a 24-24 tie, and William and Mary held on for a 34-24 victory over VMI before a crowd of 7,125 at Alumni Memorial Field.

The Tribe (1-1, 0-0) captured its 18th consecutive victory over the Keydets, though VMI gave W&M quite a test in the 60th-straight meeting between the squads.

Quarterback **Lang Campbell** tossed three touchdown passes, while linebacker **Travis McLaurin** paced the defense with a 28-yard fumble return for a touchdown and a blocked field goal. Also, defensive end **Adam O'Connor** had two tackles for loss, a sack, a forced fumble and a fumble recovery in his first career start.

Steven Hargrove, who came in as the Atlantic 10's leader in all-purpose yards, caught his third touchdown pass of the season and racked up 146 all-purpose yards to remain tops in the conference.

	1	2	3	4	Final
William and Mary	3	7	14	0	34
VMI	0	10	7	7	24

Scoring Summary

Qtr	Team	Score	Time
1st	W&M	FG Kuehn 36	0:00
2nd	VMI	Mizzer 5 run (Sharpe kick)	10:06
	VMI	FG Sharpe 36	5:14
	W&M	Wade 10 pass from Campbell (Kuehn kick)	2:00
3rd	W&M	McLaurin 28 fumble return (Kuehn kick)	14:20
	VMI	Mizzer 19 run (Sharpe kick)	12:30
	W&M	Hargrove 48 pass from Campbell (Kuehn kick)	8:10
4th	VMI	Wilson 11 run (Sharpe kick)	13:35
	W&M	Trinkle 2 pass from Campbell (Kuehn kick)	9:20
	W&M	FG Kuehn 47	2:05

	W&M	VMI
First Downs	14	19
Rushes - Yards	41-139	41-141
Att-Cmp-Int	24-12-2	27-14-1
Pass Yards	167	219
Total Offense	306	360
Total Plays	65	68
Fumbles - Lost	1-0	4-2
3rd Down Conv.	5-16	4-12
Penalties - Yards	7-54	4-27
Sacks by - Yards	3-26	4-31
Time of Possession	32:18	27:42

Rushing

W&M: Campbell 17-52, Coley 4-28, Rogers 4-26, Smith 9-21, Hargrove 5-15, TM 2-(-3).

VMI: Mizzer 22-130 (2 TD), Snelling 6-24, Green 5-2, TM 1-0, Wilson 7-(-15).

Passing

W&M: Campbell 12-24-2 167 (3 TD)

VMI: Wilson 14-27-1 219.

Receiving

W&M: Musinski 4-53, Hargrove 3-63 (TD), Wade 2-13 (TD), Pitts 1-27, Smith 1-9, Trinkle 1-2 (TD).

VMI: Burden 3-77, Snelling 3-36, Carlson 3-33, Price 2-42, Mizzer 2-19, Fox 1-12.

Defense

W&M: Bobo 8, Nickell 6 (sack), Lewis 6 (3 TFL), O'Connor 5 (2 TFL, FF, FR, sack), McLaurin 3 (FR, TD, blocked FG), Parker 2 (INT)

Attendance: 7,125

No. 4 NU 48, W&M 14

BOSTON, MA (9/20/03) -- Just days after Hurricane Isabel affected life in and around the Williamsburg area, the W&M football squad ran into another power, this time in the force of No. 4 Northeastern. The Huskies broke open a close game in the third quarter and pulled away for a 48-14 win over the Tribe.

W&M (1-2, 0-1) spotted NU a 3-0 lead but took the lead when junior quarterback **Lang Campbell** connected with senior All-America candidate **Rich Musinski** on a 25-yard touchdown pass with just over eight minutes remaining in the first quarter.

W&M closed a 17-6 halftime margin to within three points at 17-14 in the third quarter on a TD pass from Campbell to **Danny Wade**. That's when Northeastern (4-0, 1-0) did its own imitation of Hurricane Isabel, as the Huskies scored on a seven-yard run by Anthony Riley, and added a safety and two more touchdown runs in the third quarter to take a 41-14 lead into the final stanza.

	1	2	3	4	Final
William and Mary	6	0	8	0	14
Northeastern	10	7	24	7	48

Scoring Summary

Qtr	Team	Score	Time
1st	NU	FG Kesic 36	12:56
	W&M	Musinski 25 pass from Campbell (Kuehn kick)	8:16
	NU	Gale 2 run (Kesic kick)	0:42
2nd	NU	Harris 41 run (Kesic kick)	5:57
3rd	W&M	Wade 9 pass from Campbell (Campbell run)	10:54
	NU	Riley 7 run (Kesic kick)	8:19
	NU	Team safety	6:35
	NU	Harris 1 run (Mitchell pass)	3:36
	NU	Hopkins 6 run (Kesic kick)	0:12
4th	NU	Gyles 7 run (Kesic kick)	8:53

	W&M	UD
First Downs	17	26
Rushes - Yards	29-106	65-366
Att-Cmp-Int	25-13-2	15-8-0
Pass Yards	175	147
Total Offense	281	513
Total Plays	54	80
Fumbles - Lost	4-3	0-0
3rd Down Conv.	3-10	8-14
Penalties - Yards	3-20	10-85
Sacks by - Yards	2-14	1-4
Time of Possession	22:55	37:05

Rushing

W&M: Coley 9-70, Hargrove 5-37, Rogers 4-15, McLaurin 3-3, Campbell 4-3 (2 PT), Parrott 1-1, Musinski 2-(-1).

NU: Harris 14-123, Gyles 12-83, Tim Gale 15-81, Riley 10-41, French 3-14, Hopkins 2-9, Mitchell 1-9, Brady 5-4, Johnson 1-4, TEAM 2-(-2).

Passing

W&M: Campbell 13-23-2 175 (2 TD), Lawrence 0-2-0 0.

NU: Brady 7-14-0 142, Cassidy 1-1-0 5.

Receiving

W&M: Wade 5-66 (TD), Musinski 2-50 (TD), Pitts 2-35, Coley 2-5, Bratton 1-10, Z. Smith 1-9.

NU: Mitchell 4-81, Riley 1-30, Parks 1-16, Harris 1-15, Gyles 1-5.

Defense

W&M: Bobo 12, Outlaw 11, Carpenter 11, McLaurin 10, Ndubueze 8, McCarthy 5 (sack), Wright 4 (2 TFL, sack).

Attendance: 4,921

Game-By-Game Recaps

No. 4 UD 41, W&M 27

NEWARK, DE (10/4/03) - Traditionally, football contests between William and Mary and Delaware are fast-paced, high-scoring affairs that leave the fans of both squads on the edge of their seats. This year's game at Delaware Stadium was no different, as the two squads combined for over 800 yards of total offense, but in the end, the Blue Hens were too much for the Tribe, as No. 4 Delaware prevailed 41-27 before a crowd of 20,485 fans under the lights.

Tribe junior quarterback **Lang Campbell** had an outstanding game in his fourth career start, completing 27 of 37 passes for 278 yards, all career-highs, plus three touchdowns. On the receiving end of nine of those passes was senior wideout **Rich Musinski**, who finished with 109 yards and three touchdowns. Musinski went over the 100-yard mark for the 18th time in his career, leaving him five short of tying Jerry Rice's I-AA record.

The Tribe (1-3, 0-2) hung in throughout the game but could not battle back to even the score, as the Blue Hens moved to 5-0 on the season.

	1	2	3	4	Final
William and Mary	0	10	7	10	27
Delaware	14	14	6	7	41

Scoring Summary

Qtr	Team	Score	Time
1st	UD	Crescione 23 pass from Hall (Shushman kick)	12:49
	UD	Bleymaier 8 run (Shushman kick)	1:31
2nd	W&M	Musinski 8 pass from Campbell (Kuehn kick)	13:51
	UD	Jenkins 2 run (Shushman kick)	9:05
	UD	Hall 15 run (Shushman kick)	0:49
	W&M	FG Kuehn 44	0:00
3rd	W&M	Musinski 18 pass from Campbell (Kuehn kick)	12:13
	UD	Bennett 1 run (run failed)	5:08
4th	W&M	FG Kuehn 31	14:12
	UD	Jenkins 9 run (Shushman kick)	13:17
	W&M	Musinski 9 pass from Campbell (Kuehn kick)	8:21

	W&M	UD
First Downs	23	20
Rushes - Yards	33-96	50-201
Att-Cmp-Int	37-27-0	19-11-0
Pass Yards	278	236
Total Offense	374	437
Total Plays	70	69
Fumbles - Lost	6-3	3-1
3rd Down Conv.	5-12	8-16
Penalties - Yards	5-55	6-45
Sacks by - Yards	0-0	3-17
Time of Possession	29:47	30:13

Rushing

W&M: Rogers 9-48, Campbell 13-17, Coley 4-14, Hargrove 2-9, Smith 5-8.

NU: Jenkins 18-71 (2 TD), Bennett 17-66 (TD), Hall 11-57 (TD), Bleymaier 1-8 (TD).

Passing

W&M: Campbell 27-37-0 278 (3 TD).

NU: Hall 11-18-0 236 (TD), Long 0-1-0-0.

Receiving

W&M: Musinski 9-109 (3 TD), Wade 7-78, Pitts 4-38, Smith 2-16, Hargrove 2-15, Bratton 1-10, Rogers 1-6, Thompson 1-6.

NU: Ingram 3-97, Bleymaier 2-48, Long 2-7, O'Neill 1-32, Crescione 1-23, Boler 1-19, Thomas 1-10.

Defense

W&M: McLaurin 12, Carpenter 11, Lewis 6, Bobo 6 (FF, FR), Outlaw 6 (FF), O'Connor 5 (TFL).

Attendance: 20,485

No. 7 UMass 24, W&M 14

WILLIAMSBURG, VA (10/11/03) - Entering the fourth quarter facing a 17-0 deficit, William and Mary forced a pair of turnovers and converted them into two touchdowns, but the Tribe comeback fell short, as W&M fell to UMass, 24-14, in its home opener at Zable Stadium.

W&M got on the scoreboard when quarterback **Lang Campbell** hit **Steven Hargrove** for a 51-yard score to make the margin 17-7 in favor of the Minutemen. That score came immediately after a fumble recovery by the Tribe. On the next UMass possession, sophomore linebacker **Travis McLaurin** intercepted a Jeff Krohn pass, setting up a touchdown run by senior **Nick Rogers** to close the gap to 17-14.

However, W&M (1-4, 0-3) could not take the lead, as UMass scored another TD and later picked off a Campbell pass in the end zone to ensure the victory, as the Minutemen improved to 4-0 in league play this season.

Campbell threw for 265 yards in the losing effort for W&M, while McLaurin and fellow linebacker **Paul Carpenter** combined for 32 tackles. The Tribe recovered two fumbles and picked off two passes on the afternoon.

	1	2	3	4	Final
Massachusetts	10	0	7	7	24
William and Mary	0	0	0	14	14

Scoring Summary

Qtr	Team	Score	Time
1st	UMass	Demers 1 run (Torres kick)	10:17
	UMass	FG Torres 29	2:28
3rd	UMass	Demers 1 run (Torres kick)	8:00
4th	W&M	Hargrove 51 pass from Campbell (Kuehn kick)	14:38
	W&M	Rogers 14 run (Kuehn kick)	7:57
	UMass	Stewart 23 pass from Krohn	4:23

	W&M	UMass
First Downs	26	17
Rushes - Yards	23-48	53-246
Att-Cmp-Int	32-23-2	29-23-1
Pass Yards	265	242
Total Offense	313	488
Total Plays	52	85
Fumbles - Lost	3-1	3-2
3rd Down Conv.	4-11	8-19
Penalties - Yards	5-60	11-95
Sacks by - Yards	0-0	1-7
Time of Possession	23:06	36:54

Rushing

W&M: Rogers 6-31 (TD), Campbell 5-12, Smith 4-11, Hargrove 2-1, Coley 4-(-1), Musinski 2-(-6).

UMass: Demers 26-171 (2 TD), Baylark 21-77, Krohn 3-8, TM 2-(-4), Jimmie Howard 1-(-6).

Passing

W&M: Campbell 23-29-1 265 (TD).

UMass: Krohn 23-32-2 242 (TD).

Receiving

W&M: Wade 8-80, Hargrove 5-91 (TD), Pitts 3-50, Musinski 3-30, Coley 2-7, Rogers 1-5, Lustig 1-2.

NU: Stewart 5-52 (TD), Baylark 4-22, Peebler 3-72, Howard 3-30, Demers 3-26, Owumi 2-26, London 2-9, Opie 1-5.

Defense

W&M: Carpenter 19 (TFL, FR), McLaurin 13 (TFL, sack), Ndubueze 10, Bobo 9, Riley 9 (FF, FR, 2 PBU), Parker 9, O'Connor 9 (TFL).

Attendance: 4,868

JMU 24, W&M 17

WILLIAMSBURG, VA (10/18/03) - James Madison used a pair of big plays in the first half that resulted in two scores and controlled possession for a majority of the second half to hold off William and Mary, 24-17, before a crowd of 8,038 at Zable Stadium.

Despite the loss, it was an eventful day for the Tribe, as senior wideout **Rich Musinski** broke another school-record. This time, he passed Dave Conklin to become the school's all-time leader in receptions. Musinski finished the game with 10 catches for 137 yards.

The Tribe took an early lead on a field goal by sophomore **Greg Kuehn**, and after a Dukes score, Kuehn converted another kick to close the gap to 7-6. Then, JMU's Cortez Thompson ran a punt back 70 yards for a score, giving JMU a 14-6 advantage.

W&M (1-5, 0-4) tied the game up when junior wideout **Dominique Thompson** caught his first career TD pass early in the second quarter and quarterback **Lang Campbell** scrambled in for the two-point conversion. But JMU (4-3, 3-2) bounced back to score a TD late in the half for a 21-14 lead. Kuehn nailed another field goal on the last play of the half to make it 21-17, but the only scoring left to be done in the game was a 26-yard field goal by JMU's David Rabil late in the contest.

	1	2	3	4	Final
James Madison	14	7	0	3	24
William and Mary	6	11	0	0	17

Scoring Summary

Qtr	Team	Score	Time
1st	W&M	FG Kuehn 21	11:18
	JMU	Banks 1 run (Rabil kick)	9:59
	W&M	FG Kuehn 32	7:45
	JMU	Thompson 70 punt return (Rabil kick)	2:07
2nd	W&M	Thompson 8 pass from Campbell (Campbell rush)	12:41
	JMU	Fenner 11 run (Rabil kick)	0:32
	W&M	FG Kuehn 49	0:00
4th	JMU	FG Rabil 26	1:07

	W&M	JMU
First Downs	20	20
Rushes - Yards	25-114	58-196
Att-Cmp-Int	37-22-0	9-8-0
Pass Yards	258	113
Total Offense	372	309
Total Plays	62	67
Fumbles - Lost	0-0	2-1
3rd Down Conv.	6-13	5-12
Penalties - Yards	4-35	6-62
Sacks by - Yards	5-38	2-9
Time of Possession	26:13	33:47

Rushing

W&M: Smith 11-41, Campbell 5-35, Rogers 6-34, Hargrove 1-5, Coley 2-(-1).

JMU: Banks 32-138 (TD), Fenner 14-75 (TD), Bransford 3-15, LeZotte 9-(-32).

Passing

W&M: Campbell 22-37-0 258 (TD).

JMU: LeZotte 8-9-0 113.

Receiving

W&M: Musinski 9-117, Wade 3-40, Rogers 3-38, Coley 2-15, Hargrove 2-11, Bratton 1-15, Smith 1-14, Thompson 1-8.

JMU: Banks 3-24, Tolley 2-24, Harrison 2-12, Boxley 8-53.

Defense

W&M: Carpenter 16 (FF), McLaurin 13 (TFL, sack), Miller 11 (TFL, FR), Pendleton 11, Bobo 9, O'Connor 6 (2 sacks), Shaw 4 (sack).

Attendance: 8,038

Game-By-Game Recaps

W&M 37, URI 24

KINGSTON, RI (10/25/03) - A steady dose of offensive firepower and a key defensive touch-down late in the game led William and Mary past Rhode Island, 37-24, in Atlantic 10 Football action at Meade Stadium.

The win breaks a four-game losing streak for W&M, which improves to 2-5 on the season. Senior wideout **Rich Musinski** led the way by snagging a career-high 13 passes for 191 yards, going over the 100-yard mark for the 20th time in his career and keeping alive his pursuit of Jerry Rice's I-AA record of 23 career 100-yard games.

The victory was clinched late for the Tribe on a key defensive play late in the game. Trailing 30-17 after a field goal by Tribe sophomore **Greg Kuehn**, URI immediately got back into the game on a 97-yard kick return for a score with just over eight minutes left. After the Rams defense held, URI took to the field trailing by six points and trying to rally to stun the Tribe.

But URI's chances ended when the W&M defense scored its second touchdown of the season, as an option pitch by the Rams' quarterback went awry, and W&M sophomore defensive end **Adam O'Connor** fell on the ball for the score.

	1	2	3	4	Final
William and Mary	3	17	7	10	37
Rhode Island	10	0	7	7	24

Scoring Summary

Qtr	Team	Score	Time
1st	URI	Green 36 run (Laisle kick)	6:43
	W&M	FG Kuehn 45	4:19
	URI	FG Laisle 35	0:17
2nd	W&M	Smith 20 pass from Campbell (Kuehn kick)	13:46
	W&M	FG Kuehn 24	6:26
	W&M	Musinski 9 pass from Campbell (Kuehn kick)	0:28
3rd	URI	Williams 29 run (Laisle kick)	4:49
	W&M	Musinski 11 pass from Campbell (Kuehn kick)	2:52
4th	W&M	FG Kuehn 21	8:35
	URI	Williams 93 kickoff return (Laisle kick)	8:20
	W&M	O'Connor 0 fumble recovery (Kuehn kick)	3:38

	W&M	URI
First Downs	29	20
Rushes - Yards	48-203	49-259
Att-Cmp-Int	29-19-0	18-10-2
Pass Yards	274	77
Total Offense	477	336
Total Plays	77	67
Fumbles - Lost	0-0	2-1
3rd Down Conv.	6-14	6-14
Penalties - Yards	11-74	3-24
Sacks by - Yards	2-21	2-10
Time of Possession	36:41	23:19

Rushing

W&M: Coley 24-104, Rogers 7-35, Smith 9-34, Campbell 6-26, Wade 1-5, TM 1(-1).

URI: Ham 22-97, Green 6-86 (TD), Williams 12-85 (TD), Johnson 9(-9)

Passing

W&M: Campbell 19-29-0 274 (3 TD).

URI: Johnson 10-18-2 77.

Receiving

W&M: Musinski 13-191 (2 TD), Smith 2-36 (TD), Bratton 1-18, Pitts 1-15, Coley 1-10, Wade 1-4.

URI: Brown 4-40, Williams 2-19, Green 2-5, Horne 1-8.

Defense

W&M: McLaurin 13, Miller 10 (2 TFL), Bobo 10 (PBU), Pendleton 10, O'Connor 8 (TFL, FF, FR, TD), Parker 8 (INT).

Attendance: 4,098

W&M 23, Hofstra 9

WILLIAMSBURG, VA(11/1/03) - Redshirt freshman tailback **Delmus Coley** rushed for a career-high 133 yards on 25 carries and scored twice in the second half as William and Mary rallied to defeat Hofstra, 23-9, before a Homecoming crowd of 9,051 at Zable Stadium.

In addition to it being W&M's second-straight victory, the win also saw senior wideout **Rich Musinski** break the Atlantic 10's all-time receiving yardage record, as he made five receptions for 44 yards, including a 13-yard catch in the second quarter that broke Brian Forster's mark of 3,944 career receiving yards.

W&M (3-5, 2-5) trailed 9-0 with just under nine minutes remaining in the third quarter when junior quarterback **Lang Campbell** hit junior wideout **Dominique Thompson** on a 51-yard play-action pass to cut into the deficit.

On the Tribe's next possession, Coley broke free for a 49-yard run that brought the ball all the way down to the Hofstra five-yard line. Three plays later, Coley carried the ball in from the one-yard line to give the Tribe a 13-9 advantage. Campbell then carried the ball in for the two-point conversion to put the College up by six points.

Clinging to the six-point lead, Coley set the final margin when he went off left-tackle from 19 yards out to cap a five-play, 74-yard drive with just over 12 minutes remaining in the game. Musinski then caught a conversion pass from Campbell to make the final margin 23-9.

	1	2	3	4	Final
Hofstra	3	3	3	0	9
William and Mary	0	0	15	8	23

Scoring Summary

Qtr	Team	Score	Time
1st	HU	FG Onorato 20	9:41
2nd	HU	FG Onorato 18	8:35
3rd	HU	FG Onorato 35	11:04
	W&M	Thompson 51 pass from Campbell (Kuehn kick)	8:23
	W&M	Coley 1 run (Kuehn kick)	3:45
4th	W&M	Coley 19 run (Kuehn kick)	12:30

	HU	W&M
First Downs	24	19
Rushes - Yards	49-219	36-196
Att-Cmp-Int	28-18-0	23-14-0
Pass Yards	160	200
Total Offense	379	396
Total Plays	77	59
Fumbles - Lost	1-0	3-1
3rd Down Conv.	3-13	3-11
Penalties - Yards	5-45	3-25
Sacks by - Yards	2-7	4-14
Time of Possession	33:57	26:03

Rushing

W&M: Coley 25-133 (2 TD), Campbell 7-35, Hargrove 2-14, Musinski 1-12, Rogers 1-2.

HU: Dimmie 25-146, Crenshaw 11-57, Perry 1-12, Bukula 5-11, Wolman 1-4, Irby 1-0, English 5(-11).

Passing

W&M: Campbell 14-23-0 200 (TD).

HU: English 18-28-0 160.

Receiving

W&M: Musinski 5-44, Thompson 2-54, Rogers 2-23, Coley 2-22, Wade 1-22, Trinkle 1-21, Lustig 1-14.

HU: Bryant 6-51, Colston 5-63, Irby 3-15, Crenshaw 2-11, Perry 1-11, Wolman 1-9.

Defense

W&M: Carpenter 14, McLaurin 11 (TFL), Bobo 11 (TFL), Ndubueze 11 (TFL), Miller 9, O'Connor 7 (3 TFL, 2 sacks).

Attendance: 9,051

W&M 38, UNH 28

WILLIAMSBURG, VA(11/15/03) - Behind a balanced offensive attack and an opportunistic defense, William and Mary won its third-straight game with a 38-28 victory over New Hampshire before a crowd of 4,887 at Zable Stadium.

The game was tied at the half after a couple of costly turnovers by the Tribe. But the half was highlighted by an amazing performance by wide receiver **Rich Musinski**. In his final home game, Musinski had four catches for 117 yards in the first quarter alone before leaving with an injury. But even without Musinski, the passing game were not affected. **Lang Campbell** hit junior **John Pitts** from 26 yards out to put W&M up 17-10 early in the second quarter.

With the game tied at the half, it was the play of a redshirt freshman running back that broke the game open in the second half. Seeing his most extensive action of the season, **Trevor McLaurin** came through with the first score of his career on a 22-yard run in the third quarter. He followed that up just over seven minutes later by catching an 11-yard score. And finally, late in the game McLaurin hit paydirt again, this time from two yards out to set the final margin.

	1	2	3	4	Final
New Hampshire	10	7	0	11	28
William and Mary	7	10	14	7	38

Scoring Summary

Qtr	Team	Score	Time
1st	UNH	FG McCormick 51	5:26
	W&M	Musinski 33 pass from Campbell (Kuehn kick)	3:08
	UNH	Bailey 80 pass from Granieri (McCormick kick)	1:40
2nd	W&M	FG Kuehn 38	12:58
	W&M	Pitts 26 pass from Campbell (Kuehn kick)	10:44
	UNH	Bailey 12 pass from Granieri (McCormick kick)	4:19
3rd	W&M	McLaurin 22 run (Kuehn kick)	10:21
	W&M	McLaurin 11 pass from Campbell (Kuehn kick)	4:02
4th	UNH	FG McCormick 26	12:26
	UNH	Harvey 4 run (Kreider pass from Granieri)	6:22
	W&M	McLaurin 2 run (Kuehn kick)	2:06

	UNH	W&M
First Downs	21	24
Rushes - Yards	42-179	45-268
Att-Cmp-Int	28-18-1	29-18-1
Pass Yards	269	276
Total Offense	448	544
Total Plays	70	74
Fumbles - Lost	2-0	2-2
3rd Down Conv.	8-16	8-15
Penalties - Yards	9-117	4-30
Sacks by - Yards	0-0	1-5
Time of Possession	28:26	31:34

Rushing

W&M: Coley 22-122, Campbell 7-65, McLaurin 6-36 (2 TD), Rogers 7-34, Thompson 1-15, TM 2(-4).

UNH: McKinney 10-56, McCoy 9-46, Granieri 11-44, Harvey 9-32 (TD), Bailey 2-3, TM 1(-2).

Passing

W&M: Campbell 18-29-1 276 (3 TD).

UNH: Granieri 18-28-1 269 (2 TD).

Receiving

W&M: Pitts 5-79 (TD), Musinski 4-117 (TD), Trinkle 3-36, Coley 3-16, McLaurin 1-11 (TD), Lustig 1-11, Bratton 1-6.

UNH: Bailey 3-98 (2 TD), Ball 3-19, Harvey 3-11, Stevens 2-45, Brown 2-24, Williams 2-23, Diner 2-21, McKinney 1-28.

Defense

W&M: Carpenter 13 (2 TFL), McLaurin 12, Lewis 10, Shaw 9, Bobo 9 (INT), Miller 9 (2 TFL), Nickell 7 (2 TFL, sack).

Attendance: 4,887

Game-By-Game Recaps

W&M 59, UR 21

RICHMOND, VA(11/22/03) - In the final game of the 2003 season, there was a bit of symmetry for the Tribe football team, as a senior scored the first and last touchdown of the game, and in between, a heavy dose of outstanding performances from underclassmen highlighted W&M's 59-21 victory over Richmond.

The Tribe scored touchdowns on offense, defense and special teams en route to reclaiming the I-64 Trophy before a crowd of 6,228 at UR Stadium. The win evened the Tribe's record (5-5, 4-4) on the season and polished off a four-game winning streak to end the season.

Senior safety **Marques Bobo** ignited the Tribe with a 69-yard punt return after the W&M defense held on the first Richmond offensive drive. The Tribe took a 10-point lead into half-time after tailback **Trevor McLaurin** scored.

The Tribe defense then got on the board in the second half as sophomore **James Miller** scored on a 77-yard INT return. Finally, the scoring was capped by senior fullback **Nick Rogers**, who broke through with just over three minutes remaining to set the final margin.

	1	2	3	4	Final
William and Mary	14	10	14	21	59
Richmond	14	0	7	0	21

Scoring Summary

Qtr	Team	Score	Time
1st	W&M	Bobo 69 punt return (Kuehn kick)	12:45
	UR	Schools 11 pass from Tutt (Fore kick)	5:50
	W&M	Smith 1 run (Kuehn kick)	0:42
	UR	Ouden 71 pass from Tutt (Fore kick)	0:31
2nd	W&M	FG Kuehn 39	8:09
	W&M	McLaurin 2 run (Kuehn kick)	3:13
3rd	W&M	Trinkle 6 pass from Campbell (Kuehn kick)	9:26
	W&M	Thompson 11 pass from Campbell (Kuehn kick)	3:24
	UR	Edwards 21 run (Fore kick)	0:20
4th	W&M	Smith 4 run (Kuehn kick)	12:26
	W&M	Miller 77 INT return (Kuehn kick)	7:24
	W&M	Rogers 1 run (Kuehn kick)	3:14

	W&M	UR
First Downs	19	20
Rushes - Yards	35-194	36-158
Att-Cmp-Int	23-16-0	36-19-2
Pass Yards	222	228
Total Offense	416	386
Total Plays	58	72
Fumbles - Lost	1-0	1-0
3rd Down Conv.	5-9	4-14
Penalties - Yards	4-27	5-35
Sacks by - Yards	2-5	0-0
Time of Possession	25:21	34:39

Rushing

W&M: McLaurin 8-53 (TD), Smith 15-46 (2 TD), Campbell 5-41, Thompson 1-41, Rogers 4-16, TM 2-(-3).
UR: Edwards 8-52 (TD), Williams 9-39, Tutt 9-29, Dantzler 7-28, Schools 1-5, Neuman 1-3, Ouden 1-2.

Passing

W&M: Campbell 16-23-0 222 (2 TD).
UR: Tutt 18-33-2 226 (2 TD), Richardson 1-2-0 2.

Receiving

W&M: Musinski 6-76, Thompson 2-57 (TD), Hargrove 2-38, Bratton 2-18, Lustig 1-17, Trinkle 1-6 (TD), Smith 1-4.
UR: Schools 8-89 (TD), Ouden 6-114 (TD), Ritch 2-18, Dantzler 2-2, Wilson 1-5.


Defense

W&M: Carpenter 14, McLaurin 11 (TFL), Outlaw 11, Pendleton 9 (sack), Miller 7 (2 INT, TD), Parker 3 (FF).

Attendance: 6,228



Tribe linebacker Chris Ndubueze is one of the team's returning leaders on defense. Ndubueze made 66 tackles in 2003, including double-digit efforts against Hofstra (11 tackles), UMass (10 tackles) and VMI (10 tackles).



Sophomore tailback Trevor McLaurin scored four touchdowns in just 15 total touches over the final two games of the 2003 campaign.

2003 Honors and Awards

Marques Bobo

Second Team All-Atlantic 10
Preseason First Team All-Atlantic 10

Lang Campbell

Academic All-Conference
Third Team All Atlantic-10
Atlantic 10 Player of the Week- 10/5/03

Paul Carpenter

First Team All-State, Virginia Sports Information Directors
Second Team All-Atlantic 10
Preseason Second Team All-Atlantic 10

Greg Kuehn

Second Team All-Atlantic 10

Travis McClaurin

Third Team All-Atlantic 10

Mike Mesi

Third Team All-Atlantic 10

Rich Musinski

First Team All-American, AFCA
First Team All-State, Virginia Sports Information Directors
First Team All-Atlantic 10
Third Team Football Gazette All-East Region
Atlantic 10 Player of the Week- 10/26/03
Preseason First Team All-Atlantic 10

Billy Parker

First Team All-Atlantic 10
Third Team Football Gazette All-East Region
Preseason First Team All-Atlantic 10

Corey Patterson

Academic All-Conference

Jon Smith

Preseason Second Team All-Atlantic 10

Steve Stocki

Second Team All-Atlantic 10
Third Team Football Gazette All-East Region



Junior placekicker Greg Kuehn earned second team all-conference honors for the second year in a row in 2003.

Quarterback Club Players of the Week

Western Michigan

Offense - Lang Campbell
Defense - Travis McClaurin
Special Teams - Steven Hargrove

VMI

Offense - Nick Rogers
Defense - Adam O'Connor
Special Teams - Greg Kuehn and Mike Mesi

Northeastern

Offense - Delmus Coley
Defense - Paul Carpenter
Special Teams - Mike Mesi

Delaware

Offense - Lang Campbell
Defense - Donté Lewis
Special Teams - Dominique Thompson

Massachusetts

Offense - Steven Hargrove
Defense - Marques Bobo
Special Teams - Trevor McClaurin

James Madison

Offense - Steve Stocki
Defense - James Miller
Special Teams - Alan Wheeling

Rhode Island

Offense - Rich Musinski
Defense - Adam O'Connor
Special Teams - Rich Musinski

Hofstra

Offense - Patrick Mulloy
Defense - Billy Parker
Special Teams - Nick Rogers

New Hampshire

Offense - Lang Campbell
Defense - Donté Lewis
Special Teams - Leonard Muldrow


Richmond

Offense - Matthew Witham
Defense - James Miller
Special Teams - Marques Bobo


Team Statistics

2003 Statistics

TEAM STATISTICS	W&M	OPP
SCORING	287	299
Points Per Game	28.7	29.9
FIRST DOWNS	205	222
Rushing	85	121
Passing	107	87
Penalty	13	14
RUSHING YARDAGE	1526	2114
Yards gained rushing	1753	2361
Yards lost rushing	227	247
Rushing Attempts	357	476
Average Per Rush	4.3	4.4
Average Per Game	152.6	211.4
TDs Rushing	9	24
PASSING YARDAGE	2306	2180
Att-Comp-Int	288-183-7	251-156-9
Average Per Pass	8.0	8.7
Average Per Catch	12.6	14.0
Average Per Game	230.6	218.0
TDs Passing	22	12
TOTAL OFFENSE	3832	4294
Total Plays	645	727
Average Per Play	5.9	5.9
Average Per Game	383.2	429.4
KICK RETURNS: #-YARDS	45-838	45-958
PUNT RETURNS: #-YARDS	17-170	14-151
INT RETURNS: #-YARDS	9-356	7-21
KICK RETURN AVERAGE	18.6	21.3
PUNT RETURN AVERAGE	10.0	10.8
INT RETURN AVERAGE	39.6	3.0
FUMBLES-LOST	21-10	22-9
PENALTIES-YARDS	50-406	69-602
Average Per Game	40.6	60.2
PUNTS-YARDS	43-1731	40-1610
Average Per Punt	40.3	40.2
Net punt average	36.7	36.0
TIME OF POSSESSION/GAME	28:22	31:31
3RD-DOWN CONVERSIONS	52/128	62/142
3rd-Down Pct	41%	44%
4TH-DOWN CONVERSIONS	4/8	11/19
4th-Down Pct	50%	58%
SACKS BY-YARDS	23-139	19-106
MISC YARDS	55	18
TOUCHDOWNS SCORED	35	38



Senior wide receiver John Pitts emerged as one of the squad's top receiving threats in 2003. His average of 15.2 yards per catch was tops among all receivers with at least 10 catches.



The Tribe's offensive line was a key to the team's surge at the end of 2003, as W&M rushed for 216.3 yards per game in the four-game winning streak that ended the season.

Individual Statistics

RUSHING	GP	Att	Gain	Loss	Net	Avg	TD	Long	Avg/G
Steven Hargrove	10	57	357	30	327	5.7	2	59	32.7
Delmus Coley	9	101	536	48	488	4.8	2	52	54.2
Lang Campbell	10	77	413	113	300	3.9	0	23	30.0
Nick Rogers	10	51	255	3	252	4.9	2	18	25.2
Jon Smith	7	64	222	10	212	3.3	2	21	30.3
Steven Hargrove	9	27	140	1	139	5.1	0	22	15.4
Trevor McLaurin	10	18	96	3	93	5.2	3	27	9.3
D. Thompson	9	3	56	3	53	17.7	0	41	5.9
Rich Musinski	10	6	29	13	16	2.7	0	12	1.6
Danny Wade	8	1	5	0	5	5.0	0	5	0.6
LeVince Parrott	2	1	1	0	1	1.0	0	1	0.5
TEAM	6	8	0	33	-33	-4.1	0	0	-5.5
Total	10	357	1753	227	1526	4.3	9	52	152.6
Opponents	10	476	2361	247	2114	4.4	24	41	211.4

PASSING	GP	Effic	Att-Cmp-Int	Pct	Yds	TD	Lng	Avg/G
Lang Campbell	10	152.09	285-182-7	63.9	2296	22	54	229.6
Ben Lawrence	2	61.33	3-1-0	33.3	10	0	10	5.0
Total	10	151.15	288-183-7	63.5	2306	22	54	230.6
Opponents	10	143.71	251-156-9	62.2	2180	12	80	218.0

RECEIVING	GP	No.	Yds	Avg	TD	Long	Avg/G
Rich Musinski	10	63	888	14.1	7	54	88.8
Danny Wade	8	29	322	11.1	2	28	40.2
Steven Hargrove	9	17	259	15.2	4	51	28.8
John Pitts	7	16	244	15.2	1	32	34.9
Delmus Coley	9	14	80	5.7	0	16	8.9
Nick Rogers	10	9	79	8.8	1	20	7.9
Jon Smith	7	8	85	10.6	1	20	12.1
Adam Bratton	7	7	77	11.0	0	18	11.0
Matt Trinkle	6	7	74	10.6	2	21	12.3
D. Thompson	9	6	125	20.8	3	51	13.9
Josh Lustig	8	4	44	11.0	0	17	5.5
Zach Smith	3	2	18	9.0	0	9	6.0
Trevor McLaurin	10	1	11	11.0	1	11	1.1
Total	10	183	2306	12.6	22	54	230.6
Opponents	10	156	2180	14.0	12	80	218.0

PUNT RETURNS	No.	Yds	Avg	TD	Long
Rich Musinski	13	103	7.9	0	34
Marques Bobo	4	67	16.8	1	69
Total	17	170	10.0	1	69
Opponents	14	151	10.8	1	70

INTERCEPTIONS	No.	Yds	Avg	TD	Long	KICK RETURNS	No.	Yds	Avg	TD	Long
James Miller	2	139	69.5	1	77	Steven Hargrove	25	499	20.0	0	55
Billy Parker	2	56	28.0	0	33	Josh Lustig	13	269	20.7	0	38
Jonathan Shaw	1	37	37.0	0	38	Nick Rogers	3	36	12.0	0	18
Alan Wheeling	1	19	19.0	0	19	Adam Bratton	1	6	6.0	0	6
Travis McLaurin	1	37	37.0	0	26	Rich Musinski	1	20	20.0	0	20
Marques Bobo	1	0	0.0	0	0	John Pitts	1	0	0.0	0	0
Chris Outlaw	1	68	68.0	0	68	Delmus Coley	1	8	8.0	0	8
Total	9	356	39.6	1	77	Total	45	838	18.6	0	55
Opponents	7	21	3.0	0	17	Opponents	45	958	21.3	1	93



Senior wideout Josh Lustig led W&M with an average of 20.7 yards per kick return.

Individual Statistics

SCORING	TD	FGs	PATs				Pass	DXP	Saf	Points
			Kick	Rush	Rcv					
Greg Kuehn	0	13-18	30-30	0-0	0	0-0	0	0	69	
Rich Musinski	7	0-0	0-0	0-0	1	0-0	0	0	44	
Trevor McLaurin	4	0-0	0-0	0-0	0	0-0	0	0	24	
Steven Hargrove	4	0-0	0-0	0-0	0	0-0	0	0	24	
D. Thompson	3	0-0	0-0	0-0	0	0-0	0	0	18	
Jon Smith	3	0-0	0-0	0-0	0	0-0	0	0	18	
Nick Rogers	3	0-0	0-0	0-0	0	0-0	0	0	18	
Delmus Coley	2	0-0	0-0	0-0	0	0-0	0	0	12	
Matt Trinkle	2	0-0	0-0	0-0	0	0-0	0	0	12	
Danny Wade	2	0-0	0-0	0-0	0	0-0	0	0	12	
Adam O'Connor	1	0-0	0-0	0-0	0	0-0	0	0	6	
Lang Campbell	0	0-0	0-0	3-3	0	1-1	0	0	6	
John Pitts	1	0-0	0-0	0-0	0	0-0	0	0	6	
Marques Bobo	1	0-0	0-0	0-0	0	0-0	0	0	6	
James Miller	1	0-0	0-0	0-0	0	0-0	0	0	6	
Travis McLaurin	1	0-0	0-0	0-0	0	0-0	0	0	6	
Total	35	13-18	30-30	3-4	1	1-1	0	0	287	
Opponents	38	10-15	35-35	0-1	2	2-2	0	1	299	

TOTAL OFFENSE	G	Plays	Rush	Pass	Total	Avg/G
Lang Campbell	10	362	300	2296	2596	259.6
Delmus Coley	9	101	488	0	488	54.2
Nick Rogers	10	51	252	0	252	25.2
Jon Smith	7	64	212	0	212	30.3
Steven Hargrove	9	27	139	0	139	15.4
Trevor McLaurin	10	18	93	0	93	9.3
D. Thompson	9	3	53	0	53	5.9
Rich Musinski	10	6	16	0	16	1.6
Ben Lawrence	2	3	0	10	10	5.0
Danny Wade	8	1	5	0	5	0.6
LeVince Parrott	2	1	1	0	1	0.5
TEAM	1	1	-22	0	-22	-22.0
Total	10	645	1526	2306	3832	383.2
Opponents	10	727	2114	2180	4294	429.4

FIELD GOALS	FGM-FGA	Pct	20-29	30-39	40-49	Lg
Greg Kuehn	13-18	72.2	3-3	6-8	4-7	49

PUNTING	No.	Yds	Avg	Long	TB	FC	I20	Blkd
Mike Mesi	42	1731	41.2	61	4	3	14	1
TEAM	1	0	0	0	0	0	0	0
Total	43	1731	40.3	61	4	3	14	1
Opponents	40	1610	40.2	54	0	2	9	0



Punter Mike Mesi is a returning all-conference selection after averaging 41.2 yards per punt in 2003.



Tight end Matt Trinkle caught touchdown passes against both VMI and Richmond last season.

Defensive Statistics

DEFENSIVE LEADERS	GP	-----Tackles-----				-Sacks-		---Pass Def---		QBH	-Fumbles-		Blkd	
		Solo	Ast	Total	TFL/Yds	No-Yds	Int-Yds	BrUp	Rcv-Yds		FF	Kick	Saf	
Andrew Solomon	11	54	50	104	7.0-25	4-19	.	7	14	3-0	1	.	.	
Paul Carpenter	10	60	63	123	4-11	.	.	2	.	1-0	2	.	.	
Travis McLaurin	10	76	44	120	5-14	3.0-10	1-37	1	1	1-28	1	1	.	
Marques Bobo	10	56	30	86	1-2	.	1-0	1	1	2-0	2	.	.	
Chris Outlaw	10	34	35	69	2-4	1.0-3	1-68	.	2	.	1	.	.	
Chris Ndubueze	10	35	31	66	4-17	2.5-16	.	.	1	.	1	.	.	
Adam O'Connor	10	32	23	55	12-52	6.0-35	.	2	28	2-0	2	.	.	
James Miller	8	35	20	55	6-20	.	2-139	4	1	1-0	.	.	.	
Donte Lewis	10	28	26	54	5-27	2.0-21	.	3	8	.	1	.	.	
Larry Pendleton	9	27	25	52	2-6	2.0-6	.	.	5	
Billy Parker	10	34	11	45	3-9	.	2-56	6	.	1-27	1	.	.	
Corey Patterson	10	29	13	42	2-3	.	.	1	
Jonathan Shaw	9	28	14	42	1-1	1.0-12	1-37	2	1	.	1	.	.	
Mike McCarthy	10	16	18	34	1-5	1.0-5	.	2	1	.	.	1	.	
Richard Riley	7	20	14	34	.	.	.	2	.	1-0	1	1	.	
Ryan Nickell	9	22	11	33	4-23	2.0-16	.	1	1	
Alan Wheeling	9	20	8	28	.	.	1-19	3	.	.	1	.	.	
Leonard Muldrow	9	14	12	26	2-6	1.5-6	.	.	1	.	1	.	.	
Brian Williamson	8	11	6	17	.	1.0-1	.	.	1	
Josh Wright	7	5	9	14	2-10	1.0-9	
Justin Kelly	7	5	7	12	1-7	1.0-7	
D. Thompson	9	6	6	12	1-0	.	.	.	
Jonas Watson	6	3	4	7	1	
Trevor McLaurin	10	2	5	7	
Craig Patterson	3	5	1	6	
Josh Lustig	8	3	1	4	
Jerome Griffin	2	.	3	3	
Nick Rogers	10	1	1	2	
Delmus Coley	9	1	1	2	
Greg Kuehn	10	1	1	2	
Matt Trinkle	6	1	.	1	
Rich Musinski	10	1	.	1	
Danny Wade	8	1	.	1	
Adam Bratton	7	1	.	1	
Zachary Stout	2	1	.	1	
LeVince Parrott	2	1	.	1	
Lang Campbell	10	1	.	1	
Chris Kimber	1	.	1	1	
Total	10	616	444	1060	57-217	23-139	9-356	30	53	10-55	15	3	.	
Opponents	10	348	380	728	65-176	19-106	7-21	28	.	10-18	14	1	1	



Defensive end Adam O'Connor had a breakout season in 2003, making 55 tackles, including 12 tackles for loss. He also led the squad with six sacks and had an amazing total of 28 quarterback hurries. In addition, O'Connor forced and recovered two fumbles, including a fumble recovery in the end zone for a touchdown against Rhode Island.

