



WILLIAM & MARY

GAME 1: Maryland • Saturday, Sept. 2, 2006 • 6 p.m. • College Park, Md. • Byrd Stadium



Game Day Information

WILLIAM AND MARY "TRIBE" (0-0, 0-0 A-10) at MARYLAND "TERRAPINS" (0-0, 0-0 ACC)

Kickoff: 6 p.m., Saturday, Sept. 2, 2006

Site: Byrd Stadium (51,500, Natural Grass)

TV: ESPN 360 (Online only); Tape-delayed broadcast Monday at 7 p.m. on Comcast SportsNet

Radio: 5:30 p.m. - The Tribe Football Radio Network will broadcast today's game across the Commonwealth of Virginia. The veteran broadcast duo of Jay Colley (play-by-play) and Bob Sheeran (color) will call the action. For a complete listing of the Tribe Football Radio Network, see the next page.

All-Time Series: W&M leads 2-1.

Last Meeting: W&M won, 41-7, on Nov. 2, 1946.

First and 10

W&M begins its 112th season of football on Saturday evening with a visit to Division I-A Maryland. Saturday's opener will mark the fifth consecutive season the Tribe has started the year at a Division I-A opponent and the ninth-straight in which the College has faced a I-A team. W&M leads the all-time series with Maryland, 2-1, but the teams haven't met since 1946, when both were members of the Southern Conference. The Terps are coming off back-to-back below par 5-6 seasons, the only two losing marks under sixth-year head coach Ralph Friedgen, who served as W&M's offensive coordinator in 1980 under then first-year head coach Jimmie Laycock. Twenty-six seasons later, Laycock, the school's career leader in victories (175), and the 2006 edition of the Tribe are looking to bounce back from a disappointing finish to the 2005 season which saw W&M drop its final four contests and post a 5-6 record, just the fourth sub-.500 season under Laycock since 1983. The Tribe welcomes back 13 starters, including eight from an offense that ranked third in the Atlantic 10 in scoring (32.5) last year. If history is any indication of how W&M will bounce back this fall, the Tribe faithful could be in-store for another banner year, as the last two times the Tribe won only five games, W&M went on to win the A-10 title and gain a berth in the I-AA playoffs the following year (2001, 2004).

2006 Tribe's Schedule

Date	Opponent	Score/Time
Sept. 2	at Maryland	6:00 p.m.
Sept. 16	MAINE*	7:00 p.m.
Sept. 23	VMI	7:00 p.m.
Sept. 30	HOFSTRA*	1:00 p.m.
Oct. 7	at Massachusetts*	1:00 p.m.
Oct. 14	at Liberty	1:00 p.m.
Oct. 21	at James Madison*	3:00 p.m.
Oct. 28	VILLANOVA*	1:00 p.m.
Nov. 4	at Towson*	1:00 p.m.
Nov. 11	at Delaware*	1:00 p.m.
Nov. 18	RICHMOND*	1:00 p.m.

*A-10 conference game

2006 Terps' Schedule

Date	Opponent	Score/Time
Sept. 2	WILLIAM AND MARY	6:00 p.m.
Sept. 9	MIDDLE TENNESSEE	6:00 p.m.
Sept. 14	at West Virginia	7:45 p.m.
Sept. 23	FLORIDA INTERNATIONAL	6:00 p.m.
Oct. 7	at Georgia Tech*	TBA
Oct. 14	at Virginia*	TBA
Oct. 21	N.C. STATE*	TBA
Oct. 28	FLORIDA STATE*	TBA
Nov. 4	at Clemson*	TBA
Nov. 11	MIAMI*	TBA
Nov. 18	at Boston College*	TBA
Nov. 25	WAKE FOREST*	TBA

*ACC conference game

The Coaches

Jimmie Laycock

Alma Mater, Year: William and Mary, 1970
 W&M Record: 175-119-2 (27th season)
 Career Record: Same
 Career vs. UM: First Meeting

Ralph Friedgen

Alma Mater, Year: Maryland, 1970
 UM Record: 41-20 (Sixth season)
 Career Record: Same
 Career vs. W&M: First Meeting

In The Spotlight



#9, ELIJAH BROOKS SENIOR, RUNNING BACK

Senior running back Elijah Brooks, a Second-Team All-Atlantic 10 selection in 2005, leads the Tribe into its 2006 season-opener vs. Maryland Saturday in his home state. Brooks is this week's featured student-athlete "In The Spotlight". (Page 14)

Table of Contents

Media Information	2
W&M Football Radio Network.....	2
W&M Sports Information Staff.....	2
Projected Depth Charts	3
Tale of the Tape	3
This Week's Opponent: Maryland	4
W&M Football Quick Facts.....	4
W&M Football Game Notes	5
The Tribe in 2006.....	5
Scouting the 2006 Opponents.....	5
Atlantic 10 Information.....	6-7
Tribe Football Record Watch	8
I-AA National Rankings	9
Tribe Football Honor Roll.....	10-11
Head Coach Jimmie Laycock	12
The Laycock Football Center	13
In The Spotlight: Elijah Brooks.....	14
W&M Football Rosters.....	15-16
Game-by-Game Starters	17
Tribe in the Red Zone.....	17
W&M Single-Game Highs	18
Opponent Single-Game Highs.....	19
Long Plays of the Season.....	19
Top Offensive Performances	20
Scoring Drives Chart.....	21
The Last Time It Happened	22
W&M Single-Game Records	23
Game-by-Game Results	24-29
Quarterback Club Players of the Week.....	30
2005 Statistics.....	31



For The Media

W&M Media Relations Staff

Pete Clawson (Primary Football Contact)
Assistant A.D., Media Relations
(O) 757-221-3369 (E) pmclaw@wm.edu

Mark Hoskins (Secondary Football Contact)
Assistant to the Director
(O) 757-221-3344 (E) mjhosk@wm.edu

Kris Sears (Associate SID)
(O) 757-221-3368 (E) kasear@wm.edu

Rob Turner (Associate SID)
(O) 757-221-3370 (E) rrtun@wm.edu

Jake Skipper (Intern)
(O) 757-221-3344 (E) jcskip@wm.edu

Zable Stadium Press Box Phone: 757-221-3414

Sports Information Fax: 757-221-3412

Web Site: www.TribeAthletics.com

Mailing Address:

P.O. Box 399
Williamsburg, VA 23187

Weekly Atlantic 10 Coaches Call

Every Monday from Aug.28-Nov. 20, the Atlantic 10 will conduct a teleconference from 10:00-12:10pm (eastern time) with each of its head football coaches. Each coach will have a 10-minute slot to discuss his team and answer questions from the media. Members of the media are strongly encouraged to participate in the questioning. For the access number, contact Pete Clawson or Stephen Haug in the Atlantic 10 communications office at (215) 545-6678.

10:00 Atlantic 10 update
10:10 Dave Clawson, Richmond
10:20 Jimmye Laycock, William & Mary
10:30 Andy Talley, Villanova
10:40 Rocky Hager, Northeastern
10:50 Mickey Matthews, James Madison
11:00 Jack Cosgrove, Maine
11:10 Don Brown, Massachusetts
11:20 Tim Stowers, Rhode Island
11:30 K.C. Keeler, Delaware
11:40 Sean McDonnell, New Hampshire
11:50 Dave Cohen, Hofstra
12:00 Gordy Combs, Towson

A-10 Press Box Phone Numbers

Delaware	302-831-6199/302-831-2186
Hofstra	516-463-5247
James Madison	540-568-6521
Maine	207-581-1049
Massachusetts	413-545-3550
New Hampshire	603-862-2585
Northeastern	617-566-5956
Rhode Island	401-874-4616
Richmond	804-355-6110
Towson	410-704-3102
Villanova	610-519-5290

Interviews

All requests for interviews must be directed through the Sports Information Office. Players are available Monday morning until noon Thursday. Please call either Pete Clawson, or Mark Hoskins, with interview requests.

Weekly Press Conference

A press conference with head coach Jimmye Laycock will be held every Tuesday at noon at the Hospitality House in Williamsburg. Lunch is served around noon, followed by opening remarks and a question and answer session with Coach Laycock. Interviews with selected players will follow the luncheon. Please confirm your attendance with Pete Clawson in the Sports Information Office at least 24 hours in advance.

Game Credentials

Please make all press and photo requests at least one week in advance. Tickets and parking passes can be mailed with one week's notice. If not, tickets can be picked up, with proper credentials, at the Will Call Window at Zable Stadium on the morning of the game.

Press Parking

Parking for members of the working press is available just southeast of Zable Stadium in front of the University Center. Parking is limited and media members are encouraged to arrive early.

Photographers

Please observe the NCAA rules, which prohibit photographers between the 25 yard lines.

Press Box Services

Located atop the East grandstand of Zable Stadium at Cary field, the press box officially opens two hours prior to kickoff. Pregame notes, flip cards and programs will be available prior to the start. Complete halftime statistics, as well as final team and individual statistics, are available immediately following the game.

Radio

Visiting radio lines may be rented through the Sports Information Office at a cost of \$75 per line. The radio booth for the visiting team is located at the south end of the press box on the lower level. Radio stations should make arrangements with the Sports Information Office at least a month in advance. Requests for the line will be honored on a first-come, first-served basis.

Visiting Film Crews

Space will be allotted in the West Press Box for film and video crews of visiting teams' coaches' shows. We will provide two spots per team.

Post-Game Procedures

Head coach Jimmye Laycock and the visiting coach will be available about 10 minutes after the game in an interview area located directly below the press box. Individual W&M players' names should be given to Pete Clawson during the fourth quarter and they will be made available in the interview room.

The William and Mary Football Radio Network

The W&M Athletics Department announced a new partnership for the Tribe Radio Network. The Notice of Intent to Award issued by the College designates two local stations, 92.3 FM "The Tide" and 107.9 FM "WBACH", as the network's Co-Flagships for the coming athletics season.

"We are extremely excited to be teaming up with Tribe Athletics," said Tom Davis, the President of Davis Media LLC. "We look forward to enhancing the broadcasts and broadening the reach of the games to the many fans throughout Tidewater Virginia."

The new partnership provides the College with solid coverage of the peninsula, as the station's combined footprint reaches from eastern areas of Richmond to the western parts of Norfolk. Tribe fans in Richmond will also be able to catch the action on 1450AM WCLM, which returns for its second season as an affiliate. Also, as usual, long-standing network member WBRG, AM 1050 of Lynchburg is back to carry all the action for 2006.

In addition to the radio coverage, all broadcasts can be heard live on the web at www.TribeAthletics.com.

Despite the new locations on the dial, the College's long-standing broadcast team of team of Jay Colley and Bob Sheeran remain in place to deliver all the action of Tribe football over the airwaves.

William and Mary Radio Network Affiliates

"The Tide"	92.3 FM	Williamsburg
WBACH	107.9 FM	Williamsburg
WBRG	1050 AM	Lynchburg
WCLM	1450 AM	Richmond





Depth Charts

Tribes Offense Depth Chart

Pos.	No.	Name	Elg.	Ht.	Wt.	Note
WR	2	Elliott Mack	SO	6-0	195	Four of 21 receptions last year went for TDs
	4	D.J. McAulay	SO	5-11	180	Two catches for 49 yards as true freshman last year
LT	67	Brent Cochran	JR	6-5	300	Started final nine games of 2005 season
	78	Chris Ilardo	RF	6-3	316	Red-shirted last year
LG	72	Justin Oliver	JR	6-4	295	Returns after sitting out 2005 season with illness
	56	C.J. Muse	RF	6-4	305	Member of travel squad as true freshman last year
C	68	Cody Morris	SR	6-4	285	Preseason All-American with 25 consecutive starts
	51	Tim Kelley	JR	6-2	316	Reliable back-up in second season after transfer
RG	53	Luke Hiteshew	SO	6-1	295	Former walk-on slated to start for first time
	75	Eric O'Brien	SO	6-1	270	Moved to offense during spring practice season
RT	71	Brad Stewart	JR	6-3	300	Started every game last season at right tackle
	79	Michael Grant	SO	6-5	300	Reserve tackle, saw game action on special teams
TE	85	Matt Trinkle	SR	6-5	260	Career-high 21 catches last year for all-A-10 honors
	86	Drew Atchison	JR	6-7	250	Travel squad member in '05 who will impact offense
WR	27	Joe Nicholas	JR	6-3	210	118 career receptions, 11 TDs in first two seasons
	16	R.J. Archer	RF	6-2	205	One of squad's most versatile athletes
QB	18	Jake Phillips	SO	6-3	225	Freshman QB record eight rushing TDs in 2005
	10	Mike Potts	JR	6-4	220	Passed for 842 yards, seven TDs in five starts last year
TB	9	Elijah Brooks	SR	5-9	215	Rushed for career-best 944 yards and nine TDs in '05
	28	DeBrian Holmes	SO	5-9	185	Second-leading rusher in 2005 with 304 yards
FB	46	Matt Otey	JR	5-11	230	Three TD catches on four career receptions
	49	Raphael Bynum	RF	5-9	225	First full season on offense after moving from LB

Tribes Defense Depth Chart

Pos.	No.	Name	Elg.	Ht.	Wt.	Note
DE	97	Adrian Tracy	RF	6-4	235	Earned starting role after strong spring
	83	Gareth Hissong	FR	6-3	250	True freshman who had impressive summer camp
DT	77	Brian Williamson	SR	6-3	290	Two-year starter coming off career-high 33 tackles
	96	Daniel Pulley	RF	6-3	265	Young, hard worker looking for spot in DT rotation
DT	95	Cortenous Herbert	RF	6-3	260	One of team's strongest athletes in first year as starter
	99	Josh Larkins	SO	6-2	320	Saw game action in 2005 with seven tackles
DE	94	Josh Wright	SR	6-3	245	Two-year starter with 13.5 TFLs over past two seasons
	92	Ryan Jones	JR	6-3	260	Reliable veteran who has seen game action
ILB	44	Josh Rutter	SO	6-3	230	Led team and all A-10 rookies last year with 109 TT
	39	T.J. O'Neill	JR	6-1	241	Started four games last year with career-high 48 TT
OLB	21	Michael Pigram	SO	5-10	218	14 TT on special teams as true freshman in '05
	40	Chris Ndubueze	SR	6-1	230	All-conference pick in 2004, missed entire '05 season
OLB	23	Trevor McLaurin	SR	5-11	236	21 TT, INT for TD last year after moving from RB
	52	Travis McLaurin	SR	5-11	240	All-conference LB in 2003 returning from injury
CB	24	Richard Riley	SR	6-2	190	Veteran DB with 24 career starts, 100 TT
	31	Max Harris	FR	5-10	175	True freshman who could impact defense in '06
SS	41	Sheldon Alexander	RF	6-1	205	First-year starter coming off strong summer camp
	42	Fred Johnson	RF	6-1	195	Will challenge for playing time in secondary
FS	8	Alan Wheeling	SR	5-9	180	Three-year starter at CB moving to safety
	22	David Houff	SO	6-1	185	Broke team's vertical jump record (40.5") in offseason
CB	37	Derek Cox	SO	6-1	185	Started final two games of '05, had INT vs. JMU
	19	David Caldwell	FR	5-11	200	True freshman looking to make impact in '06

Tribes Special Teams Depth Chart

Pos.	No.	Name	Elg.	Ht.	Wt.	Note
PK/KO	91	Blair Pritchard	SR	5-11	235	First-year handling place-kicking duties
	87	David Miller	FR	6-0	170	True freshman, Top-60 recruit in VA by <i>Roanoke Times</i>
P	91	Blair Pritchard	SR	5-11	235	Ranked third in A-10 last season with 39.4 average
	15	Corey Davis	SR	6-1	200	Punted twice in '05 season-opener at Marshall
HO	14	Christian Taylor	SR	6-3	205	Reliable holder on all of team's place-kicks in '05
	16	R.J. Archer	RF	6-2	195	Directed scout team offense in 2005
LS	94	Josh Wright	SR	6-3	245	Reliable veteran on special teams past two seasons
	75	Eric O'Brien	SO	6-1	270	Will serve as back-up snapper in '06
KR	9	Elijah Brooks	SR	5-9	210	Led team with 1112 all-purpose yards in 2005
	28	DeBrian Holmes	SO	5-9	180	Returned 10 kickoffs for 185 yards last season
PR	8	Alan Wheeling	SR	5-9	180	Sure-handed veteran in first year as returner
	37	Derek Cox	SO	6-1	185	Blocked one punt as a freshman last year

Maryland Offense Depth Chart

X	84	Isaiah Williams	So	6-2	200
	11	Drew Weatherly	Sr	6-3	216
LT	70	Stephon Heyer	Sr	6-6	320
	73	Scott Burley	Jr	6-5	326
LG	69	Donnie Woods	Jr	6-3	289
	75	Jaime Thomas	So	6-4	328
C	60	Edwin Williams	So	6-2	318
	72	Phil Costa	RF	6-2	299
RG	63	Andrew Crumme	Jr	6-5	301
	66	Garrick Clig	Jr	6-4	296
RT	75	Dane Randolph	So	6-5	285
	78	Jared Gaither	So	6-9	350
TE	80	Joey Haynos	Jr	6-8	267
	13	Dan Gronkowski	So	6-6	266
QB	14	Sam Hollenbach	Sr	6-4	214
	19	Jordan Steffy	So	6-1	214
TB	44	Lance Ball	Jr	5-9	216
	21	Keon Lattimore	Jr	5-11	221
FB	32	Tim Cesa	Jr	6-1	256
	38	Cory Jackson	FR	6-0	240
Z	17	Danny Oquendo	So	6-0	188
	8	Darrius Heyward-Bey	RF	6-2	206
Slot	17	Danny Oquendo	So	6-0	188
	82	Nolan Carroll	RF	6-0	201

Maryland Defense Depth Chart

DE	40	Jeremy Navarre	So	6-3	263
	91	Mack Frost	So	6-5	257
NT	92	Dre Moore	Jr	6-4	312
	68	Carlos Feliciano	Jr	6-5	207
DT	95	Conrad Bolston	Sr	6-3	303
	98	Omarr Savage	Jr	6-5	284
LEO	55	Trey Covington	So	6-3	252
	57	Jared Harrell	RF	6-4	231
MLB	35	Wesley Jefferson	Jr	6-2	233
	42	Chase Bullock	So	6-2	235
WLB	1	Erin Henderson	So	6-2	242
	53	Moises Fokou	Jr	6-1	216
SLB	54	David Holloway	Sr	6-2	230
	34	Dave Philistin	So	6-2	233
CB	5	Isaiah Gardner	Jr	5-11	194
	9	Richard Taylor	So	5-10	194
SS	12	Marcus Wimbush	Sr	5-10	202
	29	Jeff Allen	So	6-0	190
FS	3	Christian Varner	Jr	5-11	196
	30	J.J. Justice	Jr	6-1	219
CB	4	Josh Wilson	Sr	5-9	187
	2	Kevin Barnes	So	6-1	181

Maryland Special Teams Depth Chart

PK	11	Dan Ennis	Sr	5-10	158
	or 39	Obi Egekeze	So	6-2	218
P	36	Adam Podlesh	Sr	5-11	205
	4	Josh Wilson	Sr	5-9	187
PR	17	Danny Oquendo	So	6-0	188
	31	Andrew Schmitt	So	6-0	230
SS	53	Brendan McDermond	Jr	6-2	251
	H 36	Adam Podlesh	Sr	5-11	205

Tale of the Tape

Tribes vs. Terps			
Pos.	W&M	Maryland	Pos.
WR & TE	6-3/222	5-11/195	DB
OF Backs	6-0/223	6-2/235	LB
OL & TE	6-3/289	6-3/283	DL
DL	6-3/258	6-5/297	OL/TE
LB	6-1/228	6-1/229	OF Backs
DB	6-0/190	6-3/218	WR/TE

* Averages reflect those of starters only.

This Week's Opponent

All-Time Series With Maryland

Series Record: W&M leads, 2-1
 Series Record in Williamsburg: Tied, 1-1
 Series Record in College Park: W&M leads, 1-0
 Series Record at Neutral Site: n/a
 First Meeting: Nov. 4, 1905, Maryland won 17-0

All-Time Series Meetings

Year.....	Date.....	Result	UM Score	W&M Score	Location
1905.....	Nov. 4.....	Lost.....	17.....	0.....	Williamsburg
1945.....	Nov. 3.....	Won.....	14.....	33.....	College Park, MD
1946.....	Nov. 2.....	Won.....	7.....	41.....	Williamsburg



Maryland Series Notes

Remember When?

The last time W&M and Maryland squared off against each other on the gridiron was in 1946, when both were members of the Southern Conference. After a 13-3 loss at Miami in the Orange Bowl on Sept. 27 in the season's second game, W&M ran off five consecutive victories with the Maryland win extending the streak to five. A week later, W&M fell to eventual Southern Conference Champion North Carolina, 21-7, in Richmond, the College's only other defeat in an 8-2 season under Rube McCray.

The Laycock-Friedgen Connection

Maryland head coach Ralph Friedgen was Tribe head coach Jimmie Laycock's first offensive coordinator at W&M in 1980. Friedgen spent one year at W&M before moving on to become an assistant head coach at Murray State the following year, then starting his first stint at Maryland in 1982. The pair were also members of the same coaching staff at The Citadel under Bobby Ross in 1973, a staff that also included Virginia Tech coach Frank Beamer along with former VMI head coach Cal McCombs.



All-conference running back Elijah Brooks led the Tribe rushing attack with 944 yards in 2005. Brooks, one of 10 Maryland natives (Largo) on the 2006 Tribe squad, opens his senior season in his home state Saturday.

W&M vs. The Atlantic Coast Conference

Since the league was formed in 1953, W&M has gone 10-31 (.244) against opponents from the ACC, including a 49-38 setback at North Carolina in the 2004 season-opener. If games against current ACC members Virginia Tech, Florida State and Miami before they joined the league are taken into account, the Tribe's all-time record against current ACC teams is 17-60-1 (.224). Prior to the loss in Chapel Hill, the last ACC team W&M faced was N.C. State in 1999. The last ACC team the College defeated was state-rival Virginia, 41-37, in Charlottesville in 1986.

Did You Know?

The last time the College hosted an ACC opponent in Williamsburg was in 1980 when the Demon Deacons of Wake Forest paid a visit to Zable Stadium's friendly confines and laid a 27-7 defeat on the Tribe.

An Old Line State Homecoming

For several of the Tribe's student-athletes, the Sept. 2 opener in College Park will serve as a homecoming of sorts as they make the trip back to their home state. Players hailing from Maryland include starting all-conference running back **Elijah Brooks** (Largo), starting linebacker **Josh Rutter** (Union Bridge), all-conference linebacker **Chris Ndubueze** (Lanham), starting corner **Richard Riley** (Gaithersburg), offensive linemen **Luke Hiteshew** and **Chris Ilardo** (Baltimore) and defensive lineman **Cortenus Herbert** (Germantown) among others. Both Brooks and Ndubueze were all-league selections for coach Bill McGregor at DeMatha. On beginning his senior season in his home state, Brooks said, "I couldn't ask for anything else, but to go home and play in front of friends and family and be so close to my high school. It really is a dream come true."

How They Stack Up

Category	W&M (A-10)	(2005)	UM (ACC)
Scoring Offense	32.5 (3)	✓	24.5 (7)
Rushing Offense	159.3 (6)	✓	134.8 (8)
Passing Offense	218.7 (6)	✓	249.1 (2)
Had Intercepted	9 (3)	✓	17 (11)
Total Offense	378.0 (9)	✓	383.9 (3)
Turnover Margin	0.73 (2)	✓	-0.45 (11)
3rd Down Effici.	41.4 (7)	✓	35.2 (7)
Scoring Defense	25.7 (7)	✓	25.0 (9)
Rushing Defense	165.1 (8)	✓	165.7 (11)
Passing Defense	223.8 (9)	✓	184.8 (3)
Total Defense	388.9 (9)	✓	350.5 (9)
Net Punting	35.8 (2)	✓	35.6 (5)
Penalties	30.8 (1)	✓	44.1 (2)

Team Leaders

William and Mary (Returning Players Only)

Rushing: Brooks (207 att., 944 yds, 4.6 avg., 9 TD, 85.8 /g)
Passing: Phillips (192-123-7, 1564 yds, 12 TD, 156.4 /g)
Receiving: Nicholas (52 rec., 731 yds, 14.1 avg., 5 TD, 71.1 /g)
Punt Ret: none returning
Kick Ret: Holmes (10 for 185 yds, 18.5 avg., 24 long)
Kicking: none returning
Punting: Pritchard (39.4 avg., 64 long, 13 Inside-20)
Tackles: Rutter (109 total, 44 solo)
Sacks: Wright, Williamson, Jones (1.0)
TFL: Rutter (6.5 for 6 yards)
INT: Allen (2 for 23 yards)
PBU: Riley, O'Neill (3)

Maryland (Returning Players Only)

Rushing: Ball (189 att., 903 yds, 4.8 avg., 6 TD, 82.1 /g)
Passing: Hollenbach (315-192-15, 2539 yds, 13 TD, 230.8 /g)
Receiving: Ball (18 rec., 153 yds, 8.5 avg., 13.9 /g)
Punt Ret: Wilson (2 for 6 yards, 3.0 avg.)
Kick Ret: Oquendo (3 for 35 yds, 11.7 avg., 17 long)
Kicking: Ennis (17-25 FG, long 45; 23-25 PAT)
Punting: Podlesh (43.6 avg., 61 long, 17 Inside-20)
Tackles: Wilson (73 total, 41 solo)
Sacks: Bolston (5.0 for 30 yards)
TFL: Covington, Bolston (5.0)
INT: Varner (3 for 0 yards)
PBU: Wilson (8)

Tribe Quick Facts

Location: Williamsburg, Va.
 Founded: 1693
 Enrollment: 5,700
 Colors: Green, Gold and Silver
 President: Gene R. Nichol
 Athletics Director: Terry Driscoll
 Stadium: Walter J. Zable Stadium at Cary Field
 Conference: Atlantic 10 Football Conference
 First Season: 1893
 All-Time Record: 509-491-41
 2005 Record: 5-6 (3-5 A-10)

Terp Quick Facts

Location: College Park, Md.
 Founded: 1856
 Enrollment: 35,392
 Colors: Red, White, Black and Gold
 President: Dr. C. D. Mote, Jr.
 Athletics Director: Deborah A. Yow
 Stadium: Byrd Stadium
 Conference: Atlantic Coast Conference
 First Season: 1892
 All-Time Record: 575-504-43
 2005 Record: 5-6 (3-5 ACC)



Team Notes

Opening Day 2006

On Saturday, William and Mary begins its 112th season of football, visiting Maryland in College Park. The College holds an all-time record of 509-491-41 (.509), ranking 18th in Division I-AA in total games. W&M's 509 all-time victories rank tied for 23rd with fellow A-10 member Massachusetts in I-AA history.

Since the first Tribe football season began in 1893, W&M is 57-51-3 (.527) in season-openers, including 11-15 under Laycock. But, when looking at Laycock's ledger in season-opening games, you must take into account the fact W&M has started a season against a Division I-A opponent 11 times under Laycock.

In fact, the Tribe has traveled to a Division I-A opponent to start each of the last four seasons. In Laycock's 26 seasons at the helm, W&M has opened the year at home only seven times, winning each time. The last time the Tribe opened the season at home was in 1997, when W&M crushed Hampton, 31-6.



Preseason All-American Cody Morris and the Tribe open at a Division I-A opponent for the fifth consecutive season at Maryland on Saturday.

A Win vs. Maryland Would ...

- Mark the Tribe's first win over a Division I-A team since defeating Temple, 45-38, in Philadelphia in 1998.
- Stand as the team's first win to start a season since 2001, when W&M recorded a 31-10 win at UMass. The team has won only five of its 13 season openers since 1993. In that span, the Tribe is 5-2 vs. I-AA competition and 0-6 vs. I-A teams.
- Stand as the first win over an Atlantic Coast Conference opponent since 1986, when the Tribe defeated the University of Virginia, 41-37 in Charlottesville. Since that game, W&M has gone 0-9 vs. the ACC, with six of those losses coming in Charlottesville.
- Snap the Tribe's current four-game losing streak. The College has not lost five-straight games under Laycock since the 1998-1999 seasons, when the Tribe fell in the final two contests of '98, then dropped the first three games of the '99 schedule.

Tribe vs. Maryland on TV

Fans of William and Mary's football program will have the opportunity to see all the action of the season-opener by either watching the action live on ESPN360, or seeing the game on tape-delay on Comcast SportsNet.

ESPN360 is a video content player that can be found at ESPN360.com. The program only fully works through Internet service providers who have signed up and paid ESPN for the programming. Viewers from non-subscribing ISP's only can see a preview (roughly 3-5 minutes of taped content), although there are occasions where ESPN360 is "all access" and permits all individuals to access the site. These periods are advertised on the ESPN family of networks.

Talent for the ESPN360 broadcast will consist of Charlie Neal on play-by-play, while Bob Chmiel will provide the color commentary.

Comcast SportsNet will broadcast the game on a tape-delayed basis on its Baltimore/Washington based network, which will include the Virginia peninsula. The game will be shown in its entirety starting at 7:00 p.m. The familiar voice of the Washington Wizard's, Steve Buckhantz will handle the play-by-play, while Kevin Kiley provides the color commentary. Chick Hernandez will be the sideline reporter.


W&M Announces Ground Breaking Ceremony for Laycock Center

William and Mary Athletics Director Terry Driscoll announced that a special ground breaking ceremony for the state-of-the-art Jimmie Laycock Football Center is schedule to take place at 5:30 p.m. on Friday, September 15th on the future site of project.

The ceremony, which will take place on the northeastern corner of the team's Montgomery Family Practice Field, will be attended by President Gene R. Nichol, Athletics Director Terry Driscoll, head coach Jimmie Laycock and prominent alumni, including Walter J. Zable, a 1936 graduate of the College and the person whom the Tribe's football stadium is named after.

The Jimmie Laycock Football Center will be located at the northwest corner of the stadium on what is now the Tribe's football practice field at a cost of \$11 million. The entire funding of the project will be provided by private gifts. (For more information on the Laycock Center see page 12).

The public is invited to attend the ceremony, which will take place on the eve of the team's home-opener with Maine.



A rendering of the Laycock Football Center. For more information on the facility, see page 12.

The Tribe in 2005

Overall:	5-6
At home:	3 - 2
Away:	2 - 4
On grass:	4 - 4
On turf:	1 - 2
A-10 overall:	3 - 5
A-10 home:	2 - 2
A-10 road:	1 - 3
By Month:	
September:	2 - 2
October:	3 - 1
November:	0 - 3
December:	0 - 0

When scoring first	4 - 3
When opponent scores first	1 - 3
When scoring 30+ points	5 - 0
When scoring less than 30 points	0 - 6
When leading at half	4 - 1
When trailing at half	0 - 4
When tied at half	1 - 1
When leading after 3 qtrs	4 - 2
When trailing after 3 qtrs	1 - 4
When tied after 3 qtrs	0 - 0
When out-passing opponent	3 - 3
When out-rushing opponent	4 - 1
When out-gaining opp. (total off.)	4 - 1
When out-gained by opp.	1 - 5
When leading TOP	3 - 2
When trailing TOP	2 - 4
With an individual 100-yd rusher	2 - 2
With an individual 200-yd passer	4 - 3
With an individual 100-yd receiver	3 - 1
With opponent 100-yd rusher	1 - 5
With opponent 200-yd passer	2 - 3
With opponent 100-yd receiver	2 - 2
When leading turnover ratio	4 - 3
When trailing turnover ratio	1 - 2

Scouting the Opponents

Maine (0-0), Open (at Youngstown State, Sept. 9)
Last Week: n/a

VMI (0-0), vs. Davidson, 1 p.m.
Last Week: n/a

Hofstra (0-0), at Stony Brook (Aug. 31)
Last Week: n/a

Massachusetts (0-0), vs. Colgate, 1 p.m.
Last Week: n/a

Liberty (0-0), vs. St. Paul's (Aug. 31)
Last Week: n/a

James Madison (0-0), vs. Bloomsburg, 6 p.m.
Last Week: n/a

Villanova (0-0), at Central Florida, 6 p.m.
Last Week: n/a

Towson (0-0), vs. Morgan State, 6 p.m.
Last Week: n/a

Delaware (0-0), Open (vs. West Chester, Sept. 9)
Last Week: n/a

Richmond (0-0), at Duke, 6 p.m.
Last Week: n/a

Game Notes

Top-Notch Competition

With Saturday's opener at Maryland, the 2006 campaign will mark the ninth consecutive season W&M faces a Division I-A opponent, which is the longest current streak in the Atlantic 10. In the last 20 years, the Tribe has faced over 25 I-A opponents, including 21 from the current BCS conferences. The last W&M win over a I-A opponent was in 1998, when the Tribe downed Temple, 45-38. Here is a quick look at W&M's last 11 games against a I-A opponent:

- 2005: at Marshall, L, 36-24
- 2004: at North Carolina, L, 49-38
- 2003: at Western Michigan, L, 56-24
- 2002: at Indiana, L, 25-17
- 2001: at East Carolina, L, 38-23
- 2000: at Central Florida, L, 52-7
- 1999: at N.C. State, L, 38-9
- 1998: at Temple, W, 45-38
- 1996: at Central Florida, L, 39-33
- 1995: at Virginia, L, 40-16
- 1994: at Virginia, L, 37-3
- 1993: at Tulane, L, 10-0



Mike Cook leads the 1998 Tribe to a 45-38 victory at Division I-A Temple.

Take A Closer Look

The 2006 season stands at the fifth-straight season the College has opened the year on the road at a Division I-A opponent.

In the four previous goes at I-A schools, the Tribe's offense has averaged a very respectable 25.8 points a contest. The College's defense has had its hands full, though, allowing an average of 41.5 points over the four games.

In three of the previous four games vs. I-A opponents, the Tribe has either been in the lead, or tied, in the third quarter with the only exception being against Western Michigan in 2003. Last season at Marshall, the Tribe led the Herd, 24-23, late in the third quarter and were threatening to extend the lead before a miscue by W&M turned into a quick 70-yard scoop-and-score by Marshall. The Herd tacked another TD on in its next possession and pulled out the 36-24 win.

In 2004, behind Payton Award winning quarterback Lang Campbell, W&M led North Carolina, 31-28, entering the fourth quarter of the season-opener, before the Tar Heels used a deep bench and powerful offensive line to out-score the Tribe, 21-7, in the fourth quarter and post a 49-38 victory.

Atlantic 10 Football Conference vs. Division I-A

Besides producing three I-AA national champions and multiple playoff teams annually, one of the hallmarks of the A-10 is the conference membership's strong play against the upper echelon of college football. An A-10 team has defeated a Division I-A team in three of the last four seasons, and the conference will look to add to that figure as a league record-tying nine schools face I-A teams in 2006. In addition to the Tribe's battle at Maryland, four other A-10 teams will square off against I-A competition on the opening weekend of the season, including Rhode Island visiting Connecticut on Thursday night. In 2004, UNH knocked off Rutgers, 35-24, and Maine defeated Mississippi State, 9-7, in Starkville. Here is a list of the A-10 vs. Division I-A in 2006:

Date	Match-up
Aug. 31	Rhode Island at Connecticut
Sept. 2	William and Mary at Maryland , Northeastern at Virginia Tech, Richmond at Duke, Villanova at Central Florida
Sept. 9	Hofstra at Marshall, New Hampshire at Northwestern, Massachusetts at Navy
Sept. 30	Maine at Boston College

Jersey Number Changes

Here is a rundown of the returning players who will be sporting different jersey numbers for 2006:

Name	2006 No.	2005 No.
D.J. McAulay	4	47
Michael Pigram	21	48
David Houff	22	80
Chris Ndubueze	40	54 (2004)
Eric O'Brien	75	90
Brian Lanning	80	7
Sean Lissemore	93	72
Cortenous Herbert	95	43
Adrian Tracy	97	66

ATLANTIC 10 FOOTBALL CONFERENCE

2005 Final Standings

South	A-10	Div.	Overall	H	A
Richmond*	7-1	5-0	9-4	5-2	4-2
James Madison	5-3	3-2	7-4	5-1	2-3
Delaware	3-5	3-2	6-5	4-2	2-3
Towson	3-5	2-3	6-5	4-2	2-3
William and Mary	3-5	1-4	5-6	3-2	2-4
Villanova	2-6	1-4	4-7	3-2	1-5

North	A-10	Div.	Overall	H	A
New Hampshire	7-1	5-0	11-2	7-1	4-1
Massachusetts	6-2	3-2	7-4	4-1	3-3
Hofstra	5-3	4-1	7-4	3-2	4-2
Maine	3-5	2-3	5-6	4-2	1-4
Northeastern	2-6	1-4	2-9	1-4	1-5
Rhode Island	2-6	0-5	4-7	2-3	2-4

Around the Atlantic 10 This Week

Thursday, Aug. 31

Hofstra at Stony Brook.....	7 p.m.
Rhode Island at Connecticut [ESPN Regional]	7:30 p.m.

Saturday, Sept. 2

Colgate at Massachusetts.....	1 p.m.
Northeastern at Virginia Tech [ESPN 360]	1:30 p.m.
Richmond at Duke.....	6 p.m.
Bloomsburg at James Madison	6 p.m.
Morgan State at Towson.....	6 p.m.
Villanova at Central Florida	6 p.m.
W&M at Maryland [ESPN 360]	6 p.m.

W&M's Atlantic 10 Ranking (2005)

Category	Rank	Average/G
Total Offense	9th	378.0
Passing Offense	6th	218.7
Rushing Offense	6th	159.3
Scoring Offense	3rd	32.5
Pass Efficiency	4th	140.4
Third-down Conversion	7th	.414 (58-140)
Fourth-down Conversion	2nd	.727 (8-11)
Red Zone Offense	1st	.857 (42-49)
Sacks Against	7th	24
Total Defense	9th	388.9
Passing Defense	9th	223.8
Rushing Defense	8th	165.1
Scoring Defense	7th	25.7
Pass Defense Efficiency	7th	123.8
Sacks	11th	17
Red Zone Defense	10th	.838 (31-37)
Turnover Margin	2nd	0.73
Net Punting	2rd	35.8
Kickoff Returns	9th	18.0
Punt Returns	5th	8.9
Kickoff Coverage	11th	20.1
Penalties	1st	30.8
Field Goals	9th	.591
Time of Possession	10th	29:10

W&M Returning Individuals in the A-10 Top 10 (2005)

Category	Player	Rank	AVG/G
Rushing	Brooks	4th	91.2
Passing Average	Phillips	10th	165.1
Pass Efficiency	Phillips	3rd	153.3
Receptions/Game	Nicholas	8th	5.22
Receiving Yards/Game	Nicholas	9th	77.0
All Purpose	Brooks	10th	108.0
Total Offense	Phillips	10th	185.7
Scoring	Brooks	8th	6.6
Scoring (TDs)	Brooks	4th	6.6
Punting	Pritchard	3rd	39.6
Tackles/Game	Rutter	6th	10.2



ATLANTIC 10 FOOTBALL CONFERENCE

A-10 Predicted Order of Finish

Northern	Southern
1. New Hampshire (22)	1. James Madison (17)
2. Massachusetts (5)	2. Richmond (9)
3. Maine	3. Delaware (1)
4. Hofstra	4. William and Mary
5. Rhode Island	5. Villanova
6. Northeastern	6. Towson

(First place votes)

Last Week's Results
No Games Schedule

Last Week's A-10 Players of the Week

Offense:
Defense:
Special Teams:
Rookie:

A-10 in the National Polls

Sports Network (Preseason)	ESPN/USA Today (Final)
2. New Hampshire	1. New Hampshire
8. James Madison	7. Massachusetts
10. Massachusetts	17. Richmond
15. Richmond	
16. Delaware	

Top 10 Career A-10 Coaching Victories (Through 2005)

1. Bill Bowes (UNH, 1972-98)	97
2. "Tubby" Raymond (UD, 1966-01)	89
3. Andy Talley (VU, 1985-)	83
4. Jimmie Laycock (W&M, 1993-)	68
5. Jim Reid (UMass, 1986-91, UR, 95-03)	61
6. Jack Cosgrove (UM, 1993-)	46
7. Tom Jackson (UC, 1983-93)	42
8. Hal Westerman (UM, 1951-66)	41
Vic Fusia (UMass, 1961-70)	41
10. Bob Griffin (URI, 1976-92)	37

Active A-10 Coaches in Bold

All-Time Conference Standings (Through 2005)

Team	Conf. Record	Pct.
Delaware	111-50-0	.689
William & Mary	68-38-0	.642
Massachusetts	207-120-4	.631
Connecticut	158-115-10	.576
Villanova	83-64-0	.565
James Madison	56-51-0	.523
New Hampshire	170-162-10	.512
Hofstra	21-22-0	.488
Boston U.	143-177-7	.448
Maine	149-187-7	.445
Richmond	68-94-0	.420
Northeastern	42-65-0	.393
Rhode Island	120-220-7	.356
Vermont	27-63-2	.304
Towson	3-13-0	.188

Former members in italics

Two-Deep at a Glance

As the team moves into game week for the first time in 2006, the Tribe's two-deep starts to take shape for the coming season. A quick glance will show the most significant changes coming on the defensive side of the ball.

Starting in the summer, the Tribe's defensive unit lost a projected starter with departure of senior linebacker Ryan Nickell, who chose to forgo his redshirt senior season to pursue an opportunity in military flight school. The first significant injury of fall camp was to senior projected starting safety, Zach Stout, who sustained a knee injury during non-contact drills about a week and a half into practice. With his absence, senior team quad-captain Alan Wheeling made the switch from corner to free safety and has shown well in the new role. Wheeling's departure from the corner position opened the door for two promising true freshman to make an impact, as both Max Harris and David Caldwell will be part of the official travel party and will be expected to see game action.

There were far fewer changes on the offensive side of the ball, as the most significant loss in camp came at the reserve receiver position, where senior H-back John Taylor suffered a broken hand last Wednesday (August 23rd) and will be out of action this weekend. His status for the next contest, Sept. 16th vs. Maine has yet to be determined. In the meantime, talented redshirt freshman R.J. Archer moves into his role in the offense. Archer has continued to be impressive in practice after switching to receiver from quarterback during the spring.

Team Offensive Notes

Quick Slant

The College returns all 4,158 yards of total offense (rushing and passing yards) and 38 of 41 touchdowns it racked up in 2005, as eight starters return from the unit. The following are some quick offensive notes on the 2005 team:

- Averaged 32.5 points and 378 yards per contest.
- The unit scored points of some variety in 38 of the 47 total quarters on the season, including three OT periods.
- Had five games of 40 or more points, which is tied its for the third most in school history.
- By scoring 358 total points, became just the fourth team in school history to break the 350 point barrier in an 11-game regular season.
- Converted 42 of 49 red zone scoring opportunities into points (34 TDs, 8 FGs).

Did You Know?

William and Mary was the least penalized team in the A-10 last season, as the squad had just 39 total penalties for an average of just 30.8 yds/game. The Tribe has been the least penalized team in the conference six times in the last seven years, with the lone exception being the 2002 season, when it finished third with an average of just over 50 yds/contest.

Long Time Coming

The Tribe's first field goal or extra point of 2006 will be a milestone of sorts, as it will mark the first time someone other than the graduated Greg Kuehn has attempted a placement kick for the College in four years. Kuehn, a four-time all-conference selection, handled all place-kicking duties, including kickoffs, since first stepping on the field as a redshirt freshman for the first game of the 2002 season.

Kuehn graduated as the school's all-time leader in total points (343), field goals (59) and extra points (166). He graduated as the Atlantic 10's all-time career leader in field goals and his 343 total points ranks third all-time amongst all I-AA kickers.

Individual Offensive Notes

Brooks Back For More

Quad-captain and starting tailback Elijah Brooks is a returning all-conference performer looking to post a strong follow-up to his break-out junior season, which saw him post 1,080 yards of total offense, including a team-high 944 yards rushing.

He comes into the season needing just 567 yards to break into the College's top-10 rushing list, as he has accumulated 1,605 yards in 25 career games with the Tribe, an average of 64.2 yards per game. Brooks' total of five career 100-yard rushing contests with the College ties him for eighth place in the school's record books, just three shy of passing Michael Clemons for seventh.

Brooks transferred to William and Mary after playing his redshirt freshman season at Kent State, where he was the Golden Flashes' second leading rusher with 409 yards in his lone season. All totaled, Brooks has accumulated 2,014 total rushing yards as a collegiate back.

Coming into this season, Brooks has proved to be extremely durable, as Saturday's action will mark the 38th consecutive game he's seen action in between the two schools, including 25-straight for the College.

The Largo, Md. native led all Tribe position players with 66 points last season, which included nine rushing touchdowns and a pair of scoring catches.

Did You Know?

Brooks recorded his career-best rushing performance last season in the College's opener at Marshall, when he

Game Notes

wore down the Herd's defense for 149 yards on 28 punishing carries. He also added 27 receiving yards on three catches, including a 19-yard TD reception.

In his only other venture against I-A competition with the College, Brooks turned in a solid 45-yard effort on nine carries at the University of North Carolina in 2004. For his W&M career, Brooks is averaging better than five yards per carry vs. I-A opponents, rushing for 194 yards on 36 carries, an average of 5.4 yards an attempt.

Center of Attention

As a two-time all-conference selection for the Tribe, senior quad-captain Cody Morris has garnered his share of attention in his three seasons as a starter along the offensive front. Despite entering the year as a preseason Second-Team Sports Network All-American and All-Atlantic 10 selection, Morris might be facing his most challenging collegiate season. The 6-4, 285-pound native of Jeansville, Pa. moved from guard to center this spring and will be counted on to act as the anchor of an inexperienced Tribe offensive interior. The two-deep on either side of Morris shows less than six games of playing experience between the four likely candidates at guard.

A very technically sound player, Morris' vast game experience is going to be crucial in the early season, as the staff settles the talent at guard into the collegiate game.

Beginning of the End

Senior tight end Matt Trinkle enters his senior season poised to prove he is one of the top tight ends in the A-10. Standing at 6-5, the 260-pound target meshes his outstanding size with terrific athleticism and outstanding hands. He is looking to improve on what was an all-conference performance a season ago, where he earned second team honors by recording 21 catches for 148 yards and a touchdown. For the past three seasons, Trinkle has split time with another quality TE, Adam Bratton who was also a second team selection in '06. With Bratton departed, and the Tribe quarterbacks a year more experienced in the offense, the potential for a breakout season is in place.

Trinkle will carry 31 career games of experience to the field vs. Maryland. He has brought in 44 career receptions for a total of 393 yards and five scores.

Scintillating Sophomore Season In-Store?

After an offseason that saw him gain more than 20-positive pounds, sophomore quarterback Jake Phillips comes into the 2006 season looking to establish himself as one the league's elite signal callers. He started the last five games of 2005 and will look to build on the experience he gained last season.

In 10 games of action, Phillips established a W&M freshman quarterback record for rushing touchdowns (8) and finished the season ranked among the A-10's top 10 in passing average (156.4/10th), total offense (174.7/10th) and passing efficiency (145.8/4th). He passed for 1,564 yards and 12 touchdowns, which were just six shy of David Corley's freshman record set in 1999. He has accounted for at least one score in each of the last nine games he has participated, as the only game he didn't register a score in the season opener at Marshall.

Also a threat with his feet, Phillips gained 279 yards rushing over 71 attempts, finishing as the team's third-leading rusher with a net of 183 yards.

His year was highlighted when he crafted an improbable comeback at Northeastern, a game he didn't start, where he played a major role in bringing the team back from 21-point fourth quarter deficit to an amazing 44-41 double OT win. That afternoon, he threw four TD passes and ran for the deciding score in just over a quarter of playing time.

But, there were also the usual growing pains associated with being a first-time starter, as he was at the helm for each of the team's four losses to end the season. This difficult finish, and his natural work ethic, powered what was a very productive offseason, where he has spent countless hours in the weight room and reviewing game footage. He has improved his size and strength, starting last season at around 195 pounds and now hovering around 220.

Twin Threat

With all the returning talent at the offensive skills positions, perhaps the brightest spot of the spring and fall camps have come in the form of two sophomore receivers with speed to burn, in Elliott Mack and D.J. McAulay. Mack stayed in Williamsburg over the summer and made significant improvements to his already athletic frame with time in the weight room. This spring, he made a handful of acrobatic grabs look routine and advanced his knowledge of the W&M attack. Last year, with limited playing time, he proved to be one of the team's most dangerous deep threats, ending the season with 21 catches for 371 yards and four touchdowns.

McAulay brings outstanding speed (10.5 100-meter clocking in high school) and a year of playing experience



Matt Trinkle earned all-conference honors last season after recording 21 catches for 148 yards and a TD.

Tribe Record Watch

Touchdown Receptions

1. Rich Musinski, 2000-03	31
2. Dave Conklin, 1996-99	27
3. Harry Mehre, 1985-88	26
4. Mike Tomlin, 19991-94	20
5. Chris Rosier, 1997-2000	19
6. Vito Ragazzo, 1948-50	18
7. Josh Whipple, 1994-96	17
8. Dominique Thompson, 2001-04	16
9. Kurt Wrigley, 1980-82	15
10. Corey Ludwig, 1991-93	14
Glen Bodnar, 1982-84	14
Joe Nicholas, 2004-	11

Receptions

1. Rich Musinski, 2000-03	223
2. Dave Conklin, 1996-99	190
3. Jeff Sanders, 1981-84	175
4. Chris Rosier, 1997-00	174
5. Michael Clemons, 1983-86	172
6. Harry Mehre, 1985-88	161
7. Glenn Bodnar, 1982-84	145
8. Kurt Wrigley, 1980-82	141
9. Terry Hammons, 1991, 1993-95	140
Corey Ludwig, 1990-93	140
Joe Nicholas, 2004	118

Receiving Yards

1. Rich Musinski, 2000- 03	4168
2. Dave Conklin, 1996-99	3269
3. Chris Rosier, 1997-00	2884
4. Harry Mehre, 1985-88	2748
5. Jeff Sanders, 1981-84	2352
6. Corey Ludwig, 1990-93	2349
7. Terry Hammons, 1991, 1993-95	2134
8. Dominique Thompson, 2001-2004	2123
9. Mike Tomlin, 1991-94	2054
10. David Knight, 1970-72	1995
Joe Nicholas, 2004-	1530

Career 100-Yard Receiving Games

1. Rich Musinski, 1999-2003	21
2. David Conklin, 1995-1999	12
3. Chris Rosier, 1996-2000	8
Mark Compher, 1987-1990	8
5. Josh Whipple, 1992-1996	7
6. Joe Nicholas, 2004-	6



Tribe Record Watch

Career 100-Yard Rushing Games

1. Derek Fitzgerald, 1991-1995	19
2. Robert Green, 1988-1991	15
3. Alvin Porch, 1993-1997	14
4. Jim Kruis, 1975-1977	11
5. Troy Keen, 1992-1995	10
6. Tyrone Shelton, 1987-1990	9
7. Michael Clemons, 1983-1986	7
8. Elijah Brooks, 2004-	5

Career Rushing Yards

1. Derek Fitzgerald, 1992-95	3744
2. Robert Green 1988-90	3543
3. Troy Keen, 1992-95	2949
4. Alvin Porch, 1994-97	2750
5. Jon Smith, 2001-2004	2546
6. Tyrone Shelton, 1987-90	2534
7. Jim Kruis, 1975-77	2404
8. Bill Deery, 1972-74	2401
9. Hameen Ali, III, 1997-00	2216
10. Phil Mosser, 1970-71	2171
Elijah Brooks, 2004-	1605

Career 200-Yard Passing Games

1. David Corley, 1998-2002	31
2. Chris Hakel, 1987-1991	24
3. Mike Cook, 1994-1998	22
4. Stan Yagiello, 1982-1985	20
5. Lang Campbell, 2001-2004	18
6. Shawn Knight, 1990-1994	13
7. Kenny Lambiotte, 1985-1986	7
David Murphy, 1981-1983	7
9. Craig Argo, 1986-1989	6
10. Jake Phillips, 2005-	5



Joe Nicholas was eighth in the A-10 last season, averaging 5.22 receptions per game.

to the mix. This spring, he turned in several dazzling plays and showed a marked improvement in his route running and improved his general knowledge of the playbook. Look for the staff to have him more involved in all facets of the game this season.

Steady Hands

Junior receiver Joe Nicholas returns as the team's leader in receptions (52) receiving yards (731) and receiving touchdowns (5) from a season ago. This effort came on the heels of an outstanding freshman campaign that saw him contribute big play after big play down the final stretch of the season and into the playoffs.

After spending his entire freshman season almost exclusively wide, injuries and youth moved him into the slot position more often during the '05 season. This trend will continue, at least in the short term for 2006, as he is slated to start in the slot position. He is one of the team's most experienced and tested players, combining a solid vertical (35-plus) with his tall frame (6-3 and 211-pounds) and great hands.

He enters 2006 on pace to shatter the school's career record for receptions (223) and is just three touchdown receptions shy of cracking the W&M career top 10. Nicholas also sits just 23 grabs short of entering the school's top 10 for catches and his 1,530 career receiving yards total is just 466 yards from placing him in the College's career top 10.

Team Defensive Notes

Air Traffic Control

One of the strong suits of the 2005 defense was its ability to cause turnovers, particularly when opponents went to the air. W&M recorded 19 interceptions in 2005, matching the sixth-best season total dating back to 1948. The Tribe's total of 19 picks was also the best mark since 1996, when the College had 22 interceptions. Eleven different defenders recorded an interception last season, and seven of the 11 are returning in 2006, including sophomore free safety Kevin Allen who led the returning group with two.

W&M last had 10 different players with an interception in 1990, and on only four other occasions, the Tribe has had at least eight different defenders with a pick. In fact, even in 1996, when W&M matched the second-best interception total in school history with 22, only seven different Tribe defenders recorded interceptions with Darren Sharper leading the way (10).

Looking into the numbers a little further, W&M tallied a pick in nine of its 11 games last season, and the Tribe registered three interceptions in a game on three different occasions (URI, VU, JMU). The Tribe's three picks at Villanova on Oct. 29 brought its 2005 season total to 14, which at the time eclipsed the entire 2004 total of 12.

W&M's 19 interceptions last fall ranked second in the Atlantic 10 and tied for fifth nationally in I-AA. New Hampshire led the A-10 and the nation with 24 picks in 2005.

The school record for interceptions in a season is 25, set in 1972. Here is a list of the top-10 interception totals in school history, again dating back to 1948:

INT Total	Year(s)
25	1972
23	1948 ¹
22	1996*, 1951
20	1977
21	1995, 1952
19	2005, 1980, 1963
18	1981, 1979
17	2001*
16	1990*, 1986*
15	2002, 1994, 1992, 1970, 1964
14	1998, 1997, 1993*, 1987, 1976, 1966, 1953

*NCAA Playoffs, 'Delta Bowl



Elliott Mack turned in a solid rookie season, catching 21 passes for 371 yards and four touchdowns.



Trevor McLaurin registered one of the Tribe's four defensive touchdowns in '05, returning an interception 14 yards for a score at Villanova.

Game Notes

Going The Other Way

Perhaps more significant than the total number of interceptions last season, was the fact that, more often than not, Tribe defenders were quick to turn those picks around, amassing 347 returns yards and four touchdowns (see next note) on the season. Departed linebacker Ryan Nickell led the defense in interception return yards with an even 100, including a 72-yarder for a touchdown against Towson.

The Tribe's interception return total was the third-best mark in school history dating back to 1948, and it's the second-best mark under Laycock, following 356 in 2003. The school record for interception return yards is 437 in 1948.

Here is a breakdown of the College's top season interception return totals, again dating back to 1948:

Rk.	INT Yards (# INTs)	Year
1.	437 (23)	1948
2.	356 (18)	2003
3.	347 (19)	2005
4.	346 (22)	1996
5.	279 (14)	1966
6.	276 (21)	1995
7.	263 (17)	2001
8.	249 (16)	1990
9.	221 (19)	1963
10.	204 (15)	1992



Josh Rutter led W&M and all A-10 rookies in 2005 with 109 total tackles.

Point Producers

Another trait of the 2005 defense Laycock and the Tribe faithful would love to see carry over was the unit's ability to produce points of its own. W&M scored four defensive touchdowns, all on interception returns, in 2005, the highest season total under Laycock.

Two of the scores came at Villanova, as returning linebacker Trevor McLaurin returned a pick 14 yards for a TD, before departed free safety James Miller added an 80-yard scoring return. The Tribe's two defensive touchdowns at Villanova marked just the second time in Laycock's 26-year tenure that W&M scored two defensive touchdowns in a game. The last time the Tribe scored twice on defense was on Sept. 3, 1994, in a 38-17 win at Rhode Island, when Stefon Moody returned a fumble two yards for a touchdown and Darren Sharper had a 34-yard interception return for a score.

In fact, the Villanova game also marked just the third time under Laycock that W&M was involved in a game that featured two defensive touchdowns, with the only other occurrence coming in a 26-21 loss to JMU on Oct. 12, 1996, when Sharper returned an interception 88 yards for a touchdown, before JMU's Tony Jordan returned the favor in the third quarter with a 94-yard interception return for a score.

The last time W&M scored three defensive touchdowns in a season was 2003, when Travis McLaurin and Adam O'Connor each scored on fumble recoveries and Miller scored on an interception return. In 1994, the Tribe also scored three defensive touchdowns, which included Moody's and Sharper's touchdowns at URI, and another Sharper interception return for a touchdown at Villanova on Oct. 29.

The NCAA I-AA record for interception returns for touchdowns in a season is seven, held by the 1985 Jackson State team and the 1996 Northeastern squad.

Historically Speaking

With 27 total turnovers gained on the season, W&M reached the 20-turnovers forced mark for the first time since 2002, when the Tribe gained 26 take-aways on 15 interceptions and 11 fumble recoveries. Under Laycock, W&M has failed to record at least 20 caused turnovers in a season only four times [2004 (19), 2003 (18), 2000 (18), 1992 (19)].

Block Party

W&M was also proficient in blocking punts in 2005, finishing the campaign with three. Prior to 2005, the most punts W&M had blocked under Laycock was two, accomplished in both 1984 and 1985. Sophomore defensive back Derek Cox recorded one of the Tribe's blocked punts last season.

Individual Defensive Notes

Are You Experienced?

While the defense loses two starters on the line and three in the secondary, second-year defensive coordinator Matt McLeod returns as many as four linebackers with starting experience, including two former all-conference backers who did not play in 2005.

The returning starter, based on the final 2005 depth chart, is sophomore Josh Rutter (109 TT), while junior T.J. O'Neill (48 TT) also started four games in the middle in 2005.

Also in the mix this fall will be senior Chris Ndubueze, a Third Team All-A10 selection in 2004, and senior Travis McLaurin, a third team all-conference pick in 2003. Ndubueze missed the entire 2005 season for personal reasons,

National Rankings

Sports Network I-AA Preseason Top 25

Team (First Place Votes)	2005 Record	PR
1. Appalachian State(68)	12-3	1
2. New Hampshire (14)	11-2	5
3. Montana (5)	8-4	12
4. Northern Iowa (3)	11-4	2
5. Furman (1)	11-3	3
6. Cal Poly (3)	9-4	6
7. Youngstown State	8-3	14
8. James Madison	7-4	25
9. Illinois State	7-4	22
10. Massachusetts	7-4	19
11. McNeese State	5-4	NR
12. Georgia Southern	8-4	9
13. Hampton	11-1	10
14. Eastern Illinois	9-3	16
15. Richmond	9-4	8
16. Delaware	6-5	NR
17. Southern Illinois	9-4	7
18. Texas State	11-3	4
19. North Dakota State	7-4	NR
20. Eastern Kentucky	7-4	NR
21. UC Davis	6-5	NR
22. Montana State	7-4	18
23. Grambling State	11-1	11
24. Nicholls State	6-4	17
25. Coastal Carolina	9-2	24

W&M In the Rankings in 2005

Week	Sports Network	ESPN-USAToday
Preseason	9	9
Sept. 5	11	no poll
Sept. 12	7	7
Sept. 19	16	16
Sept. 26	19	17
Oct. 3	17	17
Oct. 10	11	11
Oct. 17	12	9
Oct. 24	9	8
Oct. 31	16	18
Nov. 7	24	24
Nov. 14	RV	RV
Nov. 21	--	--
Final	--	--

Sports Network 2005 I-AA Final Top 25

Team (First Place Votes)	2004 Record	PR
1. Appalachian State (78)	12-3	5
2. Northern Iowa	11-4	7
3. Furman	11-3	3
4. Texas State	11-3	4
5. New Hampshire	11-2	1
6. Cal Poly	9-4	10
7. Southern Illinois	9-4	8
8. Richmond	9-4	12
9. Georgia Southern	8-4	6
10. Hampton	11-1	2
11. Grambling State	11-1	11
12. Montana	8-4	9
13. Eastern Washington	7-5	15
14. Youngstown State	8-3	13
15. Brown	9-1	16
16. Eastern Illinois	9-3	19
17. Nicholls State	6-4	21
18. Montana State	7-4	17
19. Massachusetts	7-4	18
20. South Carolina State	9-2	14
21. Lafayette	8-4	25
22. Illinois State	7-4	23
23. Colgate	8-4	24
24. Coastal Carolina	9-2	20
25. James Madison	7-4	NR



Tribe Football Honor Roll

2006 Preseason Honors

Cody Morris, Sr., OL

Preseason Second Team All-American (Sports Network)
Preseason Second Team All-American (I-AA.org)
Preseason All-Atlantic 10

2005 Final Honors

Adam Bratton, Sr., TE

Second team All-Atlantic 10

Elijah Brooks, Jr., RB

- Second Team All-Atlantic 10
- Second Team all-state (VaSID)
- A-10 Offensive Player of the Week (Oct. 8)

Stephen Cason, Sr., DB

- Second Team All-Atlantic 10
- Second team all-state (VaSID)
- A-10 Defensive Player of the Week (Oct. 22)
- A-10 Special Teams Player of the Week (Oct. 8)
- Postseason all-star games (Magnolia Gridiron Classic, Las Vegas All-American Classic)
- Preseason All-A-10

Greg Kuehn, Sr., PK

Second Team All-Atlantic 10
Preseason All-A-10
Preseason Second Team All-American (Sports Network)

Cody Morris, Jr., OL

Third Team All-Atlantic 10
Preseason All-A-10
Preseason Third Team All-American (I-AA.org)

Pat Mulloy, Sr., OL

Second Team All-Atlantic 10
Second Team all-state (VaSID)

Brian Neely, Jr., DL

Atlantic 10 academic all-conference

Ryan Nickell, Jr., LB

Atlantic 10 Defensive Player of the Week (Oct. 22)
A-10 academic all-conference

Adam O'Connor, Sr., DE

Third team All-Atlantic 10
Preseason All-A-10

Jake Phillips, RF, QB

Atlantic 10 Offensive Player of the Week (Oct. 15)
A-10 Rookie of the Week (Sept. 10, Oct. 15)
College Sports Report I-AA National Player of the Week (Oct. 18)

Jon Shaw, Sr., SS

Atlantic 10 academic all-conference

Matt Trinkle, Jr., TE

Second team All-Atlantic 10
A-10 academic all-conference

while McLaurin continues to work back from a serious knee injury that cost him most of the 2004 campaign and all of 2005.

Secondary Concern

The area hardest hit by graduation, possibly over the entire squad, is in the secondary, where the Tribe lost three of its four starters from the final 2005 depth chart, including all-conference corner Stephen Cason and safeties James Miller and Jon Shaw. In the trio, W&M lost three of the top five tacklers from last season, a combined 221 total tackles, roughly 24% of the team's entire 2005 total. Additionally, the three defensive backs were responsible for nine of the team's 19 interceptions and three of the squad's eight fumble recoveries, with Shaw recording all three.

But, it's not as if McLeod is breaking in a totally inexperienced secondary this fall, as a pair of veteran senior defensive backs return in Richard Riley and Alan Wheeling, complimenting promising sophomore corner Derek Cox, who started the final two games of 2005. Riley and Wheeling have combined to start 39 games over the past three seasons, and the pair has over 200 total tackles and three interceptions between them. Cox turned in a solid rookie season last fall, recording 19 total tackles and his first interception in the loss to JMU.

On the topic of solid rookie seasons, sophomore Kevin Allen had a nice debut for the Tribe last fall, as the free safety finished with 12 total tackles and a pair of interceptions, including one in the season-opener at Marshall.

Encore In-store?

Sophomore Josh Rutter returns in 2006 after a dynamite debut, and if the Union Bridge, Md.-product's sophomore season is anything like his rookie campaign, Rutter is well on his way to all-conference status.

In 2005, as a redshirt freshman, Rutter led the Tribe and all Atlantic 10 rookies with 109 total tackles, which included 6.5 TFL and five double-digit tackle games.

Rutter became the first Tribe freshman under Laycock to lead the team in tackles and the first underclassman to do so since Chris Stahl led W&M (94) as a sophomore in 1999. In fact, the only other first-year player to ever lead the Tribe in tackles, under Laycock, was Mark Hughes (134), who led W&M as walk-on sophomore in 1989. Rutter could become just the third defender, and first since Adrian Rich (1991-92), to lead the Tribe in tackles in back-to-back seasons.

Rutter's season-high of 16 came in the opener at Marshall, and the rookie also had 14 against Delaware later in the year. In the season finale at UR, Rutter recorded his first interception.

Rutter led the team in tackles over the first four games of the season and was the first Tribe defender, of any class, to lead the squad in tackles in four consecutive games since Martin Magerko ('01) did it over the first four games of 2001 against UMass (13), VMI (11), ECU (11) and UNH (15).

Walking the Line

A look down the Tribe's projected defensive front reveals just two returning starters, but perhaps the more concerning issue is that those two players, senior Brian Williamson and Josh Wright, are the only two on the preseason depth chart on the line with game experience. But, the two are proven veteran leaders, who will certainly be counted on to bring the young unit around in 2006.

Williamson has been a mainstay in the middle of the Tribe's defense since his true freshman season of 2003, recording 75 total tackles, including 2.5 sacks, over the past three seasons. He made eight starts in 2005 and tallied a career-high 33 tackles, including 11 solo stops.

Wright is one of the defense's most intense and explosive players looking to make an even bigger impact this fall after a standout offseason in the weight room. A two-year starter, Wright was second among the team's defensive linemen last season with a career-high 44 total tackles, which included five stops for loss. In 2004, Wright started 13 of the Tribe's 14 contests and finished with 8.5 tackles for loss, including a pair of solo sacks.

Precision Punting

A pleasant surprise for the coaching staff in 2005 was the emergence of punter Blair Pritchard, who earned the starting job and went on rank third in the Atlantic 10 in punting average (39.4). Pritchard, who will compete for the starting place-kicking duties after the graduation of All-American Greg Kuehn, was named the coaching staff's special teams player of the week on three occasions and was the main reason W&M finishing second in the A10 in net punting (35.8).

Pritchard booted a season-long 64-yarder in the win over top-ranked UNH and also downed three punts inside the Wildcats' 20-yard line. He punted eight times for 311 yards, both career-highs, in the season finale at Richmond and finished the season with 13 punts downed inside the opponent's 20.

Head Coach Jimmye Laycock



William and Mary Head Coach Jimmye Laycock

27th Season

Career Record: 175-119-2 (.596)

- Jimmye Laycock enters his 27th season as the Tribe's head coach in 2006. The school's all-time winningest coach, Laycock has compiled a 175-119-2 career record at W&M.

- Among active Division I and I-AA head coaches, Laycock's 175 victories are tied for eighth in the nation. Among only active I-AA head coaches, Laycock's total is third.

- Laycock ranks fourth on the all-time A-10 career victories list with 68. Among active coaches, Laycock trails only Villanova's Andy Talley (83). However, Laycock's career A-10 winning percentage of .642 is tops among active coaches who have been at their respective schools for five or more seasons.

- In 2004, W&M won a school-record 11 games and made its ninth postseason appearance under Laycock, advancing to the NCAA semifinals for the first time in school history and finishing with a school-record No. 3 final national ranking.

- The Tribe has posted winning ledgers in 18 of the past 23 seasons under Laycock.

- The College has posted 23 consecutive seasons with five, or more, wins. While five wins may not sound all that impressive, consider that in just the last 12 years (since 1993), every current member of the Atlantic 10 has experienced at least one season of four or less wins.

- Laycock has guided the Tribe to a total of 51 career 40-plus point outings in his 296 games as the College's head coach, a number that represents more than 15 percent of his total games. By comparison, the College had seen only 12 total 40-plus point outings in the 30 seasons prior to Laycock taking the reigns of the program in 1980.

- Since joining the Atlantic 10 Football conference in 1993, a William and Mary quarterback has earned all-conference honors in nine of the 13 seasons, including seven-straight campaigns from 1998 to 2004. Going hand-in-hand with the postseason honors is the fact that in seven of the 13 seasons in league play, a Tribe QB has turned in the conference's top QB efficiency rating.

- The College has earned 128 total all-conference citations under Laycock.

- The Tribe has posted a 97-35-1 record (.733) at Zable Stadium under Laycock, which includes seven undefeated seasons in Williamsburg. In Laycock's 26 seasons, the College has failed to post a .500 or better record at home just twice (1980, 1999).

- Since joining the A-10 in 1993, W&M has gone 98-50 (.662) against I-AA opponents.

- During Laycock's 26-year tenure, 20 Tribe players have gone on to sign with NFL teams, including three-time Pro Bowl selection Darren Sharper (pictured below with Laycock).

- Laycock has mentored 30 student-athletes to All-America honors at the College, including a career-high four in 2004 that earned either Sports Network or Associated Press All-America citations (Lang Campbell, Dominique Thompson, Greg Kuehn, Adam O'Connor). Campbell was a consensus First Team All-American (AFCA, Walter Camp, AP, Sports Network) and was also the winner of the 2004 Walter Payton Award.



The Laycock File

Hometown: Hamilton, VA

Alma Mater: William and Mary (1970)

Graduate Degree: Clemson (1972)

Playing Career

1966-69 Lettered at both DB and QB at W&M

Coaching Career

Year	Position, School
1970	Offensive coach, Newport News High School
1971-72	Graduate Assistant, Clemson University
1973-74	Offensive Backfield Coach, The Citadel
1975-76	Quarterbacks Coach, Memphis State
1977-79	Offensive Coordinator, Clemson University
1980-	Head Coach, College of William and Mary

Winningest Active Division I / I-AA Coaches

(By Victories - Through 2005)

1. Bobby Bowden (Florida State)	359
2. Joe Paterno (Penn State).....	354
3. Mike Kelly (Dayton)	231
4. Bob Ford (Albany)	210
5. Frank Beamer (Virginia Tech)	188
6. Al Bagnoli (Penn).....	185
7. Joe Taylor (Hampton).....	183
8. Jimmye Laycock (W&M)	175
Walt Hameline (Wagner)	175
10. Dennis Franchione (Texas A&M).....	171

Division I / I-AA Coaches Most Years at Current Schools

1. Joe Paterno (Penn State, 1966-2005).....	40
2. Bob Ford (Albany, 1973-2005)	33
3. Bobby Bowden (Florida State, 1976-2005)	30
4. Jimmye Laycock (W&M, 1980-2005)	26

Career A-10 Coaching Victories (Through 2005)

1. Bill Bowes (UNH, 1972-98)	97
2. "Tubby" Raymond (UD, 1966-01)	89
3. Andy Talley (VU, 1985-)	83
4. Jimmye Laycock (W&M, 1993-)	68
5. Jim Reid (UMass, 1986-91, UR, 95-03).....	61

Laycock in the NCAA I-AA Playoffs

Year	Round	Opponent, Result
1986	First Round	Delaware, 17-51 (L)
1989	First Round	Furman, 10-24 (L)
1990	First Round	Massachusetts, 38-0 (W)
	Quarterfinals	Central Florida, 38-52 (L)
1993	First Round	McNeese State, 28-34 (L)
1996	First Round	Jackson State, 45-6 (W)
	Quarterfinals	Northern Iowa, 35-38 (L)
2001	First Round	Appalachian State, 27-40 (L)
2004	First Round	Hampton, 42-35 (W)
	Quarterfinals	Delaware, 44-38, 2 OT (W)
	Semifinals	James Madison, 34-48 (L)

Laycock vs. The Atlantic 10

Team	W	L	T
Delaware	11	15	0
Hofstra	2	1	0
James Madison	12	14	0
Maine	5	1	0
Massachusetts	4	5	0
New Hampshire	9	2	0
Northeastern	10	2	0
Rhode Island	9	2	0
Richmond	19	7	0
Towson	3	0	0
Villanova	9	6	1



Making An Impact: Facility Upgrades

The Jimmye Laycock Football Center

The Athletics Department put a fitting exclamation point on what was head coach Jimmye Laycock's 25th season in 2004, announcing plans for a 30,000-square foot football complex that will bear the longtime mentor's name.

The Jimmye Laycock Football Complex will be located at the northwest corner of the stadium on what is the Tribe's football practice field at a cost of \$11 million. In what could be the most exciting aspect of all, the entire funding of the project will be provided by private gifts.

The complex will provide a new home for team and coaches lockers, an athletic training room, an equipment storage area, coaches offices, conference rooms, and administrative support areas – as well as an entrance that will include a Tribe Football Hall of Fame space. The project is scheduled to be finished in the fall of 2007.



The two-story football complex was designed by Moseley Architects out of Virginia Beach and HOK Sport, an internationally renowned architectural firm based in Kansas City, Mo., whose clients include sports venues at nearly every level, including Oriole Park at Camden Yards.

Officials worked closely with the building designers to ensure the complex complements the architecture of Zable Stadium and conforms to the campus design guidelines.



KEEP THE DATE

William and Mary Athletics Director Terry Driscoll announced that a special groundbreaking ceremony for the state-of-the-art Jimmye Laycock Football Center is schedule to take place at 5:30 p.m. on Friday afternoon, September 15th on the future site of project.

The ceremony, which will take place on the northeastern corner of the team's Montgomery Family Practice Field, will be attended by the College's President, Gene Nichol, W&M Athletics Director Terry Driscoll, Head Coach Jimmye Laycock and prominent alumni, including Walter J. Zable.

The Laycock Center Facts

Overview

- Total Estimated Cost: \$11 million
- 30,445 square foot, two-story building
- Building will house football offices, meeting space, training room, equipment room and locker room

Office Space

- Eight coaches offices, including 500 square foot head coaching suite with balcony view into Zable Stadium
- Assistant coaches offices will overlook practice field
- All offices will be networked into a state-of-the-art video system
- 300 square foot video production room

Meeting Spaces

- One 2,500 square foot team meeting room with wall-to-wall carpet
- Four additional position meeting rooms, averaging 300 square feet
- All meeting areas networked with video system
- 900 square foot recruiting lounge with window and balcony overlooking Zable Stadium

Lobby

- 1,650 square foot area serving as grand entrance with circular stairwell to offices
- Sky lights
- Will display prominent moments from program's proud history

Training Room

- 3,900 square foot state-of-the-art room, featuring 2,800 square foot treatment and taping area
- Hydro-therapy room
- Doctor's exam room
- Staff lockers

Locker Room

- 4,200 square foot carpeted room with 100 lockers
- Breakout meeting space
- Cable television
- Full bathroom/shower and drink station

Equipment Room

- 2,300 square foot area with washers, dryers and lockers
- Walk-up, pass-through laundry station
- Abutting loading dock access

FieldTurf Installation at Zable Stadium


During the spring, the W&M Athletics Department announced plans for the conversion of the natural grass playing surface in Zable Stadium to a state of the art, synthetic playing surface for the 2006 football season.

In July, the installation of the new playing surface, FieldTurf Pro, was completed, giving the Tribe one of the nation's finest playing fields. The installation, at an estimated total cost of \$840,000, was performed by Ballard Sports out of Cary, N.C.

FieldTurf features a non-abrasive fiber surface that resembles natural grass blades. Its blend of specially treated Polyethylene fibers prevents abrasions, or "rug burn". Unlike traditional synthetic turf, which relied on an underlying shock pad for player comfort and safety, FieldTurf grass fibers are surrounded and stabilized by a special blend of "synthetic earth" - a mixture of smooth, rounded silica sand and rubber granules. The sand and rubber are precision layered and provide a stable, resilient, uniform, shock-absorbing surface.

The Tribe's playing field is the same surface used by 24 NFL teams, including the Detroit Lions, host of Super Bowl XL in 2006. It is a football-dedicated surface and only has markings specific to the sport.

The FieldTurf project is the second major completed upgrade at the venerable stadium, as last season saw the school raise \$650,000 to place permanent light fixtures at Zable.



The Laycock Football Center

In the Spotlight

Elijah Brooks, Senior, Running Back

Hometown: Largo, MD

High School: DeMatha Catholic High School

What was the best thing about attending DeMatha?: The lasting bonds I formed with my classmates.

How many of your classmates are Division I Athletes?: Well, Quinn Ojinnaka is an offensive tackle for the Atlanta Falcons. Then there are a couple of players with Maryland like Josh Wilson, one at UMass, one at LSU, another a Connecticut ... Really, we're all over the place.

You also played basketball at DeMatha for legendary head coach Morgan Wooten. What did you get from that experience?: Playing for Coach Wooten was probably one of the best experiences I had in high school. We played the best teams in the country and every day in practice was like getting a lesson. You never really understood his impact until you were done playing.

Do you see any similarities between Coach Wooten and Coach Laycock?: Yes. There are both coaches with a quiet demeanor that gets their point across to you in a few words. But those words have a great impact. They do a great job of getting the most out of their players.

You started your athletics career at Kent State, what precipitated the move to Williamsburg?: I came out of a program at DeMatha that was always competing for championships. It was rough at Kent State because we weren't as successful as I would have liked. I felt the move to William and Mary put me in position to be in a program, closer to home, that gave me the chance to compete for titles every season and get a first-rate education, as well.

What was your biggest adjustment in coming to W&M?: Definitely the demanding schedule, both academically and athletically.

Do you feel this challenge is preparing you for your life after graduation?: Definitely. To compete at a high-level on the field and in the classroom is a great foundation for whatever I am going to be moving onto in life. It has been a blessing to be a part of this program. Similar to DeMatha, I've created a life-time connection with a lot of people and I will have a vast network of contacts to rely on as I move into the real world.

What are your post-graduation plans?: Going to grad school for physical therapy. If I can't go on an play professional sports, I would like to stay around athletes.

What is the most interesting class you've had at W&M?: Anatomy. We worked on cadavers. It was a hands-on experience that I will never forget.

What was the hardest class you've had?: Italian. I still have nightmares about it to this day.

What is the best thing about being an athlete at W&M?: I feel like I am part of a community. Everyone cares about each other and its is a close-knit environment.

Among the running backs, who has the best organized locker?: Matt Nickerson. He is definitely the most organized.

Among the running backs, who is the best dressed?: Delmus Coley. Hands down, no questions.

What is the best summer job you've ever had?: Being a hotdog vendor at Six Flags amusement park in Ohio.


What was the worst summer job?: Landscaping with my father. There were many hot days and no set hours, we could be out there all day if he wanted. That job definitely taught me that I wanted to get a good education and get a job in an office.

What is your best, non-athletic related skill?: Public speaking. I've always done well in public speaking.

What was the last movie you've seen?: Miami Vice.

What is your favorite TV show?: 24. I love Jack Bauer.

What is one thing about you that most people wouldn't know?: I really big fan of Mel Gibson. I especially love Braveheart.





Tribe Alphabetical Roster

No.	Name	Pos.	Elg.	Ht.	Wt.	Hometown	High/Prep School
41	Alexander, Sheldon	DB	Fr. (R)	6-1	205	Gordonsville, VA	Woodberry Forest
36	Allen, Kevin	DB	So. (R)	6-2	205	Richmond, VA	Highland Springs
65	Allison, Kyle	DL	Fr.	6-2	280	Burke, VA	Lake Braddock Secondary
26	Alvarado, Michael	DB/WR	Fr.	6-0	180	Gaithersburg, MD	Gaithersburg
16	Archer, R.J.	QB/WR	Fr. (R)	6-2	205	Earlsville, VA	Albemarle
86	Atchison, Andrew	TE	Jr.	6-7	250	Charlottesville, VA	Albemarle
88	Boykin, Obie	DB	So. (R)	6-3	205	Williamsburg, VA	Surry County
9	Brooks, Elijah	RB	Sr. (R)	5-9	215	Largo, MD	DeMatha
6	Burrow, Brandon	WR	Jr. (R)	5-11	185	Colonial Heights, VA	Colonial Heights
49	Bynum, Raphael	FB	Fr. (R)	5-9	225	Stafford, VA	North Stafford
19	Caldwell, David	DB/RB	Fr.	5-11	200	Montclair, NJ	Lawrenceville School
7	Callahan, Mike	QB	Fr.	5-11	190	Mountville, PA	Hempfield
67	Cochran, Brent	OL	Jr. (R)	6-5	300	Reston, VA	South Lakes
32	Coley, Delmus	RB	Sr. (R)	5-8	198	Virginia Beach, VA	Floyd Kellam
88a	Conyers, Terreon	WR	Fr.	5-11	190	Norfolk, VA	Booker T. Washington
37	Cox, Derek	DB	So. (R)	6-1	185	Winterville, NC	J.H. Rose
15	Davis, Corey	WR	Sr. (R)	6-1	200	Chesapeake, VA	Deep Creek
54	Dewispelaere, Nicholas	LB	Fr.	6-0	205	Virginia Beach, VA	Floyd Kellam
3	Dill, Marshall	WR/DB	Fr.	5-10	170	Woodbridge, VA	C.D. Hylton
81	Dohse, Cameron	WR/DB	Fr.	6-0	180	Clifton, VA	Centreville
45	Falbo, Graham	FB	Jr. (R)	6-0	235	Centreville, VA	Westfield
13	Francks, Evan	DB/RB	Fr.	5-11	200	Medford, NJ	Shawnee
64	Frazier, Matthew	OL/DL	Fr.	6-3	290	Poquoson, VA	Poquoson
79	Grant, Michael	OL	So. (R)	6-5	300	Wrightstown, NJ	Notre Dame
31	Harris, Max	DB/WR	Fr.	5-10	175	Marietta, GA	Sprayberry
95	Herbert, Cortenous	DL	Fr. (R)	6-3	260	Germantown, MD	Northwest
17	Hill, Chase	QB	Fr.	6-2	195	Virginia Beach, VA	Princess Anne
63	Hill, Keith	OL/DL	Fr.	6-4	305	Hamilton Square, NJ	Lawrenceville School
83	Hissong, Gareth	DE/TE	Fr.	6-3	250	Hanover, PA	Delone Catholic
53	Hiteshew, Luke	OL	So. (R)	6-1	295	Baltimore, MD	Mount St. Joseph
43	Hobson, Jimmy	FB	Fr.	5-11	215	Cincinnati, OH	St. Xavier
28	Holmes, DeBrian	RB	So. (R)	5-9	185	Fort Eustis, VA	Woodside
35	Horvath, Ryan	LB	Jr. (R)	6-1	235	Midlothian, VA	Midlothian
22	Houff, David	DB	So. (R)	6-1	185	Blacksburg, VA	Blacksburg
74	Humphreys, Tommy	OL	Fr.	6-4	265	Centreville, VA	Centreville
78	Iardo, Chris	OL	Fr. (R)	6-3	316	Baltimore, MD	St. Paul's School
58	Jean-Pierre, Bryan	OL/DL	Fr.	6-3	245	Doralville, GA	Dunwoody
42	Johnson, Fred	DB	Fr. (R)	6-1	195	Richmond, VA	St. Christopher's
92	Jones, Ryan	DL	Jr. (R)	6-3	260	Blacksburg, VA	Blacksburg
51	Kelley, Tim	OL	Jr.	6-2	316	Pataskala, OH	Watkins Memorial
84	Klatzkin, Daniel	TE	Fr.	6-4	235	Potomac, MD	Randolph-Macon Academy
80	Lanning, Brian	WR	Fr. (R)	6-0	170	Frederick, MD	Frederick
99	Larkins, Josh	DL	So. (R)	6-2	320	Toms River, NJ	Toms River North
93	Lissemore, Sean	DL	Fr. (R)	6-4	245	Dumont, NJ	Dumont
2	Mack, Elliott	WR	So. (R)	6-0	195	Irvington, NJ	Delbarton
25	Marriner, Courtland	RB/DB	Fr.	5-9	180	Chesapeake, VA	Western Branch
4	McAulay, D.J.	WR	So.	5-11	180	New Haven, CT	Westminster School
62	McCutcheon, Thomas	OL	Fr. (R)	6-5	310	Chesapeake, VA	Deep Creek
52	McLaurin, Travis	LB	Sr. (R)	5-11	240	Wilmington, DE	Thomas McKean
23	McLaurin, Trevor	LB	Sr. (R)	5-11	236	Wilmington, DE	Thomas McKean
87	Miller, David	K/P	Fr.	6-0	170	Centreville, VA	Westfield
73	Miller, Tyler	OL/DL	Fr.	6-3	280	Virginia Beach, VA	Kellam
19a	Molenaar, Brett	QB	Fr. (R)	6-4	215	Cambria, CA	Coast Union
61	Moore, Christopher	OL	Fr. (R)	6-1	260	Madison Heights, VA	Amherst County
68	Morris, Cody	OL	Sr.	6-4	285	Jeansville, PA	Hazleton Area
82	Muro, Evan	TE	So. (R)	6-6	250	Newport News, VA	Warwick
56	Muse, C.J.	OL	Fr. (R)	6-4	305	Lexington, SC	Lexington
40	Ndubueze, Chris	LB	Sr. (R)	6-1	230	Lanham, MD	DeMatha
57	Neely, Brian	DL	Sr. (R)	6-4	300	Mechanicsville, VA	Lee-Davis
47	Newby, Mario	DB	Fr.	6-0	180	Dendron, VA	Surry County
27	Nicholas, Joe	WR	Jr. (R)	6-3	210	Sugarloaf, PA	Hazleton Area

Tribe Football Rosters

No.	Name	Pos.	Elg.	Ht.	Wt.	Hometown	High/Prep School
30	Nickerson, Matt	RB	Fr. (R)	5-9	176	Fairfax Station, VA	Woodson
75	O'Brien, Eric	TE	So. (R)	6-1	270	Abbottstown, PA	Delone Catholic
72	Oliver, Justin	OL	Jr. (R)	6-4	295	Fairfield, PA	Gettysburg
39	O'Neill, T.J.	LB	Jr. (R)	6-1	241	Duxbury, MA	Tabor Academy
46	Otey, Matt	FB	Jr. (R)	5-11	230	Hershey, PA	Hershey
18	Phillips, Jacob	QB	So. (R)	6-3	225	Warm Springs, VA	Bath County
21	Pigram, Michael	LB	So.	5-10	218	Hopewell, VA	Hopewell
10	Potts, Michael	QB	Jr. (R)	6-4	220	Middletown, DE	Middletown
91	Pritchard, Blair	K/P	Sr. (R)	5-11	235	Mechanicsville, VA	Atlee
96	Pulley, Daniel	DL	Fr. (R)	6-3	265	Chesapeake, VA	Atlantic Shores Christian
76	Raxter, Joshua	OL/DL	Fr.	6-6	270	Marietta, GA	Pope
50	Reyher, Todd	LB	So. (R)	6-0	215	Williamsburg, VA	Lafayette
24	Riley, Richard	DB	Sr. (R)	6-2	190	Gaithersburg, MD	Gaithersburg
89	Robertson, Eric	WR	Fr. (R)	6-2	180	Barboursville, VA	Albemarle
34	Rojas, Christopher	LB	Fr.	5-11	200	Lightfoot, VA	Brunton
44	Rutter, Josh	LB	So. (R)	6-3	230	Union Bridge, MD	Francis Scott Key
33	Schonder, Thomas	RB	Fr.	5-11	175	Round Hill, VA	Loudoun Valley
70	Shafran, Jonathan	OL	So. (R)	6-3	265	Great Falls, VA	Langley
38	Smith, Colin	DE/TE	Fr.	6-4	220	Reedville, VA	Northumberland
48	Steinman, Wes	DB/LB	Fr.	6-2	205	Wilmington, NC	Hoggard
71	Stewart, Brad	OL	Jr. (R)	6-3	300	Bethel Park, PA	Bethel Park
29	Stout, Zach	DB	Sr. (R)	6-0	195	Mechanicsville, VA	Lee-Davis
14	Taylor, Christian	QB	Sr. (R)	6-5	205	Yorktown, VA	Grafton
11	Taylor, John	WR	Sr. (R)	6-3	210	Washington, D.C.	St. Albans
66	Toon, Derek	OL/DL	Fr.	6-3	280	Chester, VA	Matoaca
97	Tracy, Adrian	DL	Fr. (R)	6-4	235	Sterling, VA	Potomac Falls
85	Trinkle, Matt	TE	Sr. (R)	6-5	260	Whitehall, PA	Allentown C. Catholic
98	Varno, Rob	TE	Fr. (R)	6-5	225	Wilmington, NC	Hoggard
5	Viola, Tony	RB	Jr. (R)	6-1	217	Broadway, VA	Stonewall Jackson
8	Wheeling, Alan	DB	Sr. (R)	5-9	180	Dublin, VA	Pulaski County
77	Williamson, Brian	DL	Sr.	6-3	290	Nakina, NC	Whiteville
94	Wright, Josh	DL	Sr. (R)	6-3	245	Madison Heights, VA	Amherst County

(R) - Redshirt

Tribe Numerical Roster

No. Name	Pos.	27..... Nicholas, Joe	WR	52..... McLaurin, Travis.....	LB	81..... Dohse, Cameron	WR/DB
2..... Mack, Elliott	WR	28..... Holmes, DeBrian	RB	53..... Hiteshew, Luke.....	OL	82..... Muro, Evan	TE
3..... Dill, Marshall	WR/DB	29..... Stout, Zachary	DB	54..... Dewispelaere, Nicholas	LB	83..... Hissong, Gareth	DE/TE
4..... McAulay, D.J.	WR	30..... Nickerson, Matt.....	RB	56..... Muse, C.J.	OL	84..... Klatzkin, Daniel	TE
5..... Viola, Tony	RB	31..... Harris, Max.....	DB/WR	57..... Neely, Brian.....	DL	85..... Trinkle, Matt.....	TE
6..... Burrow, Brandon	WR	32..... Coley, Delmus.....	RB	58..... Jean-Pierre, Bryan.....	OL/DL	86..... Atchison, Andrew	TE
7..... Callahan, Mike.....	QB	33..... Schonder, Thomas	RB	61..... Moore, Christopher.....	OL	87..... Miller, David	K/P
8..... Wheeling, Alan.....	DB	34..... Rojas, Christopher	LB	62..... McCutcheon, Thomas	OL	88..... Boykin, Obie	DB
9..... Brooks, Elijah.....	RB	35..... Horvath, Ryan	LB	63..... Hill, Keith	OL/DL	88a..... Conyers, Terreon	WR
10..... Potts, Michael	QB	36..... Allen, Kevin	DB	64..... Frazier, Matthew	OL/DL	89..... Robertson, Eric.....	WR
11..... Taylor, John	WR	37..... Cox, Derek	DB	65..... Allison, Kyle.....	DL	91..... Pritchard, Blair	K/P
13..... Francks, Evan.....	DB/RB	38..... Smith, Colin.....	DE/TE	66..... Toon, Derek	OL/DL	92..... Jones, Ryan	DL
14..... Taylor, Christian	QB	39..... O'Neill, T.J.	LB	67..... Cochran, Brent.....	OL	93..... Lissemore, Sean	DL
15..... Davis, Corey	WR	40..... Ndubueze, Chris	LB	68..... Morris, Cody	OL	94..... Wright, Josh	DL
16..... Archer, R.J.	QB/WR	41..... Alexander, Sheldon	DB	70..... Shafran, Jonathan	OL	95..... Herbert, Cortenous.....	DL
17..... Hill, Chase	QB	42..... Johnson, Fred	DB	71..... Stewart, Brad	OL	96..... Pulley, Daniel	DL
18..... Phillips, Jacob.....	QB	43..... Hobson, Jimmy	FB	72..... Oliver, Justin.....	OL	97..... Tracy, Adrian.....	DL
19..... Caldwell, David.....	DB/RB	44..... Rutter, Josh	LB	73..... Miller, Tyler.....	OL/DL	98..... Varno, Rob.....	TE
19a..... Molenaar, Brett	QB	45..... Falbo, Graham	FB	74..... Humphreys, Tommy	OL	99..... Larkins, Josh.....	DL
21..... Pigram, Michael	LB	46..... Otey, Matt	FB	75..... O'Brien, Eric.....	TE		
22..... Houff, David	DB	47..... Newby, Mario	DB	76..... Raxter, Joshua	OL/DL		
23..... McLaurin, Trevor.....	LB	48..... Steinman, Wes	DB/LB	77..... Williamson, Brian.....	DL		
24..... Riley, Richard	DB	49..... Bynum, Raphael.....	FB	78..... Ilardo, Chris.....	OL		
25..... Marriner, Courtland.....	RB/DB	50..... Reyher, Todd.....	LB	79..... Grant, Michael.....	OL		
26..... Alvarado, Michael.....	DB/WR	51..... Kelley, Tim	OL	80..... Lanning, Brian.....	WR		



Start Chart / Red Zone

Start Chart: Game-By-Game Starters (2005)

	Marshall	VMI	URI	Liberty	UNH	Northeastern	Towson	Villanova	JMU	Delaware	Richmond
QB	Potts	Phillips	Potts	Potts	Potts	Potts	Phillips	Phillips	Phillips	Phillips	Phillips
TB	Brooks	Brooks	Brooks	Brooks	Brooks	Brooks	Brooks	Brooks	Brooks	Brooks	Brooks
FB	Trinkle*	Trinkle*	Trinkle*	Trinkle*	Trinkle*	Trinkle*	Trinkle*	Trinkle*	Trinkle*	Mack^	Otey
WR	Lustig	Lustig	Lustig	Lustig	Lustig	Lustig	Lustig	Lustig	Lustig	Lustig	Lustig
WR	Marianacci	Nicholas	Nicholas	Nicholas	Nicholas	Nicholas	Nicholas	Nicholas	Nicholas	Nicholas	Nicholas
TE	Bratton	Bratton	Bratton	Bratton	Bratton	Bratton	Bratton	Bratton	Bratton	Trinkle	Trinkle
LT	Grenz	Grenz	Cochran	Cochran	Cochran	Cochran	Cochran	Cochran	Cochran	Cochran	Cochran
LG	Lumm	Ridjaneck	Grenz	Grenz	Grenz	Grenz	Grenz	Grenz	Grenz	Grenz	Grenz
C	Mulloy	Mulloy	Mulloy	Mulloy	Mulloy	Mulloy	Mulloy	Mulloy	Mulloy	Mulloy	Mulloy
RG	Morris	Morris	Morris	Morris	Morris	Morris	Morris	Morris	Morris	Morris	Morris
RT	Stewart	Stewart	Stewart	Stewart	Stewart	Stewart	Stewart	Stewart	Stewart	Stewart	Stewart
DE	Wright	Wright	Wright	Wright	Watson	Watson	Wright	Watson	Watson	Watson	Watson
DE	O'Connor	O'Connor	O'Connor	O'Connor	O'Connor	O'Connor	O'Connor	O'Connor	Wright	Griffin	O'Connor
DT	Pendleton	Pendleton	Pendleton	Pendleton	Pendleton	Pendleton	Pendleton	Pendleton	Pendleton	Pendleton	Pendleton
DT	Williamson	Williamson	Williamson	Williamson	Williamson	Williamson	Williamson	Williamson	O'Connor	O'Connor	Williamson
LB	Rutter	Rutter	Rutter	Rutter	Rutter	Rutter	Rutter	Rutter	Rutter	Rutter	Rutter
LB	Wheeler	Wheeler	Wheeler	O'Neill	Wheeler	O'Neill	Wheeler	O'Neill	O'Neill	Wheeler	Wheeler
LB	Nickell	Nickell	Nickell	Nickell	Nickell	Nickell	Nickell	Nickell	Nickell	Nickell	Nickell
SS	Shaw	Shaw	Shaw	Shaw	Shaw	Shaw	Shaw	Shaw	Shaw	Shaw	Shaw
FS	Miller	Miller	Miller	Miller	Miller	Miller	Miller	Miller	Miller	Miller	Miller
CB	Cason	Cason	Cason	Cason	Cason	Cason	Cason	Cason	Cason	Cason	Cason
CB	Wheeling	Wheeling	Wheeling	Wheeling	Riley	Wheeling	Riley	Riley	Riley	Cox	Cox

*Started with two tight ends and no FB. ^Started with three wide receivers and no FB.


Tribe in the Red Zone (2005)

William and Mary Offense In the Red Zone

Opponent	WM In Red Zone	WM TDs	WM FGs	WM FG Missed	WM No Score	RZ Score %
Marshall	4	3	0	0	1	.750
VMI	5	4	1	0	0	100.0
Rhode Island	3	1	2	0	0	100.0
Liberty	8	7	0	0	1	.875
New Hampshire	6	5	0	1	1	.833
Northeastern	5	3	1	1	1	.800
Towson	5	4	1	0	0	100.0
Villanova	0	0	0	0	0	.000
James Madison	6	3	3	0	0	100.0
Delaware	5	3	0	2	2	.600
Richmond	2	1	0	1	1	.500
SEASON	49	34	8	5	7	.857

Opponents in the Red Zone

Opponent	Opp. in RZ	Opp. TDs	Opp. FGs	Opp. FG Missed	Opp. No Score	Opp. Score %
Marshall	3	2	1	0	0	100.0
VMI	1	1	0	0	0	100.0
Rhode Island	4	4	0	0	0	100.0
Liberty	0	0	0	0	0	.000
New Hampshire	5	1	1	0	3	.400
Northeastern	7	4	2	1	1	.857
Towson	2	0	2	0	0	100.0
Villanova	3	2	0	0	1	.667
James Madison	3	3	0	0	0	100.0
Delaware	2	2	0	0	0	100.0
Richmond	7	4	2	0	1	.857
SEASON	37	23	8	1	6	.838



Brad Stewart, who started all 11 games at right tackle in 2005, and the Tribe offensive line were a key factor in W&M success rate in the red zone last season.

Tribe Single-Game Highs



Individual Single-Game Highs (2005)

Pass Attempts:	34, J. Phillips vs. UD, 11/12
Pass Completions:	24, J. Phillips vs. UD, 11/12
Passing Yards:	289, J. Phillips vs. UD, 11/12
Passing TDs:	4, J. Phillips vs. NU, 10/15
Rushing Attempts:	32, E. Brooks vs. UNH, 10/8
Rushing Yards:	149, E. Brooks vs. Marshall, 9/1
Rushing TDs:	4, E. Brooks vs. UNH 10/8
Receptions:	8, J. Nicholas vs. UD, 11/12; J. Nicholas vs. LU 9/24
Receiving Yards:	126, J. Lustig vs. NU, 10/15
Receiving TDs:	2, J. Nicholas vs. NU, 10/15
Total Offensive Yards:	292, J. Phillips vs. UD, 11/12
All-Purpose Yards:	176, E. Brooks vs. Marshall, 9/1
Total Points:	24, E. Brooks vs. UNH, 10/8; vs. LU, 9/24
Points Kicking:	14, G. Kuehn vs. TU, 10/22
Points Rushing:	24, E. Brooks vs. UNH, 10/8
Points Receiving:	12, J. Nicholas vs. NU, 10/15
Field Goals Made:	3, G. Kuehn, three times - last v. JMU, 11/5
Field Goals Attempted:	3, G. Kuehn, four times - last v. UD, 11/12
PATs Attempted:	8, G. Kuehn vs. LU, 9/24
PATs Made:	8, G. Kuehn vs. LU, 9/24
Punts:	8, B. Pritchard vs. VU, 10/29
Punting Yards:	285, B. Pritchard vs. UR, 11/19
Punting Average:	42.7, B. Pritchard vs. UNH, 10/8
Punt Returns:	3, four times, last- J. Lustig vs. U, 11/12
Punt Return Yards:	37, J. Lustig vs. VMI, 9/10
Kickoff Returns:	4, S. Cason vs. TU, 10/22; D. Holmes vs. UR, 11/19
Kickoff Return Yards:	112, S. Cason vs. UNH, 10/8
Kickoff Return Avg:	56.0, S. Cason vs. UNH, 10/8
Interceptions:	2, two times, last- J. Shaw vs. URI, 9/17
Interception Yards:	80, J. Miller vs. VU, 10/29
Tackles:	16, J. Miller vs. VU, 10/29; J. Rutter vs. Marshall, 9/1
Solo Tackles:	8, J. Shaw vs. NU, 10/15
Tackles for loss:	3.0, J. Watson vs. NU, 10/15
Sacks:	2.0, R. Nickell vs. TU, 10/22
Pass Breakups:	2, two times, last R. Nickell vs. TU, 10/22

Team Single-Game Highs (2005)

Pass Attempts:	37 vs. URI, Sept. 17
Pass Completions:	27 vs. NU, Oct. 15
Passing Yards:	359 vs. NU, Oct. 15
Passing TDs:	5 vs. NU, Oct. 15
Yards Per Completion:	13.7 vs. LU, Sept. 24
Rushing Attempts:	64 vs. LU, Sept. 24
Rushing Yards:	300 vs. LU, Sept. 24
Rushing TDs:	5 vs. LU, Sept. 24
Yards Per Rush:	7.9 vs. URI, Sept. 17
Total Yards:	635 vs. LU, Sept. 24
Points Scored:	56 vs. LU, Sept. 24
TDs Scored:	8 vs. LU, Sept. 24
Total Plays:	92 vs. LU, Sept. 24
Field Goals Made:	3, three times, last vs. JMU, Nov. 5
Field Goals Attempted:	3, four times, last vs. UD, Nov. 12
PATs Attempted:	8 vs. LU, Sept. 24
PATs Made:	8 vs. LU, Sept. 24
Punts:	8 vs. UR, Nov. 19
Punting Yards:	311 vs. UR, Nov. 19
Punting Average:	42.7 vs. UNH, Oct. 8
Punt Returns:	4, vs. UD, Nov. 12
Punt Return Yards:	42, vs. UD, Nov. 12
Kickoff Returns:	8 vs. URI, Sept. 17
Kickoff Return Yards:	167 vs. URI, Sept. 17
Kickoff Return Average:	56.0 vs. UNH, Oct. 8
Interceptions:	3, three times, last - vs. JMU, Nov. 5
Interception Yards:	94 vs. VU, Oct. 29
Forced Fumbles:	4 vs. TU, Oct. 22
Fumble Return Yards:	0
Forced Turnovers:	4, three times, last - vs. JMU, Nov. 5
Turnovers:	3 vs. Marshall, Sept. 1
Sacks:	5 vs. Towson, Oct. 22
First Downs:	35 vs. LU, Sept. 24
Third Down Conv. %:	77.8% vs. LU, Sept. 24
Fourth Down Conversion %:	100% 5 times- last- vs. JMU, Nov. 5
Penalties:	7 vs. VMI, Sept. 10
Penalty Yards:	55 vs. TU, Oct. 22; VMI, Sept. 10
Possession Time:	40:57 vs. LU, Sept. 24

Game-By-Game Individual Highs (2005)

Opponent	Pass Att.	Pass Yards	Rushes	Rush. Yds	Receptions	Rec. Yds.	Tackles	TFLs	Sacks
at MU	30, Potts	164, Potts	28, Brooks	149, Brooks	4, Lustig	64, Bratton	16, Rutter	1.0, Wright, Watson	1.0, Watson
at VMI	21, Phillips	202, Phillips	18, Brooks	94, Brooks	7, Nicholas	107, Nicholas	9, Rutter	1.5, Watson, O'Connor	1.5, Watson
at URI	30, Potts	211, Potts	18, Brooks	110, Brooks	4, four players	76, Nicholas	9, Rutter	1.5, Wright	none
LU	25, Potts	226, Potts	22, Brooks	102, Brooks	8, Nicholas	110, Nicholas	7, Rutter	2.0, Nickell	1.5, Watson
UNH	19, Potts	127, Potts	32, Brooks	135, Brooks	5, Lustig	68, Lustig	9, Cason	1.0, Four players	1.0, Watson, Wright
at NU	20, Phillips	256, Phillips	24, Brooks	89, Brooks	7, Nicholas	126, Lustig	11, Shaw	3.0, Watson	1.0, Wheeler
TU	21, Phillips	202, Phillips	13, Holmes	76, Holmes	6, Nicholas	83, Nicholas	7, Rutter, Shaw	2.0, Nickell	2.0, Nickell
at VU	33, Phillips	137, Phillips	14, Brooks	78, Brooks	5, Lustig	92, Lustig	16, Miller	1.0, Riley	none
JMU	28, Phillips	202, Phillips	21, Brooks	92, Brooks	6, Lustig	76, Lustig	11, Miller	1.0, three players	none
UD	34, Phillips	289, Phillips	12, Brooks	66, Holmes	8, Nicholas	121, Nicholas	14, Rutter	1.0, three players	1.0, Griffin
at UR	19, Phillips	78, Phillips	10, Brooks	32, Brooks	5, Nicholas	38, Nicholas	13, Miller, Nickell	1.0, Watson, O'Neill	none



Opponent Highs / Long Plays

Opponent Individual Single-Game Highs (2005)

Pass Attempts:	56, R. Santos (UNH), 10/8
Pass Completions:	33, R. Santos (UNH), 10/8
Passing Yards:	325, F. Jankowski (VU), 10/29
Passing TDs:	3, twice, last - F. Jankowski (VU), 10/29
Rushing Attempts:	39, M. Murray (NU), 10/15
Rushing Yards:	180, M. Murray (NU), 10/15
Rushing TDs:	3, J. Davis (URI), 9/17; S. Tutt (UR), 11/19
Receptions:	11, J. Dieser (VU), 10/29
Receiving Yards:	182, J. Dieser (VU), 10/29
Receiving TDs:	2, C. Parks (NU), 10/15
Total Offensive Yards:	340, F. Jankowski (VU), 10/29
All Purpose Yards:	199, M. Gibson (VU), 10/29
Total Points:	18, J. Davis (URI), 9/17; S. Tutt (UR), 11/19
Points Kicking:	11, M. Kesic (NU), 10/15; J. Fore (UR), 11/19
Points Rushing:	18, J. Davis (URI), 9/17; S. Tutt (UR), 11/19
Points Receiving:	12, C. Parks (NU), 10/15
Field Goals Made:	2, three times, last - J. Fore (UR), 11/19
Field Goals Attempted:	3, M. Kesic (NU), 10/15
PATs Attempted:	7, C. Gallagher (URI), 9/17
PATs Made:	6, C. Gallagher (URI), 9/17
Punts:	8, N. Crouch (Liberty), 9/24
Punting Yards:	325, N. Crouch (Liberty), 9/24
Punting Average:	51.0, B. Giannecchini (URI), 9/17
Punt Returns:	5, R. Mace (UR), 11/19
Punt Return Yards:	32, R. Chance (URI), 9/17
Kickoff Returns:	6, E. Yancey (TU), 10/22
Kickoff Return Yards:	141, R. Woodard (UD), 11/12
Kickoff Return Average:	28.2, R. Woodard (UD), 11/12
Interceptions:	2, R. Badger (VU), 10/29
Interception Yards:	27, J. Young (NU), 10/15
Tackles:	14, K. Hull (VMI), 9/10
Solo Tackles:	11, E. McCollough (JMU), 11/5
Tackles for loss:	3.0, S. Marrella (URI), 9/17
Sacks:	2.0, three times, last - T. Parks (UD), 11/12
Pass Breakups:	3, twice, last - T. LeZotte (JMU), 11/5

Opponent Team Single-Game Highs (2005)

Pass Attempts:	56, UNH, 10/8
Pass Completions:	33, UNH, 10/8
Passing Yards:	325, VU, 10/29
Passing TDs:	3, VU, 10/29; Marshall, 9/1
Yards Per Completion:	27.1, URI, 9/17
Rushing Attempts:	57, URI, 9/17
Rushing Yards:	361, URI, 9/17
Rushing TDs:	5, URI, 9/17; UR, 11/19
Yards Per Rush:	6.3, URI, 9/17
Total Yards:	578, URI, 9/17
Points Scored:	48, URI, 9/17
Touchdowns Scored:	7, URI, 9/17
Total Plays:	78, UR, 11/19
Field Goals Made:	2, three times- last, UR 11/19
Field Goals Attempted:	3, NU, 10/15
PATs Attempted:	7, URI, 9/17
PATs Made:	6, URI, 9/17
Punts:	8, UD, 11/12; Liberty, 9/24
Punting Yards:	325, Liberty, 9/24
Punting Average:	42.0, URI, 9/17
Punt Returns:	5, Marshall, 9/1; UR, 11/19
Punt Return Yards:	52, Marshall, 9/1
Kickoff Returns:	8, TU, 10/22
Kickoff Return Yards:	156, UNH, 10/8
Kickoff Return Average:	28.2, UD, 11/12
Interceptions:	2, three times, last - UR, 11/19
Interception Yards:	27, NU, 10/15
Forced Fumbles:	4, Marshall, 9/1
Fumble Return Yards:	75, Marshall, 9/1
Forced Turnovers:	3, Marshall, 9/1; UR, 11/19
Turnovers:	4, JMU, 11/5; VU, 10/29; UNH, 10/8
Sacks:	5, UD, 11/12; URI, 9/17
First Downs:	28, VU, 10/29
Third Down Conversion %:	62%, URI, 9/17
Fourth Down Conversion %:	100%, three times, last - UR, 11/19
Penalties:	8, VU, 10/29
Penalty Yards:	86, VU, 10/29
Possession Time:	39:11, UR, 11/19

Tribe Longest Plays of the Season (2005)

Rush:	29, E. Mack vs. TU, Oct. 22
.....	29, J. Marianacci vs. LU, Sept. 24
Rushing TD:	15, E. Brooks vs. UNH, Oct. 8
Pass:	49, M. Potts to J. Nicholas at URI, Sept. 17
Passing TD:	49, M. Potts to J. Nicholas at URI, Sept. 17
Punt Return:	32*, L. Muldrow vs. UNH, Oct. 8
Kickoff Ret:	92, S. Cason vs. UNH, Oct. 8
INT Return:	80, J. Miller vs. VU, Oct. 29
Punt:	64, B. Pritchard vs. UNH, Oct. 8
Field Goal:	50 yds, G. Kuehn at URI, Sept. 17
Drive:	96 yds, 9 plays, 4:02, TD, at URI, Sept. 17

Opponent Longest Plays of the Season (2005)

Rush:	42, A. Banks (JMU), Nov. 5
Rushing TD:	42, A. Banks (JMU), Nov. 5
Pass:	70, A. Orio to C. Parks (NU), Oct. 15
Passing TD:	70, A. Orio to C. Parks (NU), Oct. 15
Punt Return:	25, R. Chance (URI), Sept. 17
Kickoff Return:	53, T. Green (VMI), Sept. 10
INT Return:	27, J. Young (NU), Oct. 15
Punt:	55, M. Henry (UNH), Oct. 8
.....	55, N. Crouch (LU), Sept. 24
Field Goal:	44 yds, P. Wantuck (JMU), Nov. 5
Drive:	94 yds, 9 plays, 2:51, TD, (VU), Oct. 29
.....	94 yds, 14 plays, 7:25, TD, (UR), Nov. 19

*Blocked punt yardage

Top Offensive Performances



Tribe's Top Offensive Performances (2005)

Top Passing Performances

1.	289	Jake Phillips vs. UD	Nov. 12
2.	256	Jake Phillips vs. NU	Oct. 15
3.	226	Mike Potts vs. LU	Sept. 24
4.	211	Mike Potts vs. URI	Sept. 17
5.	202	Jake Phillips vs. JMU	Nov. 5
	202	Jake Phillips vs. TU	Oct. 22
	202	Jake Phillips vs. VMI	Sept. 10
8.	164	Mike Potts vs. MU	Sept. 1
9.	137	Jake Phillips vs. VU	Oct. 29
10.	127	Mike Potts vs. UNH	Oct. 2

200-yard Passing Games

5	Jake Phillips
2	Mike Potts

Top Rushing Performances

1.	149	Elijah Brooks vs. MU	Sept. 1
2.	135	Elijah Brooks vs. UNH	Oct. 8
3.	110	Elijah Brooks vs. URI	Sept. 17
4.	102	Elijah Brooks vs. LU	Sept. 24
5.	94	Elijah Brooks vs. VMI	Sept. 10
6.	92	Elijah Brooks vs. JMU	Nov. 5
7.	89	Elijah Brooks vs. NU	Oct. 15
8.	85	Tony Viola vs. LU	Sept. 24
9.	78	Elijah Brooks vs. VU	Oct. 29
10.	76	DeBrian Holmes vs. TU	Oct. 22

100-yard Rushing Games

4	Elijah Brooks
---	---------------

Top Receiving Performances

1.	126	Josh Lustig vs. NU	Oct. 15
2.	121	Joe Nicholas vs. UD	Nov. 12
3.	110	Joe Nicholas vs. LU	Sept. 24
4.	107	Joe Nicholas vs. VMI	Sept. 10
5.	106	Elliott Mack vs. UD	Nov. 12
6.	105	Joe Nicholas vs. NU	Oct. 15
7.	92	Josh Lustig vs. VU	Oct. 29
8.	83	Joe Nicholas vs. TU	Oct. 22
9.	76	Josh Lustig vs. JMU	Nov. 5
	76	Joe Nicholas vs. URI	Sept. 17

100-yard Receiving Games

4	Joe Nicholas
1	Josh Lustig
1	Elliott Mack



Jake Phillips



Elijah Brooks



Joe Nicholas

Tribe's All-Time Top Offensive Performances

Top Passing Performances

1.	426	Dave Corley vs. Northeastern, 10/28/00
2.	406	Stan Yagiello vs. JMU, 9/28/85
3.	401	David Murphy at Marshall, 11/5/83
4.	399	Chris Garrity at ECU, 11/14/81
5.	385	Greg DeGennaro at Bucknell, 9/20/86
6.	383	Kenny Lambiotte vs. Colgate, 9/6/86
7.	381	Mike Cook at N. Iowa, 12/7/96*
8.	378	Lang Campbell vs. Northeastern, 10/2/04
9.	373	Mike Cook vs. UNH, 10/24/98
10.	368	Lang Campbell at Liberty, 10/9/04
11.	360	Dave Murphy vs. Rutgers, 10/22/83
12.	355	Lang Campbell at Delaware, 10/23/04
13.	352	Mike Cook at Ga. Southern, 9/6/97
14.	346	Dave Corley vs. VMI, 9/14/02
15.	345	Chris Hakel vs. Delaware, 9/14/91
	345	Stan Yagiello vs. Norfolk St., 9/14/85
17.	342	Lang Campbell vs. Delaware, 12/4/04*
18.	339	Mike Cook vs. Hampton, 10/31/98
19.	329	Chris Garrity vs. Richmond, 11/21/81
20.	326	Dave Corley vs. Delaware, 9/28/02

*NCAA Playoff Game

Top Rushing Performances

1.	257	Phil Mosser at Ohio Wes., 10/3/70
2.	219	Derek Fitzgerald vs. Penn., 10/14/95
3.	201	Alvin Porch at UConn., 10/18/97
4.	198	Jon Smith at UNH, 10/19/02
5.	189	Derek Fitzgerald at NU, 9/16/95
	189	Derek Fitzgerald vs. Villanova, 10/23/93
7.	186	Alvin Porch vs. Boston, 9/27/97
8.	183	Alvin Porch vs. Delaware, 11/2/96
9.	181	Robert Green at Navy, 9/21/91
10.	180	Robert Green at Citadel, 9/8/90
11.	177	Tyrone Shelton vs. ETSU, 11/4/89
	177	Hameen Ali vs. Delaware, 10/10/98
13.	173	Alvin Porch vs. Richmond, 11/15/97
14.	172	Bill Bowman vs. WFU, 9/19/53
15.	171	Jim Kruius vs. Navy, 10/16/76
16.	170	Troy Keen at Furman, 9/17/94
17.	165	Robert Green vs. VMI, 10/13/90
18.	164	Tyrone Shelton at Furman, 11/3/90
	164	Keith Fimian vs. Virginia, 9/18/76
20.	159	Alvin Porch vs. JMU, 10/11/97

Top Receiving Performances

1.	244	Dominique Thompson at Delaware, 10/23/04
2.	240	David Conklin at VMI, 9/13/97
3.	226	Mike Sutton at Marshall, 11/5/83
4.	221	Dominique Thompson at LU, 10/9/04
5.	211	Kurt Wrigley vs. Richmond, 11/21/81
6.	198	Ron Gilliam vs. JMU, 9/28/85
7.	195	Chris Rosier at UConn., 10/18/97
8.	194	Rich Musinski vs. Delaware, 9/28/02
9.	191	Rich Musinski at URI, 10/25/03
10.	185	Dominique Thompson vs. UD, 12/4/04*
11.	184	Chris Rosier at URI, 10/7/00
12.	183	Glenn Bodnar at Colgate, 11/10/84
13.	182	Dave Szydluk vs. JMU, 9/28/85
14.	168	Chris Rosier at JMU, 10/28/00
15.	164	Rich Musinski vs. UNH, 9/29/01
16.	162	Dave Conklin vs. UConn., 11/14/98
17.	161	Rich Musinski at UMass, 9/1/01
18.	158	Harry Mehre vs. Lehigh, 9/17/88
19.	157	Corey Ludwig at Delaware, 9/11/93
	157	D. Thompson vs. Northeastern, 10/2/04

*NCAA Playoff Game



Scoring Drives Chart

William and Mary Scoring Drives (2005)

Opponent	Obtained	Plays	Yards	TOP	Result	Quarter	Play
Marshall	Kickoff	5	42	1:05	FG	First	Kuehn 47-yard field goal
Marshall	Interception	6	27	2:58	TD	Second	Otey fumble recovery in the end zone
Marshall	Kickoff	12	80	4:31	TD	Third	Potts 19-yard pass to Brooks
Marshall	Punt	11	62	5:40	TD	Third	Potts 18-yard pass to Viola
VMI	Kickoff	14	87	5:55	TD	First	Phillips 1-yard run
VMI	Punt	8	58	3:27	FG	Second	Kuehn 26-yard field goal
VMI	Interception	0	0	0:00	TD	Second	Cason 57-yard INT return
VMI	Punt	6	51	1:13	FG	Second	Kuehn 39-yard field goal
VMI	Punt	4	44	0:47	TD	Third	Brooks 6-yard run
VMI	Punt	10	55	4:05	TD	Fourth	Phillips 19-yard pass to Holmes
VMI	Downs	10	63	5:11	TD	Fourth	McLaurin 1-yard run
Rhode Island	Interception	5	44	0:49	TD	First	Brooks 2-yard run
Rhode Island	Punt	8	96	4:02	TD	First	Nicholas 49-pass from Potts
Rhode Island	Kickoff	7	26	3:12	FG	Second	Kuehn 50-yard field goal
Rhode Island	Interception	8	64	1:18	FG	Second	Kuehn 35-yard field goal
Rhode Island	Kickoff	8	43	4:10	FG	Third	Kuehn 31-yard field goal
Rhode Island	Kickoff	5	64	2:02	TD	Fourth	Mack 31-yard pass from Phillips
Liberty	Punt	10	69	4:03	TD	First	Brooks 1-yard run
Liberty	Punt	12	72	5:58	TD	Second	Trinkle 2-yard pass from Potts
Liberty	Downs	7	69	3:41	TD	Second	Brooks 1-yard run
Liberty	Interception	3	55	0:52	TD	Second	Brooks 14-yard pass from Potts
Liberty	Kickoff	15	80	7:54	TD	Third	Brooks 1-yard run
Liberty	Punt	10	84	3:10	TD	Fourth	Phillips 5-yard run
Liberty	Punt	5	58	2:16	TD	Fourth	Mack 34-yard pass from Phillips
Liberty	Punt	9	57	4:40	TD	Fourth	C. Taylor 4-yard run
New Hampshire	Kickoff	0	0	0:28	TD	First	Cason 92-yard kickoff return
New Hampshire	Punt	7	59	2:44	TD	First	Brooks 7-yard run
New Hampshire	Fumble	11	33	5:13	TD	Second	Lustig 9-yard pass from Potts
New Hampshire	Fumble	6	45	2:49	TD	Second	Brooks 1-yard un
New Hampshire	Blocked Punt	2	21	0:46	TD	Third	Brooks 15-yard run
New Hampshire	Downs	6	44	2:58	TD	Fourth	Brooks 4-yard run
Northeastern	Kickoff	10	75	4:20	TD	First	Otey 3-yard pass from Potts
Northeastern	Fumble	4	4	1:33	FG	First	Kuehn 33-yard field goal
Northeastern	Punt	7	60	2:55	TD	Fourth	Nicholas 30-yard pass from Phillips
Northeastern	Punt	8	77	3:20	TD	Fourth	Mack 22-yard pass from Phillips
Northeastern	Punt	4	62	1:28	TD	Fourth	Lustig 27-yard pass from Phillips
Northeastern	Possession	3	25	0:00	TD	OT 1	Nicholas 20-yard pass from Phillips
Northeastern	Possession	7	25	0:00	TD	OT 2	Phillips 8-yard run
Towson	Punt	11	76	5:16	TD	First	Nicholas 13-yard pass from Phillips
Towson	Kickoff	8	42	3:22	FG	First	Kuehn 44-yard field goal
Towson	Kickoff	8	40	3:40	FG	Second	Kuehn 48-yard field goal
Towson	Punt	7	35	2:34	FG	Second	Kuehn 39-yard field goal
Towson	Kickoff	15	74	6:21	TD	Third	Viola 1-yard run
Towson	Fumble	3	16	1:02	TD	Third	Phillips 1-yard run
Towson	Interception	0	0	0:00	TD	Third	Nickell 72-yard interception return
Towson	Punt	9	87	5:07	TD	Fourth	Phillips 4-yard run
Villanova	Interception	0	0	0:00	TD	Third	Tre. McLaurin 14-yard interception return
Villanova	Punt	4	65	1:03	TD	Fourth	Lustig 37-yard pass from Phillips
Villanova	Interception	0	0	0:00	TD	Fourth	Miller 80-yard interception return
James Madison	Kickoff	9	68	3:36	FG	First	Kuehn 30-yard field goal
James Madison	Punt	5	29	2:08	TD	Second	Holmes 14-yard run
James Madison	Interception	7	32	2:26	FG	Second	Kuehn 26-yard field goal
James Madison	Punt	12	70	2:06	TD	Second	Phillips 1-yard run
James Madison	Punt	7	64	2:51	FG	Third	Kuehn 33-yard field goal
James Madison	Fumble	7	49	3:20	TD	Fourth	Nicholas 17-yard pass from Phillips
Delaware	Punt	7	90	2:55	TD	First	Phillips 1-yard run
Delaware	Kickoff	6	69	2:08	TD	Second	Phillips 1-yard run
Delaware	Kickoff	9	78	3:30	TD	Third	Otey 2-yard pass from Phillips
Richmond	Kickoff	12	75	5:56	TD	Third	Mack 15-yard pass from Phillips

The Last Time It Happened



Team

Shut out an opponent 56-0, vs. Liberty, 9/24/05
 Was shut out 0-14, at Delaware, 11/1/97
 Consecutive shutouts at Northeastern (32-0), at New Hampshire (39-0), 1995

Scored 60-69 points 62-31, vs. VMI, 9/14/02
 Scored 50-59 points 55-0, vs. Liberty, 9/24/05
 Consecutive 50+ games at Northeastern (53), vs. Villanova (51), 1993
 Consecutive 40+ games vs. LU (56), vs. UNH (42), vs. NU (44), vs. Towson (44), 2005

Passed for 400+ yards 426, vs. Northeastern, 10/28/00
 Allowed 400+ passing yards 489, at Western Michigan, 9/5/03

Passed for 300+ yards 359, vs. Northeastern, 10/15/05
 Allowed 300+ passing yards 325, at Villanova, 10/29/05

Rushed for 400+ yards 433, vs. Villanova, 10/23/99
 Allowed 400+ yards rushing 509, vs. Furman, 9/18/99

Rushed for 300+ yards 335, vs. Liberty, 9/24/05
 Rushed/Passed for 200+ yards vs. Towson (210 rush, 202 pass), 10/22/05

Had 600+ yds of total offense 635, vs. Liberty, 9/24/05
 Allowed 600+ yards of total off. 638, at Western Michigan, 9/6/03

Had 500-599 yds of total offense 500, vs. Delaware, 12/4/04
 Allowed 500-599 yards total off. 540, at Villanova, 10/29/05

Gained less than 100 yards total offense None post 1981
 Held opponent under 100 yards total offense. 82, at Bucknell, 9/21/96

Gained less than 50 rush yards 18, at Richmond, 11/19/05
 Held opponent under 50 rush yards -6, vs. Liberty, 9/24/05

Gained less than 50 pass yards 30, vs. Boston, 9/19/92
 Held opponent under 50 pass yards 44, vs. Rhode Island, 11/9/02

Intercepted five passes 5, vs. Pennsylvania, 10/14/95
 Had five passes intercepted 5, vs. Boston, 10/14/89

Scored a defensive touchdown 2, at Villanova (INT returns), 10/29/05
 Allowed a defensive touchdown at Villanova, 10/29/05

Scored a special teams touchdown vs. New Hampshire (Kickoff return), 10/8/05
 Allowed a special teams touchdown vs. Hampton (Kickoff return), 11/27/04

Scored defensive and special teams touchdowns at Richmond, 11/21/03

Recorded a safety vs. Villanova, 11/6/04
 Surrendered a safety vs. Delaware, 11/12/05

Won in overtime (2 OTs) 44-41, at Northeastern, 10/15/05
 Lost in overtime 31-34, at James Madison, 11/16/02
 Tied an opponent 31-31, at Princeton, 9/23/89

Individual

Passed for 400+ yds 426, D. Corley vs. Northeastern, 10/28/00
 Opponent passed for 400+ yards 450, C. Munson at Western Michigan, 9/6/03

Passed for 300+ yards 315, L. Campbell, vs. James Madison, 12/10/04
 Opponent passed for 300+ yards 325, F. Jankowski, at Villanova, 10/29/05

Passed for 200+ yards 289, J. Phillips, vs. Delaware, 11/12/05
 Opponent passed for 200+ yards 325, F. Jankowski, at Villanova, 10/29/05

Passed for 6 touchdowns S. Knight, vs. Maine, 11/6/93
 Opponent passed for 6 touchdowns C. Munson, at Western Michigan, 9/6/03

Passed for 4+ touchdowns 4, J. Phillips, at Northeastern, 10/15/05
 Opponent passed for 4+ touchdowns 6, C. Munson, at Western Michigan, 9/6/03

Completed 30+ attempts 30, L. Campbell, vs. James Madison, 12/10/04
 Opponent completed 30+ attempts 33, R. Santos, vs. New Hampshire, 10/8/05

QB pass/rush for 100 yards D. Corley (247 pass, 107 rush), at Villanova, 11/11/00
 Opponent QB pass/rush for 100 yards J. Eaton (128 pass, 106 rush), at Maine, 9/7/02

QB had 2 pass / 2 rush TDs L. Campbell (2 pass, 2 rush), at North Carolina, 9/4/04
 Opponent QB had 2 pass / 2 rush TDs J. Davis (2 pass, 3 rush), at Rhode Island, 9/17/05

Rushed for 200+ yards 201, A. Porch, at Connecticut, 10/18/97
 Had an opponent rush for 200+ yards 216, J. Watkins, at Appalachian State, 12/1/01

Rushed for 100+ yards 135, E. Brooks vs. New Hampshire, 10/8/05
 Had an opponent rush for 100+ yards 111, T. Hightower, at Richmond, 11/19/05

Two players rush for 100 yards Troy Keen (158) and Derek Fitzgerald (140), vs. URI, 10/7/95
 Two opponents rush for 100 yards R. McGill (133) and J. Lewis (123), at UNC, 9/4/04

Two players with 100 receiving yds J. Nicholas (121) and E. Mack (106), vs. UD, 11/12/05
 Two opponents with 100 receiving yards D. Boler (155) and J. Long (108), at UD, 10/23/04

Had 200+ yards receiving 244, D. Thompson, at Delaware, 10/23/04
 Opponent had 200+ yards receiving 206, C. Adams, vs. Hofstra, 10/6/01

Had 100+ yards receiving 121, J. Nicholas, 106, E. Mack, vs. Delaware, 11/12/05
 Opponent had 100+ yards receiving 182, J. Dieser, at Villanova, 10/29/05

Had 30+ carries 32, E. Brooks, vs. New Hampshire, 10/8/05
 Opponent had 30+ carries 34, M. Gibson, at Villanova, 10/29/05

Rushed for 4 touchdowns E. Brooks, vs. New Hampshire, 10/8/05
 Opponent rushed for 4 touchdowns J. Watkins, at Appalachian State, 12/1/01

Rushed for 3 touchdowns E. Brooks, vs. Liberty, 9/24/05
 Opponent rushed for 3 touchdowns S. Tutt, at Richmond, 11/19/05

Had 10+ receptions 11, J. Nicholas, vs. Delaware, 12/4/04
 Opponent had 10+ receptions 11, J. Dieser, at Villanova, 10/29/05

Had 3+ touchdown receptions 4, D. Thompson, at Delaware, 10/23/04
 Opponent had 3+ touchdown receptions 3, T. Hinshaw, at Central Florida, 9/23/00

Had TD Rushing/TD Receiving E. Brooks (3 rush, 1 receiving), vs. Liberty, 9/24/05
 Opponent had TD Rushing/TD Receiving A. Bradshaw (1 rush, 1 receiving), at Marshall, 9/1/05

Returned a kickoff for TD S. Cason, 92 yards, vs. New Hampshire, 10/8/05
 Had a kickoff returned for TD J. Mathis, 93 yards, vs. Hampton, 11/27/04

Returned a punt for TD M. Bobo, 69 yards, at Richmond, 11/21/03
 Had a punt returned for TD C. Thompson, 70 yards, vs. James Madison, 10/18/03

Returned a blocked punt for TD S. McDermott, 12 yards, at Rhode Island, 9/7/96
 Had a blocked punt returned for TD C. Curry, 0 yards, vs. Villanova, 11/11/00

Blocked a field goal B. Williamson, 39 att., vs. Villanova, 11/6/04
 Had a field goal blocked G. Kuehn, 28-yards, vs. New Hampshire, 10/8/05

Blocked a punt B. Burrow, vs. Delaware, 11/12/05
 Had a punt blocked M. Mesi, at Delaware, 10/23/04

Returned a fumble for TD A. O'Connor, 0 yards, at Rhode Island, 10/25/03
 Had a fumble returned for TD J. Couch, 70 yards vs. Marshall, 9/1/05

Had 2+ interceptions 2, J. Shaw, at Rhode Island, 9/17/05
 Opponent had 2+ interceptions 2, R. Badger, at Villanova, 10/29/05

Returned an INT for TD Tre. McLaurin (14 yards), J. Miller (80 yards), at Villanova, 10/29/05
 Had an INT returned for TD R. Badger, 15 yards, at Villanova, 10/29/05

Made 4 Field Goals B. Sterba, vs. Northeastern, 10/28/01
 Opponent made 4 Field Goals M. Husted, at Virginia, 10/24/92

Made 3 Field Goals G. Kuehn, vs. James Madison, 11/5/05
 Opponent made 3 Field Goals C. Onorato, vs. Hofstra, 11/1/03

Kicked a 50+ yard Field Goal 50, G. Kuehn, at Rhode Island, 9/17/05
 Opponent kicked a 50+ yard Field Goal 51, C. McCormack, vs. New Hampshire, 10/15/03

2-point run L. Campbell, vs. James Madison, 12/10/04
 Opponent 2-point run C. Cross, vs. Villanova, 11/27/01

2-point reception J. Nicholas, vs. Northeastern, 10/2/04
 Opponent 2-point reception J. Morgan, vs. Hampton, 11/27/04



Single-Game Records

Individual Records

Scoring

Most Points

36, Bill Palese vs. Bridgewater, 1931

Most Touchdowns

6, Bill Palese vs. Bridgewater, 1931

Most PATs

8, Greg Kuehn vs. Liberty, 2005

8, Greg Kuehn vs. VMI, 2002

8, Terry Regan vs. Davidson, 1972

Most Field Goals

4, Chris Dawson vs. Lehigh, 1992

4, Brian Shallcross vs. VU, 1995

4, Brett Sterba vs. Northeastern, 2000

Total Offense

Most Yards

454, David Corley vs. Northeastern, 2000

Rushing

Rush Attempts

37, Wes Meeteer vs. Davidson, 1969

37, Troy Keen vs. Northeastern, 1994

37, Derek Fitzgerald vs. Penn, 1995

Rushing Yards

257, Phil Mosser vs. Ohio Wesl., 1970

Passing

Pass Attempts

53, Lang Campbell vs. UD, 2004

52, Mike Cook vs. UNH, 1998

Completions

35, Dave Murphy vs. Rutgers, 1983

Passing Yards

426, David Corley vs. Northeastern, 2000

Touchdown Passes

6, Shawn Knight vs. Maine, 1993

Receiving

Receptions

13, Rich Musinski vs. URI, 2003

13, Glen Bodnar vs. Colgate, 1984

Receiving Yards

244, Dominique Thompson at UD, 2004

240, Dave Conklin vs. VMI, 1997

TD Receptions

4, Dominique Thompson at UD, 2004

4, Vito Ragazzo vs. WFU, 1949

4, Corey Ludwig vs. Maine, 1993

Sacks

3.5, Luke Cullinane vs. VU, 1996

Interceptions

4, Jack Bruce vs. Richmond, 1947

Individual Long Plays

Rush from scrimmage

95 yds, John Truehart vs. Elon, 1934

Pass Completion

87 yds, Lang Campbell to Dominique Thompson at Delaware, 2004

87 yds, Dan Henning to Tom Scott vs. Navy, 1961

Punt

77 yds, Russell Brown, 1972

77 yds, Joe Agee, 1975

77 yds, Jack Freeman, 1942

Punt Return

101 yds, Dale Worrall vs. Bridgewater, 1932

Kickoff Return

100 yds, Dick Pawlewicz vs. UVA, 1974

Run With Fumble

91 yds, Meb Davis vs. Columbia, 1926

Run with Interception

93 yds, Marvin Graham vs. Virginia Tech, 1946

Field Goal

53 yds, Steve Christie vs. ETSU, 1987

53 yds, Steve Christie vs. UVA, 1988

53 yds, Brett Sterba vs. Delaware, 2000

Team Records

Most Points Scored

95, vs. Bridgewater, 1931

Most Points Allowed

93, by Delaware, 1915

Most Yards Gained

681, vs. Richmond, 1991

Most Plays

100, vs. Virginia Tech, 1971

Rushing Yards

453, vs. Ohio Wesleyan, 1970

433, vs. Villanova, 1993

419, vs. Delaware, 1973

417, vs. Richmond, 1974

413, vs. VMI, 1993

Pass Attempts

55, vs. Virginia Tech, 1971

Pass Completions

35, vs. Rutgers, 1983

Passing Yards

498, vs. VMI, 1997

426, vs. Northeastern, 2000

414, vs. Miami (Ohio), 1982

412, vs. JMU, 1985

403, vs. East Carolina, 1981

First Downs

36, vs. VMI, 1991

36, vs. VMI, 1993

35, vs. Liberty, 2005

Most Interceptions

6, vs. Wake Forest, 1947

Best Defense Against the Run

-39 yds, vs. Colgate, 1988

-39 yds, vs. Villanova, 1996

-11 yds, Quantico, 1967

-6 yds, vs. Liberty, 2005

-6 yds, vs. Villanova, 1993

Best Defense Against the Pass

9 yds, vs. UMass, 1995

9 yds, vs. East Carolina, 1980

9 yds, vs. Appalachian State, 1976

10 yds, vs. Furman, 1999

11 yds, vs. VMI, 1993

Active players in bold.

Game-By-Game Results '05

Game 1

Marshall 36, #9 William & Mary 24

Huntington, WV • Joan C. Edwards Stadium • Sept. 1, 2005

HUNTINGTON, WV (9/1/05) -- Tribe junior tailback Elijah Brooks rushed for a career-high 149 yards, but Marshall used a game-breaking 70-yard fumble return for a touchdown late in the third quarter to rally for a 36-24 victory over W&M at Edwards Stadium.

The Tribe led 24-23 after a pair of touchdown tosses from sophomore quarterback Mike Potts, who made his first-career start, in the third period and was on the move again deep in MU territory, when Herd linebacker Matt Coach picked up a Potts fumble and raced 70 yards for a touchdown.

After W&M's next drive stalled, the Herd put it away with an 11-play, 84-yard drive capped by Bernie Morris' third touchdown pass of the contest, a 12-yard hook-up with Hiram Moore.

Brooks gained 149 yards on 28 carries, surpassing his previous career best of 120 set last season against Hampton and hauled in a 19-yard scoring reception from Potts that pulled W&M within 23-17 at the 10:29 mark of the third.

After junior linebacker Ryan Nickell recovered a fumble forced by senior defensive end Jonas Watson at the Herd 30-yard line, Potts connected with redshirt freshman Tony Viola for an 18-yard touchdown pass, the first of Viola's career, to give W&M its first and only lead of the game.

Redshirt freshman linebacker Josh Rutter, in his first career start, paced the defense with 16 total tackles, while classmate Kevin Allen recorded the first interception of his career in the first half.

Senior Greg Kuehn nailed a 47-yard field goal in the first to knot the game at 3-3, and Matt Otey recovered a fumble in the end zone in the second that evened the game at 10-10.



Elijah Brooks en route to a career-high 149 yards rushing at Marshall.

	1	2	3	4	Final
William and Mary	3	7	14	0	24
Marshall	10	13	6	7	36

Scoring Summary

Qtr	Team	Score	Time
1st	MU	FG O'Connor 28	13:37
	W&M	FG Kuehn 47	12:27
	MU	Bradshaw 5 run (O'Connor kick)	5:38
2nd	W&M	Otey recovered fumble in end zone (Kuehn kick)	7:30
	MU	Bradshaw 52 pass from Morris (O'Connor kick)	5:38
	MU	Lauzon 25 pass from Morris (O'Connor kick)	1:32
3rd	W&M	Brooks 19 pass from Potts (Kuehn kick)	10:29
	W&M	Viola 18 pass from Potts (Kuehn kick)	3:03
	MU	Couch 70 fumble return (pass failed)	1:08
4th	MU	Moore 12 pass from Morris (O'Connor kick)	9:46

	W&M	Marshall
First Downs	21	24
Rushes - Yards	37-155	30-103
Att-Cmp-Int	35-18-1	40-26-1
Pass Yards	204	313
Total Offense	359	416
Total Plays	72	70
Fumbles - Lost	4-2	1-1
3rd Down Conv.	6-13	3-11
Penalties - Yards	4-18	1-5
Sacks by - Yards	1-2	2-11
Time of Possession	30:18	29:42

Rushing - W&M: Brooks 28-149, McLaurin 2-11, Phillips 1-6, Viola 1-3, McAulay 1-(-4), Potts 4-(-14), Otey 0-0 (TD). **Marshall:** Bradshaw 15-72 (TD), Morris 7-23, Small 5-9, Morris 1-6.

Passing - W&M: Potts 30-16-1 164 (2 TD), Phillips 5-2-0 40. **Marshall:** Morris 23-15-1 215 (3 TD), Skinner 17-11 98.

Receiving - W&M: Lustig 4-44, Bratton 3-64, Brooks 3-27 (TD), Trinkle 3-12, Marianacci 2-27, Taylor 2-12, Viola 1-18 (TD). **Marshall:** Hargrove 7-125, Bradshaw 6-73 (TD), Moore 5-56 (TD), Lauzon 5-55 (TD), Morris 1-12, Mullins 1-2, Skinner 1-10.

Defense - W&M: Rutter 16 (4 solo, .5 TFL), Shaw 10 (.5 TFL), Nickell 7 (FR), O'Neill 7, Miller 7, Wright 5 (TFL), Watson 1 (Sack, FF)

Attendance: 25,102; **Time:** 3:25; **Weather:** 75, clear

Game 2

#11 William & Mary 41, VMI 7

Lexington, VA • Alumni Memorial Field • Sept. 10, 2005

LEXINGTON, VA (9/10/05) -- Redshirt freshman quarterback Jake Phillips threw for 202 yards and a touchdown and 11th-ranked William and Mary piled up 469 yards of total offense to down VMI, 41-7, in the 83rd all-time meeting between the state schools.

In his first-career start, Phillips completed 17 of 21 pass attempts and hit redshirt freshman tailback DeBrian Holmes for a 19-yard catch and run score in the fourth quarter.


On the mark from the start, Phillips connected on all three of his throws for 33 yards on the Tribe's opening series, leading W&M on an 87-yard march that was capped by Phillips' 1-yard sneak on fourth-and-goal from the 1.

Senior corner Stephen Cason pushed the lead to 17-0 in the second with a 57-yard interception return for a touchdown, his second pick of the contest.

After VMI trimmed the advantage to 17-7, senior place-kicker Greg Kuehn nailed a 39-yard field goal as time expired in the first half to give the Tribe a 20-7 lead at the break. It was Kuehn's second field goal of the game, bringing his career total to 49, which at the time ranked second on both the W&M and Atlantic 10 career list.

Junior running back Elijah Brooks led the Tribe ground game for the second-straight week with 94 yards on 18 carries, including a third-quarter 6-yard touchdown scamper that increased the lead to 27-7. Classmate Trevor McLaurin completed the Tribe's scoring with a 1-yard touchdown run with 2:12 remaining.

Cason finished with seven total tackles, including five solos. Redshirt freshman linebacker Josh Rutter paced the defense for the second time in as many weeks with nine total tackles, and senior Jonas Watson recorded 1.5 sacks.



Jonas Watson registers a solo sack, part of his 1.5 on the day, in the victory at VMI.

	1	2	3	4	Final
William and Mary	7	13	7	14	41
VMI	0	7	0	0	7

Scoring Summary

Qtr	Team	Score	Time
1st	W&M	Phillips 1 run (Kuehn kick)	9:05
2nd	W&M	FG Kuehn 26	10:41
	W&M	Cason 57 interception return (Kuehn kick)	7:14
	VMI	Ludden 18 pass from Wilson (Way kick)	4:31
3rd	W&M	FG Kuehn 39	0:00
	W&M	Brooks 6 run (Kuehn kick)	3:42
4th	W&M	Holmes 19 pass from Phillips (Kuehn kick)	11:15
	W&M	McLaurin 1 run (Kuehn kick)	2:12

	W&M	VMI
First Downs	25	17
Rushes - Yards	46-267	37-110
Att-Cmp-Int	21-17-1	30-18-2
Pass Yards	202	170
Total Offense	469	280
Total Plays	67	67
Fumbles - Lost	2-1	0-0
3rd Down Conv.	5-10	7-14
Penalties - Yards	7-55	1-5
Sacks by - Yards	3-18	0-0
Time of Possession	30:02	29:58

Rushing - W&M: Brooks 18-94 (TD), Viola 10-65, McLaurin 7-53 (TD), Holmes 6-27, Phillips 4-19 (TD), Marianacci 1-9. **VMI:** Mizzer 20-68, Hollingsworth 4-37, Jackson 6-21, Maleski 1-2, Wilson 6-(-18).

Passing - W&M: Phillips 21-17-1 202 (TD). **VMI:** Wilson 27-17-2 155 (TD), Allen 3-1-0 15.

Receiving - W&M: Nicholas 7-107, Holmes 3-28 (TD), Lustig 2-8, Bratton 1-26, Marianacci 1-11, Trinkle 1-10, Taylor 1-7, Brooks 1-5. **VMI:** Burden 5-42, Mizzer 3-31, Price 3-23, Gilliland 3-15, Lloyd 2-26, Ludden 1-18 (TD), Fox 1-15.

Defense - W&M: Rutter 9 (4 solo, TFL), Watson 8 (1.5 sacks), Cason 7 (5 solo, 2 INT, TD), Larkins 7 (TFL), Wheeler 5 (TFL), O'Connor 4 (1.5 TFL, sack), Cox 3 (3 solo, blocked punt)

Attendance: 7,140; **Time:** 2:31; **Weather:** 85, clear



Game-By-Game Results '05

Game 3

Rhode Island 48, #7 William & Mary 29

Kingston, RI • Meade Stadium • Sept. 17, 2005

KINGSTON, RI (9/17/05) -- Rhode Island quarterback Jayson Davis rushed for three touchdowns and passed for two more to lead the Rams to a 48-29 upset at Meade Stadium.

Davis ran for scores of 13, 10 and 2 yards, and completed 7-of-15 pass attempts for 197 yards as URI piled up 578 yards of total offense.

W&M senior place-kicker Greg Kuehn became the College's all-time leading scorer, kicking field goals of 50, 35 and 31 yards and adding two extra points. Kuehn surpassed Steve Christie's ('90) record of 278 career points and now holds the mark with 289. Kuehn also broke the Atlantic 10 career field goals record, which previously stood at 50, as he brought his career total to 52.

Junior running back Elijah Brooks rushed for 110 yards on 18 carries, his second 100-yard rushing game of the season. Brooks became the first Tribe back to have two 100-yard games since Delmus Coley in 2003. He scored on a 2-yard run in the first to open the game's scoring.

Sophomore quarterback Mike Potts completed 20-of-29 attempts for 208 yards and a touchdown, a 49-yard scoring play to sophomore Joe Nicholas that gave W&M a 14-0 lead in the first quarter.

Redshirt freshman quarterback Jake Phillips saw time in the second half and completed 6-of-8 attempts for 84 yards, including a 31-yard scoring bomb to classmate Elliott Mack.

Senior Jon Shaw had a pair of interceptions, and junior Richard Riley added another.



Greg Kuehn boots one of his three field goals at URI, breaking the A10 career record.

	1	2	3	4	Final
William and Mary	14	6	3	6	29
Rhode Island	7	14	13	14	48

Scoring Summary

Qtr	Team	Score	Time
1st	W&M	Brooks 2 run (Kuehn kick)	11:40
	W&M	Nicholas 49 pass from Potts (Kuehn kick)	5:33
	URI	Brown 43 pass from Davis (Gallagher kick)	3:43
2nd	URI	Davis 13 run (Gallagher kick)	14:48
	URI	Davis 10 run (Gallagher kick)	12:03
	W&M	FG Kuehn 50	8:44
	W&M	FG Kuehn 35	1:06
3rd	URI	Casey 21 run (kick blocked)	11:10
	W&M	FG Kuehn 31	6:51
	URI	Edwards 41 pass from Davis (Gallagher kick)	5:23
4th	URI	Davis 2 run (Gallagher kick)	10:02
	URI	Poole 1 run (Gallagher kick)	3:19
	W&M	Mack 31 pass from Phillips (Kuehn kick)	1:12

	W&M	URI
First Downs	21	25
Rushes - Yards	30-109	57-361
Att-Cmp-Int	38-27-0	17-8-3
Pass Yards	295	217
Total Offense	404	578
Total Plays	68	74
Fumbles - Lost	2-1	2-0
3rd Down Conv.	2-12	8-13
Penalties - Yards	3-35	1-15
Sacks by - Yards	0-0	5-31
Time of Possession	30:10	29:50

Rushing - W&M: Brooks 18-110 (TD), Holmes 4-22, Phillips 3-(-4), Potts 5-(-19). **URI:** Casey 14-144 (TD), Davis 17-71 (3 TD), Jones 5-55, Campbell 10-47, Poole 3-38 (TD), Brown 1-5, Roberson 2-2, West 1-(-1).

Passing - W&M: Potts 30-21-0 211 (TD), Phillips 8-6-0 84 (TD). **URI:** Davis 15-7-2 197 (2 TD), Jones 1-0-1, Giannecchini 1-1-0 20.

Receiving - W&M: Nicholas 4-76 (TD), Bratton 4-51, Taylor 4-33, Mack 3-49 (TD), Brooks 3-34, Lustig 3-20, Trinkle 4-22, Marianacci 1-6, Holmes 1-4. **URI:** Poole 3-51, Brown 2-81 (TD), Edwards 1-41 (TD), Bowers 1-24, Casey 1-20.

Defense - W&M: Rutter 9 (6 solo, TFL), Miller 6, Nickell 5, Shaw 5 (5 solo, 2 INT), Wright 4 (1.5 TFL), Riley 3 (INT), Pendleton 2 (FF, Blk)

Game 4

#16 William & Mary 56, Liberty 0

Williamsburg, VA • Zable Stadium • Sept. 24, 2005

WILLIAMSBURG (9/24/05) -- W&M found the end zone on eight of its 10 possessions and piled up 635 yards of total offense, to Liberty's 145, and shut out the Flames 56-0 at Zable Stadium.

The Tribe held Liberty to a net of minus-6 yards rushing and posted its first shutout since blanking VMI, 34-0, in 2001.


Junior Elijah Brooks paced the W&M ground attack, which rang up 335 rushing yards, with 102 yards on 22 carries, his third 100-yard game of the season. Brooks scored three rushing touchdowns, all on 1-yard runs, and added another receiving score to become the first Tribe player to score four touchdowns since Dominique Thompson at Delaware last season.

In his third career start, sophomore quarterback Mike Potts went for 226 yards and two touchdowns on 19-for-25 passing. Redshirt freshman Jake Phillips spelled Potts in the second half and completed 3-of-3 attempts for 74 yards, including a 34-yard touchdown toss to Elliott Mack. Phillips also ran three times for 16 yards and a score.

Junior quarterback Christian Taylor took over for Phillips in the fourth quarter and scored on a 4-yard run, his first-career touchdown.

Sophomore Joe Nicholas paced the receiving corps with 110 yards on eight catches, his second 100-yard game in three outings. Brooks finished with three catches for 43 yards, while true freshman D.J. McAulay pulled in two balls for 49 yards.

For the fourth consecutive game, redshirt freshman linebacker Josh Rutter led the defense in tackles, recording seven total stops. Junior Ryan Nickell made five total tackles, including 2.0 TFL, and added an interception. Senior defensive end Jonas Watson registered 1.5 sacks and five total stops, while redshirt freshman free safety Kevin Allen picked off his second pass of the season.



Led by Josh Rutter's (44) seven stops, W&M held Liberty to a net of minus 6 yards rushing.

	1	2	3	4	Final
Liberty	0	0	0	0	0
William and Mary	7	21	7	21	56

Scoring Summary

Qtr	Team	Score	Time
1st	W&M	Brooks 1 run (Kuehn kick)	4:18
2nd	W&M	Trinkle 2 pass from Potts (Kuehn kick)	12:16
	W&M	Brooks 1 run (Kuehn kick)	3:24
	W&M	Brooks 14 pass from Potts (Kuehn kick)	1:06
3rd	W&M	Brooks 1 run (Kuehn kick)	7:06
4th	W&M	Phillips 5 run (Kuehn kick)	9:40
	W&M	Mack 34 pass from Phillips (Kuehn kick)	6:59
	W&M	C. Taylor 4 run (Kuehn kick)	1:29

	W&M	LU
First Downs	35	7
Rushes - Yards	64-335	22-(-6)
Att-Cmp-Int	28-22-0	25-10-2
Pass Yards	300	151
Total Offense	635	145
Total Plays	92	47
Fumbles - Lost	1-1	0-0
3rd Down Conv.	14-18	2-12
Penalties - Yards	1-10	2-10
Sacks by - Yards	4-33	0-0
Time of Possession	40:57	19:03

Rushing - W&M: Brooks 22-102 (3 TD), Viola 12-85, Marianacci 2-53, Holmes 13-52, Coley 6-18, Phillips 3-16 (TD), Potts 3-7, C. Taylor 1-4 (TD). **Liberty:** Hamilton 3-10, Otah 6-9, Smith 2-(-3), Terrell 4-(-4), Farrel 7-(-18)

Passing - W&M: Potts 25-19-0 226 (2 TD), Phillips 3-3-0 74 (TD). **Liberty:** Farrel 13-7-1 126, Smith 9-2-1 21, Terrell 3-1-0 4.

Receiving - W&M: Nicholas 8-110, Brooks 3-43 (TD), McAulay 2-49, Lustig 2-19, Trinkle 2-18 (TD), Bratton 2-15, Mack 1-34 (TD), Marianacci 1-6, Holmes 1-6. **Liberty:** Terrell 3-35, Williams 2-60, Turner 2-22, Hamilton 2-8, Jackson 1-26.

Defense - W&M: Rutter 7 (TFL), Nickell 5 (2 TFL, INT), Watson 5 (1.5 sacks), Cason 3 (.5 sack), Jones 3 (1.0 sack), O'Connor 2 (1 TFL, .5 sack), Griffin 2 (1 TFL), Allen 2 (INT).

Attendance: 3,303 Time: 3:15 Weather: 78, clear

Attendance: 11,741 Time: 2:37 Weather: 78, overcast and breezy

Game 1 • William and Mary at Maryland • Sept. 2, 2006 • 6:00 p.m. • Byrd Stadium

Game-By-Game Results '05

Game 5

#17 William & Mary 42, #1 UNH 10

Williamsburg, VA • Zable Stadium • Oct. 8, 2005

WILLIAMSBURG (10/8/05) -- Senior Stephen Cason returned the game's opening kickoff 92 yards for a touchdown, and W&M never looked back in upsetting top-ranked New Hampshire, 42-10, at Zable Stadium.

Junior tailback Elijah Brooks churned out 135 yards and four touchdowns on a career-high 32 carries, and the Tribe held UNH's high-scoring offensive attack scoreless in the second half to pick up W&M's first win over a No. 1-ranked team.

Brooks scored on a 7-yard run in the first quarter, and sophomore quarterback Mike Potts found senior Josh Lustig for a 9-yard touchdown pass on the first play of the second quarter to give W&M a 21-0 lead.

UNH responded with a quick five-play, 79-yard drive that resulted in a 5-yard touchdown run by John McCoy, but Brooks answered with a 1-yard scoring run with just over two minutes remaining in the half. Wildcats' kicker Connor McCormack hit a 33-yard field goal as time expired in the opening half to cut the deficit to 28-10, but that was as close as UNH would get.

Brooks scored on a 15-yard scamper, that was set up by junior Leonard Muldrow's punt block, in the third quarter and plowed into the end zone from four yards out with 4:26 remaining to set the final margin.

W&M caused four turnovers in the game, including two interceptions, one each by Cason and sophomore T.J. O'Neill, and three times stopped UNH on fourth down attempts.

Cason paced the defense with nine total tackles, and the pick was his third of the season. O'Neill finished with eight total stops, including seven solo stops to go along with his first-career interception. Senior Jon Shaw and redshirt freshman Josh Rutter each recovered a fumble.

	1	2	3	4	Final
New Hampshire	0	10	0	0	10
William and Mary	14	14	7	7	42

Scoring Summary

Qtr	Team	Score	Time
1st	W&M	Cason 92 kickoff return (Kuehn kick)	14:32
	W&M	Brooks 7 run (Kuehn kick)	5:47
2nd	W&M	Lustig 9 pass from Potts (Kuehn kick)	14:51
	UNH	McCoy 5 run (McCormack kick)	13:25
	W&M	Brooks 1 run (Kuehn kick)	2:16
	UNH	FG 33 McCormack	0:00
3rd	W&M	Brooks 15 run (Kuehn kick)	3:42
4th	W&M	Brooks 4 run (Kuehn kick)	4:26

	W&M	UNH
First Downs	13	23
Rushes - Yards	44-190	30-85
Att-Cmp-Int	19-11-0	56-33-2
Pass Yards	127	324
Total Offense	317	409
Total Plays	63	86
Fumbles - Lost	2-1	2-2
3rd Down Conv.	7-16	7-17
Penalties - Yards	3-40	4-21
Sacks by - Yards	2-7	1-1
Time of Possession	31:27	28:33

Rushing - W&M: Brooks 32-135 (4 TD), Holmes 4-37, Marianacci 2-11, Viola 2-6, Potts 3-3. **UNH:** McCoy 16-65 (TD), Brown 2-11, Ward 1-4, Santos 9-4, LeVan 1-2.

Passing - W&M: Potts 19-11-0 127 (TD). **UNH:** Santos 56-33-2 324.

Receiving - W&M: Lustig 5-68 (TD), Nicholas 2-36, Trinkle 2-9, Marianacci 1-11, Holmes 1-3. **UNH:** LeVan 7-54, McCoy 7-45, Ball 6-116, Brown 5-40, Ward 4-17, Williams 3-45, Boyle 1-7.

Defense - W&M: Cason 9 (6 solo, INT, PBU), O'Neill 8 (7 solo, INT, PBU), Shaw 8 (5 solo, FR), Rutter 8 (TFL, FR), Nickell 8 (TFL), Page 7 (6 solo), Watson 7 (FF, sack), Wright 6 (sack).

Attendance: 4,149; **Time:** 2:43; **Weather:** 80, rain showers and humid

Game 6

#11 William & Mary 44, Northeastern 41

Brookline, MA • Parsons Field • Oct. 15, 2005

BROOKLINE, MA (10/15/05) -- Redshirt freshman quarterback Jake Phillips' 8-yard touchdown run in the second overtime gave the 11th-ranked Tribe a thrilling, 44-41, victory over Northeastern at Parsons Field.

Phillips entered the game in the third quarter with the Tribe trailing 31-10 and led a furious fourth-quarter comeback, throwing for 231 yards and three touchdowns on 16-for-18 passing in regulation to force overtime.

In overtime, Phillips threw a 20-yard touchdown pass to sophomore Joe Nicholas in the first extra period and ran in the game-winning score from eight yards out in the second.

Phillips finished the game 18-for-20 through the air for 256 yards and four touchdowns, both career-highs, and added 32 yards rushing on nine attempts.

Nicholas hauled in seven receptions for 105 yards, including two of Phillips' touchdown passes, and senior Josh Lustig pulled in six balls for a W&M season-high 126 yards, including the game-tying 27-yard touchdown reception with 1:43 remaining.

Senior Jon Shaw paced a Tribe defense, with 11 total tackles, that did not allow a first down and forced four Northeastern punts in the fourth quarter, aiding the dramatic rally. Senior Jonas Watson added a career-high 10 total stops, including seven solos and three tackles for loss. Redshirt freshman Josh Rutter finished with 10 stops to give W&M three in double-digit stops.

Matt Otey caught a 3-yard touchdown pass from Mike Potts in the first for the Tribe's first score.

	1	2	3	4	OT1	OT2	Final
William and Mary	10	0	0	21	7	6	44
Northeastern	7	3	21	0	7	3	41

Scoring Summary

Qtr	Team	Score	Time
1st	NU	Murray 1 run (Kestic kick)	11:04
	W&M	Otey 3 pass from Potts (Kuehn kick)	6:51
	W&M	FG Kuehn 33	5:11
2nd	NU	FG Kestic 26	4:59
3rd	NU	Parks 70 pass from Orio (Kestic kick)	11:59
	NU	Orio 10 run (Kestic kick)	6:06
	NU	Murray 10 run (Kestic kick)	5:35
4th	W&M	Nicholas 30 pass from Phillips (Kuehn kick)	11:59
	W&M	Mack 22 pass from Phillips (Kuehn kick)	6:05
	W&M	Lustig 27 pass from Phillips (Kuehn kick)	1:43
OT 1	W&M	Nicholas 20 pass from Phillips (Kuehn kick)	
	NU	Parks 9 pass from Orio (Kestic kick)	
OT 2	NU	FG Kestic 20	
	W&M	Phillips 8 run	

	W&M	NU
First Downs	21	17
Rushes - Yards	36-103	55-218
Att-Cmp-Int	35-27-1	17-11-0
Pass Yards	359	195
Total Offense	462	413
Total Plays	71	72
Fumbles - Lost	3-1	2-1
3rd Down Conv.	6-13	4-15
Penalties - Yards	3-18	2-15
Sacks by - Yards	1-4	4-22
Time of Possession	26:49	33:11

Rushing - W&M: Brooks 24-89, Phillips 9-32 (TD), Holmes 1-1, Potts 2--19. **NU:** Murray 39-176 (2TD), Broomfield 7-25, French 3-9, Orio 6-8 (TD).

Passing - W&M: Phillips 20-18-0 256 (4TD), Potts 15-9-1 103 (TD). **NU:** Orio 17-11-0 195 (2TD).

Receiving - W&M: Nicholas 7-105 (2TD), Lustig 6-126 (TD), Brooks 5-34, Trinkle 4-43, Mack 2-31 (TD), Holmes 1-17, Otey 1-3 (TD), Marianacci 1-0. **NU:** Parks 4-146 (2TD), Graham 2-15, Riley 1-16, Broomfield 1-9, Hopkins 1-8, Ballantyne 1-1, Murray 1-0.

Defense - W&M: Shaw 11 (8 solo, 1.5 TFL, PBU), Watson 10 (7 solo, 3.0 TFL), Rutter 10 (TFL), Nickell 6, Miller 6, Cason 6, Wheeler 3 (sack).

Attendance: 2,118; **Time:** 3:04; **Weather:** 54, heavy rain



Game-By-Game Results '05

Game 7 - Homecoming

#12 William & Mary 44, Towson 13

Williamsburg, VA • Zable Stadium • Oct. 22, 2005

WILLIAMSBURG (10/22/05) -- W&M reeled off 28 unanswered points and held Towson's high-scoring offense scoreless in the second half to pull away for a 44-13 victory at Zable Stadium.

The Tribe forced two second-half turnovers, including junior linebacker Ryan Nickell's 72-yard interception return for a touchdown, and recorded four sacks over the final 30 minutes in holding the Tigers to 95 total yards after intermission.

Redshirt freshman quarterback Jake Phillips guided a nearly flawless offensive performance, throwing for 202 yards and a touchdown on 16-for-21 passing, as the Tribe scored on eight of its 10 possessions. Phillips added a pair of rushing scores and finished with 39 yards on 10 attempts.

Senior place-kicker Greg Kuehn connected on three field goal attempts in the first half (44, 48, 39), bringing his career total to 56, which at the time was one shy of the W&M career record. With 14 points on the day, Kuehn extended his school scoring record to 325 career points.

Redshirt freshman tailback DeBrien Holmes gained a career-high 76 yards rushing on 13 carries, as W&M churned out 210 yards on the ground. Sophomore Tony Viola added 24 yards on five totes and scored on a 1-yard run in the third quarter, the first rushing touchdown of his career.

Sophomore Joe Nicholas paced the receiving corps with 83 yards on six catches, including a 13-yard scoring reception from Phillips in the first quarter. Redshirt freshman Elliott Mack had three grabs for 65 yards.

Josh Rutter and Jon Shaw tied for the team with lead with seven tackles each.



Ryan Nickell returns an interception 72 yards for a touchdown against Towson.

	1	2	3	4	Final
Towson	7	6	0	0	13
William and Mary	10	6	21	7	44

Scoring Summary

Qtr	Team	Score	Time
1st	W&M	Nicholas 13 pass from Phillips (Kuehn kick)	7:10
	TU	Lee 22 pass from Schaefer (Halbruner kick)	3:22
	W&M	FG Kuehn 44	0:00
2nd	TU	FG Halbruner 30	10:39
	W&M	FG Kuehn 48	6:59
	W&M	FG Kuehn 39	3:10
3rd	W&M	Viola 1 run (Kuehn kick)	8:39
	W&M	Phillips 1 run (Kuehn kick)	6:10
	W&M	Nickell 72 interception return (Kuehn kick)	1:04
4th	W&M	Phillips 4 run (Kuehn kick)	5:09

	W&M	TU
First Downs	24	20
Rushes - Yards	42-210	27-62
Att-Cmp-Int	21-16-0	37-24-1
Pass Yards	202	255
Total Offense	412	317
Total Plays	63	64
Fumbles - Lost	0-0	4-1
3rd Down Conv.	3-7	6-14
Penalties - Yards	5-55	6-56
Sacks by - Yards	5-26	1-6
Time of Possession	29:54	30:06

Rushing - W&M: Holmes 13-76, Phillips 10-39 (2 TD), Mack 1-29, Viola 5-24 (TD), Coley 4-23, Brooks 8-20.

Towson: Williams 16-77, Lee 1-3, King 1-1, Schaefer 8(-9), Brown 1(-10).

Passing - W&M: Phillips 21-16-0 202 TD. **Towson:** Schaefer 37-24-1 255 TD.

Receiving - W&M: Nicholas 6-83 (TD), Mack 3-65, Lustig 3-9, Brooks 1-14, Bratton 1-14, Marianacci 1-13, Trinkle 1-4. **Towson:** Lee 8-93 (TD), Yancey 6-63, Brown 6-60, Williams 2-18, Harrison 1-13, Alexander 1-8.

Defense - W&M: Rutter 7 (FR), Shaw 7 (PBU), Nickell 6 (INT, TD, 2 sacks, 2 FF, 2 PBU), O'Connor (Sack, PBU), Miller 6 (.5 TFL), Williamson 3 (sack), Watson 2 (sack).

Attendance: 8,922; **Time:** 2:45; **Weather:** 65, overcast

Game 8

Villanova 35, #9 William & Mary 21

Villanova, PA • Villanova Stadium • Oct. 29, 2005

VILLANOVA, PA (10/29/05) -- Villanova built a 28-0 lead and withstood two Tribe interception returns for touchdowns to post a 35-21 upset win over W&M at Villanova Stadium.

Wildcats' quarterback Frank Jankowski threw for 325 yards and three touchdowns, and tailback Moe Gibson rushed for a career-high 176 yards and a touchdown as Villanova piled up 540 yards of total offense, to the Tribe's 232, to halt W&M's four-game winning streak.

Junior linebacker Trevor McLaurin returned an interception 14 yards for a touchdown to cut the Tribe's deficit to 21-7 in the third quarter, his first career pick and return for a score.

Redshirt freshman Jake Phillips hooked up with senior Josh Lustig on a 37-yard scoring pass to make it 28-14 midway through the fourth, before senior James Miller stepped in front of a Jankowski pass and raced 80 yards for a touchdown with 2:05 remaining to pull W&M within a score.

After a failed on-side kick attempt, W&M was able to force a Villanova punt, and the Tribe regained possession at its own 3-yard line with 1:32 left, but Phillips' second pass on the drive was intercepted and returned 15 yards for a touchdown by Rodney Badger to seal the Wildcat win.

Miller's and McLaurin's touchdowns gave W&M two non-offensive touchdowns in a game for the first time since the 2003 season finale at Richmond, when the Tribe had a defensive and special teams score. It was Miller's second-career interception return for a touchdown with the first coming in the same 2003 victory at Richmond.

Lustig finished with five grabs for 92 yards, and junior tailback Elijah Brooks added 78 yards rushing on 14 attempts.

Miller led the team with 16 total tackles, and junior linebacker Ryan Nickell added 15 stops.



James Miller scores on an 80-yard interception return at Villanova.

	1	2	3	4	Final
William and Mary	0	0	7	14	21
Villanova	7	7	14	7	35

Scoring Summary

Qtr	Team	Score	Time
1st	VU	Outlaw 15 pass from Jankowski (Marcoux kick)	4:49
2nd	VU	Ridley 14 pass from Jankowski (Marcoux kick)	2:45
3rd	VU	Dieser 23 pass from Jankowski (Marcoux kick)	8:53
	VU	Gibson 30 run (Marcoux kick)	6:03
	W&M	Tre. McLaurin 14 INT return (Kuehn kick)	0:41
4th	W&M	Lustig 37 pass from Phillips (Kuehn kick)	7:41
	W&M	Miller 80 INT return (Kuehn kick)	2:05
	VU	Badger 15 INT return (Marcoux kick)	1:07

	W&M	VU
First Downs	15	28
Rushes - Yards	25-95	43-215
Att-Cmp-Int	33-13-2	36-25-3
Pass Yards	137	325
Total Offense	232	540
Total Plays	58	79
Fumbles - Lost	1-0	1-1
3rd Down Conv.	4-14	7-14
Penalties - Yards	2-20	8-86
Sacks by - Yards	0-0	3-19
Time of Possession	24:00	36:00

Rushing - W&M: Brooks 14-78, Phillips 9-17, Holmes 1-5, Marianacci 1(-5). **Villanova:** Gibson 34-176 (TD), May 4-20, Jankowski 3-15, Outlaw 1-6.

Passing - W&M: Phillips 33-13-2 137 TD. **Villanova:** Jankowski 35-25-3 325 TD.

Receiving - W&M: Lustig 5-92 (TD), Trinke 3-24, Brooks 3-11, Nicholas 1-8, Holmes 1-2. **Villanova:** Dieser 11-182 (TD), Outlaw 7-65 (TD), Ridley 4-56 (TD), Pol 2-13, Sheery 1-9.

Defense - W&M: Miller 16 (INT, TD), Nickell 15, Rutter 12, O'Connor 6 (FF, FR), Riley 5 (TFL), Tre. McLaurin 3 (INT, TD), Griffin 2 (INT).

Attendance: 6,207; **Time:** 2:45; **Weather:** 47, partly cloudy

Game-By-Game Results '05

Game 9

JMU 30, #16 William & Mary 29

Williamsburg, VA • Zable Stadium • Nov. 5, 2005

WILLIAMSBURG (11/5/05) -- James Madison's Paul Wantuck kicked a 44-yard field goal with three seconds remaining to give the Dukes a 30-29 victory over 16th-ranked William and Mary at sold out Zable Stadium.

In the first regular season night game in the 70-year history of Zable Stadium, JMU won its third consecutive game on the Tribe's home field and snapped W&M's 10-game, regular season home winning streak.

The Dukes gained possession with 1:43 remaining after a W&M punt, and JMU quarterback Justin Rascati moved JMU 53 yards on nine plays to set up Wantuck's game-winning kick.

W&M had taken a 29-21 lead with 13:31 remaining in the game on redshirt freshman Jake Phillips' 17-yard touchdown pass to sophomore Joe Nicholas, but the Dukes trimmed the lead to 29-27 on Rascati's 14-yard run with 4:39 on the clock.

Phillips threw for 202 yards and a touchdown on 15-for-28 passing and added 57 yards rushing and a touchdown on 15 attempts.

Senior place-kicker Greg Kuehn booted three field goals (30, 26, 33) to break the W&M career record for field goals, which now stands at 59. Kuehn surpassed Steve Christie's (1986-89) previous standard of 57.

Redshirt freshman tailback DeBrian Holmes scored on a 14-yard run in the second quarter, his first-career rushing touchdown.

Seniors James Miller and Stephen Cason, and redshirt freshman Derek Cox each had an interception for the Tribe, which recorded three picks in a game for the second time this season. Miller paced the defense with 11 total tackles, and redshirt freshman linebacker Josh Rutter added 10.



Jake Phillips accounted for 259 yards of total offense, including 57 yards rushing vs. JMU.

	1	2	3	4	Final
James Madison	7	7	7	9	29
William and Mary	3	16	3	7	30

Scoring Summary

Qtr	Team	Score	Time
1st	W&M	FG Kuehn 30	11:24
	JMU	Fenner 14 run (Wantuck kick)	4:29
2nd	W&M	Holmes 14 run (Kuehn kick)	12:32
	W&M	FG Kuehn 26	9:41
	JMU	Banks 42 run (Wantuck kick)	5:37
	W&M	Phillips 1 run (rush failed)	0:00
3rd	JMU	Banks 17 run (Wantuck kick)	9:52
	W&M	FG Kuehn 33	3:04
4th	W&M	Nicholas 17 pass from Phillips (Kuehn kick)	13:31
	JMU	Rascati 14 run (pass failed)	4:39
	JMU	FG Wantuck 44	0:03

	W&M	JMU
First Downs	19	24
Rushes - Yards	40-166	44-259
Att-Cmp-Int	28-15-0	28-17-3
Pass Yards	202	136
Total Offense	368	395
Total Plays	68	72
Fumbles - Lost	3-2	1-1
3rd Down Conv.	6-16	7-14
Penalties - Yards	1-10	4-55
Sacks by - Yards	0-0	2-8
Time of Possession	28:06	31:54

Rushing - W&M: Brooks 21-92, Phillips 15-57 (TD), Holmes 4-17 (TD). **JMU:** Banks 24-134 (2 TD), Rascati 8-65 (TD), Fenner 8-50 (TD), Hines 4-10.

Passing - W&M: Phillips 28-15-0 202 TD. **JMU:** Rascati 27-17-3 136.

Receiving - W&M: Lustig 6-76, Nicholas 4-47 (TD), Mack 3-68, Bratton 2-11. **JMU:** Banks 6-44, Hinds 3-34, Hawkins 3-27, Boxley 2-12, Harris 2-11, Bransford 1-8.

Defense - W&M: Miller 11 (INT, TFL), Rutter 10, Cason 9 (INT), Shaw 6 (FR), Williamson 3 (TFL), O'Connor 3 (TFL), Griffin 3 (FF), Cox 1 (INT).

Attendance: 12,287; **Time:** 3:05; **Weather:** 70, partly cloudy and warm

Game 10

Delaware 22, #24 William & Mary 21

Williamsburg, VA • Zable Stadium • Nov. 12, 2005

WILLIAMSBURG (11/12/05) -- Delaware quarterback Sonny Riccio threw a 6-yard touchdown pass to Aaron Love with 4:17 remaining, and the Blue Hens turned away two late W&M possessions to knock off the 24th-ranked Tribe, 22-21, at Zable Stadium.

Despite out-gaining UD, 393-339, and forcing eight Blue Hen punts, W&M dropped its third consecutive game and the second-straight by a point.

The Tribe took a 21-14 lead on redshirt freshman Jake Phillips' 2-yard scoring pass to Matt Otey with 11:30 remaining in third, but UD sacked Phillips for a safety early in the fourth to pull within 21-16.

W&M had two possessions in the final 4:17 of the contest, the first reaching the UD 48-yard line before stalling on downs. The Tribe's final chance came when the defense held on fourth down, giving the ball back to W&M at its 34 with 30 seconds remaining, but Phillips' second down pass was picked off at the Blue Hen 28.

Phillips set career-highs in pass attempts (34), completions (24) and passing yards (289) and added a pair of 1-yard rushing scores, his seventh and eighth of the season, which established a W&M freshman quarterback record.

Sophomore wide receiver Joe Nicholas was Phillips' top target, hauling in eight catches for 121 yards, his fourth 100-yard receiving game of the season. Redshirt freshman Elliott Mack tallied 106 yards receiving on seven grabs to give the Tribe two receivers over the 100-yard mark in a game for the second time in 2005.

Redshirt freshman DeBrian Holmes paced the Tribe ground attack with 66 yards on eight carries and added 52 yards receiving on a career-high seven receptions.

Redshirt freshman linebacker Josh Rutter recorded 14 total tackles to lead the defensive effort, his fifth double-digit tackle game of the season.



DeBrian Holmes had 66 yards rushing and seven catches for 52 yards vs. Delaware.

	1	2	3	4	Final
Delaware	0	14	0	8	22
William and Mary	7	7	7	0	21

Scoring Summary

Qtr	Team	Score	Time
1st	W&M	Phillips 1 run (Kuehn kick)	4:16
2nd	UD	Cuff 1 run (Hobby kick)	3:41
	W&M	Phillips 1 run (Kuehn kick)	1:33
	UD	Cauthen 21 pass from Riccio (Hobby kick)	0:59
3rd	W&M	Otey 2 pass from Phillips (Kuehn kick)	11:30
4th	UD	Team safety	11:35
	UD	Love 6 pass from Riccio (pass failed)	4:17

	W&M	UD
First Downs	22	19
Rushes - Yards	32-104	44-160
Att-Cmp-Int	34-24-2	29-17-0
Pass Yards	289	179
Total Offense	393	339
Total Plays	66	73
Fumbles - Lost	1-0	0-0
3rd Down Conv.	3-9	8-17
Penalties - Yards	6-33	3-30
Sacks by - Yards	1-6	5-28
Time of Possession	28:20	31:40

Rushing - W&M: Holmes 8-66, Brooks 12-43, Phillips 11-3 (2 TD), Mack 1-(-8). **Delaware:** Cuff 28-101 (TD), Riccio 9-32, Jones 6-28.

Passing - W&M: Phillips 34-24-2 289 TD. **Delaware:** Riccio 29-17-0 179 TD.

Receiving - W&M: Nicholas 8-121, Mack 7-106, Holmes 7-52, Lustig 1-8, Otey 1-2 (TD). **Delaware:** Cuff 5-49, Love 3-28 (TD), LaForgia 2-26, Selk 2-25, Jones 2-15, Michaud 2-15, Cauthen 1-21 (TD).

Defense - W&M: Rutter 14 (5 solo, TFL), Cason 11 (7 solo), Shaw 11, Wheeler 10, Wright 6 (TFL), Griffin 3 (sack, QBH), Burrow (Blocked punt).

Attendance: 8,709; **Time:** 2:50; **Weather:** 70, sunny



Game 11

#17 Richmond 41, William & Mary 7

Richmond, VA • University of Richmond Stadium • Nov. 19, 2005

RICHMOND (11/19/05) -- Richmond quarterback Stacy Tutt rushed for three touchdowns to lead the 17th-ranked Spiders to a 41-7 victory over William and Mary at UR Stadium.

With the victory, UR captured a share of the A10 Championship and finished the regular season on a seven-game winning streak, while W&M dropped its fourth consecutive game, matching the College's longest losing streak since 2003, and finished with its first losing season since 2000.

In the 115th meeting between the schools, Richmond snapped a four-game losing streak in the series and posted its most decisive win over the Tribe since a 31-0 victory in 1973.

Tutt and the Spiders wasted little time in taking control of the game, as Richmond held a 10-0 lead before the Tribe offense had its first possession, and the Spiders controlled the ball for 12:05 of the opening quarter, taking a 17-0 lead on Tim Hightower's 32-yard run.

It didn't get any better from there, as Richmond held the Tribe to 20 total offensive yards in the first half, including a net rushing total of minus-13 yards, and no first downs to build a commanding 34-0 halftime lead.

W&M managed its only points of the game on the opening drive of the second half, as redshirt freshman Jake Phillips hooked up with classmate Elliott Mack on a 15-yard scoring pass with 9:04 remaining in the third.

Phillips finished 9-for-19 for 78 yards but was intercepted twice in the second half, as Richmond held the Tribe scoreless the rest of the afternoon.

W&M redshirt freshman Josh Rutter and senior Jon Shaw each had interceptions for the Tribe.



Derek Cox recorded six tackles at Richmond in his first-career start.

	1	2	3	4	Final
William and Mary	0	0	7	0	7
Richmond	17	17	0	7	41

Scoring Summary

Qtr	Team	Score	Time
1st	UR	FG Fore 29	10:31
	UR	Tutt 1 run (Fore kick)	6:14
	UR	Hightower 32 run (Fore kick)	2:10
2nd	UR	Freeman 11 run (Fore kick)	14:26
	UR	FG Fore 35	12:02
	UR	Tutt 5 run (Fore kick)	0:52
3rd	W&M	Mack 15 pass from Phillips (Kuehn kick)	9:04
4th	UR	Tutt 10 run (Fore kick)	4:08

	W&M	UR
First Downs	6	22
Rushes - Yards	21-18	53-249
Att-Cmp-Int	27-11-2	25-17-2
Pass Yards	89	197
Total Offense	107	446
Total Plays	48	78
Fumbles - Lost	2-1	2-1
3rd Down Conv.	2-12	8-16
Penalties - Yards	4-45	5-45
Sacks by - Yards	0-0	1-11
Time of Possession	20:49	39:11

Rushing - W&M: Brooks 10-32, Potts 1-2, Holmes, 2-1, Phillips 6--2, Nicholas 1--3. **Richmond:** Hightower 20-111 (TD), Tutt 17-92 (3 TD), Freeman 12-37 (TD), Smith 1-6, Desriveaux 1-4.

Passing - W&M: Phillips 19-9-2 78 TD, Potts 8-2-0 11. **Richmond:** Tutt 25-17-2 197.

Receiving - W&M: Nicholas 5-38, Mack 2-18 (TD), Lustig 1-10, Holmes 1-9, Taylor 1-8, Trinkle 1-6.

Richmond: Hightower 4-59, Hale 4-35, Desriveaux 3-42, Shields 3-41, Teufel 2-11, Crone 1-8.

Defense - W&M: Miller 13 (7 solo), Nickell 13, Shaw 7 (INT, FR, PBU), Wheeler 7, Cox 6, Rutter 6 (INT, PBU), Cason 5 (PBU), Watson 2 (TFL), O'Neill (TFL).

Attendance: 8,960; **Time:** 2:37; **Weather:** 45, sunny

Quarterback Club Awards



2005 Quarterback Club Postseason Awards

Offensive Player of the Year: Elijah Brooks, RB
Defensive Player of the Year: Stephen Cason, DB
Special Teams Player of the Year: Greg Kuehn, PK
Rookies of the Year: Jake Phillips, QB; Josh Rutter, LB
Offensive Lineman of the Year: Pat Mulloy, C
Defensive Lineman of the Year: Adam O'Connor, DE

President's Award: Josh Lustig, WR; Thad Wheeler, LB
Spirit Award: David Page, CB
Warrior Award: James Miller, FS

2005 Weekly Awards

Offense

Previous Winners

Marshall - Sept. 1

Elijah Brooks, JR, RB
28 car., career-high 149 rush yards, 3 rec., 27 yards, TD

VMI - Sept. 10

Pat Mulloy, SR, OL
Tribe offense 469 total yards, 267 rushing.

URI - Sept. 17

Elijah Brooks, JR, RB
18 car., 110 yards, TD, 3 rec., 34 yards

Liberty - Sept. 24

Matt Trinkle, JR, TE
2 rec., 18 yards, TD

New Hampshire - Oct. 8

Elijah Brooks, JR, RB
Career-high 32 carries, 135 yards, 4 TD

Northeastern - Oct. 15

Jake Phillips, RF, QB
18-20-0, 256 yards, 4 TD, 9 rush, 32 yards, TD

Towson - Oct. 22

Cody Morris, JR, OL
Tribe offense 413 total yards, 211 rushing

Villanova - Oct. 29

Josh Lustig, SR, WR
5 receptions, 92 yards, TD

James Madison - Nov. 5

Cody Morris, JR, OL
Tribe offense 368 total yards, 166 rushing

Delaware - Nov. 12

DeBrian Holmes, RF, RB
8 car., 66 yards; 7 rec., 52 yards, both career-highs

Richmond - Nov. 19

Patrick Mulloy, SR, OL

Defense

Previous Winners

Marshall - Sept. 1

Richard Riley, SR, DB
PBU

VMI - Sept. 10

Stephen Cason, SR, DB
2 INT, 57-yard INT for TD, 7 total tackles, 5 solos

URI - Sept. 17

Jon Shaw, SR, SS
5 solo tackles, 2 interceptions

Liberty - Sept. 24

Ryan Nickell, JR, LB
5 TT, 3 solo, 2.0 TFL, INT - 28 yards

New Hampshire - Oct. 8

Stephen Cason, SR, DB
9 TT, 6 solo, INT, PBU, 92-yard kickoff return for TD

Northeastern - Oct. 15

Jon Shaw, SR, SS
11 total tackles, 8 solo, 1.5 TFL, PBU

Towson - Oct. 22

Ryan Nickell, JR, LB
6 TT, 72-yard INT for TD, 2 sacks, 2 FF, 2 PBU

Villanova - Oct. 29

James Miller, SR, FS
16 TT, 80-yard INT for TD

James Madison - Nov. 5

James Miller, SR, FS
11 TT, 6 solo, TFL, INT, PBU

Delaware - Nov. 12

Josh Rutter, RF, LB
14 TT, 5 solo, TFL

Richmond - Nov. 19

Brian Williamson, JR, DL
4 TT

Special Teams

Previous Winners

Marshall - Spet. 1

Josh Rutter, RF, LB
16 TT, 4 solo

VMI - Sept. 10

Derek Cox, RF, DB
Blocked punt, 3 solo tackles, PBU

URI - Sept. 17

Blair Pritchard, JR, P
6 punts, 230 yards, 38.3 AVG, 47 long, 1 inside 20

Liberty - Sept. 24

Zach Stout, JR, DB
1 TT

New Hampshire - Oct. 8

Blair Pritchard, JR, P
6 punts, 256 yards, 42.7 AVG, 64 long, 3 inside 20

Northeastern - Oct. 15

David Page, SO, DB
1 solo tackle, Forced Fumble

Towson - Oct. 22

Greg Kuehn, SR, PK
3-3 FG (44, 48, 39), 5-5 PAT

Villanova - Oct. 29

Blair Pritchard, JR, P
7 punts for 285 yards, 40.7 AVG, 47 long, 4 inside 20

James Madison - Nov. 5

Greg Kuehn, SR, PK
3-3 FG (30, 26, 33), Broke W&M career field goals record

Delaware - Nov. 12

Brandon Burrow, SO, DB
Blocked punt

Richmond - Nov. 19

Trevor McLaurin, JR, LB
4 TT

2005 William and Mary Football
 William and Mary Overall Team Statistics (as of Nov 20, 2005)
 All games

TEAM STATISTICS	WM	OPP
SCORING.....	358	283
Points Per Game.....	32.5	25.7
FIRST DOWNS.....	222	226
Rushing.....	107	94
Passing.....	106	121
Penalty.....	9	11
RUSHING YARDAGE.....	1752	1810
Yards gained rushing.....	1988	2001
Yards lost rushing.....	236	191
Rushing Attempts.....	417	442
Average Per Rush.....	4.2	4.1
Average Per Game.....	159.3	164.5
TDs Rushing.....	22	21
PASSING YARDAGE.....	2406	2462
Att-Comp-Int.....	319-201-9	340-206-19
Average Per Pass.....	7.5	7.2
Average Per Catch.....	12.0	12.0
Average Per Game.....	218.7	223.8
TDs Passing.....	19	14
TOTAL OFFENSE.....	4158	4272
Total Plays.....	736	782
Average Per Play.....	5.6	5.5
Average Per Game.....	378.0	388.4
KICK RETURNS: #-YARDS.....	47-846	54-1088
PUNT RETURNS: #-YARDS.....	19-170	21-155
INT RETURNS: #-YARDS.....	19-347	9-49
KICK RETURN AVERAGE.....	18.0	20.1
PUNT RETURN AVERAGE.....	8.9	7.4
INT RETURN AVERAGE.....	18.3	5.4
FUMBLES-LOST.....	21-10	15-8
PENALTIES-YARDS.....	39-345	37-343
Average Per Game.....	31.4	31.2
PUNTS-YARDS.....	47-1839	55-1910
Average Per Punt.....	39.1	34.7
Net punt average.....	35.8	31.6
TIME OF POSSESSION/GAME.....	29:10	30:50
3RD-DOWN CONVERSIONS.....	58/140	67/157
3rd-Down Pct.....	41%	43%
4TH-DOWN CONVERSIONS.....	8/11	9/18
4th-Down Pct.....	73%	50%
SACKS BY-YARDS.....	17-102	24-137
MISC YARDS.....	0	84
TOUCHDOWNS SCORED.....	46	37
FIELD GOALS-ATTEMPTS.....	13-22	9-11
PAT-ATTEMPTS.....	43-44	32-34
ATTENDANCE.....	45808	52830
Games/Avg Per Game.....	5/9162	6/8805
Neutral Site Games.....		0/0

SCORE BY QUARTERS	1st	2nd	3rd	4th	OT	Total
William and Mary....	75	90	83	97	13	- 358
Opponents.....	62	98	61	52	10	- 283

2005 William and Mary Football
William and Mary Overall Individual Statistics (as of Nov 20, 2005)
All games

RUSHING	GP	Att	Gain	Loss	Net	Avg	TD	Long	Avg/G
Elijah Brooks	11	207	975	31	944	4.6	9	28	85.8
DeBrian Holmes	11	56	315	11	304	5.4	1	27	27.6
Tony Viola	11	30	187	4	183	6.1	1	26	16.6
Jacob Phillips	10	71	279	96	183	2.6	8	17	18.3
Joe Marianacci	10	6	77	9	68	11.3	0	29	6.8
Trevor McLaurin	11	9	64	0	64	7.1	1	17	5.8
Delmus Coley	2	10	41	0	41	4.1	0	10	20.5
Elliott Mack	10	2	29	8	21	10.5	0	29	2.1
Chris.Taylor	10	1	4	0	4	4.0	1	4	0.4
Matt Otey	10	0	0	0	0	0.0	1	0	0.0
Joe Nicholas	10	1	0	3	-3	-3.0	0	0	-0.3
D.J. McAulay	9	1	0	4	-4	-4.0	0	0	-0.4
TEAM	5	5	0	17	-17	-3.4	0	0	-3.4
Mike Potts	7	18	17	53	-36	-2.0	0	3	-5.1
Total.....	11	417	1988	236	1752	4.2	22	29	159.3
Opponents.....	11	442	2001	191	1810	4.1	21	42	164.5

PASSING	GP	Effic	Att-Cmp	Int	Pct	Yds	TD	Lng	Avg/G
Jacob Phillips	10	145.82	192-123	7	64.1	1564	12	47	156.4
Mike Potts	7	132.15	127-78	2	61.4	842	7	49	120.3
Total.....	11	140.38	319-201	9	63.0	2406	19	49	218.7
Opponents.....	11	123.83	340-206	19	60.6	2462	14	70	223.8

RECEIVING	GP	No.	Yds	Avg	TD	Long	Avg/G
Joe Nicholas	10	52	731	14.1	5	49	73.1
Josh Lustig	11	38	480	12.6	3	45	43.6
Elliott Mack	10	21	371	17.7	4	47	37.1
Matt Trinkle	11	21	148	7.0	1	20	13.5
Elijah Brooks	11	19	168	8.8	2	27	15.3
DeBrian Holmes	11	16	121	7.6	1	19	11.0
Adam Bratton	10	13	181	13.9	0	34	18.1
Joe Marianacci	10	8	74	9.2	0	18	7.4
John Taylor	7	8	60	7.5	0	18	8.6
D.J. McAulay	9	2	49	24.5	0	39	5.4
Matt Otey	10	2	5	2.5	2	3	0.5
Tony Viola	11	1	18	18.0	1	18	1.6
Total.....	11	201	2406	12.0	19	49	218.7
Opponents.....	11	206	2462	12.0	14	70	223.8

PUNT RETURNS	No.	Yds	Avg	TD	Long
Josh Lustig	17	108	6.4	0	21
Leonard Muldrow	1	32	32.0	0	0
Brandon Burrow	1	30	30.0	0	0
Total.....	19	170	8.9	0	21
Opponents.....	21	155	7.4	0	25

INTERCEPTIONS	No.	Yds	Avg	TD	Long
Stephen Cason	4	82	20.5	1	57
Jonathan Shaw	3	34	11.3	0	22
James Miller	2	80	40.0	1	80
Ryan Nickell	2	100	50.0	1	72
Kevin Allen	2	23	11.5	0	23
Jerome Griffin	1	0	0.0	0	0
Richard Riley	1	-5	-5.0	0	0
Derek Cox	1	19	19.0	0	19
TJ O'Neill	1	0	0.0	0	1
Josh Rutter	1	0	0.0	0	0
Trevor McLaurin	1	14	14.0	1	14
Total.....	19	347	18.3	4	80
Opponents.....	9	49	5.4	1	27

KICK RETURNS	No.	Yds	Avg	TD	Long
Stephen Cason	20	453	22.6	1	92
DeBrian Holmes	10	185	18.5	0	24
Tony Viola	6	56	9.3	0	17
Michael Pigram	3	30	10.0	0	11
James Miller	2	63	31.5	0	33
Josh Lustig	2	49	24.5	0	35
Matt Trinkle	1	6	6.0	0	6
Adam Bratton	1	4	4.0	0	4
Matt Otey	1	0	0.0	0	0
Graham Falbo	1	0	0.0	0	0
Total.....	47	846	18.0	1	92
Opponents.....	54	1088	20.1	0	53

FUMBLE RETURNS	No.	Yds	Avg	TD	Long
Total.....	0	0	0.0	0	0
Opponents.....	4	84	21.0	1	70

2005 William and Mary Football
William and Mary Overall Individual Statistics (as of Nov 20, 2005)
All games

SCORING	----- PATS -----										TOTAL OFFENSE	G	Plays	Rush	Pass	Total	Avg/G
	TD	FGs	Kick	Rush	Rcv	Pass	DXP	Saf	Points								
Greg Kuehn	0	13-22	43-44	0-0	0	0-0	0	0	0	82	Jacob Phillips	10	263	183	1564	1747	174.7
Elijah Brooks	11	0-0	0-0	0-0	0	0-0	0	0	0	66	Elijah Brooks	11	207	944	0	944	85.8
Jacob Phillips	8	0-0	0-0	0-1	0	0-0	0	0	0	48	Mike Potts	7	145	-36	842	806	115.1
Joe Nicholas	5	0-0	0-0	0-0	0	0-0	0	0	0	30	DeBrian Holmes	11	56	304	0	304	27.6
Elliott Mack	4	0-0	0-0	0-0	0	0-0	0	0	0	24	Tony Viola	11	30	183	0	183	16.6
Josh Lustig	3	0-0	0-0	0-0	0	0-0	0	0	0	18	Joe Marianacci	10	6	68	0	68	6.8
Matt Otey	3	0-0	0-0	0-0	0	0-0	0	0	0	18	Trevor McLaurin	11	9	64	0	64	5.8
Tony Viola	2	0-0	0-0	0-0	0	0-0	0	0	0	12	Delmus Coley	2	10	41	0	41	20.5
Trevor McLaurin	2	0-0	0-0	0-0	0	0-0	0	0	0	12	Elliott Mack	10	2	21	0	21	2.1
DeBrian Holmes	2	0-0	0-0	0-0	0	0-0	0	0	0	12	Chris.Taylor	10	1	4	0	4	0.4
Stephen Cason	2	0-0	0-0	0-0	0	0-0	0	0	0	12	Joe Nicholas	10	1	-3	0	-3	-0.3
Chris.Taylor	1	0-0	0-0	0-0	0	0-0	0	0	0	6	D.J. McAulay	9	1	-4	0	-4	-0.4
James Miller	1	0-0	0-0	0-0	0	0-0	0	0	0	6	TEAM	5	5	-17	0	-17	-3.4
Ryan Nickell	1	0-0	0-0	0-0	0	0-0	0	0	0	6	Total.....	11	736	1752	2406	4158	378.0
Matt Trinkle	1	0-0	0-0	0-0	0	0-0	0	0	0	6	Opponents.....	11	782	1810	2462	4272	388.4
Total.....	46	13-22	43-44	0-1	0	0-0	0	0	0	358							
Opponents.....	37	9-11	32-34	0-0	0	0-3	0	1	283								

FIELD GOALS	FGM-FGA	Pct	01-19	20-29	30-39	40-49	50-99	Lg	Blk	PUNTING	No.	Yds	Avg	Long	TB	FC	I20	Blkd
Greg Kuehn	13-22	59.1	0-0	2-4	7-13	3-4	1-1	51	1	Blair Pritchard	45	1775	39.4	64	2	6	13	0
										Corey Davis	2	64	32.0	38	0	0	0	0
										Total.....	47	1839	39.1	64	2	6	13	0
										Opponents.....	55	1910	34.7	60	2	17	14	3

FG SEQUENCE	William and Mary	OPPONENTS
Marshall	(47)	(28),52
VMI	(26),(39)	-
Rhode Island	(51),(35),(31)	-
Liberty	39	-
New Hampshire	28	(33)
Northeastern	(33),36	(26),31,(20)
Towson	(44),(48),(39)	(30),(26)
Villanova	39,39	-
James Madison	(30),(26),(33)	(44)
DELAWARE	27,35,46	-
Richmond	37	(29),(35)

KICKOFFS	No.	Yds	Avg	TB	OB
Greg Kuehn	66	3815	57.8	8	5
Total.....	66	3815	57.8	8	5
Opponents.....	53	2842	53.6	4	2

Numbers in (parentheses) indicate field goal was made.

2005 William and Mary Football
 William and Mary Overall Individual Statistics (as of Nov 20, 2005)
 All games

ALL PURPOSE	G	Rush	Rec	PR	KOR	IR	Tot	Avg/G
Elijah Brooks	11	944	168	0	0	0	1112	101.1
Joe Nicholas	10	-3	731	0	0	0	728	72.8
Josh Lustig	11	0	480	108	49	0	637	57.9
DeBrian Holmes	11	304	121	0	185	0	610	55.5
Stephen Cason	11	0	0	0	453	82	535	48.6
Elliott Mack	10	21	371	0	0	0	392	39.2
Tony Viola	11	183	18	0	56	0	257	23.4
Adam Bratton	10	0	181	0	4	0	185	18.5
Jacob Phillips	10	183	0	0	0	0	183	18.3
Matt Trinkle	11	0	148	0	6	0	154	14.0
James Miller	11	0	0	0	63	80	143	13.0
Joe Marianacci	10	68	74	0	0	0	142	14.2
Ryan Nickell	11	0	0	0	0	100	100	9.1
Trevor McLaurin	11	64	0	0	0	14	78	7.1
John Taylor	7	0	60	0	0	0	60	8.6
D.J. McAulay	9	-4	49	0	0	0	45	5.0
Delmus Coley	2	41	0	0	0	0	41	20.5
Jonathan Shaw	11	0	0	0	0	34	34	3.1
Leonard Muldrow	7	0	0	32	0	0	32	4.6
Brandon Burrow	11	0	0	30	0	0	30	2.7
Michael Pigram	10	0	0	0	30	0	30	3.0
Kevin Allen	10	0	0	0	0	23	23	2.3
Derek Cox	10	0	0	0	0	19	19	1.9
Matt Otey	10	0	5	0	0	0	5	0.5
Chris.Taylor	10	4	0	0	0	0	4	0.4
Richard Riley	11	0	0	0	0	-5	-5	-0.5
TEAM	5	-17	0	0	0	0	-17	-3.4
Mike Potts	7	-36	0	0	0	0	-36	-5.1
Total.....	11	1752	2406	170	846	347	5521	501.9
Opponents.....	11	1810	2462	155	1088	49	5564	505.8

2005 William and Mary Football
 William and Mary Overall Defensive Statistics (as of Nov 20, 2005)
 All games

DEFENSIVE LEADERS	GP	-----Tackles-----			TFL/Yds	-Sacks-	---Pass Def---			-Fumbles-	Blkd		
		Solo	Ast	Total			No-Yds	Int-Yds	BrUp		QBH	Rcv-Yds	FF
44 Josh Rutter	11	44	65	109	6.5-6	.	1-0	1	.	2-0	.	.	.
35 Jonathan Shaw	11	39	42	81	3.5-10	.	3-34	4	.	3-0	.	.	.
55 Ryan Nickell	11	35	43	78	5.5-20	2.0-11	2-100	2	.	1-0	2	.	.
21 James Miller	11	33	42	75	2.5-2	.	2-80	4
22 Stephen Cason	11	37	28	65	1.5-9	0.5-8	4-82	5
93 Jonas Watson	11	19	31	50	11.0-44	6.0-36	.	.	1	.	2	.	.
39 TJ O'Neill	11	20	28	48	1.5-3	.	1-0	3
94 Josh Wright	11	21	23	44	5.0-22	1.0-7	.	1	2
97 Adam O'Connor	11	13	23	36	5.5-26	2.5-18	.	1	3	1-0	2	.	.
77 Bri.Williamson	11	11	22	33	3.5-11	1.0-9	.	1
58 Larry Pendleton	11	8	24	32	2	1	.
34 Thad Wheeler	8	7	24	31	1.5-5	1.0-4
8 Alan Wheeling	11	17	10	27
23 Trevor McLaurin	11	10	11	21	0.5-1	.	1-14
13 David Page	11	15	4	19	1	.	.
95 Jerome Griffin	11	3	16	19	2.0-7	1.5-7	1-0	3	2	.	1	.	.
37 Derek Cox	10	12	7	19	.	.	1-19	1	.	.	1	1	.
24 Richard Riley	11	9	7	16	1.0-3	.	1--5	3
48 Michael Pigram	10	7	7	14	1-0	.	.	.
36 Kevin Allen	10	7	5	12	.	.	2-23	1
29 Zachary Stout	10	6	6	12
6 Brandon Burrow	11	4	6	10	1	.
57 Brian Neely	10	3	6	9
69 Will. Turner	11	5	4	9
99 Josh Larkins	4	1	6	7	0.5-1
50 Todd Reyher	10	.	5	5	.	.	.	2
74 Brandon Pugh	4	.	5	5	0.5-1	0.5-1
47 D.J. McAulay	9	1	3	4
4 Leonard Muldrow	7	2	2	4	1	.
92 Ryan Jones	1	.	3	3	1.0-1	1.0-1
25 Greg Kuehn	11	2	1	3
85 Matt Trinkle	11	2	1	3
11 John Taylor	7	1	1	2
33 Josh Lustig	11	2	.	2
9 Elijah Brooks	11	2	.	2
83 Jordan Troester	10	1	.	1
91 Blair Pritchard	9	1	.	1
2 Elliott Mack	10	1	.	1
86 Drew Atchison	4	.	1	1
Total.....	11	401	512	913	53-172	17-102	19-347	32	8	8-0	11	4	.
Opponents.....	11	412	396	808	54-216	24-137	9-49	38	11	10-84	12	1	1