



WILLIAM & MARY

GAME 2: MAINE • Saturday, Sept. 16, 2006 • 7 p.m. • Zable Stadium at Cary Field • Williamsburg, Va.



Game Day Information

WILLIAM AND MARY "TRIBE" (0-1, 0-0 A-10) vs. MAINE "BLACK BEARS" (0-1, 0-0 A-10)

Kickoff: 7 p.m., Saturday, Sept. 16, 2006

Site: Zable Stadium at Cary Field (12,259, FieldTurf)

TV: none

Radio: 6 p.m. - The Tribe Football Radio Network will broadcast today's game across the Commonwealth of Virginia. The veteran broadcast duo of Jay Colley (play-by-play) and Bob Sheeran (color) will call the action. For a complete listing of the Tribe Football Radio Network, see the next page.

All-Time Series: W&M leads 5-1* (See page four)

Last Meeting: Maine won, 27-14, on Sept. 7, 2002 in Orono.

First and 10

After a bye week, William and Mary returns to action on Saturday night, opening its Atlantic 10 conference schedule at home against Maine. The Tribe, 0-1 on the year after a 27-14 season-opening loss at Division I-A Maryland on Sept. 2, will be hosting its first conference opener since 1995. W&M leads the all-time series with Maine, 5-1, although the Black Bears were awarded their second victory in the series in 2003, when a scheduled meeting between the teams in Williamsburg was cancelled after Hurricane Isabel came through town. The game was declared a "no contest" for the College. Maine, which opened the 2006 season with a 34-14 loss at No. 7 Youngstown State on Saturday, will be seeking its first victory in Williamsburg, on the field, after falling in its previous three visits. W&M won the first five meetings in the series that dates back to 1993, but the Black Bears won the last game played in the rivalry, a 27-14 victory in Orono back in 2002. Maine will also be the first opponent, other than James Madison, to face the Tribe under the lights at Zable Stadium, and the Black Bears' visit marks the first of three-straight home games for the College. The last time W&M played three-consecutive home contests in the regular season was in 1996.

2006 Tribe's Schedule

Date	Opponent	Score/Time
Sept. 2	at Maryland	L/27-14
Sept. 16	MAINE*	7:00 p.m.
Sept. 23	VMI	7:00 p.m.
Sept. 30	HOFSTRA*	1:00 p.m.
Oct. 7	at Massachusetts*	1:00 p.m.
Oct. 14	at Liberty	1:00 p.m.
Oct. 21	at James Madison*	3:00 p.m.
Oct. 28	VILLANOVA*	1:00 p.m.
Nov. 4	at Towson*	1:00 p.m.
Nov. 11	at Delaware*	1:00 p.m.
Nov. 18	RICHMOND*	1:00 p.m.

*A-10 conference game

2006 Black Bears' Schedule

Date	Opponent	Score/Time
Sept. 9	at Youngstown State	L/34-14
Sept. 16	at William and Mary*	7:00 p.m.
Sept. 23	SHAW	2:00 p.m.
Sept. 30	at Boston College	1:00 p.m.
Oct. 7	at Towson*	3:00 p.m.
Oct. 14	VILLANOVA*	2:00 p.m.
Oct. 21	HOFSTRA*	2:00 p.m.
Oct. 28	at Rhode Island*	12:00 p.m.
Nov. 4	NORTHEASTERN*	12:00 p.m.
Nov. 11	at Massachusetts*	12:00 p.m.
Nov. 18	NEW HAMPSHIRE*	12:00 p.m.

*A-10 conference game

The Coaches

Jimmye Laycock

Alma Mater, Year: William and Mary, 1970
 W&M Record: 175-120-2 (27th season)
 Career Record: Same
 Career vs. UM: 5-1

Jack Cosgrove

Alma Mater, Year: Maine, 1978
 UM Record: 70-79 (14th season)
 Career Record: Same
 Career vs. W&M: 2-5

In The Spotlight



**#8, ALAN WHEELING
SENIOR, DEFENSIVE BACK**

Senior Alan Wheeling is this week's featured student-athlete "In The Spotlight". (Page 14)

Table of Contents

Media Information	2
W&M Football Radio Network.....	2
W&M Sports Information Staff.....	2
Projected Depth Charts	3
Tale of the Tape	3
This Week's Opponent: Maine.....	4
W&M Football Quick Facts.....	4
W&M Football Game Notes	5
The Tribe in 2006.....	5
Scouting the 2006 Opponents.....	5
Atlantic 10 Information.....	6-7
Tribe Football Record Watch	8
I-AA National Rankings	9
Tribe Football Honor Roll.....	10-11
Head Coach Jimmye Laycock	12
The Laycock Football Center	13
In The Spotlight: Alan Wheeling.....	14
W&M Football Rosters.....	15-16
Game-by-Game Starters	17
Tribe in the Red Zone.....	17
W&M Single-Game Highs	18
Opponent Single-Game Highs.....	19
Long Plays of the Season.....	19
Top Offensive Performances	20
Scoring Drives Chart.....	21
The Last Time It Happened	22
W&M Single-Game Records	23
Game-by-Game Results	24
Quarterback Club Players of the Week.....	25
2006 Statistics.....	26



For The Media

W&M Media Relations Staff

Pete Clawson (Primary Football Contact)
Assistant A.D., Media Relations
(O) 757-221-3369 (E) pmclaw@wm.edu

Mark Hoskins (Secondary Football Contact)
Assistant to the Director
(O) 757-221-3344 (E) mjhosk@wm.edu

Kris Sears (Associate SID)
(O) 757-221-3368 (E) kasear@wm.edu

Rob Turner (Associate SID)
(O) 757-221-3370 (E) rrturn@wm.edu

Jake Skipper (Intern)
(O) 757-221-3344 (E) jskip@wm.edu

Zable Stadium Press Box Phone: 757-221-3414

Sports Information Fax: 757-221-3412

Web Site: www.TribeAthletics.com

Mailing Address:

P.O. Box 399
Williamsburg, VA 23187

Weekly Atlantic 10 Coaches Call

Every Monday from Aug.28-Nov. 20, the Atlantic 10 will conduct a teleconference from 10:00-12:10pm (eastern time) with each of its head football coaches. Each coach will have a 10-minute slot to discuss his team and answer questions from the media. Members of the media are strongly encouraged to participate in the questioning. For the access number, contact Pete Clawson or Stephen Haug in the Atlantic 10 communications office at (215) 545-6678.

10:00 Atlantic 10 update
10:10 Dave Clawson, Richmond
10:20 Jimmye Laycock, William & Mary
10:30 Andy Talley, Villanova
10:40 Rocky Hager, Northeastern
10:50 Mickey Matthews, James Madison
11:00 Jack Cosgrove, Maine
11:10 Don Brown, Massachusetts
11:20 Tim Stowers, Rhode Island
11:30 K.C. Keeler, Delaware
11:40 Sean McDonnell, New Hampshire
11:50 Dave Cohen, Hofstra
12:00 Gordy Combs, Towson

A-10 Press Box Phone Numbers

Delaware	302-831-6199/302-831-2186
Hofstra	516-463-5247
James Madison	540-568-6521
Maine	207-581-1049
Massachusetts	413-545-3550
New Hampshire	603-862-2585
Northeastern	617-566-5956
Rhode Island	401-874-4616
Richmond	804-355-6110
Towson	410-704-3102
Villanova	610-519-5290

Interviews

All requests for interviews must be directed through the Sports Information Office. Players are available Monday morning until noon Thursday. Please call either Pete Clawson, or Mark Hoskins, with interview requests.

Weekly Press Conference

A press conference with head coach Jimmye Laycock will be held every Tuesday at noon at the Hospitality House in Williamsburg. Lunch is served around noon, followed by opening remarks and a question and answer session with Coach Laycock. Interviews with selected players will follow the luncheon. Please confirm your attendance with Pete Clawson in the Sports Information Office at least 24 hours in advance.

Game Credentials

Please make all press and photo requests at least one week in advance. Tickets and parking passes can be mailed with one week's notice. If not, tickets can be picked up, with proper credentials, at the Will Call Window at Zable Stadium on the morning of the game.

Press Parking

Parking for members of the working press is available just southeast of Zable Stadium in front of the University Center. Parking is limited and media members are encouraged to arrive early.

Photographers

Please observe the NCAA rules, which prohibit photographers between the 25 yard lines.

Press Box Services

Located atop the East grandstand of Zable Stadium at Cary field, the press box officially opens two hours prior to kickoff. Pregame notes, flip cards and programs will be available prior to the start. Complete halftime statistics, as well as final team and individual statistics, are available immediately following the game.

Radio

Visiting radio lines may be rented through the Sports Information Office at a cost of \$75 per line. The radio booth for the visiting team is located at the south end of the press box on the lower level. Radio stations should make arrangements with the Sports Information Office at least a month in advance. Requests for the line will be honored on a first-come, first-served basis.

Visiting Film Crews

Space will be allotted in the West Press Box for film and video crews of visiting teams' coaches' shows. We will provide two spots per team.

Post-Game Procedures

Head coach Jimmye Laycock and the visiting coach will be available about 10 minutes after the game in an interview area located directly below the press box. Individual W&M players' names should be given to Pete Clawson during the fourth quarter and they will be made available in the interview room.

The William and Mary Football Radio Network

The W&M Athletics Department announced a new partnership for the Tribe Radio Network. The Notice of Intent to Award issued by the College designates two local stations, 92.3 FM "The Tide" and 107.9 FM "WBACH", as the network's Co-Flagships for the coming athletics season.

"We are extremely excited to be teaming up with Tribe Athletics," said Tom Davis, the President of Davis Media LLC. "We look forward to enhancing the broadcasts and broadening the reach of the games to the many fans throughout Tidewater Virginia."

The new partnership provides the College with solid coverage of the peninsula, as the station's combined footprint reaches from eastern areas of Richmond to the western parts of Norfolk. Tribe fans in Richmond will also be able to catch the action on 1450AM WCLM, which returns for its second season as an affiliate. Also, as usual, long-standing network member WBRG, AM 1050 of Lynchburg is back to carry all the action for 2006.

In addition to the radio coverage, all broadcasts can be heard live on the web at www.TribeAthletics.com.

Despite the new locations on the dial, the College's long-standing broadcast team of team of Jay Colley and Bob Sheeran remain in place to deliver all the action of Tribe football over the airwaves.

William and Mary Radio Network Affiliates

"The Tide"	92.3 FM	Williamsburg
WBACH	107.9 FM	Williamsburg
WBRG	1050 AM	Lynchburg
WCLM	1450 AM	Richmond





Depth Charts

Tribe Offense Depth Chart

Pos.	No.	Name	Elg.	Ht.	Wt.	Note
WR	2	Elliott Mack	SO	6-0	195	Five catches at Maryland, including 9-yard TD rec.
	4	D.J. McAulay	SO	5-11	180	Career-highs in catches (5) and yards (82) at MD
LT	67	Brent Cochran	JR	6-5	300	Started final nine games of 2005 season
	78	Chris Ilardo	RF	6-3	316	Red-shirted last year
LG	72	Justin Oliver	JR	6-4	295	Made first career start at Maryland
	56	C.J. Muse	RF	6-4	305	Member of travel squad as true freshman last year
C	68	Cody Morris	SR	6-4	285	Played first career game at center vs. Maryland
	51	Tim Kelley	JR	6-2	316	Reliable back-up in second season after transfer
RG	53	Luke Hiteshew	SO	6-1	295	Made first career start at Maryland
	75	Eric O'Brien	SO	6-1	270	Moved to offense during spring practice season
RT	71	Brad Stewart	JR	6-3	300	Started every game last season at right tackle
	79	Michael Grant	SO	6-5	300	Reserve tackle, saw game action on special teams
TE	85	Matt Trinkle	SR	6-5	260	One catch for 12 yards in opener at Maryland
	86	Drew Atchison	JR	6-7	250	One catch for 10 yards at Maryland
WR	27	Joe Nicholas	JR	6-3	210	Four catches for 46 yards at MD, including 22-yarder
	16	R.J. Archer	RF	6-2	205	Recorded first two-career receptions at Maryland
QB	18	Jake Phillips	SO	6-3	225	Passed for 127 yards and a touchdown at Maryland
	10	Mike Potts	JR	6-4	220	Completed 9 of 10 attempts in fourth quarter at MD
TB	9	Elijah Brooks	SR	5-9	215	Led Tribe rushing at MD with 62 yards on 17 attempts
	28	DeBrihan Holmes	SO	5-9	185	Gained 10 yards on three att., three receptions at MD
FB	46	Matt Otey	JR	5-11	230	Three TD catches on four career receptions
	49	Raphael Bynum	RF	5-9	225	First full season on offense after moving from LB

Tribe Defense Depth Chart

Pos.	No.	Name	Elg.	Ht.	Wt.	Note
DE	97	Adrian Tracy	RF	6-4	235	Five tackles, including solo TFL, in first start at MD
	39	T.J. O'Neill	JR	6-1	241	Saw first action at DE at Maryland, recorded 5 tackles
DT	77	Brian Williamson	SR	6-3	290	Two-year starter coming off career-high 33 tackles
	96	Daniel Pulley	RF	6-3	265	Young, hard worker looking for spot in DT rotation
DT	95	Cortenous Herbert	RF	6-3	260	One solo tackle in first start at Maryland
	99	Josh Larkins	SO	6-2	320	Saw game action in 2005 with seven tackles
DE	94	Josh Wright	SR	6-3	245	Recovered two Maryland fumbles with two solo stops
	92	Ryan Jones	JR	6-3	260	Reliable veteran who has seen game action
ILB	44	Josh Rutter	SO	6-3	230	Seven total tackles at Maryland
	35	Ryan Horvath	JR	6-1	235	Travel party member at Maryland
OLB	21	Michael Pigram	SO	5-10	218	One solo tackle for loss at Maryland
	40	Chris Ndubueze	SR	6-1	230	Two tackles in first action since 2004 at Maryland
OLB	23	Trevor McLaurin	SR	5-11	236	Three tackles, including two solos, at Maryland
	52	Travis McLaurin	SR	5-11	240	Two assists in first action since 2004 at Maryland
CB	24	Richard Riley	SR	6-2	190	Three solo stops, including one for a 4-yard loss at MD
	31	Max Harris	FR	5-10	175	True freshman was on the travel squad for MD
SS	36	Kevin Allen	SO	6-3	205	Recorded third career INT at Maryland, with eight TT
	41	Sheldon Alexander	RF	6-1	205	Made first career start at Maryland; One solo tackle
FS	8	Alan Wheeling	SR	5-9	180	Six total stops, including four solos in first start at FS
	22	David Houff	SO	6-1	185	Broke team's vertical jump record (40.5") in offseason
CB	37	Derek Cox	SO	6-1	185	Three PBUs, recovered a fumble at Maryland
	19	David Caldwell	FR	5-11	200	Four total tackles in first collegiate game

Tribe Special Teams Depth Chart

Pos.	No.	Name	Elg.	Ht.	Wt.	Note
PK/KO	91	Blair Pritchard	SR	5-11	235	Converted first two extra point tries of career at MD
	87	David Miller	FR	6-0	170	True freshman, Top-60 recruit in VA by <i>Roanoke Times</i>
P	91	Blair Pritchard	SR	5-11	235	Punted eight times for 267 yards, 33.4 avg. at MD
	15	Corey Davis	SR	6-1	200	Attempted Tribe's first punt at MD for 36 yards
HO	14	Christian Taylor	SR	6-3	205	Reliable holder on all of team's place-kicks in '05
	16	R.J. Archer	RF	6-2	195	Directed scout team offense in 2005
LS	94	Josh Wright	SR	6-3	245	Reliable veteran on special teams past two seasons
	75	Eric O'Brien	SO	6-1	270	Will serve as back-up snapper in '06
KR	28	DeBrihan Holmes	SO	5-9	180	Special teams player of the week; four KOR for 90 yds
	9	Elijah Brooks	SR	5-9	210	Led team with 1112 all-purpose yards in 2005
PR	37	Derek Cox	SO	6-1	185	Team's only punt return at MD went for 15 yards
	8	Alan Wheeling	SR	5-9	180	Sure-handed veteran in first year as returner

Maine Offense Depth Chart

WR	83	Landis Williams	FR	5-10	175
	81	Steve Williams	SR	6-2	210
LT	58	Shawn Demaray	JR	6-2	267
	76	Alexander Batanian	FR	6-4	277
LG	65	Justin Roberts	Sr	6-3	270
	50	Matthew Barber	FR	6-6	285
C	55	Ryan Canary	SO	6-2	266
	53	Jacob Folz	JR	6-2	263
RG	75	Christopher Arnao	SO	6-7	311
	71	Markell Watson	FR	6-3	300
RT	73	Jake Queener	RF	6-5	280
	63	Christopher Parcels	SO	6-4	270
TE	80	Matthew Mulligan	JR	6-5	251
	18	Anthony Cotrone	JR	6-2	258
WR	8	Manzi Pierre	SO	6-0	185
	6	Kenneth Fersner	SO	6-0	194
QB	12	Ron Whitcomb	SR	6-2	208
	15	Michael Brusko	RF	6-2	216
or	14	Adam Farkes	FR	6-2	184
FB	18	Anthony Cotrone	JR	6-2	258
	40	Kenneth Henry	SR	6-2	251
TB	2	Arel Gordon	SR	5-9	179
	10	Julian Glenn	RF	6-5	208

Maine Defense Depth Chart

DE	9	Matt King	SR	5-11	185
	48	Derek Runnells	SO	6-2	223
NT	90	Mike DeVito	SR	6-3	298
	91	Reggie Paramoure	JR	6-2	275
DT	96	Bruno Dorismond	JR	6-4	291
	99	Bryan Grier	JR	6-1	342
DE	98	Patrick McCrossan	JR	6-4	243
	41	Joshua Caldwell	JR	6-2	239
LB	32	John Wormuth	JR	6-2	223
	30	Sean Wasson	So	6-1	224
LB	47	Andrew Downey	SO	6-1	233
	42	Robert Admire	RF	6-1	226
LB	52	Jovan Belcher	SO	6-2	219
	37	Jamaal Forman	JR	6-1	197
CB	22	Lionel Nixon	SO	5-11	168
	3	Lamir Whetstone	SO	6-0	178
SS	4	Darren Stone	SR	6-3	221
	23	Alex Goyins	SR	6-0	206
FS	28	Jonathan Calderon	SO	5-10	184
	31	Joe Vanidestine	SR	5-11	185
CB	27	Manauris Arias	SR	5-8	175
	20	Steven Barker	RF	5-9	187

Maine Special Teams Depth Chart

P	17	Kash Kiefer	SO	5-11	185
	47	Andrew Downey	SO	6-1	233
PK	13	Bobby Donnelly	JR	6-1	191
	16	Luigi Sebastiana	FR	5-11	175
KR	3	Lamir Whetstone	SO	6-0	178
	27	Manauris Arias	SR	5-8	175
PR	27	Manauris Arias	SR	5-8	175
	3	Lamir Whetstone	SO	6-0	178
LS	63	Christopher Parcels	SO	6-4	270
H	15	Michael Brusko	RF	6-2	216

Tale of the Tape

Tribe vs. Black Bears			
Pos.	W&M	Maine	Pos.
WR & TE	6-3/222	5-11/187	DB
OF Backs	6-0/223	6-2/225	LB
OL & TE	6-3/289	6-4/269	DL
DL	6-3/258	6-4/275	OL/TE
LB	6-1/228	6-0/215	OF Backs
DB	6-0/190	6-1/204	WR/TE

* Averages reflect those of starters only.

This Week's Opponent




All-Time Series With Maine

Series Record: W&M leads, 5-1*
 Series Record in Williamsburg: W&M leads, 3-0
 Series Record in Orono: W&M leads, 2-1
 Series Record at Neutral Site: n/a
 First Meeting: Nov. 6, 1993, W&M won 47-23

Series Record: W&M leads, 5-1^

Year	Date	Result	UM Score	W&M Score	Location
1993	Nov. 6	Won	23	47	Orono, ME
1994	Nov. 5	Won	0	17	Williamsburg
1999	Oct. 30	Won	13	37	Williamsburg
2000	Sept. 30	Won	28	31	Orono, ME
2001	Oct. 27	Won	20	42	Williamsburg
2002	Sept. 7	Lost	27	14	Orono, ME
2003	Sept. 27	Cancelled			^ Resulted in win for Maine, no contest for W&M



Maine Series Notes

Long Layoff

Only one player on the current Tribe roster, senior linebacker Travis McLaurin, has taken the field against a University of Maine squad. The last scheduled game between the two schools, Sept. 27, 2003, was cancelled due to the damage Hurricane Isabel caused in the Williamsburg area.

The 2003 cancellation resulted in a great trivia question, as the Black Bears were awarded a win, while the Tribe was allowed to consider the game a no contest and thus only played a 10-game schedule.

Check the Calendar

Though the series history between the two schools is only six games long, dating back to 1993, Saturday evening's contest will be the earliest a Black Bear team has made a visit to Williamsburg.

In fact, Maine's last three visits to the Colonial Capital have come during the Tribe's Homecoming weekend (1994, 1999 and 2001), all three visits resulted in victories for W&M.

Check the Mileage

With Williamsburg located slightly farther south than Richmond, Saturday's game also marks a meeting between the two Atlantic 10 schools that are located the farthest apart from each other, geographically speaking. According to the web site MapQuest.com, the trip from Orono to Williamsburg is a mere 840 miles.

The Last Meeting

Behind all-conference performers Jake Eaton and Marcus Williams, Maine jumped out to a 24-0 halftime lead and piled up 370 yards of total offense, including 242 on the ground, to defeat William and Mary, 27-14, in Orono back in 2002.

Williams rushed for 135 yards and a pair of first-half touchdowns, while Eaton also eclipsed the 100-yard mark on the ground with 106 and threw for 128 yards on 15-for-25 passing. Maine, which advanced to the NCAA I-AA Quarterfinals that year, also had a strong defensive effort against the Tribe, registering five sacks in the contest and limiting W&M to just 70 yards of total offense in a one-sided opening half.

W&M turned it around in the second half, holding Maine to only a field goal, while former all-conference quarterback Dave Corley threw a pair of touchdown passes, but the Tribe couldn't climb out of the 24-point hole.

Corley completed 18-of-37 attempts for 192 yards, including touchdown passes of four and 11 yards to Danny Wade and Stephen Hargrove, respectively.

Hargrove paced the Tribe ground game with 32 yards rushing on seven attempts and added four catches for 24 yards.

Wade recorded five receptions for 59 yards and All-American wide receiver Rich Musinski added four catches for 36 yards.



All-conference quarterback Dave Corley threw for 192 yards and a pair of second-half touchdowns against Maine in 2002.

	1	2	3	4	Final
William and Mary	0	0	7	7	14
Maine	7	17	3	0	27

How They Stack Up

Category	W&M (A-10)	UM (A-10)
Scoring Offense	14.0 (8)	14.0 (8)
Rushing Offense	84.0 (10)	✓ 124.0 (6)
Passing Offense	226.0 (3) ✓	114.0 (10)
Had Intercepted	0 (1) ✓	1 (5)
Total Offense	310.0 (5) ✓	238.0 (11)
Turnover Margin	4.00 (1) ✓	0.00 (7)
3rd Down Effici.	26.7 (10)	✓ 28.6 (9)
Scoring Defense	27.0 (8) ✓	34.0 (12)
Rushing Defense	213.0 (11)	✓ 141.0 (5)
Passing Defense	153.0 (7) ✓	178.0 (10)
Total Defense	366.0 (12)	✓ 319.0 (8)
Net Punting	26.6 (11)	✓ 38.7 (3)
Penalties	15.0 (1) ✓	81.0 (12)

Team Leaders

William and Mary

Rushing: Brooks (17 att., 62 yds, 3.6 avg., 62.0 /g)
Passing: Phillips (31-16-0, 127 yds, TD, 127.0 /g)
Receiving: McAulay (5 rec., 82 yds, 16.4 avg., TD, 82.0 /g)
Punt Ret: Cox (1 for 15 yards, 15.0 avg.)
Kick Ret: Holmes (4 for 90 yds, 22.5 avg., 32 long)
Kicking: Pritchard (2-2 XP)
Punting: Pritchard (33.4 avg., 48 long, 1 Inside-20)
Tackles: Allen (8 total, 5 solo)
Sacks: none
TFL: Five players (1.0)
INT: Allen (1)
PBU: Cox (3)

Maine

Rushing: Gordon (15 att., 139 yds, 9.3 avg., TD, 139.0 /g)
Passing: Whitcomb (17-11-1, 114 yds, TD, 114.0 /g)
Receiving: Gordon (4 rec., 63 yds, 15.8 avg., 63.0 /g)
Punt Ret: Arias (1 for -4 yards, -4.0 avg.)
Kick Ret: Arias (4 for 49 yds, 12.2 avg., 17 long)
Kicking: McNeill (2-2 PAT)
Punting: Kiefer (38.7 avg., 49 long, 1 Inside-20)
Tackles: Calderon (11 total, 7 solo)
Sacks: DiVito, King (1.0)
TFL: McCrossan (2.0 for 4 yards)
INT: Nixon, Stone (1)
PBU: Arias (1)

Tribe Quick Facts

Location: Williamsburg, Va.
 Founded: 1693
 Enrollment: 5,700
 Colors: Green, Gold and Silver
 President: Gene R. Nichol
 Athletics Director: Terry Driscoll
 Stadium: Walter J. Zable Stadium at Cary Field
 Conference: Atlantic 10 Football Conference
 First Season: 1893
 All-Time Record: 509-492-41
 2005 Record: 5-6 (3-5 A-10)

Black Bear Quick Facts

Location: Orono, Maine
 Founded: 1865
 Enrollment: 11,400
 Colors: Blue and White
 President: Dr. Robert Kennedy
 Athletics Director: Blake James
 Stadium: Morse Field at Alford Stadium
 Conference: Atlantic 10 Football Conference
 First Season: 1892
 All-Time Record: 459-436-38 (.513)
 2005 Record: 5-6 (3-5 A-10)



Team Notes


Ground Breaking Ceremony for The Laycock Center Friday

Athletics Director Terry Driscoll announced that a special ground breaking ceremony for the state-of-the-art Jimmye Laycock Football Center is scheduled to take place at 5:30 p.m. on Friday Sept. 15 on the future site of project.

The ceremony, which will take place on the northeastern corner of the team's Montgomery Family Practice Field, will be attended by President Gene R. Nichol, Driscoll, head coach Jimmye Laycock and prominent alumni, including Walter J. Zable.

The Jimmye Laycock Football Center will be located at the northwest corner of the stadium on what is now the Tribe's football practice field at a cost of \$11 million. The entire funding of the project will be provided by private gifts. (For more information on the Laycock Center see page 12).

The public is invited to attend the ceremony.



A rendering of the Laycock Football Center. For more information on the facility, see page 12.

Steve Cole To Be Recognized on Saturday

At the end of the first quarter on Saturday, William and Mary Assistant Athletics Director for Health Services Steve Cole will be recognized for his citation as the College/University Athletic Trainer of the Year award by the National Athletic Trainers Association.

Cole, who is in his 23rd year overseeing the Tribe's sports medicine department, was formally recognized for this achievement at the NATA annual meeting back on June 15 in Atlanta.

In 1997, he earned his 25-year membership pin from NATA, and was also recognized for his service to the profession when he received the Athletic Trainer Service Award, one of only three recipients from the Mid-Atlantic Region. In 2000, the College honored Cole for his many years of service to William and Mary with the recognition as an honorary alumnus.

Northern Exposure

Though the sample set is not very large, no team from the A-10's Northern Division has won a September game in Williamsburg in five tries. The last time a team from the Northern Division played in Zable in the month of September was 2001, when a then 20th-ranked New Hampshire team fell to a 22nd-ranked Tribe squad, 38-28.

Did You Know?

Since joining the league in 1993, William and Mary has played a total of 24 Atlantic 10 conference games in September. Remarkably, only six of those September contests have been played in Williamsburg. The Tribe is 5-1 in those contests. The last league foe to visit Zable in September was Delaware in 2002, with the Tribe posting a 45-42 victory over the Blue Hens. The only league foe to win a September game in Williamsburg was James Madison, who spoiled the Tribe's 1995 home opener with a hard-fought 24-17 win.

Overall, W&M is 16-8 in A-10 conference games played in the month of September.

Simple Facts

Last season's sold-out contest vs. James Madison was the first night game played under the College's permanent lighting, which was installed during the summer and early fall of 2005. Prior to that, the only other game played at night inside Zable's venerable confines in the previous 70 years was the historic 2004 NCAA National Semifinal against the same JMU program.

Maine will be the first opponent, other than James Madison, to play under the lights at Zable. The College will be seeking its first night win at Zable Stadium. Overall, the



Assistant Athletics Director Steve Cole will be recognized on Saturday for his citation as the College/University National Athletic Trainer of the Year.

The Tribe in 2006

Overall:	0-1
At home:	0 - 0
Away:	0 - 1
On grass:	0 - 1
On turf:	0 - 0

A-10 overall:	0 - 0
A-10 home:	0 - 0
A-10 road:	0 - 0

By Month:

September:	0 - 1
October:	0 - 0
November:	0 - 0
December:	0 - 0

When scoring first	0 - 0
When opponent scores first	0 - 1
When scoring 30+ points	0 - 0
When scoring less than 30 points	0 - 1
When leading at half	0 - 0
When trailing at half	0 - 1
When tied at half	0 - 0
When leading after 3 qtrs	0 - 0
When trailing after 3 qtrs	0 - 1
When tied after 3 qtrs	0 - 0
When out-passing opponent	0 - 1
When out-rushing opponent	0 - 0
When out-gaining opp. (total off.)	0 - 0
When out-gained by opp.	0 - 1
When leading TOP	0 - 1
When trailing TOP	0 - 0
With an individual 100-yd rusher	0 - 0
With an individual 200-yd passer	0 - 0
With an individual 100-yd receiver	0 - 0
With opponent 100-yd rusher	0 - 0
With opponent 200-yd passer	0 - 0
With opponent 100-yd receiver	0 - 0
When leading turnover ratio	0 - 1
When trailing turnover ratio	0 - 0

Scouting the Opponents

Maryland (2-0), at West Virginia (Thurs.),
Last Week: vs. Middle Tennessee, W/24-10

VMI (1-1), at Richmond, 3 p.m.
Last Week: at Norfolk State, L/32-19

Hofstra (1-1), Open
Last Week: at Marshall, L/54-31

Massachusetts (1-1), at Villanova, 1 p.m.
Last Week: at Navy, L/21-20

Liberty (2-0), at Towson, 6 p.m.
Last Week: vs. Glenville State, W/31-7

James Madison (1-1), Open
Last Week: at Appalachian State, L/21-10

Villanova (0-2), vs. Massachusetts, 1 p.m.
Last Week: vs. Lehigh, L/31-28

Towson (2-0), vs. Liberty, 6 p.m.
Last Week: at Elon, W/24-17

Delaware (1-0), vs. Albany, 7 p.m.
Last Week: vs. West Chester, W/30-7

Richmond (1-0), vs. VMI, 3 p.m.
Last Week: Open

Game Notes

Tribe has lost the last five games it has played under lights, including two at home and three on the road (Marshall, Villanova, Maryland). The last time William and Mary prevailed in a night game was a 41-16 win at Towson in 2004.

Did You Know? II

Maine is the first of three-straight opponents to visit Zable Stadium this September. The last time the College played three-consecutive home contests in the regular season came in 1996, when the squad played Northeastern, Delaware and UMass.

The Tribe swept the three contests on its way to capturing its first of three Atlantic 10 Conference Championships.

The College has not had three-straight September home games since 1993.

Bye(ing) Time

William and Mary Head Coach Jimmye Laycock and his staff have been particularly effective when his teams have had an extra week of preparation. As recently as 2005, the College was able to engineer one of the year's bigger upsets in league play when it defeated then top-ranked New Hampshire, 42-10, coming off a bye.

Overall, during the last 17 years, the Tribe is a sparkling 14-3 coming off a bye week. These numbers improve even more when these games are played in Zable Stadium, where the record is 9-2 after the extra week of practice.

Home At Last

One of the mainstays in early season William and Mary media packets over the recent years has been the fact that the College had opened its conference schedule on the road for an improbable 10-straight seasons coming into 2006. Saturday's contest will finally put that streak to rest and will mark the team's first home conference opener since the 1995 season, when W&M hosted James Madison to start the league schedule.

Other than the 1995 contest, the Tribe's only other home conference opener came in its first season as a league member when it defeated New Hampshire, 27-14, in 1993.

William and Mary is 6-7 overall in conference openers during that same span.

Early Returns

While on the subject of conference openers, the College has averaged nearly nine wins (8.8) over the six seasons it has started the conference slate with a victory. W&M has never failed to win fewer than seven games in a season in which it starts conference play with a victory. All four NCAA playoff appearances since 1993 have come in seasons which have started with a victory in conference play.

Conversely, in the seven seasons W&M has lost its conference opener, the Tribe has averaged just under six wins (5.8) and has never won more than a total of seven games in any of those seasons.

Hard Road Ahead

A quick look at the College's schedule will show that the Tribe is going to face four opponents currently ranked in the SportsNetwork Top 25, including No. 9 UMass, No. 8 Richmond, No. 15 James Madison and No. 11 Delaware.

Of the four ranked opponents, the Tribe will have to face three on the road with the only home date coming against Richmond in the season finale. The last ranked team the College has beaten outside of Zable Stadium was James Madison in 2004, when the Tribe handed a then fourth-ranked Dukies squad a 27-24 defeat in Harrisonburg.



After passing for 127 yards at Maryland, Jake Phillips is seventh in the Atlantic 10 in passing average through two weeks of the season.



Josh Wright comes up with one of his two fumble recoveries in the Tribe's loss at Maryland last week. Wright's two recoveries is the top mark in the A-10.

ATLANTIC 10 FOOTBALL CONFERENCE

South	A-10	Div.	Overall	H	A
Delaware	0-0	0-0	1-0	1-0	0-0
James Madison	0-0	0-0	1-1	1-0	0-1
Richmond	0-0	0-0	1-0	0-0	1-0
Towson	0-0	0-0	2-0	1-0	1-0
Villanova	0-0	0-0	0-2	0-1	0-1
William and Mary	0-0	0-0	0-1	0-0	0-1
North	A-10	Div.	Overall	H	A
Hofstra	0-0	0-0	1-1	0-0	1-1
Maine	0-0	0-0	0-1	0-0	0-1
Massachusetts	0-0	0-0	1-1	1-0	0-1
New Hampshire	0-0	0-0	1-0	0-0	1-0
Northeastern	0-0	0-0	1-1	0-0	1-1
Rhode Island	0-0	0-0	1-1	1-0	0-1

Around the Atlantic 10 This Week

Saturday, Sept. 16

*Massachusetts at Villanova.....	1 p.m.
*Maine at William and Mary.....	7 p.m.
Stony Brook at New Hampshire.....	12 p.m.
VMI at Richmond.....	3 p.m.
Liberty at Towson.....	6 p.m.
Albany at Delaware.....	7 p.m.
Northeastern at North Dakota State.....	7 p.m.

W&M's Atlantic 10 Ranking

Category	Rank	Average/G
Total Offense	5th	310.0
Passing Offense	3rd	226.0
Rushing Offense	10th	84.0
Scoring Offense	8th	14.0
Pass Efficiency	5th	123.4
Third-down Conversion	10th	26.7 (4-15)
Fourth-down Conversion	8th	.000 (0-1)
Red Zone Offense	1st	100.0 (1-1)
Sacks Against	3rd	2
Total Defense	12th	366.0
Passing Defense	7th	153.0
Rushing Defense	11th	213.0
Scoring Defense	8th	27.0
Pass Defense Efficiency	7th	99.3
Sacks	12th	0
Red Zone Defense	10th	.000 (5-5)
Turnover Margin	1st	4.00
Net Punting	11th	26.6
Kickoff Returns	4th	22.5
Punt Returns	3rd	15.0
Kickoff Coverage	2nd	11.7
Penalties	1st	15.0
Field Goals	8th	n/a
Time of Possession	6th	31:27

W&M Individuals in the A-10 Top 10

Category	Player	Rank	AVG/G
Rushing	Brooks	7th	62.0
Passing Average	Phillips	7th	127.0
Pass Efficiency	Potts	1st	206.2
Receptions/Game	Nicholas	4th	5.00
	McAulay	4th	5.00
Receiving Yards/Game	McAulay	2nd	82.0
All Purpose	Holmes	6th	106.0
Total Offense	Phillips	8th	139.0
Scoring	Mack	7th	6.0
	McAulay	7th	6.0
Punt Returns	Cox	3rd	15.0
Kick Returns	Holmes	6th	22.5
Fumbles Recovered	Wright	1st	2
	Cox	4th	1
Interceptions	Allen	1st	1
Passes Defended	Cox	1st	3



ATLANTIC 10 FOOTBALL CONFERENCE

A-10 Predicted Order of Finish

Northern	Southern
1. New Hampshire (22)	1. James Madison (17)
2. Massachusetts (5)	2. Richmond (9)
3. Maine	3. Delaware (1)
4. Hofstra	4. William and Mary
5. Rhode Island	5. Villanova
6. Northeastern	6. Towson

(First place votes)

Last Week's Results

Saturday, Sept. 9

New Hampshire 34, Northwestern 17
 Navy 21, Massachusetts 20
 Towson 24, Elon 17
 Lehigh 31, Villanova 28
 Appalachian State 21, James Madison 10
 Rhode Island 42, Merrimack 7
 Marshall 54, Hofstra 31
 Northeastern 24, Holy Cross 14
 Delaware 30, West Chester 7

Last Week's A-10 Players of the Week

Offense: Ricky Santos, QB, New Hampshire
 Defense: Corey Graham, CB, UNH; James Ihedigbo, SS, UMASS
 Special Teams: Raji El-Amin, PR, Rhode Island
 Rookie: Jared Bradley, RB, Delaware

A-10 in the National Polls

Sports Network (Sept. 11 Poll)

1. New Hampshire
8. Richmond
9. Massachusetts
11. Delaware
15. James Madison

Top 10 Career A-10 Coaching Victories (Through Sept. 9)

1. Bill Bowes (UNH, 1972-98)	97
2. "Tubby" Raymond (UD, 1966-01)	89
3. Andy Talley (VU, 1985-)	83
4. Jimmie Laycock (W&M, 1993-)	68
5. Jim Reid (UMass, 1986-91, UR, 95-03)	61
6. Jack Cosgrove (UM, 1993-)	46
7. Tom Jackson (UC, 1983-93)	42
8. Hal Westerman (UM, 1951-66)	41
Vic Fusia (UMass, 1961-70)	41
10. Bob Griffin (URI, 1976-92)	37

Active A-10 Coaches in Bold

All-Time Conference Standings (Through Sept. 9)

Team	Conf. Record	Pct.
Delaware	111-50-0	.689
William & Mary	68-38-0	.642
Massachusetts	207-120-4	.631
<i>Connecticut</i>	<i>158-115-10</i>	<i>.576</i>
Villanova	83-64-0	.565
James Madison	56-51-0	.523
New Hampshire	170-162-10	.512
Hofstra	21-22-0	.488
<i>Boston U.</i>	<i>143-177-7</i>	<i>.448</i>
Maine	149-187-7	.445
Richmond	68-94-0	.420
Northeastern	42-65-0	.393
Rhode Island	120-220-7	.356
<i>Vermont</i>	<i>27-63-2</i>	<i>.304</i>
Towson	3-13-0	.188

Former members in italics

Jersey Number Changes

Here is a rundown of the returning players who will be sporting different jersey numbers for 2006:

Name	2006 No.	2005 No.
D.J. McAulay	4	47
Michael Pigram	21	48
David Houff	22	80
Chris Ndubueze	40	54 (2004)
Eric O'Brien	75	90
Brian Lanning	80	7
Sean Lissemore	93	72
Cortenus Herbert	95	43
Adrian Tracy	97	66

Team Offensive Notes

Building Blocks

One of the Tribe's biggest question marks coming into the 2006 season was how a young offensive line would come together. Facing an aggressive Maryland defense that threw a variety of blitzes at the College's offensive front, the Tribe allowed only two sacks on the evening. Led by the outstanding play of preseason All-American Cody Morris, the Tribe's front helped power the unit to 310 total yards, including a game-high 226 passing yards.

The game also marked the first career start for Morris at the center position after seeing action in the previous 35 games as a guard.

Tight Fisted

While the defense and special teams units combined to gain four turnovers vs. Maryland on one interception and three fumble recoveries, W&M's offense had no miscues with the football. Last season, the Tribe had only one game (Towson) where it yielded no turnovers.

Wave that Flag

Picking up right where it left off the 2005 season, the Tribe was flagged only twice for 15 yards in the season opener at Maryland. W&M is coming off a year where it was the least penalized team in the A-10 Conference by averaging just 30 yards a game in flags.


30-Something

In the loss at Maryland, the Tribe's quarterbacks attempted a combined 41 passes, completing 25 for 226 yards. Over the past 12 games, since the start of 2005, the College is 1-4 in games in which it has attempted 30, or more, passes. The only win during the stretch came in the double overtime contest at Northeastern.


Streaks and Such

With the 27-14 loss at Maryland, the College comes into Saturday's contest with Maine looking to break its current five game losing streak, which dates back to last season. It is the Tribe's longest losing streak of any kind under Laycock since the team lost the last two games of the 1998 season then dropped the first three of 1999. The College has not lost six straight with Laycock at the helm since it dropped the last three games of the 1980 season and the first four of 1981.

The College ended 2005 by losing its last four conference games. W&M has never dropped five straight conference contests since joining the league in 1993.



Junior guard Justin Oliver, one of two new starters on the offensive line, made his first career start at Maryland.



Sophomore safety Kevin Allen turned in one of the Tribe's four caused turnovers at Maryland, recording a second-quarter interception, the third of his career.

Game Notes

Individual Offensive Notes

Speedy Sophomore

Along with the work of the offensive front, the Tribe's offense had several strong individual performances to move forward with into 2006. One of the most encouraging was the play of speedy sophomore wide out D.J. McAulay, who set career-highs in both catches (5) and receiving yards (82). He turned in three plays on the afternoon of over 10 yards, highlighted by a 49-yard, fourth-quarter, scoring catch delivered by junior quarterback Mike Potts.

Tailback Talk

Returning all-conference senior tailback Elijah Brooks, a native of Largo, Md., put together a solid evening in front of a hometown crowd at Maryland by running 17 times for 62 hard yards. He also contributed four catches out of the backfield for an additional 29, giving him 91 total yards on the evening. He averaged 85.8 total yards a game for the 2005 season.

While, sophomore tailback DeBrian Holmes carried the ball just three times for 10 total yards, he turned in a solid afternoon as the team's kick returner, taking four chances back for a total of 90 yards against the Terrapins, with a long of 32 yards. The numbers earned him the coaching staff's special teams player of the week award.

Phillips Starts Strong

Quarterback Jake Phillips got his sophomore season off to a strong start by completing 16 of his 31 attempts for 127 yards, including a 9-yard scoring strike to Elliott Mack in the second quarter. He was also the College's second leading rusher, gaining 25 yards on seven attempts, although he finished with a net of 12, after losing 13 on two sacks. He completed passes to seven different receivers on the evening and didn't throw an interception.

Did You Know?

Jake Phillips has now thrown at least one touchdown pass in 10-straight games. The only career appearance he has failed to account for at least one touchdown was his first career game, when he saw limited action as the back-up in the 2005 season opener at Marshall. Since that game, he has made 11-straight appearances (seven of them starts) and has thrown 13 touchdown passes and run for an additional eight.


Potts No Slouch Either

Coming into the season the College had every reason to think it had some of the best depth at the quarterback position of any team in the I-AA ranks. The opener with Maryland only seemed to confirm that perspective, as junior Mike Potts came into the game for the fourth quarter and proceeded to connect on nine-straight passes, including the perfect 49-yard scoring strike to McAulay, and ended the contest 9-for-10 passing for 99 yards.

This effort was an extension of what has been a very sharp fall camp for the Middletown, Del. native. Potts, who started five of the first six games of 2005 for the Tribe, has now completed better than 64% of his 153 career attempts (94 completions) for 1,025 yards and nine touchdowns with just two interceptions.

Piece of History

Since the 1993 season, only one other Tribe quarterback has completed 90% of his passes in a single game with a minimum of 10 attempts. That accomplishment, interestingly enough, was turned in by Jake Phillips when he finished the fourth quarter and overtime periods of the team's remarkable double overtime comeback win over Northeast-



Elliott Mack shared team-high honors with five receptions at Maryland, including a 9-yard touchdown catch in the first half.



Sophomore DeBrian Holmes tallied 106 all-purpose yards at Maryland, including 90 kickoff return yards on four attempts.

Tribe Record Watch

Touchdown Receptions

1. Rich Musinski, 2000-03	31
2. Dave Conklin, 1996-99	27
3. Harry Mehre, 1985-88	26
4. Mike Tomlin, 19991-94	20
5. Chris Rosier, 1997-2000	19
6. Vito Ragazzo, 1948-50	18
7. Josh Whipple, 1994-96	17
8. Dominique Thompson, 2001-04	16
9. Kurt Wrigley, 1980-82	15
10. Corey Ludwig, 1991-93	14
Glen Bodnar, 1982-84	14
Joe Nicholas, 2004-	11

Receptions

1. Rich Musinski, 2000-03	223
2. Dave Conklin, 1996-99	190
3. Jeff Sanders, 1981-84	175
4. Chris Rosier, 1997-00	174
5. Michael Clemons, 1983-86	172
6. Harry Mehre, 1985-88	161
7. Glenn Bodnar, 1982-84	145
8. Kurt Wrigley, 1980-82	141
9. Terry Hammons, 1991, 1993-95	140
Corey Ludwig, 1990-93	140
Joe Nicholas, 2004	122

Receiving Yards

1. Rich Musinski, 2000- 03	4168
2. Dave Conklin, 1996-99	3269
3. Chris Rosier, 1997-00	2884
4. Harry Mehre, 1985-88	2748
5. Jeff Sanders, 1981-84	2352
6. Corey Ludwig, 1990-93	2349
7. Terry Hammons, 1991, 1993-95	2134
8. Dominique Thompson, 2001-2004	2123
9. Mike Tomlin, 1991-94	2054
10. David Knight, 1970-72	1995
Joe Nicholas, 2004-	1576

Career 100-Yard Receiving Games

1. Rich Musinski, 1999-2003	21
2. David Conklin, 1995-1999	12
3. Chris Rosier, 1996-2000	8
Mark Compher, 1987-1990	8
5. Josh Whipple, 1992-1996	7
6. Joe Nicholas, 2004-	6



Tribe Record Watch

Career 100-Yard Rushing Games

1. Derek Fitzgerald, 1991-1995	19
2. Robert Green, 1988-1991	15
3. Alvin Porch, 1993-1997	14
4. Jim Kruis, 1975-1977	11
5. Troy Keen, 1992-1995	10
6. Tyrone Shelton, 1987-1990	9
7. Michael Clemons, 1983-1986	7
8. Elijah Brooks, 2004-	5

Career Rushing Yards

1. Derek Fitzgerald, 1992-95	3744
2. Robert Green 1988-90	3543
3. Troy Keen, 1992-95	2949
4. Alvin Porch, 1994-97	2750
5. Jon Smith, 2001-2004	2546
6. Tyrone Shelton, 1987-90	2534
7. Jim Kruis, 1975-77	2404
8. Bill Deery, 1972-74	2401
9. Hameen Ali, III, 1997-00	2216
10. Phil Mosser, 1970-71	2171
Elijah Brooks, 2004-	1667

Career 200-Yard Passing Games

1. David Corley, 1998-2002	31
2. Chris Hakel, 1987-1991	24
3. Mike Cook, 1994-1998	22
4. Stan Yagiello, 1982-1985	20
5. Lang Campbell, 2001-2004	18
6. Shawn Knight, 1990-1994	13
7. Kenny Lambiotte, 1985-1986	7
David Murphy, 1981-1983	7
9. Craig Argo, 1986-1989	6
10. Jake Phillips, 2005-	5

ern completing 18 of his 20 attempts (.900) for 256 yards and four touchdowns last season.

Climbing the Ladder

With four catches for 46 yards, junior wide receiver Joe Nicholas extended his steak of games with at least one catch to 19. For his career, he has made at least one catch in 23 of his 25 appearances.

Mack Big

Sophomore wide out Elliott Mack tied McAulay for the team lead in receptions vs. Maryland with five grabs for 26 yards and a score. Finding the end zone seems to be second nature for the Irvington, N.J. native, as he has now accounted for five touchdowns on just 26 career catches, an average of just under one touchdown per five receptions.

Team Defensive Notes

First-Timers

With the loss of five starters on the defensive side of the ball from 2005, it was certain there would be some new and young faces on defense this fall. Three defenders, Sheldon Alexander, Adrian Tracy and C.J. Herbert, all redshirt freshmen, made their first career start at Maryland, and going a step further, six players saw playing time on the collegiate level for the first time at Maryland, including Alexander, Tracy and Herbert.

The three others who saw the field for the first time last Saturday were true freshman defensive back David Caldwell, redshirt freshman defensive back Fred Johnson and sophomore defensive back David Houff.

Each of the six first-timers had a solid debut led by Tracy's five total tackles, which included a solo tackle for loss. Caldwell tallied four stops, including two unassisted, and Houff made a pair of unassisted stops on special teams kick coverage.

Youth is Served

While on the subject of youth, the College counted 24 freshman and sophomores amongst its 44 players on the two-deep going into the game with Maryland (11 on offense; 13 on defense). Overall, only eight total seniors were in the starting line-up (three on offense and five on defense).

While several true freshman were part of the travel party, only one saw action, as cornerback David Caldwell saw significant reps. He became the first true freshman to see playing time at cornerback for the Tribe since Hasani Cameron in 1998.

Take It Away


With four turnovers gained in the season opening loss at Maryland, the Tribe defense continued to display its proficiency in causing turnovers, after finishing the 2005 campaign with 27 total take-aways. Combined with the offense's turnover-free performance at Maryland, the Tribe sits atop the Atlantic 10 in turnover margin with a 4.00 clip.

Dating back to last season, the Tribe has now forced multiple turnovers in five of its last six games with the only exception being the 22-21 loss to Delaware on Nov. 12. In fact, the loss to the Blue Hens is the only game W&M failed to record at least one turnover in last season. The Tribe's interception in the second quarter at Maryland gave W&M 10 picks over its last six games, again with the Delaware game being the only contest the College did not record at least one interception.

W&M recorded 19 interceptions in 2005, matching the sixth-best season total dating back to 1948. The Tribe's total



Junior Joe Nicholas extended his streak of games with at least one catch to 19 with four receptions at Maryland.



Redshirt freshman Adrian Tracy started his first collegiate game at defensive end vs. Maryland. Tracy recorded five total tackles, including one unassisted stop for a loss.

Game Notes

of 19 picks was also the best mark since 1996, when the College had 22 interceptions.

Looking into the numbers a little further, W&M tallied a pick in nine of its 11 games last season, and the Tribe registered three interceptions in a game on three different occasions (URI, VU, JMU).

Second Half Heroics

After a rough first half that saw Maryland ring up 261 yards of total offense and take a 24-7 lead at the break, the Tribe defense settled in during the second half and turned an impressive performance of its own over the final 30 minutes.

W&M held the Terps to 105 yards of offense in the second half, with 53 of those yards coming on Maryland's first possession of the second half. That drive led to a 39-yard field goal, which was Maryland's only score of the second half.

After surrendering 13 first downs in the opening half, the Tribe limited Maryland to just five first downs in the second half, all of which came in the third quarter. In fact, after the Terps' opening drive of the third quarter, W&M yielded only 52 yards of total offense and only two first downs. In the fourth quarter alone, the Tribe surrendered just nine yards of total offense and recorded its fourth gained turnover of the game.

Additionally, Maryland was a combined 0-for-6 on third down conversions in the second half. The Terps finished the contest just 2-of-10 on third downs.

Covering the Kicks

Going up against a Division I-A opponent always leaves room for concern on special teams, an area where faster, skilled players can make game-changing plays in a hurry.

W&M, however, turned in a very solid effort in kick coverage against the Terps, holding Maryland to 35 kickoff return yards on three attempts, an average of 11.7 yards per return. Conversely, the Tribe averaged 22.5 yards per kickoff return on four attempts.

Sophomore David Houff had a big hand in the kickoff coverage, recording a pair of solo tackles on Maryland returns.

On punt coverage, the Tribe allowed 37 returns yards on five attempts, a respectable average of 7.4 yards per return.


Individual Defensive Notes

Back in The Saddle

Last week's game at Maryland saw the return of two former all-conference linebackers in senior Chris Ndubueze and Travis McLaurin. Ndubueze missed the entire 2005 season for personal reasons, while McLaurin sat out the year rehabbing an injury that also cost him much of the 2004 championship season. Both linebackers saw significant playing time at Maryland and will be counted on for leadership and depth on a rather young defensive unit. Ndubueze was credited with two tackles in his return, including a solo stop, while McLaurin registered a pair of assisted tackles.

Secondary Concern?, Not Really

The area hardest hit by graduation from last season, was in the secondary, where the Tribe lost three of its four starters from the final 2005 depth chart. Last week at Maryland, the defense broke in three players in the secondary who saw their first collegiate action, including redshirt freshman Sheldon Alexander who made his first career start at strong safety. The group showed vast potential in the defeat with numerous athletic plays.



Travis McLaurin returned to the field at Maryland for the first time since late in the 2004 season. McLaurin missed the entire 2005 season rehabbing a knee injury.



Senior Chris Ndubueze also returned to the field at Maryland for the first time since 2004. Ndubueze was credited with a pair of tackles in the loss.

National Rankings

Sports Network I-AA Top 25 (Sept. 11)

Team (First Place Votes)	2006 Record	PR
1. New Hampshire (56)	1-0	2
2. Appalachian State (42)	1-1	1
3. Cal Poly (1)	2-0	5
4. Furman	2-0	4
5. Montana	1-1	6
6. Youngstown State (1)	2-0	8
7. Illinois State	1-1	7
8. Richmond	1-0	10
9. Massachusetts	1-1	9
10. Hampton	2-0	14
11. Delaware	1-0	15
12. Northern Iowa	1-1	3
13. Portland State (3)	2-0	21
14. McNeese State	1-1	16
15. James Madison	1-1	12
16. Southern Illinois	1-0	17
17. North Dakota State	1-0	18
18. Eastern Illinois	1-1	20
19. Eastern Kentucky	1-1	23
20. Montana State	1-1	11
21. UC Davis	1-1	19
22. Lafayette	2-0	25
23. Texas State	1-1	22
24. Georgia Southern	0-1	13
25. Alabama A&M	2-0	NR

W&M In the Rankings in 2006

Week	Sports Network
Preseason	RV
Sept. 4	RV
Sept. 11	RV
Sept. 18	
Sept. 25	
Oct. 2	
Oct. 9	
Oct. 16	
Oct. 23	
Oct. 30	
Nov. 6	
Nov. 13	
Nov. 20	
Final	

Sports Network 2006 Preseason Top 25

Team (First Place Votes)	2005 Record	PR
1. Appalachian State(68)	12-3	1
2. New Hampshire (14)	11-2	5
3. Montana (5)	8-4	12
4. Northern Iowa (3)	11-4	2
5. Furman (1)	11-3	3
6. Cal Poly (3)	9-4	6
7. Youngstown State	8-3	14
8. James Madison	7-4	25
9. Illinois State	7-4	22
10. Massachusetts	7-4	19
11. McNeese State	5-4	NR
12. Georgia Southern	8-4	9
13. Hampton	11-1	10
14. Eastern Illinois	9-3	16
15. Richmond	9-4	8
16. Delaware	6-5	NR
17. Southern Illinois	9-4	7
18. Texas State	11-3	4
19. North Dakota State	7-4	NR
20. Eastern Kentucky	7-4	NR
21. UC Davis	6-5	NR
22. Montana State	7-4	18
23. Grambling State	11-1	11
24. Nicholls State	6-4	17
25. Coastal Carolina	9-2	24



Tribe Football Honor Roll

2006 Preseason Honors

Cody Morris, Sr., OL

Preseason Second Team All-American (Sports Network)
Preseason Second Team All-American (I-AA.org)
Preseason All-Atlantic 10

2005 Final Honors

Adam Bratton, Sr., TE

Second team All-Atlantic 10

Elijah Brooks, Jr., RB

- Second Team All-Atlantic 10
- Second Team all-state (VaSID)
- A-10 Offensive Player of the Week (Oct. 8)

Stephen Cason, Sr., DB

- Second Team All-Atlantic 10
- Second team all-state (VaSID)
- A-10 Defensive Player of the Week (Oct. 22)
- A-10 Special Teams Player of the Week (Oct. 8)
- Postseason all-star games (Magnolia Gridiron Classic, Las Vegas All-American Classic)
- Preseason All-A-10

Greg Kuehn, Sr., PK

Second Team All-Atlantic 10
Preseason All-A-10
Preseason Second Team All-American (Sports Network)

Cody Morris, Jr., OL

Third Team All-Atlantic 10
Preseason All-A-10
Preseason Third Team All-American (I-AA.org)

Pat Mulloy, Sr., OL

Second Team All-Atlantic 10
Second Team all-state (VaSID)

Brian Neely, Jr., DL

Atlantic 10 academic all-conference

Ryan Nickell, Jr., LB

Atlantic 10 Defensive Player of the Week (Oct. 22)
A-10 academic all-conference

Adam O'Connor, Sr., DE

Third team All-Atlantic 10
Preseason All-A-10

Jake Phillips, RF, QB

Atlantic 10 Offensive Player of the Week (Oct. 15)
A-10 Rookie of the Week (Sept. 10, Oct. 15)
College Sports Report I-AA National Player of the Week (Oct. 18)

Jon Shaw, Sr., SS

Atlantic 10 academic all-conference

Matt Trinkle, Jr., TE

Second team All-Atlantic 10
A-10 academic all-conference

A pair of veteran senior defensive backs were in the starting line-up in Richard Riley (corner) and Alan Wheeling (free safety), while sophomore Derek Cox started at the other corner opposite Riley. Cox earned the coaching staff's defensive player of the week award after breaking up three pass attempts and recovering a Maryland fumble.

Wheeling recorded four solo tackles and assisted on two others in first start at safety, while sophomore Kevin Allen led the squad with eight total tackles, including five unassisted stops, and recorded a second-quarter interception. True freshman David Caldwell made an impact in his first collegiate game, registered four total tackles, while Riley tallied three solo stops, including one for a loss of four yards.

No Sophomore Slump in Sight

Linebacker Josh Rutter shook off any concern over a potential second-year slump in 2006 in the Maryland game last week, and the sophomore continued to show he is legitimate postseason honors candidate.

In 2005, as a redshirt freshman, Rutter led the Tribe and all Atlantic 10 rookies with 109 total tackles, which included 6.5 TFL and five double-digit tackle games. He got off to a good start last week, recording seven total tackles and broke up a pass attempt.

Rutter became the first Tribe freshman under Laycock to lead the team in tackles and the first underclassman to do so since Chris Stahl led W&M (94) as a sophomore in 1999. In fact, the only other first-year player to ever lead the Tribe in tackles, under Laycock, was Mark Hughes (134), who led W&M as walk-on sophomore in 1989. Rutter could become just the third defender, and first since Adrian Rich (1991-92), to lead the Tribe in tackles in back-to-back seasons.


Walking the Line

Heading into the season opener last week at Maryland, a look down the Tribe's projected defensive front revealed just two returning starters, seniors Brian Williamson and Josh Wright, who were also the only two on the preseason depth chart on the line with game experience.


Redshirt freshman Adrian Tracy made his first career start at the other end opposite Wright, while classmate C.J. Herbert registered his first start at defensive tackle. Tracy had an impressive debut with five total stops, which included three unassisted tackles, one going for a 3-yard loss. Tracy showed his great speed for the position, consistently running down ball carriers from the back side. Herbert was a force inside and was credited with one unassisted tackle.

Wright also enjoyed a solid start to the 2006 campaign, recording two solo tackles, including one for a 2-yard loss. Wright also recovered a pair of Maryland fumbles in the loss, a mark that leads the Atlantic 10 through two weeks of the season.

Another pleasant surprise along the line was the play of junior T.J. O'Neill, who saw time at defensive end after primarily working at linebacker over the past two seasons. O'Neill tallied five total tackles, including two solos, and delivered one solid pressure and hit on the pass rush.



Sophomore Derek Cox was named the coaching staff's defensive player of the week after recording three pass break-ups and a fumble recovery at Maryland.



Junior T.J. O'Neill saw action at defensive end for the first time at Maryland and recorded five total tackles.

Head Coach Jimmye Laycock



William and Mary Head Coach Jimmye Laycock

27th Season

Career Record: 175-120-2 (.593)

Comments from Monday's Atlantic 10 Conference Call:

Q: How did you spend your week off with the team?

JL: We practiced, gave the team a couple of days off and just got back to work and did our normal thing. We have kind of a normal procedure for an open date. We worked some of the younger guys and gave some of the guys who were maybe a little banged up after preseason and the Maryland game. We gave them a little bit of time to get their legs back and heal a little bit.

Q: Any injury concerns going into the Maine game?

JL: No, not right now. I think that everyone who was ready to go against Maryland, and we should be ready to go against Maine. I've got some concerns about how well we play and about how good Maine is, but so far as injury-wise, we should be good right now.

Q: How much of a help was it last year to have the bye week going into New Hampshire? You've had a lot of success after an off-week, how much did that help you last year and how do you think it will help you this week?

JL: I don't know, we'll see how it helps us. You've got to take it when you can get it with our scheduling, especially in order to schedule the I-A opponents we want to schedule. But, we wanted to take it this year as a time to regroup, to see what was good and what wasn't good, and to get a better idea on some special teams personnel decisions. I think every year is different, every team is different, obviously, but how you use your open date and the result, I think that's going to vary from year to year.

Q: Do you have any changes on the depth chart coming into the Maine game?

JL: I don't see anything major off the top of my head. [Kevin Allen] will probably start [at safety]. Right now, he's listed as the starter. He played most of the Maryland game and played okay.

Q: What do you consider your team match-ups for the Maine game, and the one that concerns you the most?

JL: Well, there are a lot of them. First, we haven't played Maine [since 2002], and we don't have the familiarity with them as we do with some other league teams. And, since the last time we played them, they've changed schemes offensively and defensively it looks like, so we've got to regroup and find out more about them. Early on, just like anything early in the season, you worry about yourself, making sure you execute. But, they have a great, great running back in Arel Gordon. He's a big-time breakaway threat, and from what I've seen on their offense, it looks like they do a good job getting the ball to him. They have an experienced quarterback as well. Maine is a solid team that is well coached. Defensively, they really seem like they fly around, and are very, very aggressive.

Q: Friday is the groundbreaking for the Laycock Football Center. What are your thoughts on that?

JL: My thoughts, right now, are that I'm excited we are in the process of upgrading our facilities. It's something that we've needed for a long time. It's something to help us with locker rooms and meeting facilities. I'm excited that it's getting to that point, and I'm really looking forward to getting it done. I think it's something our program needs, and I'm glad that we're going to get it.

Q: Can you think about when you were playing and maybe, when you first broke in there in 1980 as a head coach and how the level of facilities has increased? This is obviously something that was needed there, and now just to even put you on a level playing field with a lot of teams?

JL: Yeah, we're still playing catch-up right now. It was a major undertaking here to get lights. When I remember back, I was ecstatic when we didn't have to go to practice on the outfield on the baseball field, and when we could actually use the infield for practice. We went 15 years before we could practice on the infield of the baseball field. One of the things over the years, we've never allowed excuses. We've never allowed players or coaches to look at excuses and say 'well, we can't win because of this' or 'we don't have that'. You are who you are, and you take what you've got, and you make the best of it. That's what I've tried to do, and that's what we continue to do.

Q: Talk about the benefits and the ability to play night games now.

JL: The whole idea for the lights was to try and play some early season games at night. We're going to play our first two home games [Maine and VMI], which happen to be in September, and play those at night. It's usually pretty warm down here this time of year, so hopefully it will be a little cooler. Then, we'll evaluate it and see what we'll do for next year. It just gives you more flexibility as far as scheduling and time.

The Laycock File

Hometown: Hamilton, VA

Alma Mater: William and Mary (1970)

Graduate Degree: Clemson (1972)

Playing Career

1966-69 Lettered at both DB and QB at W&M

Coaching Career

Year	Position, School
1970	Offensive coach, Newport News High School
1971-72	Graduate Assistant, Clemson University
1973-74	Offensive Backfield Coach, The Citadel
1975-76	Quarterbacks Coach, Memphis State
1977-79	Offensive Coordinator, Clemson University
1980-	Head Coach, College of William and Mary

Winningest Active Division I / I-AA Coaches

(By Victories - Through Sept. 9)

1. Bobby Bowden (Florida State)	361
2. Joe Paterno (Penn State).....	355
3. Mike Kelly (Dayton)	233
4. Bob Ford (Albany)	211
5. Frank Beamer (Virginia Tech)	190
6. Al Bagnoli (Penn).....	185
7. Joe Taylor (Hampton).....	184
8. Walt Hameline (Wagner).....	177
9. Jimmye Laycock (W&M)	175
10. Dennis Franchione (Texas A&M).....	173

Division I / I-AA Coaches Most Years at Current Schools

1. Joe Paterno (Penn State, 1966-2005).....	40
2. Bob Ford (Albany, 1973-2005)	33
3. Bobby Bowden (Florida State, 1976-2005)	30
4. Jimmye Laycock (W&M, 1980-2005)	26

Career A-10 Coaching Victories (Through Sept. 9)

1. Bill Bowes (UNH, 1972-98)	97
2. "Tubby" Raymond (UD, 1966-01)	89
3. Andy Talley (VU, 1985-)	83
4. Jimmye Laycock (W&M, 1993-)	68
5. Jim Reid (UMass, 1986-91, UR, 95-03).....	61

Laycock in the NCAA I-AA Playoffs

Year	Round	Opponent, Result
1986	First Round	Delaware, 17-51 (L)
1989	First Round	Furman, 10-24 (L)
1990	First Round	Massachusetts, 38-0 (W)
	Quarterfinals	Central Florida, 38-52 (L)
1993	First Round	McNeese State, 28-34 (L)
1996	First Round	Jackson State, 45-6 (W)
	Quarterfinals	Northern Iowa, 35-38 (L)
2001	First Round	Appalachian State, 27-40 (L)
2004	First Round	Hampton, 42-35 (W)
	Quarterfinals	Delaware, 44-38, 2 OT (W)
	Semifinals	James Madison, 34-48 (L)

Laycock vs. The Atlantic 10

Team	W	L	T
Delaware	11	15	0
Hofstra	2	1	0
James Madison	12	14	0
Maine	5	1	0
Massachusetts	4	5	0
New Hampshire	9	2	0
Northeastern	10	2	0
Rhode Island	9	2	0
Richmond	19	7	0
Towson	3	0	0
Villanova	9	6	1



Making An Impact: Facility Upgrades

The Jimmye Laycock Football Center

The Athletics Department put a fitting exclamation point on what was head coach Jimmy Laycock's 25th season in 2004, announcing plans for a 30,000-square foot football complex that will bear the longtime mentor's name.

The Jimmye Laycock Football Complex will be located at the northwest corner of the stadium on what is the Tribe's football practice field at a cost of \$11 million. In what could be the most exciting aspect of all, the entire funding of the project will be provided by private gifts.

The complex will provide a new home for team and coaches lockers, an athletic training room, an equipment storage area, coaches offices, conference rooms, and administrative support areas – as well as an entrance that will include a Tribe Football Hall of Fame space. The project is scheduled to be finished in the fall of 2007.



The two-story football complex was designed by Moseley Architects out of Virginia Beach and HOK Sport, an internationally renowned architectural firm based in Kansas City, Mo., whose clients include sports venues at nearly every level, including Oriole Park at Camden Yards.

Officials worked closely with the building designers to ensure the complex complements the architecture of Zable Stadium and conforms to the campus design guidelines.



KEEP THE DATE

William and Mary Athletics Director Terry Driscoll announced that a special groundbreaking ceremony for the state-of-the-art Jimmye Laycock Football Center is schedule to take place at 5:30 p.m. on Friday afternoon, September 15th on the future site of project.

The ceremony, which will take place on the northeastern corner of the team's Montgomery Family Practice Field, will be attended by the College's President, Gene Nichol, W&M Athletics Director Terry Driscoll, Head Coach Jimmye Laycock and prominent alumni, including Walter J. Zable.

The Laycock Center Facts

Overview

- Total Estimated Cost: \$11 million
- 30,445 square foot, two-story building
- Building will house football offices, meeting space, training room, equipment room and locker room

Office Space

- Eight coaches offices, including 500 square foot head coaching suite with balcony view into Zable Stadium
- Assistant coaches offices will overlook practice field
- All offices will be networked into a state-of-the-art video system
- 300 square foot video production room

Meeting Spaces

- One 2,500 square foot team meeting room with wall-to-wall carpet
- Four additional position meeting rooms, averaging 300 square feet
- All meeting areas networked with video system
- 900 square foot recruiting lounge with window and balcony overlooking Zable Stadium

Lobby

- 1,650 square foot area serving as grand entrance with circular stairwell to offices
- Sky lights
- Will display prominent moments from program's proud history

Training Room

- 3,900 square foot state-of-the-art room, featuring 2,800 square foot treatment and taping area
- Hydro-therapy room
- Doctor's exam room
- Staff lockers

Locker Room

- 4,200 square foot carpeted room with 100 lockers
- Breakout meeting space
- Cable television
- Full bathroom/shower and drink station

Equipment Room

- 2,300 square foot area with washers, dryers and lockers
- Walk-up, pass-through laundry station
- Abutting loading dock access

FieldTurf Installation at Zable Stadium


During the spring, the W&M Athletics Department announced plans for the conversion of the natural grass playing surface in Zable Stadium to a state of the art, synthetic playing surface for the 2006 football season.

In July, the installation of the new playing surface, FieldTurf Pro, was completed, giving the Tribe one of the nation's finest playing fields. The installation, at an estimated total cost of \$840,000, was performed by Ballard Sports out of Cary, N.C.

FieldTurf features a non-abrasive fiber surface that resembles natural grass blades. Its blend of specially treated Polyethylene fibers prevents abrasions, or "rug burn". Unlike traditional synthetic turf, which relied on an underlying shock pad for player comfort and safety, FieldTurf grass fibers are surrounded and stabilized by a special blend of "synthetic earth" - a mixture of smooth, rounded silica sand and rubber granules. The sand and rubber are precision layered and provide a stable, resilient, uniform, shock-absorbing surface.

The Tribe's playing field is the same surface used by 24 NFL teams, including the Detroit Lions, host of Super Bowl XL in 2006. It is a football-dedicated surface and only has markings specific to the sport.

The FieldTurf project is the second major completed upgrade at the venerable stadium, as last season saw the school raise \$650,000 to place permanent light fixtures at Zable.



The Laycock Football Center

In the Spotlight

Alan Wheeling, Senior, Defensive Back

Hometown: Dublin, Va., which is located in the Southwestern part of the state.

What is Dublin's claim to fame?: Well, Shayne Graham [Pro Bowl kicker for the Cincinnati Bengals] is the biggest name out of Pulaski County.

What is the town's biggest business?: The town is very small. There are more cows than people. Basically, Volvo employs the entire town.

What brought you to W&M?: The decision was kind of easy for me. I was deciding between Richmond and William and Mary, basically because of athletics with academics. William and Mary was the best combination of both. Academically, it is one of the most prestigious schools in the nation. Athletically, the program is so established under Coach Laycock and his staff that its winning tradition spoke for itself.

What is your major?: Psychology major with a Kinesiology minor.

What is your career goal?: I am looking to eventually get into athletics administration and become an athletics director.

What was the last book you read?: *The Da Vinci Code*. I started reading it just before the movie came out. I really liked the book. It was much better than the movie.

What has been your favorite class at William and Mary?: Motor Learning with professor Cole in the Kinesiology Department. He really expanded the class into a lot of different areas and provided some outstanding life lessons.

What has been the hardest class?: Nutrition. Spanish was also very demanding.

What is your favorite movie?: Rudy. I watch it once every six months or so.

Of the defensive backs, who is the most talkative in the locker room?: Well, that changes weekly. Right now, I would have to go with Richard Riley. But, it could change. Our defensive backs, as a group, are interesting characters. We always have something to say, or we are arguing about something.

Who in the group would make the best lawyer?: Zach Stout, no question. He always backs up his statements.

Who would make the best entertainer?: Richard Riley. He could be either an actor or a singer. He can do amazing impressions of about anyone. He is a talented guy. He is also very good at free-style rapping.

Who do you live with?: I've lived with [Senior defensive tackle] Brian Neely, [junior tailback] and [graduated fullback] LeVince Parrott for a few years now and [junior tailback] Tony Viola has just moved in for this year.

What does Tony Viola bring to the household?: He is an outstanding barber. Tony is quickly emerging as the team's top haircutter.

Who does the most cleaning in the house?: That would be me, by far.

If you have one piece of advice to share with the younger players, what would it be?: Do things the right way.

How do feel about how the younger guys have come along in the defensive backfield?: They are doing very well. As one of three seniors on the unit (along with cornerback Richard Riley and safety Zach Stout), we feel like we have to lead them by setting a good example. I know when I was coming up, I had great work-ethic guys like [former Tribe All-Conference players] Billy Parker and Marques Bobo to model my game after.





Tribe Alphabetical Roster

No.	Name	Pos.	Elg.	Ht.	Wt.	Hometown	High/Prep School
41	Alexander, Sheldon	DB	Fr. (R)	6-1	205	Gordonsville, VA	Woodberry Forest
36	Allen, Kevin	DB	So. (R)	6-2	205	Richmond, VA	Highland Springs
65	Allison, Kyle	DL	Fr.	6-2	280	Burke, VA	Lake Braddock Secondary
26	Alvarado, Michael	DB/WR	Fr.	6-0	180	Gaithersburg, MD	Gaithersburg
16	Archer, R.J.	WR	Fr. (R)	6-2	205	Earlsville, VA	Albemarle
86	Atchison, Andrew	TE	Jr.	6-7	250	Charlottesville, VA	Albemarle
88	Boykin, Obie	DB	So. (R)	6-3	205	Williamsburg, VA	Surry County
9	Brooks, Elijah	RB	Sr. (R)	5-9	215	Largo, MD	DeMatha
49	Bynum, Raphael	FB	Fr. (R)	5-9	225	Stafford, VA	North Stafford
19	Caldwell, David	DB	Fr.	5-11	200	Montclair, NJ	Lawrenceville School
7	Callahan, Mike	QB	Fr.	5-11	190	Mountville, PA	Hempfield
67	Cochran, Brent	OL	Jr. (R)	6-5	300	Reston, VA	South Lakes
32	Coley, Delmus	RB	Sr. (R)	5-8	198	Virginia Beach, VA	Floyd Kellam
88a	Conyers, Terreon	WR	Fr.	5-11	190	Norfolk, VA	Booker T. Washington
37	Cox, Derek	DB	So. (R)	6-1	185	Winterville, NC	J.H. Rose
15	Davis, Corey	WR	Sr. (R)	6-1	200	Chesapeake, VA	Deep Creek
54	Dewispelaere, Nicholas	LB	Fr.	6-0	205	Virginia Beach, VA	Floyd Kellam
3	Dill, Marshall	WR	Fr.	5-10	170	Woodbridge, VA	C.D. Hylton
81	Dohse, Cameron	WR	Fr.	6-0	180	Clifton, VA	Centreville
45	Falbo, Graham	FB	Jr. (R)	6-0	235	Centreville, VA	Westfield
13	Francks, Evan	DB	Fr.	5-11	200	Medford, NJ	Shawnee
64	Frazier, Matthew	OL/DL	Fr.	6-3	290	Poquoson, VA	Poquoson
79	Grant, Michael	OL	So. (R)	6-5	300	Wrightstown, NJ	Notre Dame
31	Harris, Max	DB	Fr.	5-10	175	Marietta, GA	Sprayberry
95	Herbert, Cortenous	DL	Fr. (R)	6-3	260	Germantown, MD	Northwest
17	Hill, Chase	QB	Fr.	6-2	195	Virginia Beach, VA	Princess Anne
63	Hill, Keith	OL/DL	Fr.	6-4	305	Hamilton Square, NJ	Lawrenceville School
83	Hissong, Gareth	DE/TE	Fr.	6-3	250	Hanover, PA	Delone Catholic
53	Hiteshew, Luke	OL	So. (R)	6-1	295	Baltimore, MD	Mount St. Joseph
43	Hobson, Jimmy	FB	Fr.	5-11	215	Cincinnati, OH	St. Xavier
28	Holmes, DeBrián	RB	So. (R)	5-9	185	Fort Eustis, VA	Woodside
35	Horvath, Ryan	LB	Jr. (R)	6-1	235	Midlothian, VA	Midlothian
22	Houff, David	DB	So. (R)	6-1	185	Blacksburg, VA	Blacksburg
74	Humphreys, Tommy	OL	Fr.	6-4	265	Centreville, VA	Centreville
78	Ilardo, Chris	OL	Fr. (R)	6-3	316	Baltimore, MD	St. Paul's School
58	Jean-Pierre, Bryan	DL	Fr.	6-3	245	Doralville, GA	Dunwoody
42	Johnson, Fred	DB	Fr. (R)	6-1	195	Richmond, VA	St. Christopher's
92	Jones, Ryan	DL	Jr. (R)	6-3	260	Blacksburg, VA	Blacksburg
51	Kelley, Tim	OL	Jr.	6-2	316	Pataskala, OH	Watkins Memorial
84	Klatzkin, Daniel	TE	Fr.	6-4	235	Potomac, MD	Randolph-Macon Academy
80	Lanning, Brian	WR	Fr. (R)	6-0	170	Frederick, MD	Frederick
99	Larkins, Josh	DL	So. (R)	6-2	320	Toms River, NJ	Toms River North
93	Lissemore, Sean	DL	Fr. (R)	6-4	245	Dumont, NJ	Dumont
2	Mack, Elliott	WR	So. (R)	6-0	195	Irvington, NJ	Delbarton
25	Marriner, Courtland	RB	Fr.	5-9	180	Chesapeake, VA	Western Branch
4	McAulay, D.J.	WR	So.	5-11	180	New Haven, CT	Westminster School
62	McCutcheon, Thomas	OL	Fr. (R)	6-5	310	Chesapeake, VA	Deep Creek
52	McLaurin, Travis	LB	Sr. (R)	5-11	240	Wilmington, DE	Thomas McKean
23	McLaurin, Trevor	LB	Sr. (R)	5-11	236	Wilmington, DE	Thomas McKean
87	Miller, David	K/P	Fr.	6-0	170	Centreville, VA	Westfield
73	Miller, Tyler	OL/DL	Fr.	6-3	280	Virginia Beach, VA	Kellam
19a	Molenaar, Brett	QB	Fr. (R)	6-4	215	Cambria, CA	Coast Union
61	Moore, Christopher	OL	Fr. (R)	6-1	260	Madison Heights, VA	Amherst County
68	Morris, Cody	OL	Sr.	6-4	285	Jeansville, PA	Hazelton Area
82	Muro, Evan	TE	So. (R)	6-6	250	Newport News, VA	Warwick
56	Muse, C.J.	OL	Fr. (R)	6-4	305	Lexington, SC	Lexington
40	Ndubueze, Chris	LB	Sr. (R)	6-1	230	Lanham, MD	DeMatha
57	Neely, Brian	DL	Sr. (R)	6-4	300	Mechanicsville, VA	Lee-Davis
47	Newby, Mario	DB	Fr.	6-0	180	Dendron, VA	Surry County
27	Nicholas, Joe	WR	Jr. (R)	6-3	210	Sugarloaf, PA	Hazelton Area
30	Nickerson, Matt	RB	Fr. (R)	5-9	176	Fairfax Station, VA	Woodson

Tribe Football Rosters

No.	Name	Pos.	Elg.	Ht.	Wt.	Hometown	High/Prep School
75	O'Brien, Eric	OL	So. (R)	6-1	270	Abbottstown, PA	Delone Catholic
72	Oliver, Justin	OL	Jr. (R)	6-4	295	Fairfield, PA	Gettysburg
39	O'Neill, T.J.	LB	Jr. (R)	6-1	241	Duxbury, MA	Tabor Academy
46	Otey, Matt	FB	Jr. (R)	5-11	230	Hershey, PA	Hershey
18	Phillips, Jacob	QB	So. (R)	6-3	225	Warm Springs, VA	Bath County
21	Pigram, Michael	LB	So.	5-10	218	Hopewell, VA	Hopewell
10	Potts, Michael	QB	Jr. (R)	6-4	220	Middletown, DE	Middletown
91	Pritchard, Blair	K/P	Sr. (R)	5-11	235	Mechanicsville, VA	Atlee
96	Pulley, Daniel	DL	Fr. (R)	6-3	265	Chesapeake, VA	Atlantic Shores Christian
76	Raxter, Joshua	OL/DL	Fr.	6-6	270	Marietta, GA	Pope
50	Reyher, Todd	LB	So. (R)	6-0	215	Williamsburg, VA	Lafayette
24	Riley, Richard	DB	Sr. (R)	6-2	190	Gaithersburg, MD	Gaithersburg
89	Robertson, Eric	WR	Fr. (R)	6-2	180	Barboursville, VA	Albemarle
34	Rojas, Christopher	LB	Fr.	5-11	200	Lightfoot, VA	Brunton
44	Rutter, Josh	LB	So. (R)	6-3	230	Union Bridge, MD	Francis Scott Key
33	Schonder, Thomas	RB	Fr.	5-11	175	Round Hill, VA	Loudoun Valley
70	Shafran, Jonathan	OL	So. (R)	6-3	265	Great Falls, VA	Langley
38	Smith, Colin	DE/TE	Fr.	6-4	220	Reedville, VA	Northumberland
48	Steinman, Wes	DB/LB	Fr.	6-2	205	Wilmington, NC	Hoggard
71	Stewart, Brad	OL	Jr. (R)	6-3	300	Bethel Park, PA	Bethel Park
29	Stout, Zach	DB	Sr. (R)	6-0	195	Mechanicsville, VA	Lee-Davis
14	Taylor, Christian	QB	Sr. (R)	6-5	205	Yorktown, VA	Grafton
11	Taylor, John	WR	Sr. (R)	6-3	210	Washington, D.C.	St. Albans
66	Toon, Derek	DL	Fr.	6-3	280	Chester, VA	Matoaca
97	Tracy, Adrian	DL	Fr. (R)	6-4	235	Sterling, VA	Potomac Falls
85	Trinkle, Matt	TE	Sr. (R)	6-5	260	Whitehall, PA	Allentown C. Catholic
98	Varno, Rob	TE	Fr. (R)	6-5	225	Wilmington, NC	Hoggard
5	Viola, Tony	RB	Jr. (R)	6-1	217	Broadway, VA	Stonewall Jackson
8	Wheeling, Alan	DB	Sr. (R)	5-9	180	Dublin, VA	Pulaski County
77	Williamson, Brian	DL	Sr.	6-3	290	Nakina, NC	Whiteville
94	Wright, Josh	DL	Sr. (R)	6-3	245	Madison Heights, VA	Amherst County

(R) - Redshirt

Tribe Numerical Roster

No.	Name	Pos.	27.....	Nicholas, Joe	WR	52.....	McLaurin, Travis.....	LB	81.....	Dohse, Cameron	WR/DB
2.....	Mack, Elliott	WR	28.....	Holmes, DeBrian	RB	53.....	Hiteshew, Luke.....	OL	82.....	Muro, Evan	TE
3.....	Dill, Marshall	WR/DB	29.....	Stout, Zachary	DB	54.....	Dewispelaere, Nicholas	LB	83.....	Hissong, Gareth	DE/TE
4.....	McAulay, D.J.	WR	30.....	Nickerson, Matt.....	RB	56.....	Muse, C.J.	OL	84.....	Klatzkin, Daniel	TE
5.....	Viola, Tony	RB	31.....	Harris, Max.....	DB/WR	57.....	Neely, Brian	DL	85.....	Trinkle, Matt.....	TE
6.....	Burrow, Brandon	WR	32.....	Coley, Delmus.....	RB	58.....	Jean-Pierre, Bryan.....	OL/DL	86.....	Atchison, Andrew	TE
7.....	Callahan, Mike.....	QB	33.....	Schonder, Thomas	RB	61.....	Moore, Christopher.....	OL	87.....	Miller, David	K/P
8.....	Wheeling, Alan.....	DB	34.....	Rojas, Christopher	LB	62.....	McCutcheon, Thomas	OL	88.....	Boykin, Obie	DB
9.....	Brooks, Elijah.....	RB	35.....	Horvath, Ryan	LB	63.....	Hill, Keith	OL/DL	88a....	Conyers, Terreon	WR
10.....	Potts, Michael	QB	36.....	Allen, Kevin	DB	64.....	Frazier, Matthew	OL/DL	89.....	Robertson, Eric.....	WR
11.....	Taylor, John	WR	37.....	Cox, Derek	DB	65.....	Allison, Kyle.....	DL	91.....	Pritchard, Blair	K/P
13.....	Francks, Evan.....	DB/RB	38.....	Smith, Colin.....	DE/TE	66.....	Toon, Derek	OL/DL	92.....	Jones, Ryan	DL
14.....	Taylor, Christian	QB	39.....	O'Neill, T.J.	LB	67.....	Cochran, Brent.....	OL	93.....	Lissemore, Sean	DL
15.....	Davis, Corey	WR	40.....	Ndubueze, Chris	LB	68.....	Morris, Cody	OL	94.....	Wright, Josh	DL
16.....	Archer, R.J.	QB/WR	41.....	Alexander, Sheldon	DB	70.....	Shafran, Jonathan	OL	95.....	Herbert, Cortenous.....	DL
17.....	Hill, Chase	QB	42.....	Johnson, Fred	DB	71.....	Stewart, Brad	OL	96.....	Pulley, Daniel	DL
18.....	Phillips, Jacob.....	QB	43.....	Hobson, Jimmy	FB	72.....	Oliver, Justin.....	OL	97.....	Tracy, Adrian.....	DL
19.....	Caldwell, David.....	DB/RB	44.....	Rutter, Josh	LB	73.....	Miller, Tyler.....	OL/DL	98.....	Varno, Rob.....	TE
19a....	Molenaar, Brett	QB	45.....	Falbo, Graham	FB	74.....	Humphreys, Tommy	OL	99.....	Larkins, Josh.....	DL
21.....	Pigram, Michael	LB	46.....	Otey, Matt	FB	75.....	O'Brien, Eric.....	TE			
22.....	Houff, David	DB	47.....	Newby, Mario	DB	76.....	Raxter, Joshua	OL/DL			
23.....	McLaurin, Trevor	LB	48.....	Steinman, Wes	DB/LB	77.....	Williamson, Brian.....	DL			
24.....	Riley, Richard	DB	49.....	Bynum, Raphael.....	FB	78.....	Ilardo, Chris.....	OL			
25.....	Marriner, Courtland.....	RB/DB	50.....	Reyher, Todd.....	LB	79.....	Grant, Michael.....	OL			
26.....	Alvarado, Michael.....	DB/WR	51.....	Kelley, Tim	OL	80.....	Lanning, Brian.....	WR			



Start Chart / Red Zone

Start Chart: Game-By-Game Starters

	Maryland	Maine	VMI	Hofstra	UMass	Liberty	JMU	Villanova	Towson	Delaware	Richmond
QB	Phillips										
TB	Brooks										
FB	Otey										
WR	Nicholas										
WR	Mack										
TE	Trinkle										
LT	Cochran										
LG	Oliver										
C	Morris										
RG	Hiteshew										
RT	Stewart										
DE	Wright										
DE	Tracy										
DT	Herbert										
DT	Williamson										
OLB	Tre. McLaurin										
ILB	Rutter										
OLB	Pigram										
SS	Alexander										
FS	Wheeling										
CB	Riley										
CB	Cox										

Tribe in the Red Zone

William and Mary Offense In the Red Zone

Opponent	WM In Red Zone	WM TDs	WM FGs	WM FG Missed	WM No Score	RZ Score %
Maryland	1	1	0	0	0	100.0
Maine						
VMI						
Hofstra						
Massachusetts						
Liberty						
James Madison						
Villanova						
Towson						
Delaware						
Richmond						
SEASON	1	1	0	0	0	100.0

Opponents in the Red Zone

Opponent	Opp. in RZ	Opp. TDs	Opp. FGs	Opp. FG Missed	Opp. No Score	Opp. Score %
Marshall	5	3	2	0	0	100.0
Maine						
VMI						
Hofstra						
Massachusetts						
Liberty						
James Madison						
Villanova						
Towson						
Delaware						
Richmond						
SEASON	5	3	2	0	0	100.0

Tribe Single-Game Highs



Individual Single-Game Highs

Pass Attempts:	31, J. Phillips at Maryland, 9/2
Pass Completions:	16, J. Phillips at Maryland, 9/2
Passing Yards:	127, J. Phillips at Maryland, 9/2
Passing TDs:	1, J. Phillips and M. Potts at Maryland, 9/2
Rushing Attempts:	17, E. Brooks at Maryland, 9/2
Rushing Yards:	62, E. Brooks at Maryland, 9/2
Rushing TDs:	none
Receptions:	5, E. Mack and D. McAulay at Maryland, 9/2
Receiving Yards:	82, D. McAulay at Maryland, 9/2
Receiving TDs:	1, E. Mack and D. McAulay at Maryland, 9/2
Total Offensive Yards:	139, J. Phillips at Maryland, 9/2
All-Purpose Yards:	106, D. Holmes at Maryland, 9/2
Total Points:	6, E. Mack and D. McAulay at Maryland, 9/2
Points Kicking:	2, B. Pritchard at Maryland, 9/2
Points Rushing:	none
Points Receiving:	6, E. Mack and D. McAulay at Maryland, 9/2
Field Goals Made:	none
Field Goals Attempted:	none
PATs Attempted:	2, B. Pritchard at Maryland, 9/2
PATs Made:	2, B. Pritchard at Maryland, 9/2
Punts:	8, B. Pritchard at Maryland, 9/2
Punting Yards:	267, B. Pritchard at Maryland, 9/2
Punting Average:	33.4, B. Pritchard at Maryland, 9/2
Punt Returns:	1, D. Cox at Maryland, 9/2
Punt Return Yards:	15, D. Cox at Maryland, 9/2
Kickoff Returns:	4, D. Holmes at Maryland, 9/2
Kickoff Return Yards:	90, D. Holmes at Maryland, 9/2
Kickoff Return Avg:	22.5, D. Holmes at Maryland, 9/2
Interceptions:	1, K. Allen at Maryland, 9/2
Interception Yards:	none
Tackles:	8, K. Allen at Maryland, 9/2
Solo Tackles:	5, K. Allen at Maryland, 9/2
Tackles for loss:	1.0, five players at Maryland, 9/2
Sacks:	none
Pass Breakups:	3, D. Cox at Maryland, 9/2

Team Single-Game Highs

Pass Attempts:	41, at Maryland, 9/2
Pass Completions:	25, at Maryland, 9/2
Passing Yards:	226, at Maryland, 9/2
Passing TDs:	2, at Maryland, 9/2
Yards Per Completion:	9.0, at Maryland, 9/2
Rushing Attempts:	29, at Maryland, 9/2
Rushing Yards:	84, at Maryland, 9/2
Rushing TDs:	none
Yards Per Rush:	2.9, at Maryland, 9/2
Total Yards:	310, at Maryland, 9/2
Points Scored:	14, at Maryland, 9/2
TDs Scored:	2, at Maryland, 9/2
Total Plays:	70, at Maryland, 9/2
Field Goals Made:	none
Field Goals Attempted:	none
PATs Attempted:	2, at Maryland, 9/2
PATs Made:	2, at Maryland, 9/2
Punts:	10, at Maryland, 9/2
Punting Yards:	303, at Maryland, 9/2
Punting Average:	30.3, at Maryland, 9/2
Punt Returns:	1, at Maryland, 9/2
Punt Return Yards:	15, at Maryland, 9/2
Kickoff Returns:	4, at Maryland, 9/2
Kickoff Return Yards:	90, at Maryland, 9/2
Kickoff Return Average:	22.5, at Maryland, 9/2
Interceptions:	1, at Maryland, 9/2
Interception Yards:	none
Forced Fumbles:	none
Fumble Return Yards:	none
Turnovers Gained:	4, at Maryland, 9/2
Turnovers Lost:	none
Sacks:	none
Sacks Allowed:	2, at Maryland, 9/2
First Downs:	16, at Maryland, 9/2
Third Down Conv. %:	26.7, at Maryland, 9/2
Fourth Down Conversion %:	none
Penalties:	2, at Maryland, 9/2
Penalty Yards:	15, at Maryland, 9/2
Possession Time:	31:27, at Maryland, 9/2

Game-By-Game Individual Highs

Opponent	Pass Att.	Pass Yards	Rushes	Rush. Yds	Receptions	Rec. Yds.	Tackles	TFLs	Sacks
at Maryland	31, Phillips	127, Phillips	17, Brooks	62, Brooks	5, Mack/McAulay	82, McAulay	8, Allen	1.0, five players	none
Maine									
VMI									
Hofstra									
at UMass									
at Liberty									
at JMU									
Villanova									
at Towson									
at Delaware									
Richmond									



Opponent Highs / Long Plays

Opponent Individual Single-Game Highs

Pass Attempts:	15, S. Hollenbach (MD), 9/2
Pass Completions:	9, S. Hollenbach (MD), 9/2
Passing Yards:	127, S.Hollenbach (MD), 9/2
Passing TDs:	none
Rushing Attempts:	15, L. Ball (MD), 9/2
Rushing Yards:	89, K. Lattimore (MD), 9/2
Rushing TDs:	2, L. Ball (MD), 9/2
Receptions:	3, D. Oquendo (MD), 9/2
Receiving Yards:	55, D. Oquendo (MD), 9/2
Receiving TDs:	none
Total Offensive Yards:	164, S. Hollenbach (MD), 9/2
All Purpose Yards:	89, K. Lattimore (MD), 9/2
Total Points:	12, L. Ball (MD), 9/2
Points Kicking:	9, D. Ennis (MD), 9/2
Points Rushing:	12, L. Ball (MD), 9/2
Points Receiving:	none
Field Goals Made:	2, D. Ennis (MD), 9/2
Field Goals Attempted:	2, D. Ennis (MD), 9/2
PATs Attempted:	3, D. Ennis (MD), 9/2
PATs Made:	3, D. Ennis (MD), 9/2
Punts:	4, A. Podlesh (MD), 9/2
Punting Yards:	185, A. Podlesh (MD), 9/2
Punting Average:	46.2, A. Podlesh (MD), 9/2
Punt Returns:	3, D. Oquendo (MD), 9/2
Punt Return Yards:	17, D. Oquendo (MD), 9/2
Kickoff Returns:	1, three players (MD), 9/2
Kickoff Return Yards:	17, D. Oquendo (MD), 9/2
Kickoff Return Average:	17.0, D. Oquendo (MD), 9/2
Interceptions:	none
Interception Yards:	none
Tackles:	11, W. Jefferson (MD), 9/2
Solo Tackles:	6, W. Jefferson (MD), 9/2
Tackles for loss:	1.0, four players (MD), 9/2
Sacks:	1.0, W. Jefferson and E. Henderson (MD), 9/2
Pass Breakups:	2, J. Wilson (MD), 9/2

Opponent Team Single-Game Highs

Pass Attempts:	20, Maryland, 9/2
Pass Completions:	9, UNH, 9/2
Passing Yards:	153, Maryland, 9/2
Passing TDs:	none
Yards Per Completion:	17.0, Maryland, 9/2
Rushing Attempts:	40, Maryland, 9/2
Rushing Yards:	213, Maryland, 9/2
Rushing TDs:	3, Maryland, 9/2
Yards Per Rush:	5.3, Maryland, 9/2
Total Yards:	366, Maryland, 9/2
Points Scored:	27, Maryland, 9/2
Touchdowns Scored:	3, Maryland, 9/2
Total Plays:	60, Maryland, 9/2
Field Goals Made:	2, Maryland, 9/2
Field Goals Attempted:	2, Maryland, 9/2
PATs Attempted:	3, Maryland, 9/2
PATs Made:	3, Maryland, 9/2
Punts:	4, Maryland, 9/2
Punting Yards:	185, Maryland, 9/2
Punting Average:	46.2, Maryland, 9/2
Punt Returns:	5, Maryland, 9/2
Punt Return Yards:	37, Maryland, 9/2
Kickoff Returns:	3, Maryland, 9/2
Kickoff Return Yards:	35, Maryland, 9/2
Kickoff Return Average:	11.7, Maryland, 9/2
Interceptions:	none
Interception Yards:	none
Forced Fumbles:	none
Fumble Return Yards:	none
Turnovers Gained:	none
Turnovers Lost:	4, Maryland, 9/2
Sacks:	2, Maryland, 9/2
Sacks Allowed:	none
First Downs:	18, Maryland, 9/2
Third Down Conversion %:	20.0, Maryland, 9/2
Fourth Down Conversion %:	none
Penalties:	1, Maryland, 9/2
Penalty Yards:	10, Maryland, 9/2
Possession Time:	28:33, Maryland, 9/2

Tribe Longest Plays of the Season

Rush:	11, E. Brooks at Maryland, 9/2
Rushing TD:	none
Pass:	49, M. Potts to D. McAulay at Maryland, 9/2
Passing TD:	49, M. Potts to D. McAulay at Maryland, 9/2
Punt Return:	15, D. Cox at Maryland, 9/2
Kickoff Ret:	32, D. Holmes at Maryland, 9/2
INT Return:	none
Punt:	48, B. Pritchard at Maryland, 9/2
Field Goal:	none
Drive:	56 yards, 9 plays, 2:43, TD, at Maryland, 9/2

Opponent Longest Plays of the Season

Rush:	34, K. Lattimore (MD), 9/2
Rushing TD:	3, L. Ball (MD), 9/2
Pass:	47, S. Hollenbach to I. Williams (MD), 9/2
Passing TD:	none
Punt Return:	10, D. Oquendo (MD), 9/2
Kickoff Return:	17, D. Oquendo (MD), 9/2
INT Return:	none
Punt:	58, A. Podlesh (MD), 9/2
Field Goal:	39, D. Ennis (MD), 9/2
Drive:	75 yards, 4 plays, 1:20, TD, Maryland, 9/2

Top Offensive Performances



Tribe's Top Offensive Performances

Top Passing Performances

1.	127	Jake Phillips at Maryland	Sept. 2
2.	99	Mike Potts at Maryland	Sept. 2

Top Rushing Performances

1.	62	Elijah Brooks at Maryland	Sept. 2
2.	12	Jake Phillips at Maryland	Sept. 2
3.	10	DeBrian Holmes at Maryland	Sept. 2

Top Receiving Performances

1.	82	D.J. McAulay at Maryland	Sept. 2
2.	46	Joe Nicholas at Maryland	Sept. 2
3.	29	Elijah Brooks at Maryland	Sept. 2
4.	26	Elliott Mack at Maryland	Sept. 2
5.	15	R.J. Archer at Maryland	Sept. 2
6.	12	Matt Trinkle at Maryland	Sept. 2
7.	10	Andrew Atchison at Maryland	Sept. 2
8.	6	DeBrian Holmes at Maryland	Sept. 2

200-yard Passing Games

100-yard Rushing Games

100-yard Receiving Games



Mike Potts



Elijah Brooks



D.J. McAulay

Tribe's All-Time Top Offensive Performances

Top Passing Performances

1.	426	Dave Corley vs. Northeastern, 10/28/00
2.	406	Stan Yagiello vs. JMU, 9/28/85
3.	401	David Murphy at Marshall, 11/5/83
4.	399	Chris Garrity at ECU, 11/14/81
5.	385	Greg DeGennaro at Bucknell, 9/20/86
6.	383	Kenny Lambiotte vs. Colgate, 9/6/86
7.	381	Mike Cook at N. Iowa, 12/7/96*
8.	378	Lang Campbell vs. Northeastern, 10/2/04
9.	373	Mike Cook vs. UNH, 10/24/98
10.	368	Lang Campbell at Liberty, 10/9/04
11.	360	Dave Murphy vs. Rutgers, 10/22/83
12.	355	Lang Campbell at Delaware, 10/23/04
13.	352	Mike Cook at Ga. Southern, 9/6/97
14.	346	Dave Corley vs. VMI, 9/14/02
15.	345	Chris Hakel vs. Delaware, 9/14/91
	345	Stan Yagiello vs. Norfolk St., 9/14/85
17.	342	Lang Campbell vs. Delaware, 12/4/04*
18.	339	Mike Cook vs. Hampton, 10/31/98
19.	329	Chris Garrity vs. Richmond, 11/21/81
20.	326	Dave Corley vs. Delaware, 9/28/02

*NCAA Playoff Game

Top Rushing Performances

1.	257	Phil Mosser at Ohio Wes., 10/3/70
2.	219	Derek Fitzgerald vs. Penn., 10/14/95
3.	201	Alvin Porch at UConn., 10/18/97
4.	198	Jon Smith at UNH, 10/19/02
5.	189	Derek Fitzgerald at NU, 9/16/95
	189	Derek Fitzgerald vs. Villanova, 10/23/93
7.	186	Alvin Porch vs. Boston, 9/27/97
8.	183	Alvin Porch vs. Delaware, 11/2/96
9.	181	Robert Green at Navy, 9/21/91
10.	180	Robert Green at Citadel, 9/8/90
11.	177	Tyrone Shelton vs. ETSU, 11/4/89
	177	Hameen Ali vs. Delaware, 10/10/98
13.	173	Alvin Porch vs. Richmond, 11/15/97
14.	172	Bill Bowman vs. WFU, 9/19/53
15.	171	Jim Kruijs vs. Navy, 10/16/76
16.	170	Troy Keen at Furman, 9/17/94
17.	165	Robert Green vs. VMI, 10/13/90
18.	164	Tyrone Shelton at Furman, 11/3/90
	164	Keith Fimian vs. Virginia, 9/18/76
20.	159	Alvin Porch vs. JMU, 10/11/97

Top Receiving Performances

1.	244	Dominique Thompson at Delaware, 10/23/04
2.	240	David Conklin at VMI, 9/13/97
3.	226	Mike Sutton at Marshall, 11/5/83
4.	221	Dominique Thompson at LU, 10/9/04
5.	211	Kurt Wrigley vs. Richmond, 11/21/81
6.	198	Ron Gilliam vs. JMU, 9/28/85
7.	195	Chris Rosier at UConn., 10/18/97
8.	194	Rich Musinski vs. Delaware, 9/28/02
9.	191	Rich Musinski at URI, 10/25/03
10.	185	Dominique Thompson vs. UD, 12/4/04*
11.	184	Chris Rosier at URI, 10/7/00
12.	183	Glenn Bodnar at Colgate, 11/10/84
13.	182	Dave Szydluk vs. JMU, 9/28/85
14.	168	Chris Rosier at JMU, 10/28/00
15.	164	Rich Musinski vs. UNH, 9/29/01
16.	162	Dave Conklin vs. UConn., 11/14/98
17.	161	Rich Musinski at UMass, 9/1/01
18.	158	Harry Mehre vs. Lehigh, 9/17/88
19.	157	Corey Ludwig at Delaware, 9/11/93
	157	D. Thompson vs. Northeastern, 10/2/04

*NCAA Playoff Game



Scoring Drives Chart

William and Mary Scoring Drives

Opponent	Obtained	Plays	Yards	TOP	Result	Quarter	Play
Maryland	Fumble	9	56	2:43	TD	Second	Phillips 9-yard pass to Mack
Maryland	Punt	2	54	1:03	TD	Fourth	Potts 49-yard pass to McAulay

The Last Time It Happened



Team

Shut out an opponent 56-0, vs. Liberty, 9/24/05
 Was shut out 0-14, at Delaware, 11/1/97
 Consecutive shutouts at Northeastern (32-0), at New Hampshire (39-0), 1995

Scored 60-69 points 62-31, vs. VMI, 9/14/02
 Scored 50-59 points 55-0, vs. Liberty, 9/24/05
 Consecutive 50+ games at Northeastern (53), vs. Villanova (51), 1993
 Consecutive 40+ games vs. LU (56), vs. UNH (42), vs. NU (44), vs. Towson (44), 2005

Passed for 400+ yards 426, vs. Northeastern, 10/28/00
 Allowed 400+ passing yards 489, at Western Michigan, 9/5/03

Passed for 300+ yards 359, vs. Northeastern, 10/15/05
 Allowed 300+ passing yards 325, at Villanova, 10/29/05

Rushed for 400+ yards 433, vs. Villanova, 10/23/99
 Allowed 400+ yards rushing 509, vs. Furman, 9/18/99

Rushed for 300+ yards 335, vs. Liberty, 9/24/05
 Rushed/Passed for 200+ yards vs. Towson (210 rush, 202 pass), 10/22/05

Had 600+ yds of total offense 635, vs. Liberty, 9/24/05
 Allowed 600+ yards of total off. 638, at Western Michigan, 9/6/03

Had 500-599 yds of total offense 500, vs. Delaware, 12/4/04
 Allowed 500-599 yards total off. 540, at Villanova, 10/29/05

Gained less than 100 yards total offense None post 1981
 Held opponent under 100 yards total offense. 82, at Bucknell, 9/21/96

Gained less than 50 rush yards 18, at Richmond, 11/19/05
 Held opponent under 50 rush yards -6, vs. Liberty, 9/24/05

Gained less than 50 pass yards 30, vs. Boston, 9/19/92
 Held opponent under 50 pass yards 44, vs. Rhode Island, 11/9/02

Intercepted five passes 5, vs. Pennsylvania, 10/14/95
 Had five passes intercepted 5, vs. Boston, 10/14/89

Scored a defensive touchdown 2, at Villanova (INT returns), 10/29/05
 Allowed a defensive touchdown at Villanova, 10/29/05

Scored a special teams touchdown vs. New Hampshire (Kickoff return), 10/8/05
 Allowed a special teams touchdown vs. Hampton (Kickoff return), 11/27/04

Scored defensive and special teams touchdowns at Richmond, 11/21/03

Recorded a safety vs. Villanova, 11/6/04
 Surrendered a safety vs. Delaware, 11/12/05

Won in overtime (2 OTs) 44-41, at Northeastern, 10/15/05
 Lost in overtime 31-34, at James Madison, 11/16/02
 Tied an opponent 31-31, at Princeton, 9/23/89

Individual

Passed for 400+ yds 426, D. Corley vs. Northeastern, 10/28/00
 Opponent passed for 400+ yards 450, C. Munson at Western Michigan, 9/6/03

Passed for 300+ yards 315, L. Campbell, vs. James Madison, 12/10/04
 Opponent passed for 300+ yards 325, F. Jankowski, at Villanova, 10/29/05

Passed for 200+ yards 289, J. Phillips, vs. Delaware, 11/12/05
 Opponent passed for 200+ yards 325, F. Jankowski, at Villanova, 10/29/05

Passed for 6 touchdowns S. Knight, vs. Maine, 11/6/93
 Opponent passed for 6 touchdowns C. Munson, at Western Michigan, 9/6/03

Passed for 4+ touchdowns 4, J. Phillips, at Northeastern, 10/15/05
 Opponent passed for 4+ touchdowns 6, C. Munson, at Western Michigan, 9/6/03

Completed 30+ attempts 30, L. Campbell, vs. James Madison, 12/10/04
 Opponent completed 30+ attempts 33, R. Santos, vs. New Hampshire, 10/8/05

QB pass/rush for 100 yards D. Corley (247 pass, 107 rush), at Villanova, 11/11/00
 Opponent QB pass/rush for 100 yards J. Eaton (128 pass, 106 rush), at Maine, 9/7/02

QB had 2 pass / 2 rush TDs L. Campbell (2 pass, 2 rush), at North Carolina, 9/4/04
 Opponent QB had 2 pass / 2 rush TDs J. Davis (2 pass, 3 rush), at Rhode Island, 9/17/05

Rushed for 200+ yards 201, A. Porch, at Connecticut, 10/18/97
 Had an opponent rush for 200+ yards 216, J. Watkins, at Appalachian State, 12/1/01

Rushed for 100+ yards 135, E. Brooks vs. New Hampshire, 10/8/05
 Had an opponent rush for 100+ yards 111, T. Hightower, at Richmond, 11/19/05

Two players rush for 100 yards Troy Keen (158) and Derek Fitzgerald (140), vs. URI, 10/7/95
 Two opponents rush for 100 yards R. McGill (133) and J. Lewis (123), at UNC, 9/4/04

Two players with 100 receiving yds J. Nicholas (121) and E. Mack (106), vs. UD, 11/12/05
 Two opponents with 100 receiving yards D. Boler (155) and J. Long (108), at UD, 10/23/04

Had 200+ yards receiving 244, D. Thompson, at Delaware, 10/23/04
 Opponent had 200+ yards receiving 206, C. Adams, vs. Hofstra, 10/6/01

Had 100+ yards receiving 121, J. Nicholas, 106, E. Mack, vs. Delaware, 11/12/05
 Opponent had 100+ yards receiving 182, J. Dieser, at Villanova, 10/29/05

Had 30+ carries 32, E. Brooks, vs. New Hampshire, 10/8/05
 Opponent had 30+ carries 34, M. Gibson, at Villanova, 10/29/05

Rushed for 4 touchdowns E. Brooks, vs. New Hampshire, 10/8/05
 Opponent rushed for 4 touchdowns J. Watkins, at Appalachian State, 12/1/01

Rushed for 3 touchdowns E. Brooks, vs. Liberty, 9/24/05
 Opponent rushed for 3 touchdowns S. Tutt, at Richmond, 11/19/05

Had 10+ receptions 11, J. Nicholas, vs. Delaware, 12/4/04
 Opponent had 10+ receptions 11, J. Dieser, at Villanova, 10/29/05

Had 3+ touchdown receptions 4, D. Thompson, at Delaware, 10/23/04
 Opponent had 3+ touchdown receptions 3, T. Hinshaw, at Central Florida, 9/23/00

Had TD Rushing/TD Receiving E. Brooks (3 rush, 1 receiving), vs. Liberty, 9/24/05
 Opponent had TD Rushing/TD Receiving A. Bradshaw (1 rush, 1 receiving), at Marshall, 9/1/05

Returned a kickoff for TD S. Cason, 92 yards, vs. New Hampshire, 10/8/05
 Had a kickoff returned for TD J. Mathis, 93 yards, vs. Hampton, 11/27/04

Returned a punt for TD M. Bobo, 69 yards, at Richmond, 11/21/03
 Had a punt returned for TD C. Thompson, 70 yards, vs. James Madison, 10/18/03

Returned a blocked punt for TD S. McDermott, 12 yards, at Rhode Island, 9/7/96
 Had a blocked punt returned for TD C. Curry, 0 yards, vs. Villanova, 11/11/00

Blocked a field goal B. Williamson, 39 att., vs. Villanova, 11/6/04
 Had a field goal blocked G. Kuehn, 28-yards, vs. New Hampshire, 10/8/05

Blocked a punt B. Burrow, vs. Delaware, 11/12/05
 Had a punt blocked M. Mesi, at Delaware, 10/23/04

Returned a fumble for TD A. O'Connor, 0 yards, at Rhode Island, 10/25/03
 Had a fumble returned for TD J. Couch, 70 yards vs. Marshall, 9/1/05

Had 2+ interceptions 2, J. Shaw, at Rhode Island, 9/17/05
 Opponent had 2+ interceptions 2, R. Badger, at Villanova, 10/29/05

Returned an INT for TD Tre. McLaurin (14 yards), J. Miller (80 yards), at Villanova, 10/29/05
 Had an INT returned for TD R. Badger, 15 yards, at Villanova, 10/29/05

Made 4 Field Goals B. Sterba, vs. Northeastern, 10/28/01
 Opponent made 4 Field Goals M. Husted, at Virginia, 10/24/92

Made 3 Field Goals G. Kuehn, vs. James Madison, 11/5/05
 Opponent made 3 Field Goals C. Onorato, vs. Hofstra, 11/1/03

Kicked a 50+ yard Field Goal 50, G. Kuehn, at Rhode Island, 9/17/05
 Opponent kicked a 50+ yard Field Goal 51, C. McCormack, vs. New Hampshire, 10/15/03

2-point run L. Campbell, vs. James Madison, 12/10/04
 Opponent 2-point run C. Cross, vs. Villanova, 11/27/01

2-point reception J. Nicholas, vs. Northeastern, 10/2/04
 Opponent 2-point reception J. Morgan, vs. Hampton, 11/27/04



Single-Game Records

Individual Records

Scoring

Most Points

36, Bill Palese vs. Bridgewater, 1931

Most Touchdowns

6, Bill Palese vs. Bridgewater, 1931

Most PATs

8, Greg Kuehn vs. Liberty, 2005

8, Greg Kuehn vs. VMI, 2002

8, Terry Regan vs. Davidson, 1972

Most Field Goals

4, Chris Dawson vs. Lehigh, 1992

4, Brian Shallcross vs. VU, 1995

4, Brett Sterba vs. Northeastern, 2000

Total Offense

Most Yards

454, David Corley vs. Northeastern, 2000

Rushing

Rush Attempts

37, Wes Meeteer vs. Davidson, 1969

37, Troy Keen vs. Northeastern, 1994

37, Derek Fitzgerald vs. Penn, 1995

Rushing Yards

257, Phil Mosser vs. Ohio Wesl., 1970

Passing

Pass Attempts

53, Lang Campbell vs. UD, 2004

52, Mike Cook vs. UNH, 1998

Completions

35, Dave Murphy vs. Rutgers, 1983

Passing Yards

426, David Corley vs. Northeastern, 2000

Touchdown Passes

6, Shawn Knight vs. Maine, 1993

Receiving

Receptions

13, Rich Musinski vs. URI, 2003

13, Glen Bodnar vs. Colgate, 1984

Receiving Yards

244, Dominique Thompson at UD, 2004

240, Dave Conklin vs. VMI, 1997

TD Receptions

4, Dominique Thompson at UD, 2004

4, Vito Ragazzo vs. WFU, 1949

4, Corey Ludwig vs. Maine, 1993

Sacks

3.5, Luke Cullinane vs. VU, 1996

Interceptions

4, Jack Bruce vs. Richmond, 1947

Individual Long Plays

Rush from scrimmage

95 yds, John Truehart vs. Elon, 1934

Pass Completion

87 yds, Lang Campbell to Dominique Thompson at Delaware, 2004

87 yds, Dan Henning to Tom Scott vs. Navy, 1961

Punt

77 yds, Russell Brown, 1972

77 yds, Joe Agee, 1975

77 yds, Jack Freeman, 1942

Punt Return

101 yds, Dale Worrall vs. Bridgewater, 1932

Kickoff Return

100 yds, Dick Pawlewicz vs. UVA, 1974

Run With Fumble

91 yds, Meb Davis vs. Columbia, 1926

Run with Interception

93 yds, Marvin Graham vs. Virginia Tech, 1946

Field Goal

53 yds, Steve Christie vs. ETSU, 1987

53 yds, Steve Christie vs. UVA, 1988

53 yds, Brett Sterba vs. Delaware, 2000

Team Records

Most Points Scored

95, vs. Bridgewater, 1931

Most Points Allowed

93, by Delaware, 1915

Most Yards Gained

681, vs. Richmond, 1991

Most Plays

100, vs. Virginia Tech, 1971

Rushing Yards

453, vs. Ohio Wesleyan, 1970

433, vs. Villanova, 1993

419, vs. Delaware, 1973

417, vs. Richmond, 1974

413, vs. VMI, 1993

Pass Attempts

55, vs. Virginia Tech, 1971

Pass Completions

35, vs. Rutgers, 1983

Passing Yards

498, vs. VMI, 1997

426, vs. Northeastern, 2000

414, vs. Miami (Ohio), 1982

412, vs. JMU, 1985

403, vs. East Carolina, 1981

First Downs

36, vs. VMI, 1991

36, vs. VMI, 1993

35, vs. Liberty, 2005

Most Interceptions

6, vs. Wake Forest, 1947

Best Defense Against the Run

-39 yds, vs. Colgate, 1988

-39 yds, vs. Villanova, 1996

-11 yds, Quantico, 1967

-6 yds, vs. Liberty, 2005

-6 yds, vs. Villanova, 1993

Best Defense Against the Pass

9 yds, vs. UMass, 1995

9 yds, vs. East Carolina, 1980

9 yds, vs. Appalachian State, 1976

10 yds, vs. Furman, 1999

11 yds, vs. VMI, 1993

Active players in bold.

Game-By-Game Results

Game 1

Maryland 27, William and Mary 14

College Park, Md. • Byrd Stadium • Sept. 2, 2006

COLLEGE PARK, Md. (9/2/06) -- On the strength of a strong offensive first half behind All-ACC quarterback Sam Hollenbach, Maryland knocked off William and Mary, 27-14, in the season-opener for both teams at Byrd Stadium.

Hollenbach completed 7-of-11 pass attempts for 149 yards in the opening half, and the Terrapins used two rushing scores by Lance Ball to build a commanding 24-7 lead at the break.

W&M bounced back with a solid defensive effort in the second half, limiting Maryland to 105 yards of total offense and only a third-quarter field goal, after the Terps churned out 261 yards in the opening half.

Junior Mike Potts highlighted an impressive fourth quarter for the Tribe, entering the game in the final period and completing 9-of-10 attempts for 99 yards and a touchdown.

Senior Elijah Brooks paced the Tribe's ground attack with 62 yards on 17 attempts, and sophomore D.J. McAulay led the receiving corps with 82 yards and a touchdown on five catches. Classmate Elliott Mack also pulled in five grabs for 26 yards, including a 12-yard touchdown reception from Jake Phillips in the second quarter.

Potts completed his first three attempts on his first turn with the offense, then hooked up with McAulay for a 49-yard touchdown pass on his second series to cut the deficit to 27-14 with 4:35 remaining.

Sophomore free safety Kevin Allen led the squad with eight total tackles, including five solo stops, and added his third-career interception in the first half. Sophomore Derek Cox recovered a fumble and registered three pass break-ups, while senior defensive end Josh Wright recovered a pair of Maryland fumbles.



Sophomore D.J. McAulay had five catches for 82 yards, both career-highs, at Maryland.

	1	2	3	4	Final
William and Mary	0	7	0	7	14
Maryland	14	10	3	0	27

Scoring Summary

Qtr	Team	Score	Time
1st	UM	Ball 2 run (Ennis kick)	8:04
	UM	Lattimore 1 run (Ennis kick)	3:56
2nd	UM	FG Ennis 39	12:19
	W&M	Mack 9 pass from Phillips (Pritchard kick)	7:16
	UM	Ball 3 run (Ennis kick)	0:53
3rd	UM	FG Ennis 25	11:13
4th	W&M	McAulay 49 pass from Potts (Pritchard kick)	4:35

	W&M	Maryland
First Downs	16	18
Rushes - Yards	29-84	40-213
Att-Cmp-Int	41-25-0	20-9-1
Pass Yards	226	153
Total Offense	310	366
Total Plays	70	60
Fumbles - Lost	0-0	3-3
3rd Down Conv.	4-15	2-10
Penalties - Yards	2-15	1-10
Sacks by - Yards	0-0	2-13
Time of Possession	31:27	28:33

Rushing - W&M: Brooks 17-62, Phillips 9-12, Holmes 3-10. **Maryland:** Ball 15-86 (2TD), Lattimore 13-89 (TD), Allen 6-25, Hollenbach 1-11, Humber 1-2, Heyward-Bey 1-1, Steffy 2-0.

Passing - W&M: Phillips 31-16-0 127 (TD), Potts 10-9-0 99 (TD). **Maryland:** Hollenbach 15-9-0 153, Steffy 5-0-1 0.

Receiving - W&M: McAulay 5-82 (TD), Mack 5-26 (TD), Nicholas 4-46, Brooks 4-29, Holmes 3-6, Archer 2-15, Trinkle 1-12, Atchison 1-10. **Maryland:** Oquendo 3-55, Williams 2-47, Allen 2-0, Haynos 1-49, Gronkowski 1-9.

Defense - W&M: Allen 8 (5 solo, TFL, INT), Rutter 7 (0.5 TFL, PBU), Wheeling 6 (4 solo, 0.5 TFL), Tracy 5 (TFL), O'Neill 5, Riley 3 (TFL), Cox 3 (3 PBU, FR), Wright 2 (TFL, 2 FR), Pigram 2 (TFL).

Attendance: 49,763; **Time:** 2:43; **Weather:** 69, partly cloudy



Quarterback Club Awards

2006 Quarterback Club Weekly Awards

Offense



Cody Morris, Sr., OL

Morris made his first-career start at center on Saturday night at Maryland and turned in a notable effort. Morris received the team's highest grade for the offensive line and helped the Tribe record 310 yards of total offense against the Division I-A opponent.

Previous Winners

Maryland - Sept. 2

Cody Morris, Sr., OL

Team 310 yards of total offense

Defense



Derek Cox, So., CB

Cox turned in a standout performance in the defensive secondary, recording three total tackles and three pass break-ups. He also recovered a fumble.

Previous Winners

Maryland - Sept. 2

Derek Cox, So., CB

3 TT, 3 PBU, fumble recovery

Special Teams



DeBrian Holmes, So., KR

Holmes was the primary kick returner for the Tribe at Maryland and brought back four returns for a total of 90 yards, an average of 22.5 yards per attempt. Holmes recorded a long of 32 yards.

Previous Winners

Maryland - Sept. 2

DeBrian Holmes, So., KR/RB

4 KO returns for 90 yards, including long of 32 yards

2006 William and Mary Football
 William and Mary Overall Team Statistics (as of Sep 11, 2006)
 All games

TEAM STATISTICS	WM	OPP
SCORING.....	14	27
Points Per Game.....	14.0	27.0
FIRST DOWNS.....	16	18
Rushing.....	5	13
Passing.....	11	4
Penalty.....	0	1
RUSHING YARDAGE.....	84	213
Yards gained rushing.....	102	223
Yards lost rushing.....	18	10
Rushing Attempts.....	29	40
Average Per Rush.....	2.9	5.3
Average Per Game.....	84.0	213.0
TDs Rushing.....	0	3
PASSING YARDAGE.....	226	153
Att-Comp-Int.....	41-25-0	19-9-1
Average Per Pass.....	5.5	8.1
Average Per Catch.....	9.0	17.0
Average Per Game.....	226.0	153.0
TDs Passing.....	2	0
TOTAL OFFENSE.....	310	366
Total Plays.....	70	59
Average Per Play.....	4.4	6.2
Average Per Game.....	310.0	366.0
KICK RETURNS: #-YARDS.....	4-90	3-35
PUNT RETURNS: #-YARDS.....	1-15	5-37
INT RETURNS: #-YARDS.....	1-0	0-0
KICK RETURN AVERAGE.....	22.5	11.7
PUNT RETURN AVERAGE.....	15.0	7.4
INT RETURN AVERAGE.....	0.0	0.0
FUMBLES-LOST.....	0-0	3-3
PENALTIES-YARDS.....	2-15	2-10
Average Per Game.....	15.0	10.0
PUNTS-YARDS.....	10-303	4-185
Average Per Punt.....	30.3	46.2
Net punt average.....	26.6	42.5
TIME OF POSSESSION/GAME.....	31:27	28:33
3RD-DOWN CONVERSIONS.....	4/15	2/10
3rd-Down Pct.....	27%	20%
4TH-DOWN CONVERSIONS.....	0/1	0/0
4th-Down Pct.....	0%	0%
SACKS BY-YARDS.....	0-0	2-13
MISC YARDS.....	0	0
TOUCHDOWNS SCORED.....	2	3
FIELD GOALS-ATTEMPTS.....	0-0	2-2
PAT-ATTEMPTS.....	2-2	3-3
ATTENDANCE.....	0	49763
Games/Avg Per Game.....	0/0	1/49763
Neutral Site Games.....		0/0

SCORE BY QUARTERS	1st	2nd	3rd	4th	Total
William and Mary....	0	7	0	7	14
Opponents.....	14	10	3	0	27

2006 William and Mary Football
 William and Mary Overall Individual Statistics (as of Sep 11, 2006)
 All games

RUSHING	GP	Att	Gain	Loss	Net	Avg	TD	Long	Avg/G
Elijah Brooks	1	17	65	3	62	3.6	0	11	62.0
Jake Phillips	1	9	25	13	12	1.3	0	9	12.0
DeBrian Holmes	1	3	12	2	10	3.3	0	7	10.0
Total.....	1	29	102	18	84	2.9	0	11	84.0
Opponents.....	1	40	223	10	213	5.3	3	34	213.0

PASSING	GP	Effic	Att-Cmp-Int	Pct	Yds	TD	Lng	Avg/G
Jake Phillips	1	96.67	31-16-0	51.6	127	1	22	127.0
Mike Potts	1	206.16	10-9-0	90.0	99	1	49	99.0
Total.....	1	123.38	41-25-0	61.0	226	2	49	226.0
Opponents.....	1	104.48	19-9-1	47.4	153	0	47	153.0

RECEIVING	GP	No.	Yds	Avg	TD	Long	Avg/G
D.J. McAulay	1	5	82	16.4	1	49	82.0
Elliott Mack	1	5	26	5.2	1	9	26.0
Joe Nicholas	1	4	46	11.5	0	22	46.0
Elijah Brooks	1	4	29	7.2	0	12	29.0
DeBrian Holmes	1	3	6	2.0	0	3	6.0
R.J. Archer	1	2	15	7.5	0	10	15.0
Matt Trinkle	1	1	12	12.0	0	12	12.0
Drew Atchison	1	1	10	10.0	0	10	10.0
Total.....	1	25	226	9.0	2	49	226.0
Opponents.....	1	9	153	17.0	0	47	153.0

PUNT RETURNS	No.	Yds	Avg	TD	Long
Derek Cox	1	15	15.0	0	15
Total.....	1	15	15.0	0	15
Opponents.....	5	37	7.4	0	10

INTERCEPTIONS	No.	Yds	Avg	TD	Long
Kevin Allen	1	0	0.0	0	0
Total.....	1	0	0.0	0	0
Opponents.....	0	0	0.0	0	0

KICK RETURNS	No.	Yds	Avg	TD	Long
DeBrian Holmes	4	90	22.5	0	32
Total.....	4	90	22.5	0	32
Opponents.....	3	35	11.7	0	17

FUMBLE RETURNS	No.	Yds	Avg	TD	Long
Total.....	0	0	0.0	0	0
Opponents.....	0	0	0.0	0	0

2006 William and Mary Football
William and Mary Overall Individual Statistics (as of Sep 11, 2006)
All games

SCORING	TD	FGs	----- PATs -----				DXP	Saf	Points
			Kick	Rush	Rcv	Pass			
D.J. McAulay	1	0-0	0-0	0-0	0	0-0	0	0	6
Elliott Mack	1	0-0	0-0	0-0	0	0-0	0	0	6
Blair Pritchard	0	0-0	2-2	0-0	0	0-0	0	0	2
Total.....	2	0-0	2-2	0-0	0	0-0	0	0	14
Opponents.....	3	2-2	3-3	0-0	0	0-0	0	0	27

TOTAL OFFENSE	G	Plays	Rush	Pass	Total	Avg/G
Jake Phillips	1	40	12	127	139	139.0
Mike Potts	1	10	0	99	99	99.0
Elijah Brooks	1	17	62	0	62	62.0
DeBrian Holmes	1	3	10	0	10	10.0
Total.....	1	70	84	226	310	310.0
Opponents.....	1	59	213	153	366	366.0

FIELD GOALS	FGM-FGA	Pct	01-19	20-29	30-39	40-49	50-99	Lg	Blk
-------------	---------	-----	-------	-------	-------	-------	-------	----	-----

FG SEQUENCE	William and Mary	OPPONENTS
Maryland	-	(39),(25)

Numbers in (parentheses) indicate field goal was made.

PUNTING	No.	Yds	Avg	Long	TB	FC	I20	Blkd
---------	-----	-----	-----	------	----	----	-----	------

Blair Pritchard	8	267	33.4	48	0	0	1	1
Corey Davis	1	36	36.0	36	0	0	0	0
TEAM	1	0	0.0	0	0	0	0	0
Total.....	10	303	30.3	48	0	0	1	1
Opponents.....	4	185	46.2	58	0	0	3	0

KICKOFFS	No.	Yds	Avg	TB	OB
----------	-----	-----	-----	----	----

Blair Pritchard	3	115	38.3	0	0
Total.....	3	115	38.3	0	0
Opponents.....	6	373	62.2	2	0

2006 William and Mary Football
 William and Mary Overall Individual Statistics (as of Sep 11, 2006)
 All games

ALL PURPOSE	G	Rush	Rec	PR	KOR	IR	Tot	Avg/G
DeBrian Holmes	1	10	6	0	90	0	106	106.0
Elijah Brooks	1	62	29	0	0	0	91	91.0
D.J. McAulay	1	0	82	0	0	0	82	82.0
Joe Nicholas	1	0	46	0	0	0	46	46.0
Elliott Mack	1	0	26	0	0	0	26	26.0
R.J. Archer	1	0	15	0	0	0	15	15.0
Derek Cox	1	0	0	15	0	0	15	15.0
Jake Phillips	1	12	0	0	0	0	12	12.0
Matt Trinkle	1	0	12	0	0	0	12	12.0
Drew Atchison	1	0	10	0	0	0	10	10.0
Total.....	1	84	226	15	90	0	415	415.0
Opponents.....	1	213	153	37	35	0	438	438.0

2006 William and Mary Football
 William and Mary Overall Defensive Statistics (as of Sep 11, 2006)
 All games

DEFENSIVE LEADERS	GP	-----Tackles-----				TFL/Yds	-Sacks-	---Pass Def---			-Fumbles-		Blkd	
		Solo	Ast	Total				No-Yds	Int-Yds	BrUp	QBH	Rcv-Yds	FF	Kick
36 Kevin Allen	1	5	3	8	1.0-2	.	1-0	
44 Josh Rutter	1	1	6	7	0.5-1	.	.	1	
8 Alan Wheeling	1	4	2	6	0.5-1	
39 T.J. O'Neill	1	2	3	5	
97 Adrian Tracy	1	3	2	5	1.0-1	
19 David Caldwell	1	2	2	4	
37 Derek Cox	1	1	2	3	.	.	.	3	.	1-0	.	.	.	
23 Trevor McLaurin	1	2	1	3	
24 Richard Riley	1	3	.	3	1.0-4	
40 Chris Ndubueze	1	1	1	2	
22 David Houff	1	2	.	2	
52 Travis McLaurin	1	.	2	2	
94 Josh Wright	1	2	.	2	1.0-2	2-0	.	.	.	
21 Michael Pigram	1	1	1	2	1.0-1	
41 Shel. Alexander	1	1	.	1	
77 B. Williamson	1	.	1	1	
91 Blair Pritchard	1	1	.	1	
95 Cort. Herbert	1	1	.	1	
49 Raphael Bynum	1	1	.	1	
Total.....	1	33	26	59	6-12	0-0	1-0	4	.	3-0	.	.	.	
Opponents.....	1	39	28	67	4-18	2-13	.	5	.	.	.	1	.	