



# WILLIAM & MARY

GAME 3: VMI • Saturday, Sept. 23, 2006 • 7 p.m. • Zable Stadium at Cary Field • Williamsburg, Va.



## Game Day Information

WILLIAM AND MARY "TRIBE" (0-2) vs. VMI "KEYDETS" (1-2)

**Kickoff:** 7 p.m., Saturday, Sept. 23, 2006

**Site:** Zable Stadium at Cary Field (12,259, FieldTurf)

**TV:** none

**Radio:** 6 p.m. - The Tribe Football Radio Network will broadcast today's game across the Commonwealth of Virginia. The veteran broadcast duo of Jay Colley (play-by-play) and Bob Sheeran (color) will call the action. For a complete listing of the Tribe Football Radio Network, see the next page.

**All-Time Series:** W&M leads, 48-33-2 (See page four)

**Last Meeting:** W&M won, 41-7, on Sept. 10 last season in Lexington.

## First and 10

One of the most storied college football rivalries in the state will be renewed on Saturday night when the Virginia Military Institute visits Zable Stadium at 7 p.m. Saturday's game will mark the 83rd all-time meeting between the programs, who will line-up against each other for the 63rd consecutive season. W&M holds a 48-33-2 all-time advantage in the series that dates back to 1905, and the Tribe has won 20 consecutive decisions over the Keydets. But, W&M will be looking to snap a six-game losing streak, which dates back over the final four games of 2005, and gain its first victory of the season. The Tribe is coming off a 20-17 loss to Maine last Saturday night in its Atlantic 10 opener and is now 0-3 in night games at Zable Stadium. VMI has dropped two straight, including a 58-7 decision to reigning A-10 Champion Richmond on Saturday, after a season-opening victory over Davidson in Lexington on Sept. 2. The Keydets are led by former Spider front man Jim Reid, who is 3-7 all-time against W&M.

## 2006 Tribe's Schedule

Date	Opponent	Score/Time
Sept. 2	at Maryland	L/27-14
Sept. 16	MAINE*	L/20-17
<b>Sept. 23</b>	<b>VMI</b>	<b>7:00 p.m.</b>
Sept. 30	HOFSTRA*	1:00 p.m.
Oct. 7	at Massachusetts*	1:00 p.m.
Oct. 14	at Liberty	1:00 p.m.
Oct. 21	at James Madison*	3:00 p.m.
Oct. 28	VILLANOVA*	1:00 p.m.
Nov. 4	at Towson*	1:00 p.m.
Nov. 11	at Delaware*	1:00 p.m.
Nov. 18	RICHMOND*	1:00 p.m.

\*A-10 conference game

## 2006 Keydets' Schedule

Date	Opponent	Score/Time
Sept. 2	DAVIDSON	W/20-19
Sept. 9	at Norfolk State	L/32-19
Sept. 16	at Richmond	L/58-7
<b>Sept. 23</b>	<b>at William and Mary</b>	<b>7:00 p.m.</b>
Sept. 30	JAMES MADISON*	1:00 p.m.
Oct. 7	at Army	TBA
Oct. 14	COASTAL CAROLINA*	1:00 p.m.
Oct. 21	at Charleston Southern*	1:30 p.m.
Oct. 28	at Gardner-Webb*	1:30 p.m.
Nov. 11	at The Citadel	2:00 p.m.
Nov. 18	LIBERTY*	1:00 p.m.

\*A-10 conference game

## The Coaches

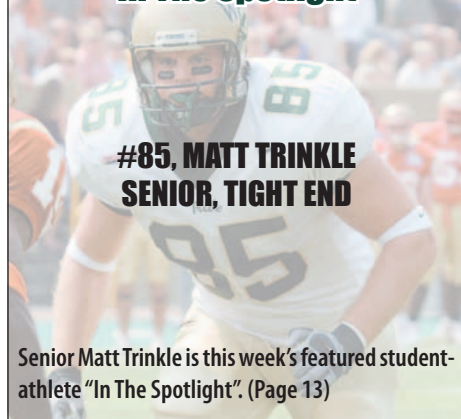
### Jimmye Laycock

Alma Mater, Year: William and Mary, 1970  
 W&M Record: 175-121-2 (27th season)  
 Career Record: Same  
 Career vs. UM: 5-1

### Jim Reid

Alma Mater, Year: Maine, 1973  
 VMI Record: 1-2 (First season)  
 Career Record: 85-84-3 (16th season)  
 Career vs. W&M: 3-7 (0-1 w/UMass; 3-6 w/UR)

## In The Spotlight



**#85, MATT TRINKLE  
SENIOR, TIGHT END**

Senior Matt Trinkle is this week's featured student-athlete "In The Spotlight". (Page 13)

## Table of Contents

Media Information .....	2
W&M Football Radio Network.....	2
W&M Sports Information Staff.....	2
Projected Depth Charts .....	3
Tale of the Tape .....	3
This Week's Opponent: VMI .....	4
W&M Football Quick Facts.....	4
W&M Football Game Notes .....	5
The Tribe in 2006.....	5
Scouting the 2006 Opponents.....	5
Atlantic 10 Information.....	6-7
Tribe Football Record Watch .....	8-9
I-AA National Rankings .....	10
Head Coach Jimmye Laycock .....	11
The Laycock Football Center .....	12
In The Spotlight: Matt Trinkle .....	13
W&M Football Rosters.....	14-15
Game-by-Game Starters .....	16
Tribe in the Red Zone.....	16
W&M Single-Game Highs .....	17
Opponent Single-Game Highs.....	18
Long Plays of the Season.....	18
Top Offensive Performances .....	19
Scoring Drives Chart.....	20
The Last Time It Happened .....	21
W&M Single-Game Records .....	22
Game-by-Game Results .....	23
Quarterback Club Players of the Week.....	24
2006 Statistics.....	25



# For The Media



## W&M Media Relations Staff

Pete Clawson (Primary Football Contact)  
Assistant A.D., Media Relations  
(O) 757-221-3369 (E) pmclaw@wm.edu

Mark Hoskins (Secondary Football Contact)  
Assistant to the Director  
(O) 757-221-3344 (E) mjhosk@wm.edu

Kris Sears (Associate SID)  
(O) 757-221-3368 (E) kasear@wm.edu

Rob Turner (Associate SID)  
(O) 757-221-3370 (E) rrturn@wm.edu

Jake Skipper (Intern)  
(O) 757-221-3344 (E) jcskip@wm.edu

**Zable Stadium Press Box Phone:** 757-221-3414

**Sports Information Fax:** 757-221-3412

**Web Site:** www.TribeAthletics.com

### Mailing Address:

P.O. Box 399  
Williamsburg, VA 23187

## Weekly Atlantic 10 Coaches Call

Every Monday from Aug.28-Nov. 20, the Atlantic 10 will conduct a teleconference from 10:00-12:10pm (eastern time) with each of its head football coaches. Each coach will have a 10-minute slot to discuss his team and answer questions from the media. Members of the media are strongly encouraged to participate in the questioning. For the access number, contact Pete Clawson or Stephen Haug in the Atlantic 10 communications office at (215) 545-6678.

- 10:00 Atlantic 10 update
- 10:10 Dave Clawson, Richmond
- 10:20 Jimmye Laycock, William & Mary
- 10:30 Andy Talley, Villanova
- 10:40 Rocky Hager, Northeastern
- 10:50 Mickey Matthews, James Madison
- 11:00 Jack Cosgrove, Maine
- 11:10 Don Brown, Massachusetts
- 11:20 Tim Stowers, Rhode Island
- 11:30 K.C. Keeler, Delaware
- 11:40 Sean McDonnell, New Hampshire
- 11:50 Dave Cohen, Hofstra
- 12:00 Gordy Combs, Towson

## A-10 Press Box Phone Numbers

Delaware	302-831-6199/302-831-2186
Hofstra	516-463-5247
James Madison	540-568-6521
Maine	207-581-1049
Massachusetts	413-545-3550
New Hampshire	603-862-2585
Northeastern	617-566-5956
Rhode Island	401-874-4616
Richmond	804-355-6110
Towson	410-704-3102
Villanova	610-519-5290

## Interviews

All requests for interviews must be directed through the Sports Information Office. Players are available Monday morning until noon Thursday. Please call either Pete Clawson, or Mark Hoskins, with interview requests.

## Weekly Press Conference

A press conference with head coach Jimmye Laycock will be held every Tuesday at noon at the Hospitality House in Williamsburg. Lunch is served around noon, followed by opening remarks and a question and answer session with Coach Laycock. Interviews with selected players will follow the luncheon. Please confirm your attendance with Pete Clawson in the Sports Information Office at least 24 hours in advance.

## Game Credentials

Please make all press and photo requests at least one week in advance. Tickets and parking passes can be mailed with one week's notice. If not, tickets can be picked up, with proper credentials, at the Will Call Window at Zable Stadium on the morning of the game.

## Press Parking

Parking for members of the working press is available just southeast of Zable Stadium in front of the University Center. Parking is limited and media members are encouraged to arrive early.

## Photographers

Please observe the NCAA rules, which prohibit photographers between the 25 yard lines.

## Press Box Services

Located atop the East grandstand of Zable Stadium at Cary field, the press box officially opens two hours prior to kickoff. Pregame notes, flip cards and programs will be available prior to the start. Complete halftime statistics, as well as final team and individual statistics, are available immediately following the game.

## Radio

Visiting radio lines may be rented through the Sports Information Office at a cost of \$75 per line. The radio booth for the visiting team is located at the south end of the press box on the lower level. Radio stations should make arrangements with the Sports Information Office at least a month in advance. Requests for the line will be honored on a first-come, first-served basis.

## Visiting Film Crews

Space will be allotted in the West Press Box for film and video crews of visiting teams' coaches' shows. We will provide two spots per team.

## Post-Game Procedures

Head coach Jimmye Laycock and the visiting coach will be available about 10 minutes after the game in an interview area located directly below the press box. Individual W&M players' names should be given to Pete Clawson during the fourth quarter and they will be made available in the interview room.

## The William and Mary Football Radio Network

The W&M Athletics Department announced a new partnership for the Tribe Radio Network. The Notice of Intent to Award issued by the College designates two local stations, 92.3 FM "The Tide" and 107.9 FM "WBACH", as the network's Co-Flagships for the coming athletics season.

"We are extremely excited to be teaming up with Tribe Athletics," said Tom Davis, the President of Davis Media LLC. "We look forward to enhancing the broadcasts and broadening the reach of the games to the many fans throughout Tidewater Virginia."

The new partnership provides the College with solid coverage of the peninsula, as the station's combined footprint reaches from eastern areas of Richmond to the western parts of Norfolk. Tribe fans in Richmond will also be able to catch the action on 1450AM WCLM, which returns for its second season as an affiliate. Also, as usual, long-standing network member WBRG, AM 1050 of Lynchburg is back to carry all the action for 2006.

In addition to the radio coverage, all broadcasts can be heard live on the web at www.TribeAthletics.com.

Despite the new locations on the dial, the College's long-standing broadcast team of team of Jay Colley and Bob Sheeran remain in place to deliver all the action of Tribe football over the airwaves.

### William and Mary Radio Network Affiliates

"The Tide"	92.3 FM	Williamsburg
WBACH	107.9 FM	Williamsburg
WBRG	1050 AM	Lynchburg
WCLM	1450 AM	Richmond





# Depth Charts

## Tribes Offense Depth Chart

Pos.	No.	Name	Elg.	Ht.	Wt.	Note
WR	2	Elliott Mack	SO	6-0	195	Seven catches in two games for 44 yards and a TD
	4	D.J. McAulay	SO	5-11	180	Led team again with 5 receptions and 53 yards vs. Maine
LT	67	Brent Cochran	JR	6-5	300	Now has 11 consecutive starts at tackle
	78	Chris Ilardo	RF	6-3	316	Red-shirted last year
LG	72	Justin Oliver	JR	6-4	295	First two career starts have come in 2006
	56	C.J. Muse	RF	6-4	305	Has seen action in both games on special teams
C	68	Cody Morris	SR	6-4	285	Preseason All-American with 27 consecutive starts on OL
	51	Tim Kelley	JR	6-2	316	Reliable back-up in second season after transfer
RG	53	Luke Hiteshew	SO	6-1	295	First two career starts have come in 2006
	75	Eric O'Brien	SO	6-1	270	Moved to offense during spring practice season
RT	71	Brad Stewart	JR	6-3	300	Has started 13 consecutive games at right tackle
	79	Michael Grant	SO	6-5	300	Reserve tackle, saw game action on special teams
TE	85	Matt Trinkle	SR	6-5	260	Two catches for five yards vs. Maine
	86	Drew Atchison	JR	6-7	250	Has two receptions in two games for 27 total yards
WR	27	Joe Nicholas	JR	6-3	210	Has caught at least one pass in 20 consecutive games
	16	R.J. Archer	RF	6-2	205	Five catches for 40 yards in first two collegiate games
QB	18	Jake Phillips	SO	6-3	225	Recorded a career-high 44 pass attempts vs. Maine
	10	Mike Potts	JR	6-4	220	Completed 9 of 10 attempts in fourth quarter at MD
TB	9	Elijah Brooks	SR	5-9	215	Tribes' leading rusher with 91 yards on 29 carries
	28	DeBrian Holmes	SO	5-9	185	Scored team's first rushing touchdown (14 yds.) vs. Maine
FB	46	Matt Otey	JR	5-11	230	Three TD catches on four career receptions
	49	Raphael Bynum	RF	5-9	225	First full season on offense after moving from LB

## Tribes Defense Depth Chart

Pos.	No.	Name	Elg.	Ht.	Wt.	Note
DE	97	Adrian Tracy	RF	6-4	235	Nine total tackles, 1 TFL, in first two collegiate games
	39	T.J. O'Neill	JR	6-1	241	Recorded solo sack and five tackles vs. Maine
DT	77	Brian Williamson	SR	6-3	290	Credited with three assists, including TFL, vs. Maine
	93	Sean Lissemore	RF	6-4	245	Saw first collegiate action vs. Maine with one tackle
DT	95	Cortenous Herbert	RF	6-3	260	Tallied three tackles in second start of career vs. Maine
	99	Josh Larkins	SO	6-2	320	Recorded five total tackles, including three solos, on Sat.
DE	94	Josh Wright	SR	6-3	245	Six tackles vs. Maine, including key third-quarter sack
	92	Ryan Jones	JR	6-3	260	Reliable veteran who has seen game action
ILB	44	Josh Rutter	SO	6-3	230	Leads team with 17 tackles through two games
	35	Ryan Horvath	JR	6-1	235	Travel squad member at Maryland
OLB	21	Michael Pigram	SO	5-10	218	Registered eight total stops, three unassisted, vs. Maine
	40	Chris Ndubueze	SR	6-1	230	Three tackles vs. Maine
OLB	23	Trevor McLaurin	SR	5-11	236	Five total tackles with three solos through two games
	52	Travis McLaurin	SR	5-11	240	Four total tackles vs. Maine
CB	24	Richard Riley	SR	6-2	190	Second career INT returned 14 yards vs. Maine
	31	Max Harris	FR	5-10	175	Saw first collegiate playing time vs. Maine
SS	36	Kevin Allen	SO	6-3	205	Second on team with 16 total tackles in two games
	41	Sheldon Alexander	RF	6-1	205	Made first career start at Maryland; One solo tackle
FS	8	Alan Wheeling	SR	5-9	180	Eight total stops in first two games at safety
	22	David Houff	SO	6-1	185	Broke team's vertical jump record (40.5") in offseason
CB	37	Derek Cox	SO	6-1	185	Had second fumble recovery in first quarter vs. Maine
	19	David Caldwell	FR	5-11	200	Seen action in both games at corner as true freshman

## Tribes Special Teams Depth Chart

Pos.	No.	Name	Elg.	Ht.	Wt.	Note
PK/KO	91	Blair Pritchard	SR	5-11	235	Booted first career field goal (25) vs. Maine; 4-4 on PATs
	87	David Miller	FR	6-0	170	True freshman, Top-60 recruit in VA by <i>Roanoke Times</i>
P	91	Blair Pritchard	SR	5-11	235	Averaging 32.7 yards per punt in two games
	15	Corey Davis	SR	6-1	200	Attempted Tribe's first punt at MD for 36 yards
HO	14	Christian Taylor	SR	6-3	205	Reliable holder on all of team's place-kicks in '05
	16	R.J. Archer	RF	6-2	195	Directed scout team offense in 2005
LS	94	Josh Wright	SR	6-3	245	Reliable veteran on special teams past two seasons
SS	67	Brent Cochran	JR	6-5	300	Short snapper on placement kicks
KR	28	DeBrian Holmes	SO	5-9	180	Leads team with 181 all-purpose yards in two games
	9	Elijah Brooks	SR	5-9	210	Led team with 1112 all-purpose yards in 2005
PR	37	Derek Cox	SO	6-1	185	Seventh in A-10 averaging 9.0 yards per return
	8	Alan Wheeling	SR	5-9	180	Sure-handed veteran in first year as returner

## VMI Offense Depth Chart

WR	9	Willie Bell	SO	6-5	185
	6	Ryan Mingus	SO	6-2	180
LT	73	Jeff Marcey	SO	6-4	275
	74	Kyle Johnson	RF	6-3	260
LG	71	Robert Brown	JR	6-6	300
	56	Gerard Payne	SO	6-1	280
C	60	Adam Reel	JR	6-3	280
	55	George Handler	RF	6-3	255
RG	70	Wes Lokey	RF	6-4	285
	58	Chip Chace	SO	6-2	285
RT	64	Dan vonSchuch	RF	6-2	260
	59	Nick Wegener	SO	6-2	240
TE	90	Travis Ludden	SO	6-3	230
	42	Chi Chi Ezekwe	JR	6-5	205
QB	4	Jonathan Wilson	SR	6-1	225
	14	Kyle Hughes	FR	6-2	190
FB	38	Sean Mizzer	SR	5-9	195
	33	Derek Smith	RF	5-11	205
TB	16	Joey Robinson	RF	6-1	195
	22	Nat Jackson	SO	5-11	200
or	28	Tim Maypray	FR	5-8	150
WR	42	Chi Chi Ezekwe	JR	6-5	205
	1	Chris Gilliland	SR	6-0	190

## VMI Defense Depth Chart

DE	44	Andy Viola	SO	6-0	200
	88	Tommy Lloyd	JR	6-5	250
DT	97	Eric Hall	SR	6-1	240
	83	Nick Mims	RF	6-3	250
NT	95	Jack Herzog	SR	6-3	270
	52	Vic Rosen	JR	6-1	255
DE	99	Charlie Liesfield	SR	6-4	240
	75	Robbie Appel	SO	6-3	265
SLB	2	Terrel Allen	SO	6-2	220
	26	Kris Ware	FR	5-10	200
MLB	17	Patrick McKinney	RF	6-3	220
	54	Dennis Dunaway	RF	6-0	215
WLB	8	Keashawn Artis	JR	6-2	225
	11	Heath Tomlin	SO	6-1	210
LCB	5	Jamaal Walton	SR	5-10	185
	31	Bryant Youngblood	FR	5-10	170
FS	21	Keith Taylor	RF	5-11	189
	20	Joe Taylor	RF	5-11	180
SS	19	Levi Swindell	FR	5-11	185
	36	Dawson Boyer	SO	6-0	180
RCB	3	Marcus Brown	JR	6-0	185
	29	Christian Kelly	FR	5-10	175

## VMI Special Teams Depth Chart

P	12	Adam Peters	SR	6-1	215
	41	Barrett Way	JR	5-9	180
PK	41	Barrett Way	JR	5-9	180
	12	Adam Peters	SR	6-1	215
H	12	Adam Peters	SR	6-1	215
	90	Travis Ludden	SO	6-3	230
LS	63	James Robertson	RF	6-3	285
	38	Sean Mizzer	SR	5-9	195
KR	28	Tim Maypray	FR	5-8	150
	38	Sean Mizzer	SR	5-9	195

## Tale of the Tape

Tribes vs. Keydets			
Pos.	W&M	VMI	Pos.
WR & TE	6-3/222	6-0/186	DB
OF Backs	6-0/223	6-2/222	LB
OL & TE	6-3/289	6-2/238	DL
DL	6-3/258	6-4/272	OL/TE
LB	6-1/228	6-0/205	OF Backs
DB	6-0/190	6-4/207	WR/TE

\* Averages reflect those of starters only.

# This Week's Opponent

## All-Time Series With VMI

**Series Record:** W&M leads, 48-33-2  
**Series Record in Williamsburg:** W&M leads, 21-9  
**Series Record in Lexington:** Series tied, 16-16-1  
**Series Record at Neutral Site:** W&M leads, 11-8-1  
**First Meeting:** Oct. 28, 1905, VMI won 23-0 in Lexington



## The Last 10 Series Meetings

Year	Date	Result	VMI Score	W&M Score	Location
1996	Sept. 14	Won	21	40	Williamsburg
1997	Sept. 13	Won	12	41	Lexington, VA
1998	Sept. 12	Won	0	49	Williamsburg
1999	Oct. 23	Won	14	35	Lexington, VA
2000	Sept. 9	Won	15	55	Williamsburg
2001	Sept. 8	Won	0	34	Lexington, VA
2002	Sept. 14	Won	31	62	Williamsburg
2003	Sept. 13	Won	24	34	Lexington, VA
2004	Sept. 25	Won	6	42	Williamsburg
2005	Sept. 10	Won	7	41	Lexington, VA

## VMI Series Notes

### Serious History

Few schools can boast such long and storied histories as the College of William and Mary (founded in 1693) and the Virginia Military Institute (founded in 1839). This same history can be applied to the football programs, as each has sponsored a team for the better part of the last century. The two schools have met on the gridiron 83 times, including at least once a year for the last 62 seasons.

The 62 consecutive games played streak is tied for the ninth longest, uninterrupted series currently being contested in the I-AA ranks. The other is the College's rivalry with Richmond. The Tribe has won 20-consecutive games in the VMI series, which stands as the second longest winning streak in an active uninterrupted series in the I-AA rank, the longest being Grambling's 29-straight wins over Prairie View.

### VMI Connections

Current assistant head coach and offensive line coach Bob Solderitch had a two-year stint as an assistant at VMI (1994-95), overseeing both the offensive and defensive lines.

VMI assistant Greg Shockley is in second season in Lexington, after spending the 2004 season as tight ends and special teams coach at W&M.

Junior running back Tony Viola's brother, Andy, is a sophomore starting defensive end for VMI.

### The Last Meeting

LEXINGTON, VA (9/10/05) -- Redshirt freshman quarterback Jake Phillips threw for 202 yards and a touchdown and 11th-ranked William and Mary piled up 469 yards of total offense to down VMI, 41-7, in the 83rd meeting between the state schools.

In his first-career start, Phillips completed 17 of 21 pass attempts and hit redshirt freshman tailback DeBrian Holmes for a 19-yard catch and run score in the fourth quarter.


Phillips connected on all three of his throws for 33 yards on the Tribe's opening series, leading W&M on an 87-yard march that was capped by Phillips' 1-yard sneak on fourth-and-goal from the 1.

Senior corner Stephen Cason pushed the lead to 17-0 in the second with a 57-yard interception return for a touchdown, his second pick of the contest.

After VMI trimmed the advantage to 17-7, senior place-kicker Greg Kuehn nailed a 39-yard field goal as time expired in the first half to give the Tribe a 20-7 lead at the break.

Junior running back Elijah Brooks led the Tribe ground game for the second-straight week with 94 yards on 18 carries, including a third-quarter 6-yard touchdown scamper that increased the lead to 27-7. Classmate Trevor McLaurin completed the Tribe's scoring with a 1-yard touchdown run.

Cason finished with seven total tackles, including five solos. Redshirt freshman linebacker Josh Rutter paced the defense for the second time in as many weeks with nine total tackles, and senior Jonas Watson recorded 1.5 sacks.



*Jake Phillips earned A-10 Rookie of the Week honors after leading W&M to victory at VMI in his first-career start.*

	1	2	3	4	Final
William and Mary	7	13	7	14	41
VMI	0	7	0	0	7

## How They Stack Up

Category	W&M (A-10)	VMI (BSC)
Scoring Offense	15.5 (10) ✓	15.3 (5)
Rushing Offense	89.5 (10)	✓ 203.7 (1)
Passing Offense	205.0 (4) ✓	100.7 (5)
Had Intercepted	0 (1)	0 (1)
Total Offense	294.5 (7)	✓ 304.3 (5)
Turnover Margin	3.00 (1) ✓	0.67 (1)
3rd Down Effici.	36.4 (4) ✓	32.3 (4)
Scoring Defense	23.5 (7) ✓	36.3 (5)
Rushing Defense	189.5 (11) ✓	216.3 (4)
Passing Defense	125.5 (6) ✓	274.7 (5)
Total Defense	315.0 (7) ✓	491.0 (5)
Net Punting	27.0 (12)	✓ 29.9 (5)
Penalties	27.5 (1) ✓	48.7 (3)

## Team Leaders

### William and Mary

**Rushing:** Brooks (29 att., 91 yds, 3.1 avg., 45.5 /g)  
**Passing:** Phillips (74-38-0, 311 yds, 2 TD, 155.5 /g)  
**Receiving:** McAulay (10 rec., 135 yds, 13.5 avg., TD, 67.5 /g)  
**Punt Ret:** Cox (2 for 18 yards, 9.0 avg., 15 long)  
**Kick Ret:** Holmes (7 for 130 yds, 18.6 avg., 32 long)  
**Kicking:** Pritchard (1-2 FG; 4-4 XP)  
**Punting:** Pritchard (32.7 avg., 48 long, 1 Inside-20)  
**Tackles:** Rutter (17 total, 6 solo)  
**Sacks:** O'Neill, Wright (1.0)  
**TFL:** Wright (2.0 for 5 yards)  
**INT:** Allen, Riley (1)  
**PBU:** Cox (3)

### VMI

**Rushing:** Mizzer (48 att., 316 yds, 6.6 avg., 2 TD, 105.3 /g)  
**Passing:** Wilson (39-15-0, 302 yds, 3 TD, 100.7 /g)  
**Receiving:** Bell (3 rec., 102 yds, 34.0 avg., TD, 34.0 /g)  
**Punt Ret:** none  
**Kick Ret:** Bell (6 for 113 yds, 18.8 avg., 29 long)  
**Kicking:** Way (0-1 FG; 4-4 PAT)  
**Punting:** Peters (39.7 avg., 51 long, 2 Inside-20)  
**Tackles:** McKinney (30 total, 9 solo)  
**Sacks:** Hall (2.0 for 16 yards)  
**TFL:** Allen, Herzog (3.0)  
**INT:** Walton (2)  
**PBU:** Walton (3)

## Tribe Quick Facts

Location: ..... Williamsburg, Va.  
 Founded: ..... 1693  
 Enrollment: ..... 5,700  
 Colors: ..... Green, Gold and Silver  
 President: ..... Gene R. Nichol  
 Athletics Director: ..... Terry Driscoll  
 Stadium: ..... Walter J. Zable Stadium at Cary Field  
 Conference: ..... Atlantic 10 Football Conference  
 First Season: ..... 1893  
 All-Time Record: ..... 509-493-41  
 2005 Record: ..... 5-6 (3-5 A-10)

## Keydet Quick Facts

Location: ..... Lexington, Va.  
 Founded: ..... 1839  
 Enrollment: ..... 1,300  
 Colors: ..... Red, White and Yellow  
 Superintendent: ..... General J.H. Binford Peay, III  
 Athletics Director: ..... Donny White  
 Stadium: ..... Foster Stadium/Alumni Memorial Field  
 Conference: ..... Big South Conference  
 First Season: ..... 1891  
 All-Time Record: ..... 448-588-42(.343)  
 2005 Record: ..... 3-8 (2-2, Big South)



## Team Notes

### A win over the Virginia Military Institute would:

- End the Tribe's current six-game losing slide going back to last season, the school's longest since Laycock's first and second years in the program, when W&M lost the last four games of 1980 and the first four of the 1981 campaign.
- End the Tribe's current three-game home losing streak, dating back to last season. The last time the College lost three-straight in Zable came between the 1998 and 1999 seasons, when the team lost its final two home games in '98 (Connecticut and Richmond) and then dropped the '99 home opener vs. Furman.
- Stand as the squad's first night win at Zable Stadium. The Tribe is currently 0-3 in night games played at the venerable structure. It would also stand as the first win for the Tribe on the College's new FieldTurf surface, which was installed this summer.
- Extend W&M's current winning streak over the Keydets to 21-straight contests.
- Move Laycock's all-time record against Jim Reid to 8-3. Reid spent nine seasons as the head coach of the University of Richmond, where his teams went 3-6 vs. Laycock's charges between the 1995 and 2003 seasons, while Reid also was a head coach at Massachusetts from 1986 to 1991, which included a 1990 NCAA Playoff loss to William and Mary.



*Sophomore quarterback Jake Phillips completed 22 of his career-high 44 pass attempts Saturday night vs. Maine for 184 yards and a touchdown, his 11th-straight game with a scoring pass.*

## Crowded House on Saturday Night

With an announced attendance of 10,706 on Saturday evening, the College had its second-largest home opening crowd since the 1996 season. Only last year's number of 11,741, which witnessed the team's victory over Liberty, was better over the 10-year span. In the three games played under the lights at Zable, William and Mary has averaged 11,756 fans, nearly 95.0% of capacity.

Perhaps the most impressive number in Saturday evening's turnout was the better than 2,700 students that donned yellow T-shirts and supported the home team. The College's entire undergraduate student body is listed at only 5,700.

## Did You Know?:

The College has had three home crowds of 10,000-plus in its last six home games over the last two years, including Liberty (11,756) and James Madison (12,287) in 2005 and Saturday's game vs. Maine (10,706).

Prior to these three games, one had to go back 25 games, stretching between the final game of 2004 to the second to last home game of the 2000 season, to find the next three five-digit home crowds (one each in '04, '02 and '00).

## Hard Road Ahead

A quick look at the College's schedule will show that the Tribe is going to face five opponents currently ranked in the SportsNetwork Top 25, including No. 7 Richmond, ninth-ranked Massachusetts, No. 17 James Madison, 18th-ranked Delaware and No. 21 Towson, which made its first top-25 appearance since 1993.

Of the five ranked opponents, the Tribe will have to face four on the road with the only home date coming against Richmond in the season finale. The last ranked team the College has beaten outside of Zable Stadium was James Madison in 2004, when the Tribe handed a then fourth-ranked Dukes squad a 27-24 defeat in Harrisonburg.

**Did You Know? II:** VMI will be the second of three-straight opponents to visit Zable in September. The last time the College played three-consecutive home contests in the regular season came in 1996, when the squad hosted Northeastern, Delaware and UMass. The Tribe swept the three contests on its way to capturing the first of three Atlantic 10 Conference Championships.

The College has not had three-straight September home games since 1993.

## The Tribe in 2006

Overall:	0-2
At home:	0 - 1
Away:	0 - 1
On grass:	0 - 1
On turf:	0 - 1
A-10 overall:	0 - 1
A-10 home:	0 - 1
A-10 road:	0 - 0
By Month:	
September:	0 - 2
October:	0 - 0
November:	0 - 0
December:	0 - 0

When scoring first	0 - 1
When opponent scores first	0 - 1
When scoring 30+ points	0 - 0
When scoring less than 30 points	0 - 2
When leading at half	0 - 0
When trailing at half	0 - 2
When tied at half	0 - 0
When leading after 3 qtrs	0 - 0
When trailing after 3 qtrs	0 - 2
When tied after 3 qtrs	0 - 0
When out-passing opponent	0 - 2
When out-rushing opponent	0 - 0
When out-gaining opp. (total off.)	0 - 1
When out-gained by opp.	0 - 1
When leading TOP	0 - 1
When trailing TOP	0 - 1
With an individual 100-yd rusher	0 - 0
With an individual 200-yd passer	0 - 0
With an individual 100-yd receiver	0 - 0
With opponent 100-yd rusher	0 - 1
With opponent 200-yd passer	0 - 0
With opponent 100-yd receiver	0 - 0
When leading turnover ratio	0 - 2
When trailing turnover ratio	0 - 0

## Scouting the Opponents

**Maryland** (2-1), vs. Florida International, 1 p.m.  
Last Week: at Maryland (Thurs.), L/45-24

**Maine** (1-1), vs. Shaw, 2 p.m.  
Last Week: at William and Mary, W/20-19

**Hofstra** (1-1), vs. Towson, 7 p.m.  
Last Week: Open

**Massachusetts** (2-1), vs. Stony Brook, 1 p.m.  
Last Week: at Villanova, W/31-21

**Liberty** (2-1), at Savannah State, 6 p.m.  
Last Week: at Towson, L/10-3

**James Madison** (1-1), vs. Northeastern, 6 p.m.  
Last Week: Open

**Villanova** (0-3), at Penn, 7 p.m.  
Last Week: vs. Massachusetts, L/31-21

**Towson** (3-0), at Hofstra, 7 p.m.  
Last Week: vs. Liberty, W/10-3

**Delaware** (1-1), at Rhode Island, 12 p.m.  
Last Week: vs. Albany, L/17-10

**Richmond** (2-0), vs. Bucknell, 1 p.m.  
Last Week: vs. VMI, W/58-7

# Game Notes

## Uncharacteristic

Maine's only scoring drive of the second half, which came on its first possession of the third quarter, was aided by very unusual miscues on the Tribe's part, as the College had two personal foul penalties for 30 yards during the six play, 60-yard touchdown march. Both penalties came with the Black Bears facing third down situations.

The 30 yards in penalties is more than the entire remainder of team penalty yards on the season (three penalties for a total of 20 yards).

In fact, the Tribe has had six entire games over its last 13, including the 2006 season opener, where it had fewer than 30 penalty yards.



*With five catches vs. Maine Saturday, Joe Nicholas has recorded at least one reception in 20 consecutive games.*

## Heartbreak on the Homefront

Williamsburg, which has been so good to Laycock coached teams over the years, has been the location of some heartbreaking defeats over the last three home games. All told, the College has lost its last three home games by a total of just five points.

The first heart-break came with a last second, 30-29, loss to James Madison on Nov. 5 of last season, which saw the Dukes escape Zable on a 44-yard field goal which rolled over the cross bar with three seconds remaining. The next week brought more tough luck, as Delaware used a fourth quarter safety and a late touchdown drive to squeeze out a one-point, 22-21, win over the Tribe on Nov. 12. Then, this past week, Maine was able to hold off a second-half William and Mary surge to leave Williamsburg with a 20-17 victory.

## Youth is Served

The College counts 25 freshmen and sophomores among its 44 players on the two-deep going into the game with VMI (11 on offense; 14 on defense). Overall, only eight seniors are in the starting line-up with three on offense and five on defense.

While several true freshman are currently part of the travel party, only the cornerback duo of David Caldwell and Max Harris have seen playing time. The pair are the first true freshman to see playing time at cornerback for the Tribe since Hasani Cameron in 1998.

## Team Offensive Notes

### Getting a Little Possessive

The College's offense turned in its second consecutive game without committing a turnover. So far in 2006, the Tribe's offense has not committed a miscue on 139 straight offensive snaps.

William and Mary and New Hampshire are the only two teams in the league who have yet to turn it over.

Currently, the Tribe is leading the conference in turnover margin at +6, an average of 3.00 per game.

## Statistically Speaking

William and Mary out-gained the Black Bears in total offense (279-264), powered mostly by the fact it out-passed (184-98) Maine's ground oriented offense. The College also recorded more first downs (17-16), had a better third down conversion percentage, converting eight of 18 attempts compared to Maine's five successes in 13 chances, while Maine also turned the ball over twice and was penalized five more yards (40-45).

## Trend Setting

The College's offense has been perfect in the red zone through two games, scoring on all four visits inside the opponent's 20-yard line. After turning its first red-zone appearance of 2006 into an 8-yard touchdown pass from Jake Phillips to Elliott Mack, the Tribe was 3-for-3 on red-zone attempts vs. Maine, including a pair of touchdowns.

## ATLANTIC 10 FOOTBALL CONFERENCE

South	A-10	Div.	Overall	H	A
Delaware	0-0	0-0	1-1	1-1	0-0
James Madison	0-0	0-0	1-1	1-0	0-1
Richmond	0-0	0-0	2-0	1-0	1-0
Towson	0-0	0-0	3-0	2-0	1-0
Villanova	0-1	0-0	0-3	0-2	0-1
William and Mary	0-1	0-0	0-2	0-1	0-1
North	A-10	Div.	Overall	H	A
Maine	1-0	0-0	1-1	0-0	1-1
Massachusetts	1-0	0-0	2-1	1-0	1-1
Hofstra	0-0	0-0	1-1	1-0	0-1
New Hampshire	0-0	0-0	2-0	1-0	1-0
Northeastern	0-0	0-0	1-2	0-0	1-2
Rhode Island	0-0	0-0	1-1	1-0	0-1

## Around the Atlantic 10 This Week

Saturday, Sept. 16

*Delaware at Rhode Island.....	12 p.m.
*Northeastern at James Madison.....	6 p.m.
*Towson at Hofstra .....	7 p.m.
New Hampshire at Dartmouth .....	12:30 p.m.
Stony Brook at Massachusetts.....	1 p.m.
Bucknell at Richmond .....	1 p.m.
Shaw at Maine .....	2 p.m.
Villanova at Pennsylvania .....	7 p.m.
VMI at William and Mary .....	7 p.m.

## W&M's Atlantic 10 Ranking

Category	Rank	Average/G
Total Offense	7th	294.5
Passing Offense	4th	205.0
Rushing Offense	10th	89.5
Scoring Offense	10th	15.5
Pass Efficiency	10th	107.5
Third-down Conversion	4th	36.4 (12-33)
Fourth-down Conversion	T-8th	20.0 (1-5)
Red Zone Offense	T-1st	100.0 (4-4)
Sacks Against	T-4th	4
Total Defense	T-7th	315.0
Passing Defense	6th	125.5
Rushing Defense	11th	189.5
Scoring Defense	7th	23.5
Pass Defense Efficiency	7th	109.7
Sacks	T-11th	2
Red Zone Defense	T-10th	.000 (7-7)
Turnover Margin	1st	3.00
Net Punting	12th	27.0
Kickoff Returns	6th	18.6
Punt Returns	7th	9.0
Kickoff Coverage	1st	12.6
Penalties	1st	27.5
Field Goals	T-5th	.500 (1-2)
Time of Possession	9th	29:50

## W&M Individuals in the A-10 Top 10

Category	Player	Rank	AVG/G
Passing Average	Phillips	6th	155.5
Receptions/Game	McAulay	3rd	5.00
	Nicholas	T-4th	4.50
Receiving Yards/Game	McAulay	3rd	67.5
All Purpose	Holmes	T-9th	90.5
Total Offense	Phillips	6th	167.0
Punt Returns	Cox	7th	9.0
Kick Returns	Holmes	8th	18.6
Tackles	Rutter	9th	8.5
Fumbles Recovered	Wright	T-1st	2
	Cox	T-1st	2
Interceptions	Allen	T-1st	1
	Riley	T-1st	1
Passes Defended	Cox	T-1st	3



## ATLANTIC 10 FOOTBALL CONFERENCE

### A-10 Predicted Order of Finish

Northern	Southern
1. New Hampshire (22)	1. James Madison (17)
2. Massachusetts (5)	2. Richmond (9)
3. Maine	3. Delaware (1)
4. Hofstra	4. William and Mary
5. Rhode Island	5. Villanova
6. Northeastern	6. Towson

(First place votes)

### Last Week's Results

Saturday, Sept. 16

\*Maine 20, William and Mary 17

\*Massachusetts 31, Villanova 10

Albany 17, Delaware 10

New Hampshire 62, Stony Brook 7

North Dakota State 23, Northeastern 10

Richmond 58, VMI 7

Towson 10, Liberty 3

### Last Week's A-10 Players of the Week

Offense: Liam Coen, QB, Massachusetts

Defense: Brian Bradford, LB, Towson

Special Teams: Corey Graham, PR, New Hampshire

Rookie: Justin Forte, RB, Richmond

### A-10 in the National Polls

Sports Network (Sept. 11 Poll)

1. New Hampshire
8. Richmond
9. Massachusetts
11. Delaware
15. James Madison

### Top 10 Career A-10 Coaching Victories (Through Sept. 16)

1. Bill Bowes (UNH, 1972-98)	97
2. "Tubby" Raymond (UD, 1966-01)	89
3. Andy Talley (VU, 1985- )	83
4. Jimmy Laycock (W&M, 1993- )	68
5. Jim Reid (UMass, 1986-91, UR, 95-03)	61
6. Jack Cosgrove (UM, 1993- )	47
7. Tom Jackson (UC, 1983-93)	42
8. Hal Westerman (UM, 1951-66)	41
Vic Fusia (UMass, 1961-70)	41
10. Bob Griffin (URI, 1976-92)	37

Active A-10 Coaches in Bold

### All-Time Conference Standings (Through Sept. 16)

Team	Conf. Record	Pct.
Delaware	111-50-0	.689
<b>William &amp; Mary</b>	<b>68-39-0</b>	<b>.636</b>
Massachusetts	208-120-4	.633
<i>Connecticut</i>	<i>158-115-10</i>	<i>.576</i>
Villanova	83-65-0	.561
James Madison	56-51-0	.523
New Hampshire	170-162-10	.512
Hofstra	21-22-0	.488
<i>Boston U.</i>	<i>143-177-7</i>	<i>.448</i>
Maine	150-187-7	.446
Richmond	68-94-0	.420
Northeastern	42-65-0	.393
Rhode Island	120-220-7	.356
<i>Vermont</i>	<i>27-63-2</i>	<i>.304</i>
Towson	3-13-0	.188

Former members in italics

### Diminishing Returns

With sophomore quarterback Jake Phillips attempting a career-high 44 passes, completing 22, in the losing effort, the Tribe is now 1-5 over the last two seasons when it has attempted more than 30 passes, with the only exception being the double overtime win last season at Northeastern.

### Individual Offensive Notes

#### Phillips Continues To Play Well

As previously mentioned, Tribe quarterback Jake Phillips established a career high in attempts with 44 against Maine on Saturday. His previous single-game high was 34, set last season against Delaware. Phillips' 22 completions vs. the Black Bears stand as the second-highest single-game total for the Warm Springs, Va. native, with his career best for completions sitting at 24, set last year during the Delaware contest.

Phillips' fourth quarter, 8-yard scoring pass to junior wide out Joe Nicholas extended his streak of consecutive games with at least one touchdown pass to 11. The only career appearance where he failed to account for at least one touchdown was his first at Marshall in '05. Since that game, he has made 12-straight appearances, including eight starts, and has thrown 14 touchdown passes and run for an additional eight.

#### Speaking of Streaking

With five catches for 46 yards vs. Maine, Joe Nicholas extended his streak of games with at least one catch to 20. For his career, he has made at least one catch in 24 of his 26 appearances.

In fact, Nicholas has gone for three, or more, catches 18 times in his career. He has either tied or led the team in catches 13 times in his career.

### Slick Sophomore

After seeing limited action as a true freshman last season, speedy sophomore D.J. McAulay has quickly emerged as one of the team's primary offensive weapons in 2006. He followed up his career best, five-catch, 82-yard performance in the season opener with Maryland with another five-catch effort vs. Maine. McAulay ended with a game-high 53 receiving yards. He also added a 15-yard rush on a reverse to his evening's work.

He currently ranks third in the Atlantic 10 in both receiving yards per game (67.5) and receptions per game (5.0).

### Hardworking Holmes

Sophomore tailback DeBrien Holmes was able to contribute a little of everything on Saturday evening vs. Maine, as he carried four times for 26 yards, made three receptions for nine yards and returned four kicks for 40 yards.


He scored his first touchdown of the season by taking a lateral pass from Phillips (which counts as a rush) and sprinted 14 yards down the sideline for a third quarter score. The run stands as his second career rushing touchdown, and third overall score, for his career.

### Notable Accomplishment

Senior place-kicker Blair Pritchard was successful on his first career field goal attempt, a 25-yarder in the first quarter, Saturday night vs. Maine. For the season, Pritchard, who also handles the punting and kickoff chores, has been true on his first four extra point attempts.



Junior tight end Drew Atchison brings in a 17-yard grab against Maine on Saturday night.



Sophomore DeBrien Holmes scores on a 14-yard run in the third quarter Saturday vs. Maine. Holmes leads the Tribe with 181 all-purpose yards through two games.

# Game Notes

## Did You Know? III

Pritchard's 25-yard first quarter field goal was the first successful field goal attempt for the College in the previous three games. The last Tribe field goal came off the foot of four-time all-conference kicker Greg Kuehn in the third quarter of the team's game vs. James Madison (33-yards). Kuehn uncharacteristically missed his last four attempts on the season (three vs. Delaware and one at Richmond) and the College had no attempts at Maryland.

## Emerging End

Junior tight end Drew Atchison made his first career catch on an acrobatic 10-yard grab at Maryland and followed that performance with an equally impressive 17-yard grab down the right sideline vs. Maine on Saturday.

Since joining the team after playing baseball in his freshman year on campus, he has made tremendous progress in adding size and strength to his 6-7, 250-pound frame. Atchison's development has allowed the College to be more flexible in its use of returning all-conference tight end Matt Trinkle, who now can be used more in the slot and off the line of scrimmage to take advantage of his athleticism.



Senior kicker Blair Pritchard connected on his first-career field goal attempt on Saturday night, a 25-yarder.

## Potts Shots

Coming into the season the College had every reason to think it had some of the best depth at the quarterback position of any team in the I-AA ranks. The opener with Maryland only seemed to confirm that perspective, as junior Mike Potts came into the game for the fourth quarter and proceeded to connect on nine-straight passes, including the perfect 49-yard scoring strike to McAulay, and ended the contest 9-for-10 passing for 99 yards.

This effort was an extension of what has been a very sharp fall camp for the Middletown, Del. native. Potts, who started five of the first six games of 2005 for the Tribe, has now completed better than 64% of his 153 career attempts (94 completions) for 1,025 yards and nine touchdowns with just two interceptions.

## Piece of History

Since the 1993 season, only one other Tribe quarterback has completed 90% of his passes in a single game with a minimum of 10 attempts. That accomplishment, interestingly enough, was turned in by Jake Phillips when he finished the fourth quarter and overtime periods of the team's remarkable double overtime comeback win over Northeastern completing 18 of his 20 attempts (.900) for 256 yards and four touchdowns last season.

## Team Defensive Notes

### Take It Away

The Tribe defense was at it again in Saturday's contest vs. Maine, forcing two turnovers on the evening. With a first-quarter fumble cause and recovery and a third-quarter interception, W&M now has six turnovers gained through two games. And, with the offense having yet to commit a turnover, the Tribe is still atop the A-10 in turnover margin at +6, an average of 3.00 turnovers gained per game.

Dating back to last season, the Tribe has now forced at least two turnovers in six of its last seven games with the only exception being the 22-21 loss to Delaware on Nov. 12. In fact, the loss to the Blue Hens is the only game W&M failed to record at least one turnover in last season.

The Tribe's interception in the second half gave W&M 11 picks over its last seven games, again with the Delaware game being the only contest without at least one interception.

### Second Half Heroics Continue

After a strong second-half performance in the season opener at Maryland on Sept. 2, the Tribe's defensive effort in the second half vs. Maine mirrored the initial outing in many ways. The Black Bears used a short field to march 60 yards on the opening drive of the third quarter and take a 20-3 with Ron Whitcomb's 8-yard touchdown run, similar to how Maryland went 53 yards on its first possession of the second half and kicked a 39-yard field goal, the Terps' only points over the final 30 minutes.

Maine controlled much of the first half on the ground, rushing for 87 yards en route to 146 total yards

## Tribe Record Watch

### Touchdown Receptions

1. Rich Musinski, 2000-03	31
2. Dave Conklin, 1996-99	27
3. Harry Mehre, 1985-88	26
4. Mike Tomlin, 1991-94	20
5. Chris Rosier, 1997-2000	19
6. Vito Ragazzo, 1948-50	18
7. Josh Whipple, 1994-96	17
8. Dominique Thompson, 2001-04	16
9. Kurt Wrigley, 1980-82	15
10. Corey Ludwig, 1991-93	14
Glen Bodnar, 1982-84	14
Joe Nicholas, 2004-	12

### Receptions

1. Rich Musinski, 2000-03	223
2. Dave Conklin, 1996-99	190
3. Jeff Sanders, 1981-84	175
4. Chris Rosier, 1997-00	174
5. Michael Clemons, 1983-86	172
6. Harry Mehre, 1985-88	161
7. Glenn Bodnar, 1982-84	145
8. Kurt Wrigley, 1980-82	141
9. Terry Hammons, 1991, 1993-95	140
Corey Ludwig, 1990-93	140
Joe Nicholas, 2004	127

### Receiving Yards

1. Rich Musinski, 2000-03	4168
2. Dave Conklin, 1996-99	3269
3. Chris Rosier, 1997-00	2884
4. Harry Mehre, 1985-88	2748
5. Jeff Sanders, 1981-84	2352
6. Corey Ludwig, 1990-93	2349
7. Terry Hammons, 1991, 1993-95	2134
8. Dominique Thompson, 2001-2004	2123
9. Mike Tomlin, 1991-94	2054
10. David Knight, 1970-72	1995
Joe Nicholas, 2004-	1622

### Career 100-Yard Receiving Games

1. Rich Musinski, 1999-2003	21
2. David Conklin, 1995-1999	12
3. Chris Rosier, 1996-2000	8
Mark Compher, 1987-1990	8
5. Josh Whipple, 1992-1996	7
6. Joe Nicholas, 2004-	6





## Tribe Record Watch

### Career 100-Yard Rushing Games

1. Derek Fitzgerald, 1991-1995	19
2. Robert Green, 1988-1991	15
3. Alvin Porch, 1993-1997	14
4. Jim Kruis, 1975-1977	11
5. Troy Keen, 1992-1995	10
6. Tyrone Shelton, 1987-1990	9
7. Michael Clemons, 1983-1986	7
8. <b>Elijah Brooks, 2004-</b>	<b>5</b>

### Career Rushing Yards

1. Derek Fitzgerald, 1992-95	3744
2. Robert Green 1988-90	3543
3. Troy Keen, 1992-95	2949
4. Alvin Porch, 1994-97	2750
5. Jon Smith, 2001-2004	2546
6. Tyrone Shelton, 1987-90	2534
7. Jim Kruis, 1975-77	2404
8. Bill Deery, 1972-74	2401
9. Hameen Ali, III, 1997-00	2216
10. Phil Mosser, 1970-71	2171
<b>Elijah Brooks, 2004-</b>	<b>1696</b>

### Career 200-Yard Passing Games

1. David Corley, 1998-2002	31
2. Chris Hakel, 1987-1991	24
3. Mike Cook, 1994-1998	22
4. Stan Yagiello, 1982-1985	20
5. Lang Campbell, 2001-2004	18
6. Shawn Knight, 1990-1994	13
7. Kenny Lambiotte, 1985-1986	7
David Murphy, 1981-1983	7
9. Craig Argo, 1986-1989	6
10. <b>Jake Phillips, 2005-</b>	<b>5</b>

of offense. Add the first drive of the third quarter, which was actually inflated by two 15-yard personal foul penalties on W&M, to the first-half numbers and it shows the Black Bears managed only 56 yards rushing, just 58 total yards and four first downs the rest of the way, giving the Tribe a chance to rally.

Senior Richard Riley intercepted Whitcomb on Maine's next possession, then fellow senior Josh Wright sacked Whitcomb on the Black Bears' following possession, as the Tribe eventually forced a punt. After converting three first downs, including two by penalty, in the third quarter, Maine was 0-for-4 on third down in the fourth quarter.

## Fourth Quarter Magic

The Tribe defense has certainly done its share late in games to keep things interesting over the first two contests of the season. Looking at only the fourth quarters of each game, W&M has yielded just 54 total yards of offense, or an average of 1.9 yards per play, and both Maryland and Maine were a combined 0-for-8 on third down conversions.



*Senior defensive end Josh Wright brings down Maine quarterback Ron Whitcomb on a 3-yard sack in the third quarter Saturday night.*

## Tribe Defense Strong in Second Half at Maryland

After a first half that saw Maryland ring up 261 yards of total offense and take a 24-7 lead at the break on Sept. 2, the Tribe defense settled in during the second half and turned an impressive performance of its own over the final 30 minutes.

W&M held the Terps to 105 yards of offense in the second half, with 53 of those yards coming on Maryland's first possession of the second half. That drive led to a 39-yard field goal, which was Maryland's only score of the second half.

After surrendering 13 first downs in the opening half, the Tribe limited Maryland to just five first downs in the second half, all of which came in the third quarter. In fact, after the Terps' opening drive of the third quarter, W&M yielded only 52 yards of total offense and only two first downs. In the fourth quarter alone, the Tribe surrendered just nine yards of total offense and recorded its fourth gained turnover of the game.

Additionally, Maryland was a combined 0-for-6 on third down conversions in the second half. The Terps finished the contest just 2-of-10 on third downs.

## Covering the Kicks

W&M continued to do a nice job covering kickoffs in the Maine contest, limiting the Black Bears to 53 yards on four attempts (13.2). Through two games, the Tribe leads the A-10 in kickoff coverage, yielding an average of 12.6 yards per return.

The Tribe also turned in a very solid effort in kick coverage against Maryland, holding the Terps to 35 kickoff return yards on three attempts, an average of 11.7 yards per return. Conversely, the Tribe averaged 22.5 yards per kickoff return on four attempts.

## Individual Defensive Notes

### Wright Cited for Play vs. Maine

Senior defensive end Josh Wright was named the coaching staff's defensive player of the week for his efforts in the loss to Maine. Wright was credited with six total tackles in the contest, including a key solo sack in the third quarter on a first down play for the Black Bears. He leads the Tribe with two tackles for loss through two games and now has nine total stops on the season.

Wright also had a solid opener at Maryland, recording two solo tackles, including one for a 2-yard loss. Wright recovered a pair of Maryland fumbles in the loss, a mark that leads the Atlantic 10 through three weeks of the season.

### Familiar Name On Top


Sophomore linebacker Josh Rutter's name could be found in a familiar place in Saturday's box score, on top of the defensive statistics page after leading the Tribe with 10 total tackles, his sixth-career double-digit tackle game. It marked the first time this season Rutter paced the defense, after leading the unit in tackles

# Game Notes

on six occasions in his rookie season of 2005.

Rutter led the Tribe and all Atlantic 10 rookies with 109 total tackles last season. Rutter became the first Tribe freshman under Laycock to lead the team in tackles and the first underclassman to do so since Chris Stahl led W&M (94) as a sophomore in 1999.

In fact, the only other first-year player to ever lead the Tribe in tackles, under Laycock, was Mark Hughes (134), who led W&M as walk-on sophomore in 1989. Rutter could become just the third defender, and first since Adrian Rich (1991-92), to lead the Tribe in tackles in back-to-back seasons. Through two games, he leads the squad with 17 total stops.



*Sophomore Josh Rutter led the Tribe with 10 tackles against Maine, his sixth-career double-digit tackle performance.*

## Allen Continues Solid Play in Secondary

After leading the Tribe in tackles at Maryland in the season opener, sophomore Kevin Allen made his first career start at strong safety against Maine on Saturday. Allen responded with another solid showing, recording eight total tackles, including four solo stops, and a forced fumble on the Black Bears' first offensive possession of the game.

Allen, who had an interception in the opener vs. Maryland, broke into the backfield on an option play Saturday night and disrupted the pitch from quarterback Ron Whitcomb with a hard hit. Derek Cox recovered for the Tribe, which eventually converted a 25-yard field goal after the turnover.

Through two games, Allen is second on the team with 16 total tackles, including nine unassisted stops.

## Secondary Continues to Come Together

Allen's play in the defensive backfield has been representative of a rather reliable collective effort by the secondary through the first two games of the season. The secondary was probably the area hardest hit by graduation from last season, after the Tribe lost three of its four starters from the final 2005 depth chart.

So far, however, the unit has seen contributions from both its veteran holdovers and younger prospects. Senior Richard Riley recorded his second career interception in the loss to Maine and added five total tackles, while classmate Alan Wheeling continues to develop into his new role at safety, tallying eight tackles, with five solos, through two games. Sophomore corner Derek Cox broke up three pass attempts in the opener at Maryland and recovered a fumble with two unassisted tackles in Saturday's loss to Maine.

Three players in the secondary saw their first collegiate action in the opener at Maryland, including redshirt freshman Sheldon Alexander who started at strong safety. True freshman David Caldwell made an impact in his first collegiate game, registering four total tackles at Maryland, and saw snaps against Maine on Saturday. True freshman corner Max Harris also playing for the first time against Maine Saturday.

## Defensive Line Continues to Improve

Another area that was depleted after 2005 was the Tribe's defensive line, where again a mix of veteran leadership and standout play and youthful contributions has continued to progress through the early part of the season.

One of the veterans, who is actually new to the defensive line, is T.J. O'Neill, who turned in a strong performance at end against Maine. O'Neill tallied four unassisted tackles, including a sack that resulted in a 5-yard loss. He finished with five tackles and is third on the team with 10 total stops through his first two games at defensive end.

Sophomore Josh Larkins continued to solidify his role in the defensive tackle rotation with a good game against Maine, registering five stops with three unassisted tackles.

Redshirt freshman Adrian Tracy started for the second time at end opposite Wright, while classmate C.J. Herbert also is a first-year starter at defensive tackle. Tracy has nine tackles through two games with an unassisted stop behind the line of scrimmage, while Herbert was credited with three stops in Saturday's loss to Maine.

## National Rankings

### Sports Network I-AA Top 25 (Sept. 18)

Team (First Place Votes)	2006 Record	PR
1. New Hampshire (83)	2-0	1
2. Appalachian State (22)	2-1	2
3. Cal Poly (2)	3-0	3
4. Furman	2-1	4
5. Montana	1-1	5
6. Illinois State	2-1	7
7. Richmond	2-0	8
8. Youngstown State	2-1	6
9. Massachusetts	2-1	9
10. Southern Illinois (2)	2-0	16
11. Hampton (1)	3-0	10
12. Northern Iowa	2-1	12
13. McNeese State	1-1	14
14. North Dakota State	2-0	17
15. Portland State	2-1	13
16. UC Davis	2-1	21
17. James Madison	1-1	15
18. Delaware	1-1	11
19. Georgia Southern	1-1	24
20. Eastern Illinois	1-2	18
21. Towson	3-0	NR
22. Western Carolina	2-0	NR
23. Central Connecticut	3-0	NR
24. Eastern Kentucky	1-2	19
25. Jacksonville State	1-1	NR

### W&M In the Rankings in 2006

Week	Sports Network
Preseason	RV
Sept. 4	RV
Sept. 11	RV
Sept. 18	RV
Sept. 25	
Oct. 2	
Oct. 9	
Oct. 16	
Oct. 23	
Oct. 30	
Nov. 6	
Nov. 13	
Nov. 20	
Final	

### Sports Network 2006 Preseason Top 25

Team (First Place Votes)	2005 Record	PR
1. Appalachian State(68)	12-3	1
2. New Hampshire (14)	11-2	5
3. Montana (5)	8-4	12
4. Northern Iowa (3)	11-4	2
5. Furman (1)	11-3	3
6. Cal Poly (3)	9-4	6
7. Youngstown State	8-3	14
8. James Madison	7-4	25
9. Illinois State	7-4	22
10. Massachusetts	7-4	19
11. McNeese State	5-4	NR
12. Georgia Southern	8-4	9
13. Hampton	11-1	10
14. Eastern Illinois	9-3	16
15. Richmond	9-4	8
16. Delaware	6-5	NR
17. Southern Illinois	9-4	7
18. Texas State	11-3	4
19. North Dakota State	7-4	NR
20. Eastern Kentucky	7-4	NR
21. UC Davis	6-5	NR
22. Montana State	7-4	18
23. Grambling State	11-1	11
24. Nicholls State	6-4	17
25. Coastal Carolina	9-2	24



# Head Coach Jimmye Laycock



## William and Mary Head Coach Jimmye Laycock

27th Season

Career Record: 175-121-2 (.591)

Comments from Monday's Atlantic 10 Conference Call:

### Opening Comments on Maine Game

JL: I thought we played hard, and in spurts we played well. We didn't play consistent enough to be successful against a very good team.

**You suggested that the running part of your offence wasn't what you would like it to be, and [senior tailback Elijah] Brooks has been a good back in the past, so is it safe to assume that blocking would be a problem now?**

JL: It could. It isn't great. Elijah is a good back. Maybe, we need to stick with it a little bit more and mix it up a bit. We'd like to run the football, and we'd like to be a little more balanced. But, to move the ball, it might mean we have to throw it a bit more. We just have to get better. I think potentially, we could be a pretty good balanced team. We just have to get better. We have an inexperienced offensive line. At times we've been good, and at others, we've haven't been as good as we'd like to be.

**After the game you said, you were concerned with a lack of consistency. Was that a product of the bye-week or a product of Maine?**

JL: I think it was a product of our inexperience and a product of Maine. I don't think the bye-week has anything to do with it. We did prepare fine and practice was fine during the week. But, I don't think we played bad. We didn't turn it over, and we didn't have many penalties. We had a couple [penalties] that were strange, but I just thought we were a little bit inconsistent.

**Did you take any positives out of the game?**

JL: Yeah, I thought that [sophomore linebacker] Josh Rutter, and [senior defensive end] Josh Wright on defense played really well. [Senior] Matt Trinkle at tight end did a nice job, and I think [sophomore quarterback] Jake Phillips handled himself in a really tough position. There were a lot of good things, but again, we just have to get better. It's a work in progress, and we are going to have to take steps each week to get better. I think we are getting better, but we still have a ways to go. Jake was under the gun quite a bit during the game, but had no interceptions, and there was no panic on his part.

**On Friday, the school held the groundbreaking on the new football facility. Talk about how that went and what the facility will mean to the program?**

JL: The ceremony went well. It was a neat set up with a crowd of a lot of different people and former players. The president was outstanding. We are very fortunate to have a president like Gene Nichol. He's just so supportive [of the program] and the people that helped us with the project. I think it shows the commitment by the university and will be something that recognizes the performance and tradition of the program. That's the reason why we got it. The future, that's obviously part of it, but the reasons William and Mary made this commitment is because of the success of a lot of coaches and players over the years, and it gives us a chance, hopefully, to teach better as coaches and a chance for our players to learn better.

**Thoughts on Saturday night's game against VMI.**

JL: Well, I know [VMI] will come ready to play. We always have good games with them, and I know they will play hard and play well. It was probably a tough one for them last week against Richmond. Richmond is very, very good. But, you have to be impressed with VMI. There's no quit in them. They hung in there and played, and played hard all the way. I know coach [Jim] Reid, and I know they'll be ready to play. And, I know that we better take care of our business and get ourselves ready to play.

**What kind of difficulties does VMI's offense present in your preparation?**

JL: For any defense, if you don't see [the option offense] that much, it makes it a big deal, and we've had trouble with it in the past. We went up to Rhode Island last year and had a lot of trouble with it, and I hope we learned from that.

**Maine quarterback Ron Whitcomb was able to run the ball effectively on Saturday. What troubles does that present and what did you think of what he did running?**

JL: Well, I thought he did a great job. I thought some of the runs were pretty good, especially with some of the runs that were from pick and go, or the ones off the read. I think he showed the experience that you like to have in the quarterback spot, in making the decision of where to go, when to pull it down, when not to. He performed very well, and he was what made them go offensively.

## The Laycock File

Hometown: Hamilton, VA

Alma Mater: William and Mary (1970)

Graduate Degree: Clemson (1972)

### Playing Career

1966-69 Lettered at both DB and QB at W&M

### Coaching Career

Year	Position, School
1970	Offensive coach, Newport News High School
1971-72	Graduate Assistant, Clemson University
1973-74	Offensive Backfield Coach, The Citadel
1975-76	Quarterbacks Coach, Memphis State
1977-79	Offensive Coordinator, Clemson University
1980-	Head Coach, College of William and Mary

### Winningest Active Division I / I-AA Coaches

(By Victories - Through Sept. 9)

1. Bobby Bowden (Florida State) .....	361
2. Joe Paterno (Penn State).....	356
3. Mike Kelly (Dayton) .....	233
4. Bob Ford (Albany) .....	212
5. Frank Beamer (Virginia Tech) .....	191
6. Al Bagnoli (Penn).....	186
7. Joe Taylor (Hampton).....	185
8. Walt Hameline (Wagner).....	178
9. <b>Jimmye Laycock (W&amp;M) .....</b>	<b>175</b>
10. Dennis Franchione (Texas A&M).....	174

### Division I / I-AA Coaches Most Years at Current Schools

1. Joe Paterno (Penn State, 1966-2005).....	40
2. Bob Ford (Albany, 1973-2005) .....	33
3. Bobby Bowden (Florida State, 1976-2005) .....	30
4. <b>Jimmye Laycock (W&amp;M, 1980-2005) .....</b>	<b>26</b>

### Career A-10 Coaching Victories (Through Sept. 9)

1. Bill Bowes (UNH, 1972-98) .....	97
2. "Tubby" Raymond (UD, 1966-01) .....	89
3. Andy Talley (VU, 1985-) .....	83
4. <b>Jimmye Laycock (W&amp;M, 1993-) .....</b>	<b>68</b>
5. Jim Reid (UMass, 1986-91, UR, 95-03).....	61

### Laycock in the NCAA I-AA Playoffs

Year	Round	Opponent, Result
1986	First Round	Delaware, 17-51 (L)
1989	First Round	Furman, 10-24 (L)
1990	First Round	Massachusetts, 38-0 (W)
	Quarterfinals	Central Florida, 38-52 (L)
1993	First Round	McNeese State, 28-34 (L)
1996	First Round	Jackson State, 45-6 (W)
	Quarterfinals	Northern Iowa, 35-38 (L)
2001	First Round	Appalachian State, 27-40 (L)
2004	First Round	Hampton, 42-35 (W)
	Quarterfinals	Delaware, 44-38, 2 OT (W)
	Semifinals	James Madison, 34-48 (L)

### Laycock vs. The Atlantic 10

Team	W	L	T
Delaware	11	15	0
Hofstra	2	1	0
James Madison	12	14	0
Maine	5	2	0
Massachusetts	4	5	0
New Hampshire	9	2	0
Northeastern	10	2	0
Rhode Island	9	2	0
Richmond	19	7	0
Towson	3	0	0
Villanova	9	6	1

# Making An Impact: Facility Upgrades

## The Jimmye Laycock Football Center

On Friday, Sept. 15, ground was broken on the Jimmye Laycock Football Center, a future 30,000-square foot complex that will be located at the northwest corner of the stadium on what is the Tribe's football practice field at a cost of \$11 million.

The ceremony was attended by many prominent alumni and former players, as well a number of friends and donors to the Athletics Department.

The center will provide a new home for team and coaches lockers, an athletic training room, an equipment storage area, coaches offices, conference rooms, and administrative support areas – as well as an entrance that will include a Tribe Football Hall of Fame space. The project is scheduled to be finished in the fall of 2007.

The two-story football complex was designed by Moseley Architects out of Virginia Beach and HOK Sport, an internationally renowned architectural firm based in Kansas City, Mo., whose clients include sports venues at nearly every level, including Oriole Park at Camden Yards.

Officials worked closely with the building designers to ensure the complex complements the architecture of Zable Stadium and conforms to the campus design guidelines.

## FieldTurf Installation at Zable Stadium

During the spring, the W&M Athletics Department announced plans for the conversion of the natural grass playing surface in Zable Stadium to a state of the art, synthetic playing surface for the 2006 football season.

In July, the installation of the new playing surface, FieldTurf Pro, was completed, giving the Tribe one of the nation's finest playing fields. The installation, at an estimated total cost of \$840,000, was performed by Ballard Sports out of Cary, N.C.

FieldTurf features a non-abrasive fiber surface that resembles natural grass blades. Its blend of specially treated Polyethylene fibers prevents abrasions, or "rug burn". Unlike traditional synthetic turf, which relied on an underlying shock pad for player comfort and safety, FieldTurf grass fibers are surrounded and stabilized by a special blend of "synthetic earth" - a mixture of smooth, rounded silica sand and rubber granules. The sand and rubber are precision layered and provide a stable, resilient, uniform, shock-absorbing surface.

The Tribe's playing field is the same surface used by 24 NFL teams, including the Detroit Lions, host of Super Bowl XL in 2006. It is a football-dedicated surface and only has markings specific to the sport.

The FieldTurf project is the second major completed upgrade at the venerable stadium, as last season saw the school raise \$650,000 to place permanent light fixtures at Zable.



*President Gene R. Nichol and Walter Zable were among the many guests for Friday's ground-breaking ceremony for the Jimmye Laycock Center.*

## The Laycock Center Facts

### Overview

- Total Estimated Cost: \$11 million
- 30,445 square foot, two-story building
- Building will house football offices, meeting space, training room, equipment room and locker room

### Office Space

- Eight coaches offices, including 500 square foot head coaching suite with balcony view into Zable Stadium
- Assistant coaches offices will overlook practice field
- All offices will be networked into a state-of-the-art video system
- 300 square foot video production room

### Meeting Spaces

- One 2,500 square foot team meeting room with wall-to-wall carpet
- Four additional position meeting rooms, averaging 300 square feet
- All meeting areas networked with video system
- 900 square foot recruiting lounge with window and balcony overlooking Zable Stadium

### Lobby

- 1,650 square foot area serving as grand entrance with circular stairwell to offices
- Sky lights
- Will display prominent moments from program's proud history

### Training Room


- 3,900 square foot state-of-the-art room, featuring 2,800 square foot treatment and taping area
- Hydro-therapy room
- Doctor's exam room
- Staff lockers

### Locker Room

- 4,200 square foot carpeted room with 100 lockers
- Breakout meeting space
- Cable television
- Full bathroom/shower and drink station

### Equipment Room

- 2,300 square foot area with washers, dryers and lockers
- Walk-up, pass-through laundry station
- Abutting loading dock access



MOSELEY / HOK



## Matt Trinkle, Senior, Tight End

**Hometown:** Allentown, Pa.

**High School:** Central Catholic High

**Your high school coach is a former William and Mary coach, correct?:** Yes. My coach, Joe Bottiglieri was a defensive coach here at W&M from [1990 to 1995]. He gave me a very good idea of what the program and the College was like.

**Did he have any influence on your decision to attend W&M?:** Yes and no. He gave me a lot of good advice about the school, but in the end, it was my decision to come here.

**What other schools were you considering?:** I took visits to Villanova, Richmond, Vanderbilt and Delaware. But, for me, William and Mary was clearly the best decision, as it gave me the best combination of athletics and academics.

**While you were growing up, what non-sports related activities were you involved with?:** I was in the school play my senior year.

**What was the title of the play?:** Li'l Abner.

**What was your role?:** I was the lead, Li'l Abner.

**Did you sing and dance as well?:** No. I wasn't made to sing and dance, but it was a great experience as it helped me have confidence to get up and speak in front of people.

**What would you consider your best non-sports related skill?:** Jeopardy. I am very good with trivia. Other than that, I am not much of a handyman nor do I really consider myself much of a technology buff.

**Who do you live with?:** Five other guys on the team. T.J. O'Neill, Drew Atchison, Blair Pritchard, John Taylor and Christian Taylor.

**Does the house have any traditions?:** During the summer, we all got together and watched Jeopardy.

**Do you have anything in your room that has been with you since you were a child?:** My parents made me a photo album when I was a kid and I've had it for as long as I can remember.

**What is the best summer job you've ever had?:** Landscaping. I just loved being outside with the headphones on mowing lawns.

**What was the worst summer job?:** Waiting tables. I just couldn't seem to carry the tray right. I quit after three days.

**What is the hardest class you've had at William and Mary?:** Well, I came here as a pre-med major and took biology. Soon after that class I became an economics major.

**What was your favorite class?:** Beginning acting. I loved it.

**What is the last book you've read?:** *A Million Little Pieces* by James Frey.

**Have you read any non-fiction books recently?:** *Flyboys*. I am very interested in the World Wars, especially World War II. I watched all the old World War II movies and I've bought the DVD set of *Band of Brothers*.

**What are your plans after graduation?:** I am going to law school. I will start applying in December.



# Tribe Alphabetical Roster

No.	Name	Pos.	Elg.	Ht.	Wt.	Hometown	High/Prep School
41	Alexander, Sheldon	DB	Fr. (R)	6-1	205	Gordonsville, VA	Woodberry Forest
36	Allen, Kevin	DB	So. (R)	6-2	205	Richmond, VA	Highland Springs
65	Allison, Kyle	DL	Fr.	6-2	280	Burke, VA	Lake Braddock Secondary
26	Alvarado, Michael	DB/WR	Fr.	6-0	180	Gaithersburg, MD	Gaithersburg
16	Archer, R.J.	WR	Fr. (R)	6-2	205	Earlsville, VA	Albemarle
86	Atchison, Andrew	TE	Jr.	6-7	250	Charlottesville, VA	Albemarle
88	Boykin, Obie	DB	So. (R)	6-3	205	Williamsburg, VA	Surry County
9	Brooks, Elijah	RB	Sr. (R)	5-9	215	Largo, MD	DeMatha
49	Bynum, Raphael	FB	Fr. (R)	5-9	225	Stafford, VA	North Stafford
19	Caldwell, David	DB	Fr.	5-11	200	Montclair, NJ	Lawrenceville School
7	Callahan, Mike	QB	Fr.	5-11	190	Mountville, PA	Hempfield
67	Cochran, Brent	OL	Jr. (R)	6-5	300	Reston, VA	South Lakes
32	Coley, Delmus	RB	Sr. (R)	5-8	198	Virginia Beach, VA	Floyd Kellam
88a	Conyers, Terreon	WR	Fr.	5-11	190	Norfolk, VA	Booker T. Washington
37	Cox, Derek	DB	So. (R)	6-1	185	Winterville, NC	J.H. Rose
15	Davis, Corey	WR	Sr. (R)	6-1	200	Chesapeake, VA	Deep Creek
54	Dewispelaere, Nicholas	LB	Fr.	6-0	205	Virginia Beach, VA	Floyd Kellam
3	Dill, Marshall	WR	Fr.	5-10	170	Woodbridge, VA	C.D. Hylton
81	Dohse, Cameron	WR	Fr.	6-0	180	Clifton, VA	Centreville
45	Falbo, Graham	FB	Jr. (R)	6-0	235	Centreville, VA	Westfield
13	Francks, Evan	DB	Fr.	5-11	200	Medford, NJ	Shawnee
64	Frazier, Matthew	OL/DL	Fr.	6-3	290	Poquoson, VA	Poquoson
79	Grant, Michael	OL	So. (R)	6-5	300	Wrightstown, NJ	Notre Dame
31	Harris, Max	DB	Fr.	5-10	175	Marietta, GA	Sprayberry
95	Herbert, Cortenous	DL	Fr. (R)	6-3	260	Germantown, MD	Northwest
17	Hill, Chase	QB	Fr.	6-2	195	Virginia Beach, VA	Princess Anne
63	Hill, Keith	OL/DL	Fr.	6-4	305	Hamilton Square, NJ	Lawrenceville School
83	Hissong, Gareth	DE/TE	Fr.	6-3	250	Hanover, PA	Delone Catholic
53	Hiteshew, Luke	OL	So. (R)	6-1	295	Baltimore, MD	Mount St. Joseph
43	Hobson, Jimmy	FB	Fr.	5-11	215	Cincinnati, OH	St. Xavier
28	Holmes, DeBrián	RB	So. (R)	5-9	185	Fort Eustis, VA	Woodside
35	Horvath, Ryan	LB	Jr. (R)	6-1	235	Midlothian, VA	Midlothian
22	Houff, David	DB	So. (R)	6-1	185	Blacksburg, VA	Blacksburg
74	Humphreys, Tommy	OL	Fr.	6-4	265	Centreville, VA	Centreville
78	Ilardo, Chris	OL	Fr. (R)	6-3	316	Baltimore, MD	St. Paul's School
58	Jean-Pierre, Bryan	DL	Fr.	6-3	245	Doralville, GA	Dunwoody
42	Johnson, Fred	DB	Fr. (R)	6-1	195	Richmond, VA	St. Christopher's
92	Jones, Ryan	DL	Jr. (R)	6-3	260	Blacksburg, VA	Blacksburg
51	Kelley, Tim	OL	Jr.	6-2	316	Pataskala, OH	Watkins Memorial
84	Klatzkin, Daniel	TE	Fr.	6-4	235	Potomac, MD	Randolph-Macon Academy
80	Lanning, Brian	WR	Fr. (R)	6-0	170	Frederick, MD	Frederick
99	Larkins, Josh	DL	So. (R)	6-2	320	Toms River, NJ	Toms River North
93	Lissemore, Sean	DL	Fr. (R)	6-4	245	Dumont, NJ	Dumont
2	Mack, Elliott	WR	So. (R)	6-0	195	Irvington, NJ	Delbarton
25	Marriner, Courtland	RB	Fr.	5-9	180	Chesapeake, VA	Western Branch
4	McAulay, D.J.	WR	So.	5-11	180	New Haven, CT	Westminster School
62	McCutcheon, Thomas	OL	Fr. (R)	6-5	310	Chesapeake, VA	Deep Creek
52	McLaurin, Travis	LB	Sr. (R)	5-11	240	Wilmington, DE	Thomas McKean
23	McLaurin, Trevor	LB	Sr. (R)	5-11	236	Wilmington, DE	Thomas McKean
87	Miller, David	K/P	Fr.	6-0	170	Centreville, VA	Westfield
73	Miller, Tyler	OL/DL	Fr.	6-3	280	Virginia Beach, VA	Kellam
19a	Molenaar, Brett	QB	Fr. (R)	6-4	215	Cambria, CA	Coast Union
61	Moore, Christopher	OL	Fr. (R)	6-1	260	Madison Heights, VA	Amherst County
68	Morris, Cody	OL	Sr.	6-4	285	Jeansville, PA	Hazelton Area
82	Muro, Evan	TE	So. (R)	6-6	250	Newport News, VA	Warwick
56	Muse, C.J.	OL	Fr. (R)	6-4	305	Lexington, SC	Lexington
40	Ndubueze, Chris	LB	Sr. (R)	6-1	230	Lanham, MD	DeMatha
57	Neely, Brian	DL	Sr. (R)	6-4	300	Mechanicsville, VA	Lee-Davis
47	Newby, Mario	DB	Fr.	6-0	180	Dendron, VA	Surry County
27	Nicholas, Joe	WR	Jr. (R)	6-3	210	Sugarloaf, PA	Hazelton Area
30	Nickerson, Matt	RB	Fr. (R)	5-9	176	Fairfax Station, VA	Woodson



# Tribe Football Rosters

No.	Name	Pos.	Elg.	Ht.	Wt.	Hometown	High/Prep School
75	O'Brien, Eric	OL	So. (R)	6-1	270	Abbottstown, PA	Delone Catholic
72	Oliver, Justin	OL	Jr. (R)	6-4	295	Fairfield, PA	Gettysburg
39	O'Neill, T.J.	LB	Jr. (R)	6-1	241	Duxbury, MA	Tabor Academy
46	Otey, Matt	FB	Jr. (R)	5-11	230	Hershey, PA	Hershey
18	Phillips, Jacob	QB	So. (R)	6-3	225	Warm Springs, VA	Bath County
21	Pigram, Michael	LB	So.	5-10	218	Hopewell, VA	Hopewell
10	Potts, Michael	QB	Jr. (R)	6-4	220	Middletown, DE	Middletown
91	Pritchard, Blair	K/P	Sr. (R)	5-11	235	Mechanicsville, VA	Atlee
96	Pulley, Daniel	DL	Fr. (R)	6-3	265	Chesapeake, VA	Atlantic Shores Christian
76	Raxter, Joshua	OL/DL	Fr.	6-6	270	Marietta, GA	Pope
50	Reyher, Todd	LB	So. (R)	6-0	215	Williamsburg, VA	Lafayette
24	Riley, Richard	DB	Sr. (R)	6-2	190	Gaithersburg, MD	Gaithersburg
89	Robertson, Eric	WR	Fr. (R)	6-2	180	Barboursville, VA	Albemarle
34	Rojas, Christopher	LB	Fr.	5-11	200	Lightfoot, VA	Brunton
44	Rutter, Josh	LB	So. (R)	6-3	230	Union Bridge, MD	Francis Scott Key
33	Schonder, Thomas	RB	Fr.	5-11	175	Round Hill, VA	Loudoun Valley
70	Shafran, Jonathan	OL	So. (R)	6-3	265	Great Falls, VA	Langley
38	Smith, Colin	DE/TE	Fr.	6-4	220	Reedville, VA	Northumberland
48	Steinman, Wes	DB/LB	Fr.	6-2	205	Wilmington, NC	Hoggard
71	Stewart, Brad	OL	Jr. (R)	6-3	300	Bethel Park, PA	Bethel Park
29	Stout, Zach	DB	Sr. (R)	6-0	195	Mechanicsville, VA	Lee-Davis
14	Taylor, Christian	QB	Sr. (R)	6-5	205	Yorktown, VA	Grafton
11	Taylor, John	WR	Sr. (R)	6-3	210	Washington, D.C.	St. Albans
66	Toon, Derek	DL	Fr.	6-3	280	Chester, VA	Matoaca
97	Tracy, Adrian	DL	Fr. (R)	6-4	235	Sterling, VA	Potomac Falls
85	Trinkle, Matt	TE	Sr. (R)	6-5	260	Whitehall, PA	Allentown C. Catholic
98	Varno, Rob	TE	Fr. (R)	6-5	225	Wilmington, NC	Hoggard
5	Viola, Tony	RB	Jr. (R)	6-1	217	Broadway, VA	Stonewall Jackson
8	Wheeling, Alan	DB	Sr. (R)	5-9	180	Dublin, VA	Pulaski County
77	Williamson, Brian	DL	Sr.	6-3	290	Nakina, NC	Whiteville
94	Wright, Josh	DL	Sr. (R)	6-3	245	Madison Heights, VA	Amherst County

(R) - Redshirt

## Tribe Numerical Roster

No. .... Name .....	Pos.	27..... Nicholas, Joe .....	WR	52..... McLaurin, Travis.....	LB	81..... Dohse, Cameron .....	WR/DB
2..... Mack, Elliott .....	WR	28..... Holmes, DeBrian .....	RB	53..... Hiteshew, Luke.....	OL	82..... Muro, Evan .....	TE
3..... Dill, Marshall .....	WR/DB	29..... Stout, Zachary .....	DB	54..... Dewispelaere, Nicholas .....	LB	83..... Hissong, Gareth .....	DE/TE
4..... McAulay, D.J. ....	WR	30..... Nickerson, Matt.....	RB	56..... Muse, C.J. ....	OL	84..... Klatzkin, Daniel .....	TE
5..... Viola, Tony .....	RB	31..... Harris, Max.....	DB/WR	57..... Neely, Brian .....	DL	85..... Trinkle, Matt.....	TE
6..... Burrow, Brandon .....	WR	32..... Coley, Delmus.....	RB	58..... Jean-Pierre, Bryan.....	OL/DL	86..... Atchison, Andrew .....	TE
7..... Callahan, Mike.....	QB	33..... Schonder, Thomas .....	RB	61..... Moore, Christopher.....	OL	87..... Miller, David .....	K/P
8..... Wheeling, Alan.....	DB	34..... Rojas, Christopher .....	LB	62..... McCutcheon, Thomas .....	OL	88..... Boykin, Obie .....	DB
9..... Brooks, Elijah.....	RB	35..... Horvath, Ryan .....	LB	63..... Hill, Keith .....	OL/DL	88a..... Conyers, Terreon .....	WR
10..... Potts, Michael .....	QB	36..... Allen, Kevin .....	DB	64..... Frazier, Matthew .....	OL/DL	89..... Robertson, Eric.....	WR
11..... Taylor, John .....	WR	37..... Cox, Derek .....	DB	65..... Allison, Kyle.....	DL	91..... Pritchard, Blair .....	K/P
13..... Francks, Evan.....	DB/RB	38..... Smith, Colin.....	DE/TE	66..... Toon, Derek .....	OL/DL	92..... Jones, Ryan .....	DL
14..... Taylor, Christian .....	QB	39..... O'Neill, T.J. ....	LB	67..... Cochran, Brent.....	OL	93..... Lissemore, Sean .....	DL
15..... Davis, Corey .....	WR	40..... Ndubueze, Chris .....	LB	68..... Morris, Cody .....	OL	94..... Wright, Josh .....	DL
16..... Archer, R.J. ....	QB/WR	41..... Alexander, Sheldon .....	DB	70..... Shafran, Jonathan .....	OL	95..... Herbert, Cortenous.....	DL
17..... Hill, Chase .....	QB	42..... Johnson, Fred .....	DB	71..... Stewart, Brad .....	OL	96..... Pulley, Daniel .....	DL
18..... Phillips, Jacob.....	QB	43..... Hobson, Jimmy .....	FB	72..... Oliver, Justin.....	OL	97..... Tracy, Adrian.....	DL
19..... Caldwell, David.....	DB/RB	44..... Rutter, Josh .....	LB	73..... Miller, Tyler.....	OL/DL	98..... Varno, Rob.....	TE
19a..... Molenaar, Brett .....	QB	45..... Falbo, Graham .....	FB	74..... Humphreys, Tommy .....	OL	99..... Larkins, Josh.....	DL
21..... Pigram, Michael .....	LB	46..... Otey, Matt .....	FB	75..... O'Brien, Eric.....	TE		
22..... Houff, David .....	DB	47..... Newby, Mario .....	DB	76..... Raxter, Joshua .....	OL/DL		
23..... McLaurin, Trevor .....	LB	48..... Steinman, Wes .....	DB/LB	77..... Williamson, Brian.....	DL		
24..... Riley, Richard .....	DB	49..... Bynum, Raphael.....	FB	78..... Ilardo, Chris.....	OL		
25..... Marriner, Courtland.....	RB/DB	50..... Reyher, Todd.....	LB	79..... Grant, Michael.....	OL		
26..... Alvarado, Michael.....	DB/WR	51..... Kelley, Tim .....	OL	80..... Lanning, Brian.....	WR		

# Start Chart / Red Zone



## Start Chart: Game-By-Game Starters

	Maryland	Maine	VMI	Hofstra	UMass	Liberty	JMU	Villanova	Towson	Delaware	Richmond
QB	Phillips	Phillips									
TB	Brooks	Brooks									
FB	Otey	McAulay*									
WR	Nicholas	Nicholas									
WR	Mack	Mack									
TE	Trinkle	Trinkle									
LT	Cochran	Cochran									
LG	Oliver	Oliver									
C	Morris	Morris									
RG	Hiteshew	Hiteshew									
RT	Stewart	Stewart									
DE	Wright	Wright									
DE	Tracy	Tracy									
DT	Herbert	Herbert									
DT	Williamson	Williamson									
OLB	Tre. McLaurin	Tre. McLaurin									
ILB	Rutter	Rutter									
OLB	Pigram	Pigram									
SS	Alexander	Allen									
FS	Wheeling	Wheeling									
CB	Riley	Riley									
CB	Cox	Cox									

\*W&M started with three wide receivers and no FB.

## Tribe in the Red Zone

### William and Mary Offense In the Red Zone

Opponent	WM In Red Zone	WM TDs	WM FGs	WM FG Missed	WM No Score	RZ Score %
Maryland	1	1	0	0	0	100.0
Maine	3	2	1	0	0	100.0
VMI						
Hofstra						
Massachusetts						
Liberty						
James Madison						
Villanova						
Towson						
Delaware						
Richmond						
<b>SEASON</b>	<b>4</b>	<b>3</b>	<b>1</b>	<b>0</b>	<b>0</b>	<b>100.0</b>

### Opponents in the Red Zone

Opponent	Opp. in RZ	Opp. TDs	Opp. FGs	Opp. FG Missed	Opp. No Score	Opp. Score %
Marshall	5	3	2	0	0	100.0
Maine	2	2	0	0	0	100.0
VMI						
Hofstra						
Massachusetts						
Liberty						
James Madison						
Villanova						
Towson						
Delaware						
Richmond						
<b>SEASON</b>	<b>7</b>	<b>5</b>	<b>2</b>	<b>0</b>	<b>0</b>	<b>100.0</b>





# Tribe Single-Game Highs

## Individual Single-Game Highs

Pass Attempts: ..... 43, J. Phillips vs. Maine, 9/16  
 Pass Completions: ..... 22, J. Phillips vs. Maine, 9/16  
 Passing Yards: ..... 184, J. Phillips vs. Maine, 9/16  
 Passing TDs: ..... 1, three times, last - J. Phillips vs. Maine, 9/16  
 Rushing Attempts: ..... 17, E. Brooks at Maryland, 9/2  
 Rushing Yards: ..... 62, E. Brooks at Maryland, 9/2  
 Rushing TDs: ..... 1, D. Holmes vs. Maine, 9/16  
 Receptions: ..... 5, four times, last - J. Nicholas and D. McAulay vs. Maine, 9/16  
 Receiving Yards: ..... 82, D. McAulay at Maryland, 9/2  
 Receiving TDs: ..... 1, three times, last - J. Nicholas vs. Maine, 9/16  
 Total Offensive Yards: ..... 195, J. Phillips vs. Maine, 9/16  
 All-Purpose Yards: ..... 106, D. Holmes at Maryland, 9/2  
 Total Points: ..... 6, four times, last - J. Nicholas and D. Holmes vs. Maine, 9/16  
 Points Kicking: ..... 5, B. Pritchard vs. Maine, 9/16  
 Points Rushing: ..... 6, D. Holmes vs. Maine, 9/16  
 Points Receiving: ..... 6, three times, last - J. Nicholas vs. Maine, 9/16  
 Field Goals Made: ..... 1, B. Pritchard vs. Maine, 9/16  
 Field Goals Attempted: ..... 2, B. Pritchard vs. Maine, 9/16  
 PATs Attempted: ..... 2, B. Pritchard at Maryland, 9/2; vs. Maine, 9/16  
 PATs Made: ..... 2, B. Pritchard at Maryland, 9/2; vs. Maine, 9/16  
 Punts: ..... 8, B. Pritchard at Maryland, 9/2  
 Punting Yards: ..... 267, B. Pritchard at Maryland, 9/2  
 Punting Average: ..... 33.4, B. Pritchard at Maryland, 9/2  
 Punt Returns: ..... 1, D. Cox at Maryland, 9/2; vs. Maine, 9/16  
 Punt Return Yards: ..... 15, D. Cox at Maryland, 9/2  
 Kickoff Returns: ..... 4, D. Holmes at Maryland, 9/2  
 Kickoff Return Yards: ..... 90, D. Holmes at Maryland, 9/2  
 Kickoff Return Avg: ..... 22.5, D. Holmes at Maryland, 9/2  
 Interceptions: ..... 1, K. Allen at Maryland, 9/2; R. Riley vs. Maine, 9/16  
 Interception Yards: ..... 14, R. Riley vs. Maine, 9/16  
 Tackles: ..... 10, J. Rutter vs. Maine, 9/16  
 Solo Tackles: ..... 5, K. Allen at Maryland, 9/2; J. Rutter vs. Maine, 9/16  
 Tackles for loss: ..... 1.0, seven times, last- J. Wright and t. O'Neill vs. Maine, 9/16  
 Sacks: ..... 1.0, J. Wright and T. O'Neill vs. Maine, 9/16  
 Pass Breakups: ..... 3, D. Cox at Maryland, 9/2

## Team Single-Game Highs

Pass Attempts: ..... 44, vs. Maine, 9/16  
 Pass Completions: ..... 25, at Maryland, 9/2  
 Passing Yards: ..... 226, at Maryland, 9/2  
 Passing TDs: ..... 2, at Maryland, 9/2  
 Yards Per Completion: ..... 9.0, at Maryland, 9/2  
 Rushing Attempts: ..... 29, at Maryland, 9/2  
 Rushing Yards: ..... 84, at Maryland, 9/2  
 Rushing TDs: ..... 1, vs. Maine, 9/16  
 Yards Per Rush: ..... 3.8, vs. Maine, 9/16  
 Total Yards: ..... 310, at Maryland, 9/2  
 Points Scored: ..... 17, vs. Maine, 9/16  
 TDs Scored: ..... 2, at Maryland, 9/2; vs. Maine, 9/16  
 Total Plays: ..... 70, at Maryland, 9/2  
 Field Goals Made: ..... 1, vs. Maine, 9/16  
 Field Goals Attempted: ..... 2, vs. Maine, 9/16  
 PATs Attempted: ..... 2, at Maryland, 9/2; vs. Maine, 9/16  
 PATs Made: ..... 2, at Maryland, 9/2; vs. Maine, 9/16  
 Punts: ..... 10, at Maryland, 9/2  
 Punting Yards: ..... 303, at Maryland, 9/2  
 Punting Average: ..... 31.2, vs. Maine, 9/16  
 Punt Returns: ..... 1, at Maryland, 9/2; vs. Maine, 9/16  
 Punt Return Yards: ..... 15, at Maryland, 9/2  
 Kickoff Returns: ..... 4, at Maryland, 9/2  
 Kickoff Return Yards: ..... 90, at Maryland, 9/2  
 Kickoff Return Average: ..... 22.5, at Maryland, 9/2  
 Interceptions: ..... 1, at Maryland, 9/2; vs. Maine, 9/16  
 Interception Yards: ..... 14, vs. Maine, 9/16  
 Forced Fumbles: ..... 1, vs. Maine, 9/16  
 Fumble Return Yards: ..... none  
 Turnovers Gained: ..... 4, at Maryland, 9/2  
 Turnovers Lost: ..... none  
 Sacks: ..... 2, vs. Maine, 9/16  
 Sacks Allowed: ..... 2, at Maryland, 9/2; vs. Maine, 9/16  
 First Downs: ..... 17, vs. Maine, 9/16  
 Third Down Conv. %: ..... 44.4 (8-18), vs. Maine, 9/16  
 Fourth Down Conversion %: ..... 25.0 (1-4), vs. Maine, 9/16  
 Penalties: ..... 4, vs. Maine, 9/16  
 Penalty Yards: ..... 40, vs. Maine, 9/16  
 Possession Time: ..... 31:27, at Maryland, 9/2

## Game-By-Game Individual Highs

Opponent	Pass Att.	Pass Yards	Rushes	Rush. Yds	Receptions	Rec. Yds.	Tackles	TFLs	Sacks
at Maryland	31, Phillips	127, Phillips	17, Brooks	62, Brooks	5, Mack/McAulay	82, McAulay	8, Allen	1.0, five players	none
Maine	44, Phillips	184, Phillips	12, Brooks	29, Brooks	5, McAulay/Nicholas	53, McAulay	10, Rutter	1.0, Wright/O'Neill	1.0, Wright/O'Neill
VMI									
Hofstra									
at UMass									
at Liberty									
at JMU									
Villanova									
at Towson									
at Delaware									
Richmond									

# Opponent Highs / Long Plays



## Opponent Individual Single-Game Highs

Pass Attempts:	15, S. Hollenbach (MD), 9/2; R. Whitcomb (UM), 9/16
Pass Completions:	9, S. Hollenbach (MD), 9/2; R. Whitcomb (UM), 9/16
Passing Yards:	127, S. Hollenbach (MD), 9/2
Passing TDs:	1, R. Whitcomb (UM), 9/16
Rushing Attempts:	23, A. Gordon (UM), 9/16
Rushing Yards:	100, A. Gordon (UM), 9/16
Rushing TDs:	2, L. Ball (MD), 9/2; R. Whitcomb (UM), 9/16
Receptions:	3, D. Oquendo (MD), 9/2; A. Gordon (UM), 9/16
Receiving Yards:	55, D. Oquendo (MD), 9/2
Receiving TDs:	1, L. Williams (UM), 9/16
Total Offensive Yards:	164, S. Hollenbach (MD), 9/2
All Purpose Yards:	132, A. Gordon (UM), 9/16
Total Points:	12, L. Ball (MD), 9/2; R. Whitcomb (UM), 9/16
Points Kicking:	9, D. Ennis (MD), 9/2
Points Rushing:	12, L. Ball (MD), 9/2; R. Whitcomb (UM), 9/16
Points Receiving:	6, L. Williams (UM), 9/16
Field Goals Made:	2, D. Ennis (MD), 9/2
Field Goals Attempted:	2, D. Ennis (MD), 9/2
PATs Attempted:	3, D. Ennis (MD), 9/2; D. McNeil (UM), 9/16
PATs Made:	3, D. Ennis (MD), 9/2
Punts:	4, A. Podlesh (MD), 9/2
Punting Yards:	185, A. Podlesh (MD), 9/2
Punting Average:	46.2, A. Podlesh (MD), 9/2
Punt Returns:	3, D. Oquendo (MD), 9/2
Punt Return Yards:	17, D. Oquendo (MD), 9/2
Kickoff Returns:	3, L. Whetstone (UM), 9/16
Kickoff Return Yards:	44, L. Whetstone (UM), 9/16
Kickoff Return Average:	17.0, D. Oquendo (MD), 9/2
Interceptions:	none
Interception Yards:	none
Tackles:	11, W. Jefferson (MD), 9/2
Solo Tackles:	6, W. Jefferson (MD), 9/2
Tackles for loss:	2.5, M. King (UM), 9/16
Sacks:	1.0, W. Jefferson and E. Henderson (MD), 9/2; M. King (UM), 9/16
Pass Breakups:	3, A. Goyins (UM), 9/16

## Opponent Team Single-Game Highs

Pass Attempts:	20, Maryland, 9/2
Pass Completions:	9, Maryland, 9/2; Maine, 9/16
Passing Yards:	153, Maryland, 9/2
Passing TDs:	1, Maine, 9/16
Yards Per Completion:	17.0, Maryland, 9/2
Rushing Attempts:	48, Maine, 9/16
Rushing Yards:	213, Maryland, 9/2
Rushing TDs:	3, Maryland, 9/2
Yards Per Rush:	5.3, Maryland, 9/2
Total Yards:	366, Maryland, 9/2
Points Scored:	27, Maryland, 9/2
Touchdowns Scored:	3, Maryland, 9/2; Maine, 9/16
Total Plays:	63, Maine, 9/16
Field Goals Made:	2, Maryland, 9/2
Field Goals Attempted:	2, Maryland, 9/2
PATs Attempted:	3, Maryland, 9/2; Maine, 9/16
PATs Made:	3, Maryland, 9/2
Punts:	5, Maine, 9/16
Punting Yards:	185, Maryland, 9/2
Punting Average:	46.2, Maryland, 9/2
Punt Returns:	5, Maryland, 9/2
Punt Return Yards:	37, Maryland, 9/2
Kickoff Returns:	4, Maine, 9/16
Kickoff Return Yards:	53, Maine, 9/16
Kickoff Return Average:	13.2, Maine, 9/16
Interceptions:	none
Interception Yards:	none
Forced Fumbles:	none
Fumble Return Yards:	none
Turnovers Gained:	none
Turnovers Lost:	4, Maryland, 9/2
Sacks:	2, Maryland, 9/2; Maine, 9/16
Sacks Allowed:	2, Maine, 9/16
First Downs:	18, Maryland, 9/2
Third Down Conversion %:	38.5 (5-13, Maine, 9/16)
Fourth Down Conversion %:	100.0 (1-1), Maine, 9/16
Penalties:	4, Maine, 9/16
Penalty Yards:	45, Maine, 9/16
Possession Time:	31:47, Maine, 9/16

## Tribe Longest Plays of the Season

Rush:	15, D. McAulay vs. Maine, 9/16
Rushing TD:	14, D. Holmes vs. Maine, 9/16
Pass:	49, M. Potts to D. McAulay at Maryland, 9/2
Passing TD:	49, M. Potts to D. McAulay at Maryland, 9/2
Punt Return:	15, D. Cox at Maryland, 9/2
Kickoff Ret:	32, D. Holmes at Maryland, 9/2
INT Return:	14, R. Riley vs. Maine, 9/16
Punt:	48, B. Pritchard at Maryland, 9/2
Field Goal:	25, B. Pritchard vs. Maine, 9/16
Drive:	74 yards, 9 plays, 4:31, TD, vs. Maine, 9/16

## Opponent Longest Plays of the Season

Rush:	34, K. Lattimore (MD), 9/2
Rushing TD:	8, R. Whitcomb (UM), 9/16
Pass:	47, S. Hollenbach to I. Williams (MD), 9/2
Passing TD:	29, R. Whitcomb to L. Williams (UM), 9/16
Punt Return:	13, M. Arias (UM), 9/16
Kickoff Return:	23, L. Whetstone (UM), 9/16
INT Return:	none
Punt:	58, A. Podlesh (MD), 9/2
Field Goal:	39, D. Ennis (MD), 9/2
Drive:	75 yards, 4 plays, 1:20, TD, Maryland, 9/2



# Top Offensive Performances

## Tribe's Top Offensive Performances

### Top Passing Performances

1.	184	Jake Phillips vs. Maine	Sept. 16
2.	127	Jake Phillips at Maryland	Sept. 2
3.	99	Mike Potts at Maryland	Sept. 2

### Top Rushing Performances

1.	62	Elijah Brooks at Maryland	Sept. 2
2.	29	Elijah Brooks vs. Maine	Sept. 16
3.	26	DeBrian Holmes vs. Maine	Sept. 16
4.	15	D.J. McAulay vs. Maine	Sept. 16
5.	14	Elliott Mack vs. Maine	Sept. 16
6.	12	Jake Phillips at Maryland	Sept. 2
7.	11	Jake Phillips vs. Maine	Sept. 16
8.	10	DeBrian Holmes at Maryland	Sept. 2

### Top Receiving Performances

1.	82	D.J. McAulay at Maryland	Sept. 2
2.	53	D.J. McAulay vs. Maine	Sept. 16
3.	46	Joe Nicholas at Maryland	Sept. 2
	46	Joe Nicholas vs. Maine	Sept. 16
5.	29	Elijah Brooks at Maryland	Sept. 2
6.	26	Elliott Mack at Maryland	Sept. 2
7.	25	R.J. Archer vs. Maine	Sept. 16
8.	18	Elliott Mack vs. Maine	Sept. 16
9.	17	Drew Atchison vs. Maine	Sept. 16
10.	15	R.J. Archer at Maryland	Sept. 2

200-yard Passing Games

100-yard Rushing Games

100-yard Receiving Games



Mike Potts



Elijah Brooks



D.J. McAulay

## Tribe's All-Time Top Offensive Performances

### Top Passing Performances

1.	426	Dave Corley vs. Northeastern, 10/28/00
2.	406	Stan Yagiello vs. JMU, 9/28/85
3.	401	David Murphy at Marshall, 11/5/83
4.	399	Chris Garrity at ECU, 11/14/81
5.	385	Greg DeGennaro at Bucknell, 9/20/86
6.	383	Kenny Lambiotte vs. Colgate, 9/6/86
7.	381	Mike Cook at N. Iowa, 12/7/96*
8.	378	Lang Campbell vs. Northeastern, 10/2/04
9.	373	Mike Cook vs. UNH, 10/24/98
10.	368	Lang Campbell at Liberty, 10/9/04
11.	360	Dave Murphy vs. Rutgers, 10/22/83
12.	355	Lang Campbell at Delaware, 10/23/04
13.	352	Mike Cook at Ga. Southern, 9/6/97
14.	346	Dave Corley vs. VMI, 9/14/02
15.	345	Chris Hakel vs. Delaware, 9/14/91
	345	Stan Yagiello vs. Norfolk St., 9/14/85
17.	342	Lang Campbell vs. Delaware, 12/4/04*
18.	339	Mike Cook vs. Hampton, 10/31/98
19.	329	Chris Garrity vs. Richmond, 11/21/81
20.	326	Dave Corley vs. Delaware, 9/28/02

\*NCAA Playoff Game

### Top Rushing Performances

1.	257	Phil Mosser at Ohio Wes., 10/3/70
2.	219	Derek Fitzgerald vs. Penn., 10/14/95
3.	201	Alvin Porch at UConn., 10/18/97
4.	198	Jon Smith at UNH, 10/19/02
5.	189	Derek Fitzgerald at NU, 9/16/95
	189	Derek Fitzgerald vs. Villanova, 10/23/93
7.	186	Alvin Porch vs. Boston, 9/27/97
8.	183	Alvin Porch vs. Delaware, 11/2/96
9.	181	Robert Green at Navy, 9/21/91
10.	180	Robert Green at Citadel, 9/8/90
11.	177	Tyrone Shelton vs. ETSU, 11/4/89
	177	Hameen Ali vs. Delaware, 10/10/98
13.	173	Alvin Porch vs. Richmond, 11/15/97
14.	172	Bill Bowman vs. WFU, 9/19/53
15.	171	Jim Kruijs vs. Navy, 10/16/76
16.	170	Troy Keen at Furman, 9/17/94
17.	165	Robert Green vs. VMI, 10/13/90
18.	164	Tyrone Shelton at Furman, 11/3/90
	164	Keith Fimian vs. Virginia, 9/18/76
20.	159	Alvin Porch vs. JMU, 10/11/97

### Top Receiving Performances

1.	244	Dominique Thompson at Delaware, 10/23/04
2.	240	David Conklin at VMI, 9/13/97
3.	226	Mike Sutton at Marshall, 11/5/83
4.	221	Dominique Thompson at LU, 10/9/04
5.	211	Kurt Wrigley vs. Richmond, 11/21/81
6.	198	Ron Gilliam vs. JMU, 9/28/85
7.	195	Chris Rosier at UConn., 10/18/97
8.	194	Rich Musinski vs. Delaware, 9/28/02
9.	191	Rich Musinski at URI, 10/25/03
10.	185	Dominique Thompson vs. UD, 12/4/04*
11.	184	Chris Rosier at URI, 10/7/00
12.	183	Glenn Bodnar at Colgate, 11/10/84
13.	182	Dave Szydluk vs. JMU, 9/28/85
14.	168	Chris Rosier at JMU, 10/28/00
15.	164	Rich Musinski vs. UNH, 9/29/01
16.	162	Dave Conklin vs. UConn., 11/14/98
17.	161	Rich Musinski at UMass, 9/1/01
18.	158	Harry Mehre vs. Lehigh, 9/17/88
19.	157	Corey Ludwig at Delaware, 9/11/93
	157	D. Thompson vs. Northeastern, 10/2/04

\*NCAA Playoff Game

# Scoring Drives Chart



## William and Mary Scoring Drives

Opponent	Obtained	Plays	Yards	TOP	Result	Quarter	Play
Maryland	Fumble	9	56	2:43	TD	Second	Phillips 9-yard pass to Mack
Maryland	Punt	2	54	1:03	TD	Fourth	Potts 49-yard pass to McAulay
Maine	Fumble	10	31	3:13	FG	First	FG Pritchard 25 yards
Maine	Kickoff	9	74	4:31	TD	Third	Holmes 14-yard run
Maine	Punt	1	63	5:35	TD	Fourth	Phillips 8-yard pass to Nicholas



# The Last Time It Happened

## Team

Shut out an opponent ..... 56-0, vs. Liberty, 9/24/05  
 Was shut out ..... 0-14, at Delaware, 11/1/97  
 Consecutive shutouts ..... at Northeastern (32-0), at New Hampshire (39-0), 1995

Scored 60-69 points ..... 62-31, vs. VMI, 9/14/02  
 Scored 50-59 points ..... 55-0, vs. Liberty, 9/24/05  
 Consecutive 50+ games ..... at Northeastern (53), vs. Villanova (51), 1993  
 Consecutive 40+ games ..... vs. LU (56), vs. UNH (42), vs. NU (44), vs. Towson (44), 2005

Passed for 400+ yards ..... 426, vs. Northeastern, 10/28/00  
 Allowed 400+ passing yards ..... 489, at Western Michigan, 9/5/03

Passed for 300+ yards ..... 359, vs. Northeastern, 10/15/05  
 Allowed 300+ passing yards ..... 325, at Villanova, 10/29/05

Rushed for 400+ yards ..... 433, vs. Villanova, 10/23/99  
 Allowed 400+ yards rushing ..... 509, vs. Furman, 9/18/99

Rushed for 300+ yards ..... 335, vs. Liberty, 9/24/05  
 Rushed/Passed for 200+ yards ..... vs. Towson (210 rush, 202 pass), 10/22/05

Had 600+ yds of total offense ..... 635, vs. Liberty, 9/24/05  
 Allowed 600+ yards of total off. .... 638, at Western Michigan, 9/6/03

Had 500-599 yds of total offense ..... 500, vs. Delaware, 12/4/04  
 Allowed 500-599 yards total off. .... 540, at Villanova, 10/29/05

Gained less than 100 yards total offense ..... None post 1981  
 Held opponent under 100 yards total offense. .... 82, at Bucknell, 9/21/96

Gained less than 50 rush yards ..... 18, at Richmond, 11/19/05  
 Held opponent under 50 rush yards ..... -6, vs. Liberty, 9/24/05

Gained less than 50 pass yards ..... 30, vs. Boston, 9/19/92  
 Held opponent under 50 pass yards ..... 44, vs. Rhode Island, 11/9/02

Intercepted five passes ..... 5, vs. Pennsylvania, 10/14/95  
 Had five passes intercepted ..... 5, vs. Boston, 10/14/89

Scored a defensive touchdown ..... 2, at Villanova (INT returns), 10/29/05  
 Allowed a defensive touchdown ..... at Villanova, 10/29/05

Scored a special teams touchdown ..... vs. New Hampshire (Kickoff return), 10/8/05  
 Allowed a special teams touchdown ..... vs. Hampton (Kickoff return), 11/27/04

Scored defensive and special teams touchdowns ..... at Richmond, 11/21/03

Recorded a safety ..... vs. Villanova, 11/6/04  
 Surrendered a safety ..... vs. Delaware, 11/12/05

Won in overtime ..... (2 OTs) 44-41, at Northeastern, 10/15/05  
 Lost in overtime ..... 31-34, at James Madison, 11/16/02  
 Tied an opponent ..... 31-31, at Princeton, 9/23/89

## Individual

Passed for 400+ yds ..... 426, D. Corley vs. Northeastern, 10/28/00  
 Opponent passed for 400+ yards ..... 450, C. Munson at Western Michigan, 9/6/03

Passed for 300+ yards ..... 315, L. Campbell, vs. James Madison, 12/10/04  
 Opponent passed for 300+ yards ..... 325, F. Jankowski, at Villanova, 10/29/05

Passed for 200+ yards ..... 289, J. Phillips, vs. Delaware, 11/12/05  
 Opponent passed for 200+ yards ..... 325, F. Jankowski, at Villanova, 10/29/05

Passed for 6 touchdowns ..... S. Knight, vs. Maine, 11/6/93  
 Opponent passed for 6 touchdowns ..... C. Munson, at Western Michigan, 9/6/03

Passed for 4+ touchdowns ..... 4, J. Phillips, at Northeastern, 10/15/05  
 Opponent passed for 4+ touchdowns ..... 6, C. Munson, at Western Michigan, 9/6/03

Completed 30+ attempts ..... 30, L. Campbell, vs. James Madison, 12/10/04  
 Opponent completed 30+ attempts ..... 33, R. Santos, vs. New Hampshire, 10/8/05

QB pass/rush for 100 yards ..... D. Corley (247 pass, 107 rush), at Villanova, 11/11/00  
 Opponent QB pass/rush for 100 yards ..... J. Eaton (128 pass, 106 rush), at Maine, 9/7/02

QB had 2 pass / 2 rush TDs ..... L. Campbell (2 pass, 2 rush), at North Carolina, 9/4/04  
 Opponent QB had 2 pass / 2 rush TDs ..... J. Davis (2 pass, 3 rush), at Rhode Island, 9/17/05

Rushed for 200+ yards ..... 201, A. Porch, at Connecticut, 10/18/97  
 Had an opponent rush for 200+ yards ..... 216, J. Watkins, at Appalachian State, 12/1/01

Rushed for 100+ yards ..... 135, E. Brooks vs. New Hampshire, 10/8/05  
 Had an opponent rush for 100+ yards ..... 111, T. Hightower, at Richmond, 11/19/05

Two players rush for 100 yards ..... Troy Keen (158) and Derek Fitzgerald (140), vs. URI, 10/7/95  
 Two opponents rush for 100 yards ..... R. McGill (133) and J. Lewis (123), at UNC, 9/4/04

Two players with 100 receiving yds ..... J. Nicholas (121) and E. Mack (106), vs. UD, 11/12/05  
 Two opponents with 100 receiving yards ..... D. Boler (155) and J. Long (108), at UD, 10/23/04

Had 200+ yards receiving ..... 244, D. Thompson, at Delaware, 10/23/04  
 Opponent had 200+ yards receiving ..... 206, C. Adams, vs. Hofstra, 10/6/01

Had 100+ yards receiving ..... 121, J. Nicholas, 106, E. Mack, vs. Delaware, 11/12/05  
 Opponent had 100+ yards receiving ..... 182, J. Dieser, at Villanova, 10/29/05

Had 30+ carries ..... 32, E. Brooks, vs. New Hampshire, 10/8/05  
 Opponent had 30+ carries ..... 34, M. Gibson, at Villanova, 10/29/05

Rushed for 4 touchdowns ..... E. Brooks, vs. New Hampshire, 10/8/05  
 Opponent rushed for 4 touchdowns ..... J. Watkins, at Appalachian State, 12/1/01

Rushed for 3 touchdowns ..... E. Brooks, vs. Liberty, 9/24/05  
 Opponent rushed for 3 touchdowns ..... S. Tutt, at Richmond, 11/19/05

Had 10+ receptions ..... 11, J. Nicholas, vs. Delaware, 12/4/04  
 Opponent had 10+ receptions ..... 11, J. Dieser, at Villanova, 10/29/05

Had 3+ touchdown receptions ..... 4, D. Thompson, at Delaware, 10/23/04  
 Opponent had 3+ touchdown receptions ..... 3, T. Hinshaw, at Central Florida, 9/23/00

Had TD Rushing/TD Receiving ..... E. Brooks (3 rush, 1 receiving), vs. Liberty, 9/24/05  
 Opponent had TD Rushing/TD Receiving ..... A. Bradshaw (1 rush, 1 receiving), at Marshall, 9/1/05

Returned a kickoff for TD ..... S. Cason, 92 yards, vs. New Hampshire, 10/8/05  
 Had a kickoff returned for TD ..... J. Mathis, 93 yards, vs. Hampton, 11/27/04

Returned a punt for TD ..... M. Bobo, 69 yards, at Richmond, 11/21/03  
 Had a punt returned for TD ..... C. Thompson, 70 yards, vs. James Madison, 10/18/03

Returned a blocked punt for TD ..... S. McDermott, 12 yards, at Rhode Island, 9/7/96  
 Had a blocked punt returned for TD ..... C. Curry, 0 yards, vs. Villanova, 11/11/00

Blocked a field goal ..... B. Williamson, 39 att., vs. Villanova, 11/6/04  
 Had a field goal blocked ..... G. Kuehn, 28-yards, vs. New Hampshire, 10/8/05

Blocked a punt ..... B. Burrow, vs. Delaware, 11/12/05  
 Had a punt blocked ..... M. Mesi, at Delaware, 10/23/04

Returned a fumble for TD ..... A. O'Connor, 0 yards, at Rhode Island, 10/25/03  
 Had a fumble returned for TD ..... J. Couch, 70 yards vs. Marshall, 9/1/05

Had 2+ interceptions ..... 2, J. Shaw, at Rhode Island, 9/17/05  
 Opponent had 2+ interceptions ..... 2, R. Badger, at Villanova, 10/29/05

Returned an INT for TD ..... Tre. McLaurin (14 yards), J. Miller (80 yards), at Villanova, 10/29/05  
 Had an INT returned for TD ..... R. Badger, 15 yards, at Villanova, 10/29/05

Made 4 Field Goals ..... B. Sterba, vs. Northeastern, 10/28/01  
 Opponent made 4 Field Goals ..... M. Husted, at Virginia, 10/24/92

Made 3 Field Goals ..... G. Kuehn, vs. James Madison, 11/5/05  
 Opponent made 3 Field Goals ..... C. Onorato, vs. Hofstra, 11/1/03

Kicked a 50+ yard Field Goal ..... 50, G. Kuehn, at Rhode Island, 9/17/05  
 Opponent kicked a 50+ yard Field Goal ..... 51, C. McCormack, vs. New Hampshire, 10/15/03

2-point run ..... L. Campbell, vs. James Madison, 12/10/04  
 Opponent 2-point run ..... C. Cross, vs. Villanova, 11/27/01

2-point reception ..... J. Nicholas, vs. Northeastern, 10/2/04  
 Opponent 2-point reception ..... J. Morgan, vs. Hampton, 11/27/04

# Single-Game Records



## Individual Records

### Scoring

#### Most Points

36, Bill Palese vs. Bridgewater, 1931

#### Most Touchdowns

6, Bill Palese vs. Bridgewater, 1931

#### Most PATs

8, Greg Kuehn vs. Liberty, 2005

8, Greg Kuehn vs. VMI, 2002

8, Terry Regan vs. Davidson, 1972

#### Most Field Goals

4, Chris Dawson vs. Lehigh, 1992

4, Brian Shallcross vs. VU, 1995

4, Brett Sterba vs. Northeastern, 2000

### Total Offense

#### Most Yards

454, David Corley vs. Northeastern, 2000

### Rushing

#### Rush Attempts

37, Wes Meeteer vs. Davidson, 1969

37, Troy Keen vs. Northeastern, 1994

37, Derek Fitzgerald vs. Penn, 1995

#### Rushing Yards

257, Phil Mosser vs. Ohio Wesl., 1970

### Passing

#### Pass Attempts

53, Lang Campbell vs. UD, 2004

52, Mike Cook vs. UNH, 1998

#### Completions

35, Dave Murphy vs. Rutgers, 1983

#### Passing Yards

426, David Corley vs. Northeastern, 2000

#### Touchdown Passes

6, Shawn Knight vs. Maine, 1993

### Receiving

#### Receptions

13, Rich Musinski vs. URI, 2003

13, Glen Bodnar vs. Colgate, 1984

#### Receiving Yards

244, Dominique Thompson at UD, 2004

240, Dave Conklin vs. VMI, 1997

#### TD Receptions

4, Dominique Thompson at UD, 2004

4, Vito Ragazzo vs. WFU, 1949

4, Corey Ludwig vs. Maine, 1993

### Sacks

3.5, Luke Cullinane vs. VU, 1996

### Interceptions

4, Jack Bruce vs. Richmond, 1947

### Individual Long Plays

#### Rush from scrimmage

95 yds, John Truehart vs. Elon, 1934

#### Pass Completion

87 yds, Lang Campbell to Dominique Thompson at Delaware, 2004

87 yds, Dan Henning to Tom Scott vs. Navy, 1961

### Punt

77 yds, Russell Brown, 1972

77 yds, Joe Agee, 1975

77 yds, Jack Freeman, 1942

### Punt Return

101 yds, Dale Worrall vs. Bridgewater, 1932

### Kickoff Return

100 yds, Dick Pawlewicz vs. UVA, 1974

### Run With Fumble

91 yds, Meb Davis vs. Columbia, 1926

### Run with Interception

93 yds, Marvin Graham vs. Virginia Tech, 1946

### Field Goal

53 yds, Steve Christie vs. ETSU, 1987

53 yds, Steve Christie vs. UVA, 1988

53 yds, Brett Sterba vs. Delaware, 2000

## Team Records

### Most Points Scored

95, vs. Bridgewater, 1931

### Most Points Allowed

93, by Delaware, 1915

### Most Yards Gained

681, vs. Richmond, 1991

### Most Plays

100, vs. Virginia Tech, 1971

### Rushing Yards

453, vs. Ohio Wesleyan, 1970

433, vs. Villanova, 1993

419, vs. Delaware, 1973

417, vs. Richmond, 1974

413, vs. VMI, 1993

### Pass Attempts

55, vs. Virginia Tech, 1971

### Pass Completions

35, vs. Rutgers, 1983

### Passing Yards

498, vs. VMI, 1997

426, vs. Northeastern, 2000

414, vs. Miami (Ohio), 1982

412, vs. JMU, 1985

403, vs. East Carolina, 1981

### First Downs

36, vs. VMI, 1991

36, vs. VMI, 1993

35, vs. Liberty, 2005

### Most Interceptions

6, vs. Wake Forest, 1947

### Best Defense Against the Run

-39 yds, vs. Colgate, 1988

-39 yds, vs. Villanova, 1996

-11 yds, Quantico, 1967

-6 yds, vs. Liberty, 2005

-6 yds, vs. Villanova, 1993

### Best Defense Against the Pass

9 yds, vs. UMass, 1995

9 yds, vs. East Carolina, 1980

9 yds, vs. Appalachian State, 1976

10 yds, vs. Furman, 1999

11 yds, vs. VMI, 1993

Active players in bold.

# Game-By-Game Results

## Game 1

### Maryland 27, William and Mary 14

College Park, Md. • Byrd Stadium • Sept. 2, 2006

COLLEGE PARK, Md. (9/2/06) -- On the strength of a strong offensive first half behind All-ACC quarterback Sam Hollenbach, Maryland knocked off William and Mary, 27-14, in the season-opener for both teams at Byrd Stadium.

Hollenbach completed 7-of-11 pass attempts for 149 yards in the opening half, and the Terrapins used two rushing scores by Lance Ball to build a commanding 24-7 lead at the break.

W&M bounced back with a solid defensive effort in the second half, limiting Maryland to 105 yards of total offense and only a third-quarter field goal, after the Terps churned out 261 yards in the opening half.

Junior Mike Potts highlighted an impressive fourth quarter for the Tribe, entering the game in the final period and completing 9-of-10 attempts for 99 yards and a touchdown.

Senior Elijah Brooks paced the Tribe's ground attack with 62 yards on 17 attempts, and sophomore D.J. McAulay led the receiving corps with 82 yards and a touchdown on five catches. Classmate Elliott Mack also pulled in five grabs for 26 yards, including a 12-yard touchdown reception from Jake Phillips in the second quarter.

Potts completed his first three attempts on his first turn with the offense, then hooked up with McAulay for a 49-yard touchdown pass on his second series to cut the deficit to 27-14 with 4:35 remaining.

Sophomore free safety Kevin Allen led the squad with eight total tackles, including five solo stops, and added his third-career interception in the first half. Sophomore Derek Cox recovered a fumble and registered three pass break-ups, while senior defensive end Josh Wright recovered a pair of Maryland fumbles.



*Sophomore D.J. McAulay had five catches for 82 yards, both career-highs, at Maryland.*

	1	2	3	4	Final
William and Mary	0	7	0	7	14
Maryland	14	10	3	0	27

#### Scoring Summary

Qtr	Team	Score	Time
1st	UM	Ball 2 run (Ennis kick)	8:04
	UM	Lattimore 1 run (Ennis kick)	3:56
2nd	UM	FG Ennis 39	12:19
	W&M	Mack 9 pass from Phillips (Pritchard kick)	7:16
	UM	Ball 3 run (Ennis kick)	0:53
3rd	UM	FG Ennis 25	11:13
4th	W&M	McAulay 49 pass from Potts (Pritchard kick)	4:35

	W&M	Maryland
First Downs	16	18
Rushes - Yards	29-84	40-213
Att-Cmp-Int	41-25-0	20-9-1
Pass Yards	226	153
Total Offense	310	366
Total Plays	70	60
Fumbles - Lost	0-0	3-3
3rd Down Conv.	4-15	2-10
Penalties - Yards	2-15	1-10
Sacks by - Yards	0-0	2-13
Time of Possession	31:27	28:33

**Rushing - W&M:** Brooks 17-62, Phillips 9-12, Holmes 3-10. **Maryland:** Ball 15-86 (2TD), Lattimore 13-89 (TD), Allen 6-25, Hollenbach 1-11, Humber 1-2, Heyward-Bey 1-1, Steffy 2-0.

**Passing - W&M:** Phillips 31-16-0 127 (TD), Potts 10-9-0 99 (TD). **Maryland:** Hollenbach 15-9-0 153, Steffy 5-0-1 0.

**Receiving - W&M:** McAulay 5-82 (TD), Mack 5-26 (TD), Nicholas 4-46, Brooks 4-29, Holmes 3-6, Archer 2-15, Trinkle 1-12, Atchison 1-10. **Maryland:** Oquendo 3-55, Williams 2-47, Allen 2-0, Haynos 1-49, Gronkowski 1-9.

**Defense - W&M:** Allen 8 (5 solo, TFL, INT), Rutter 7 (0.5 TFL, PBU), Wheeling 6 (4 solo, 0.5 TFL), Tracy 5 (TFL), O'Neill 5, Riley 3 (TFL), Cox 3 (3 PBU, FR), Wright 2 (TFL, 2 FR), Pigram 2 (TFL).

**Attendance:** 49,763; **Time:** 2:43; **Weather:** 69, partly cloudy

## Game 2

### Maine 20, William and Mary 17

Williamsburg, Va. • Zable Stadium • Sept. 16, 2006

WILLIAMSBURG (9/16/06) -- Maine quarterback Ron Whitcomb rushed for a pair of scores and passed for another to lead the Black Bears past William and Mary, 20-17, in an Atlantic 10 Conference game at Zable Stadium.

Whitcomb, who finished with 64 yards rushing on 21 attempts and 98 yards through the air on 9-of-15 passing, crossed the goal line for the second time on an 8-yard run to give Maine a commanding 20-3 lead in the third quarter.

Tribe quarterback Jake Phillips passed for 184 yards and a touchdown, completing 22 of his career-high 44 attempts. Joe Nicholas brought in five receptions for 46 yards and a touchdown, and DeBrian Holmes scored on a 14-yard run, finishing with 26 yards on four attempts.

W&M's offense came alive behind Phillips in the third, as the Tribe engineered a nine-play, 74-yard scoring drive. Phillips completed a lateral swing pass to Holmes, who finished the drive with a 14-yard scoring run to cut the deficit to 20-10.

Corner Richard Riley ended Maine's next drive with an interception near midfield, but the Tribe's offensive try stalled at the Maine 37-yard line.

Josh Wright came up with another big defensive play on the next series, sacking Whitcomb for a 3-yard loss on first down. Maine eventually was forced to punt, giving it back to W&M.

Consecutive completions by Phillips to R.J. Archer moved the Tribe inside the 20-yard line, and Phillips eventually connected with Nicholas on an 8-yard touchdown pass that trimmed the Maine lead to 20-17 with 8:30 remaining.

W&M had two more possessions in the final seven minutes, but the Tribe could only manage one more first down the rest of the way.

McAulay finished with five catches for 53 yards, and Archer recorded three receptions for 25 yards. Brooks led the Tribe rushing attack with 29 yards on 12 carries.



*Sophomore Kevin Allen forces a Maine fumble in the first quarter.*

	1	2	3	4	Final
Maine	7	7	6	0	20
William and Mary	3	0	7	7	17

#### Scoring Summary

Qtr	Team	Score	Time
1st	W&M	FG Pritchard 25	10:24
	UM	Whitcomb 1 run (McNeill kick)	0:25
2nd	UM	Williams 29 pass from Whitcomb (McNeill kick)	10:52
3rd	UM	Whitcomb 8 run (McNeil kick failed)	10:20
	W&M	Holmes 14 run (Pritchard kick)	5:49
4th	W&M	Nicholas 8 pass from Phillips (Pritchard kick)	8:30

	Maine	W&M
First Downs	16	17
Rushes - Yards	48-166	25-95
Att-Cmp-Int	15-9-1	44-22-0
Pass Yards	98	184
Total Offense	264	279
Total Plays	63	69
Fumbles - Lost	4-1	1-0
3rd Down Conv.	5-13	8-18
Penalties - Yards	4-45	4-40
Sacks by - Yards	2-18	2-8
Time of Possession	31:47	28:13

**Rushing - W&M:** Brooks 12-29, Holmes 4-26 (TD), McAulay 1-15, Mack 1-14, Phillips 7-11. **Maine:** Gordon 23-100, Whitcomb 21-64 (2TD), Randall 1-5, TEAM 3-(-3).

**Passing - W&M:** Phillips 44-22-0 184 (TD), Archer 1-0-0. **Maine:** Whitcomb 15-9-1 98 (TD).

**Receiving - W&M:** McAulay 5-53, Nicholas 5-46 (TD), Archer 3-25, Holmes 3-9, Mack 2-18, Trinkle 2-5, Atchison 1-17, Brooks 1-11. **Maine:** Gordon 3-32, Williams 2-36 (TD), Pierre 2-22, Randall 1-8, Mulligan 1-0.

**Defense - W&M:** Rutter 10 (5 solo), Allen 8 (FF, 4 solo), Pigram 8, Wright 6 (Sack, PBU), O'Neill 5 (Sack, 4 solo), Larkins 5, Riley 5 (INT), Cox 2 (FR)

**Attendance:** 10,706; **Time:** 2:47; **Weather:** 70, overcast, light rain showers

# Quarterback Club Awards

2006 Quarterback Club Weekly Awards - Maine 9/16

## Offense



**Matt Trinkle, Sr., TE**

Trinkle had a pair of receptions for the Tribe against Maine, totaling five yards.

**Previous Winners**

Maryland - Sept. 2

Cody Morris, Sr., OL

Team 310 yards of total offense

## Defense



**Josh Wright, Sr., DE**

Wright finished with six total tackles, including two solos, against Maine. He also had a solo sack in the third quarter.

**Previous Winners**

Maryland - Sept. 2

Derek Cox, So., CB

3 TT, 3 PBU, fumble recovery

## Special Teams



**Drew Atchison, Jr., TE**

Atchison had one reception for 17 yards vs. Maine.

**Previous Winners**

Maryland - Sept. 2

DeBrian Holmes, So., KR/RB

4 KO returns for 90 yards, including long of 32 yards



2006 William and Mary Football  
 William and Mary Overall Team Statistics (as of Sep 16, 2006)  
 All games

TEAM STATISTICS	WM	OPP
-----		
SCORING.....	31	47
Points Per Game.....	15.5	23.5
FIRST DOWNS.....	33	34
Rushing.....	12	22
Passing.....	21	9
Penalty.....	0	3
RUSHING YARDAGE.....	179	379
Yards gained rushing.....	222	412
Yards lost rushing.....	43	33
Rushing Attempts.....	54	88
Average Per Rush.....	3.3	4.3
Average Per Game.....	89.5	189.5
TDs Rushing.....	1	5
PASSING YARDAGE.....	410	251
Att-Comp-Int.....	85-47-0	34-18-2
Average Per Pass.....	4.8	7.4
Average Per Catch.....	8.7	13.9
Average Per Game.....	205.0	125.5
TDs Passing.....	3	1
TOTAL OFFENSE.....	589	630
Total Plays.....	139	122
Average Per Play.....	4.2	5.2
Average Per Game.....	294.5	315.0
KICK RETURNS: #-YARDS.....	7-130	7-88
PUNT RETURNS: #-YARDS.....	2-18	7-50
INT RETURNS: #-YARDS.....	2-14	0-0
KICK RETURN AVERAGE.....	18.6	12.6
PUNT RETURN AVERAGE.....	9.0	7.1
INT RETURN AVERAGE.....	7.0	0.0
FUMBLES-LOST.....	1-0	7-4
PENALTIES-YARDS.....	6-55	6-55
Average Per Game.....	27.5	27.5
PUNTS-YARDS.....	14-428	9-331
Average Per Punt.....	30.6	36.8
Net punt average.....	27.0	34.8
TIME OF POSSESSION/GAME.....	29:50	30:10
3RD-DOWN CONVERSIONS.....	12/33	7/23
3rd-Down Pct.....	36%	30%
4TH-DOWN CONVERSIONS.....	1/5	1/1
4th-Down Pct.....	20%	100%
SACKS BY-YARDS.....	2-8	4-31
MISC YARDS.....	0	0
TOUCHDOWNS SCORED.....	4	6
FIELD GOALS-ATTEMPTS.....	1-2	2-2
PAT-ATTEMPTS.....	4-4	5-6
ATTENDANCE.....	10706	49763
Games/Avg Per Game.....	1/10706	1/49763
Neutral Site Games.....		0/0

SCORE BY QUARTERS	1st	2nd	3rd	4th	Total
-----					
William and Mary....	3	7	7	14	31
Opponents.....	21	17	9	0	47

2006 William and Mary Football  
 William and Mary Overall Individual Statistics (as of Sep 16, 2006)  
 All games

RUSHING	GP	Att	Gain	Loss	Net	Avg	TD	Long	Avg/G
Elijah Brooks	2	29	98	7	91	3.1	0	11	45.5
DeBrian Holmes	2	7	38	2	36	5.1	1	14	18.0
Jake Phillips	2	16	57	34	23	1.4	0	10	11.5
D.J. McAulay	2	1	15	0	15	15.0	0	15	7.5
Elliott Mack	2	1	14	0	14	14.0	0	14	7.0
Total.....	2	54	222	43	179	3.3	1	15	89.5
Opponents.....	2	88	412	33	379	4.3	5	34	189.5

PASSING	GP	Effic	Att-Cmp-Int	Pct	Yds	TD	Lng	Avg/G
Jake Phillips	2	95.57	74-38-0	51.4	311	2	23	155.5
Mike Potts	1	206.16	10-9-0	90.0	99	1	49	99.0
R.J. Archer	2	0.00	1-0-0	0.0	0	0	0	0.0
Total.....	2	107.46	85-47-0	55.3	410	3	49	205.0
Opponents.....	2	112.89	34-18-2	52.9	251	1	47	125.5

RECEIVING	GP	No.	Yds	Avg	TD	Long	Avg/G
D.J. McAulay	2	10	135	13.5	1	49	67.5
Joe Nicholas	2	9	92	10.2	1	22	46.0
Elliott Mack	2	7	44	6.3	1	15	22.0
DeBrian Holmes	2	6	15	2.5	0	5	7.5
Elijah Brooks	2	5	40	8.0	0	12	20.0
R.J. Archer	2	5	40	8.0	0	15	20.0
Matt Trinkle	2	3	17	5.7	0	12	8.5
Drew Atchison	2	2	27	13.5	0	17	13.5
Total.....	2	47	410	8.7	3	49	205.0
Opponents.....	2	18	251	13.9	1	47	125.5

PUNT RETURNS	No.	Yds	Avg	TD	Long
Derek Cox	2	18	9.0	0	15
Total.....	2	18	9.0	0	15
Opponents.....	7	50	7.1	0	13

INTERCEPTIONS	No.	Yds	Avg	TD	Long
Richard Riley	1	14	14.0	0	14
Kevin Allen	1	0	0.0	0	0
Total.....	2	14	7.0	0	14
Opponents.....	0	0	0.0	0	0

KICK RETURNS	No.	Yds	Avg	TD	Long
DeBrian Holmes	7	130	18.6	0	32
Total.....	7	130	18.6	0	32
Opponents.....	7	88	12.6	0	23

FUMBLE RETURNS	No.	Yds	Avg	TD	Long
Total.....	0	0	0.0	0	0
Opponents.....	0	0	0.0	0	0

2006 William and Mary Football  
 William and Mary Overall Individual Statistics (as of Sep 16, 2006)  
 All games

SCORING	TD	FGs	----- PATs -----					Points	
			Kick	Rush	Rcv	Pass	DXP		Saf
Blair Pritchard	0	1-2	4-4	0-0	0	0-0	0	0	7
Elliott Mack	1	0-0	0-0	0-0	0	0-0	0	0	6
D.J. McAulay	1	0-0	0-0	0-0	0	0-0	0	0	6
Joe Nicholas	1	0-0	0-0	0-0	0	0-0	0	0	6
DeBrian Holmes	1	0-0	0-0	0-0	0	0-0	0	0	6
Total.....	4	1-2	4-4	0-0	0	0-0	0	0	31
Opponents.....	6	2-2	5-6	0-0	0	0-0	0	0	47

TOTAL OFFENSE	G	Plays	Rush	Pass	Total	Avg/G
Jake Phillips	2	90	23	311	334	167.0
Mike Potts	1	10	0	99	99	99.0
Elijah Brooks	2	29	91	0	91	45.5
DeBrian Holmes	2	7	36	0	36	18.0
D.J. McAulay	2	1	15	0	15	7.5
Elliott Mack	2	1	14	0	14	7.0
Total.....	2	139	179	410	589	294.5
Opponents.....	2	122	379	251	630	315.0

FIELD GOALS	FGM-FGA	Pct	01-19	20-29	30-39	40-49	50-99	Lg	Blk
Blair Pritchard	1-2	50.0	0-0	1-1	0-1	0-0	0-0	25	0

FG SEQUENCE	William and Mary	OPPONENTS
Maryland	-	(39),(25)
MAINE	(25),38	-

Numbers in (parentheses) indicate field goal was made.

PUNTING	No.	Yds	Avg	Long	TB	FC	I20	Blkd
Blair Pritchard	12	392	32.7	48	0	0	1	1
Corey Davis	1	36	36.0	36	0	0	0	0
TEAM	1	0	0.0	0	0	0	0	0
Total.....	14	428	30.6	48	0	0	1	1
Opponents.....	9	331	36.8	58	1	0	4	0

KICKOFFS	No.	Yds	Avg	TB	OB
Blair Pritchard	7	324	46.3	0	0
Total.....	7	324	46.3	0	0
Opponents.....	10	617	61.7	3	0

2006 William and Mary Football  
 William and Mary Overall Individual Statistics (as of Sep 16, 2006)  
 All games

ALL PURPOSE	G	Rush	Rec	PR	KOR	IR	Tot	Avg/G
DeBrian Holmes	2	36	15	0	130	0	181	90.5
D.J. McAulay	2	15	135	0	0	0	150	75.0
Elijah Brooks	2	91	40	0	0	0	131	65.5
Joe Nicholas	2	0	92	0	0	0	92	46.0
Elliott Mack	2	14	44	0	0	0	58	29.0
R.J. Archer	2	0	40	0	0	0	40	20.0
Drew Atchison	2	0	27	0	0	0	27	13.5
Jake Phillips	2	23	0	0	0	0	23	11.5
Derek Cox	2	0	0	18	0	0	18	9.0
Matt Trinkle	2	0	17	0	0	0	17	8.5
Richard Riley	2	0	0	0	0	14	14	7.0
Total.....	2	179	410	18	130	14	751	375.5
Opponents.....	2	379	251	50	88	0	768	384.0

2006 William and Mary Football  
 William and Mary Overall Defensive Statistics (as of Sep 16, 2006)  
 All games

DEFENSIVE LEADERS	GP	-----Tackles-----				TFL/Yds	-Sacks-		---Pass Def---			-Fumbles-		Blkd	
		Solo	Ast	Total	No-Yds		Int-Yds	BrUp	QBH	Rcv-Yds	FF	Kick	Saf		
44 Josh Rutter	2	6	11	17	0.5-1	.	.	1	.	.	.	.	.	.	
36 Kevin Allen	2	9	7	16	1.0-2	.	1-0	.	.	.	1	.	.		
39 T.J. O'Neill	2	6	4	10	1.0-5	1.0-5	.	.	.	.	.	.	.		
21 Michael Pigram	2	4	6	10	1.5-2	.	.	.	.	.	.	.	.		
97 Adrian Tracy	2	4	5	9	1.0-1	.	.	1	.	.	.	.	.		
94 Josh Wright	2	4	4	8	2.0-5	1.0-3	.	1	.	2-0	.	.	.		
24 Richard Riley	2	5	3	8	1.0-4	.	1-14	.	.	.	.	.	.		
8 Alan Wheeling	2	5	3	8	0.5-1	.	.	.	.	.	.	.	.		
52 Travis McLaurin	2	1	5	6	.	.	.	.	.	.	.	.	.		
37 Derek Cox	2	3	2	5	.	.	.	3	.	2-0	.	.	.		
99 Josh Larkins	2	3	2	5	.	.	.	.	.	.	.	.	.		
23 Trevor McLaurin	2	3	2	5	.	.	.	.	.	.	.	.	.		
40 Chris Ndubueze	2	2	3	5	.	.	.	.	.	.	.	.	.		
77 B. Williamson	2	.	4	4	0.5-0	.	.	.	.	.	.	.	.		
19 David Caldwell	2	2	2	4	.	.	.	.	.	.	.	.	.		
95 Cort. Herbert	2	1	3	4	.	.	.	.	.	.	.	.	.		
49 Raphael Bynum	2	2	.	2	.	.	.	.	.	.	.	.	.		
22 David Houff	2	2	.	2	.	.	.	.	.	.	.	.	.		
67 Brent Cochran	2	.	1	1	.	.	.	.	.	.	.	.	.		
41 Shel. Alexander	2	1	.	1	.	.	.	.	.	.	.	.	.		
93 Sean Lissemore	1	.	1	1	.	.	.	.	.	.	.	.	.		
91 Blair Pritchard	2	1	.	1	.	.	.	.	.	.	.	.	.		
Total.....	2	64	68	132	9-21	2-8	2-14	6	.	4-0	1	.	.		
Opponents.....	2	70	58	128	8-40	4-31	.	13	1	.	.	1	.		