



WILLIAM & MARY

GAME 4: Hofstra • Saturday, Sept. 30, 2006 • 1 p.m. • Zable Stadium at Cary Field • Williamsburg, Va.



Game Day Information

WILLIAM AND MARY "TRIBE" (1-2, 0-1 A-10) vs. HOFSTRA "PRIDE" (1-2, 0-1 A-10)

Kickoff: 1 p.m., Saturday, Sept. 30, 2006

Site: Zable Stadium at Cary Field (12,259, FieldTurf)

TV: Atlantic 10 Television Network (See first note on page five for broadcast info). Bob Picozzi will deliver play-by-play, and Scott Brunner will handle color commentary.

Radio: 12 p.m. - The Tribe Football Radio Network will broadcast today's game across the Commonwealth of Virginia. The veteran broadcast duo of Jay Colley (play-by-play) and Bob Sheeran (color) will call the action. For a complete listing of the Tribe Football Radio Network, see the next page.

All-Time Series: W&M leads, 2-1 (See page four)

Last Meeting: W&M won, 23-9, on Nov. 1, 2003 in Williamsburg.

First and 10

William and Mary resumes Atlantic 10 play on Saturday afternoon, hosting Hofstra at 1 p.m. Each team is in search of its first conference victory, as both Hofstra and W&M enter Saturday 0-1 in league play. Saturday's game will also mark the 300th in head coach Jimmye Laycock's tenure at the College. The game will also mark just the fourth meeting between the schools and the first since 2003, when the Tribe earned a 23-9 victory at Zable Stadium. Hofstra won the first meeting in 2001, but W&M has captured the last two. The Tribe is coming off a 38-6 victory over state-rival VMI, a win that snapped W&M's six-game losing streak, and will look to build on Saturday's strong overall performance. Hofstra won its opener, 17-8, over Stony Brook on Aug. 31, but the Pride has dropped its last two, including a 33-30 conference loss to Towson on Saturday, under first-year head coach Dave Cohen. Saturday's contest will also close the Tribe's current three-game homestand, as W&M will then play three-straight away games, starting at Massachusetts on Oct. 7.

2006 Tribe's Schedule

Date	Opponent	Score/Time
Sept. 2	at Maryland	L/27-14
Sept. 16	MAINE*	L/20-17
Sept. 23	VMI	W/38-6
Sept. 30	HOFSTRA*	1:00 p.m.
Oct. 7	at Massachusetts*	1:00 p.m.
Oct. 14	at Liberty	1:00 p.m.
Oct. 21	at James Madison*	3:00 p.m.
Oct. 28	VILLANOVA*	1:00 p.m.
Nov. 4	at Towson*	1:00 p.m.
Nov. 11	at Delaware*	1:00 p.m.
Nov. 18	RICHMOND*	1:00 p.m.

*A-10 conference game

2006 Pride's Schedule

Date	Opponent	Score/Time
Aug. 31	at Stony Brook	W/17-8
Sept. 9	at Marshall	L/54-31
Sept. 23	TOWSON*	L/33-30
Sept. 30	at William and Mary*	1:00 p.m.
Oct. 7	VILLANOVA*	12:00 p.m.
Oct. 14	at Delaware%	12:00 p.m.
Oct. 21	at Maine*	2:00 p.m.
Oct. 28	at New Hampshire*	12:00 p.m.
Nov. 4	RHODE ISLAND*	1:00 p.m.
Nov. 11	NORTHEASTERN*	1:00 p.m.
Nov. 18	at Massachusetts*	12:00 p.m.

*A-10 conference game; %-Non-conference

The Coaches

Jimmye Laycock

Alma Mater, Year: William and Mary, 1970
 W&M Record: 176-121-2 (27th season)
 Career Record: Same
 Career vs. HU: 2-1

Dave Cohen

Alma Mater, Year: C.W. Post, 1988
 HU Record: 1-2 (First season)
 Career Record: Same
 Career vs. W&M: First Meeting

In The Spotlight



#77, BRIAN WILLIAMSON SENIOR, DEFENSIVE TACKLE

Senior Brian Williamson is this week's featured student-athlete "In The Spotlight". (Page 13)

Table of Contents

Media Information	2
W&M Football Radio Network.....	2
W&M Sports Information Staff.....	2
Projected Depth Charts	3
Tale of the Tape	3
This Week's Opponent: Hofstra	4
W&M Football Quick Facts.....	4
W&M Football Game Notes	5
The Tribe in 2006.....	5
Scouting the 2006 Opponents.....	5
Atlantic 10 Information.....	6-7
Tribe Football Record Watch	8-9
I-AA National Rankings	10
Tribe Football Honor Roll.....	11
Head Coach Jimmye Laycock	12
The Laycock Football Center	13
In The Spotlight: Brian Williamson	14
W&M Football Rosters.....	15-16
Game-by-Game Starters	17
Tribe in the Red Zone.....	17
W&M Single-Game Highs	18
Opponent Single-Game Highs.....	19
Long Plays of the Season.....	19
Top Offensive Performances	20
Scoring Drives Chart.....	21
The Last Time It Happened	22
W&M Single-Game Records	23
Game-by-Game Results	24
Quarterback Club Awards.....	26
2006 Statistics.....	27



For The Media

W&M Media Relations Staff

Pete Clawson (Primary Football Contact)
Assistant A.D., Media Relations
(O) 757-221-3369 (E) pmclaw@wm.edu

Mark Hoskins (Secondary Football Contact)
Assistant to the Director
(O) 757-221-3344 (E) mjhosk@wm.edu

Kris Sears (Associate SID)
(O) 757-221-3368 (E) kasear@wm.edu

Rob Turner (Associate SID)
(O) 757-221-3370 (E) rrturn@wm.edu

Jake Skipper (Intern)
(O) 757-221-3344 (E) jcskip@wm.edu

Zable Stadium Press Box Phone: 757-221-3414

Sports Information Fax: 757-221-3412

Web Site: www.TribeAthletics.com

Mailing Address:

P.O. Box 399
Williamsburg, VA 23187

Weekly Atlantic 10 Coaches Call

Every Monday from Aug.28-Nov. 20, the Atlantic 10 will conduct a teleconference from 10:00-12:10pm (eastern time) with each of its head football coaches. Each coach will have a 10-minute slot to discuss his team and answer questions from the media. Members of the media are strongly encouraged to participate in the questioning. For the access number, contact Pete Clawson or Stephen Haug in the Atlantic 10 communications office at (215) 545-6678.

10:00 Atlantic 10 update
10:10 Dave Clawson, Richmond
10:20 Jimmye Laycock, William & Mary
10:30 Andy Talley, Villanova
10:40 Rocky Hager, Northeastern
10:50 Mickey Matthews, James Madison
11:00 Jack Cosgrove, Maine
11:10 Don Brown, Massachusetts
11:20 Tim Stowers, Rhode Island
11:30 K.C. Keeler, Delaware
11:40 Sean McDonnell, New Hampshire
11:50 Dave Cohen, Hofstra
12:00 Gordy Combs, Towson

A-10 Press Box Phone Numbers

Delaware	302-831-6199/302-831-2186
Hofstra	516-463-5247
James Madison	540-568-6521
Maine	207-581-1049
Massachusetts	413-545-3550
New Hampshire	603-862-2585
Northeastern	617-566-5956
Rhode Island	401-874-4616
Richmond	804-355-6110
Towson	410-704-3102
Villanova	610-519-5290

Interviews

All requests for interviews must be directed through the Sports Information Office. Players are available Monday morning until noon Thursday. Please call either Pete Clawson, or Mark Hoskins, with interview requests.

Weekly Press Conference

A press conference with head coach Jimmye Laycock will be held every Tuesday at noon at the Hospitality House in Williamsburg. Lunch is served around noon, followed by opening remarks and a question and answer session with Coach Laycock. Interviews with selected players will follow the luncheon. Please confirm your attendance with Pete Clawson in the Sports Information Office at least 24 hours in advance.

Game Credentials

Please make all press and photo requests at least one week in advance. Tickets and parking passes can be mailed with one week's notice. If not, tickets can be picked up, with proper credentials, at the Will Call Window at Zable Stadium on the morning of the game.

Press Parking

Parking for members of the working press is available just southeast of Zable Stadium in front of the University Center. Parking is limited and media members are encouraged to arrive early.

Photographers

Please observe the NCAA rules, which prohibit photographers between the 25 yard lines.

Press Box Services

Located atop the East grandstand of Zable Stadium at Cary field, the press box officially opens two hours prior to kickoff. Pregame notes, flip cards and programs will be available prior to the start. Complete halftime statistics, as well as final team and individual statistics, are available immediately following the game.

Radio

Visiting radio lines may be rented through the Sports Information Office at a cost of \$75 per line. The radio booth for the visiting team is located at the south end of the press box on the lower level. Radio stations should make arrangements with the Sports Information Office at least a month in advance. Requests for the line will be honored on a first-come, first-served basis.

Visiting Film Crews

Space will be allotted in the West Press Box for film and video crews of visiting teams' coaches' shows. We will provide two spots per team.

Post-Game Procedures

Head coach Jimmye Laycock and the visiting coach will be available about 10 minutes after the game in an interview area located directly below the press box. Individual W&M players' names should be given to Pete Clawson during the fourth quarter and they will be made available in the interview room.

The William and Mary Football Radio Network

The W&M Athletics Department announced a new partnership for the Tribe Radio Network. The Notice of Intent to Award issued by the College designates two local stations, 92.3 FM "The Tide" and 107.9 FM "WBACH", as the network's Co-Flagships for the coming athletics season.

"We are extremely excited to be teaming up with Tribe Athletics," said Tom Davis, the President of Davis Media LLC. "We look forward to enhancing the broadcasts and broadening the reach of the games to the many fans throughout Tidewater Virginia."

The new partnership provides the College with solid coverage of the peninsula, as the station's combined footprint reaches from eastern areas of Richmond to the western parts of Norfolk. Tribe fans in Richmond will also be able to catch the action on 1450AM WCLM, which returns for its second season as an affiliate. Also, as usual, long-standing network member WBRG, AM 1050 of Lynchburg is back to carry all the action for 2006.

In addition to the radio coverage, all broadcasts can be heard live on the web at www.TribeAthletics.com.

Despite the new locations on the dial, the College's long-standing broadcast team of team of Jay Colley and Bob Sheeran remain in place to deliver all the action of Tribe football over the airwaves.

William and Mary Radio Network Affiliates

"The Tide"	92.3 FM	Williamsburg
WBACH	107.9 FM	Williamsburg
WBRG	1050 AM	Lynchburg
WCLM	1450 AM	Richmond





Depth Charts

Tribe Offense Depth Chart

Pos.	No.	Name	Elg.	Ht.	Wt.	Note
WR	2	Elliott Mack	SO	6-0	195	Three catches for 54 yards, including 32-yard TD, vs. VMI
	4	D.J. McAulay	SO	5-11	180	Tied for team lead with 12 rec.; Averaging 12.2 yards/rec.
LT	67	Brent Cochran	JR	6-5	300	Start vs. VMI was 12th-straight at tackle
	78	Chris Ilardo	RF	6-3	316	Red-shirted last year; Saw action vs. VMI
LG	72	Justin Oliver	JR	6-4	295	First three career starts have come in 2006
	56	C.J. Muse	RF	6-4	305	Saw playing time in second half vs. VMI
C	68	Cody Morris	SR	6-4	285	Preseason All-American with 28 consecutive starts on OL
	51	Tim Kelley	JR	6-2	316	Saw extended playing time in second half vs. VMI
RG	53	Luke Hiteshew	SO	6-1	295	First three career starts have come in 2006
	75	Eric O'Brien	SO	6-1	270	Saw first offensive snaps vs. VMI
RT	71	Brad Stewart	JR	6-3	300	Has started 13 consecutive games at right tackle
	79	Michael Grant	SO	6-5	300	Reserve tackle, seen game action on special teams
TE	85	Matt Trinkle	SR	6-5	260	Two catches for 26 yards vs. VMI
	86	Drew Atchison	JR	6-7	250	Has two receptions in three games for 27 total yards
WR	27	Joe Nicholas	JR	6-3	210	Has caught at least one pass in 21 consecutive games
	16	R.J. Archer	RF	6-2	205	Recorded at least two receptions in all three games
QB	18	Jake Phillips	SO	6-3	225	Passed for 111 yards vs. VMI; Averaging 140.7 yards/g
	10	Mike Potts	JR	6-4	220	Threw for 99 yards and two TDs on 3-of-4 passing vs. VMI
TB	9	Elijah Brooks	SR	5-9	215	Rushed for season-high 146 yards and three TDs vs. VMI
	28	DeBrian Holmes	SO	5-9	185	Had 25-yard run vs. VMI, finished with 59 yards on 5 att.
FB	49	Raphael Bynum	RF	5-9	225	First-career rush went for 12 yards vs. VMI
	5	Tony Viola	JR	6-1	217	Season-high 28 yards on four carries vs. VMI

Tribe Defense Depth Chart

Pos.	No.	Name	Elg.	Ht.	Wt.	Note
DE	97	Adrian Tracy	RF	6-4	235	A-10 Rookie of the Week; Nine TT, 1.5 sacks vs. VMI
	39	T.J. O'Neill	JR	6-1	241	Recovered a fumble, 3 TT, vs. VMI
DT	77	Brian Williamson	SR	6-3	290	Credited with three assists, including TFL, vs. Maine
	93	Sean Lissemore	RF	6-4	245	Tallied four assisted tackles vs. VMI
DT	95	Cortenous Herbert	RF	6-3	260	Three tackles, including one unassisted, vs. VMI
	99	Josh Larkins	SO	6-2	320	Recorded five TT, including three solos, vs. Maine
DE	94	Josh Wright	SR	6-3	245	Six tackles vs. Maine, including key third-quarter sack
	92	Ryan Jones	JR	6-3	260	Recovered fourth-quarter fumble vs. VMI
ILB	52	Travis McLaurin	SR	5-11	240	Season-high seven TT vs. Maine, including two solos
	35	Ryan Horvath	JR	6-1	235	Four tackles in second half vs. VMI with two solos
OLB	21	Michael Pigram	SO	5-10	218	Registered eight total stops, three unassisted, vs. Maine
	40	Chris Ndubueze	SR	6-1	230	Season-high eight tackles vs. VMI with three solos
OLB	23	Trevor McLaurin	SR	5-11	236	Recorded second-career INT and 6-yard return vs. VMI
	50	Todd Reyher	SO	6-0	215	One assist vs. VMI; Seen action in all three games
CB	24	Richard Riley	SR	6-2	190	Two unassisted tackles for loss vs. VMI
	31	Max Harris	FR	5-10	175	Forced fumble vs. VMI in second career game
SS	36	Kevin Allen	SO	6-3	205	Leads team with 22 TT, including 12 unassisted; INT
	41	Sheldon Alexander	RF	6-1	205	Made first career start at Maryland; One solo tackle
FS	8	Alan Wheeling	SR	5-9	180	Ten total stops in first three games at safety
	22	David Houff	SO	6-1	185	Seen action on special teams in all three games; 5 TT
CB	37	Derek Cox	SO	6-1	185	Assisted on tackle for loss vs. VMI; 3 PBU, 2 FR on season
	19	David Caldwell	FR	5-11	200	Five TT, including two solo tackles, vs. VMI

Tribe Special Teams Depth Chart

Pos.	No.	Name	Elg.	Ht.	Wt.	Note
PK/KO	91	Blair Pritchard	SR	5-11	235	Converted 30-yard FG, 5-for-5 on PATs vs. VMI
	87	David Miller	FR	6-0	170	True freshman, Top-60 recruit in VA by <i>Roanoke Times</i>
P	91	Blair Pritchard	SR	5-11	235	Punted once in victory over VMI (28 yards)
	15	Corey Davis	SR	6-1	200	Attempted Tribe's first punt at Maryland for 36 yards
HO	14	Christian Taylor	SR	6-3	205	Reliable holder on all of team's place-kicks in '05 and '06
	16	R.J. Archer	RF	6-2	195	Directed scout team offense in 2005
LS	94	Josh Wright	SR	6-3	245	Reliable veteran on special teams past two seasons
SS	67	Brent Cochran	JR	6-5	300	Short snapper on placement kicks
	28	DeBrian Holmes	SO	5-9	180	Ninth in A-10 averaging 18.0 yards per kickoff return
KR	9	Elijah Brooks	SR	5-9	210	One kickoff return for 12 yards vs. VMI
	37	Derek Cox	SO	6-1	185	Four returns for 42 yds, including career-long 24 yarder
PR	8	Alan Wheeling	SR	5-9	180	Sure-handed veteran in first year as returner

Hofstra Offense Depth Chart

WR	81	Shaine Smith	JR	6-3	180
	30	Sam Cherilus	JR	5-10	195
WR	88	Charles Sullivan	JR	6-2	194
	84	Chris Manno	JR	5-10	195
LT	52	Jed Prisby	SR	6-3	272
	72	Phil Hall	JR	6-2	293
LG	74	Frank Cocco	SR	6-2	314
	70	Mike Trice	RF	6-3	320
C	58	Jason Goodman	JR	6-0	284
	59	Tristan McLaren	JR	6-2	263
RG	57	Shawn McMackin	JR	6-2	276
	75	Jimmy Mangiero	RF	6-2	280
RT	64	Chris Durkin	SR	6-4	285
	62	Mike Juliana	SO	6-3	275
WR	80	Ottis Lewis	SO	6-5	215
	15	Charles Brooks	SO	6-0	210
QB	11	Anton Clarkson	SR	6-0	229
	14	Dennis Davis	JR	6-4	229
RB	21	Terry Crenshaw	SR	6-1	216
	2	Kareem Huggins	JR	5-9	184
FB	41	R.C. Scarpa	JR	6-2	233
	35	Ray Bennett	JR	5-9	216
TE	32	Phil Riley	SO	6-3	251
	16	Marquis Bonds	SR	6-2	216

Hofstra Defense Depth Chart

LE	46	Justyn Davis	SR	6-0	239
	53	Joe Akabalu	RF	6-1	238
LT	91	Ken Sussman	JR	6-3	286
	97	Antonio Colon	SR	6-0	282
RT	92	Shemiah LeGrande	JR	6-0	280
	77	Armand Poole	FR	6-3	280
RE	94	Thomas Massey	JR	6-4	210
	50	Scott Szelong	RF	6-1	226
OLB	22	Greg Vineyard	JR	5-10	191
	44	Luke Bonus	RF	5-9	191
MLB	42	Gian Villante	JR	6-2	224
	55	Tom Daddino	JR	6-0	229
OLB	48	Chris Sebal	SR	6-1	216
	56	Stanley Gutierrez	JR	5-11	219
CB	4	DeWayne Whitaker	JR	6-0	180
	34	Lenny Carter	JR	5-9	177
FS	10	Stephen Tate	JR	5-11	186
	20	Nick Altomare	SO	5-11	170
SS	8	Emanuel Anderson	JR	5-7	185
	19	Eric Taylor	JR	6-0	173
CB	9	Kyle Arrington	JR	5-10	196
	20	Nick Altomare	SO	5-11	170

Hofstra Special Teams Depth Chart

PK	18	Rob Zarrilli	JR	6-0	193
	1	Shaun McQueary	SO	5-8	198
H	84	Chris Manno	JR	5-10	195
LS	55	Tom Daddino	JR	6-0	229
P	12	Shane Casciano	RF	6-1	194
	18	Rob Zarrilli	JR	6-0	193
KR	2	Kareem Huggins	JR	5-9	184
	30	Sam Cherilus	JR	5-10	158
PR	2	Kareem Huggins	JR	5-9	184

Tale of the Tape

Tribe vs. Pride			
Pos.	W&M	Hofstra	Pos.
WR & TE	6-3/222	5-10/187	DB
OF Backs	6-0/223	6-0/210	LB
OL & TE	6-3/289	6-2/254	DL
DL	6-3/258	6-3/286	OL/TE
LB	6-1/228	6-1/226	OF Backs
DB	6-0/190	6-3/196	WR/TE

* Averages reflect those of starters only.

This Week's Opponent

All-Time Series With Hofstra

Series Record: W&M leads, 2-1
Series Record in Williamsburg: Series tied, 1-1
Series Record in Hempstead: W&M leads, 1-0
Series Record at Neutral Site: n/a
First Meeting: Oct. 6, 2001; Hofstra won, 34-28, in Williamsburg.



All-Time Series Meetings

Year	Date	Result	HU Score	W&M Score	Location
2001	Oct. 6	Lost	34	28	Williamsburg
2002	Oct. 12	Won	3	16	Hempstead, N.Y.
2003	Nov. 1	Won	9	23	Williamsburg

Hofstra Series Notes

Tribe vs. Pride Factoids

The following are a few quick facts on the William and Mary-Hofstra series:

- Saturday's game will mark Hofstra's third visit to Williamsburg, while the Tribe has made only one trip to Hempstead, N.Y. in the series.
- After Hofstra's first visit to the College saw the Pride hang 34 points on the Tribe en route to a 34-28 win in 2001, Hofstra was held out of the end zone in the next two meetings, both Tribe wins (16-3, in 2002 and 23-9, in 2003).
- The College has not played Hofstra since 2003. The teams have only met on three occasions. The only team in the Atlantic 10 the Tribe has had as short a series history with is Towson, which joined the league in 2004.
- Hofstra's last visit to Zable Stadium was Homecoming weekend in 2003. This visit sees the College hosting Family Weekend, and a large crowd is expected. The 2002 contest in Hempstead, N.Y. was a celebration of former Hofstra great Wayne Chrebet. The first game between the two schools was broadcast regionally on Fox Sports New York.

Atlantic 10 History The Last Time They Met

During the Tribe's 23-9 victory over Hofstra back in 2003, All-American wide receiver Rich Musinski broke the Atlantic 10's all-time receiving yardage record with five receptions for 44 yards, including a 13-yard catch in the second quarter that broke Brian Forster's mark of 3,944 career receiving yards.

"It's definitely something I'll look back on," Musinski said of the record. "I've been fortunate to play with some great players here that have helped me out along the way."

Musinski finished his career with 4,168 receiving yards, which still ranks as the top mark in school and Atlantic 10 history.

The Last Meeting

WILLIAMSBURG (11/1/03) -- Freshman tailback Delmus Coley rushed for a career-high 133 yards on 25 carries and scored twice in the second half to lead William and Mary to a come-from-behind victory over Hofstra, 23-9, before a 2003 Homecoming crowd at Zable Stadium.

In the victory, All-American wide receiver Rich Musinski broke the Atlantic 10's all-time receiving yardage record, as he recorded five receptions for 44 yards, including a 13-yard catch in the second quarter that broke Brian Forster's mark of 3,944 career receiving yards.

W&M trailed 9-0 with just under nine minutes remaining in the third quarter when Lang Campbell hit Dominique Thompson on a 51-yard play-action pass to cut into the deficit.

On the Tribe's next possession, Coley broke free for a 49-yard run that brought the ball to the Pride 5-yard line. Three plays later, Coley carried in from the one to give the Tribe a 13-9 advantage. Campbell's two-point run extended the lead to six.

Clinging to the six-point lead, Coley put it away for the Tribe when he went off left-tackle from 19 yards out to cap a five-play, 74-yard drive with just over 12 minutes remaining in the game. Musinski then caught a conversion pass from Campbell to set the final score, 23-9.

Chris Onorato kicked three field goals for the Pride, including two that game Hofstra a 6-0 halftime lead.

Defensively, linebacker Paul Carpenter led W&M with 16 tackles, including one tackle for loss.



All-American wide receiver Rich Musinski broke the Atlantic 10 record for career receiving yards vs. Hofstra in 2003.

	1	2	3	4	Final
Hofstra	3	3	3	0	9
William and Mary	0	0	15	8	23

How They Stack Up

Category	W&M (A-10)	HU (A-10)
Scoring Offense	23.0 (8)	✓ 26.0 (5)
Rushing Offense	147.0 (8)	✓ 77.3 (12)
Passing Offense	206.7 (6)	✓ 245.0 (2)
Had Intercepted	1 (3)	1 (3)
Total Offense	353.7 (7)	✓ 322.3 (8)
Turnover Margin	2.00 (2)	✓ 0.67 (6)
3rd Down Effici.	42.5 (3)	✓ 22.5 (12)
Scoring Defense	17.7 (7)	✓ 31.7 (11)
Rushing Defense	180.7 (9)	✓ 130.3 (6)
Passing Defense	110.3 (3)	✓ 249.3 (12)
Total Defense	291.0 (6)	✓ 379.7 (10)
Net Punting	27.1 (10)	✓ 33.2 (6)
Penalties	25.0 (1)	✓ 60.7 (11)

Team Leaders

William and Mary

Rushing: Brooks (44 att., 237 yds, 5.4 avg., 3 TD, 79.0 /g)
Passing: Phillips (91-48-1, 422 yds, 2 TD, 140.7/g)
Receiving: Nicholas (12 rec., 170 yds, 14.2 avg., 2 TD, 56.7 /g)
Punt Ret: Cox (6 for 60 yards, 10.0 avg., 24 long)
Kick Ret: Holmes (8 for 144 yds, 18.0 avg., 32 long)
Kicking: Pritchard (2-3 FG; 9-9 XP)
Punting: Pritchard (32.3 avg., 48 long, 1 Inside-20)
Tackles: Allen (22 total, 12 solo)
Sacks: Tracy, Wright (1.5)
TFL: Tracy (3.5 for 15 yards)
INT: Allen, Riley, Tre. McLaurin (1)
PBU: Cox (3)

Hofstra

Rushing: Huggins (30 att., 167 yds, 5.5 avg., 3 TD, 55.6 /g)
Passing: Clarkson (110-59-1, 722 yds, 4 TD, 240.7 /g)
Receiving: Smith (24 rec., 385 yds, 16.0 avg., 4 TD, 128.3 /g)
Punt Ret: Huggins (5 for 48 yards, 9.6 avg., 17 long)
Kick Ret: Huggins (7 for 114 yds, 16.3 avg., 24 long)
Kicking: Zarrilli (5-5 FG; 6-6 PAT)
Punting: Hanly (41.5 avg., 59 long, 2 Inside-20)
Tackles: Bonus (27 total, 13 solo)
Sacks: Massey (3.0 for 13 yards)
TFL: Sussman (6.0 for 16 yards)
INT: none
PBU: Bonus (3)

Tribe Quick Facts

Location: Williamsburg, Va.
 Founded: 1693
 Enrollment: 5,700
 Colors: Green, Gold and Silver
 President: Gene R. Nichol
 Athletics Director: Terry Driscoll
 Stadium: Walter J. Zable Stadium at Cary Field (12,259)
 Conference: Atlantic 10 Football Conference
 First Season: 1893
 All-Time Record: 510-493-41
 2005 Record: 5-6 (3-5, A-10)

Pride Quick Facts

Location: Hempstead, N.Y.
 Founded: 1935
 Enrollment: 13,000
 Colors: Blue, White and Gold
 President: Stuart Rabinowitz
 Athletics Director: Jack Hayes
 Stadium: James M. Shuart Stadium (15,000)
 Conference: Atlantic 10 Football Conference
 First Season: 1937
 All-Time Record: 386-243-11
 2005 Record: 7-4 (4-4, A-10)



Team Notes

Atlantic 10 Television Network Information

Saturday's game will be televised as part of the Atlantic 10 Football Network's weekly package. Bob Picozzi will handle the play-by-play for the broadcast, while Scott Brunner will be on the color commentary. The broadcast will be carried live on Comcast SportsNet Philadelphia, Comcast SportsNet D.C., Fox SportsNet New York and WGSR - IND, Channel 39, Winston-Salem, N.C. It will appear on tape delay on CSTV (starting at 5:00 p.m. on Saturday) and Cox Communications Rhode Island at a time yet to be determined.

Another Milestone For Laycock

The game on Saturday will stand as William and Mary head coach Jimmy Laycock's 300th in his career at the College. In 27 seasons at the helm, he has amassed a 176-121-2 record.

Just for the record, Laycock is 1-1 in previous 'century' mark games, as he lost his 100th career contest to arch state-rival Richmond, 24-19, in the state capital in 1988. The game happened to also be his last loss to Richmond for nearly a decade, as he guided the Tribe to nine-straight wins in the series between 1989 and 1997. His 200th-career game came in 1997 and had a better result, as he led the team to a 20-17 over Boston University, which then dropped its program the following year.

A Win Against Hofstra Would:

- Extend the College's winning streak over Hofstra to three games. The Tribe has won the last two meetings in the series. The two teams have not played since the 2003 season, when W&M recorded a 23-9 win on Homecoming weekend.
- Move Head Coach Jimmy Laycock's all-time conference record to 69-39 (.639).
- Stand as Laycock's first victory over a Dave Cohen coached squad. Cohen, in his first season at the helm of the Pride's program, is the only current head coach in the A-10 whom Laycock has not recorded a victory over.
- End the current three-game home stand with a win. After Saturday's contest, the Tribe will play five of its next six contests on the road, including three-straight starting with Oct. 7th's game at ninth-ranked Massachusetts.
- Break the College's current school-record Atlantic 10 Conference losing streak at five games. The last conference victory the Tribe recorded came last season against Towson (44-13). A win over Hofstra would also end the Green and Gold's current three-game home conference-losing skid.
- Avoid an 0-2 start in conference play for the Tribe. The College has only started one other season (2003) with two losses in conference play since first joining the league in 1993.

At the Turnstiles

By drawing 10,706 and 10,206 on consecutive weeks vs. Maine and VMI, respectively, the College has turned in its first consecutive five-digit crowds since the 1995 season, when it drew 13,925 and 12,799 on consecutive home games for Villanova and Richmond. The 1995 season was also the last year the team had three crowds in excess of 10,000 in the same year.

With the announced attendance of 10,706 for the home opener with Maine, the College had its second largest home opening crowd since the 1996 season. Only last year's number of 11,741, which witnessed the team's victory over Liberty, was better over the 10-year span. The three games William and Mary has played under the lights at Zable have averaged 11,058 fans (nearly .902 of capacity).

Did You Know?

The College has had four crowds of 10,000-plus in its last seven home games over the last two years ('05 v. Liberty, 11,756; '05 v. James Madison, 12,287; and '06 v. Maine 10,706 and v. VMI).

Prior to these three games, one had to go back 25 games, stretching between the final game of 2004 to the second to last home game of the 2000 season, to find the next three five-digit home crowds (one each in '04, '02 and '00).

Did You Know? II

That the last time William and Mary played three-consecutive home contests in the regular season came in 1996, when the squad played Northeastern, Delaware and UMass. The Tribe swept the three contests on its way to capturing its first of three Atlantic 10 Conference Championships.

The College has not had three-straight September home games since 1993.



Senior tailback Elijah Brooks rushed for a season-high 146 yards and three touchdowns vs. VMI on Saturday. It was Brooks' sixth-career 100-yard rushing game.

The Tribe in 2006

Overall:	1-2
At home:	1 - 1
Away:	0 - 1
On grass:	0 - 1
On turf:	1 - 1
A-10 overall:	0 - 1
A-10 home:	0 - 1
A-10 road:	0 - 0
By Month:	
September:	1 - 2
October:	0 - 0
November:	0 - 0
December:	0 - 0

When scoring first	1 - 1
When opponent scores first	0 - 1
When scoring 30+ points	1 - 0
When scoring less than 30 points	0 - 2
When leading at half	1 - 0
When trailing at half	0 - 2
When tied at half	0 - 0
When leading after 3 qtrs	1 - 0
When trailing after 3 qtrs	0 - 2
When tied after 3 qtrs	0 - 0
When out-passing opponent	1 - 2
When out-rushing opponent	1 - 0
When out-gaining opp. (total off.)	1 - 1
When out-gained by opp.	0 - 1
When leading TOP	0 - 1
When trailing TOP	1 - 1
With an individual 100-yd rusher	1 - 0
With an individual 200-yd passer	0 - 0
With an individual 100-yd receiver	0 - 0
With opponent 100-yd rusher	1 - 1
With opponent 200-yd passer	0 - 0
With opponent 100-yd receiver	0 - 0
When leading turnover ratio	0 - 2
When trailing turnover ratio	0 - 0

Scouting the Opponents

Maryland (3-1), OPEN (at Georgia Tech 10/7)
Last Week: vs. Florida International, W/14-10

Maine (2-1), vs. Boston College, 1 p.m.
Last Week: vs. Shaw, W/62-12

VMI (1-3), vs. James Madison, 1 p.m.
Last Week: at William and Mary, L/38-6

#9 Massachusetts (3-1), OPEN (vs. W&M 10/7)
Last Week: vs. Stony Brook, W/48-7

Liberty (3-1), at Wake Forest, 3:30 p.m.
Last Week: at Savannah State, W/28-0

#15 James Madison (2-1), at VMI, 1 p.m.
Last Week: vs. Northeastern, W/52-14

Villanova (1-3), OPEN (at Hofstra 10/7)
Last Week: at Penn, W/27-20

#19 Towson (4-0), OPEN (vs. Maine 10/7)
Last Week: at Hofstra, W/33-30

#17 Delaware (2-1), vs. New Hampshire, 7 p.m.
Last Week: at Rhode Island, W/24-17

#7 Richmond (3-0), vs. Northeastern, 1 p.m.
Last Week: vs. Bucknell, W/48-21

Game Notes

Being Possessive

Despite an uncharacteristic three-turnover performance vs. VMI, William and Mary still rests at a stellar +6 on the season (nine takeaways vs. just three give-aways). The Tribe's average of +2.00 turnovers/game is second in the league, trailing UNH's +2.33, and eighth nationally.

Staying Greedy

Going hand-in-hand with the Tribe stinginess on offense is an aggressive defense that has already forced nine turnovers in just three contests.

By gaining a turnover on the Keydets' first possession on Saturday evening, a fumble recovered by junior defensive end T.J. O'Neill, the College's defense has now recorded a takeaway on the opposition's first possession in each of the first three games (all fumble recoveries).

Two of these three takeaways have led directly to points for the College's offense, including this past weekend when senior tailback Elijah Brooks finished a five-play, 46-yard TD drive with a 20-yard scoring scamper.



Redshirt freshman Adrian Tracy was named the Atlantic 10 Rookie of the Week after leading the Tribe with nine tackles vs. VMI. Tracy added 2.5 tackles for loss and forced a fumble.

Heartbreak on the Homefront

While the win over VMI snapped what has been a heartbreaking string of home losses, the College still carries a three-game home (and five game overall) conference losing streak into Saturday's contest with Hofstra.

Prior to the current three-game home slide, Laycock and his charges, fashioned one of the strongest home field advantages in the conference, as the Tribe had won .730 of its home conference contests (38-14). Currently, the team has a 38-17 all-time home record vs. the A-10.

Adding to the pain of the current stretch is the fact that, all totaled, the College, has lost its last three home games by a total of just five points.

The first heart-break came last season, with a last second, 30-29, loss to James Madison, which saw the Dukes escape Zable on the strength of a 44-yard field goal which rolled over the cross bar with three seconds remaining. The next week brought more tough luck, as Delaware used a fourth quarter safety and a late touchdown drive to eke out a one-point, 23-22 win over the Tribe. Most recently, Maine had just enough to hold off a second-half William and Mary surge to leave Williamsburg with a 20-17 victory.

Youth is Served

While on the subject of youth, the College counts 25 freshman and sophomore amongst its 44 players on the two-deep going into the game with VMI (11 on offense; 14 on defense). Overall, only nine total seniors are in the starting line-up (three on offense and six on defense).

Two-Deep Speak

After making it through the preseason and first two games of the schedule with a relatively light injury list, save the loss of starting senior strong safety Zach Stout and reserve receiver John Taylor, the win over the Keydets had a heavy cost in that two starters, sophomore middle linebacker Josh Rutter (knee) and junior fullback Matt Otey (ribs), were forced from the game with injuries. Currently, both are projected to miss Saturday's game with Hofstra. Each will be reevaluated in the coming weeks.

The Tribe has able back-ups for each, as senior former all-conference linebacker Travis McLaurin moves into Rutter's role on the defense and rugged redshirt freshman Raphael Bynum will assume the starting full-back duties.

Hard Road Ahead

A quick look at the College's schedule will show that the Tribe is going to face four opponents currently ranked in the Sports Network Top 25 (No. 7 Richmond; No. 9 UMass; No. 15 James Madison; and No. 17 Delaware).

Of these four ranked opponents, the Tribe will have to face three (all but Richmond) on the road. The last ranked team the College has beaten outside of Zable Stadium was James Madison in 2004, when the Tribe handed a then fourth-ranked Dukes squad a 27-24 defeat in Harrisonburg.

Team Offensive Notes

In the Numbers

The Tribe attempted just 21 pass attempts in its win over VMI last Saturday evening. This total stands as the College's fewest attempts since it threw 21 times in a win over Towson in the 2005 season's seventh contest (seven total games ago). The College's win over VMI snapped a six-game losing streak stretching back to last season.

In the six games the Tribe lost during that stretch, it averaged more than 34 attempts a contest and just 93.7

ATLANTIC 10 FOOTBALL CONFERENCE

South	A-10	Div.	Overall	H	A
Delaware	1-0	0-0	2-1	1-1	1-0
James Madison	1-0	0-0	2-1	2-0	0-1
Towson	1-0	0-0	4-0	2-0	2-0
Richmond	0-0	0-0	3-0	2-0	1-0
Villanova	0-1	0-0	1-3	0-2	1-1
William and Mary	0-1	0-0	1-2	1-1	0-1
North	A-10	Div.	Overall	H	A
Maine	1-0	0-0	2-1	1-0	1-1
Massachusetts	1-0	0-0	3-1	2-0	1-1
New Hampshire	0-0	0-0	3-0	1-0	2-0
Hofstra	0-1	0-0	1-2	0-1	1-1
Northeastern	0-1	0-0	1-3	0-0	1-3
Rhode Island	0-1	0-0	1-2	1-1	0-1

Around the Atlantic 10 This Week

Saturday, Sept. 30

*Hofstra at William and Mary.....	1 p.m.
*Northeastern at Richmond.....	1 p.m.
*New Hampshire at Delaware.....	7 p.m.
Brown at Rhode Island.....	12 p.m.
James Madison at VMI.....	1 p.m.
Maine at Boston College.....	1 p.m.

W&M's Atlantic 10 Ranking

Category	Rank	Average/G
Total Offense	7th	353.7
Passing Offense	6th	206.7
Rushing Offense	8th	147.0
Scoring Offense	T-8th	23.0
Pass Efficiency	7th	119.4
Third-down Conversion	3rd	42.5 (17-40)
Fourth-down Conversion	12th	20.0 (1-5)
Red Zone Offense	T-4th	88.9 (8-9)
Sacks Against	T-3rd	4
Total Defense	6th	291.0
Passing Defense	3rd	110.3
Rushing Defense	9th	180.7
Scoring Defense	7th	17.7
Pass Defense Efficiency	6th	104.6
Sacks	T-10th	4
Red Zone Defense	T-11th	.000 (9-9)
Turnover Margin	2nd	2.00
Net Punting	11th	27.1
Kickoff Returns	10th	16.2
Punt Returns	T-8th	10.0
Kickoff Coverage	2nd	14.6
Penalties	1st	25.0
Field Goals	T-4th	.667 (2-3)
Time of Possession	12th	28:08

W&M Individuals in the A-10 Top 10

Category	Player	Rank	AVG/G
Rushing	Brooks	4th	79.0
Passing Average	Phillips	7th	140.7
Receptions/Game	McAulay	T-6th	4.00
	Nicholas	T-6th	4.00
Receiving Yards/Game	Nicholas	6th	56.7
Total Offense	Phillips	9th	147.0
Scoring	Brooks	T-9th	6.0
Scoring (Kicking)	Pritchard	8th	5.0
Field Goals	Pritchard	T-6th	0.67
Field Goal Pct.	Pritchard	T-4th	66.7
Punting	Pritchard	10th	32.3
Punt Returns	Cox	8th	10.0
Kick Returns	Holmes	9th	18.0
Fumbles Recovered	Wright	T-1st	2
	Cox	T-1st	2
Interceptions	Allen	T-2nd	1
	Tre. McLaurin	T-2nd	1
	Riley	T-2nd	1
Sacks	Tracy	10th	0.50
Passes Defended	Cox	T-5th	3



ATLANTIC 10 FOOTBALL CONFERENCE

A-10 Predicted Order of Finish

Northern	Southern
1. New Hampshire (22)	1. James Madison (17)
2. Massachusetts (5)	2. Richmond (9)
3. Maine	3. Delaware (1)
4. Hofstra	4. William and Mary
5. Rhode Island	5. Villanova
6. Northeastern	6. Towson

(First place votes)

Last Week's Results

Saturday, Sept. 23

*Delaware 24, Rhode Island 17
 *James Madison 52, Northeastern 14
 *Towson 33, Hofstra 30
 William and Mary 38, VMI 6
 Maine 62, Shaw 12
 Richmond 48, Bucknell 21
 Villanova 27, Penn 20
 Massachusetts 48, Stony Brook 7
 New Hampshire 56, Dartmouth 14

Last Week's A-10 Players of the Week

Offense: Sean Schaefer, QB, Towson
 Defense: Roger Brown, CB, Delaware
 Special Teams: Lamir Whetstone, KR, Maine
 Rookie: Adrian Tracy, DE, William and Mary

A-10 in the National Polls

Sports Network (Sept. 25 Poll)

- New Hampshire
- Richmond
- Massachusetts
- James Madison
- Delaware
- Towson

Top 10 Career A-10 Coaching Victories (Through Sept. 23)

1. Bill Bowes (UNH, 1972-98)	97
2. "Tubby" Raymond (UD, 1966-01)	89
3. Andy Talley (VU, 1985-)	83
4. Jimmie Laycock (W&M, 1993-)	68
5. Jim Reid (UMass, 1986-91, UR, 95-03)	61
6. Jack Cosgrove (UM, 1993-)	47
7. Tom Jackson (UC, 1983-93)	42
8. Hal Westerman (UM, 1951-66)	41
Vic Fusia (UMass, 1961-70)	41
10. Bob Griffin (URI, 1976-92)	37

Active A-10 Coaches in Bold

All-Time Conference Standings (Through Sept. 23)

Team	Conf. Record	Pct.
Delaware	112-50-0	.691
William & Mary	68-39-0	.636
Massachusetts	208-120-4	.633
<i>Connecticut</i>	<i>158-115-10</i>	<i>.576</i>
Villanova	83-65-0	.561
James Madison	57-51-0	.528
New Hampshire	170-162-10	.512
Hofstra	21-23-0	.477
<i>Boston U.</i>	<i>143-177-7</i>	<i>.448</i>
Maine	150-187-7	.446
Richmond	68-94-0	.420
Northeastern	42-66-0	.389
Rhode Island	120-221-7	.355
<i>Vermont</i>	<i>27-63-2</i>	<i>.304</i>
Towson	4-13-0	.235

Former members in italics

yards rushing. In the six games the Tribe has won since the start of the 2005 season, it has averaged just 24 pass attempts and better than 227 rushing yards.

Red Numbers

The Tribe is certainly in the black when it comes to dividends in the red zone, as the team has converted eight of its nine red zone opportunities into points on the season. In fact, of the eight successful trips inside the opponent's 20-yard-line, six have ended with touchdowns.

The College has led the league in red zone scoring for each of the last two seasons, having converted an amazing 113 of 128 attempts (.883) over the span since the start of 2004. Of those 113 successful ventures, 88 resulted in touchdowns.

Clock Watching

William and Mary ended its victory over VMI with just 24:45 in time of possession. The last time the Tribe recorded less time of possession and still won came during the 2002 season, when the College needed just 24:16 to hang 44 points on Rhode Island, en-route to a 44-6 rout.

Individual Offensive Notes

Tailback Talk

Senior team captain and returning all-conference performer Elijah Brooks turned in a solid performance vs. VMI, as he had a season-high 146 rushing yards and three touchdowns on just 15 carries. The 146-yard effort stands as Brooks' second-best career rushing performance (149 yards vs. Marshall in '05 opener) and the evening was his sixth career 100-plus yard performance.

The contest also marked the third time in his career that he has scored three, or more, TDs in the same game.

That being said, after scoring 11 touchdowns (nine rushing, two receiving) through the first five games of 2005, Brooks had gone the last eight games without reaching the endzone.

For his career, Brooks currently has rushed for 1,842 yards in his Tribe career on 410 attempts, an average of 4.5 yds/carry). He sits 330 yards from breaking into the school's all-time top 10 rushing listing, as Phil Mosser's (1970-71) 10th-place total sits at 2,171.

Currently, Brooks is fourth in the league in rushing, averaging 79.0 yds/game.

More Tailback Talk

While Brooks serves as William and Mary's thunder in the running game, sophomore tailback DeBrian Holmes is more than capable of being the lightning. The speedy native of nearby Fort Eustis, brings opposing defenses an interesting contrast in styles to Brooks' straightforward approach, as Holmes carries more a slashing approach. Against VMI, Holmes glided to 59 yards on just five totes and also contributed one reception for 16 yards and a kick return for an additional 14 yards.

On the season, Holmes, who also handles kick return duties, is averaging nearly eight yards per rushing attempt (7.9 yards over 12 carries) and is second only to Brooks in all-purpose yards with 270, an average of 90.0.

Phillips Steady In Second Start vs. VMI

One game removed from setting a career high in attempts vs. Maine with 44, sophomore quarterback Jake Phillips was able to ride the red-hot Tribe ground attack that churned out a season-best 262 yards on the evening and put together a solid evening, completing 10 of his 17 attempts for 111 yards.

He had his streak of consecutive games with at least one touchdown come to an end at 11. It stands as only his second career appearance (the other being in limited action in his first career game at Marshall last season) where he has failed to produce a score, either with his arm or legs. In his 13 career appearances, Phillips has accounted for 24 touchdowns (14 passing, eight rushing).

Still Streaking

Junior all-conference candidate, wide receiver Joe Nicholas brought in a team-high three passes for 78 yards and one score vs. VMI. The performance extended his streak of games with at least one catch to 21. For his career, he has made at least one catch in 25 of his 27 appearances.

In fact, Nicholas has gone for three, or more, catches 19 times in his career. He has either tied or led the team in catches 14 times.

Currently, Nicholas is sixth in the A-10 in both receptions (4.00 catches/game) and receiving yards (56.7 yards/game).



Junior wide receiver Joe Nicholas brings in a 54-yard touchdown reception from Mike Potts Saturday night vs. VMI.

Game Notes

For his career, Nicholas has exactly 1,700 receiving yards on 130 grabs. He needs just 11 more receptions to break into the school's all-time grabs listing (as Corey Ludwig – 1990-93 and Terry Hammons – 1991-95 are currently tied for ninth-place with 140). He is 296 receiving yards from passing David Knight (1970-72) and his 10th-place total of 1995 yards.

Potts Nearly Perfect

Tribe junior reserve quarterback Mike Potts continues to have a scorching hot hand in the early going, as he entered the contest with VMI in the third quarter and threw touchdown passes of 34- and 54-yards on his first two attempts. He ended the evening connecting on three of four passes for 99 yards and the pair of scores.

This performance comes on the heels of his 2006 debut which saw him hit on nine of 10 passes for 99 yards, including a 49-yard score vs. Maryland.

Though he is well off the national qualifying standard for the category (a minimum requirement of 15 attempts per appearance), his quarterback efficiency number is sitting at an obese 275.23 (by comparison, the national high for I-AA is 188.9).

Coming into the season the College had every reason to think it has some of the best depth at the quarterback position of any team in the I-AA ranks and Potts' play only confirms that perspective, as the Delaware native has now completed 12 of this 14 attempts on the season for 198 yards and three scores.

Potts, who started five of the first six games of 2005 for the Tribe, has now completed better than 61% of his 158 career attempts (97 completions) for 1,124 yards and 11 TDs (compared to just two interceptions).

Piece of History

Since the 1993 season, only one other Tribe QB has ever completed 90% of his passes in a single game (with a minimum of 10 attempts). That accomplishment, interestingly enough, was turned in by Jake Phillips when he finished the fourth quarter and overtime periods of the team's remarkable double overtime comeback win over North-eastern completing 18 of his 20 attempts (.900) for 256 yards and four TDs.

Notable

Senior place-kicker Blair Pritchard was successful on his first career field goal attempt, a 25-yarder in the first quarter. For the season, Pritchard, who also handles the punting and kickoff chores, has been true on his first nine extra point attempts and two of his three placement kicks on the young season.

He is the first Tribe player to handle all three kicking chores since all-conference kicker Mike Nagelin shouldered the triple load in the 2001 season.

Tribal Tidbits

The following a few selected individual offensive notes from the VMI contest:

- Senior team captain and preseason all-American selection, center Cody Morris, led the breakout offensive evening for the offensive front, as he and his mates helped power a Tribe attack that averaged 8.5 yards a rush and 472 total yards on the evening. Morris is playing center after spending the previous three seasons as the starting guard.
- Firsts: Redshirt freshman fullback Raphael Bynum recorded his first career carry against the Keydets, powering for 12 yards. Fellow redshirt freshman, tailback Matt Nickerson also recorded his first career carry, gaining three yards on a fourth-quarter attempt.
- Sophomore Elliott Mack turned in a slick 34-yard TD reception vs. VMI and pushed his career total to six touchdowns on just 31 receptions (an average of one TD per every five receptions). Mack finished with three receptions for 54 yards vs. the Keydets.
- Fellow speedy sophomore D.J. McAulay brought in just two passes for 12 yards on Saturday evening, but he still ranks sixth in the league with an average of 4.00 catches a contest. He is tied with Nicholas for the team lead in receptions on the season with 12 for 147 yards.



Junior quarterback Mike Potts threw for 99 yards and two touchdowns on 3-of-4 passing Saturday night vs. VMI.

Tribe Record Watch

Touchdown Receptions

1. Rich Musinski, 2000-03	31
2. Dave Conklin, 1996-99	27
3. Harry Mehre, 1985-88	26
4. Mike Tomlin, 19991-94	20
5. Chris Rosier, 1997-2000	19
6. Vito Ragazzo, 1948-50	18
7. Josh Whipple, 1994-96	17
8. Dominique Thompson, 2001-04	16
9. Kurt Wrigley, 1980-82	15
10. Corey Ludwig, 1991-93	14
Glen Bodnar, 1982-84	14
Joe Nicholas, 2004-	13

Receptions

1. Rich Musinski, 2000-03	223
2. Dave Conklin, 1996-99	190
3. Jeff Sanders, 1981-84	175
4. Chris Rosier, 1997-00	174
5. Michael Clemons, 1983-86	172
6. Harry Mehre, 1985-88	161
7. Glenn Bodnar, 1982-84	145
8. Kurt Wrigley, 1980-82	141
9. Terry Hammons, 1991, 1993-95	140
Corey Ludwig, 1990-93	140
Joe Nicholas, 2004	130

Receiving Yards

1. Rich Musinski, 2000- 03	4168
2. Dave Conklin, 1996-99	3269
3. Chris Rosier, 1997-00	2884
4. Harry Mehre, 1985-88	2748
5. Jeff Sanders, 1981-84	2352
6. Corey Ludwig, 1990-93	2349
7. Terry Hammons, 1991, 1993-95	2134
8. Dominique Thompson, 2001-2004	2123
9. Mike Tomlin, 1991-94	2054
10. David Knight, 1970-72	1995
Joe Nicholas, 2004-	1700

Career 100-Yard Receiving Games

1. Rich Musinski, 1999-2003	21
2. David Conklin, 1995-1999	12
3. Chris Rosier, 1996-2000	8
Mark Compher, 1987-1990	8
5. Josh Whipple, 1992-1996	7
6. Joe Nicholas, 2004-	6



Tribe Record Watch

Career 100-Yard Rushing Games

1. Derek Fitzgerald, 1991-1995	19
2. Robert Green, 1988-1991	15
3. Alvin Porch, 1993-1997	14
4. Jim Kruis, 1975-1977	11
5. Troy Keen, 1992-1995	10
6. Tyrone Shelton, 1987-1990	9
7. Michael Clemons, 1983-1986	7
8. Elijah Brooks, 2004-	6

Career Rushing Yards

1. Derek Fitzgerald, 1992-95	3744
2. Robert Green 1988-90	3543
3. Troy Keen, 1992-95	2949
4. Alvin Porch, 1994-97	2750
5. Jon Smith, 2001-2004	2546
6. Tyrone Shelton, 1987-90	2534
7. Jim Kruis, 1975-77	2404
8. Bill Deery, 1972-74	2401
9. Hameen Ali, III, 1997-00	2216
10. Phil Mosser, 1970-71	2171
Elijah Brooks, 2004-	1842

Career 200-Yard Passing Games

1. David Corley, 1998-2002	31
2. Chris Hakel, 1987-1991	24
3. Mike Cook, 1994-1998	22
4. Stan Yagiello, 1982-1985	20
5. Lang Campbell, 2001-2004	18
6. Shawn Knight, 1990-1994	13
7. Kenny Lambiotte, 1985-1986	7
David Murphy, 1981-1983	7
9. Craig Argo, 1986-1989	6
10. Jake Phillips, 2005-	5

Team Defensive Notes

Turnovers Keep Coming

For the third time in three games this season, and for the seventh time in the last eight games dating back to last season, the Tribe defense came away with multiple forced turnovers on Saturday vs. VMI, recording a pair of fumble recoveries and an interception.

Through three games, the Tribe has gained a total of nine turnovers on three interceptions and six fumble recoveries, which is two more take-aways than the unit had through three games last season. W&M is well on-pace to post back-to-back seasons with 20, or more, turnovers for the first time since the 2001 and '02 seasons. With 27 total turnovers gained last season, W&M reached the 20-mark for the first time since 2002. Under Laycock, W&M has failed to record at least 20 caused turnovers in a season only four times [2004 (19), 2003 (18), 2000 (18), 1992 (19)].

Despite three turnovers on the offensive side of the ball Saturday vs. VMI, W&M still has a healthy turnover margin of 2.00 per game, which ranks second in the A-10 behind No. 1-ranked New Hampshire.

Dating back to last season, the Tribe has now forced at least two turnovers in six of its last seven games with the only exception being the 22-21 loss to Delaware on Nov. 12. In fact, the loss to the Blue Hens is the only game W&M failed to record at least one turnover in last season.

The Tribe's interception vs. VMI gave the defense 12 picks over its last eight games, with the Delaware loss last season being the only contest without an interception. That is also the only game over the last eight that W&M failed to record at least two turnovers gained.

Tribe Defense Continues to Control Second Half

After two solid second-half performances in the first two games of the season, the Tribe defense continued its stingy ways on Saturday vs. VMI. After taking a 21-3 lead to the half, W&M's defense dominated the third quarter, allowing only five total yards, while the offense put it away extending the lead to 31-3. Trevor McLaurin's interception ended the Keydets' first possession of the second half, before the defense forced consecutive three-and-outs, aided by an Adrian Tracy quarterback sack.

Although VMI was able to gain some positive yardage against the Tribe's reserves in the fourth quarter, W&M's overall numbers in the second half remain strong.

After VMI went 1-for-6 on third downs over the final 30 minutes, opponents are now just a combined 4-for-20 on third-down conversion attempts in the second half.

Additionally, the Tribe has allowed only one score by each opponent in the second half, yielding a field goal at Maryland, a third-quarter touchdown on the first drive of the second half vs. Maine and a late fourth-quarter field goal vs. VMI on Saturday.

Opponents are averaging 53 total yards in the fourth quarter, which is a little inflated after VMI's 105 yards in the fourth quarter Saturday. In total, teams are averaging 111.0 yards per game in the second half against W&M.

Stat of the Week

VMI was the first opponent to convert a third down attempt against the Tribe this season in the fourth quarter, going 1-for-3 in the period. Through three games, opponents are just 1-for-11 (.091) on third down conversions in the fourth quarter and just 4-for-20 in the second half. Maryland was 0-for-6 on third downs in the second half, while Villanova went 0-for-4 in the fourth quarter.


Overall, opponents have converted just 25.7% (9-35) of third down opportunities in three games, a figure that ranks third in the A-10 behind only Richmond (22.2) and Towson (24.5).

Three-And-Out

With the defense's success on third down against VMI, the Tribe was able to force the Keydets into six three-and-outs in the 38-6 win. In fact, of the Keydets' first nine possessions, only three lasted more than three plays, and only one produced points, a 26-yard field goal in the first quarter. On the season, the Tribe defense has recorded 15 three-and-outs, including four against Maine and five in the second half vs. Maryland.

Early Returns: Tribe Defense Enjoying Better Start To '06

Although its always difficult to compare one team to another, and one season to another, the similarities between the 2005 and 2006 season to date are striking, as W&M's record is identical to its mark through three games last year, 1-2 overall and 0-1 in league play, having played almost an identical schedule against a I-A, an A-10 team and VMI. But one of the major changes from 2005 is the statistical difference on the defensive side of the ball, where the



Senior corner Richard Riley had two unassisted tackles behind the line of scrimmage vs. VMI, resulting in a total net loss of 10 yards.

Game Notes

Tribe has shown marked improvement.

Through three games, the Tribe is allowing 17.7 points per game, which ranks seventh in the A-10, compared to a 2005 scoring average of 30.3 through three games, which ranked 11th. The Tribe is allowing more than 10 fewer yards rushing per game (180.7) and has seen a significant improvement in pass defense, as W&M is yielding an average of 110.3 yards per game through the air this season, ranking third in the A-10, compared to an average of 233.3 passing yards per game, which ranked 9th, through three games of 2005. In total defense, the Tribe currently ranks sixth in the league, allowing 291.0 total yards per game, while the unit was allowing 424.7 total yards per game in 2005, ranking 10th. Also, opponents owned a 47% success rate on third down through three games in 2005, compared to 26% this season.



True freshman corner David Caldwell has seen action in all three of the Tribe's games this season and his nine tackles, including four unassisted stops.

Youthful Contributions

A look down the Tribe's depth chart for Hofstra reveals 13 underclassmen, consisting of either sophomores, redshirt freshmen or true freshmen, in the 22 possible spots. So, not surprisingly, the Tribe's top three tacklers through three games are all underclassmen. Sophomore safety Kevin Allen leads the squad with 22 tackles, including 12 unassisted, followed by sophomore linebacker Josh Rutter with 20 stops and redshirt freshman defensive end Adrian Tracy, who has 18 total tackles to date with nine unassisted and nine assists. Tracy also leads the squad with 3.5 tackles for loss this season and is tied for the lead with 1.5 quarterback sacks.

One-Sided Series

After Saturday's 38-6 win over VMI, the Tribe has now posted 21-straight victories in the series, including three-straight by an average margin of 34 points. And looking over the statistics from the last three meetings, the defense has had a lot to do with the one-sided results.

W&M has yielded only one touchdown and four field goals in the last three games vs. VMI, allowing just 6.3 points per game. The Keydets have averaged 240 total yards in the three games, but one of the main reasons W&M has kept VMI off the scoreboard is third down defense and turnovers. VMI has converted only 27.9% of its third-down attempts in the last three games vs. W&M, including a 2-for-12 effort on Saturday, and the Tribe defense has forced nine VMI turnovers.

Tribe Has Solid Second-Half Effort Against Maine

The Tribe's defensive effort in the second half vs. Maine mirrored the initial outing in many ways. The Black Bears used a short field to march 60 yards on the opening drive of the third quarter and take a 20-3 with Ron Whitcomb's 8-yard touchdown run, similar to how Maryland went 53 yards on its first possession of the second half and kicked a 39-yard field goal, the Terps' only points over the final 30 minutes.

Maine controlled much of the first half on the ground, rushing for 87 yards en route to 146 total yards of offense. Add the first drive of the third quarter, which was actually inflated by two 15-yard personal foul penalties on W&M, to the first-half numbers and it shows the Black Bears managed only 56 yards rushing, just 58 total yards and four first downs the rest of the way, giving the Tribe a chance to rally.

Senior Richard Riley intercepted Whitcomb on Maine's next possession, then fellow senior Josh Wright sacked Whitcomb on the Black Bears' following possession, as the Tribe eventually forced a punt. After converting three first downs, including two by penalty, in the third quarter, Maine was 0-for-4 on third down in the fourth quarter.

Tribe Defense Strong in Second Half at Maryland

After a first half that saw Maryland ring up 261 yards of total offense and take a 24-7 lead at the break on Sept. 2, the Tribe defense settled in during the second half and turned an impressive performance of its own over the final 30 minutes.

W&M held the Terps to 105 yards of offense in the second half, with 53 of those yards coming on Maryland's first possession of the second half. That drive led to a 39-yard field goal, which was Maryland's only score of the second half.

After surrendering 13 first downs in the opening half, the Tribe limited Maryland to just five first downs in the second half, all of which came in the third quarter. In fact, after the Terps' opening drive of the third quarter, W&M yielded only 52 yards of total offense and only two first downs. In the fourth quarter alone, the Tribe surrendered just nine yards of total offense and recorded its fourth gained turnover of the game.

Additionally, Maryland was a combined 0-for-6 on third down conversions in the second half. The Terps finished the contest just 2-of-10 on third downs.

National Rankings

Sports Network I-AA Top 25 (Sept. 25)

Team (First Place Votes)	2006 Record	PR
1. New Hampshire (80)	3-0	1
2. Appalachian State (22)	3-1	2
3. Furman	3-1	4
4. Montana	2-1	5
5. Cal Poly	3-1	3
6. Illinois State	3-1	6
7. Richmond	3-0	7
8. Youngstown State	3-1	8
9. Massachusetts	3-1	9
10. Southern Illinois (1)	3-0	10
11. North Dakota State	3-0	14
12. Hampton (1)	4-0	11
13. Northern Iowa	2-1	12
14. Portland State	3-1	15
15. James Madison	2-1	17
16. McNeese State	1-2	13
17. Delaware	2-1	18
18. UC Davis	2-2	16
19. Towson	4-0	21
20. Eastern Illinois	2-2	20
21. Western Illinois	3-1	NR
22. Harvard	2-0	NR
23. Albany	3-1	NR
24. Western Carolina	2-1	22
25. Northern Arizona	2-2	NR

W&M In the Rankings in 2006

Week	Sports Network
Preseason	RV
Sept. 4	RV
Sept. 11	RV
Sept. 18	RV
Sept. 25	-
Oct. 2	
Oct. 9	
Oct. 16	
Oct. 23	
Oct. 30	
Nov. 6	
Nov. 13	
Nov. 20	
Final	

Sports Network 2006 Preseason Top 25

Team (First Place Votes)	2005 Record	PR
1. Appalachian State(68)	12-3	1
2. New Hampshire (14)	11-2	5
3. Montana (5)	8-4	12
4. Northern Iowa (3)	11-4	2
5. Furman (1)	11-3	3
6. Cal Poly (3)	9-4	6
7. Youngstown State	8-3	14
8. James Madison	7-4	25
9. Illinois State	7-4	22
10. Massachusetts	7-4	19
11. McNeese State	5-4	NR
12. Georgia Southern	8-4	9
13. Hampton	11-1	10
14. Eastern Illinois	9-3	16
15. Richmond	9-4	8
16. Delaware	6-5	NR
17. Southern Illinois	9-4	7
18. Texas State	11-3	4
19. North Dakota State	7-4	NR
20. Eastern Kentucky	7-4	NR
21. UC Davis	6-5	NR
22. Montana State	7-4	18
23. Grambling State	11-1	11
24. Nicholls State	6-4	17
25. Coastal Carolina	9-2	24



Tribe Honor Roll

Atlantic 10 Rookie of the Week

Adrian Tracy, DE, Sept. 24

2006 Preseason Honors

Cody Morris, Sr., OL

Preseason Second Team All-American (Sports Network)

Preseason Second Team All-American (I-AA.org)

Preseason All-Atlantic 10

Individual Defensive Notes

Tracy Named Atlantic 10 Rookie of the Week

Redshirt freshman defensive lineman Adrian Tracy was named the Atlantic 10 Rookie of the Week on Sunday for his efforts in the Tribe's 38-6 win over VMI.

Tracy, who has started each of the Tribe's first three games at defensive end, recorded a team-high nine tackles, including five unassisted stops and 1.5 tackles for loss against the Keydets on Saturday. Tracy had an unassisted sack in the third quarter, also assisted on another pass sack and forced a fumble, as W&M limited VMI to 243 total yards and picked up its first win of the season.

Tracy moved into 10th in the A-10 in sacks per game (0.50) and leads the Tribe with 3.5 total tackles for loss on the season. He ranks third on the squad overall with 18 total stops.

Allen Continues Solid Play in Secondary

Sophomore safety Kevin Allen leads the team in tackles after three games with 22 total stops on the young season, including 12 unassisted tackles. Allen had another solid outing vs. VMI on Saturday, recording three solo tackles and three assists.

After leading the Tribe in tackles at Maryland in the season opener, Allen moved into the starting line-up for the first time against Maine on Sept. 16. Allen responded with another good showing, recording eight total tackles, including four solo stops, and a forced fumble on the Black Bears' first offensive possession of the game.

Allen, who had an interception in the opener vs. Maryland, also has one solo tackle for loss on the year.

True Freshmen Contribute Against VMI

The Tribe's true freshman duo at corner, David Caldwell and Max Harris, contributed in the win over VMI on Saturday, as the pair combined to record seven total tackles and a forced fumble. Caldwell tallied five stops, including two unassisted, while Harris added two unassisted tackles and registered the first forced fumble of his career in the fourth quarter. Caldwell has nine tackles in three games, while Harris has seen playing time in the last two.

The two are the first Tribe true freshman defenders to see playing time at corner since Hasani Cameron in 1998.

Defense Will Turn to Veteran Linebackers

Prior to the start of the season, W&M knew its young defense would have to count on senior linebackers Travis McLaurin and Chris Ndubueze to provide veteran leadership both on and off the field, with each returning after having missed the 2005 season.

But, with sophomore Josh Rutter out with a knee injury for Saturday's game with Hofstra, the Tribe will look to the senior pair for even more support. McLaurin is slated to replace Rutter in the starting line-up and make his first start since early in 2004, while Ndubueze's reps will also undoubtedly increase.

Fortunately for the Tribe faithful, both McLaurin and Ndubueze have continued to improve this season and show the athleticism that made them each all-conference players in the past. Ndubueze was second on the team with eight tackles vs. VMI Saturday, while McLaurin was right behind with seven total stops. Ndubueze has 13 tackles, including five unassisted, through three games, while McLaurin also has 13 stop with three solos.

Riley Steps Up Play in Secondary

Senior corner Richard Riley had two of the bigger hits in Saturday's win over VMI, both of which resulted in substantial lost yardage for the Keydets. Riley dropped VMI fullback Sean Mizzer for a 5-yard loss on a third-and-two in the first quarter, leading to a VMI punt, and later stuffed one of the Keydet wing backs on a pitch out for another 5-yard loss on a third-down attempt in the second quarter. In total, Riley tallied four tackles on the evening.

Riley's play in the defensive backfield has been representative of a reliable collective effort by the secondary so far. The secondary was probably the area hardest hit by graduation from last season, after the Tribe lost three of its four starters from the final 2005 depth chart. Riley turned in his second-career interception against Maine on Sept. 16 with five tackles and is second on the team now with 3.0 tackles for loss.

O'Neill Continues to Impress After Position Change

With the Tribe's inexperience along the defensive line early in the season, former linebacker T.J. O'Neill was moved to defensive end, and the junior has made an easy transition, which has been anything but easy on opponents. O'Neill recovered a VMI fumble on the opening possession of the ball game, which led to the Tribe's first score. He added three tackles in the contest and now has 13 total stops on the season. He tallied four unassisted tackles in the loss to Maine, including a solo sack for a loss of five yards.

Reserve Defenders See Action Against VMI

With Saturday's one-sided score in the fourth quarter, several of the Tribe's reserve defenders had a chance to get on the field, and most took advantage of the opportunity. Junior linebacker Ryan Horvath recorded a career-high four tackles, including two unassisted stops, while redshirt freshman Sean Lissemore, who continues to work his way into the tackle rotation, tallied four assists. Sophomore safety David Houff recorded three tackles, including a nice open field solo stop. Junior end Ryan Jones made three tackles and recovered a fourth quarter fumble, while tackle Daniel Pulley registered a career-best three tackles.

Head Coach Jimmye Laycock



William and Mary Head Coach Jimmye Laycock

27th Season

Career Record: 176-121-2 (.592)

Comments from Monday's Atlantic 10 Conference Call:

Thoughts on Saturday's 38-6 victory over VMI:

JL: *Well, I thought we played determined. We played a solid game, and we played hard. Our execution at times wasn't great, but I thought we made some plays, and we improved. And, we obviously ran the football better than in previous games, and I thought it was a good solid win for us.*

What is [Sophomore linebacker] Josh Rutter's status for this weekend [Rutter suffered a knee injury during Saturday's game vs. VMI]?

JL: *He won't play this weekend, and I don't know when he will be back. He hurt his knee and will have to have some tests done on it. I know he will not be able to play this weekend, but hopefully we'll get him back soon. I just don't know at this point.*

Who do you think will play in [Rutter's] place this week?

JL: *Fortunately, we've been alternating our linebackers. It will probably be one of the McLaurins [Both senior linebackers Travis and Trevor]. Travis will probably be in [Rutter's] place, but they all can play different positions.*

You switched quarterbacks during the VMI game [with junior Mike Potts entering in the third quarter for starter Jake Phillips]. What was the reason?

JL: *Well, we were up [24-3] at that time, and I just thought 'lets put Mike in and let him go'. He was doing very well. He was fortunate enough to be in there at the right time to make a couple of throws that were pretty open for touchdowns. He is a good player too. We have good quarterbacks.*

What did you see in the running game this week that you hadn't seen in the previous two games?

JL: *Yards and touchdowns. We blocked [VMI] pretty good, and I think maybe VMI wasn't as strong upfront as years past. But, we were able to get some momentum, and we were able to get [senior] Elijah Brooks to the second level. We were able to get him into the linebackers and secondary group, and he broke some tackles and made some great cuts. He really ran hard as the game went on, and I think we continued with it. In fact, the fourth quarter was almost all on the ground, which was good. I don't know if there's now a false sense of security with it, but again it's something we want to do. We want to be balanced, and we are a better football team offensively when we do balance [running and passing].*

Everyone talks about balance on offense. Is it sometimes hard to balance when one aspect of the game is going well, and the other isn't? Do you kind of ride the good part?

JL: *Oh yeah. Balance is out the window sometimes, just like game plans sometimes are out the window. You have to approach the game [wanting to run a balanced attack], but when you get into a game the natural tendency is to go with what is working. And, if running it is working, stick with that more. But, if you're throwing it, then stick with that.*

How important was it for team confidence to be able to run the ball this week, regardless of the opponent?

JL: *I don't know, I guess it helps us confidence wise. It helps get people up front more confidence. I don't know that the game had a better flow to it, but I guess we just played better.*

[Senior defensive tackle] Brian Williamson seemed like he played well Saturday, and he is a pretty unique story. Talk about [Williamson] more as a player, and what impresses you?

JL: *He's a very good person obviously, a good young man, and he's getting better every snap. This year, he's had the chance to develop into an outstanding defensive lineman for us. He's better this year now, than he was last year. He's big, strong, can move well, and he plays hard. I think he can be a very, very good player. I think also noted was the play of Adrian Tracy, a redshirt freshman defensive end [Named A-10 Rookie of the Week]. Saturday, he played an exceptional game. We have to have good play there up front on the defensive line.*

Thoughts on this week's opponent Hofstra:

JL: *It's a team that we're not that familiar with. And, obviously with the new coach and staff, it makes it even more difficult to prepare. From the film that I have seen, the athletes are there. From what I remember from when we played them last [in 2003], they always had very skilled athletes, and it looks like they have that. They certainly are able to put up points and move the ball on people, but again, we have to take care of ourselves and go into the game and adjust to what presents itself.*

Having not played Hofstra [since 2003], is it almost like another non-conference game?

JL: *In that regard, yes it kind of is. And, with the new staff, it is like that as well. So, we have to work on trying to learn as much about them in a short period of time. We really have to continue to work on ourselves and see what's good, what's not good, or what our strength is. We can change some things offensively and defensively and try to get better, and that's one of the things I've tried to emphasize to the team, to try and continue to work and improve as a football team. We've got to get better to compete in this league. I know that.*

You're deep at the linebacker position, and whomever you replace Rutter with will be good. But, as great as Rutter has played these first two seasons, what do you lose and how difficult is he to replace?

JL: *He is a very, very good football player. I don't think any of us can afford to lose a player of that caliber without suffering. But, then again you hope other people can step up and fill in and you can recover from it. But no, I don't think anybody can feel good about it. That's the nature of the business and kind of what happens. You have to play with who you have.*

The Laycock File

Hometown: Hamilton, VA

Alma Mater: William and Mary (1970)

Graduate Degree: Clemson (1972)

Playing Career

1966-69 Lettered at both DB and QB at W&M

Coaching Career

Year	Position, School
1970	Offensive coach, Newport News High School
1971-72	Graduate Assistant, Clemson University
1973-74	Offensive Backfield Coach, The Citadel
1975-76	Quarterbacks Coach, Memphis State
1977-79	Offensive Coordinator, Clemson University
1980-	Head Coach, College of William and Mary

Winningest Active Division I / I-AA Coaches

(By Victories - Through Sept. 23)

1. Bobby Bowden (Florida State)	362
2. Joe Paterno (Penn State).....	356
3. Mike Kelly (Dayton)	234
4. Bob Ford (Albany)	213
5. Frank Beamer (Virginia Tech)	192
6. Al Bagnoli (Penn).....	186
7. Joe Taylor (Hampton).....	186
8. Walt Hameline (Wagner).....	179
9. Jimmye Laycock (W&M)	176
10. Dennis Franchione (Texas A&M).....	175

Division I / I-AA Coaches Most Years at Current Schools

1. Joe Paterno (Penn State, 1966-2005).....	40
2. Bob Ford (Albany, 1973-2005)	33
3. Bobby Bowden (Florida State, 1976-2005)	30
4. Jimmye Laycock (W&M, 1980-2005)	26

Career A-10 Coaching Victories (Through Sept. 9)

1. Bill Bowes (UNH, 1972-98)	97
2. "Tubby" Raymond (UD, 1966-01)	89
3. Andy Talley (VU, 1985-)	83
4. Jimmye Laycock (W&M, 1993-)	68
5. Jim Reid (UMass, 1986-91, UR, 95-03).....	61

Laycock in the NCAA I-AA Playoffs

Year	Round	Opponent, Result
1986	First Round	Delaware, 17-51 (L)
1989	First Round	Furman, 10-24 (L)
1990	First Round	Massachusetts, 38-0 (W)
	Quarterfinals	Central Florida, 38-52 (L)
1993	First Round	McNeese State, 28-34 (L)
1996	First Round	Jackson State, 45-6 (W)
	Quarterfinals	Northern Iowa, 35-38 (L)
2001	First Round	Appalachian State, 27-40 (L)
2004	First Round	Hampton, 42-35 (W)
	Quarterfinals	Delaware, 44-38, 2 OT (W)
	Semifinals	James Madison, 34-48 (L)

Laycock vs. The Atlantic 10

Team	W	L	T
Delaware	11	15	0
Hofstra	2	1	0
James Madison	12	14	0
Maine	5	2	0
Massachusetts	4	5	0
New Hampshire	9	2	0
Northeastern	10	2	0
Rhode Island	9	2	0
Richmond	19	7	0
Towson	3	0	0
Villanova	9	6	1



Making An Impact: Facility Upgrades

The Jimmye Laycock Football Center

On Friday, Sept. 15, ground was broken on the Jimmye Laycock Football Center, a future 30,000-square foot complex that will be located at the northwest corner of the stadium on what is the Tribe's football practice field at a cost of \$11 million.

The ceremony was attended by many prominent alumni and former players, as well a number of friends and donors to the Athletics Department.

The center will provide a new home for team and coaches lockers, an athletic training room, an equipment storage area, coaches offices, conference rooms, and administrative support areas – as well as an entrance that will include a Tribe Football Hall of Fame space. The project is scheduled to be finished in the fall of 2007.

The two-story football complex was designed by Moseley Architects out of Virginia Beach and HOK Sport, an internationally renowned architectural firm based in Kansas City, Mo., whose clients include sports venues at nearly every level, including Oriole Park at Camden Yards.

Officials worked closely with the building designers to ensure the complex complements the architecture of Zable Stadium and conforms to the campus design guidelines.



President Gene R. Nichol and Walter Zable were among the many guests for Friday's ground-breaking ceremony for the Jimmye Laycock Center.

FieldTurf Installation at Zable Stadium

During the spring, the W&M Athletics Department announced plans for the conversion of the natural grass playing surface in Zable Stadium to a state of the art, synthetic playing surface for the 2006 football season.

In July, the installation of the new playing surface, FieldTurf Pro, was completed, giving the Tribe one of the nation's finest playing fields. The installation, at an estimated total cost of \$840,000, was performed by Ballard Sports out of Cary, N.C.

FieldTurf features a non-abrasive fiber surface that resembles natural grass blades. Its blend of specially treated Polyethylene fibers prevents abrasions, or "rug burn". Unlike traditional synthetic turf, which relied on an underlying shock pad for player comfort and safety, FieldTurf grass fibers are surrounded and stabilized by a special blend of "synthetic earth" - a mixture of smooth, rounded silica sand and rubber granules. The sand and rubber are precision layered and provide a stable, resilient, uniform, shock-absorbing surface.

The Tribe's playing field is the same surface used by 24 NFL teams, including the Detroit Lions, host of Super Bowl XL in 2006. It is a football-dedicated surface and only has markings specific to the sport.

The FieldTurf project is the second major completed upgrade at the venerable stadium, as last season saw the school raise \$650,000 to place permanent light fixtures at Zable.



The Laycock Center Facts

Overview

- Total Estimated Cost: \$11 million
- 30,445 square foot, two-story building
- Building will house football offices, meeting space, training room, equipment room and locker room

Office Space

- Eight coaches offices, including 500 square foot head coaching suite with balcony view into Zable Stadium
- Assistant coaches offices will overlook practice field
- All offices will be networked into a state-of-the-art video system
- 300 square foot video production room

Meeting Spaces

- One 2,500 square foot team meeting room with wall-to-wall carpet
- Four additional position meeting rooms, averaging 300 square feet
- All meeting areas networked with video system
- 900 square foot recruiting lounge with window and balcony overlooking Zable Stadium

Lobby

- 1,650 square foot area serving as grand entrance with circular stairwell to offices
- Sky lights
- Will display prominent moments from program's proud history

Training Room


- 3,900 square foot state-of-the-art room, featuring 2,800 square foot treatment and taping area
- Hydro-therapy room
- Doctor's exam room
- Staff lockers

Locker Room

- 4,200 square foot carpeted room with 100 lockers
- Breakout meeting space
- Cable television
- Full bathroom/shower and drink station

Equipment Room

- 2,300 square foot area with washers, dryers and lockers
- Walk-up, pass-through laundry station
- Abutting loading dock access



MOSELEY / HOK

In the Spotlight

Brian Williamson, Senior, Defensive Tackle

Hometown/High School: Wakefield, N.C.; Wakefield High School

What non-athletic activities were you involved in?: I was in Future Business Leaders of America

Do you have any siblings?: Older brother, who attends Wake Forest University.

I have it on a good source that academics were made a priority in your household?: Yes, my mother stressed academics. It was the most important thing, without academics, you couldn't play sports, you couldn't do anything.

What were some of her household rules regarding academics?: If you didn't have above a B average, you weren't playing any sports. She didn't play any games when it came to grades. So we always had to have the book work first, and then came sports.

Did that experience growing up prepare you for W&M?: Most definitely. The strong academic tradition was one of the main reasons for coming to William and Mary. I was taught early to be sure that all my academic responsibilities were taken care of first, and because I liked to compete in sports as well, I learned time management at an early age.

What other choices did you have for college?: Wofford, Coastal Carolina, Elon, and Navy to name a few.

What is your favorite TV show?: Nip/Tuck, I don't miss it.

What is your best skill, non-athletically related?: Oh, it's cooking hands down. I'm a cooker, and I love to cook, Southern food is my thing. My Momma taught me how to cook. She had to go to work in the summer, and there had to be something hot and ready when she got home from work. She taught me how to do some things, the rest I learned on my own.

Do you ever watch Iron Chef?: I do occasionally, but he's a little out of my league. I just cook to the Southern hospitality.

What would you consider your specialty?: I would have to say fried chicken with rice, squash and onion.

Any secret recipes?: No secret recipe, most of the stuff I picked up from my mom, but every now and then I like to throw my own little bit in to it and see what it'll do.

Do you express yourself through your cooking?: I try to.

You're the best cook on the defensive line, but who has a skill, non-athletic related that would stand out?: If video games count, the best on the D-line is [redshirt freshman] C.J. Herbert. He's an animal when it comes to video games.

What game is his specialty?: Madden is his specialty. I always like to play either C.J. or [senior linebacker Chris Ndubueze] in Madden because they're the best I've found so far. Besides [injured linebacker] Marcus Shepherd, of course. Marcus is the animal of all animals!

What was the last movie you've seen?: A movie called "Tenth and Wolf".

What was that about?: It was about a man who was raised in the Italian Mafia, but then didn't want to be a part of it, so he went across to fight in the army and his family got in some trouble with the mafia, so he had to come back and help his side of the family. It's coming out next week in stores. My roommate works at Blockbuster so he previews a lot of the movies before most people know about them. We have watched a lot of movies together.

What has been your favorite class at W&M?: I would have to say Arabic. I'm taking it right now. It's the most challenging, that's why I like it. Plus it's another language most people really don't know about, so it makes me feel different, I like to stick out a little bit.

Why are you taking it?: I'm a government major, and I am interested in pursuing a job with the FBI, CIA, or any federal government department that will hire me. My biggest goal is that I want to be a field agent of some sort.

Any reason why this interests you?: It's always been interesting to me. I like the excitement it'll bring. Even though my mom doesn't care for it too much, she thinks it'll be too dangerous. I like that dangerous aspect of it, it'll keep me on my toes so I'll love going to work.

What's been your hardest class?: Chemistry, I took it my first semester, but I never should have done it. I didn't do very well.

What's been your favorite summer job?: I would have to say umpiring little league baseball games. The fans had me on my toes all the time, and some fans can get kind of rowdy, but I love being around sports and working with kids.

Did you find that your size helped you end arguments quickly?: When I first started working games, I have to admit that I didn't know all the rules, so coaches tried to get on me about that. I had to stick my chest out and boast a little bit, in the end I usually came out on top.

What was your least favorite summer job?: I actually am not an outside working type of person. One year I was cleaning condos, with this group down in Myrtle Beach. I had to do a lot of cleaning outside and I hated that the most because I never loved the heat. I used to be out there sweating all the time. I made good money but it was not worth it! I had to work outside every weekend, and that was a headache for me.


What are some of your interests outside of football?: I'm a man of equality and rights, so I'd have to say anytime I see anything about civil rights. I am interested in anything about the civil rights movement, or events like the Holocaust. I like to see those things to see how people were treated in the past and how things have changed a little bit over time. We have made great leaps, but things still aren't the way they should be.

What is the last thing you have made from scratch?: The last thing I made from scratch was a pound cake. It was a recipe my grandmother taught me. She has shown me how to make various things from scratch.

One thing about you somebody would never guess: When I was little, I used to take gymnastics. Gymnastics and tap dancing. Tap dancing was my first love. I always liked that.

When was the last time you danced?: I was probably 9 or 10. I wanted to be the next big dancer—I wanted to be like the next Gregory Hines. I always watched his movies, I used to love the metal taps on the bottom of the shoes

Would you still be able to do some tap steps anymore?: I have no flexibility or anything. I have a little too much muscle to be a tap dancer now.





Tribe Alphabetical Roster

No.	Name	Pos.	Elg.	Ht.	Wt.	Hometown	High/Prep School
41	Alexander, Sheldon	DB	Fr. (R)	6-1	205	Gordonsville, Va.	Woodberry Forest
36	Allen, Kevin	DB	So. (R)	6-2	205	Richmond, Va.	Highland Springs
65	Allison, Kyle	DL	Fr.	6-2	280	Burke, Va.	Lake Braddock Secondary
26	Alvarado, Michael	DB/WR	Fr.	6-0	180	Gaithersburg, Md.	Gaithersburg
16	Archer, R.J.	WR	Fr. (R)	6-2	205	Earlsville, Va.	Albemarle
86	Atchison, Andrew	TE	Jr.	6-7	250	Charlottesville, Va.	Albemarle
88	Boykin, Obie	DB	So. (R)	6-3	205	Williamsburg, Va.	Surry County
9	Brooks, Elijah	RB	Sr. (R)	5-9	215	Largo, Md.	DeMatha
95a	Brooks, Sean	DL	So.	6-4	210	Poquoson, Va.	Poquoson
49	Bynum, Raphael	FB	Fr. (R)	5-9	225	Stafford, Va.	North Stafford
19	Caldwell, David	DB	Fr.	5-11	200	Montclair, N.J.	Lawrenceville School
7	Callahan, Mike	QB	Fr.	5-11	190	Mountville, Pa.	Hempfield
67	Cochran, Brent	OL	Jr. (R)	6-5	300	Reston, Va.	South Lakes
32	Coley, Delmus	RB	Sr. (R)	5-8	198	Virginia Beach, Va.	Floyd Kellam
88a	Conyers, Terreon	WR	Fr.	5-11	190	Norfolk, Va.	Booker T. Washington
7a	Cottingham, Ben	DB	Fr.	5-9	175	Abingdon, Md.	Edgewood
37	Cox, Derek	DB	So. (R)	6-1	185	Winterville, N.C.	J.H. Rose
15	Davis, Corey	WR	Sr. (R)	6-1	200	Chesapeake, Va.	Deep Creek
54	Dewispelaere, Nicholas	LB	Fr.	6-0	205	Virginia Beach, Va.	Floyd Kellam
3	Dill, Marshall	WR	Fr.	5-10	170	Woodbridge, Va.	C.D. Hylton
81	Dohse, Cameron	WR	Fr.	6-0	180	Clifton, Va.	Centreville
45	Falbo, Graham	FB	Jr. (R)	6-0	235	Centreville, Va.	Westfield
59	Foley, Jacob	OL	Fr.	6-1	260	Collinsville, Va.	Bassett
13	Francks, Evan	DB	Fr.	5-11	200	Medford, N.J.	Shawnee
64	Frazier, Matthew	OL/DL	Fr.	6-3	290	Poquoson, Va.	Poquoson
79	Grant, Michael	OL	So. (R)	6-5	300	Wrightstown, N.J.	Notre Dame
31	Harris, Max	DB	Fr.	5-10	175	Marietta, Ga.	Sprayberry
95	Herbert, Cortenous	DL	Fr. (R)	6-3	260	Germantown, Md.	Northwest
17	Hill, Chase	QB	Fr.	6-2	195	Virginia Beach, Va.	Princess Anne
63	Hill, Keith	OL/DL	Fr.	6-4	305	Hamilton Square, N.J.	Lawrenceville School
83	Hissong, Gareth	DE/TE	Fr.	6-3	250	Hanover, Pa.	Delone Catholic
53	Hiteshew, Luke	OL	So. (R)	6-1	295	Baltimore, Md.	Mount St. Joseph
43	Hobson, Jimmy	FB	Fr.	5-11	215	Cincinnati, Ohio	St. Xavier
28	Holmes, DeBrian	RB	So. (R)	5-9	185	Fort Eustis, Va.	Woodside
35	Horvath, Ryan	LB	Jr. (R)	6-1	235	Midlothian, Va.	Midlothian
22	Houff, David	DB	So. (R)	6-1	185	Blacksburg, Va.	Blacksburg
74	Humphreys, Tommy	OL	Fr.	6-4	265	Centreville, Va.	Centreville
78	Iardo, Chris	OL	Fr. (R)	6-3	316	Baltimore, Md.	St. Paul's School
58	Jean-Pierre, Bryan	DL	Fr.	6-3	245	Doralville, Ga.	Dunwoody
42	Johnson, Fred	DB	Fr. (R)	6-1	195	Richmond, Va.	St. Christopher's
92	Jones, Ryan	DL	Jr. (R)	6-3	260	Blacksburg, Va.	Blacksburg
51	Kelley, Tim	OL	Jr.	6-2	316	Pataskala, Ohio	Watkins Memorial
84	Klatzkin, Daniel	TE	Fr.	6-4	235	Potomac, Md.	Randolph-Macon Academy
80	Lanning, Brian	WR	Fr. (R)	6-0	170	Frederick, Md.	Frederick
99	Larkins, Josh	DL	So. (R)	6-2	320	Toms River, N.J.	Toms River North
93	Lisemore, Sean	DL	Fr. (R)	6-4	245	Dumont, N.J.	Dumont
2	Mack, Elliott	WR	So. (R)	6-0	195	Irvington, N.J.	Delbarton
25	Marriner, Courtland	RB	Fr.	5-9	180	Chesapeake, Va.	Western Branch
4	McAulay, D.J.	WR	So.	5-11	180	New Haven, Conn.	Westminster School
62	McCutcheon, Thomas	OL	Fr. (R)	6-5	310	Chesapeake, Va.	Deep Creek
52	McLaurin, Travis	LB	Sr. (R)	5-11	240	Wilmington, Del.	Thomas McKean
23	McLaurin, Trevor	LB	Sr. (R)	5-11	236	Wilmington, Del.	Thomas McKean
87	Miller, David	K/P	Fr.	6-0	170	Centreville, Va.	Westfield
73	Miller, Tyler	OL/DL	Fr.	6-3	280	Virginia Beach, Va.	Kellam
61	Moore, Christopher	OL	Fr. (R)	6-1	260	Madison Heights, Va.	Amherst County
68	Morris, Cody	OL	Sr.	6-4	285	Jeansville, Pa.	Hazelton Area
82	Muro, Evan	TE	So. (R)	6-6	250	Newport News, Va.	Warwick
56	Muse, C.J.	OL	Fr. (R)	6-4	305	Lexington, S.C.	Lexington
40	Ndubueze, Chris	LB	Sr. (R)	6-1	230	Lanham, Md.	DeMatha
57	Neely, Brian	DL	Sr. (R)	6-4	300	Mechanicsville, Va.	Lee-Davis
47	Newby, Mario	DB	Fr.	6-0	180	Dendron, Va.	Surry County

Tribe Football Rosters



No.	Name	Pos.	Elg.	Ht.	Wt.	Hometown	High/Prep School
27	Nicholas, Joe	WR	Jr. (R)	6-3	210	Sugarloaf, PA	Hazelton Area
30	Nickerson, Matt	RB	Fr. (R)	5-9	176	Fairfax Station, VA	Woodson
75	O'Brien, Eric	OL	So. (R)	6-1	270	Abbottstown, PA	Delone Catholic
56a	O'Brien, Kyle	LB	Fr.	6-0	225	Cockeysville, Md.	
72	Oliver, Justin	OL	Jr. (R)	6-4	295	Fairfield, PA	Gettysburg
39	O'Neill, T.J.	LB	Jr. (R)	6-1	241	Duxbury, MA	Tabor Academy
46	Otey, Matt	FB	Jr. (R)	5-11	230	Hershey, PA	Hershey
18	Phillips, Jacob	QB	So. (R)	6-3	225	Warm Springs, VA	Bath County
21	Pigram, Michael	LB	So.	5-10	218	Hopewell, VA	Hopewell
10	Potts, Michael	QB	Jr. (R)	6-4	220	Middletown, DE	Middletown
91	Pritchard, Blair	K/P	Sr. (R)	5-11	235	Mechanicsville, VA	Atlee
96	Pulley, Daniel	DL	Fr. (R)	6-3	265	Chesapeake, VA	Atlantic Shores Christian
76	Raxter, Joshua	OL/DL	Fr.	6-6	270	Marietta, GA	Pope
50	Reyher, Todd	LB	So. (R)	6-0	215	Williamsburg, VA	Lafayette
24	Riley, Richard	DB	Sr. (R)	6-2	190	Gaithersburg, MD	Gaithersburg
89	Robertson, Eric	WR	Fr. (R)	6-2	180	Barboursville, VA	Albemarle
34	Rojas, Christopher	LB	Fr.	5-11	200	Lightfoot, VA	Brunton
44	Rutter, Josh	LB	So. (R)	6-3	230	Union Bridge, MD	Francis Scott Key
33	Schonder, Thomas	RB	Fr.	5-11	175	Round Hill, VA	Loudoun Valley
70	Shafran, Jonathan	OL	So. (R)	6-3	265	Great Falls, VA	Langley
38	Smith, Colin	DE/TE	Fr.	6-4	220	Reedville, VA	Northumberland
48	Steinman, Wes	DB/LB	Fr.	6-2	205	Wilmington, NC	Hoggard
71	Stewart, Brad	OL	Jr. (R)	6-3	300	Bethel Park, PA	Bethel Park
29	Stout, Zach	DB	Sr. (R)	6-0	195	Mechanicsville, VA	Lee-Davis
14	Taylor, Christian	QB	Sr. (R)	6-5	205	Yorktown, VA	Grafton
11	Taylor, John	WR	Sr. (R)	6-3	210	Washington, D.C.	St. Albans
66	Toon, Derek	DL	Fr.	6-3	280	Chester, VA	Matoaca
97	Tracy, Adrian	DL	Fr. (R)	6-4	235	Sterling, VA	Potomac Falls
85	Trinkle, Matt	TE	Sr. (R)	6-5	260	Whitehall, PA	Allentown C. Catholic
98	Varno, Rob	TE	Fr. (R)	6-5	225	Wilmington, NC	Hoggard
5	Viola, Tony	RB	Jr. (R)	6-1	217	Broadway, VA	Stonewall Jackson
69	Watts, Carl	DL	Fr.	6-3	240	Midlothian, Va.	James River
8	Wheeling, Alan	DB	Sr. (R)	5-9	180	Dublin, VA	Pulaski County
77	Williamson, Brian	DL	Sr.	6-3	290	Nakina, NC	Whiteville
94	Wright, Josh	DL	Sr. (R)	6-3	245	Madison Heights, VA	Amherst County

(R) - Redshirt

Tribe Numerical Roster

No.	Name	Pos.	28.....	Holmes, DeBrian	RB	53.....	Hiteshew, Luke.....	OL	79.....	Grant, Michael.....	OL
2.....	Mack, Elliott	WR	29.....	Stout, Zachary	DB	54.....	Dewispelaere, Nicholas	LB	80.....	Lanning, Brian.....	WR
3.....	Dill, Marshall	WR/DB	30.....	Nickerson, Matt.....	RB	56.....	Muse, C.J.	OL	81.....	Dohse, Cameron	WR/DB
4.....	McAulay, D.J.	WR	31.....	Harris, Max.....	DB/WR	56a.....	O'Brien, Kyle.....	LB	82.....	Muro, Evan	TE
5.....	Viola, Tony	RB	32.....	Coley, Delmus.....	RB	57.....	Neely, Brian	DL	83.....	Hissong, Gareth	DE/TE
7.....	Callahan, Mike.....	QB	33.....	Schonder, Thomas	RB	58.....	Jean-Pierre, Bryan.....	OL/DL	84.....	Klatzkin, Daniel	TE
7a.....	Cottingham, Ben	DB	34.....	Rojas, Christopher	LB	59.....	Foley, Jacob	OL	85.....	Trinkle, Matt	TE
8.....	Wheeling, Alan.....	DB	35.....	Horvath, Ryan	LB	61.....	Moore, Christopher.....	OL	86.....	Atchison, Andrew	TE
9.....	Brooks, Elijah.....	RB	36.....	Allen, Kevin	DB	62.....	McCutcheon, Thomas	OL	87.....	Miller, David	K/P
10.....	Potts, Michael	QB	37.....	Cox, Derek	DB	63.....	Hill, Keith	OL/DL	88.....	Boykin, Obie	DB
11.....	Taylor, John	WR	38.....	Smith, Colin.....	DE/TE	64.....	Frazier, Matthew	OL/DL	88a.....	Conyers, Terreon	WR
13.....	Francks, Evan.....	DB/RB	39.....	O'Neill, T.J.	LB	65.....	Allison, Kyle.....	DL	89.....	Robertson, Eric.....	WR
14.....	Taylor, Christian	QB	40.....	Ndubueze, Chris	LB	66.....	Toon, Derek	OL/DL	91.....	Pritchard, Blair	K/P
15.....	Davis, Corey	WR	41.....	Alexander, Sheldon	DB	67.....	Cochran, Brent.....	OL	92.....	Jones, Ryan	DL
16.....	Archer, R.J.	QB/WR	42.....	Johnson, Fred	DB	68.....	Morris, Cody	OL	93.....	Lissemore, Sean	DL
17.....	Hill, Chase	QB	43.....	Hobson, Jimmy	FB	69.....	Watts, Carl	DL	94.....	Wright, Josh	DL
18.....	Phillips, Jacob.....	QB	44.....	Rutter, Josh	LB	70.....	Shafran, Jonathan	OL	95.....	Herbert, Cortenous.....	DL
19.....	Caldwell, David.....	DB/RB	45.....	Falbo, Graham	FB	71.....	Stewart, Brad	OL	95a.....	Brooks, Sean.....	DL
21.....	Pigram, Michael	LB	46.....	Otey, Matt	FB	72.....	Oliver, Justin	OL	96.....	Pulley, Daniel	DL
22.....	Houff, David	DB	47.....	Newby, Mario	DB	73.....	Miller, Tyler.....	OL/DL	97.....	Tracy, Adrian.....	DL
23.....	McLaurin, Trevor.....	LB	48.....	Steinman, Wes	DB/LB	74.....	Humphreys, Tommy	OL	98.....	Varno, Rob.....	TE
24.....	Riley, Richard	DB	49.....	Bynum, Raphael.....	FB	75.....	O'Brien, Eric.....	TE	99.....	Larkins, Josh.....	DL
25.....	Marriner, Courtland.....	RB/DB	50.....	Reyher, Todd	LB	76.....	Raxter, Joshua	OL/DL			
26.....	Alvarado, Michael.....	DB/WR	51.....	Kelley, Tim	OL	77.....	Williamson, Brian.....	DL			
27.....	Nicholas, Joe	WR	52.....	McLaurin, Travis.....	LB	78.....	Ilardo, Chris.....	OL			



Start Chart / Red Zone

Start Chart: Game-By-Game Starters

	Maryland	Maine	VMI	Hofstra	UMass	Liberty	JMU	Villanova	Towson	Delaware	Richmond
QB	Phillips	Phillips	Phillips								
TB	Brooks	Brooks	Brooks								
FB	Otey	McAulay*	Atchison^								
WR	Nicholas	Nicholas	Nicholas								
WR	Mack	Mack	Mack								
TE	Trinkle	Trinkle	Trinkle								
LT	Cochran	Cochran	Cochran								
LG	Oliver	Oliver	Oliver								
C	Morris	Morris	Morris								
RG	Hiteshew	Hiteshew	Hiteshew								
RT	Stewart	Stewart	Stewart								
DE	Wright	Wright	Wright								
DE	Tracy	Tracy	Tracy								
DT	Herbert	Herbert	Herbert								
DT	Williamson	Williamson	Williamson								
OLB	Tre. McLaurin	Tre. McLaurin	Tre. McLaurin								
ILB	Rutter	Rutter	Rutter								
OLB	Pigram	Pigram	Pigram								
SS	Alexander	Allen	Allen								
FS	Wheeling	Wheeling	Wheeling								
CB	Riley	Riley	Riley								
CB	Cox	Cox	Cox								

*W&M started with three wide receivers and no FB. ^W&M started with two tight ends and no FB.

Tribe in the Red Zone

William and Mary Offense In the Red Zone

Opponent	WM In Red Zone	WM TDs	WM FGs	WM FG Missed	WM No Score	RZ Score %
Maryland	1	1	0	0	0	100.0
Maine	3	2	1	0	0	100.0
VMI	5	3	1	0	1	80.0
Hofstra						
Massachusetts						
Liberty						
James Madison						
Villanova						
Towson						
Delaware						
Richmond						
SEASON	9	6	2	0	1	88.9

Opponents in the Red Zone

Opponent	Opp. in RZ	Opp. TDs	Opp. FGs	Opp. FG Missed	Opp. No Score	Opp. Score %
Marshall	5	3	2	0	0	100.0
Maine	2	2	0	0	0	100.0
VMI	2	0	2	0	0	100.0
Hofstra						
Massachusetts						
Liberty						
James Madison						
Villanova						
Towson						
Delaware						
Richmond						
SEASON	9	5	4	0	0	100.0

Tribe Single-Game Highs



Individual Single-Game Highs

Pass Attempts:	43, J. Phillips vs. Maine, 9/16
Pass Completions:	22, J. Phillips vs. Maine, 9/16
Passing Yards:	184, J. Phillips vs. Maine, 9/16
Passing TDs:	2, M. Potts vs. VMI, 9/23
Rushing Attempts:	17, E. Brooks at Maryland, 9/2
Rushing Yards:	146, E. Brooks vs. VMI, 9/23
Rushing TDs:	3, E. Brooks vs. VMI, 9/23
Receptions:	5, four times, last - J. Nicholas and D. McAulay vs. Maine, 9/16
Receiving Yards:	82, D. McAulay at Maryland, 9/2
Receiving TDs:	1, five times, last - J. Nicholas and E. Mack vs. VMI, 9/23
Total Offensive Yards:	195, J. Phillips vs. Maine, 9/16
All-Purpose Yards:	158, E. Brooks vs. VMI, 9/23
Total Points:	18, E. Brooks vs. VMI, 9/23
Points Kicking:	8, B. Pritchard vs. VMI, 9/23
Points Rushing:	18, E. Brooks vs. VMI, 9/23
Points Receiving:	6, five times, last - J. Nicholas and E. Mack vs. VMI, 9/23
Field Goals Made:	1, twice, last - B. Pritchard vs. VMI, 9/23
Field Goals Attempted:	2, B. Pritchard vs. Maine, 9/16
PATs Attempted:	5, B. Pritchard vs. VMI, 9/23
PATs Made:	5, B. Pritchard vs. VMI, 9/23
Punts:	8, B. Pritchard at Maryland, 9/2
Punting Yards:	267, B. Pritchard at Maryland, 9/2
Punting Average:	33.4, B. Pritchard at Maryland, 9/2
Punt Returns:	4, D. Cox vs. VMI, 9/23
Punt Return Yards:	42, D. Cox vs. VMI, 9/23
Kickoff Returns:	4, D. Holmes at Maryland, 9/2
Kickoff Return Yards:	90, D. Holmes at Maryland, 9/2
Kickoff Return Avg:	22.5, D. Holmes at Maryland, 9/2
Interceptions:	1, three times, last - Tre. McLaurin vs. VMI, 9/23
Interception Yards:	14, R. Riley vs. Maine, 9/16
Tackles:	10, J. Rutter vs. Maine, 9/16
Solo Tackles:	5, three times, last - A. Tracy vs. VMI, 9/23
Tackles for loss:	2.5, A. Tracy vs. VMI, 9/23
Sacks:	1.5, A. Tracy vs. VMI, 9/23
Pass Breakups:	3, D. Cox at Maryland, 9/2

Team Single-Game Highs

Pass Attempts:	44, vs. Maine, 9/16
Pass Completions:	25, at Maryland, 9/2
Passing Yards:	226, at Maryland, 9/2
Passing TDs:	2, at Maryland, 9/2; vs. VMI, 9/23
Yards Per Completion:	16.2, vs. VMI, 9/23
Rushing Attempts:	31, vs. VMI, 9/23
Rushing Yards:	262, vs. VMI, 9/23
Rushing TDs:	3, vs. VMI, 9/23
Yards Per Rush:	8.5, vs. VMI, 9/23
Total Yards:	472, vs. VMI, 9/23
Points Scored:	38, vs. VMI, 9/23
TDs Scored:	5, vs. VMI, 9/23
Total Plays:	70, at Maryland, 9/2
Field Goals Made:	1, vs. Maine, 9/16; vs. VMI, 9/23
Field Goals Attempted:	2, vs. Maine, 9/16
PATs Attempted:	5, vs. VMI, 9/23
PATs Made:	5, vs. VMI, 9/23
Punts:	10, at Maryland, 9/2
Punting Yards:	303, at Maryland, 9/2
Punting Average:	31.2, vs. Maine, 9/16
Punt Returns:	4, vs. VMI, 9/23
Punt Return Yards:	42, vs. VMI, 9/23
Kickoff Returns:	4, at Maryland, 9/2
Kickoff Return Yards:	90, at Maryland, 9/2
Kickoff Return Average:	22.5, at Maryland, 9/2
Interceptions:	1, at Maryland, 9/2; vs. Maine, 9/16; vs. VMI, 9/23
Interception Yards:	14, vs. Maine, 9/16
Forced Fumbles:	2, vs. VMI, 9/23
Fumble Return Yards:	none
Turnovers Gained:	4, at Maryland, 9/2
Turnovers Lost:	3, vs. VMI, 9/23
Sacks:	2, vs. Maine, 9/16; vs. VMI, 9/23
Sacks Allowed:	2, at Maryland, 9/2; vs. Maine, 9/16
First Downs:	25, vs. VMI, 9/23
Third Down Conv. %:	71.4 (5-7), vs. VMI, 9/23
Fourth Down Conversion %:	25.0 (1-4), vs. Maine, 9/16
Penalties:	4, vs. Maine, 9/16
Penalty Yards:	40, vs. Maine, 9/16
Possession Time:	31:27, at Maryland, 9/2

Game-By-Game Individual Highs

Opponent	Pass Att.	Pass Yards	Rushes	Rush. Yds	Receptions	Rec. Yds.	Tackles	TFLs	Sacks
at Maryland	31, Phillips	127, Phillips	17, Brooks	62, Brooks	5, Mack/McAulay	82, McAulay	8, Allen	1.0, five players	none
Maine	44, Phillips	184, Phillips	12, Brooks	29, Brooks	5, McAulay/Nicholas	53, McAulay	10, Rutter	1.0, Wright/O'Neill	1.0, Wright/O'Neill
VMI	17, Phillips	111, Phillipos	15, Brooks	146, Brooks	3, Nicholas/Mack	78, Nicholas	9, Tracy	2.5, Tracy	1.5, Tracy
Hofstra									
at UMass									
at Liberty									
at JMU									
Villanova									
at Towson									
at Delaware									
Richmond									



Opponent Highs / Long Plays

Opponent Individual Single-Game Highs

Pass Attempts:	15, S. Hollenbach (MD), 9/2; R. Whitcomb (UM), 9/16
Pass Completions:	9, S. Hollenbach (MD), 9/2; R. Whitcomb (UM), 9/16
Passing Yards:	127, S. Hollenbach (MD), 9/2
Passing TDs:	1, R. Whitcomb (UM), 9/16
Rushing Attempts:	26, S. Mizzer (VMI), 9/23
Rushing Yards:	101, S. Mizzer (VMI), 9/23
Rushing TDs:	2, L. Ball (MD), 9/2; R. Whitcomb (UM), 9/16
Receptions:	3, D. Oquendo (MD), 9/2; A. Gordon (UM), 9/16; T. Lloyd (VMI), 9/23
Receiving Yards:	55, D. Oquendo (MD), 9/2
Receiving TDs:	1, L. Williams (UM), 9/16
Total Offensive Yards:	164, S. Hollenbach (MD), 9/2
All Purpose Yards:	132, A. Gordon (UM), 9/16
Total Points:	12, L. Ball (MD), 9/2; R. Whitcomb (UM), 9/16
Points Kicking:	9, D. Ennis (MD), 9/2
Points Rushing:	12, L. Ball (MD), 9/2; R. Whitcomb (UM), 9/16
Points Receiving:	6, L. Williams (UM), 9/16
Field Goals Made:	2, D. Ennis (MD), 9/2; B. Way (VMI), 9/23
Field Goals Attempted:	2, D. Ennis (MD), 9/2; B. Way (VMI), 9/23
PATs Attempted:	3, D. Ennis (MD), 9/2; D. McNeil (UM), 9/16
PATs Made:	3, D. Ennis (MD), 9/2
Punts:	5, A. Peters (VMI), 9/23
Punting Yards:	209, A. Peters (VMI), 9/23
Punting Average:	46.2, A. Podlesh (MD), 9/2
Punt Returns:	3, D. Oquendo (MD), 9/2
Punt Return Yards:	17, D. Oquendo (MD), 9/2
Kickoff Returns:	3, L. Whetstone (UM), 9/16; T. Maypray (VMI), 9/23
Kickoff Return Yards:	58, T. Maypray (VMI), 9/23
Kickoff Return Average:	19.3, T. Maypray (VMI), 9/23
Interceptions:	1, M. Brown (VMI), 9/23
Interception Yards:	none
Tackles:	11, W. Jefferson (MD), 9/2
Solo Tackles:	6, W. Jefferson (MD), 9/2
Tackles for loss:	2.5, M. King (UM), 9/16
Sacks:	1.0, W. Jefferson and E. Henderson (MD), 9/2; M. King (UM), 9/16
Pass Breakups:	3, A. Goyins (UM), 9/16

Opponent Team Single-Game Highs

Pass Attempts:	20, Maryland, 9/2
Pass Completions:	9, Maryland, 9/2; Maine, 9/16
Passing Yards:	153, Maryland, 9/2
Passing TDs:	1, Maine, 9/16
Yards Per Completion:	17.0, Maryland, 9/2
Rushing Attempts:	51, VMI, 9/23
Rushing Yards:	213, Maryland, 9/2
Rushing TDs:	3, Maryland, 9/2
Yards Per Rush:	5.3, Maryland, 9/2
Total Yards:	366, Maryland, 9/2
Points Scored:	27, Maryland, 9/2
Touchdowns Scored:	3, Maryland, 9/2; Maine, 9/16
Total Plays:	63, Maine, 9/16
Field Goals Made:	2, Maryland, 9/2; VMI, 9/23
Field Goals Attempted:	2, Maryland, 9/2; VMI, 9/23
PATs Attempted:	3, Maryland, 9/2; Maine, 9/16
PATs Made:	3, Maryland, 9/2
Punts:	5, Maine, 9/16; VMI, 9/23
Punting Yards:	209, VMI, 9/23
Punting Average:	46.2, Maryland, 9/2
Punt Returns:	5, Maryland, 9/2
Punt Return Yards:	37, Maryland, 9/2
Kickoff Returns:	5, VMI, 9/23
Kickoff Return Yards:	87, VMI, 9/23
Kickoff Return Average:	17.4, VMI, 9/23
Interceptions:	1, VMI, 9/23
Interception Yards:	none
Forced Fumbles:	none
Fumble Return Yards:	none
Turnovers Gained:	3, VMI, 9/23
Turnovers Lost:	4, Maryland, 9/2
Sacks:	2, Maryland, 9/2; Maine, 9/16
Sacks Allowed:	2, Maine, 9/16
First Downs:	18, Maryland, 9/2
Third Down Conversion %:	38.5 (5-13, Maine, 9/16)
Fourth Down Conversion %:	100.0 (1-1), Maine, 9/16; VMI, 9/23
Penalties:	4, Maine, 9/16
Penalty Yards:	45, Maine, 9/16
Possession Time:	35:15, VMI, 9/23

Tribe Longest Plays of the Season

Rush:	25, E. Brooks vs. VMI, 9/23; D. Holmes vs. VMI, 9/23
Rushing TD:	20, E. Brooks vs. VMI, 9/23
Pass:	54, M. Potts to J. Nicholas vs. VMI, 9/23
Passing TD:	54, M. Potts to J. Nicholas vs. VMI, 9/23
Punt Return:	24, D. Cox vs. VMI, 9/23
Kickoff Ret:	32, D. Holmes at Maryland, 9/2
INT Return:	14, R. Riley vs. Maine, 9/16
Punt:	48, B. Pritchard at Maryland, 9/2
Field Goal:	30, B. Pritchard vs. VMI, 9/23
Drive:	81 yards, 4 plays, 1:52, TD, vs. VMI, 9/23

Opponent Longest Plays of the Season

Rush:	34, K. Lattimore (MD), 9/2
Rushing TD:	8, R. Whitcomb (UM), 9/16
Pass:	47, S. Hollenbach to L. Williams (MD), 9/2
Passing TD:	29, R. Whitcomb to L. Williams (UM), 9/16
Punt Return:	13, M. Arias (UM), 9/16
Kickoff Return:	25, T. Maypray (VMI), 9/23
INT Return:	none
Punt:	58, A. Podlesh (MD), 9/2
Field Goal:	40, B. Way (VMI), 9/23
Drive:	75 yards, 4 plays, 1:20, TD, Maryland, 9/2

Top Offensive Performances



Tribe's Top Offensive Performances

Top Passing Performances

1.	184	Jake Phillips vs. Maine	Sept. 16
2.	127	Jake Phillips at Maryland	Sept. 2
3.	111	Jake Phillips vs. VMI	Sept. 23
4.	99	Mike Potts vs. VMI	Sept. 23
	99	Mike Potts at Maryland	Sept. 2

Top Rushing Performances

1.	146	Elijah Brooks vs. VMI	Sept. 23
2.	62	Elijah Brooks at Maryland	Sept. 2
3.	59	DeBrian Holmes vs. VMI	Sept. 23
4.	29	Elijah Brooks vs. Maine	Sept. 16
5.	28	Tony Viola vs. VMI	Sept. 23
6.	26	DeBrian Holmes vs. Maine	Sept. 16
7.	15	D.J. McAulay vs. Maine	Sept. 16
8.	14	Elliott Mack vs. Maine	Sept. 16
9.	12	Jake Phillips at Maryland	Sept. 2
	12	Raphael Bynum vs. VMI	Sept. 23

Top Receiving Performances

1.	82	D.J. McAulay at Maryland	Sept. 2
2.	78	Joe Nicholas vs. VMI	Sept. 23
3.	54	Elliott Mack vs. VMI	Sept. 23
4.	53	D.J. McAulay vs. Maine	Sept. 16
5.	46	Joe Nicholas at Maryland	Sept. 2
	46	Joe Nicholas vs. Maine	Sept. 16
7.	29	Elijah Brooks at Maryland	Sept. 2
8.	26	Matt Trinkle vs. VMI	Sept. 23
	26	Elliott Mack at Maryland	Sept. 2
10.	25	R.J. Archer vs. Maine	Sept. 16

200-yard Passing Games

100-yard Rushing Games

- Elijah Brooks

100-yard Receiving Games



Jake Phillips



Elijah Brooks



Elliott Mack

Tribe's All-Time Top Offensive Performances

Top Passing Performances

1.	426	Dave Corley vs. Northeastern, 10/28/00
2.	406	Stan Yagiello vs. JMU, 9/28/85
3.	401	David Murphy at Marshall, 11/5/83
4.	399	Chris Garrity at ECU, 11/14/81
5.	385	Greg DeGennaro at Bucknell, 9/20/86
6.	383	Kenny Lambiotte vs. Colgate, 9/6/86
7.	381	Mike Cook at N. Iowa, 12/7/96*
8.	378	Lang Campbell vs. Northeastern, 10/2/04
9.	373	Mike Cook vs. UNH, 10/24/98
10.	368	Lang Campbell at Liberty, 10/9/04
11.	360	Dave Murphy vs. Rutgers, 10/22/83
12.	355	Lang Campbell at Delaware, 10/23/04
13.	352	Mike Cook at Ga. Southern, 9/6/97
14.	346	Dave Corley vs. VMI, 9/14/02
15.	345	Chris Hakel vs. Delaware, 9/14/91
	345	Stan Yagiello vs. Norfolk St., 9/14/85
17.	342	Lang Campbell vs. Delaware, 12/4/04*
18.	339	Mike Cook vs. Hampton, 10/31/98
19.	329	Chris Garrity vs. Richmond, 11/21/81
20.	326	Dave Corley vs. Delaware, 9/28/02

*NCAA Playoff Game

Top Rushing Performances

1.	257	Phil Mosser at Ohio Wes., 10/3/70
2.	219	Derek Fitzgerald vs. Penn., 10/14/95
3.	201	Alvin Porch at UConn., 10/18/97
4.	198	Jon Smith at UNH, 10/19/02
5.	189	Derek Fitzgerald at NU, 9/16/95
	189	Derek Fitzgerald vs. Villanova, 10/23/93
7.	186	Alvin Porch vs. Boston, 9/27/97
8.	183	Alvin Porch vs. Delaware, 11/2/96
9.	181	Robert Green at Navy, 9/21/91
10.	180	Robert Green at Citadel, 9/8/90
11.	177	Tyrone Shelton vs. ETSU, 11/4/89
	177	Hameen Ali vs. Delaware, 10/10/98
13.	173	Alvin Porch vs. Richmond, 11/15/97
14.	172	Bill Bowman vs. WFU, 9/19/53
15.	171	Jim Krui vs. Navy, 10/16/76
16.	170	Troy Keen at Furman, 9/17/94
17.	165	Robert Green vs. VMI, 10/13/90
18.	164	Tyrone Shelton at Furman, 11/3/90
	164	Keith Fimian vs. Virginia, 9/18/76
20.	159	Alvin Porch vs. JMU, 10/11/97

Top Receiving Performances

1.	244	Dominique Thompson at Delaware, 10/23/04
2.	240	David Conklin at VMI, 9/13/97
3.	226	Mike Sutton at Marshall, 11/5/83
4.	221	Dominique Thompson at LU, 10/9/04
5.	211	Kurt Wrigley vs. Richmond, 11/21/81
6.	198	Ron Gilliam vs. JMU, 9/28/85
7.	195	Chris Rosier at UConn., 10/18/97
8.	194	Rich Musinski vs. Delaware, 9/28/02
9.	191	Rich Musinski at URI, 10/25/03
10.	185	Dominique Thompson vs. UD, 12/4/04*
11.	184	Chris Rosier at URI, 10/7/00
12.	183	Glenn Bodnar at Colgate, 11/10/84
13.	182	Dave Szydluk vs. JMU, 9/28/85
14.	168	Chris Rosier at JMU, 10/28/00
15.	164	Rich Musinski vs. UNH, 9/29/01
16.	162	Dave Conklin vs. UConn., 11/14/98
17.	161	Rich Musinski at UMass, 9/1/01
18.	158	Harry Mehre vs. Lehigh, 9/17/88
19.	157	Corey Ludwig at Delaware, 9/11/93
	157	D. Thompson vs. Northeastern, 10/2/04

*NCAA Playoff Game



Scoring Drives Chart

William and Mary Scoring Drives

Opponent	Obtained	Plays	Yards	TOP	Result	Quarter	Play
Maryland	Fumble	9	56	2:43	TD	Second	Phillips 9-yard pass to Mack
Maryland	Punt	2	54	1:03	TD	Fourth	Potts 49-yard pass to McAulay
Maine	Fumble	10	31	3:13	FG	First	FG Pritchard 25 yards
Maine	Kickoff	9	74	4:31	TD	Third	Holmes 14-yard run
Maine	Punt	1	63	5:35	TD	Fourth	Phillips 8-yard pass to Nicholas
VMI	Fumble	5	46	2:20	TD	First	Brooks 20-yard run
VMI	Kickoff	5	66	1:44	TD	First	Brooks 16-yard run
VMI	Punt	2	26	0:57	TD	Second	Brooks 11-yard run
VMI	Interception	5	18	1:59	FG	Third	FG Pritchard 30 yards
VMI	Punt	2	40	1:07	TD	Third	Potts 32-yard pass to Mack
VMI	Punt	4	81	1:52	TD	Fourth	Potts 54-yard pass to Nicholas

The Last Time It Happened



Team

Shut out an opponent 56-0, vs. Liberty, 9/24/05
 Was shut out 0-14, at Delaware, 11/1/97
 Consecutive shutouts at Northeastern (32-0), at New Hampshire (39-0), 1995

Scored 60-69 points 62-31, vs. VMI, 9/14/02
 Scored 50-59 points 55-0, vs. Liberty, 9/24/05
 Consecutive 50+ games at Northeastern (53), vs. Villanova (51), 1993
 Consecutive 40+ games vs. LU (56), vs. UNH (42), vs. NU (44), vs. Towson (44), 2005

Passed for 400+ yards 426, vs. Northeastern, 10/28/00
 Allowed 400+ passing yards 489, at Western Michigan, 9/5/03

Passed for 300+ yards 359, vs. Northeastern, 10/15/05
 Allowed 300+ passing yards 325, at Villanova, 10/29/05

Rushed for 400+ yards 433, vs. Villanova, 10/23/99
 Allowed 400+ yards rushing 509, vs. Furman, 9/18/99

Rushed for 300+ yards 335, vs. Liberty, 9/24/05
 Rushed/Passed for 200+ yards vs. Towson (210 rush, 202 pass), 10/22/05

Had 600+ yds of total offense 635, vs. Liberty, 9/24/05
 Allowed 600+ yards of total off. 638, at Western Michigan, 9/6/03

Had 500-599 yds of total offense 500, vs. Delaware, 12/4/04
 Allowed 500-599 yards total off. 540, at Villanova, 10/29/05

Gained less than 100 yards total offense None post 1981
 Held opponent under 100 yards total offense. 82, at Bucknell, 9/21/96

Gained less than 50 rush yards 18, at Richmond, 11/19/05
 Held opponent under 50 rush yards -6, vs. Liberty, 9/24/05

Gained less than 50 pass yards 30, vs. Boston, 9/19/92
 Held opponent under 50 pass yards 44, vs. Rhode Island, 11/9/02

Intercepted five passes 5, vs. Pennsylvania, 10/14/95
 Had five passes intercepted 5, vs. Boston, 10/14/89

Scored a defensive touchdown 2, at Villanova (INT returns), 10/29/05
 Allowed a defensive touchdown at Villanova, 10/29/05

Scored a special teams touchdown vs. New Hampshire (Kickoff return), 10/8/05
 Allowed a special teams touchdown vs. Hampton (Kickoff return), 11/27/04

Scored defensive and special teams touchdowns at Richmond, 11/21/03

Recorded a safety vs. Villanova, 11/6/04
 Surrendered a safety vs. Delaware, 11/12/05

Won in overtime (2 OTs) 44-41, at Northeastern, 10/15/05
 Lost in overtime 31-34, at James Madison, 11/16/02
 Tied an opponent 31-31, at Princeton, 9/23/89

Individual

Passed for 400+ yds 426, D. Corley vs. Northeastern, 10/28/00
 Opponent passed for 400+ yards 450, C. Munson at Western Michigan, 9/6/03

Passed for 300+ yards 315, L. Campbell, vs. James Madison, 12/10/04
 Opponent passed for 300+ yards 325, F. Jankowski, at Villanova, 10/29/05

Passed for 200+ yards 289, J. Phillips, vs. Delaware, 11/12/05
 Opponent passed for 200+ yards 325, F. Jankowski, at Villanova, 10/29/05

Passed for 6 touchdowns S. Knight, vs. Maine, 11/6/93
 Opponent passed for 6 touchdowns C. Munson, at Western Michigan, 9/6/03

Passed for 4+ touchdowns 4, J. Phillips, at Northeastern, 10/15/05
 Opponent passed for 4+ touchdowns 6, C. Munson, at Western Michigan, 9/6/03

Completed 30+ attempts 30, L. Campbell, vs. James Madison, 12/10/04
 Opponent completed 30+ attempts 33, R. Santos, vs. New Hampshire, 10/8/05

QB pass/rush for 100 yards D. Corley (247 pass, 107 rush), at Villanova, 11/11/00
 Opponent QB pass/rush for 100 yards J. Eaton (128 pass, 106 rush), at Maine, 9/7/02

QB had 2 pass / 2 rush TDs L. Campbell (2 pass, 2 rush), at North Carolina, 9/4/04
 Opponent QB had 2 pass / 2 rush TDs J. Davis (2 pass, 3 rush), at Rhode Island, 9/17/05

Rushed for 200+ yards 201, A. Porch, at Connecticut, 10/18/97
 Had an opponent rush for 200+ yards 216, J. Watkins, at Appalachian State, 12/1/01

Rushed for 100+ yards 146, E. Brooks vs. VMI, 9/23/06
Had an opponent rush for 100+ yards 101, S. Mizzer, vs. VMI, 9/23/06

Two players rush for 100 yards Troy Keen (158) and Derek Fitzgerald (140), vs. URI, 10/7/95
 Two opponents rush for 100 yards R. McGill (133) and J. Lewis (123), at UNC, 9/4/04

Two players with 100 receiving yds J. Nicholas (121) and E. Mack (106), vs. UD, 11/12/05
 Two opponents with 100 receiving yards D. Boler (155) and J. Long (108), at UD, 10/23/04

Had 200+ yards receiving 244, D. Thompson, at Delaware, 10/23/04
 Opponent had 200+ yards receiving 206, C. Adams, vs. Hofstra, 10/6/01

Had 100+ yards receiving 121, J. Nicholas, 106, E. Mack, vs. Delaware, 11/12/05
 Opponent had 100+ yards receiving 182, J. Dieser, at Villanova, 10/29/05

Had 30+ carries 32, E. Brooks, vs. New Hampshire, 10/8/05
 Opponent had 30+ carries 34, M. Gibson, at Villanova, 10/29/05

Rushed for 4 touchdowns E. Brooks, vs. New Hampshire, 10/8/05
 Opponent rushed for 4 touchdowns J. Watkins, at Appalachian State, 12/1/01

Rushed for 3 touchdowns E. Brooks, vs. VMI, 9/23/06
Opponent rushed for 3 touchdowns S. Tutt, at Richmond, 11/19/05

Had 10+ receptions 11, J. Nicholas, vs. Delaware, 12/4/04
 Opponent had 10+ receptions 11, J. Dieser, at Villanova, 10/29/05

Had 3+ touchdown receptions 4, D. Thompson, at Delaware, 10/23/04
 Opponent had 3+ touchdown receptions 3, T. Hinshaw, at Central Florida, 9/23/00

Had TD Rushing/TD Receiving E. Brooks (3 rush, 1 receiving), vs. Liberty, 9/24/05
 Opponent had TD Rushing/TD Receiving A. Bradshaw (1 rush, 1 receiving), at Marshall, 9/1/05

Returned a kickoff for TD S. Cason, 92 yards, vs. New Hampshire, 10/8/05
 Had a kickoff returned for TD J. Mathis, 93 yards, vs. Hampton, 11/27/04

Returned a punt for TD M. Bobo, 69 yards, at Richmond, 11/21/03
 Had a punt returned for TD C. Thompson, 70 yards, vs. James Madison, 10/18/03

Returned a blocked punt for TD S. McDermott, 12 yards, at Rhode Island, 9/7/96
 Had a blocked punt returned for TD C. Curry, 0 yards, vs. Villanova, 11/11/00

Blocked a field goal B. Williamson, 39 att., vs. Villanova, 11/6/04
 Had a field goal blocked G. Kuehn, 28-yards, vs. New Hampshire, 10/8/05

Blocked a punt B. Burrow, vs. Delaware, 11/12/05
 Had a punt blocked M. Mesi, at Delaware, 10/23/04

Returned a fumble for TD A. O'Connor, 0 yards, at Rhode Island, 10/25/03
 Had a fumble returned for TD J. Couch, 70 yards vs. Marshall, 9/1/05

Had 2+ interceptions 2, J. Shaw, at Rhode Island, 9/17/05
 Opponent had 2+ interceptions 2, R. Badger, at Villanova, 10/29/05

Returned an INT for TD Tre. McLaurin (14 yards), J. Miller (80 yards), at Villanova, 10/29/05
 Had an INT returned for TD R. Badger, 15 yards, at Villanova, 10/29/05

Made 4 Field Goals B. Sterba, vs. Northeastern, 10/28/01
 Opponent made 4 Field Goals M. Husted, at Virginia, 10/24/92

Made 3 Field Goals G. Kuehn, vs. James Madison, 11/5/05
 Opponent made 3 Field Goals C. Onorato, vs. Hofstra, 11/1/03

Kicked a 50+ yard Field Goal 50, G. Kuehn, at Rhode Island, 9/17/05
 Opponent kicked a 50+ yard Field Goal 51, C. McCormack, vs. New Hampshire, 10/15/03

2-point run L. Campbell, vs. James Madison, 12/10/04
 Opponent 2-point run C. Cross, vs. Villanova, 11/27/01

2-point reception J. Nicholas, vs. Northeastern, 10/2/04
 Opponent 2-point reception J. Morgan, vs. Hampton, 11/27/04



Single-Game Records

Individual Records

Scoring

Most Points

36, Bill Palese vs. Bridgewater, 1931

Most Touchdowns

6, Bill Palese vs. Bridgewater, 1931

Most PATs

8, Greg Kuehn vs. Liberty, 2005

8, Greg Kuehn vs. VMI, 2002

8, Terry Regan vs. Davidson, 1972

Most Field Goals

4, Chris Dawson vs. Lehigh, 1992

4, Brian Shallcross vs. VU, 1995

4, Brett Sterba vs. Northeastern, 2000

Total Offense

Most Yards

454, David Corley vs. Northeastern, 2000

Rushing

Rush Attempts

37, Wes Meeteer vs. Davidson, 1969

37, Troy Keen vs. Northeastern, 1994

37, Derek Fitzgerald vs. Penn, 1995

Rushing Yards

257, Phil Mosser vs. Ohio Wesl., 1970

Passing

Pass Attempts

53, Lang Campbell vs. UD, 2004

52, Mike Cook vs. UNH, 1998

Completions

35, Dave Murphy vs. Rutgers, 1983

Passing Yards

426, David Corley vs. Northeastern, 2000

Touchdown Passes

6, Shawn Knight vs. Maine, 1993

Receiving

Receptions

13, Rich Musinski vs. URI, 2003

13, Glen Bodnar vs. Colgate, 1984

Receiving Yards

244, Dominique Thompson at UD, 2004

240, Dave Conklin vs. VMI, 1997

TD Receptions

4, Dominique Thompson at UD, 2004

4, Vito Ragazzo vs. WFU, 1949

4, Corey Ludwig vs. Maine, 1993

Sacks

3.5, Luke Cullinane vs. VU, 1996

Interceptions

4, Jack Bruce vs. Richmond, 1947

Individual Long Plays

Rush from scrimmage

95 yds, John Truehart vs. Elon, 1934

Pass Completion

87 yds, Lang Campbell to Dominique Thompson at Delaware, 2004

87 yds, Dan Henning to Tom Scott vs. Navy, 1961

Punt

77 yds, Russell Brown, 1972

77 yds, Joe Agee, 1975

77 yds, Jack Freeman, 1942

Punt Return

101 yds, Dale Worrall vs. Bridgewater, 1932

Kickoff Return

100 yds, Dick Pawlewicz vs. UVA, 1974

Run With Fumble

91 yds, Meb Davis vs. Columbia, 1926

Run with Interception

93 yds, Marvin Graham vs. Virginia Tech, 1946

Field Goal

53 yds, Steve Christie vs. ETSU, 1987

53 yds, Steve Christie vs. UVA, 1988

53 yds, Brett Sterba vs. Delaware, 2000

Team Records

Most Points Scored

95, vs. Bridgewater, 1931

Most Points Allowed

93, by Delaware, 1915

Most Yards Gained

681, vs. Richmond, 1991

Most Plays

100, vs. Virginia Tech, 1971

Rushing Yards

453, vs. Ohio Wesleyan, 1970

433, vs. Villanova, 1993

419, vs. Delaware, 1973

417, vs. Richmond, 1974

413, vs. VMI, 1993

Pass Attempts

55, vs. Virginia Tech, 1971

Pass Completions

35, vs. Rutgers, 1983

Passing Yards

498, vs. VMI, 1997

426, vs. Northeastern, 2000

414, vs. Miami (Ohio), 1982

412, vs. JMU, 1985

403, vs. East Carolina, 1981

First Downs

36, vs. VMI, 1991

36, vs. VMI, 1993

35, vs. Liberty, 2005

Most Interceptions

6, vs. Wake Forest, 1947

Best Defense Against the Run

-39 yds, vs. Colgate, 1988

-39 yds, vs. Villanova, 1996

-11 yds, Quantico, 1967

-6 yds, vs. Liberty, 2005

-6 yds, vs. Villanova, 1993

Best Defense Against the Pass

9 yds, vs. UMass, 1995

9 yds, vs. East Carolina, 1980

9 yds, vs. Appalachian State, 1976

10 yds, vs. Furman, 1999

11 yds, vs. VMI, 1993

Active players in bold.

Game-By-Game Results

Game 1

Maryland 27, William and Mary 14

College Park, Md. • Byrd Stadium • Sept. 2, 2006

COLLEGE PARK, Md. (9/2/06) -- On the strength of a strong offensive first half behind All-ACC quarterback Sam Hollenbach, Maryland knocked off William and Mary, 27-14, in the season-opener for both teams at Byrd Stadium.

Hollenbach completed 7-of-11 pass attempts for 149 yards in the opening half, and the Terrapins used two rushing scores by Lance Ball to build a commanding 24-7 lead at the break.

W&M bounced back with a solid defensive effort in the second half, limiting Maryland to 105 yards of total offense and only a third-quarter field goal, after the Terps churned out 261 yards in the opening half.

Junior Mike Potts highlighted an impressive fourth quarter for the Tribe, entering the game in the final period and completing 9-of-10 attempts for 99 yards and a touchdown.

Senior Elijah Brooks paced the Tribe's ground attack with 62 yards on 17 attempts, and sophomore D.J. McAulay led the receiving corps with 82 yards and a touchdown on five catches. Classmate Elliott Mack also pulled in five grabs for 26 yards, including a 12-yard touchdown reception from Jake Phillips in the second quarter.

Potts completed his first three attempts on his first turn with the offense, then hooked up with McAulay for a 49-yard touchdown pass on his second series to cut the deficit to 27-14 with 4:35 remaining.

Sophomore free safety Kevin Allen led the squad with eight total tackles, including five solo stops, and added his third-career interception in the first half. Sophomore Derek Cox recovered a fumble and registered three pass break-ups, while senior defensive end Josh Wright recovered a pair of Maryland fumbles.



Sophomore D.J. McAulay had five catches for 82 yards, both career-highs, at Maryland.

	1	2	3	4	Final
William and Mary	0	7	0	7	14
Maryland	14	10	3	0	27

Scoring Summary

Qtr	Team	Score	Time
1st	UM	Ball 2 run (Ennis kick)	8:04
	UM	Lattimore 1 run (Ennis kick)	3:56
2nd	UM	FG Ennis 39	12:19
	W&M	Mack 9 pass from Phillips (Pritchard kick)	7:16
	UM	Ball 3 run (Ennis kick)	0:53
3rd	UM	FG Ennis 25	11:13
4th	W&M	McAulay 49 pass from Potts (Pritchard kick)	4:35

	W&M	Maryland
First Downs	16	18
Rushes - Yards	29-84	40-213
Att-Cmp-Int	41-25-0	20-9-1
Pass Yards	226	153
Total Offense	310	366
Total Plays	70	60
Fumbles - Lost	0-0	3-3
3rd Down Conv.	4-15	2-10
Penalties - Yards	2-15	1-10
Sacks by - Yards	0-0	2-13
Time of Possession	31:27	28:33

Rushing - W&M: Brooks 17-62, Phillips 9-12, Holmes 3-10. **Maryland:** Ball 15-86 (2TD), Lattimore 13-89 (TD), Allen 6-25, Hollenbach 1-11, Humber 1-2, Heyward-Bey 1-1, Steffy 2-0.

Passing - W&M: Phillips 31-16-0 127 (TD), Potts 10-9-0 99 (TD). **Maryland:** Hollenbach 15-9-0 153, Steffy 5-0-1 0.

Receiving - W&M: McAulay 5-82 (TD), Mack 5-26 (TD), Nicholas 4-46, Brooks 4-29, Holmes 3-6, Archer 2-15, Trinkle 1-12, Atchison 1-10. **Maryland:** Oquendo 3-55, Williams 2-47, Allen 2-0, Haynos 1-49, Gronkowski 1-9.

Defense - W&M: Allen 8 (5 solo, TFL, INT), Rutter 7 (0.5 TFL, PBU), Wheeling 6 (4 solo, 0.5 TFL), Tracy 5 (TFL), O'Neill 5, Riley 3 (TFL), Cox 3 (3 PBU, FR), Wright 2 (TFL, 2 FR), Pigram 2 (TFL).

Attendance: 49,763; **Time:** 2:43; **Weather:** 69, partly cloudy

Game 2

Maine 20, William and Mary 17

Williamsburg, Va. • Zable Stadium • Sept. 16, 2006

WILLIAMSBURG (9/16/06) -- Maine quarterback Ron Whitcomb rushed for a pair of scores and passed for another to lead the Black Bears past William and Mary, 20-17, in an Atlantic 10 Conference game at Zable Stadium.

Whitcomb, who finished with 64 yards rushing on 21 attempts and 98 yards through the air on 9-of-15 passing, crossed the goal line for the second time on an 8-yard run to give Maine a commanding 20-3 lead in the third quarter.

Tribe quarterback Jake Phillips passed for 184 yards and a touchdown, completing 22 of his career-high 44 attempts. Joe Nicholas brought in five receptions for 46 yards and a touchdown, and DeBrian Holmes scored on a 14-yard run, finishing with 26 yards on four attempts.

W&M's offense came alive behind Phillips in the third, as the Tribe engineered a nine-play, 74-yard scoring drive. Phillips completed a lateral swing pass to Holmes, who finished the drive with a 14-yard scoring run to cut the deficit to 20-10.

Corner Richard Riley ended Maine's next drive with an interception near midfield, but the Tribe's offensive try stalled at the Maine 37-yard line.

Josh Wright came up with another big defensive play on the next series, sacking Whitcomb for a 3-yard loss on first down. Maine eventually was forced to punt, giving it back to W&M.

Consecutive completions by Phillips to R.J. Archer moved the Tribe inside the 20-yard line, and Phillips eventually connected with Nicholas on an 8-yard touchdown pass that trimmed the Maine lead to 20-17 with 8:30 remaining.

W&M had two more possessions in the final seven minutes, but the Tribe could only manage one more first down the rest of the way.

McAulay finished with five catches for 53 yards, and Archer recorded three receptions for 25 yards. Brooks led the Tribe rushing attack with 29 yards on 12 carries.

	1	2	3	4	Final
Maine	7	7	6	0	20
William and Mary	3	0	7	7	17

Scoring Summary

Qtr	Team	Score	Time
1st	W&M	FG Pritchard 25	10:24
	UM	Whitcomb 1 run (McNeill kick)	0:25
2nd	UM	Williams 29 pass from Whitcomb (McNeill kick)	10:52
3rd	UM	Whitcomb 8 run (McNeil kick failed)	10:20
	W&M	Holmes 14 run (Pritchard kick)	5:49
4th	W&M	Nicholas 8 pass from Phillips (Pritchard kick)	8:30

	Maine	W&M
First Downs	16	17
Rushes - Yards	48-166	25-95
Att-Cmp-Int	15-9-1	44-22-0
Pass Yards	98	184
Total Offense	264	279
Total Plays	63	69
Fumbles - Lost	4-1	1-0
3rd Down Conv.	5-13	8-18
Penalties - Yards	4-45	4-40
Sacks by - Yards	2-18	2-8
Time of Possession	31:47	28:13

Rushing - W&M: Brooks 12-29, Holmes 4-26 (TD), McAulay 1-15, Mack 1-14, Phillips 7-11. **Maine:** Gordon 23-100, Whitcomb 21-64 (2TD), Randall 1-5, TEAM 3-(-3).

Passing - W&M: Phillips 44-22-0 184 (TD), Archer 1-0-0. **Maine:** Whitcomb 15-9-1 98 (TD).

Receiving - W&M: McAulay 5-53, Nicholas 5-46 (TD), Archer 3-25, Holmes 3-9, Mack 2-18, Trinkle 2-5, Atchison 1-17, Brooks 1-11. **Maine:** Gordon 3-32, Williams 2-36 (TD), Pierre 2-22, Randall 1-8, Mulligan 1-0.

Defense - W&M: Rutter 10 (5 solo), Allen 8 (FF, 4 solo), Pigram 8, Wright 6 (Sack, PBU), O'Neill 5 (Sack, 4 solo), Larkins 5, Riley 5 (INT), Cox 2 (FR)

Attendance: 10,706; **Time:** 2:47; **Weather:** 70, overcast, light rain showers

Game 3

William and Mary 38, VMI 6

Williamsburg, Va. • Zable Stadium • Sept. 23, 2006

WILLIAMSBURG (9/23/06) -- Elijah Brooks rushed for 146 yards and three touchdowns to lead the Tribe past state-rival VMI, 38-6, at Zable Stadium.

W&M posted its 21st consecutive victory over VMI and snapped a six-game losing streak that dated back to the 2005 season.

Brooks recorded his sixth-career 100-yard rushing game and scored three rushing touchdowns for third time, as W&M ran for a season-high 262 yards. DeBrian Holmes added 59 yards rushing on only five carries, and the Tribe held a 472-243 advantage in total offense.

Barrett Way kicked a pair of field goals for VMI, hitting from 26 and 40 yards for the Keydets' only points of the game.

Jake Phillips completed 10 of 17 passing attempts for 111 yards, and Mike Potts threw for 99 yards and two touchdowns, on just 3-of-4 passing, after entering the contest in the third quarter.

Joe Nicholas led the Tribe receiving corps with 78 yards on three grabs, including a 54-yard scoring reception from Potts in the fourth quarter. Elliott Mack added 54 yards on three catches and had a 32-yard touchdown reception from Potts in the third quarter.

Redshirt freshman Adrian Tracy led the Tribe defense with nine stops, including 2.5 tackles for loss, all sacks, and forced a fumble, while Richard Riley added two unassisted stops behind the line of scrimmage. Trevor McLaurin had an interception, and T.J. O'Neill and Ryan Jones each recovered fumbles for the Tribe, which forced multiple turnovers for third time in three games. True freshman Max Harris had a pair of unassisted stops and forced a fourth-quarter VMI fumble.



Richard Riley celebrates after his 5-yard tackle for loss in the second quarter vs. VMI.

	1	2	3	4	Final
VMI	3	0	0	3	6
William and Mary	14	7	10	7	38

Scoring Summary

Qtr	Team	Score	Time
1st	W&M	Brooks 20 run (Pritchard kick)	11:26
	VMI	FG Way 26	5:12
2nd	W&M	Brooks 16 run (Pritchard kick)	3:28
	W&M	Brooks 11 run (Pritchard kick)	9:30
3rd	W&M	FG Pritchard 30	7:53
	W&M	Mack 32 pass from Potts (Pritchard kick)	4:07
4th	W&M	Nicholas 54 pass from Potts (Pritchard kick)	14:51
	VMI	FG Way 40	9:12

	VMI	W&M
First Downs	16	25
Rushes - Yards	51-163	31-262
Att-Cmp-Int	11-5-1	21-13-1
Pass Yards	80	210
Total Offense	243	472
Total Plays	62	52
Fumbles - Lost	4-2	2-2
3rd Down Conv.	2-12	5-7
Penalties - Yards	3-25	3-20
Sacks by - Yards	0-0	2-16
Time of Possession	35:15	24:45

Rushing - *W&M*: Brooks 15-146 (3 TD), Holmes 5-59, Viola 4-28, Bynum 1-12, McAulay 1-11, Nickerson 3-10, Phillips 2-(-4). *VMI*: Mizzer 26-101, Maypray 4-26, Smith 6-18, Hughes 10-9, Robinson 1-8, Mingus 1-4, Wilson 3-(-3).

Passing - *W&M*: Phillips 17-10-1 111, Potts 4-3-0 99 (2 TD). *VMI*: Hughes 9-4-1 72, Wilson 2-1-0 8.

Receiving - *W&M*: Nicholas 3-78 (TD), Mack 3-54 (TD), Trinkle 2-26, Archer 2-24, McAulay 2-12, Holmes 1-16. *VMI*: Lloyd 3-26, Gilliland 1-28, Robinson 1-26.


Defense - *W&M*: Tracy 9 (5 solo, 2.5 TFL, 1.5 sack, FF), Ndubueze 8, Tra. McLaurin 7, Allen 6, Riley 4 (2 solo TFL), O'Neill 3 (FR), Jones 3 (FR), Harris 2 (2 solo, FF), Tre. McLaurin 2 (INT).

Attendance: 10,208; **Time**: 2:28; **Weather**: 83, Mostly Cloudy, Humid

Tribe Honor Roll

2006 Quarterback Club Weekly Awards - VMI 9/23

Offense



Elijah Brooks, Sr., RB

Brooks rushed for a season-high 146 yards and three touchdowns on just 15 carries vs. VMI. He averaged 9.7 yards per carry to post his sixth-career 100-yard game and scored three rushing touchdowns for the third time at W&M.

Previous Winners

Maryland - Sept. 2

Cody Morris, Sr., OL


Team 310 yards of total offense

Maine - Sept. 16

Matt Trinkle, Sr., TE

2 rec., 5 yards

Defense



Adrian Tracy, RF, DE

Tracy was also named the A-10 Rookie of the Week after leading the Tribe with nine tackles, including five unassisted stops, and 2.5 tackles for loss. He recorded 1.5 quarterback sacks and also forced a fumble vs. VMI.

Previous Winners

Maryland - Sept. 2

Derek Cox, So., CB


3 TT, 3 PBU, fumble recovery

Maine - Sept. 16

Josh Wright, Sr., DE

6 TT, 2 solo, solo sack

Special Teams



Derek Cox, So., PR/DB

Cox returned for four punts vs. VMI for 42 yards, both career-highs, including a season and career-long 24-yard return. He also assisted on a tackle behind the line of scrimmage.

Previous Winners

Maryland - Sept. 2

DeBrian Holmes, So., KR/RB

4 KO returns for 90 yards, including long of 32 yards

Maine - Sept. 16

Drew Atchison, Jr., TE

1 rec., 17 yards

2006 William and Mary Football
 William and Mary Overall Team Statistics (as of Sep 24, 2006)
 All games

TEAM STATISTICS	WM	OPP

SCORING.....	69	53
Points Per Game.....	23.0	17.7
FIRST DOWNS.....	58	50
Rushing.....	27	34
Passing.....	31	13
Penalty.....	0	3
RUSHING YARDAGE.....	441	542
Yards gained rushing.....	489	627
Yards lost rushing.....	48	85
Rushing Attempts.....	85	139
Average Per Rush.....	5.2	3.9
Average Per Game.....	147.0	180.7
TDs Rushing.....	4	5
PASSING YARDAGE.....	620	331
Att-Comp-Int.....	106-60-1	45-23-3
Average Per Pass.....	5.8	7.4
Average Per Catch.....	10.3	14.4
Average Per Game.....	206.7	110.3
TDs Passing.....	5	1
TOTAL OFFENSE.....	1061	873
Total Plays.....	191	184
Average Per Play.....	5.6	4.7
Average Per Game.....	353.7	291.0
KICK RETURNS: #-YARDS.....	10-162	12-175
PUNT RETURNS: #-YARDS.....	6-60	7-50
INT RETURNS: #-YARDS.....	3-20	1-0
KICK RETURN AVERAGE.....	16.2	14.6
PUNT RETURN AVERAGE.....	10.0	7.1
INT RETURN AVERAGE.....	6.7	0.0
FUMBLES-LOST.....	3-2	11-6
PENALTIES-YARDS.....	9-75	9-80
Average Per Game.....	25.0	26.7
PUNTS-YARDS.....	15-456	14-540
Average Per Punt.....	30.4	38.6
Net punt average.....	27.1	34.3
TIME OF POSSESSION/GAME.....	28:08	31:52
3RD-DOWN CONVERSIONS.....	17/40	9/35
3rd-Down Pct.....	42%	26%
4TH-DOWN CONVERSIONS.....	1/5	2/2
4th-Down Pct.....	20%	100%
SACKS BY-YARDS.....	4-24	4-31
MISC YARDS.....	0	0
TOUCHDOWNS SCORED.....	9	6
FIELD GOALS-ATTEMPTS.....	2-3	4-4
PAT-ATTEMPTS.....	9-9	5-6
ATTENDANCE.....	20914	49763
Games/Avg Per Game.....	2/10457	1/49763
Neutral Site Games.....		0/0

SCORE BY QUARTERS	1st	2nd	3rd	4th	Total

William and Mary....	17	14	17	21	69
Opponents.....	24	17	9	3	53

2006 William and Mary Football
 William and Mary Overall Individual Statistics (as of Sep 24, 2006)
 All games

RUSHING	GP	Att	Gain	Loss	Net	Avg	TD	Long	Avg/G
Elijah Brooks	3	44	244	7	237	5.4	3	25	79.0
DeBrian Holmes	3	12	97	2	95	7.9	1	25	31.7
Tony Viola	3	4	28	0	28	7.0	0	11	9.3
D.J. McAulay	3	2	26	0	26	13.0	0	15	8.7
Jake Phillips	3	18	58	39	19	1.1	0	10	6.3
Elliott Mack	3	1	14	0	14	14.0	0	14	4.7
Raphael Bynum	3	1	12	0	12	12.0	0	12	4.0
Matt Nickerson	1	3	10	0	10	3.3	0	5	10.0
Total.....	3	85	489	48	441	5.2	4	25	147.0
Opponents.....	3	139	627	85	542	3.9	5	34	180.7

PASSING	GP	Effic	Att-Cmp-Int	Pct	Yds	TD	Lng	Avg/G
Jake Phillips	3	96.76	91-48-1	52.7	422	2	23	140.7
Mike Potts	2	275.23	14-12-0	85.7	198	3	54	99.0
R.J. Archer	3	0.00	1-0-0	0.0	0	0	0	0.0
Total.....	3	119.42	106-60-1	56.6	620	5	54	206.7
Opponents.....	3	106.90	45-23-3	51.1	331	1	47	110.3

RECEIVING	GP	No.	Yds	Avg	TD	Long	Avg/G
Joe Nicholas	3	12	170	14.2	2	54	56.7
D.J. McAulay	3	12	147	12.2	1	49	49.0
Elliott Mack	3	10	98	9.8	2	32	32.7
R.J. Archer	3	7	64	9.1	0	20	21.3
DeBrian Holmes	3	7	31	4.4	0	16	10.3
Matt Trinkle	3	5	43	8.6	0	14	14.3
Elijah Brooks	3	5	40	8.0	0	12	13.3
Drew Atchison	3	2	27	13.5	0	17	9.0
Total.....	3	60	620	10.3	5	54	206.7
Opponents.....	3	23	331	14.4	1	47	110.3

PUNT RETURNS	No.	Yds	Avg	TD	Long
Derek Cox	6	60	10.0	0	24
Total.....	6	60	10.0	0	24
Opponents.....	7	50	7.1	0	13

INTERCEPTIONS	No.	Yds	Avg	TD	Long
Trevor McLaurin	1	6	6.0	0	6
Richard Riley	1	14	14.0	0	14
Kevin Allen	1	0	0.0	0	0
Total.....	3	20	6.7	0	14
Opponents.....	1	0	0.0	0	0

KICK RETURNS	No.	Yds	Avg	TD	Long
DeBrian Holmes	8	144	18.0	0	32
Raphael Bynum	1	6	6.0	0	6
Elijah Brooks	1	12	12.0	0	12
Total.....	10	162	16.2	0	32
Opponents.....	12	175	14.6	0	25

FUMBLE RETURNS	No.	Yds	Avg	TD	Long
Total.....	0	0	0.0	0	0
Opponents.....	0	0	0.0	0	0

2006 William and Mary Football
William and Mary Overall Individual Statistics (as of Sep 24, 2006)
All games

SCORING	TD	FGs	----- PATs -----					Points	
			Kick	Rush	Rcv	Pass	DXP		Saf
Elijah Brooks	3	0-0	0-0	0-0	0	0-0	0	0	18
Blair Pritchard	0	2-3	9-9	0-0	0	0-0	0	0	15
Elliott Mack	2	0-0	0-0	0-0	0	0-0	0	0	12
Joe Nicholas	2	0-0	0-0	0-0	0	0-0	0	0	12
D.J. McAulay	1	0-0	0-0	0-0	0	0-0	0	0	6
DeBrian Holmes	1	0-0	0-0	0-0	0	0-0	0	0	6
Total.....	9	2-3	9-9	0-0	0	0-0	0	0	69
Opponents.....	6	4-4	5-6	0-0	0	0-0	0	0	53

TOTAL OFFENSE	G	Plays	Rush	Pass	Total	Avg/G
Jake Phillips	3	109	19	422	441	147.0
Elijah Brooks	3	44	237	0	237	79.0
Mike Potts	2	14	0	198	198	99.0
DeBrian Holmes	3	12	95	0	95	31.7
Tony Viola	3	4	28	0	28	9.3
D.J. McAulay	3	2	26	0	26	8.7
Elliott Mack	3	1	14	0	14	4.7
Raphael Bynum	3	1	12	0	12	4.0
Matt Nickerson	1	3	10	0	10	10.0
Total.....	3	191	441	620	1061	353.7
Opponents.....	3	184	542	331	873	291.0

FIELD GOALS	FGM-FGA	Pct	01-19	20-29	30-39	40-49	50-99	Lg	Blk
Blair Pritchard	2-3	66.7	0-0	1-1	1-2	0-0	0-0	30	0

FG SEQUENCE	William and Mary	OPPONENTS
Maryland	-	(39),(25)
MAINE	(25),38	-
VMI	(30)	(26),(40)

Numbers in (parentheses) indicate field goal was made.

PUNTING	No.	Yds	Avg	Long	TB	FC	I20	Blkd
Blair Pritchard	13	420	32.3	48	0	0	1	1
TEAM	1	0	0.0	0	0	0	0	0
Corey Davis	1	36	36.0	36	0	0	0	0
Total.....	15	456	30.4	48	0	0	1	1
Opponents.....	14	540	38.6	58	2	0	5	0

KICKOFFS	No.	Yds	Avg	TB	OB
Blair Pritchard	14	710	50.7	2	0
Total.....	14	710	50.7	2	0
Opponents.....	13	752	57.8	3	0

2006 William and Mary Football
 William and Mary Overall Individual Statistics (as of Sep 24, 2006)
 All games

ALL PURPOSE	G	Rush	Rec	PR	KOR	IR	Tot	Avg/G
Elijah Brooks	3	237	40	0	12	0	289	96.3
DeBrian Holmes	3	95	31	0	144	0	270	90.0
D.J. McAulay	3	26	147	0	0	0	173	57.7
Joe Nicholas	3	0	170	0	0	0	170	56.7
Elliott Mack	3	14	98	0	0	0	112	37.3
R.J. Archer	3	0	64	0	0	0	64	21.3
Derek Cox	3	0	0	60	0	0	60	20.0
Matt Trinkle	3	0	43	0	0	0	43	14.3
Tony Viola	3	28	0	0	0	0	28	9.3
Drew Atchison	3	0	27	0	0	0	27	9.0
Jake Phillips	3	19	0	0	0	0	19	6.3
Raphael Bynum	3	12	0	0	6	0	18	6.0
Richard Riley	3	0	0	0	0	14	14	4.7
Matt Nickerson	1	10	0	0	0	0	10	10.0
Trevor McLaurin	3	0	0	0	0	6	6	2.0
Total.....	3	441	620	60	162	20	1303	434.3
Opponents.....	3	542	331	50	175	0	1098	366.0

2006 William and Mary Football
 William and Mary Overall Defensive Statistics (as of Sep 24, 2006)
 All games

DEFENSIVE LEADERS	GP	-----Tackles-----			TFL/Yds	-Sacks-	---Pass Def---			-Fumbles-		Blkd	
		Solo	Ast	Total			No-Yds	Int-Yds	BrUp	QBH	Rcv-Yds	FF	Kick
36 Kevin Allen	3	12	10	22	1.0-2	.	1-0	.	.	.	1	.	.
44 Josh Rutter	3	6	14	20	0.5-1	.	.	1
97 Adrian Tracy	3	9	9	18	3.5-15	1.5-13	.	1	.	.	1	.	.
52 Travis McLaurin	3	3	10	13	.	.	.	1
39 T.J. O'Neill	3	7	6	13	1.0-5	1.0-5	.	.	.	1-0	.	.	.
40 Chris Ndubueze	3	5	8	13
21 Michael Pigram	3	5	7	12	1.5-2
24 Richard Riley	3	7	5	12	3.0-14	.	1-14
8 Alan Wheeling	3	6	4	10	0.5-1
94 Josh Wright	3	4	5	9	2.5-8	1.5-6	.	1	.	2-0	.	.	.
19 David Caldwell	3	4	5	9
95 Cort. Herbert	3	2	5	7
23 Trevor McLaurin	3	4	3	7	0.5-2	.	1-6
37 Derek Cox	3	3	3	6	0.5-2	.	.	3	.	2-0	.	.	.
99 Josh Larkins	3	3	3	6
77 B. Williamson	3	1	4	5	0.5-0
22 David Houff	3	3	2	5
93 Sean Lissemore	2	.	5	5
35 Ryan Horvath	1	2	2	4
96 Daniel Pulley	1	.	3	3
49 Raphael Bynum	3	3	.	3
92 Ryan Jones	1	.	3	3	1-0	.	.	.
98 Rob Varno	3	1	1	2
41 Shel. Alexander	3	2	.	2
31 Max Harris	2	2	.	2	1	.	.
50 Todd Reyher	3	.	1	1
67 Brent Cochran	3	.	1	1
42 Fred Johnson	3	.	1	1
91 Blair Pritchard	3	1	.	1
Total.....	3	95	120	215	15-52	4-24	3-20	7	.	6-0	3	.	.
Opponents.....	3	98	86	184	8-40	4-31	1-0	16	1	2-0	.	1	.