



# WILLIAM & MARY

GAME 5: at #10 Massachusetts • Saturday, Oct. 7, 2006 • 1 p.m. • McGuirk Alumni Stadium • Amherst, Mass.



## Game Day Information

WILLIAM AND MARY "TRIBE" (1-3, 0-2 A-10) at #10 MASSACHUSETTS "MINUTEMEN" (3-1, 1-0 A-10)

Kickoff: 1 p.m., Saturday, Oct. 7, 2006

Site: Warren P. McGuirk Alumni Stadium (17,000, FieldTurf)

Internet: Saturday's game will feature live streaming video for FREE on UMassAthletics.com.

Radio: 12 p.m. - Prudential McCardle Pre-Game Show on The Tide, WBACH and TribeAthletics.com; 12:30 - "The Game Day Show with Jay Colley and Bob Sheeran" across the William and Mary Bookstore Radio Network. For a complete listing of the Tribe Football Radio Network, see the next page.

All-Time Series: Massachusetts leads, 5-4 (See page four)

Last Meeting: Massachusetts won, 24-14, on Oct. 11, 2003 in Williamsburg.

## First and 10

William and Mary visits Massachusetts on Saturday afternoon in search of its first Atlantic 10 victory of the season. UMass leads the all-time series, 5-4, but the teams haven't met since the Minutemen earned a 24-14 victory in Williamsburg in 2003. The Tribe will be facing its first ranked opponent of the season, as UMass holds a No. 10 billing in the Sports Network I-AA Top 25. UMass is one of five nationally-ranked opponents remaining on the College's 2006 schedule. The Tribe is coming off a tough, 16-14 defeat to Hofstra at Zable Stadium on Saturday afternoon, which marked W&M's sixth consecutive loss in conference play. Hofstra kicker Rob Zarrilli's third field goal with 7:20 remaining proved to be the difference, sending W&M to four-straight home A-10 losses, which have come by a combined seven points. UMass was idle last week after posting a 48-7 victory over Stony Brook on Sept. 23. The Minutemen won their conference opener, 31-21, at Villanova on Sept. 16, while UMass' only loss came at the hands of Division I-A Navy, 21-20, on Sept. 9. Head coach Don Brown is in his third season, after serving as the head man at Northeastern from 2000 to 2003. Brown, the defensive coordinator of the '98 UMass National Championship team, is 16-10 since taking over in Amherst.

### 2006 Tribe's Schedule

| Date          | Opponent                     | Score/Time       |
|---------------|------------------------------|------------------|
| Sept. 2       | at Maryland                  | L/27-14          |
| Sept. 16      | MAINE*                       | L/20-17          |
| Sept. 23      | VMI                          | W/38-6           |
| Sept. 30      | HOFSTRA*                     | L/16-14          |
| <b>Oct. 7</b> | <b>at #10 Massachusetts*</b> | <b>1:00 p.m.</b> |
| Oct. 14       | at Liberty                   | 1:00 p.m.        |
| Oct. 21       | at James Madison*            | 3:00 p.m.        |
| Oct. 28       | VILLANOVA*                   | 1:00 p.m.        |
| Nov. 4        | at Towson*                   | 1:00 p.m.        |
| Nov. 11       | at Delaware*                 | 1:00 p.m.        |
| Nov. 18       | RICHMOND*                    | 1:00 p.m.        |

\*A-10 conference game

### 2006 Minutemen's Schedule

| Date          | Opponent                 | Score/Time       |
|---------------|--------------------------|------------------|
| Sept. 2       | COLGATE                  | W/28-7           |
| Sept. 9       | at Navy                  | L/21-20          |
| Sept. 16      | at Villanova*            | W/31-21          |
| Sept. 23      | STONY BROOK              | W/48-7           |
| <b>Oct. 7</b> | <b>WILLIAM AND MARY*</b> | <b>1:00 p.m.</b> |
| Oct. 14       | at Towson*               | 3:00 p.m.        |
| Oct. 21       | RHODE ISLAND*            | 1:00 p.m.        |
| Oct. 28       | at Northeastern          | 1:00 p.m.        |
| Nov. 4        | at New Hampshire*        | 12:00 p.m.       |
| Nov. 11       | MAINE*                   | 12:00 p.m.       |
| Nov. 18       | HOFSTRA*                 | 12:00 p.m.       |

\*A-10 conference game

## The Coaches

### Jimmye Laycock

Alma Mater, Year: William and Mary, 1970  
 W&M Record: 176-122-2 (27th season)  
 Career Record: Same  
 Career vs. UMass: 4-5

### Don Brown

Alma Mater, Year: Norwich, 1977  
 UMass Record: 16-10 (Third season)  
 Career Record: 68-36 (10th season)  
 Career vs. W&M: 1-2 (w/ Northeastern)

## In The Spotlight



### #24, RICHARD RILEY SENIOR, DEFENSIVE BACK

Senior Richard Riley is this week's featured student-athlete "In The Spotlight". (Page 13)

## Table of Contents

|   |       |
|---|-------|
| Media Information .....                   | 2     |
| W&M Football Radio Network.....           | 2     |
| W&M Sports Information Staff.....         | 2     |
| Projected Depth Charts .....              | 3     |
| Tale of the Tape .....                    | 3     |
| This Week's Opponent: Massachusetts ..... | 4     |
| W&M Football Quick Facts.....             | 4     |
| W&M Football Game Notes .....             | 5     |
| The Tribe in 2006.....                    | 5     |
| Scouting the 2006 Opponents.....          | 5     |
| Atlantic 10 Information.....              | 6-7   |
| Tribe Football Record Watch .....         | 8-9   |
| I-AA National Rankings .....              | 10    |
| Tribe Football Honor Roll.....            | 11    |
| Head Coach Jimmye Laycock .....           | 12    |
| The Laycock Football Center .....         | 13    |
| In The Spotlight: Richard Riley .....     | 14    |
| W&M Football Rosters.....                 | 15-16 |
| Game-by-Game Starters .....               | 17    |
| Tribe in the Red Zone.....                | 17    |
| W&M Single-Game Highs .....               | 18    |
| Opponent Single-Game Highs.....           | 19    |
| Long Plays of the Season.....             | 19    |
| Top Offensive Performances .....          | 20    |
| Scoring Drives Chart.....                 | 21    |
| The Last Time It Happened .....           | 22    |
| W&M Single-Game Records .....             | 23    |
| Game-by-Game Results .....                | 24    |
| Quarterback Club Awards.....              | 26    |
| 2006 Statistics.....                      | 27    |



# For The Media

## W&M Media Relations Staff

Pete Clawson (Primary Football Contact)  
Assistant A.D., Media Relations  
(O) 757-221-3369 (E) pmclaw@wm.edu

Mark Hoskins (Secondary Football Contact)  
Assistant to the Director  
(O) 757-221-3344 (E) mjhosk@wm.edu

Kris Sears (Associate SID)  
(O) 757-221-3368 (E) kasear@wm.edu

Rob Turner (Associate SID)  
(O) 757-221-3370 (E) rrturn@wm.edu

Jake Skipper (Intern)  
(O) 757-221-3344 (E) jskip@wm.edu

**Zable Stadium Press Box Phone:** 757-221-3414

**Sports Information Fax:** 757-221-3412

**Web Site:** www.TribeAthletics.com

### Mailing Address:

P.O. Box 399  
Williamsburg, VA 23187

## Weekly Atlantic 10 Coaches Call

Every Monday from Aug.28-Nov. 20, the Atlantic 10 will conduct a teleconference from 10:00-12:10pm (eastern time) with each of its head football coaches. Each coach will have a 10-minute slot to discuss his team and answer questions from the media. Members of the media are strongly encouraged to participate in the questioning. For the access number, contact Pete Clawson or Stephen Haug in the Atlantic 10 communications office at (215) 545-6678.

10:00 Atlantic 10 update  
10:10 Dave Clawson, Richmond  
**10:20 Jimmye Laycock, William & Mary**  
10:30 Andy Talley, Villanova  
10:40 Rocky Hager, Northeastern  
10:50 Mickey Matthews, James Madison  
11:00 Jack Cosgrove, Maine  
11:10 Don Brown, Massachusetts  
11:20 Tim Stowers, Rhode Island  
11:30 K.C. Keeler, Delaware  
11:40 Sean McDonnell, New Hampshire  
11:50 Dave Cohen, Hofstra  
12:00 Gordy Combs, Towson

## A-10 Press Box Phone Numbers

|               |                           |
|---------------|---------------------------|
| Delaware      | 302-831-6199/302-831-2186 |
| Hofstra       | 516-463-5247              |
| James Madison | 540-568-6521              |
| Maine         | 207-581-1049              |
| Massachusetts | 413-545-3550              |
| New Hampshire | 603-862-2585              |
| Northeastern  | 617-566-5956              |
| Rhode Island  | 401-874-4616              |
| Richmond      | 804-355-6110              |
| Towson        | 410-704-3102              |
| Villanova     | 610-519-5290              |

## Interviews

All requests for interviews must be directed through the Sports Information Office. Players are available Monday morning until noon Thursday. Please call either Pete Clawson, or Mark Hoskins, with interview requests.

## Weekly Press Conference

A press conference with head coach Jimmye Laycock will be held every Tuesday at noon at the Hospitality House in Williamsburg. Lunch is served around noon, followed by opening remarks and a question and answer session with Coach Laycock. Interviews with selected players will follow the luncheon. Please confirm your attendance with Pete Clawson in the Sports Information Office at least 24 hours in advance.

## Game Credentials

Please make all press and photo requests at least one week in advance. Tickets and parking passes can be mailed with one week's notice. If not, tickets can be picked up, with proper credentials, at the Will Call Window at Zable Stadium on the morning of the game.

## Press Parking

Parking for members of the working press is available just southeast of Zable Stadium in front of the University Center. Parking is limited and media members are encouraged to arrive early.

## Photographers

Please observe the NCAA rules, which prohibit photographers between the 25 yard lines.

## Press Box Services

Located atop the East grandstand of Zable Stadium at Cary field, the press box officially opens two hours prior to kickoff. Pregame notes, flip cards and programs will be available prior to the start. Complete halftime statistics, as well as final team and individual statistics, are available immediately following the game.

## Radio

Visiting radio lines may be rented through the Sports Information Office at a cost of \$75 per line. The radio booth for the visiting team is located at the south end of the press box on the lower level. Radio stations should make arrangements with the Sports Information Office at least a month in advance. Requests for the line will be honored on a first-come, first-served basis.

## Visiting Film Crews

Space will be allotted in the West Press Box for film and video crews of visiting teams' coaches' shows. We will provide two spots per team.

## Post-Game Procedures

Head coach Jimmye Laycock and the visiting coach will be available about 10 minutes after the game in an interview area located directly below the press box. Individual W&M players' names should be given to Pete Clawson during the fourth quarter and they will be made available in the interview room.

## The William and Mary Football Radio Network

The W&M Athletics Department announced a new partnership for the Tribe Radio Network. The Notice of Intent to Award issued by the College designates two local stations, 92.3 FM "The Tide" and 107.9 FM "WBACH", as the network's Co-Flagships for the coming athletics season.

"We are extremely excited to be teaming up with Tribe Athletics," said Tom Davis, the President of Davis Media LLC. "We look forward to enhancing the broadcasts and broadening the reach of the games to the many fans throughout Tidewater Virginia."

The new partnership provides the College with solid coverage of the peninsula, as the station's combined footprint reaches from eastern areas of Richmond to the western parts of Norfolk. Tribe fans in Richmond will also be able to catch the action on 1450AM WCLM, which returns for its second season as an affiliate. Also, as usual, long-standing network member WBRG, AM 1050 of Lynchburg is back to carry all the action for 2006.

In addition to the radio coverage, all broadcasts can be heard live on the web at [www.TribeAthletics.com](http://www.TribeAthletics.com).

Despite the new locations on the dial, the College's long-standing broadcast team of team of Jay Colley and Bob Sheeran remain in place to deliver all the action of Tribe football over the airwaves.

### William and Mary Radio Network Affiliates

|            |          |              |
|------------|----------|--------------|
| "The Tide" | 92.3 FM  | Williamsburg |
| WBACH      | 107.9 FM | Williamsburg |
| WBRG       | 1050 AM  | Lynchburg    |
| WCLM       | 1450 AM  | Richmond     |





# Depth Charts

## Tribe Offense Depth Chart

| Pos. | No. | Name           | Elg. | Ht.  | Wt. | Note  |
|------|-----|----------------|------|------|-----|---|
| WR   | 2   | Elliott Mack   | SO   | 6-0  | 195 | Three catches for 54 yards, including 32-yard TD, vs. VMI |
|      | 4   | D.J. McAulay   | SO   | 5-11 | 180 | Hauled in 46-yard catch on first snap vs. Hofstra         |
| LT   | 67  | Brent Cochran  | JR   | 6-5  | 300 | Has started 13 consecutive games at tackle                |
|      | 78  | Chris Ilardo   | RF   | 6-3  | 316 | Red-shirted last year; Saw action vs. VMI                 |
| LG   | 72  | Justin Oliver  | JR   | 6-4  | 295 | First four career starts have come in 2006                |
|      | 56  | C.J. Muse      | RF   | 6-4  | 305 | Saw playing time in second half vs. VMI                   |
| C    | 68  | Cody Morris    | SR   | 6-4  | 285 | Preseason All-American with 29 consecutive starts on OL   |
|      | 51  | Tim Kelley     | JR   | 6-2  | 316 | Saw extended playing time in second half vs. VMI          |
| RG   | 53  | Luke Hiteshew  | SO   | 6-1  | 295 | First four career starts have come in 2006                |
|      | 75  | Eric O'Brien   | SO   | 6-1  | 270 | Saw first offensive snaps vs. VMI                         |
| RT   | 71  | Brad Stewart   | JR   | 6-3  | 300 | Has started 14 consecutive games at right tackle          |
|      | 79  | Michael Grant  | SO   | 6-5  | 300 | Reserve tackle, seen game action on special teams         |
| TE   | 85  | Matt Trinkle   | SR   | 6-5  | 260 | Two catches for 26 yards vs. VMI                          |
|      | 86  | Drew Atchison  | JR   | 6-7  | 250 | First-career touchdown catch (10 yards) vs. Hofstra       |
| WR   | 27  | Joe Nicholas   | JR   | 6-3  | 210 | Sixth in A-10 in receiving yards per game (60.0)          |
|      | 16  | R.J. Archer    | RF   | 6-2  | 205 | Has at least one catch in all four games                  |
| QB   | 18  | Jake Phillips  | SO   | 6-3  | 225 | Season-high 189 yards passing and two TDs vs. Hofstra     |
|      | 10  | Mike Potts     | JR   | 6-4  | 220 | Threw for 99 yards and two TDs on 3-of-4 passing vs. VMI  |
| TB   | 9   | Elijah Brooks  | SR   | 5-9  | 215 | Sixth in the A-10 in rushing yards per game (79.0)        |
|      | 28  | DeBrian Holmes | SO   | 5-9  | 185 | Had 25-yard run vs. VMI, finished with 59 yards on 5 att. |
| FB   | 49  | Raphael Bynum  | RF   | 5-9  | 225 | Made first-career start at FB vs. Hofstra                 |
|      | 5   | Tony Viola     | JR   | 6-1  | 217 | Season-high 28 yards on four carries vs. VMI              |

## Tribe Defense Depth Chart

| Pos. | No. | Name              | Elg. | Ht.  | Wt. | Note  |
|------|-----|-------------------|------|------|-----|---|
| DE   | 97  | Adrian Tracy      | RF   | 6-4  | 235 | Career-high 10 TT, two solo TFL, including sack, vs. HU   |
|      | 39  | T.J. O'Neill      | JR   | 6-1  | 241 | Two tackles and fumble recovery vs. Hofstra               |
| DT   | 77  | Brian Williamson  | SR   | 6-3  | 290 | Six TT, including two solo and an assist on TFL, vs. HU   |
|      | 93  | Sean Lissemore    | RF   | 6-4  | 245 | Tallied four assisted tackles vs. VMI                     |
| DT   | 95  | Cortenous Herbert | RF   | 6-3  | 260 | Solo quarterback sack and blocked FG attempt vs. HU       |
|      | 99  | Josh Larkins      | SO   | 6-2  | 320 | Recorded five TT, including three solos, vs. Maine        |
| DE   | 94  | Josh Wright       | SR   | 6-3  | 245 | Forced a fumble and had six tackles vs. Hofstra           |
|      | 92  | Ryan Jones        | JR   | 6-3  | 260 | Recovered fourth-quarter fumble vs. VMI                   |
| ILB  | 52  | Travis McLaurin   | SR   | 5-11 | 240 | Made first start since 2004 vs. Hofstra with five tackles |
|      | 35  | Ryan Horvath      | JR   | 6-1  | 235 | Four tackles in second half vs. VMI with two solos        |
| OLB  | 21  | Michael Pigram    | SO   | 5-10 | 218 | Career-high 10 TT, with nine unassisted, vs. Hofstra      |
|      | 40  | Chris Ndubueze    | SR   | 6-1  | 230 | Five total tackles vs. Hofstra with one pass break-up     |
| OLB  | 23  | Trevor McLaurin   | SR   | 5-11 | 236 | Recorded second-career INT and 6-yard return vs. VMI      |
|      | 50  | Todd Reyher       | SO   | 6-0  | 215 | One assist vs. VMI; Seen action in all four games         |
| CB   | 24  | Richard Riley     | SR   | 6-2  | 190 | Three tackles and pass break-up vs. Hofstra               |
|      | 31  | Max Harris        | FR   | 5-10 | 175 | Forced fumble vs. VMI in second career game               |
| SS   | 36  | Kevin Allen       | SO   | 6-3  | 205 | Four TT, including two solos, and two PBUs vs. Hofstra    |
|      | 41  | Sheldon Alexander | RF   | 6-1  | 205 | Made first career start at Maryland; One solo tackle      |
| FS   | 8   | Alan Wheeling     | SR   | 5-9  | 180 | Season-high seven tackles vs. Hofstra                     |
|      | 22  | David Houff       | SO   | 6-1  | 185 | Seen action on special teams in all four games; 6 TT      |
| CB   | 37  | Derek Cox         | SO   | 6-1  | 185 | Five unassisted tackles and a pass break-up vs. Hofstra   |
|      | 19  | David Caldwell    | FR   | 5-11 | 200 | Five TT, including two solo tackles, vs. VMI              |

## Tribe Special Teams Depth Chart

| Pos.  | No. | Name             | Elg. | Ht.  | Wt. | Note  |
|-------|-----|------------------|------|------|-----|---|
| PK/KO | 91  | Blair Pritchard  | SR   | 5-11 | 235 | Converted 11 of 11 point-after attempts this season         |
|       | 87  | David Miller     | FR   | 6-0  | 170 | True freshman, Top-60 recruit in VA by <i>Roanoke Times</i> |
| P     | 91  | Blair Pritchard  | SR   | 5-11 | 235 | Five punts for 230 yards, season-high 46.0 avg. on Sat.     |
|       | 15  | Corey Davis      | SR   | 6-1  | 200 | Attempted Tribe's first punt at Maryland for 36 yards       |
| HO    | 14  | Christian Taylor | SR   | 6-3  | 205 | Reliable holder on all of team's place-kicks in '05 and '06 |
|       | 16  | R.J. Archer      | RF   | 6-2  | 195 | Directed scout team offense in 2005                         |
| LS    | 94  | Josh Wright      | SR   | 6-3  | 245 | Reliable veteran on special teams past two seasons          |
| SS    | 67  | Brent Cochran    | JR   | 6-5  | 300 | Short snapper on placement kicks                            |
| KR    | 28  | DeBrian Holmes   | SO   | 5-9  | 180 | Leads team with 10 returns for 174 yards, 32-yard long      |
|       | 9   | Elijah Brooks    | SR   | 5-9  | 210 | One kickoff return for 12 yards vs. VMI                     |
| PR    | 37  | Derek Cox        | SO   | 6-1  | 185 | Ninth in A-10 averaging 8.4 yards per return                |
|       | 8   | Alan Wheeling    | SR   | 5-9  | 180 | Sure-handed veteran in first year as returner               |

## Massachusetts Offense Depth Chart

|    |    |                    |    |     |     |
|----|----|--------------------|----|-----|-----|
| WR | 81 | Brandon London     | SR | 6-4 | 210 |
|    | 15 | Michael Omar       | JR | 6-0 | 185 |
| LT | 68 | Matt Austin        | JR | 6-5 | 285 |
|    | 72 | Vladimir Ducasse   | FR | 6-4 | 305 |
| LG | 60 | Nick Diana         | JR | 6-3 | 300 |
|    | 75 | Carlos Feliciano   | RF | 65  | 295 |
| C  | 62 | Alex Miller        | SR | 6-2 | 290 |
|    | 71 | Chris Hopkins      | JR | 6-3 | 260 |
| RG | 73 | David Thompson     | SR | 6-3 | 310 |
|    | 61 | Jon Carnes         | JR | 6-4 | 290 |
| RT | 71 | Chris Hopkins      | JR | 6-3 | 260 |
|    | 66 | Biff Gottehrer     | SO | 6-3 | 315 |
| TE | 82 | Brad Listorti      | JR | 6-4 | 245 |
|    | 83 | Ian Jorgensen      | SO | 6-5 | 235 |
| TB | 5  | Steve Baylark      | SR | 6-0 | 225 |
|    | 32 | Matt Lawrence      | JR | 6-1 | 198 |
| FB | 14 | Kyle B. Harrington | SR | 6-1 | 235 |
|    | 44 | E.J. Barthel       | JR | 6-1 | 240 |
| QB | 12 | Liam Coen          | SO | 6-2 | 205 |
|    | 8  | Scott Woodward     | RF | 6-3 | 195 |
| WR | 3  | Rasheed Rancher    | JR | 6-5 | 197 |
|    | 1  | J.J. Moore         | JR | 6-0 | 201 |

## Massachusetts Defense Depth Chart

|     |    |                   |    |      |     |
|-----|----|-------------------|----|------|-----|
| DE  | 55 | John Hatchell     | SR | 6-2  | 270 |
|     | 46 | Michael Hanson    | RF | 6-2  | 230 |
| DT  | 56 | Brandon Collier   | RF | 6-1  | 260 |
|     | 79 | Matt Stolte       | JR | 6-5  | 268 |
| NT  | 97 | Jason Leonard     | SR | 6-2  | 265 |
|     | 99 | Wilner Alexis     | SO | 6-3  | 255 |
| DE  | 48 | David Burris      | JR | 6-0  | 242 |
|     | 54 | Darnell DeLaire   | SO | 6-2  | 238 |
| SLB | 43 | Jason Hatchell    | JR | 6-0  | 240 |
|     | 52 | Anthony Rouzier   | SO | 6-0  | 222 |
| MLB | 11 | Charles Walker    | JR | 6-1  | 220 |
|     | 53 | Cesar Rosario     | JR | 6-2  | 220 |
| WLB | 2  | Brad Anderson     | SR | 6-0  | 230 |
|     | 45 | George Byrd       | SO | 6-1  | 230 |
| CB  | 26 | Tracy Belton      | SR | 5-11 | 175 |
|     | 41 | Domenique Milton  | SR | 5-10 | 200 |
| SS  | 7  | James Ihedigbo    | SR | 6-1  | 202 |
|     | 24 | Brian Ellis       | SO | 6-0  | 210 |
| FS  | 23 | Brandon Smith     | SR | 6-1  | 217 |
|     | 29 | Demarcus Roberson | FR | 6-0  | 175 |
| CB  | 16 | Sean Smalls       | SO | 6-1  | 190 |
|     | 4  | Courtney Robinson | SO | 6-1  | 200 |

## Massachusetts Special Teams Depth Chart

|       |    |                  |    |      |     |
|-------|----|------------------|----|------|-----|
| PK    | 42 | Chris Koepplin   | JR | 6-3  | 210 |
|       | 31 | Armando Cuko     | SO | 5-11 | 180 |
| H     | 12 | Liam Coen        | SO | 6-2  | 205 |
| KO    | 42 | Chris Koepplin   | JR | 6-3  | 210 |
| P     | 13 | Christian Koegel | SR | 6-0  | 185 |
|       | 18 | Ryan Logan       | SO | 6-2  | 217 |
| LS/SS | 97 | Jason Leonard    | SR | 6-2  | 280 |
| KR    | 17 | Tony Nelson      | RF | 5-10 | 210 |
|       | 32 | Matt Lawrence    | JR | 6-1  | 198 |
| PR    | 1  | J.J. Moore       | JR | 6-0  | 201 |
|       | 26 | Tracy Belton     | SR | 5-11 | 175 |

## Tale of the Tape

| Tribe vs. Minutemen |         |         |          |
|---------------------|---------|---------|----------|
| Pos.                | W&M     | UMass   | Pos.     |
| WR & TE             | 6-3/222 | 6-1/196 | DB       |
| OF Backs            | 6-0/223 | 6-0/230 | LB       |
| OL & TE             | 6-3/289 | 6-1/259 | DL       |
| DL                  | 6-3/258 | 6-3/282 | OL/TE    |
| LB                  | 6-1/228 | 6-1/222 | OF Backs |
| DB                  | 6-0/190 | 6-4/217 | WR/TE    |

\* Averages reflect those of starters only.

# This Week's Opponent



## All-Time Series With Massachusetts

**Series Record:** UMass leads, 5-4  
**Series Record in Williamsburg:** UMass leads, 3-2  
**Series Record in Amherst:** Series tied, 2-2  
**Series Record at Neutral Site:** n/a  
**First Meeting:** Nov. 24, 1990; W&M won, 31-0, in the first round of the NCAA I-AA Playoffs.



### All-Time Series Meetings

| Year | Date    | Result | UMass Score | W&M Score | Location       |
|------|---------|--------|-------------|-----------|----------------|
| 1990 | Nov. 24 | Won    | 0           | 38        | Williamsburg   |
| 1993 | Nov. 13 | Won    | 28          | 48        | Amherst, Mass. |
| 1994 | Oct. 15 | Lost   | 23          | 14        | Williamsburg   |
| 1995 | Oct. 21 | Lost   | 20          | 9         | Amherst, Mass. |
| 1996 | Nov. 9  | Won    | 6           | 30        | Williamsburg   |
| 1999 | Nov. 13 | Lost   | 25          | 16        | Williamsburg   |
| 2000 | Aug. 31 | Lost   | 36          | 16        | Amherst, Mass. |
| 2001 | Sept. 1 | Won    | 10          | 31        | Amherst, Mass. |
| 2003 | Oct. 11 | Lost   | 24          | 14        | Williamsburg   |

### UMass Series Notes

#### First Meeting Came in the Postseason

The first time William and Mary and Massachusetts met on the gridiron was in 1990, when the Tribe defeated the Minutemen, 38-0, in the first round of the NCAA I-AA Playoffs in Williamsburg. That UMass squad was coached by Jim Reid, who currently is the head coach of VMI and a former-Richmond front man. Fullback, and current Indianapolis Colts' defensive backs coach, Alan Williams rushed for three touchdowns and scored on a 73-yard pass from Chris Hakel for the Tribe, and W&M kept UMass off the scoreboard despite allowing 291 total yards, 20 first downs and over 35 minutes of possession for the Minutemen.

#### Visiting Team Has The Luck of Late

The visiting team has won the last two meetings in the series, including UMass' 24-14 victory in Williamsburg in the last meeting in 2003. Prior to the 2003 meeting, W&M captured a 31-10 victory in Amherst in 2001. The Tribe has won two meetings in Amherst, in four visits, while UMass has come away with three victories in Williamsburg, in five all-time visits.

#### O'Neill The Lone Connection to the Bay State

Junior defensive end T.J. O'Neill (Duxbury) is the only player on the 2006 W&M roster from Massachusetts.

### The Last Meeting

**WILLIAMSBURG (11/1/03)** -- A valiant Tribe comeback effort fell short as No. 7 Massachusetts topped William and Mary, 24-14, in the 2003 home-opener at Zable Stadium.

The Tribe fell behind 17-0 going into the fourth quarter before a pair of turnovers forced by the defense led to W&M scores.

UMass tailback Steve Baylark, on the second play of the final quarter, fumbled near midfield, and on the next play, Lang Campbell hit Steven Hargrove on a wheel route to bring W&M within 10 points at 17-7.

Travis McLaurin intercepted UMass quarterback Jeff Krohn on the next series, then just five plays later, the Minutemen looked to be losing their grip on the game, as fullback Nick Rogers scored from 14 yards out to make the score 17-14.

But, faced with a third and nine at the Tribe 23-yard line, Krohn found Dominique Stewart for a key touchdown to push the margin back to 10 points.

A UMass interception on the next series ended the comeback bid however, as W&M fell to 1-4 on the season, and 0-3 in conference play.

UMass fullback Rich Demers paced the Minutemen on the ground with 171 yards on 26 carries, both career-bests.

Campbell finished 23 of 29 for 265 yards, with one touchdown and one interception. Danny Wade set a career-high with eight receptions for 80 yards, while Hargrove had 91 yards receiving.

McLaurin and Paul Carpenter each reached double-digits in tackles with 11 and 17, respectively.



Travis McLaurin makes a stop vs. UMass at Zable Stadium in 2003. McLaurin also had an interception in the game.

|                  | 1  | 2 | 3 | 4  | Final |
|------------------|----|---|---|----|-------|
| Massachusetts    | 10 | 0 | 7 | 7  | 24    |
| William and Mary | 0  | 0 | 0 | 14 | 14    |

## How They Stack Up

| Category         | W&M (A-10) | UMASS (A-10) |
|------------------|------------|--------------|
| Scoring Offense  | 20.8 (11)  | ✓ 31.8 (3)   |
| Rushing Offense  | 127.8 (9)  | ✓ 177.0 (6)  |
| Passing Offense  | 202.2 (6)  | ✓ 207.5 (5)  |
| Had Intercepted  | 2 (4)      | ✓ 4 (7)      |
| Total Offense    | 330.0 (9)  | ✓ 384.5 (3)  |
| Turnover Margin  | 1.50 (1)   | ✓ 0.50 (4)   |
| 3rd Down Effici. | 38.5 (6)   | ✓ 41.2 (4)   |
| Scoring Defense  | 17.2 (5)   | ✓ 14.0 (4)   |
| Rushing Defense  | 168.5 (10) | ✓ 123.8 (6)  |
| Passing Defense  | 135.8 (4)  | ✓ 129.5 (3)  |
| Total Defense    | 304.2 (6)  | ✓ 253.2 (3)  |
| Net Punting      | 31.0 (9)   | ✓ 41.9 (1)   |
| Penalties        | 35.0 (4)   | ✓ 47.5 (7)   |

## Team Leaders

### William and Mary

**Rushing:** Brooks (59 att., 316 yds, 5.4 avg., 3 TD, 79.0 /g)  
**Passing:** Phillips (113-57-2, 611 yds, 4 TD, 152.8 /g)  
**Receiving:** Nicholas (15 rec., 240 yds, 16.0 avg., 3 TD, 60.0 /g)  
**Punt Ret:** Cox (8 for 67 yards, 8.4 avg., 24 long)  
**Kick Ret:** Holmes (10 for 174 yds, 17.4 avg., 32 long)  
**Kicking:** Pritchard (2-3 FG; 11-11 XP)  
**Punting:** Pritchard (36.1 avg., 50 long, 2 Inside-20)  
**Tackles:** Tracy (28 total, 13 solo)  
**Sacks:** Tracy (2.5 for 22 yards)  
**TFL:** Tracy (5.5 for 27 yards)  
**INT:** Allen, Riley, Tre. McLaurin (1)  
**PBU:** Cox (4)

### Massachusetts

**Rushing:** Baylark (77 att., 368 yds, 4.8 avg., 4 TD, 92.0 /g)  
**Passing:** Coen (84-55-3, 831 yds, 7 TD, 207.8 /g)  
**Receiving:** Moore (10 rec., 129 yds, 12.9 avg., TD, 32.2 /g)  
**Punt Ret:** Moore (11 for 109 yards, 9.9 avg., 59 long)  
**Kick Ret:** Robinson (7 for 203 yds, 29.0 avg., 57 long)  
**Kicking:** Koepplin (5-8 FG; 16-16 PAT)  
**Punting:** Koegel (43.0 avg., 55 long, 4 Inside-20)  
**Tackles:** Hatchell (30 total, 16 solo)  
**Sacks:** Ihedigbo (2.0 for 13 yards)  
**TFL:** Burris (3.5 for 10 yards)  
**INT:** Ellis, Belton (1)  
**PBU:** Ihedigbo (3)

## Tribe Quick Facts

Location: Williamsburg, Va.  
 Founded: 1693  
 Enrollment: 5,700  
 Colors: Green, Gold and Silver  
 President: Gene R. Nichol  
 Athletics Director: Terry Driscoll  
 Stadium: Walter J. Zable Stadium at Cary Field (12,259)  
 Conference: Atlantic 10 Football Conference  
 First Season: 1893  
 All-Time Record: 510-494-41  
 2005 Record: 5-6 (3-5, A-10)

## Minutemen Quick Facts

Location: Amherst, Mass.  
 Founded: 1863  
 Enrollment: 22,812  
 Colors: Maroon and White  
 President: Dr. John Lombardi  
 Athletics Director: John McCutcheon  
 Stadium: McGuirk Alumni Stadium (17,000)  
 Conference: Atlantic 10 Football Conference  
 First Season: 1879  
 2005 Record: 7-4 (5-3, Second A-10 North)



## Team Notes

### A Win Against UMass Would:

- Stand as the Tribe's first win over a ranked opponent on the road since the 2004 season, when the College defeated a then fourth-ranked James Madison squad, 27-24. The last ranked team the College has beaten was then No. 1 ranked New Hampshire, 42-10, at Zable Stadium last season.
- Snap the Tribe's current six-game conference losing streak. The College's last win in conference play came against Towson University on Oct. 22nd, 2005 (41-16).
- Stand as the Tribe's third win at Amherst in five visits. The College recorded a decisive win in its last visit, coming away with a 31-10 victory in the 2001 season opener.
- Avoid the team's worst start since the 2003 season. William and Mary started that campaign with a 1-5 record, before rallying to take the last four games on the schedule.
- Even the all-time series with the Minutemen at five games apiece. UMass has won three of the last four meetings in the series.
- Move William and Mary Head Coach Jimmye Laycock's all-time record vs. Don Brown coached squads to 3-1. Laycock had a 2-1 mark vs. Brown in the three meetings the two had during Brown's tenure at Northeastern from 2000-03.



*Redshirt freshman defensive tackle C.J. Herbert blocked a field goal in the fourth quarter and recorded an unassisted quarterback sack on Saturday vs. Hofstra.*

### Milestone for Laycock

The game on Saturday vs. Hofstra stood as William and Mary Head Coach Jimmye Laycock's 300th in his career at the College. In 27 seasons at the helm, he has amassed a 176-122-2 record.

His tenure at the College is unmatched in terms of wins, as his career total of 176 is 131 more than the next closest coach, Rube McCray (45, 1944-50), or games coached, as the next closest total to his 300 is the 88 coached by Jim Root from 1972 to 1979.

In terms of current conference head coaches, only Villanova's Andy Tally and his 236 career games of head coaching experience are within 100 of Laycock's total. Taking it one step further, of the remaining 10 conference head coaches, only Maine's Jack Cosgrove (152) has even half as many games of head experience.

### Selling Out

With a sell out crowd of 12,259 in place to witness Saturday's game against Hofstra, the Tribe ended a three-game homestand by averaging 11,508 fans per contest.

By drawing 10,706 and 10,206 on consecutive weeks leading up to the game with the Pride, the College has now turned in three consecutive five digit crowds for the first time since the 1993 season, when W&M drew in excess of 11,000 on four consecutive home dates. The 1995 season was the last year the team had three crowds in excess of 10,000 in the same year.

With the announced attendance of 10,706 for the home opener with Maine, the College had its second-largest home opening crowd since the 1996 season. Only last year's number of 11,741, which witnessed the team's victory over Liberty, was better over the 10-year span.

The three games William and Mary has played under the lights at Zable have averaged 11,058 fans (nearly .902 of capacity).

### Did You Know?

The College has had six crowds of 10,000-plus in its last nine home games ('04 v. James Madison, 12,259; '05 v. Liberty, 11,756; '05 v. James Madison, 12,287; and '06 v. Maine 10,706; v. VMI 10,206; and Hofstra 12,259), including three sellouts.

Ironically, of the remaining three games during this span that failed to attract a five-digit crowd, one was the home win over then No. 1 ranked New Hampshire, a game played in a torrential downpour.

### Heartache on the Home Front

While on the subject of home games, the 16-14 loss to Hofstra continued what has been a heart-wrenching string of conference defeats for the College at home. The past four conference home games, all losses, have seen the Tribe fall by a total of seven points [JMU, 30-29; Delaware, 22-21; Maine, 20-17; Hofstra, 16-14]. The close scores have been indicative, as the Tribe had opportunities to win each of the four late in the fourth quarter.

Prior to the current four-game home slide against conference opponents, Laycock and his charges fashioned one of the strongest home field advantages in the league, as the Tribe had won .730 of its home conference contests (38-14). Currently, the team has a 38-18 all-time home record vs. the A-10.

## The Tribe in 2006

|               |       |
|---------------|-------|
| Overall:      | 1-3   |
| At home:      | 1 - 2 |
| Away:         | 0 - 1 |
| On grass:     | 0 - 1 |
| On turf:      | 1 - 2 |
|               |       |
| A-10 overall: | 0 - 2 |
| A-10 home:    | 0 - 2 |
| A-10 road:    | 0 - 0 |
|               |       |
| By Month:     |       |
| September:    | 1 - 3 |
| October:      | 0 - 0 |
| November:     | 0 - 0 |
| December:     | 0 - 0 |

|                                    |       |
|------------------------------------|-------|
| When scoring first                 | 1 - 2 |
| When opponent scores first         | 0 - 1 |
| When scoring 30+ points            | 1 - 0 |
| When scoring less than 30 points   | 0 - 3 |
| When leading at half               | 1 - 0 |
| When trailing at half              | 0 - 3 |
| When tied at half                  | 0 - 0 |
| When leading after 3 qtrs          | 1 - 1 |
| When trailing after 3 qtrs         | 0 - 2 |
| When tied after 3 qtrs             | 0 - 0 |
| When out-passing opponent          | 1 - 2 |
| When out-rushing opponent          | 1 - 0 |
| When out-gaining opp. (total off.) | 1 - 1 |
| When out-gained by opp.            | 0 - 2 |
| When leading TOP                   | 0 - 1 |
| When trailing TOP                  | 1 - 2 |
| With an individual 100-yd rusher   | 1 - 0 |
| With an individual 200-yd passer   | 0 - 0 |
| With an individual 100-yd receiver | 0 - 0 |
| With opponent 100-yd rusher        | 1 - 1 |
| With opponent 200-yd passer        | 0 - 1 |
| With opponent 100-yd receiver      | 0 - 0 |
| When leading turnover ratio        | 0 - 2 |
| When trailing turnover ratio       | 0 - 0 |

## Scouting the Opponents

**Maryland** (3-1), at Georgia Tech  
Last Week: Open

**Maine** (2-2), at Towson  
Last Week: at Boston College, L/22-0

**VMI** (1-4), at Army  
Last Week: vs. James Madison, L/45-7

**Hofstra** (2-2), vs. Villanova  
Last Week: at William and Mary, W/16-14

**Liberty** (3-2), Open  
Last Week: at Wake Forest, L/34-14

**#13 James Madison** (3-1), vs. Rhode Island  
Last Week: at VMI, W/45-7

**Villanova** (1-3), at Hofstra  
Last Week: Open

**#17 Towson** (4-0), vs. Maine  
Last Week: Open

**#18 Delaware** (2-1), at Northeastern  
Last Week: vs. New Hampshire, L/52-49

**#7 Richmond** (3-0), at New Hampshire  
Last Week: vs. Northeastern, W/12-7

# Game Notes

## Youth is Served

While on the subject of youth, the College counts 25 freshman and sophomore amongst its 44 players on the two-deep going into the game with UMass (11 on offense; 14 on defense). Overall, only nine total seniors are in the starting line-up (three on offense and six on defense).

## Speaking About The Two-Deep

After making it through the preseason and first two games of the schedule with a relatively light injury list, save the loss of starting senior strong safety Zach Stout, the win over the Keydets two weeks ago had a heavy cost in that two starters, sophomore middle linebacker Josh Rutter (knee) and junior fullback Matt Otey (ribs), were forced from the game with injuries. Both were unavailable in Saturday's game with Hofstra. Each will be evaluated throughout the coming weeks.

Fortunately, Tribe had able back-ups for each, as senior former all-conference linebacker Travis McLaurin teamed with fellow senior and former all-conference performer, Chris Ndubueze to fill Rutter's role on the defense and rugged redshirt freshman Raphael Bynum did a solid job in handling the starting full-back duties.

On a positive note, the Tribe's receiving corps is due to receive a boost in the return of experienced fifth-year senior John Taylor. Taylor had a bone broken in his left hand during a pre-season scrimmage and has missed the first four games of 2006. He will likely get reps as a slot receiver.

## Hard Road Ahead

A quick look at the College's schedule will show that the Tribe is going to face five opponents currently ranked in the Sports Network Top 25, including No. 10 UMass this weekend. The remaining ranked teams W&M will face are No. 7 Richmond, No. 13 James Madison, No. 17 Towson and No. 18 Delaware.

Of these five ranked opponents, the Tribe will have to face four on the road, with the only home date coming against Richmond in the season finale on Nov. 18. The last ranked team the College has beaten outside of Zable Stadium was James Madison in 2004, when the Tribe handed the then fourth-ranked Dukes a 27-24 defeat in Harrisonburg.

## Team Offensive Notes

### Inside The Numbers

One week removed from putting up over 400 yards of total offense and 38 points against VMI with just 52 offensive snaps, the Tribe totaled just 51 total offensive plays in the losing effort vs. Hofstra. While the Tribe's attack averaged a very respectable 5.1 yards per snap against the Pride and accumulated 259 total yards, the 51 offensive attempts is the lowest single-game home total in the 13 seasons the College has been a member of the Atlantic 10 Conference. The only lower total was the 48 snaps taken in the season ending loss at Richmond last season.

### Tough Quarter

The second quarter of Saturday's contest saw the Pride dominate the clock and scoreboard, as Hofstra held the ball for 10:30, rolled to 142 yards on 23 plays and 13 points on one touchdown and two field goals by Rob Zarrilli. By contrast, the College gained just 26 yards on nine plays.

In the remaining three quarters, the Tribe out gained (233 to 202) and out-scored (14-3) the Pride.

### Red Numbers

The Tribe is certainly in the black when it comes to dividends in the red zone, as the team has converted nine of its 10 red zone opportunities into points on the season. In fact, of the nine successful trips inside the opponent's 20-yard line, seven have ended with touchdowns.

The College has led the league in red zone scoring for each of the last two seasons, having converted an amazing 114 of 129 attempts (.885) over the span since the start of 2004. Of those 114 successful ventures, 89 resulted in touchdowns.



Senior linebacker Travis McLaurin made his first start since 2004 on Saturday vs. Hofstra. He finished with five total tackles.



Drew Atchison and Brad Stewart line up vs. Hofstra on Saturday. Atchison brought in his first-career touchdown reception, a 10-yard catch from Jake Phillips in the first quarter.

## ATLANTIC 10 FOOTBALL CONFERENCE

| South            | A-10 | Div. | Overall | H   | A   |
|------------------|------|------|---------|-----|-----|
| James Madison    | 1-0  | 0-0  | 3-1     | 2-0 | 1-1 |
| Richmond         | 1-0  | 0-0  | 4-0     | 3-0 | 1-0 |
| Towson           | 1-0  | 0-0  | 4-0     | 2-0 | 2-0 |
| Delaware         | 1-1  | 0-0  | 2-2     | 1-2 | 1-0 |
| Villanova        | 0-1  | 0-0  | 1-3     | 0-2 | 1-1 |
| William and Mary | 0-2  | 0-0  | 1-3     | 1-2 | 0-1 |

| North         | A-10 | Div. | Overall | H   | A   |
|---------------|------|------|---------|-----|-----|
| Maine         | 1-0  | 0-0  | 2-2     | 1-0 | 1-2 |
| Massachusetts | 1-0  | 0-0  | 3-1     | 2-0 | 1-1 |
| New Hampshire | 1-0  | 0-0  | 4-0     | 1-0 | 3-0 |
| Hofstra       | 1-1  | 0-0  | 2-2     | 0-1 | 2-1 |
| Rhode Island  | 0-1  | 0-0  | 2-2     | 2-1 | 0-1 |
| Northeastern  | 0-2  | 0-0  | 1-4     | 0-0 | 1-4 |

## Around the Atlantic 10 This Week

### Saturday, Oct. 7

- \*Delaware at Northeastern ..... 12 p.m.
- \*Richmond at New Hampshire..... 12 p.m.
- \*Villanova at Hofstra ..... 12 p.m.
- \*William and Mary at Massachusetts ..... 1 p.m.
- \*Rhode Island at James Madison ..... 1:30 p.m.
- \*Maine at Towson ..... 3 p.m.

## W&M's Atlantic 10 Ranking

| Category                | Rank   | Average/G    |
|-------------------------|--------|--------------|
| Total Offense           | 9th    | 330.0        |
| Passing Offense         | 6th    | 202.2        |
| Rushing Offense         | 9th    | 127.8        |
| Scoring Offense         | 11th   | 20.8         |
| Pass Efficiency         | 7th    | 121.9        |
| Third-down Conversion   | 6th    | 38.5 (20-52) |
| Fourth-down Conversion  | 12th   | 25.0 (2-8)   |
| Red Zone Offense        | 3rd    | 90.0 (9-10)  |
| Sacks Against           | T-5th  | 7            |
| Total Defense           | 6th    | 304.2        |
| Passing Defense         | 4th    | 135.8        |
| Rushing Defense         | 10th   | 168.5        |
| Scoring Defense         | 5th    | 17.2         |
| Pass Defense Efficiency | 5th    | 109.0        |
| Sacks                   | T-7th  | 6            |
| Red Zone Defense        | T-11th | 91.7 (11-12) |
| Turnover Margin         | T-1st  | 1.50         |
| Net Punting             | 9th    | 31.0         |
| Kickoff Returns         | 11th   | 16.0         |
| Punt Returns            | 9th    | 8.4          |
| Kickoff Coverage        | 2nd    | 15.2         |
| Penalties               | 4th    | 35.0         |
| Field Goals             | T-6th  | .667 (2-3)   |
| Time of Possession      | 12th   | 27:38        |

## W&M Individuals in the A-10 Top 10

| Category             | Player        | Rank  | AVG/G |
|----------------------|---------------|-------|-------|
| Rushing              | Brooks        | 6th   | 79.0  |
| Passing Average      | Phillips      | 8th   | 152.8 |
| Receiving Yards/Game | Nicholas      | 6th   | 60.0  |
| Total Offense        | Phillips      | 8th   | 155.5 |
| Scoring (Kicking)    | Pritchard     | 8th   | 4.2   |
| Field Goals          | Pritchard     | T-7th | 0.50  |
| Punting              | Pritchard     | 7th   | 36.1  |
| Punt Returns         | Cox           | 9th   | 8.4   |
| Kick Returns         | Holmes        | 9th   | 18.0  |
| Fumbles Recovered    | Wright        | T-1st | 2     |
|                      | O'Neill       | T-1st | 2     |
|                      | Cox           | T-1st | 2     |
| Interceptions        | Allen         | T-4th | 1     |
|                      | Tre. McLaurin | T-4th | 1     |
|                      | Riley         | T-4th | 1     |
| Tackles For Loss/G   | Tracy         | 4th   | 1.38  |
| Sacks/G              | Tracy         | T-6th | 0.62  |
| Passes Defended      | Cox           | T-4th | 4     |



## ATLANTIC 10 FOOTBALL CONFERENCE

### A-10 Predicted Order of Finish

| Northern              | Southern              |
|-----------------------|-----------------------|
| 1. New Hampshire (22) | 1. James Madison (17) |
| 2. Massachusetts (5)  | 2. Richmond (9)       |
| 3. Maine              | 3. Delaware (1)       |
| 4. Hofstra            | 4. William and Mary   |
| 5. Rhode Island       | 5. Villanova          |
| 6. Northeastern       | 6. Towson             |

(First place votes)

### Last Week's Results

#### Saturday, Sept. 30

\*Hofstra 16, William and Mary 14  
 \*New Hampshire 52, Delaware 49  
 \*Richmond 12, Northeastern 7  
 James Madison 45, VMI 7  
 Rhode Island 28, Brown 21  
 Boston College 22, Maine 0

### Last Week's A-10 Players of the Week

Offense: Ricky Santos, QB, New Hampshire  
 Defense: Raquan Pride, DB, Rhode Island  
 Special Teams: Rob Zarrilli, PK, Hofstra  
 Rookie: Justin Forte, RB, Richmond

### A-10 in the National Polls

#### Sports Network (Oct. 2 Poll)

1. New Hampshire
7. Richmond
10. Massachusetts
13. James Madison
17. Towson
18. Delaware

### Top 10 Career A-10 Coaching Victories (Through Sept. 30)

|   |    |
|---|----|
| 1. Bill Bowes (UNH, 1972-98)            | 97 |
| 2. "Tubby" Raymond (UD, 1966-01)        | 89 |
| 3. Andy Talley (VU, 1985- )             | 83 |
| 4. Jimmy Laycock (W&M, 1993- )          | 68 |
| 5. Jim Reid (UMass, 1986-91, UR, 95-03) | 61 |
| 6. Jack Cosgrove (UM, 1993- )           | 47 |
| 7. Tom Jackson (UC, 1983-93)            | 42 |
| 8. Hal Westerman (UM, 1951-66)          | 41 |
| Vic Fusia (UMass, 1961-70)              | 41 |
| 10. Bob Griffin (URI, 1976-92)          | 37 |

Active A-10 Coaches in Bold

### All-Time Conference Standings (Through Sept. 30)

| Team                      | Conf. Record      | Pct.        |
|---------------------------|-------------------|-------------|
| Delaware                  | 112-51-0          | .687        |
| Massachusetts             | 208-120-4         | .633        |
| <b>William &amp; Mary</b> | <b>68-40-0</b>    | <b>.630</b> |
| <i>Connecticut</i>        | <i>158-115-10</i> | <i>.576</i> |
| Villanova                 | 83-65-0           | .561        |
| James Madison             | 57-51-0           | .528        |
| New Hampshire             | 171-162-10        | .513        |
| Hofstra                   | 22-23-0           | .489        |
| <i>Boston U.</i>          | <i>143-177-7</i>  | <i>.448</i> |
| Maine                     | 150-187-7         | .446        |
| Richmond                  | 69-94-0           | .423        |
| Northeastern              | 42-67-0           | .385        |
| Rhode Island              | 120-221-7         | .355        |
| <i>Vermont</i>            | <i>27-63-2</i>    | <i>.304</i> |
| Towson                    | 4-13-0            | .235        |

Former members in italics

## Individual Offensive Notes

### Talented Tailback

While the College's offense has yet to reach its full potential early on in the 2006 campaign, senior all-conference tailback Elijah Brooks certainly seems to be in full stride. Last Saturday, he battled through a difficult first half against Hofstra that saw him gain just 20 yards on seven attempts to finish the contest with 79 yards rushing on just 15 attempts.

In a strong second half-performance vs. the Pride, Brooks gained 59 rushing yards on the eight attempts and also caught one pass for an additional 30, giving him 89 total second half yards on just nine touches.

Brooks made another large contribution, which won't show in the stats sheet, when he provided the key block on the Tribe's lone touchdown of the second half. Brooks started the scoring play by taking the handoff from W&M sophomore quarterback Jake Phillips and ran a few steps before pitching the ball back to Phillips. Then, Brooks quickly turned and delivered the play-saving block on a blitzing Pride linebacker coming from his left side. His helper allowed Phillips the extra fraction of time needed to unfurl the well-executed 46-yard scoring pass to junior wide out Joe Nicholas.

This second half performance was a continuation of what has been an impressive season for Brooks. He has been especially effective over the last two contests, as he has run for 225 yards on just 30 total attempts, an average of better than 7.0 yds/attempt.

Against VMI on Sept. 23, the senior team captain had a game-high 146 rushing yards and three touchdowns on just 15 carries. The 146-yard effort stands as Brooks' second-best career rushing performance (149 yards vs. Marshall in '05 opener) and the evening was his sixth career 100-plus yard performance.

The performance also marked the third time in his career that he has scored three, or more, touchdowns in the same game.

For his career, Brooks currently has rushed for 1,921 yards in his Tribe career on 425 attempts, an average of 4.5 yards per attempt. He is 251 yards away from breaking into the school's all-time top 10 rushing listing, as Phil Mosser's (1970-71) 10th-place total sits at 2,171.

Currently, Brooks is fifth in the league in rushing, averaging 79.0 yards per game on the ground. He has averaged 5.4 yards per attempt over his first 59 rushes this season, good for 316 yards. Brooks has gained an additional 70 yards on six receptions and has one kick return for 12 yards, which pushes his season all-purpose total to 398 yards, an average of 6.03 yards a touch.

### Good Hands

By bringing in three catches for 70 yards in the loss to Hofstra Saturday, junior all-conference candidate, wide receiver Joe Nicholas paced the Tribe's receiving corps for the third time in four games this season.

The performance extended his steak of games with at least one catch to 22. For his career, he has made at least one catch in 26 of his 28 appearances.

In fact, Nicholas has gone for three, or more, catches 20 times in his career. He has either tied or led the team in catches 15 times in his career.

Currently, Nicholas is sixth in the A-10 in receiving yards with an average of 60.0 yards per game.

As previously mention, Nicholas brought in a 46-yard scoring pass vs. Hofstra, which marks the second-straight week he has turned a scoring play of 40-plus yards with the other being a 54-yard touchdown catch vs. VMI.

For his career, Nicholas has 1,770 receiving yards on 133 grabs. He needs just eight more receptions to break into the school's all-time listing (as Corey Ludwig – 1990-93 and Terry Hammons – 1991-95 are currently tied for ninth-place with 140). He is 226 receiving yards from passing David Knight (1970-72) and his 10th-place total of 1,995 yards.



Senior Elijah Brooks rushed for 79 yards on 15 attempts vs. Hofstra Saturday. He has now rushed for 225 yards in his last two games, averaging 7.5 yards per carry.



Junior Joe Nicholas brings in a 46-yard scoring reception during the third quarter Saturday vs. Hofstra. It was Nicholas' third touchdown catch of the season.

# Game Notes

## Looking Deep

Tribe sophomore quarterback Jake Phillips made the most of his nine completions [on 22 attempts] against Hofstra, as he threw for 189 yards and two touchdowns. In his afternoon, he had his three longest completions of the season, starting with a 46-yard connection to sophomore speedster D.J. McAulay on his first attempt. He also struck on a 46-yard touchdown pass to Nicholas in the third quarter and started the last drive of the fourth quarter with a 30-yard connection to Brooks.

Last week, vs. VMI, Phillips had his streak of consecutive game with at least one touchdown come to an end at 11. It stood as only his second career appearance (the other being in limited action in his first career game at Marshall last season) where he has failed to produce a score, either with his arm or legs. In his 13 career appearances, Phillips has accounted for 26 touchdowns (16 passing, eight rushing).



*Sophomore wide out D.J. McAulay brings in a 46-yard catch vs. Hofstra. McAulay had two catches for 53 yards.*

## Potts Nearly Perfect

Tribe junior reserve quarterback Mike Potts continues to have a scorching hot hand in the early going, as he entered the contest with VMI in the third quarter and threw touchdown passes of 34- and 54-yards on his first two attempts. He ended the evening connecting on three of four passes for 99 yards and the pair of scores.

This performance comes on the heels of his 2006 debut which saw him hit on nine of 10 passes for 99 yards, including a 49-yard score vs. Maryland.

Though he is well off the national qualifying standard for the category (a minimum requirement of 15 attempts per appearance), his quarterback efficiency number is sitting at an obese 275.23 (by comparison, the national high for I-AA is 188.9).

Coming into the season the College had every reason to think it has some of the best depth at the quarterback position of any team in the I-AA ranks and Potts' play only confirms that perspective, as the Delaware native has now completed 12 of this 14 attempts on the season for 198 yards and three scores.

Potts, who started five of the first six games of 2005 for the Tribe, has now completed better than 61% of his 158 career attempts (97 completions) for 1,124 yards and 11 TDs (compared to just two interceptions).

## Piece of History

Since the 1993 season, only one other Tribe QB has ever completed 90% of his passes in a single game (with a minimum of 10 attempts). That accomplishment, interestingly enough, was turned in by Jake Phillips when he finished the fourth quarter and overtime periods of the team's remarkable double overtime comeback win over North-eastern completing 18 of his 20 attempts (.900) for 256 yards and four TDs.

## Tribal Tidbits

The following are a few selected individual offensive notes from the VMI contest:

- Senior team captain and preseason all-American selection, center Cody Morris, led the breakout offensive evening for the offensive front, as he and his mates helped power a Tribe attack that averaged 8.5 yards a rush and 472 total yards on the evening. Morris is playing center after spending the previous three seasons as the starting guard.
- Firsts: Redshirt freshman fullback Raphael Bynum recorded his first career carry against the Keydets, powering for 12 yards. Fellow redshirt freshman, tailback Matt Nickerson also recorded his first career carry, gaining three yards on a fourth-quarter attempt.
- Sophomore Elliott Mack turned in a slick 34-yard TD reception vs. VMI and pushed his career total to six touchdowns on just 31 receptions (an average of one TD per every five receptions). Mack finished with three receptions for 54 yards vs. the Keydets.
- Fellow speedy sophomore D.J. McAulay brought in just two passes for 12 yards on Saturday evening, but he still ranks sixth in the league with an average of 4.00 catches a contest. He is tied with Nicholas for the team lead in receptions on the season with 12 for 147 yards.



*Redshirt freshman Raphael Bynum made his first-career start at fullback on Saturday vs. Hofstra.*

## Tribe Record Watch

### Touchdown Receptions

|                                |    |
|--------------------------------|----|
| 1. Rich Musinski, 2000-03      | 31 |
| 2. Dave Conklin, 1996-99       | 27 |
| 3. Harry Mehre, 1985-88        | 26 |
| 4. Mike Tomlin, 19991-94       | 20 |
| 5. Chris Rosier, 1997-2000     | 19 |
| 6. Vito Ragazzo, 1948-50       | 18 |
| 7. Josh Whipple, 1994-96       | 17 |
| 8. Dominique Thompson, 2001-04 | 16 |
| 9. Kurt Wrigley, 1980-82       | 15 |
| 10. Joe Nicholas, 2004-        | 14 |
| Corey Ludwig, 1991-93          | 14 |
| Glen Bodnar, 1982-84           | 14 |

### Receptions

|                                 |     |
|---------------------------------|-----|
| 1. Rich Musinski, 2000-03       | 223 |
| 2. Dave Conklin, 1996-99        | 190 |
| 3. Jeff Sanders, 1981-84        | 175 |
| 4. Chris Rosier, 1997-00        | 174 |
| 5. Michael Clemons, 1983-86     | 172 |
| 6. Harry Mehre, 1985-88         | 161 |
| 7. Glenn Bodnar, 1982-84        | 145 |
| 8. Kurt Wrigley, 1980-82        | 141 |
| 9. Terry Hammons, 1991, 1993-95 | 140 |
| Corey Ludwig, 1990-93           | 140 |
| Joe Nicholas, 2004              | 133 |

### Receiving Yards

|                                  |      |
|----------------------------------|------|
| 1. Rich Musinski, 2000- 03       | 4168 |
| 2. Dave Conklin, 1996-99         | 3269 |
| 3. Chris Rosier, 1997-00         | 2884 |
| 4. Harry Mehre, 1985-88          | 2748 |
| 5. Jeff Sanders, 1981-84         | 2352 |
| 6. Corey Ludwig, 1990-93         | 2349 |
| 7. Terry Hammons, 1991, 1993-95  | 2134 |
| 8. Dominique Thompson, 2001-2004 | 2123 |
| 9. Mike Tomlin, 1991-94          | 2054 |
| 10. David Knight, 1970-72        | 1995 |
| Joe Nicholas, 2004-              | 1770 |

### Career 100-Yard Receiving Games

|                             |    |
|-----------------------------|----|
| 1. Rich Musinski, 1999-2003 | 21 |
| 2. David Conklin, 1995-1999 | 12 |
| 3. Chris Rosier, 1996-2000  | 8  |
| Mark Compher, 1987-1990     | 8  |
| 5. Josh Whipple, 1992-1996  | 7  |
| 6. Joe Nicholas, 2004-      | 6  |





## Tribe Record Watch

### Career 100-Yard Rushing Games

|                                |          |
|--------------------------------|----------|
| 1. Derek Fitzgerald, 1991-1995 | 19       |
| 2. Robert Green, 1988-1991     | 15       |
| 3. Alvin Porch, 1993-1997      | 14       |
| 4. Jim Kruis, 1975-1977        | 11       |
| 5. Troy Keen, 1992-1995        | 10       |
| 6. Tyrone Shelton, 1987-1990   | 9        |
| 7. Michael Clemons, 1983-1986  | 7        |
| 8. <b>Elijah Brooks, 2004-</b> | <b>6</b> |

### Career Rushing Yards

|                              |             |
|------------------------------|-------------|
| 1. Derek Fitzgerald, 1992-95 | 3744        |
| 2. Robert Green 1988-90      | 3543        |
| 3. Troy Keen, 1992-95        | 2949        |
| 4. Alvin Porch, 1994-97      | 2750        |
| 5. Jon Smith, 2001-2004      | 2546        |
| 6. Tyrone Shelton, 1987-90   | 2534        |
| 7. Jim Kruis, 1975-77        | 2404        |
| 8. Bill Deery, 1972-74       | 2401        |
| 9. Hameen Ali, III, 1997-00  | 2216        |
| 10. Phil Mosser, 1970-71     | 2171        |
| <b>Elijah Brooks, 2004-</b>  | <b>1921</b> |

### Career 200-Yard Passing Games

|                                 |          |
|---------------------------------|----------|
| 1. David Corley, 1998-2002      | 31       |
| 2. Chris Hakel, 1987-1991       | 24       |
| 3. Mike Cook, 1994-1998         | 22       |
| 4. Stan Yagiello, 1982-1985     | 20       |
| 5. Lang Campbell, 2001-2004     | 18       |
| 6. Shawn Knight, 1990-1994      | 13       |
| 7. Kenny Lambiotte, 1985-1986   | 7        |
| David Murphy, 1981-1983         | 7        |
| 9. Craig Argo, 1986-1989        | 6        |
| 10. <b>Jake Phillips, 2005-</b> | <b>5</b> |

## Team Defensive Notes

### Turnovers Streak Remains Intact

With a fumble recovery against Hofstra on Saturday, the Tribe has recorded at least one gained turnover in all four games this season. Saturday's fumble recovery was W&M's 10th gained turnover this season, which ranks tied for 27th in Division I-AA, while the College's turnover margin of 1.50 is tied for eighth.

Through four games, the Tribe has gained a total of 10 turnovers on three interceptions and seven fumble recoveries, which is one more take-away than the unit had through four games last season. W&M is well on-pace to post back-to-back seasons with 20, or more, turnovers for the first time since the 2001 and '02 seasons. With 27 total turnovers gained last season, W&M reached the 20-mark for the first time since 2002. Under Laycock, W&M has failed to record at least 20 caused turnovers in a season only four times [2004 (19), 2003 (18), 2000 (18), 1992 (19)].

Dating back to last season, the Tribe has now forced at least one turnover in seven of its eight seven games with the only exception being the 22-21 loss to Delaware on Nov. 12. In fact, the loss to the Blue Hens is the only game W&M failed to record at least one turnover in last season.

### Tribe Defense Continues to Control Second Half

William and Mary's defense has developed quite a knack for turning up the pressure in the second half this season, and Saturday's effort over the final 30 minutes against Hofstra was no different. For the second-straight week, the Tribe held an opponent to only a second-half field goal, after also limiting VMI to just a fourth-quarter field goal on Sept. 23. Unfortunately for W&M, however, Rob Zarrilli's 47-yarder in the fourth quarter Saturday was the difference in the Tribe's 16-14 loss.

But, the unit can still find some positives in another otherwise strong second-half performance. After surrendering 115 yards rushing and 212 total yards in the first half, the Tribe held Hofstra to 132 total yards in the second half, including only 15 yards rushing. W&M blocked a third-quarter field goal attempt, which preserved a 14-13 lead, and turned in perhaps the biggest stop of the game following Zarrilli's third field goal that put Hofstra ahead.

Trailing by a point with under five minutes remaining and needing the ball back, W&M came up with a huge three-and-out, as Hofstra running back Kareem Huggins was stopped after a minimal gain on first down from the Pride 16. On second down, redshirt freshman defensive end Adrian Tracy dropped Huggins for a 3-yard loss back to the 14, before an incomplete pass led to a Pride punt. Hofstra was 0-for-4 on third down attempts in the fourth quarter.

Additionally, the Tribe has now allowed only one score by each opponent in the second half, yielding a field goal at Maryland, a third-quarter touchdown on the first drive of the second half vs. Maine, a late fourth-quarter field goal vs. VMI and the fourth-quarter field goal for Hofstra. Opponents are averaging just 5.0 points in the second half against W&M and 49.5 total yards in the fourth quarter, which is a little inflated after VMI's 105 yards in the fourth quarter.

### Tribe Defense Tough on Third Down In Second Half


After holding Hofstra to a 0-for-4 effort on third down conversions in the fourth quarter Saturday, VMI is still the only opponent to convert a third down attempt against the Tribe this season in the fourth quarter. The Keydets went 1-for-3 in the period. Through four games, opponents are just 1-for-15 (.067) on third down conversions in the fourth quarter. Maryland was 0-for-6 on third downs in the second half, while Maine went 0-for-4 in the fourth quarter.

Overall, opponents have converted just 27.5% (14-51) of third down opportunities in four games, a figure that ranks third in the A-10 and tied for 10th nationally in I-AA.

### Early Returns: Tribe Defense Enjoying Better Start To '06

Although its always difficult to compare one team to another, and one season to another, the defense has shown a solid improvement from last season over the first four games this year.

Through four games, the Tribe is allowing 17.2 points per game, which ranks fifth in the A-10, compared to a 2005 scoring average of 22.8 through four games, which was also bolstered by a 56-0 shutout of Liberty. The Tribe's rushing defense has continued to improve each week and is now down to 168.5 yards per game, but perhaps the biggest improvement, at least statistically, has been in pass defense. W&M is yielding an average of 135.8 yards per game through the air this season, ranking fourth in the A-10, compared to an average of 212.8 passing yards per game through four games of 2005. In total defense, the Tribe currently ranks sixth in the league, allowing 304.2 total yards per game, while the unit was allowing 354.8 total yards per game in 2005. Also, opponents owned a 40% success rate on third down through four games in 2005, compared to 27.5% this season.



*Senior Josh Wright had six total tackles against Hofstra on Saturday. Wright has 15 stops through four games.*

# Game Notes

## Youthful Contributions

A look down the Tribe's depth chart for UMass reveals 13 underclassmen, consisting of either sophomores, redshirt freshmen or true freshmen, in the 22 possible spots. So, not surprisingly, the Tribe's top three tacklers through four games are all underclassmen. Redshirt freshman Adrian Tracy leads the team now with 28 total tackles, which includes 13 unassisted tackles and team-leading totals of 5.5 tackles for loss and 2.5 quarterback sacks. Sophomore safety Kevin Allen is second on the squad with 26 tackles, including 14 unassisted, followed by sophomore linebacker Michael Pigram with 22 stops. Pigram had a career-high 10 stops in the loss to Hofstra, including nine unassisted tackles, and forced a fumble.



*Sophomore Michael Pigram tallied a career-high 10 tackles vs. Hofstra on Saturday, including nine unassisted stops.*

## Right Place, Right Time

After junior defensive end T.J. O'Neill recovered a Hofstra fumble on Saturday, the Tribe now has seven fumble recoveries through four games. It was O'Neill's second recovery of the season, which is tied for the team lead with two other players. Senior end Josh Wright and sophomore corner Derek Cox also each have recovered a pair of fumbles this season. The trio are tied for the league lead. Reserve defensive end Ryan Jones has the unit's other fumble recovery.

## Been a While

When redshirt freshman defensive tackle, C.J. Herbert blocked a Hofstra field goal attempt in the third quarter Saturday, it marked the Tribe's first blocked field goal attempt since 2004. The last blocked field goal was by current senior defensive tackle Brian Williamson, who rejected a 33-yard attempt by Villanova on Oct. 11, 2004.

## Double Down Times Two

With sophomore Michael Pigram and redshirt freshman Adrian Tracy each recording 10 tackles in Saturday's contest vs. Hofstra, it marked the first time this season W&M had two players with double-digit tackles. Both marks were career-highs for Tracy and Pigram. Last season, the Tribe had two, or more, players with double-figure tackles on six different occasions.

## Individual Defensive Notes

### Tracy Emerging As One of League's Top Rookies

One week after earning the Atlantic 10 Rookie of the Week citation, redshirt freshman defensive lineman Adrian Tracy continued to show he is developing into one of the league's top young defenders with another solid performance vs. Hofstra on Saturday.

Tracy, who has started each of the Tribe's four games at defensive end, recorded a career-high 10 total tackles vs. the Pride, which included four unassisted tackles, two solo tackles for loss and a solo quarterback sack. Tracy's two tackles behind the line of scrimmage resulted in a total loss of 12 yards, including nine on the passer sack.

Through four games, Tracy now leads the team in tackles (28), tackles for loss (5.5) and sacks (2.5). Additionally, the rookie's sack total of 2.5 is tied for the sixth-best mark in the Atlantic 10, while his average of 0.62 sacks per game is also tied for sixth in the league. Tracy's total of 28 stops is the second-best mark in the A-10 by a freshman, but is the top total by a freshman defensive lineman.

Tracy recorded a team-high nine tackles, including five unassisted stops and 1.5 tackles for loss against the Keydets on Sept. 23 to earn A-10 Rookie of the Week honors. Tracy had an unassisted sack in the third quarter, also assisted on another pass sack and forced a fumble, as W&M limited VMI to 243 total yards and picked up its first win of the season.

### Sophomore Linebacker Michael Pigram Has Career Day vs. Hofstra

In the absence of starting middle linebacker Josh Rutter on Saturday, sophomore Michael Pigram picked up the slack with an outstanding effort vs. Hofstra, recording a career-high 10 total tackles and a forced fumble. Nine of Pigram's stops were unassisted, including one behind the line of scrimmage for a 3-yard loss. It marked the first time in Pigram's career he led the squad in tackles in just his second season of collegiate football, after seeing extensive time last year as a true freshman.

Pigram is now third on the team with 22 total tackles through four games, including 2.5 stops behind the line of scrimmage.

### Veteran Linebackers Contribute vs. Hofstra

Prior to the start of the season, W&M knew its young defense would have to count on senior linebackers Travis McLaurin and Chris Ndubueze to provide veteran leadership both on and off the field, with each returning after having missed the 2005 season.

But, with sophomore Josh Rutter out with a knee injury for Saturday's game with Hofstra, the duo, along with Pigram, helped make up for the loss of one of the league's top defenders. McLaurin made his first at middle linebacker since the 2004

## National Rankings

### Sports Network I-AA Top 25 (Oct. 2)

| Team (First Place Votes)  | 2006 Record | PR |
|---------------------------|-------------|----|
| 1. New Hampshire (81)     | 4-0         | 1  |
| 2. Appalachian State (21) | 4-1         | 2  |
| 3. Furman                 | 4-1         | 3  |
| 4. Montana                | 3-1         | 4  |
| 5. Cal Poly               | 4-1         | 5  |
| 6. Illinois State         | 3-1         | 6  |
| 7. Richmond               | 4-0         | 7  |
| 8. Youngstown State       | 4-1         | 8  |
| 9. Southern Illinois (1)  | 4-0         | 10 |
| 10. Massachusetts         | 3-1         | 9  |
| 11. North Dakota State    | 4-0         | 11 |
| 12. Hampton (1)           | 5-0         | 12 |
| 13. James Madison         | 3-1         | 15 |
| 14. Northern Iowa         | 2-2         | 13 |
| 15. Portland State        | 3-2         | 14 |
| 16. UC Davis              | 2-2         | 18 |
| 17. Towson                | 4-0         | 19 |
| 18. Delaware              | 2-2         | 17 |
| 19. Harvard               | 3-0         | 22 |
| 20. Eastern Illinois      | 2-3         | 20 |
| 21. Georgia Southern      | 2-2         | NR |
| 22. Tennessee-Martin      | 4-1         | NR |
| 23. Central Connecticut   | 4-1         | NR |
| 24. Alabama A&M           | 3-1         | NR |
| 25. San Diego             | 4-0         | NR |

### W&M In the Rankings in 2006

| Week      | Sports Network |
|-----------|----------------|
| Preseason | RV             |
| Sept. 4   | RV             |
| Sept. 11  | RV             |
| Sept. 18  | RV             |
| Sept. 25  | -              |
| Oct. 2    | -              |
| Oct. 9    | -              |
| Oct. 16   | -              |
| Oct. 23   | -              |
| Oct. 30   | -              |
| Nov. 6    | -              |
| Nov. 13   | -              |
| Nov. 20   | -              |
| Final     | -              |

### Sports Network 2006 Preseason Top 25

| Team (First Place Votes) | 2005 Record | PR |
|--------------------------|-------------|----|
| 1. Appalachian State(68) | 12-3        | 1  |
| 2. New Hampshire (14)    | 11-2        | 5  |
| 3. Montana (5)           | 8-4         | 12 |
| 4. Northern Iowa (3)     | 11-4        | 2  |
| 5. Furman (1)            | 11-3        | 3  |
| 6. Cal Poly (3)          | 9-4         | 6  |
| 7. Youngstown State      | 8-3         | 14 |
| 8. James Madison         | 7-4         | 25 |
| 9. Illinois State        | 7-4         | 22 |
| 10. Massachusetts        | 7-4         | 19 |
| 11. McNeese State        | 5-4         | NR |
| 12. Georgia Southern     | 8-4         | 9  |
| 13. Hampton              | 11-1        | 10 |
| 14. Eastern Illinois     | 9-3         | 16 |
| 15. Richmond             | 9-4         | 8  |
| 16. Delaware             | 6-5         | NR |
| 17. Southern Illinois    | 9-4         | 7  |
| 18. Texas State          | 11-3        | 4  |
| 19. North Dakota State   | 7-4         | NR |
| 20. Eastern Kentucky     | 7-4         | NR |
| 21. UC Davis             | 6-5         | NR |
| 22. Montana State        | 7-4         | 18 |
| 23. Grambling State      | 11-1        | 11 |
| 24. Nicholls State       | 6-4         | 17 |
| 25. Coastal Carolina     | 9-2         | 24 |



## Tribe Honor Roll

### Atlantic 10 Rookie of the Week

Adrian Tracy, DE, Sept. 24

### 2006 Preseason Honors

Cody Morris, Sr., OL

Preseason Second Team All-American (Sports Network)

Preseason Second Team All-American (I-AA.org)

Preseason All-Atlantic 10

season and finished with five total tackles. He also scooped up C.J. Herbert's blocked field goal and turned in a short return. Ndubueze also enjoyed a solid afternoon, collecting five tackles and one pass break-up. Ndubueze was second on the team with eight tackles vs. VMI on Sept. 23, while McLaurin also had seven total stops vs. the Keydets.

The pair of have combined for 25 total tackles in the last two games.

### Herbert Turns in Big Plays vs. Hofstra

Redshirt freshman defensive tackle C.J. Herbert recorded two of the biggest plays of his young career on Saturday against Hofstra, registering a solo quarterback sack and a blocked field goal. He finished with four total tackles.

With the Tribe holding a narrow 14-13 lead early in the fourth quarter Saturday, Hofstra lined up for a 33-yard field goal attempt that would have given the Pride the lead. But, Herbert skied to deny Rob Zarrilli's attempt, notching the Tribe's first blocked field goal since 2004. Later in the period, with Hofstra facing a first-and-20 from the Tribe 45-yard line, Herbert dropped HU quarterback Anton Clarkson for an 8-yard loss back to the Pride 47.

Herbert has enjoyed a solid rookie season and, along with some of the unit's other youthful defenders, has shown the Tribe faithful that W&M's defense will be strong up front for years to come. Herbert has 11 total tackles on the year, having started each of the first four games at tackle.

### More on the Defensive Line

Complimenting the play of Tracy and Herbert up front this season has been the steady contributions from veteran line leaders Josh Wright and Brian Williamson. The senior duo each had standout efforts in the Hofstra game on Saturday, combining for 12 total tackles with six between them. Wright had a pair of unassisted stops and forced a fumble, his first of the season, while Williamson also had two solo stops and assisted on another behind the line of scrimmage.

Wright has put together a solid senior campaign through four games with 15 total tackles, including 3.0 stops for loss. He's tied for the team and league lead with two fumble recoveries and also has 1.5 quarterback sacks and a pass break-up to his credit.

### Pritchard Shakes Off Slow Start With Big Effort vs. Hofstra

After averaging 32.3 yards per punt through the first three games of the season, senior Blair Pritchard turned in his finest effort of the season on Saturday vs. Hofstra. Pritchard needed only five punts to total 230 yards for a season-best average of 46.0 yards per punt. He boomed a season-long 50-yarder and downed one inside the Pride's 20-yard line. With the effort, he added nearly four total yards to his season average, which now stands at 36.1 yards per punt and ranks seventh in the A-10, just behind his brother, Jason who kicks for JMU and averages of 37.2 yards per punt.

### Riley Steps Up Play in Secondary

Senior corner Richard Riley had two of the bigger hits in the win over VMI, both of which resulted in substantial loss yardage for the Keydets. Riley dropped VMI fullback Sean Mizzer for a 5-yard loss on a third-and-two in the first quarter, leading to a VMI punt, and later stuffed one of the Keydet wing backs on a pitch out for another 5-yard loss on a third-down attempt in the second quarter. In total, Riley tallied four tackles on the evening.

Riley's play in the defensive backfield has been representative of a reliable collective effort by the secondary so far. The secondary was probably the area hardest hit by graduation from last season, after the Tribe lost three of its four starters from the final 2005 depth chart. Riley turned in his second-career interception against Maine on Sept. 16 with five tackles and is tied for second on the team with 3.0 tackles for loss.

### True Freshmen Contribute Against VMI

The Tribe's true freshman duo at corner, David Caldwell and Max Harris, contributed in the win over VMI on Saturday, as the pair combined to record seven total tackles and a forced fumble. Caldwell tallied five stops, including two unassisted, while Harris added two unassisted tackles and registered the first forced fumble of his career in the fourth quarter. Caldwell has nine tackles in three games, while Harris has seen playing time in the last two.

The two are the first Tribe true freshman defenders to see playing time at corner since Hasani Cameron in 1998.

### Reserve Defenders See Action Against VMI

With Saturday's one-sided score in the fourth quarter, several of the Tribe's reserve defenders had a chance to get on the field, and most took advantage of the opportunity. Junior linebacker Ryan Horvath recorded a career-high four tackles, including two unassisted stops, while redshirt freshman Sean Lissemore, who continues to work his way into the tackle rotation, tallied four assists. Sophomore safety David Houff recorded three tackles, including a nice open field solo stop. Junior end Ryan Jones made three tackles and recovered a fourth quarter fumble, while tackle Daniel Pulley registered a career-best three tackles.



Senior Blair Pritchard averaged 46.0 yards on five punts Saturday vs. Hofstra. He also recorded a pair of touchbacks on kickoffs.

# Head Coach Jimmye Laycock



## William and Mary Head Coach Jimmye Laycock

27th Season

Career Record: 176-122-2 (.590)

Comments from Monday's Atlantic 10 Conference Call:

### With so many narrow losses, dating back to late last season, do you think there is a common denominator in these games?

JL: No, it's just a fine line between winning and losing, and we have got to play better. I don't know if you can compare years, but I look at this year's team and our guys work hard and practice hard and want to do well. For one reason or another, we are just coming up at little bit short. All we know how to do is work hard to get better.

### What are some of the inconsistencies that you guys need to work on?

JL: You don't talk about one person or one area, it goes all across the board, and it's a matter of just working to improve.

Tackling, you can always point to a couple of missed tackles here and there. You could point to a couple of dropped passes, and then you could always talk about a missed pick up or blocks up front.

### Can you talk about the confidence level you have when you have a good kicking game?

JL: It definitely makes a difference when you get into [an opponent's] territory, as far as where you're going to go [for a first down] and what kind shots you take, and when you take those shots and when you don't. It affects your approach, but I think you have to look at your kicker and at what you can do offensively. Hofstra had a great kicker, and we were fortunate to block one field goal.

### Have you gotten any word on [sophomore linebacker] Josh Rutter's status, and do you have any feeling on how his absence affected Saturday?

JL: When you lose a player of that caliber, it has got to affect you. And again, I don't know how long he will be out right now. I still don't know. When you don't have a starting player in there, who's very good, it makes a difference. But, I think the other guys have stepped up. [Sophomore] Michael Pigram played a heck of a ball game at linebacker. He played every snap at outside backer and played very well. We have some players in there that can play, and they just need to keep working, keep getting better.

### What were your thoughts on your running game and your offensive linemen?

JL: I thought we made some mistakes. Some mistakes put us in too many long yardage situations, and when you're in long yardage situations, you're not going to be running the ball as well, so you have to throw. I think when situations were presented, we didn't take advantage of it in the passing game. I don't know if we'll be a great running team this year, but we're going to be better at it than we are now.

### Can you talk a little about Saturday's game [vs. #10 Massachusetts] and what concerns you have?

JL: From looking at film, because we haven't played [UMass] in a few years, I've seen that they are a complete football team. I mean you look at teams, and sometimes you think they are very athletic and can run well, but lack the physical part. I think [UMass] has both of them together, and they are a physical team that is also very athletic. They can run on both sides of the ball, offensively and defensively. They run to the ball and run the ball well, and they can play physical defense and physical offense. I think it's a very good team, a very solid team, and there's no question that they ought to be one of the top teams in the nation.

### From your own team coming off a disappointing loss, can you talk about the way your guys react to a game like that?

JL: They better play better, or they're looking for a real long day out there. I don't know how they will react, but I think they will come back and practice hard, work hard and prepare hard and, hopefully, we'll play better. That is what I expect, and I think that's what they expect.

### Where do you need to improve most this week?

JL: I don't know if there is any one area that we need to improve the most, but I think we need to cut out the mistakes and play our game on both sides of the ball. I think if we cut our mistakes, we will improve. If we improve well enough to play against a team like UMass, then we're set because that is a very, very good team.

## The Laycock File

Hometown: Hamilton, VA

Alma Mater: William and Mary (1970)

Graduate Degree: Clemson (1972)

### Playing Career

1966-69 Lettered at both DB and QB at W&M

### Coaching Career

| Year    | Position, School                          |
|---------|---|
| 1970    | Offensive coach, Newport News High School |
| 1971-72 | Graduate Assistant, Clemson University    |
| 1973-74 | Offensive Backfield Coach, The Citadel    |
| 1975-76 | Quarterbacks Coach, Memphis State         |
| 1977-79 | Offensive Coordinator, Clemson University |
| 1980-   | Head Coach, College of William and Mary   |

### Winningest Active Division I / I-AA Coaches

(By Victories - Through Sept. 30)

|  |     |
|--|-----|
| 1. Bobby Bowden (Florida State) .....  | 362 |
| 2. Joe Paterno (Penn State).....       | 357 |
| 3. Mike Kelly (Dayton) .....           | 234 |
| 4. Bob Ford (Albany) .....             | 213 |
| 5. Frank Beamer (Virginia Tech) .....  | 192 |
| 6. Al Bagnoli (Penn).....              | 187 |
| Joe Taylor (Hampton).....              | 187 |
| 8. Walt Hameline (Wagner).....         | 179 |
| 9. Jimmye Laycock (W&M) .....          | 176 |
| 10. Dennis Franchione (Texas A&M)..... | 175 |

### Division I / I-AA Coaches Most Years at Current Schools

|  |    |
|--|----|
| 1. Joe Paterno (Penn State, 1966-2005).....      | 40 |
| 2. Bob Ford (Albany, 1973-2005) .....            | 33 |
| 3. Bobby Bowden (Florida State, 1976-2005) ..... | 30 |
| 4. Jimmye Laycock (W&M, 1980-2005) .....         | 26 |

### Career A-10 Coaching Victories (Through Sept. 9)

|  |    |
|--|----|
| 1. Bill Bowes (UNH, 1972-98) .....           | 97 |
| 2. "Tubby" Raymond (UD, 1966-01) .....       | 89 |
| 3. Andy Talley (VU, 1985-) .....             | 83 |
| 4. Jimmye Laycock (W&M, 1993-) .....         | 68 |
| 5. Jim Reid (UMass, 1986-91, UR, 95-03)..... | 61 |

### Laycock in the NCAA I-AA Playoffs

| Year | Round         | Opponent, Result             |
|------|---------------|------------------------------|
| 1986 | First Round   | Delaware, 17-51 (L)          |
| 1989 | First Round   | Furman, 10-24 (L)            |
| 1990 | First Round   | Massachusetts, 38-0 (W)      |
|      | Quarterfinals | Central Florida, 38-52 (L)   |
| 1993 | First Round   | McNeese State, 28-34 (L)     |
| 1996 | First Round   | Jackson State, 45-6 (W)      |
|      | Quarterfinals | Northern Iowa, 35-38 (L)     |
| 2001 | First Round   | Appalachian State, 27-40 (L) |
| 2004 | First Round   | Hampton, 42-35 (W)           |
|      | Quarterfinals | Delaware, 44-38, 2 OT (W)    |
|      | Semifinals    | James Madison, 34-48 (L)     |

### Laycock vs. The Atlantic 10

| Team          | W  | L  | T |
|---------------|----|----|---|
| Delaware      | 11 | 15 | 0 |
| Hofstra       | 2  | 2  | 0 |
| James Madison | 12 | 14 | 0 |
| Maine         | 5  | 2  | 0 |
| Massachusetts | 4  | 5  | 0 |
| New Hampshire | 9  | 2  | 0 |
| Northeastern  | 10 | 2  | 0 |
| Rhode Island  | 9  | 2  | 0 |
| Richmond      | 19 | 7  | 0 |
| Towson        | 3  | 0  | 0 |
| Villanova     | 9  | 6  | 1 |



# Making An Impact: Facility Upgrades

## The Jimmye Laycock Football Center

On Friday, Sept. 15, ground was broken on the Jimmye Laycock Football Center, a future 30,000-square foot complex that will be located at the northwest corner of the stadium on what is the Tribe's football practice field at a cost of \$11 million.

The ceremony was attended by many prominent alumni and former players, as well a number of friends and donors to the Athletics Department.

The center will provide a new home for team and coaches lockers, an athletic training room, an equipment storage area, coaches offices, conference rooms, and administrative support areas – as well as an entrance that will include a Tribe Football Hall of Fame space. The project is scheduled to be finished in the fall of 2007.

The two-story football complex was designed by Moseley Architects out of Virginia Beach and HOK Sport, an internationally renowned architectural firm based in Kansas City, Mo., whose clients include sports venues at nearly every level, including Oriole Park at Camden Yards.

Officials worked closely with the building designers to ensure the complex complements the architecture of Zable Stadium and conforms to the campus design guidelines.



*President Gene R. Nichol and Walter Zable were among the many guests for Friday's ground-breaking ceremony for the Jimmye Laycock Center.*

## FieldTurf Installation at Zable Stadium

During the spring, the W&M Athletics Department announced plans for the conversion of the natural grass playing surface in Zable Stadium to a state of the art, synthetic playing surface for the 2006 football season.

In July, the installation of the new playing surface, FieldTurf Pro, was completed, giving the Tribe one of the nation's finest playing fields. The installation, at an estimated total cost of \$840,000, was performed by Ballard Sports out of Cary, N.C.

FieldTurf features a non-abrasive fiber surface that resembles natural grass blades. Its blend of specially treated Polyethylene fibers prevents abrasions, or "rug burn". Unlike traditional synthetic turf, which relied on an underlying shock pad for player comfort and safety, FieldTurf grass fibers are surrounded and stabilized by a special blend of "synthetic earth" - a mixture of smooth, rounded silica sand and rubber granules. The sand and rubber are precision layered and provide a stable, resilient, uniform, shock-absorbing surface.

The Tribe's playing field is the same surface used by 24 NFL teams, including the Detroit Lions, host of Super Bowl XL in 2006. It is a football-dedicated surface and only has markings specific to the sport.

The FieldTurf project is the second major completed upgrade at the venerable stadium, as last season saw the school raise \$650,000 to place permanent light fixtures at Zable.



## The Laycock Center Facts

### Overview

- Total Estimated Cost: \$11 million
- 30,445 square foot, two-story building
- Building will house football offices, meeting space, training room, equipment room and locker room

### Office Space

- Eight coaches offices, including 500 square foot head coaching suite with balcony view into Zable Stadium
- Assistant coaches offices will overlook practice field
- All offices will be networked into a state-of-the-art video system
- 300 square foot video production room

### Meeting Spaces

- One 2,500 square foot team meeting room with wall-to-wall carpet
- Four additional position meeting rooms, averaging 300 square feet
- All meeting areas networked with video system
- 900 square foot recruiting lounge with window and balcony overlooking Zable Stadium

### Lobby

- 1,650 square foot area serving as grand entrance with circular stairwell to offices
- Sky lights
- Will display prominent moments from program's proud history

### Training Room


- 3,900 square foot state-of-the-art room, featuring 2,800 square foot treatment and taping area
- Hydro-therapy room
- Doctor's exam room
- Staff lockers

### Locker Room

- 4,200 square foot carpeted room with 100 lockers
- Breakout meeting space
- Cable television
- Full bathroom/shower and drink station

### Equipment Room

- 2,300 square foot area with washers, dryers and lockers
- Walk-up, pass-through laundry station
- Abutting loading dock access



MOSELEY / HOK

# In the Spotlight

## Richard Riley, Senior, Defensive Back

**Q: Where are you from?:** I'm originally from Gaithersburg, Md. My parents were both born and raised in Jamaica.

**Q: Do you still have family in Jamaica?:** Yes, I have family who reside in Jamaica, as well as Trinidad, and some of the other islands in the Caribbean.

**Q: Have you spent any time there?:** Yes, I went down in 1997, for the end of my seventh grade year and stayed through all of eighth grade, and the summer before going into ninth grade.

**Q: So why did you go?:** My father and I had spoken about the experience of going down and living my grandparents and getting more familiar with my roots, and spend time in the same home that he had been raised in when he was young. It meant a lot to him. I thought it would be a good experience, and it turned out to be a great experience for me.

**Q: What did you take from your time down there?:** I was exposed to the great difference in cultures between America and Jamaica. Obviously, the Jamaicans have far fewer consumer goods. It's just a different world, you have less want down there because there is less to have, and it gives you a greater appreciation of a lot of the little things that we Americans don't look at as a luxury. Also, it's just a different type of lifestyle, a different setting. The homes are built differently, mainly because of the climate, but it's just a lot more laid back, a more simple life. Everything's different, like the humor, expectations.

**Q: What would you say is your most lasting impression of that time in your life?:** It would have to be going down there and having my eyes opened to what my parents saw as they were raised. Because, growing up, you be with your parents, and they would listen to a certain type of music, and they talked in a certain way, with your family members, and growing up as a Jamaican American, it's almost like, you feel that connection, "Okay, I can relate to that, because my parents are Jamaican", but at the same time you live in an American society, you're raised in American culture. Obviously, I was born and raised here [in the USA], this is my home first and foremost, but my roots are in Jamaica and after experiencing the culture for myself, I can always go back there and be able to identify that as my home now, as well. I feel like I had a connection, and to actually go there, and to develop my own roots there, within myself as opposed to through my parents.

**Q: How well do your relatives from other countries understand the game of football?:** When I first when down, I brought my football with me and I would ask everyone if they wanted to play football, and automatically they assumed that I was talking about soccer. So, I took out the ball and nobody really knew what to do with it. They had no idea, but the thing about that, I was young, that was back in '97. More people down there have cable and satellites now, they watch football. It's not the most popular sport. Soccer, cricket, and basketball are pretty popular sports. But, people definitely know about football.

**Q: What were some of your interests growing up, outside of athletics?:** I was a member of the science club. I've always had an attraction to math and sciences because it's something that you work through; it's not something that's just giving information.

**Q: What was the last book that you read?:** The autobiography of Angela Davis. A friend of mine gave it to me and was just like "read it", it's about a revolutionist, she was part of the Black Panther movement, and it was just an interesting look at the time period politically.

**Q: If you were flipping through channels, what movie would make you stop and watch?:** Ninja Turtles 2, if Ninja Turtles 2 came on, that's a classic movie, and they never try to rerun it. They play Ninja Turtles 1, but they never play Ninja Turtles 2. I was absolutely obsessed with Ninja Turtles. Period. Point blank. I don't know why, I look back on it and I don't know why.

**Q: What Ninja Turtle did you most closely identify with?:** See, that's the thing about the Ninja Turtles, one of them does not have just one identity. They have their intelligent sides; they have their bad sides, like Raphael. You know, the intelligent side was Donatello. Sometimes you feel like you have to make the right decision to be a leader, and that's your Leonardo that's within you. Then sometimes you want to party, and that's the Michelangelo that's within you. So, they all come together, and I felt like I identified with every single Ninja Turtle. I love them all. They formed a unit.

**Q: What's been your favorite class at William and Mary?:** My favorite class would definitely have to be Beginning Acting, with Professor Westberg. Beginning Acting was like breath of fresh air from everything, all the books and all the lectures. It was just a totally different class.

**Q: What's your hardest class at William and Mary?:** Hardest class ever, Italian 102, and I advise that nobody takes Italian 102.

**Q: [Senior defensive back] Alan Wheeling has presented you as the best entertainer of the defensive back group and you give fantastic impressions. Can you tell me whom you do your best impressions of?:** I do a great Jerry Fife [William and Mary's Head Athletic Equipment Manager].


**Q: How about amongst team members?:** I try to do them all. I guess I do a great [senior defensive tackle] Brian Williamson, but he's never heard me do it.

**Q: Of all the defensive backs, whose the most likely to pull a practical joke?:** That's easy, Zach Stout. He pulls pranks everyday.

**Q: What has been your favorite summer job that you've ever had?:** I actually used to work at a retirement home called Asbury Methodist Village for about three years. Practically everybody from the Montgomery County area knew about this place. I worked there with a couple of guys who play in the A-10 right now. We catered to the elderly and acted as their waiters and servers. A lot of them were related to our classmates and teachers. We were just a whole family. We had a great relationship, the people that lived there and the servers, we had close contact with each other, and a lot of them follow me to this day, and follow Tribe Athletics, and it was just a great time.

**Q: What was your most hated summer job?:** I used to be a telemarketer for a termite control business. I would get hung up on about 500 times a day.

**Q: Do you treat telemarketers better now, after having the job?:** No, I still don't listen to them. I went through it, so I guess they have to go through it, too.





# Tribe Alphabetical Roster

| No. | Name                   | Pos.  | Elg.    | Ht.  | Wt. | Hometown              | High/Prep School        |
|-----|------------------------|-------|---------|------|-----|-----------------------|-------------------------|
| 41  | Alexander, Sheldon     | DB    | Fr. (R) | 6-1  | 205 | Gordonsville, Va.     | Woodberry Forest        |
| 36  | Allen, Kevin           | DB    | So. (R) | 6-2  | 205 | Richmond, Va.         | Highland Springs        |
| 65  | Allison, Kyle          | DL    | Fr.     | 6-2  | 280 | Burke, Va.            | Lake Braddock Secondary |
| 26  | Alvarado, Michael      | DB/WR | Fr.     | 6-0  | 180 | Gaithersburg, Md.     | Gaithersburg            |
| 16  | Archer, R.J.           | WR    | Fr. (R) | 6-2  | 205 | Earlsville, Va.       | Albemarle               |
| 86  | Atchison, Andrew       | TE    | Jr.     | 6-7  | 250 | Charlottesville, Va.  | Albemarle               |
| 88  | Boykin, Obie           | DB    | So. (R) | 6-3  | 205 | Williamsburg, Va.     | Surry County            |
| 9   | Brooks, Elijah         | RB    | Sr. (R) | 5-9  | 215 | Largo, Md.            | DeMatha                 |
| 95a | Brooks, Sean           | DL    | So.     | 6-4  | 210 | Poquoson, Va.         | Poquoson                |
| 49  | Bynum, Raphael         | FB    | Fr. (R) | 5-9  | 225 | Stafford, Va.         | North Stafford          |
| 19  | Caldwell, David        | DB    | Fr.     | 5-11 | 200 | Montclair, N.J.       | Lawrenceville School    |
| 7   | Callahan, Mike         | QB    | Fr.     | 5-11 | 190 | Mountville, Pa.       | Hempfield               |
| 67  | Cochran, Brent         | OL    | Jr. (R) | 6-5  | 300 | Reston, Va.           | South Lakes             |
| 32  | Coley, Delmus          | RB    | Sr. (R) | 5-8  | 198 | Virginia Beach, Va.   | Floyd Kellam            |
| 88a | Conyers, Terreon       | WR    | Fr.     | 5-11 | 190 | Norfolk, Va.          | Booker T. Washington    |
| 7a  | Cottingham, Ben        | DB    | Fr.     | 5-9  | 175 | Abingdon, Md.         | Edgewood                |
| 37  | Cox, Derek             | DB    | So. (R) | 6-1  | 185 | Winterville, N.C.     | J.H. Rose               |
| 15  | Davis, Corey           | WR    | Sr. (R) | 6-1  | 200 | Chesapeake, Va.       | Deep Creek              |
| 54  | Dewispelaere, Nicholas | LB    | Fr.     | 6-0  | 205 | Virginia Beach, Va.   | Floyd Kellam            |
| 3   | Dill, Marshall         | WR    | Fr.     | 5-10 | 170 | Woodbridge, Va.       | C.D. Hylton             |
| 81  | Dohse, Cameron         | WR    | Fr.     | 6-0  | 180 | Clifton, Va.          | Centreville             |
| 45  | Falbo, Graham          | FB    | Jr. (R) | 6-0  | 235 | Centreville, Va.      | Westfield               |
| 59  | Foley, Jacob           | OL    | Fr.     | 6-1  | 260 | Collinsville, Va.     | Bassett                 |
| 13  | Francks, Evan          | DB    | Fr.     | 5-11 | 200 | Medford, N.J.         | Shawnee                 |
| 64  | Frazier, Matthew       | OL/DL | Fr.     | 6-3  | 290 | Poquoson, Va.         | Poquoson                |
| 79  | Grant, Michael         | OL    | So. (R) | 6-5  | 300 | Wrightstown, N.J.     | Notre Dame              |
| 31  | Harris, Max            | DB    | Fr.     | 5-10 | 175 | Marietta, Ga.         | Sprayberry              |
| 95  | Herbert, Cortenous     | DL    | Fr. (R) | 6-3  | 260 | Germantown, Md.       | Northwest               |
| 17  | Hill, Chase            | QB    | Fr.     | 6-2  | 195 | Virginia Beach, Va.   | Princess Anne           |
| 63  | Hill, Keith            | OL/DL | Fr.     | 6-4  | 305 | Hamilton Square, N.J. | Lawrenceville School    |
| 83  | Hissong, Gareth        | DE/TE | Fr.     | 6-3  | 250 | Hanover, Pa.          | Delone Catholic         |
| 53  | Hiteshew, Luke         | OL    | So. (R) | 6-1  | 295 | Baltimore, Md.        | Mount St. Joseph        |
| 43  | Hobson, Jimmy          | FB    | Fr.     | 5-11 | 215 | Cincinnati, Ohio      | St. Xavier              |
| 28  | Holmes, DeBrian        | RB    | So. (R) | 5-9  | 185 | Fort Eustis, Va.      | Woodside                |
| 35  | Horvath, Ryan          | LB    | Jr. (R) | 6-1  | 235 | Midlothian, Va.       | Midlothian              |
| 22  | Houff, David           | DB    | So. (R) | 6-1  | 185 | Blacksburg, Va.       | Blacksburg              |
| 74  | Humphreys, Tommy       | OL    | Fr.     | 6-4  | 265 | Centreville, Va.      | Centreville             |
| 78  | Ilardo, Chris          | OL    | Fr. (R) | 6-3  | 316 | Baltimore, Md.        | St. Paul's School       |
| 58  | Jean-Pierre, Bryan     | DL    | Fr.     | 6-3  | 245 | Doralville, Ga.       | Dunwoody                |
| 42  | Johnson, Fred          | DB    | Fr. (R) | 6-1  | 195 | Richmond, Va.         | St. Christopher's       |
| 92  | Jones, Ryan            | DL    | Jr. (R) | 6-3  | 260 | Blacksburg, Va.       | Blacksburg              |
| 51  | Kelley, Tim            | OL    | Jr.     | 6-2  | 316 | Pataskala, Ohio       | Watkins Memorial        |
| 84  | Klatzkin, Daniel       | TE    | Fr.     | 6-4  | 235 | Potomac, Md.          | Randolph-Macon Academy  |
| 80  | Lanning, Brian         | WR    | Fr. (R) | 6-0  | 170 | Frederick, Md.        | Frederick               |
| 99  | Larkins, Josh          | DL    | So. (R) | 6-2  | 320 | Toms River, N.J.      | Toms River North        |
| 93  | Lisemore, Sean         | DL    | Fr. (R) | 6-4  | 245 | Dumont, N.J.          | Dumont                  |
| 2   | Mack, Elliott          | WR    | So. (R) | 6-0  | 195 | Irvington, N.J.       | Delbarton               |
| 25  | Marriner, Courtland    | RB    | Fr.     | 5-9  | 180 | Chesapeake, Va.       | Western Branch          |
| 4   | McAulay, D.J.          | WR    | So.     | 5-11 | 180 | New Haven, Conn.      | Westminster School      |
| 62  | McCutcheon, Thomas     | OL    | Fr. (R) | 6-5  | 310 | Chesapeake, Va.       | Deep Creek              |
| 52  | McLaurin, Travis       | LB    | Sr. (R) | 5-11 | 240 | Wilmington, Del.      | Thomas McKean           |
| 23  | McLaurin, Trevor       | LB    | Sr. (R) | 5-11 | 236 | Wilmington, Del.      | Thomas McKean           |
| 87  | Miller, David          | K/P   | Fr.     | 6-0  | 170 | Centreville, Va.      | Westfield               |
| 73  | Miller, Tyler          | OL/DL | Fr.     | 6-3  | 280 | Virginia Beach, Va.   | Kellam                  |
| 61  | Moore, Christopher     | OL    | Fr. (R) | 6-1  | 260 | Madison Heights, Va.  | Amherst County          |
| 68  | Morris, Cody           | OL    | Sr.     | 6-4  | 285 | Jeansville, Pa.       | Hazelton Area           |
| 82  | Muro, Evan             | TE    | So. (R) | 6-6  | 250 | Newport News, Va.     | Warwick                 |
| 56  | Muse, C.J.             | OL    | Fr. (R) | 6-4  | 305 | Lexington, S.C.       | Lexington               |
| 40  | Ndubueze, Chris        | LB    | Sr. (R) | 6-1  | 230 | Lanham, Md.           | DeMatha                 |
| 57  | Neely, Brian           | DL    | Sr. (R) | 6-4  | 300 | Mechanicsville, Va.   | Lee-Davis               |
| 47  | Newby, Mario           | DB    | Fr.     | 6-0  | 180 | Dendron, Va.          | Surry County            |

# Tribe Football Rosters



| No. | Name               | Pos.  | Elg.    | Ht.  | Wt. | Hometown            | High/Prep School          |
|-----|--------------------|-------|---------|------|-----|---------------------|---------------------------|
| 27  | Nicholas, Joe      | WR    | Jr. (R) | 6-3  | 210 | Sugarloaf, PA       | Hazelton Area             |
| 30  | Nickerson, Matt    | RB    | Fr. (R) | 5-9  | 176 | Fairfax Station, VA | Woodson                   |
| 75  | O'Brien, Eric      | OL    | So. (R) | 6-1  | 270 | Abbottstown, PA     | Delone Catholic           |
| 56a | O'Brien, Kyle      | LB    | Fr.     | 6-0  | 225 | Cockeysville, Md.   |                           |
| 72  | Oliver, Justin     | OL    | Jr. (R) | 6-4  | 295 | Fairfield, PA       | Gettysburg                |
| 39  | O'Neill, T.J.      | LB    | Jr. (R) | 6-1  | 241 | Duxbury, MA         | Tabor Academy             |
| 46  | Otey, Matt         | FB    | Jr. (R) | 5-11 | 230 | Hershey, PA         | Hershey                   |
| 18  | Phillips, Jacob    | QB    | So. (R) | 6-3  | 225 | Warm Springs, VA    | Bath County               |
| 21  | Pigram, Michael    | LB    | So.     | 5-10 | 218 | Hopewell, VA        | Hopewell                  |
| 10  | Potts, Michael     | QB    | Jr. (R) | 6-4  | 220 | Middletown, DE      | Middletown                |
| 91  | Pritchard, Blair   | K/P   | Sr. (R) | 5-11 | 235 | Mechanicsville, VA  | Atlee                     |
| 96  | Pulley, Daniel     | DL    | Fr. (R) | 6-3  | 265 | Chesapeake, VA      | Atlantic Shores Christian |
| 76  | Raxter, Joshua     | OL/DL | Fr.     | 6-6  | 270 | Marietta, GA        | Pope                      |
| 50  | Reyher, Todd       | LB    | So. (R) | 6-0  | 215 | Williamsburg, VA    | Lafayette                 |
| 24  | Riley, Richard     | DB    | Sr. (R) | 6-2  | 190 | Gaithersburg, MD    | Gaithersburg              |
| 89  | Robertson, Eric    | WR    | Fr. (R) | 6-2  | 180 | Barboursville, VA   | Albemarle                 |
| 34  | Rojas, Christopher | LB    | Fr.     | 5-11 | 200 | Lightfoot, VA       | Brunton                   |
| 44  | Rutter, Josh       | LB    | So. (R) | 6-3  | 230 | Union Bridge, MD    | Francis Scott Key         |
| 33  | Schonder, Thomas   | RB    | Fr.     | 5-11 | 175 | Round Hill, VA      | Loudoun Valley            |
| 70  | Shafran, Jonathan  | OL    | So. (R) | 6-3  | 265 | Great Falls, VA     | Langley                   |
| 38  | Smith, Colin       | DE/TE | Fr.     | 6-4  | 220 | Reedville, VA       | Northumberland            |
| 48  | Steinman, Wes      | DB/LB | Fr.     | 6-2  | 205 | Wilmington, NC      | Hoggard                   |
| 71  | Stewart, Brad      | OL    | Jr. (R) | 6-3  | 300 | Bethel Park, PA     | Bethel Park               |
| 29  | Stout, Zach        | DB    | Sr. (R) | 6-0  | 195 | Mechanicsville, VA  | Lee-Davis                 |
| 14  | Taylor, Christian  | QB    | Sr. (R) | 6-5  | 205 | Yorktown, VA        | Grafton                   |
| 11  | Taylor, John       | WR    | Sr. (R) | 6-3  | 210 | Washington, D.C.    | St. Albans                |
| 66  | Toon, Derek        | DL    | Fr.     | 6-3  | 280 | Chester, VA         | Matoaca                   |
| 97  | Tracy, Adrian      | DL    | Fr. (R) | 6-4  | 235 | Sterling, VA        | Potomac Falls             |
| 85  | Trinkle, Matt      | TE    | Sr. (R) | 6-5  | 260 | Whitehall, PA       | Allentown C. Catholic     |
| 98  | Varno, Rob         | TE    | Fr. (R) | 6-5  | 225 | Wilmington, NC      | Hoggard                   |
| 5   | Viola, Tony        | RB    | Jr. (R) | 6-1  | 217 | Broadway, VA        | Stonewall Jackson         |
| 69  | Watts, Carl        | DL    | Fr.     | 6-3  | 240 | Midlothian, Va.     | James River               |
| 8   | Wheeling, Alan     | DB    | Sr. (R) | 5-9  | 180 | Dublin, VA          | Pulaski County            |
| 77  | Williamson, Brian  | DL    | Sr.     | 6-3  | 290 | Nakina, NC          | Whiteville                |
| 94  | Wright, Josh       | DL    | Sr. (R) | 6-3  | 245 | Madison Heights, VA | Amherst County            |

(R) - Redshirt

## Tribe Numerical Roster

|          |                          |       |         |                          |       |          |                              |       |          |                         |       |
|----------|--------------------------|-------|---------|--------------------------|-------|----------|------------------------------|-------|----------|-------------------------|-------|
| No. .... | Name .....               | Pos.  | 28..... | Holmes, DeBrian .....    | RB    | 53.....  | Hiteshew, Luke.....          | OL    | 79.....  | Grant, Michael.....     | OL    |
| 2.....   | Mack, Elliott .....      | WR    | 29..... | Stout, Zachary .....     | DB    | 54.....  | Dewispelaere, Nicholas ..... | LB    | 80.....  | Lanning, Brian.....     | WR    |
| 3.....   | Dill, Marshall .....     | WR/DB | 30..... | Nickerson, Matt.....     | RB    | 56.....  | Muse, C.J. ....              | OL    | 81.....  | Dohse, Cameron .....    | WR/DB |
| 4.....   | McAulay, D.J. ....       | WR    | 31..... | Harris, Max.....         | DB/WR | 56a..... | O'Brien, Kyle.....           | LB    | 82.....  | Muro, Evan .....        | TE    |
| 5.....   | Viola, Tony .....        | RB    | 32..... | Coley, Delmus.....       | RB    | 57.....  | Neely, Brian .....           | DL    | 83.....  | Hissong, Gareth .....   | DE/TE |
| 7.....   | Callahan, Mike.....      | QB    | 33..... | Schonder, Thomas .....   | RB    | 58.....  | Jean-Pierre, Bryan.....      | OL/DL | 84.....  | Klatzkin, Daniel .....  | TE    |
| 7a.....  | Cottingham, Ben .....    | DB    | 34..... | Rojas, Christopher ..... | LB    | 59.....  | Foley, Jacob .....           | OL    | 85.....  | Trinkle, Matt .....     | TE    |
| 8.....   | Wheeling, Alan.....      | DB    | 35..... | Horvath, Ryan .....      | LB    | 61.....  | Moore, Christopher.....      | OL    | 86.....  | Atchison, Andrew .....  | TE    |
| 9.....   | Brooks, Elijah.....      | RB    | 36..... | Allen, Kevin .....       | DB    | 62.....  | McCutcheon, Thomas .....     | OL    | 87.....  | Miller, David .....     | K/P   |
| 10.....  | Potts, Michael .....     | QB    | 37..... | Cox, Derek .....         | DB    | 63.....  | Hill, Keith .....            | OL/DL | 88.....  | Boykin, Obie .....      | DB    |
| 11.....  | Taylor, John .....       | WR    | 38..... | Smith, Colin.....        | DE/TE | 64.....  | Frazier, Matthew .....       | OL/DL | 88a..... | Conyers, Terreon .....  | WR    |
| 13.....  | Francks, Evan.....       | DB/RB | 39..... | O'Neill, T.J. ....       | LB    | 65.....  | Allison, Kyle.....           | DL    | 89.....  | Robertson, Eric.....    | WR    |
| 14.....  | Taylor, Christian .....  | QB    | 40..... | Ndubueze, Chris .....    | LB    | 66.....  | Toon, Derek .....            | OL/DL | 91.....  | Pritchard, Blair .....  | K/P   |
| 15.....  | Davis, Corey .....       | WR    | 41..... | Alexander, Sheldon ..... | DB    | 67.....  | Cochran, Brent.....          | OL    | 92.....  | Jones, Ryan .....       | DL    |
| 16.....  | Archer, R.J. ....        | QB/WR | 42..... | Johnson, Fred .....      | DB    | 68.....  | Morris, Cody .....           | OL    | 93.....  | Lissemore, Sean .....   | DL    |
| 17.....  | Hill, Chase .....        | QB    | 43..... | Hobson, Jimmy .....      | FB    | 69.....  | Watts, Carl .....            | DL    | 94.....  | Wright, Josh .....      | DL    |
| 18.....  | Phillips, Jacob.....     | QB    | 44..... | Rutter, Josh .....       | LB    | 70.....  | Shafran, Jonathan .....      | OL    | 95.....  | Herbert, Cortenous..... | DL    |
| 19.....  | Caldwell, David.....     | DB/RB | 45..... | Falbo, Graham .....      | FB    | 71.....  | Stewart, Brad .....          | OL    | 95a..... | Brooks, Sean.....       | DL    |
| 21.....  | Pigram, Michael .....    | LB    | 46..... | Otey, Matt .....         | FB    | 72.....  | Oliver, Justin .....         | OL    | 96.....  | Pulley, Daniel .....    | DL    |
| 22.....  | Houff, David .....       | DB    | 47..... | Newby, Mario .....       | DB    | 73.....  | Miller, Tyler.....           | OL/DL | 97.....  | Tracy, Adrian.....      | DL    |
| 23.....  | McLaurin, Trevor.....    | LB    | 48..... | Steinman, Wes .....      | DB/LB | 74.....  | Humphreys, Tommy .....       | OL    | 98.....  | Varno, Rob.....         | TE    |
| 24.....  | Riley, Richard .....     | DB    | 49..... | Bynum, Raphael.....      | FB    | 75.....  | O'Brien, Eric.....           | TE    | 99.....  | Larkins, Josh.....      | DL    |
| 25.....  | Marriner, Courtland..... | RB/DB | 50..... | Reyher, Todd .....       | LB    | 76.....  | Raxter, Joshua .....         | OL/DL |          |                         |       |
| 26.....  | Alvarado, Michael.....   | DB/WR | 51..... | Kelley, Tim .....        | OL    | 77.....  | Williamson, Brian.....       | DL    |          |                         |       |
| 27.....  | Nicholas, Joe .....      | WR    | 52..... | McLaurin, Travis.....    | LB    | 78.....  | Ilardo, Chris.....           | OL    |          |                         |       |





# Start Chart / Red Zone

## Start Chart: Game-By-Game Starters

|     | Maryland      | Maine         | VMI           | Hofstra       | UMass | Liberty | JMU | Villanova | Towson | Delaware | Richmond |
|-----|---------------|---------------|---------------|---------------|-------|---------|-----|-----------|--------|----------|----------|
| QB  | Phillips      | Phillips      | Phillips      | Phillips      |       |         |     |           |        |          |          |
| TB  | Brooks        | Brooks        | Brooks        | Brooks        |       |         |     |           |        |          |          |
| FB  | Otey          | McAulay*      | Atchison^     | Bynum         |       |         |     |           |        |          |          |
| WR  | Nicholas      | Nicholas      | Nicholas      | Nicholas      |       |         |     |           |        |          |          |
| WR  | Mack          | Mack          | Mack          | McAulay       |       |         |     |           |        |          |          |
| TE  | Trinkle       | Trinkle       | Trinkle       | Trinkle       |       |         |     |           |        |          |          |
| LT  | Cochran       | Cochran       | Cochran       | Cochran       |       |         |     |           |        |          |          |
| LG  | Oliver        | Oliver        | Oliver        | Oliver        |       |         |     |           |        |          |          |
| C   | Morris        | Morris        | Morris        | Morris        |       |         |     |           |        |          |          |
| RG  | Hiteshew      | Hiteshew      | Hiteshew      | Hiteshew      |       |         |     |           |        |          |          |
| RT  | Stewart       | Stewart       | Stewart       | Stewart       |       |         |     |           |        |          |          |
|     |               |               |               |               |       |         |     |           |        |          |          |
| DE  | Wright        | Wright        | Wright        | Wright        |       |         |     |           |        |          |          |
| DE  | Tracy         | Tracy         | Tracy         | Tracy         |       |         |     |           |        |          |          |
| DT  | Herbert       | Herbert       | Herbert       | Herbert       |       |         |     |           |        |          |          |
| DT  | Williamson    | Williamson    | Williamson    | Williamson    |       |         |     |           |        |          |          |
| OLB | Tre. McLaurin | Tre. McLaurin | Tre. McLaurin | Tre. McLaurin |       |         |     |           |        |          |          |
| ILB | Rutter        | Rutter        | Rutter        | Tra. McLaurin |       |         |     |           |        |          |          |
| OLB | Pigram        | Pigram        | Pigram        | Pigram        |       |         |     |           |        |          |          |
| SS  | Alexander     | Allen         | Allen         | Allen         |       |         |     |           |        |          |          |
| FS  | Wheeling      | Wheeling      | Wheeling      | Wheeling      |       |         |     |           |        |          |          |
| CB  | Riley         | Riley         | Riley         | Riley         |       |         |     |           |        |          |          |
| CB  | Cox           | Cox           | Cox           | Cox           |       |         |     |           |        |          |          |

\*W&M started with three wide receivers and no FB. ^W&M started with two tight ends and no FB.

## Tribe in the Red Zone

### William and Mary Offense In the Red Zone

| Opponent      | WM In Red Zone | WM TDs   | WM FGs   | WM FG Missed | WM No Score | RZ Score %  |
|---------------|----------------|----------|----------|--------------|-------------|-------------|
| Maryland      | 1              | 1        | 0        | 0            | 0           | 100.0       |
| Maine         | 3              | 2        | 1        | 0            | 0           | 100.0       |
| VMI           | 5              | 3        | 1        | 0            | 1           | 80.0        |
| Hofstra       | 1              | 1        | 0        | 0            | 0           | 100.0       |
| Massachusetts |                |          |          |              |             |             |
| Liberty       |                |          |          |              |             |             |
| James Madison |                |          |          |              |             |             |
| Villanova     |                |          |          |              |             |             |
| Towson        |                |          |          |              |             |             |
| Delaware      |                |          |          |              |             |             |
| Richmond      |                |          |          |              |             |             |
| <b>SEASON</b> | <b>10</b>      | <b>7</b> | <b>2</b> | <b>0</b>     | <b>1</b>    | <b>90.0</b> |

### Opponents in the Red Zone

| Opponent      | Opp. in RZ | Opp. TDs | Opp. FGs | Opp. FG Missed | Opp. No Score | Opp. Score % |
|---------------|------------|----------|----------|----------------|---------------|--------------|
| Marshall      | 5          | 3        | 2        | 0              | 0             | 100.0        |
| Maine         | 2          | 2        | 0        | 0              | 0             | 100.0        |
| VMI           | 2          | 0        | 2        | 0              | 0             | 100.0        |
| Hofstra       | 3          | 1        | 1        | 1              | 1             | 66.7         |
| Massachusetts |            |          |          |                |               |              |
| Liberty       |            |          |          |                |               |              |
| James Madison |            |          |          |                |               |              |
| Villanova     |            |          |          |                |               |              |
| Towson        |            |          |          |                |               |              |
| Delaware      |            |          |          |                |               |              |
| Richmond      |            |          |          |                |               |              |
| <b>SEASON</b> | <b>12</b>  | <b>6</b> | <b>5</b> | <b>1</b>       | <b>1</b>      | <b>91.7</b>  |

# Tribe Single-Game Highs



## Individual Single-Game Highs

Pass Attempts: ..... 43, J. Phillips vs. Maine, 9/16  
 Pass Completions: ..... 22, J. Phillips vs. Maine, 9/16  
 Passing Yards: ..... 189, J. Phillips vs. Hofstra, 9/30  
 Passing TDs: ..... 2, M. Potts vs. VMI, 9/23; J. Phillips vs. Hofstra, 9/30  
 Rushing Attempts: ..... 17, E. Brooks at Maryland, 9/2  
 Rushing Yards: ..... 146, E. Brooks vs. VMI, 9/23  
 Rushing TDs: ..... 3, E. Brooks vs. VMI, 9/23  
 Receptions: ..... 5, four times, last - J. Nicholas and D. McAulay vs. Maine, 9/16  
 Receiving Yards: ..... 82, D. McAulay at Maryland, 9/2  
 Receiving TDs: ..... 1, seven times, last - J. Nicholas and D. Atchison vs. Hofstra, 9/30  
 Total Offensive Yards: ..... 195, J. Phillips vs. Maine, 9/16  
 All-Purpose Yards: ..... 158, E. Brooks vs. VMI, 9/23  
 Total Points: ..... 18, E. Brooks vs. VMI, 9/23  
 Points Kicking: ..... 8, B. Pritchard vs. VMI, 9/23  
 Points Rushing: ..... 18, E. Brooks vs. VMI, 9/23  
 Points Receiving: .. 6, seven times, last - J. Nicholas and D. Atchison vs. Hofstra, 9/30  
 Field Goals Made: ..... 1, twice, last - B. Pritchard vs. VMI, 9/23  
 Field Goals Attempted: ..... 2, B. Pritchard vs. Maine, 9/16  
 PATs Attempted: ..... 5, B. Pritchard vs. VMI, 9/23  
 PATs Made: ..... 5, B. Pritchard vs. VMI, 9/23  
 Punts: ..... 8, B. Pritchard at Maryland, 9/2  
 Punting Yards: ..... 267, B. Pritchard at Maryland, 9/2  
 Punting Average: ..... 46.0, B. Pritchard vs. Hofstra, 9/30  
 Punt Returns: ..... 4, D. Cox vs. VMI, 9/23  
 Punt Return Yards: ..... 42, D. Cox vs. VMI, 9/23  
 Kickoff Returns: ..... 4, D. Holmes at Maryland, 9/2  
 Kickoff Return Yards: ..... 90, D. Holmes at Maryland, 9/2  
 Kickoff Return Avg: ..... 22.5, D. Holmes at Maryland, 9/2  
 Interceptions: ..... 1, three times, last - Tre. McLaurin vs. VMI, 9/23  
 Interception Yards: ..... 14, R. Riley vs. Maine, 9/16  
 Tackles: ..... 10, J. Rutter vs. Maine, 9/16; A. Tracy, M. Pigram vs. Hofstra, 9/30  
 Solo Tackles: ..... 9, M. Pigram vs. Hofstra, 9/30  
 Tackles for loss: ..... 2.5, A. Tracy vs. VMI, 9/23  
 Sacks: ..... 1.5, A. Tracy vs. VMI, 9/23  
 Pass Breakups: ..... 3, D. Cox at Maryland, 9/2

## Team Single-Game Highs

Pass Attempts: ..... 44, vs. Maine, 9/16  
 Pass Completions: ..... 25, at Maryland, 9/2  
 Passing Yards: ..... 226, at Maryland, 9/2  
 Passing TDs: ..... 2, at Maryland, 9/2; vs. VMI, 9/23; vs. Hofstra, 9/30  
 Yards Per Completion: ..... 21.0, vs. Hofstra, 9/30  
 Rushing Attempts: ..... 31, vs. VMI, 9/23  
 Rushing Yards: ..... 262, vs. VMI, 9/23  
 Rushing TDs: ..... 3, vs. VMI, 9/23  
 Yards Per Rush: ..... 8.5, vs. VMI, 9/23  
 Total Yards: ..... 472, vs. VMI, 9/23  
 Points Scored: ..... 38, vs. VMI, 9/23  
 TDs Scored: ..... 5, vs. VMI, 9/23  
 Total Plays: ..... 70, at Maryland, 9/2  
 Field Goals Made: ..... 1, vs. Maine, 9/16; vs. VMI, 9/23  
 Field Goals Attempted: ..... 2, vs. Maine, 9/16  
 PATs Attempted: ..... 5, vs. VMI, 9/23  
 PATs Made: ..... 5, vs. VMI, 9/23  
 Punts: ..... 10, at Maryland, 9/2  
 Punting Yards: ..... 303, at Maryland, 9/2  
 Punting Average: ..... 46.0, vs. Hofstra, 9/30  
 Punt Returns: ..... 4, vs. VMI, 9/23  
 Punt Return Yards: ..... 42, vs. VMI, 9/23  
 Kickoff Returns: ..... 4, at Maryland, 9/2  
 Kickoff Return Yards: ..... 90, at Maryland, 9/2  
 Kickoff Return Average: ..... 22.5, at Maryland, 9/2  
 Interceptions: ..... 1, at Maryland, 9/2; vs. Maine, 9/16; vs. VMI, 9/23  
 Interception Yards: ..... 14, vs. Maine, 9/16  
 Forced Fumbles: ..... 2, vs. VMI, 9/23  
 Fumble Return Yards: ..... none  
 Turnovers Gained: ..... 4, at Maryland, 9/2  
 Turnovers Lost: ..... 3, vs. VMI, 9/23  
 Sacks: ..... 2, vs. Maine, 9/16; vs. VMI, 9/23; vs. Hofstra, 9/30  
 Sacks Allowed: ..... 3, vs. Hofstra, 9/30  
 First Downs: ..... 25, vs. VMI, 9/23  
 Third Down Conv. %: ..... 71.4 (5-7), vs. VMI, 9/23  
 Fourth Down Conversion %: ..... 33.3 (1-3), vs. Hofstra, 9/30  
 Penalties: ..... 7, vs. Hofstra, 9/30  
 Penalty Yards: ..... 65, vs. Hofstra, 9/30  
 Possession Time: ..... 31:27, at Maryland, 9/2

## Game-By-Game Individual Highs

| Opponent    | Pass Att.    | Pass Yards    | Rushes     | Rush. Yds   | Receptions          | Rec. Yds.    | Tackles          | TFLs                | Sacks               |
|-------------|--------------|---------------|------------|-------------|---------------------|--------------|------------------|---------------------|---------------------|
| at Maryland | 31, Phillips | 127, Phillips | 17, Brooks | 62, Brooks  | 5, Mack/McAulay     | 82, McAulay  | 8, Allen         | 1.0, five players   | none                |
| Maine       | 44, Phillips | 184, Phillips | 12, Brooks | 29, Brooks  | 5, McAulay/Nicholas | 53, McAulay  | 10, Rutter       | 1.0, Wright/O'Neill | 1.0, Wright/O'Neill |
| VMI         | 17, Phillips | 111, Phillips | 15, Brooks | 146, Brooks | 3, Nicholas/Mack    | 78, Nicholas | 9, Tracy         | 2.5, Tracy          | 1.5, Tracy          |
| Hofstra     | 22, Phillips | 189, Phillips | 15, Brooks | 79, Brooks  | 3, Nicholas         | 70, Nicholas | 10, Tracy/Pigram | 2.0, Tracy          | 1.0, Tracy/Herbert  |
| at UMass    |              |               |            |             |                     |              |                  |                     |                     |
| at Liberty  |              |               |            |             |                     |              |                  |                     |                     |
| at JMU      |              |               |            |             |                     |              |                  |                     |                     |
| Villanova   |              |               |            |             |                     |              |                  |                     |                     |
| at Towson   |              |               |            |             |                     |              |                  |                     |                     |
| at Delaware |              |               |            |             |                     |              |                  |                     |                     |
| Richmond    |              |               |            |             |                     |              |                  |                     |                     |



# Opponent Highs / Long Plays

## Opponent Individual Single-Game Highs

|                         |  |
|-------------------------|--|
| Pass Attempts:          | 33, A. Clarkson (HU), 9/30                         |
| Pass Completions:       | 18, A. Clarkson (HU), 9/30                         |
| Passing Yards:          | 212, A. Clarkson (HU), 9/30                        |
| Passing TDs:            | 1, R. Whitcomb (UM), 9/16; A. Clarkson (HU), 9/30  |
| Rushing Attempts:       | 26, S. Mizzer (VMI), 9/23                          |
| Rushing Yards:          | 101, S. Mizzer (VMI), 9/23                         |
| Rushing TDs:            | 2, L. Ball (MD), 9/2; R. Whitcomb (UM), 9/16       |
| Receptions:             | 6, C. Sullivan (HU), 9/30                          |
| Receiving Yards:        | 76, S. Smith (HU), 9/30                            |
| Receiving TDs:          | 1, L. Williams (UM), 9/16; R. Scarpa (HU), 9/30    |
| Total Offensive Yards:  | 208, A. Clarkson (HU), 9/30                        |
| All Purpose Yards:      | 133, K. Huggins (HU), 9/30                         |
| Total Points:           | 12, L. Ball (MD), 9/2; R. Whitcomb (UM), 9/16      |
| Points Kicking:         | 10, R. Zarrilli (HU), 9/30                         |
| Points Rushing:         | 12, L. Ball (MD), 9/2; R. Whitcomb (UM), 9/16      |
| Points Receiving:       | 6, L. Williams (UM), 9/16                          |
| Field Goals Made:       | 3, R. Zarilli (HU), 9/30                           |
| Field Goals Attempted:  | 4, R. Zarrilli (HU), 9/30                          |
| PATs Attempted:         | 3, D. Ennis (MD), 9/2; D. McNeil (UM), 9/16        |
| PATs Made:              | 3, D. Ennis (MD), 9/2                              |
| Punts:                  | 5, A. Peters (VMI), 9/23                           |
| Punting Yards:          | 209, A. Peters (VMI), 9/23                         |
| Punting Average:        | 46.2, A. Podlesh (MD), 9/2                         |
| Punt Returns:           | 3, D. Oquendo (MD), 9/2; K. Huggins (HU), 9/30     |
| Punt Return Yards:      | 17, D. Oquendo (MD), 9/2; K. Huggins (HU), 9/30    |
| Kickoff Returns:        | 3, L. Whetstone (UM), 9/16; T. Maypray (VMI), 9/23 |
| Kickoff Return Yards:   | 58, T. Maypray (VMI), 9/23                         |
| Kickoff Return Average: | 22.0, K. Huggins (HU), 9/30                        |
| Interceptions:          | 1, M. Brown (VMI), 9/23; D. Whitaker (HU), 9/30    |
| Interception Yards:     | none   |
| Tackles:                | 11, W. Jefferson (MD), 9/2                         |
| Solo Tackles:           | 6, W. Jefferson (MD), 9/2                          |
| Tackles for loss:       | 2.5, M. King (UM), 9/16                            |
| Sacks:                  | 1.5, T. Massey (HU), 9/30                          |
| Pass Breakups:          | 3, A. Goyins (UM), 9/16                            |

## Opponent Team Single-Game Highs

|                           |                                     |
|---------------------------|-------------------------------------|
| Pass Attempts:            | 34, Hofstra, 9/30                   |
| Pass Completions:         | 18, Hofstra, 9/30                   |
| Passing Yards:            | 212, Hofstra, 9/30                  |
| Passing TDs:              | 1, Maine, 9/16; Hofstra, 9/30       |
| Yards Per Completion:     | 17.0, Maryland, 9/2                 |
| Rushing Attempts:         | 51, VMI, 9/23                       |
| Rushing Yards:            | 213, Maryland, 9/2                  |
| Rushing TDs:              | 3, Maryland, 9/2                    |
| Yards Per Rush:           | 5.3, Maryland, 9/2                  |
| Total Yards:              | 366, Maryland, 9/2                  |
| Points Scored:            | 27, Maryland, 9/2                   |
| Touchdowns Scored:        | 3, Maryland, 9/2; Maine, 9/16       |
| Total Plays:              | 70, Hofstra, 9/30                   |
| Field Goals Made:         | 3, Hofstra, 9/30                    |
| Field Goals Attempted:    | 4, Hofstra, 9/30                    |
| PATs Attempted:           | 3, Maryland, 9/2; Maine, 9/16       |
| PATs Made:                | 3, Maryland, 9/2                    |
| Punts:                    | 5, Maine, 9/16; VMI, 9/23           |
| Punting Yards:            | 209, VMI, 9/23                      |
| Punting Average:          | 46.2, Maryland, 9/2                 |
| Punt Returns:             | 5, Maryland, 9/2                    |
| Punt Return Yards:        | 37, Maryland, 9/2                   |
| Kickoff Returns:          | 5, VMI, 9/23                        |
| Kickoff Return Yards:     | 87, VMI, 9/23                       |
| Kickoff Return Average:   | 17.4, VMI, 9/23                     |
| Interceptions:            | 1, VMI, 9/23; Hofstra, 9/30         |
| Interception Yards:       | none                                |
| Forced Fumbles:           | none                                |
| Fumble Return Yards:      | none                                |
| Turnovers Gained:         | 3, VMI, 9/23                        |
| Turnovers Lost:           | 4, Maryland, 9/2                    |
| Sacks:                    | 3, Hofstra, 9/30                    |
| Sacks Allowed:            | 2, Maine, 9/16; Hofstra, 9/30       |
| First Downs:              | 20, Hofstra, 9/30                   |
| Third Down Conversion %:  | 38.5 (5-13, Maine, 9/16)            |
| Fourth Down Conversion %: | 100.0 (1-1), Maine, 9/16; VMI, 9/23 |
| Penalties:                | 5, Hofstra, 9/30                    |
| Penalty Yards:            | 55, Hofstra, 9/30                   |
| Possession Time:          | 35:15, VMI, 9/23                    |

## Tribe Longest Plays of the Season

|              |  |
|--------------|--|
| Rush:        | 25, E. Brooks vs. VMI, 9/23; D. Holmes vs. VMI, 9/23 |
| Rushing TD:  | 20, E. Brooks vs. VMI, 9/23                          |
| Pass:        | 54, M. Potts to J. Nicholas vs. VMI, 9/23            |
| Passing TD:  | 54, M. Potts to J. Nicholas vs. VMI, 9/23            |
| Punt Return: | 24, D. Cox vs. VMI, 9/23                             |
| Kickoff Ret: | 32, D. Holmes at Maryland, 9/2                       |
| INT Return:  | 14, R. Riley vs. Maine, 9/16                         |
| Punt:        | 50, B. Pritchard vs. Hofstra, 9/30                   |
| Field Goal:  | 30, B. Pritchard vs. VMI, 9/23                       |
| Drive:       | 81 yards, 4 plays, 1:52, TD, vs. VMI, 9/23           |

## Opponent Longest Plays of the Season

|                 |  |
|-----------------|--|
| Rush:           | 36*, G. Villante (HU), 9/30                |
| Rushing TD:     | 8, R. Whitcomb (UM), 9/16                  |
| Pass:           | 47, S. Hollenbach to I. Williams (MD), 9/2 |
| Passing TD:     | 29, R. Whitcomb to L. Williams (UM), 9/16  |
| Punt Return:    | 20, K. Huggins (HU), 9/30                  |
| Kickoff Return: | 25, T. Maypray (VMI), 9/23                 |
| INT Return:     | none                                       |
| Punt:           | 58, A. Podlesh (MD), 9/2                   |
| Field Goal:     | 47, R. Zarrilli (HU), 9/30                 |
| Drive:          | 75 yards, 4 plays, 1:20, TD, Maryland, 9/2 |

\*Came off fake punt

# Top Offensive Performances



## Tribe's Top Offensive Performances

### Top Passing Performances

|    |     |                           |          |
|----|-----|---------------------------|----------|
| 1. | 189 | Jake Phillips vs. Hofstra | Sept. 30 |
| 2. | 184 | Jake Phillips vs. Maine   | Sept. 16 |
| 3. | 127 | Jake Phillips at Maryland | Sept. 2  |
| 4. | 111 | Jake Phillips vs. VMI     | Sept. 23 |
| 5. | 99  | Mike Potts vs. VMI        | Sept. 23 |
|    | 99  | Mike Potts at Maryland    | Sept. 2  |

### Top Rushing Performances

|     |     |                           |          |
|-----|-----|---------------------------|----------|
| 1.  | 146 | Elijah Brooks vs. VMI     | Sept. 23 |
| 2.  | 79  | Elijah Brooks vs. Hofstra | Sept. 30 |
| 3.  | 62  | Elijah Brooks at Maryland | Sept. 2  |
| 4.  | 59  | DeBrian Holmes vs. VMI    | Sept. 23 |
| 5.  | 29  | Elijah Brooks vs. Maine   | Sept. 16 |
| 6.  | 28  | Tony Viola vs. VMI        | Sept. 23 |
| 7.  | 26  | DeBrian Holmes vs. Maine  | Sept. 16 |
| 8.  | 15  | D.J. McAulay vs. Maine    | Sept. 16 |
| 9.  | 14  | Elliott Mack vs. Maine    | Sept. 16 |
| 10. | 12  | Jake Phillips at Maryland | Sept. 2  |
|     | 12  | Raphael Bynum vs. VMI     | Sept. 23 |

### Top Receiving Performances

|     |    |                           |          |
|-----|----|---------------------------|----------|
| 1.  | 82 | D.J. McAulay at Maryland  | Sept. 2  |
| 2.  | 78 | Joe Nicholas vs. VMI      | Sept. 23 |
| 3.  | 70 | Joe Nicholas vs. Hofstra  | Sept. 30 |
| 4.  | 54 | Elliott Mack vs. VMI      | Sept. 23 |
| 5.  | 53 | D.J. McAulay vs. Maine    | Sept. 16 |
|     | 53 | D.J. McAulay vs. Hofstra  | Sept. 30 |
| 7.  | 46 | Joe Nicholas at Maryland  | Sept. 2  |
|     | 46 | Joe Nicholas vs. Maine    | Sept. 16 |
| 9.  | 30 | Elijah Brooks vs. Hofstra | Sept. 30 |
| 10. | 29 | Elijah Brooks at Maryland | Sept. 2  |

### 200-yard Passing Games

### 100-yard Rushing Games

- 1 Elijah Brooks

### 100-yard Receiving Games



Jake Phillips



Elijah Brooks



Elliott Mack

## Tribe's All-Time Top Offensive Performances

### Top Passing Performances

|     |     |   |
|-----|-----|---|
| 1.  | 426 | Dave Corley vs. Northeastern, 10/28/00  |
| 2.  | 406 | Stan Yagiello vs. JMU, 9/28/85          |
| 3.  | 401 | David Murphy at Marshall, 11/5/83       |
| 4.  | 399 | Chris Garrity at ECU, 11/14/81          |
| 5.  | 385 | Greg DeGennaro at Bucknell, 9/20/86     |
| 6.  | 383 | Kenny Lambiotte vs. Colgate, 9/6/86     |
| 7.  | 381 | Mike Cook at N. Iowa, 12/7/96*          |
| 8.  | 378 | Lang Campbell vs. Northeastern, 10/2/04 |
| 9.  | 373 | Mike Cook vs. UNH, 10/24/98             |
| 10. | 368 | Lang Campbell at Liberty, 10/9/04       |
| 11. | 360 | Dave Murphy vs. Rutgers, 10/22/83       |
| 12. | 355 | Lang Campbell at Delaware, 10/23/04     |
| 13. | 352 | Mike Cook at Ga. Southern, 9/6/97       |
| 14. | 346 | Dave Corley vs. VMI, 9/14/02            |
| 15. | 345 | Chris Hakel vs. Delaware, 9/14/91       |
|     | 345 | Stan Yagiello vs. Norfolk St., 9/14/85  |
| 17. | 342 | Lang Campbell vs. Delaware, 12/4/04*    |
| 18. | 339 | Mike Cook vs. Hampton, 10/31/98         |
| 19. | 329 | Chris Garrity vs. Richmond, 11/21/81    |
| 20. | 326 | Dave Corley vs. Delaware, 9/28/02       |

\*NCAA Playoff Game

### Top Rushing Performances

|     |     |  |
|-----|-----|--|
| 1.  | 257 | Phil Mosser at Ohio Wes., 10/3/70        |
| 2.  | 219 | Derek Fitzgerald vs. Penn., 10/14/95     |
| 3.  | 201 | Alvin Porch at UConn., 10/18/97          |
| 4.  | 198 | Jon Smith at UNH, 10/19/02               |
| 5.  | 189 | Derek Fitzgerald at NU, 9/16/95          |
|     | 189 | Derek Fitzgerald vs. Villanova, 10/23/93 |
| 7.  | 186 | Alvin Porch vs. Boston, 9/27/97          |
| 8.  | 183 | Alvin Porch vs. Delaware, 11/2/96        |
| 9.  | 181 | Robert Green at Navy, 9/21/91            |
| 10. | 180 | Robert Green at Citadel, 9/8/90          |
| 11. | 177 | Tyrone Shelton vs. ETSU, 11/4/89         |
|     | 177 | Hameen Ali vs. Delaware, 10/10/98        |
| 13. | 173 | Alvin Porch vs. Richmond, 11/15/97       |
| 14. | 172 | Bill Bowman vs. WFU, 9/19/53             |
| 15. | 171 | Jim Krui vs. Navy, 10/16/76              |
| 16. | 170 | Troy Keen at Furman, 9/17/94             |
| 17. | 165 | Robert Green vs. VMI, 10/13/90           |
| 18. | 164 | Tyrone Shelton at Furman, 11/3/90        |
|     | 164 | Keith Fimian vs. Virginia, 9/18/76       |
| 20. | 159 | Alvin Porch vs. JMU, 10/11/97            |

### Top Receiving Performances

|     |     |  |
|-----|-----|--|
| 1.  | 244 | Dominique Thompson at Delaware, 10/23/04 |
| 2.  | 240 | David Conklin at VMI, 9/13/97            |
| 3.  | 226 | Mike Sutton at Marshall, 11/5/83         |
| 4.  | 221 | Dominique Thompson at LU, 10/9/04        |
| 5.  | 211 | Kurt Wrigley vs. Richmond, 11/21/81      |
| 6.  | 198 | Ron Gilliam vs. JMU, 9/28/85             |
| 7.  | 195 | Chris Rosier at UConn., 10/18/97         |
| 8.  | 194 | Rich Musinski vs. Delaware, 9/28/02      |
| 9.  | 191 | Rich Musinski at URI, 10/25/03           |
| 10. | 185 | Dominique Thompson vs. UD, 12/4/04*      |
| 11. | 184 | Chris Rosier at URI, 10/7/00             |
| 12. | 183 | Glenn Bodnar at Colgate, 11/10/84        |
| 13. | 182 | Dave Szydluk vs. JMU, 9/28/85            |
| 14. | 168 | Chris Rosier at JMU, 10/28/00            |
| 15. | 164 | Rich Musinski vs. UNH, 9/29/01           |
| 16. | 162 | Dave Conklin vs. UConn., 11/14/98        |
| 17. | 161 | Rich Musinski at UMass, 9/1/01           |
| 18. | 158 | Harry Mehre vs. Lehigh, 9/17/88          |
| 19. | 157 | Corey Ludwig at Delaware, 9/11/93        |
|     | 157 | D. Thompson vs. Northeastern, 10/2/04    |

\*NCAA Playoff Game



# Scoring Drives Chart

## William and Mary Scoring Drives

| Opponent | Obtained     | Plays | Yards | TOP  | Result | Quarter | Play                              |
|----------|--------------|-------|-------|------|--------|---------|-----------------------------------|
| Maryland | Fumble       | 9     | 56    | 2:43 | TD     | Second  | Phillips 9-yard pass to Mack      |
| Maryland | Punt         | 2     | 54    | 1:03 | TD     | Fourth  | Potts 49-yard pass to McAulay     |
| Maine    | Fumble       | 10    | 31    | 3:13 | FG     | First   | FG Pritchard 25 yards             |
| Maine    | Kickoff      | 9     | 74    | 4:31 | TD     | Third   | Holmes 14-yard run                |
| Maine    | Punt         | 1     | 63    | 5:35 | TD     | Fourth  | Phillips 8-yard pass to Nicholas  |
| VMI      | Fumble       | 5     | 46    | 2:20 | TD     | First   | Brooks 20-yard run                |
| VMI      | Kickoff      | 5     | 66    | 1:44 | TD     | First   | Brooks 16-yard run                |
| VMI      | Punt         | 2     | 26    | 0:57 | TD     | Second  | Brooks 11-yard run                |
| VMI      | Interception | 5     | 18    | 1:59 | FG     | Third   | FG Pritchard 30 yards             |
| VMI      | Punt         | 2     | 40    | 1:07 | TD     | Third   | Potts 32-yard pass to Mack        |
| VMI      | Punt         | 4     | 81    | 1:52 | TD     | Fourth  | Potts 54-yard pass to Nicholas    |
| Hofstra  | Downs        | 5     | 66    | 1:42 | TD     | First   | Phillips 10-yard pass to Atchison |
| Hofstra  | Punt         | 9     | 77    | 4:53 | TD     | Third   | Phillips 46-yard pass to Nicholas |

# The Last Time It Happened



## Team

Shut out an opponent ..... 56-0, vs. Liberty, 9/24/05  
 Was shut out ..... 0-14, at Delaware, 11/1/97  
 Consecutive shutouts ..... at Northeastern (32-0), at New Hampshire (39-0), 1995

Scored 60-69 points ..... 62-31, vs. VMI, 9/14/02  
 Scored 50-59 points ..... 55-0, vs. Liberty, 9/24/05  
 Consecutive 50+ games ..... at Northeastern (53), vs. Villanova (51), 1993  
 Consecutive 40+ games ..... vs. LU (56), vs. UNH (42), vs. NU (44), vs. Towson (44), 2005

Passed for 400+ yards ..... 426, vs. Northeastern, 10/28/00  
 Allowed 400+ passing yards ..... 489, at Western Michigan, 9/5/03

Passed for 300+ yards ..... 359, vs. Northeastern, 10/15/05  
 Allowed 300+ passing yards ..... 325, at Villanova, 10/29/05

Rushed for 400+ yards ..... 433, vs. Villanova, 10/23/99  
 Allowed 400+ yards rushing ..... 509, vs. Furman, 9/18/99

Rushed for 300+ yards ..... 335, vs. Liberty, 9/24/05  
 Rushed/Passed for 200+ yards ..... vs. Towson (210 rush, 202 pass), 10/22/05

Had 600+ yds of total offense ..... 635, vs. Liberty, 9/24/05  
 Allowed 600+ yards of total off. .... 638, at Western Michigan, 9/6/03

Had 500-599 yds of total offense ..... 500, vs. Delaware, 12/4/04  
 Allowed 500-599 yards total off. .... 540, at Villanova, 10/29/05

Gained less than 100 yards total offense ..... None post 1981  
 Held opponent under 100 yards total offense. .... 82, at Bucknell, 9/21/96

Gained less than 50 rush yards ..... 18, at Richmond, 11/19/05  
 Held opponent under 50 rush yards ..... -6, vs. Liberty, 9/24/05

Gained less than 50 pass yards ..... 30, vs. Boston, 9/19/92  
 Held opponent under 50 pass yards ..... 44, vs. Rhode Island, 11/9/02

Intercepted five passes ..... 5, vs. Pennsylvania, 10/14/95  
 Had five passes intercepted ..... 5, vs. Boston, 10/14/89

Scored a defensive touchdown ..... 2, at Villanova (INT returns), 10/29/05  
 Allowed a defensive touchdown ..... at Villanova, 10/29/05

Scored a special teams touchdown ..... vs. New Hampshire (Kickoff return), 10/8/05  
 Allowed a special teams touchdown ..... vs. Hampton (Kickoff return), 11/27/04

Scored defensive and special teams touchdowns ..... at Richmond, 11/21/03

Recorded a safety ..... vs. Villanova, 11/6/04  
 Surrendered a safety ..... vs. Delaware, 11/12/05

Won in overtime ..... (2 OTs) 44-41, at Northeastern, 10/15/05  
 Lost in overtime ..... 31-34, at James Madison, 11/16/02  
 Tied an opponent ..... 31-31, at Princeton, 9/23/89

## Individual

Passed for 400+ yds ..... 426, D. Corley vs. Northeastern, 10/28/00  
 Opponent passed for 400+ yards ..... 450, C. Munson at Western Michigan, 9/6/03

Passed for 300+ yards ..... 315, L. Campbell, vs. James Madison, 12/10/04  
 Opponent passed for 300+ yards ..... 325, F. Jankowski, at Villanova, 10/29/05

Passed for 200+ yards ..... 289, J. Phillips, vs. Delaware, 11/12/05  
**Opponent passed for 200+ yards ..... 212, A. Clarkson, vs. Hofstra, 9/30/06**

Passed for 6 touchdowns ..... S. Knight, vs. Maine, 11/6/93  
 Opponent passed for 6 touchdowns ..... C. Munson, at Western Michigan, 9/6/03

Passed for 4+ touchdowns ..... 4, J. Phillips, at Northeastern, 10/15/05  
 Opponent passed for 4+ touchdowns ..... 6, C. Munson, at Western Michigan, 9/6/03

Completed 30+ attempts ..... 30, L. Campbell, vs. James Madison, 12/10/04  
 Opponent completed 30+ attempts ..... 33, R. Santos, vs. New Hampshire, 10/8/05

QB pass/rush for 100 yards ..... D. Corley (247 pass, 107 rush), at Villanova, 11/11/00  
 Opponent QB pass/rush for 100 yards ..... J. Eaton (128 pass, 106 rush), at Maine, 9/7/02

QB had 2 pass / 2 rush TDs ..... L. Campbell (2 pass, 2 rush), at North Carolina, 9/4/04  
 Opponent QB had 2 pass / 2 rush TDs ..... J. Davis (2 pass, 3 rush), at Rhode Island, 9/17/05

Rushed for 200+ yards ..... 201, A. Porch, at Connecticut, 10/18/97  
 Had an opponent rush for 200+ yards ..... 216, J. Watkins, at Appalachian State, 12/1/01

**Rushed for 100+ yards ..... 146, E. Brooks vs. VMI, 9/23/06**  
**Had an opponent rush for 100+ yards ..... 101, S. Mizzer, vs. VMI, 9/23/06**

Two players rush for 100 yards ..... Troy Keen (158) and Derek Fitzgerald (140), vs. URI, 10/7/95  
 Two opponents rush for 100 yards ..... R. McGill (133) and J. Lewis (123), at UNC, 9/4/04

Two players with 100 receiving yds ..... J. Nicholas (121) and E. Mack (106), vs. UD, 11/12/05  
 Two opponents with 100 receiving yards ..... D. Boler (155) and J. Long (108), at UD, 10/23/04

Had 200+ yards receiving ..... 244, D. Thompson, at Delaware, 10/23/04  
 Opponent had 200+ yards receiving ..... 206, C. Adams, vs. Hofstra, 10/6/01

Had 100+ yards receiving ..... 121, J. Nicholas, 106, E. Mack, vs. Delaware, 11/12/05  
 Opponent had 100+ yards receiving ..... 182, J. Dieser, at Villanova, 10/29/05

Had 30+ carries ..... 32, E. Brooks, vs. New Hampshire, 10/8/05  
 Opponent had 30+ carries ..... 34, M. Gibson, at Villanova, 10/29/05

Rushed for 4 touchdowns ..... E. Brooks, vs. New Hampshire, 10/8/05  
 Opponent rushed for 4 touchdowns ..... J. Watkins, at Appalachian State, 12/1/01

**Rushed for 3 touchdowns ..... E. Brooks, vs. VMI, 9/23/06**  
 Opponent rushed for 3 touchdowns ..... S. Tutt, at Richmond, 11/19/05

Had 10+ receptions ..... 11, J. Nicholas, vs. Delaware, 12/4/04  
 Opponent had 10+ receptions ..... 11, J. Dieser, at Villanova, 10/29/05

Had 3+ touchdown receptions ..... 4, D. Thompson, at Delaware, 10/23/04  
 Opponent had 3+ touchdown receptions ..... 3, T. Hinshaw, at Central Florida, 9/23/00

Had TD Rushing/TD Receiving ..... E. Brooks (3 rush, 1 receiving), vs. Liberty, 9/24/05  
 Opponent had TD Rushing/TD Receiving ..... A. Bradshaw (1 rush, 1 receiving), at Marshall, 9/1/05

Returned a kickoff for TD ..... S. Cason, 92 yards, vs. New Hampshire, 10/8/05  
 Had a kickoff returned for TD ..... J. Mathis, 93 yards, vs. Hampton, 11/27/04

Returned a punt for TD ..... M. Bobo, 69 yards, at Richmond, 11/21/03  
 Had a punt returned for TD ..... C. Thompson, 70 yards, vs. James Madison, 10/18/03

Returned a blocked punt for TD ..... S. McDermott, 12 yards, at Rhode Island, 9/7/96  
 Had a blocked punt returned for TD ..... C. Curry, 0 yards, vs. Villanova, 11/11/00

**Blocked a field goal ..... C. Herbert, 33 att., vs. Hofstra, 9/30/06**  
 Had a field goal blocked ..... G. Kuehn, 28-yards, vs. New Hampshire, 10/8/05

Blocked a punt ..... B. Burrow, vs. Delaware, 11/12/05  
 Had a punt blocked ..... M. Mesi, at Delaware, 10/23/04

Returned a fumble for TD ..... A. O'Connor, 0 yards, at Rhode Island, 10/25/03  
 Had a fumble returned for TD ..... J. Couch, 70 yards vs. Marshall, 9/1/05

Had 2+ interceptions ..... 2, J. Shaw, at Rhode Island, 9/17/05  
 Opponent had 2+ interceptions ..... 2, R. Badger, at Villanova, 10/29/05

Returned an INT for TD ..... Tre. McLaurin (14 yards), J. Miller (80 yards), at Villanova, 10/29/05  
 Had an INT returned for TD ..... R. Badger, 15 yards, at Villanova, 10/29/05

Made 4 Field Goals ..... B. Sterba, vs. Northeastern, 10/28/01  
 Opponent made 4 Field Goals ..... M. Husted, at Virginia, 10/24/92

Made 3 Field Goals ..... G. Kuehn, vs. James Madison, 11/5/05  
**Opponent made 3 Field Goals ..... R. Zarilli, vs. Hofstra, 9/30/06**

Kicked a 50+ yard Field Goal ..... 50, G. Kuehn, at Rhode Island, 9/17/05  
 Opponent kicked a 50+ yard Field Goal ..... 51, C. McCormack, vs. New Hampshire, 10/15/03

2-point run ..... L. Campbell, vs. James Madison, 12/10/04  
 Opponent 2-point run ..... C. Cross, vs. Villanova, 11/27/01

2-point reception ..... J. Nicholas, vs. Northeastern, 10/2/04  
 Opponent 2-point reception ..... J. Morgan, vs. Hampton, 11/27/04



# Single-Game Records

## Individual Records

### Scoring

#### Most Points

36, Bill Palese vs. Bridgewater, 1931

#### Most Touchdowns

6, Bill Palese vs. Bridgewater, 1931

#### Most PATs

8, Greg Kuehn vs. Liberty, 2005

8, Greg Kuehn vs. VMI, 2002

8, Terry Regan vs. Davidson, 1972

#### Most Field Goals

4, Chris Dawson vs. Lehigh, 1992

4, Brian Shallcross vs. VU, 1995

4, Brett Sterba vs. Northeastern, 2000

### Total Offense

#### Most Yards

454, David Corley vs. Northeastern, 2000

### Rushing

#### Rush Attempts

37, Wes Meeteer vs. Davidson, 1969

37, Troy Keen vs. Northeastern, 1994

37, Derek Fitzgerald vs. Penn, 1995

#### Rushing Yards

257, Phil Mosser vs. Ohio Wesl., 1970

### Passing

#### Pass Attempts

53, Lang Campbell vs. UD, 2004

52, Mike Cook vs. UNH, 1998

#### Completions

35, Dave Murphy vs. Rutgers, 1983

#### Passing Yards

426, David Corley vs. Northeastern, 2000

#### Touchdown Passes

6, Shawn Knight vs. Maine, 1993

### Receiving

#### Receptions

13, Rich Musinski vs. URI, 2003

13, Glen Bodnar vs. Colgate, 1984

#### Receiving Yards

244, Dominique Thompson at UD, 2004

240, Dave Conklin vs. VMI, 1997

#### TD Receptions

4, Dominique Thompson at UD, 2004

4, Vito Ragazzo vs. WFU, 1949

4, Corey Ludwig vs. Maine, 1993

### Sacks

3.5, Luke Cullinane vs. VU, 1996

### Interceptions

4, Jack Bruce vs. Richmond, 1947

### Individual Long Plays

#### Rush from scrimmage

95 yds, John Truehart vs. Elon, 1934

#### Pass Completion

87 yds, Lang Campbell to Dominique Thompson at Delaware, 2004

87 yds, Dan Henning to Tom Scott vs. Navy, 1961

### Punt

77 yds, Russell Brown, 1972

77 yds, Joe Agee, 1975

77 yds, Jack Freeman, 1942

### Punt Return

101 yds, Dale Worrall vs. Bridgewater, 1932

### Kickoff Return

100 yds, Dick Pawlewicz vs. UVA, 1974

### Run With Fumble

91 yds, Meb Davis vs. Columbia, 1926

### Run with Interception

93 yds, Marvin Graham vs. Virginia Tech, 1946

### Field Goal

53 yds, Steve Christie vs. ETSU, 1987

53 yds, Steve Christie vs. UVA, 1988

53 yds, Brett Sterba vs. Delaware, 2000

## Team Records

### Most Points Scored

95, vs. Bridgewater, 1931

### Most Points Allowed

93, by Delaware, 1915

### Most Yards Gained

681, vs. Richmond, 1991

### Most Plays

100, vs. Virginia Tech, 1971

### Rushing Yards

453, vs. Ohio Wesleyan, 1970

433, vs. Villanova, 1993

419, vs. Delaware, 1973

417, vs. Richmond, 1974

413, vs. VMI, 1993

### Pass Attempts

55, vs. Virginia Tech, 1971

### Pass Completions

35, vs. Rutgers, 1983

### Passing Yards

498, vs. VMI, 1997

426, vs. Northeastern, 2000

414, vs. Miami (Ohio), 1982

412, vs. JMU, 1985

403, vs. East Carolina, 1981

### First Downs

36, vs. VMI, 1991

36, vs. VMI, 1993

35, vs. Liberty, 2005

### Most Interceptions

6, vs. Wake Forest, 1947

### Best Defense Against the Run

-39 yds, vs. Colgate, 1988

-39 yds, vs. Villanova, 1996

-11 yds, Quantico, 1967

-6 yds, vs. Liberty, 2005

-6 yds, vs. Villanova, 1993

### Best Defense Against the Pass

9 yds, vs. UMass, 1995

9 yds, vs. East Carolina, 1980

9 yds, vs. Appalachian State, 1976

10 yds, vs. Furman, 1999

11 yds, vs. VMI, 1993

Active players in bold.

# Game-By-Game Results

## Game 1

### Maryland 27, William and Mary 14

College Park, Md. • Byrd Stadium • Sept. 2, 2006

COLLEGE PARK, Md. (9/2/06) -- On the strength of a strong offensive first half behind All-ACC quarterback Sam Hollenbach, Maryland knocked off William and Mary, 27-14, in the season-opener for both teams at Byrd Stadium.

Hollenbach completed 7-of-11 pass attempts for 149 yards in the opening half, and the Terrapins used two rushing scores by Lance Ball to build a commanding 24-7 lead at the break.

W&M bounced back with a solid defensive effort in the second half, limiting Maryland to 105 yards of total offense and only a third-quarter field goal, after the Terps churned out 261 yards in the opening half.

Junior Mike Potts highlighted an impressive fourth quarter for the Tribe, entering the game in the final period and completing 9-of-10 attempts for 99 yards and a touchdown.

Senior Elijah Brooks paced the Tribe's ground attack with 62 yards on 17 attempts, and sophomore D.J. McAulay led the receiving corps with 82 yards and a touchdown on five catches. Classmate Elliott Mack also pulled in five grabs for 26 yards, including a 12-yard touchdown reception from Jake Phillips in the second quarter.

Potts completed his first three attempts on his first turn with the offense, then hooked up with McAulay for a 49-yard touchdown pass on his second series to cut the deficit to 27-14 with 4:35 remaining.

Sophomore free safety Kevin Allen led the squad with eight total tackles, including five solo stops, and added his third-career interception in the first half. Sophomore Derek Cox recovered a fumble and registered three pass break-ups, while senior defensive end Josh Wright recovered a pair of Maryland fumbles.



*Sophomore D.J. McAulay had five catches for 82 yards, both career-highs, at Maryland.*

|                  | 1  | 2  | 3 | 4 | Final |
|------------------|----|----|---|---|-------|
| William and Mary | 0  | 7  | 0 | 7 | 14    |
| Maryland         | 14 | 10 | 3 | 0 | 27    |

#### Scoring Summary

| Qtr | Team | Score                                       | Time  |
|-----|------|---|-------|
| 1st | UM   | Ball 2 run (Ennis kick)                     | 8:04  |
|     | UM   | Lattimore 1 run (Ennis kick)                | 3:56  |
| 2nd | UM   | FG Ennis 39                                 | 12:19 |
|     | W&M  | Mack 9 pass from Phillips (Pritchard kick)  | 7:16  |
|     | UM   | Ball 3 run (Ennis kick)                     | 0:53  |
| 3rd | UM   | FG Ennis 25                                 | 11:13 |
| 4th | W&M  | McAulay 49 pass from Potts (Pritchard kick) | 4:35  |

|                    | W&M     | Maryland |
|--------------------|---------|----------|
| First Downs        | 16      | 18       |
| Rushes - Yards     | 29-84   | 40-213   |
| Att-Cmp-Int        | 41-25-0 | 20-9-1   |
| Pass Yards         | 226     | 153      |
| Total Offense      | 310     | 366      |
| Total Plays        | 70      | 60       |
| Fumbles - Lost     | 0-0     | 3-3      |
| 3rd Down Conv.     | 4-15    | 2-10     |
| Penalties - Yards  | 2-15    | 1-10     |
| Sacks by - Yards   | 0-0     | 2-13     |
| Time of Possession | 31:27   | 28:33    |

**Rushing - W&M:** Brooks 17-62, Phillips 9-12, Holmes 3-10. **Maryland:** Ball 15-86 (2TD), Lattimore 13-89 (TD), Allen 6-25, Hollenbach 1-11, Humber 1-2, Heyward-Bey 1-1, Steffy 2-0.

**Passing - W&M:** Phillips 31-16-0 127 (TD), Potts 10-9-0 99 (TD). **Maryland:** Hollenbach 15-9-0 153, Steffy 5-0-1 0.

**Receiving - W&M:** McAulay 5-82 (TD), Mack 5-26 (TD), Nicholas 4-46, Brooks 4-29, Holmes 3-6, Archer 2-15, Trinkle 1-12, Atchison 1-10. **Maryland:** Oquendo 3-55, Williams 2-47, Allen 2-0, Haynos 1-49, Gronkowski 1-9.

**Defense - W&M:** Allen 8 (5 solo, TFL, INT), Rutter 7 (0.5 TFL, PBU), Wheeling 6 (4 solo, 0.5 TFL), Tracy 5 (TFL), O'Neill 5, Riley 3 (TFL), Cox 3 (3 PBU, FR), Wright 2 (TFL, 2 FR), Pigram 2 (TFL).

**Attendance:** 49,763; **Time:** 2:43; **Weather:** 69, partly cloudy

## Game 2

### Maine 20, William and Mary 17

Williamsburg, Va. • Zable Stadium • Sept. 16, 2006

WILLIAMSBURG (9/16/06) -- Maine quarterback Ron Whitcomb rushed for a pair of scores and passed for another to lead the Black Bears past William and Mary, 20-17, in an Atlantic 10 Conference game at Zable Stadium.

Whitcomb, who finished with 64 yards rushing on 21 attempts and 98 yards through the air on 9-of-15 passing, crossed the goal line for the second time on an 8-yard run to give Maine a commanding 20-3 lead in the third quarter.

Tribe quarterback Jake Phillips passed for 184 yards and a touchdown, completing 22 of his career-high 44 attempts. Joe Nicholas brought in five receptions for 46 yards and a touchdown, and DeBrian Holmes scored on a 14-yard run, finishing with 26 yards on four attempts.

W&M's offense came alive behind Phillips in the third, as the Tribe engineered a nine-play, 74-yard scoring drive. Phillips completed a lateral swing pass to Holmes, who finished the drive with a 14-yard scoring run to cut the deficit to 20-10.

Corner Richard Riley ended Maine's next drive with an interception near midfield, but the Tribe's offensive try stalled at the Maine 37-yard line.

Josh Wright came up with another big defensive play on the next series, sacking Whitcomb for a 3-yard loss on first down. Maine eventually was forced to punt, giving it back to W&M.

Consecutive completions by Phillips to R.J. Archer moved the Tribe inside the 20-yard line, and Phillips eventually connected with Nicholas on an 8-yard touchdown pass that trimmed the Maine lead to 20-17 with 8:30 remaining.

W&M had two more possessions in the final seven minutes, but the Tribe could only manage one more first down the rest of the way.

McAulay finished with five catches for 53 yards, and Archer recorded three receptions for 25 yards. Brooks led the Tribe rushing attack with 29 yards on 12 carries.



*Sophomore Kevin Allen forces a Maine fumble in the first quarter.*

|                  | 1 | 2 | 3 | 4 | Final |
|------------------|---|---|---|---|-------|
| Maine            | 7 | 7 | 6 | 0 | 20    |
| William and Mary | 3 | 0 | 7 | 7 | 17    |

#### Scoring Summary

| Qtr | Team | Score  | Time  |
|-----|------|--|-------|
| 1st | W&M  | FG Pritchard 25                                | 10:24 |
|     | UM   | Whitcomb 1 run (McNeill kick)                  | 0:25  |
| 2nd | UM   | Williams 29 pass from Whitcomb (McNeill kick)  | 10:52 |
| 3rd | UM   | Whitcomb 8 run (McNeil kick failed)            | 10:20 |
|     | W&M  | Holmes 14 run (Pritchard kick)                 | 5:49  |
| 4th | W&M  | Nicholas 8 pass from Phillips (Pritchard kick) | 8:30  |

|                    | Maine  | W&M     |
|--------------------|--------|---------|
| First Downs        | 16     | 17      |
| Rushes - Yards     | 48-166 | 25-95   |
| Att-Cmp-Int        | 15-9-1 | 44-22-0 |
| Pass Yards         | 98     | 184     |
| Total Offense      | 264    | 279     |
| Total Plays        | 63     | 69      |
| Fumbles - Lost     | 4-1    | 1-0     |
| 3rd Down Conv.     | 5-13   | 8-18    |
| Penalties - Yards  | 4-45   | 4-40    |
| Sacks by - Yards   | 2-18   | 2-8     |
| Time of Possession | 31:47  | 28:13   |

**Rushing - W&M:** Brooks 12-29, Holmes 4-26 (TD), McAulay 1-15, Mack 1-14, Phillips 7-11. **Maine:** Gordon 23-100, Whitcomb 21-64 (2TD), Randall 1-5, TEAM 3-(-3).

**Passing - W&M:** Phillips 44-22-0 184 (TD), Archer 1-0-0. **Maine:** Whitcomb 15-9-1 98 (TD).

**Receiving - W&M:** McAulay 5-53, Nicholas 5-46 (TD), Archer 3-25, Holmes 3-9, Mack 2-18, Trinkle 2-5, Atchison 1-17, Brooks 1-11. **Maine:** Gordon 3-32, Williams 2-36 (TD), Pierre 2-22, Randall 1-8, Mulligan 1-0.

**Defense - W&M:** Rutter 10 (5 solo), Allen 8 (FF, 4 solo), Pigram 8, Wright 6 (Sack, PBU), O'Neill 5 (Sack, 4 solo), Larkins 5, Riley 5 (INT), Cox 2 (FR)

**Attendance:** 10,706; **Time:** 2:47; **Weather:** 70, overcast, light rain showers



# Game-By-Game Results

## Game 3

**William and Mary 38, VMI 6**

**Williamsburg, Va. • Zable Stadium • Sept. 23, 2006**

WILLIAMSBURG (9/23/06) -- Elijah Brooks rushed for 146 yards and three touchdowns to lead the Tribe past state-rival VMI, 38-6, at Zable Stadium.

W&M posted its 21st consecutive victory over VMI and snapped a six-game losing streak that dated back to the 2005 season.

Brooks recorded his sixth-career 100-yard rushing game and scored three rushing touchdowns for third time, as W&M ran for a season-high 262 yards. DeBrian Holmes added 59 yards rushing on only five carries, and the Tribe held a 472-243 advantage in total offense.

Barrett Way kicked a pair of field goals for VMI, hitting from 26 and 40 yards for the Keydets' only points of the game.

Jake Phillips completed 10 of 17 passing attempts for 111 yards, and Mike Potts threw for 99 yards and two touchdowns, on just 3-of-4 passing, after entering the contest in the third quarter.

Joe Nicholas led the Tribe receiving corps with 78 yards on three grabs, including a 54-yard scoring reception from Potts in the fourth quarter. Elliott Mack added 54 yards on three catches and had a 32-yard touchdown reception from Potts in the third quarter.

Redshirt freshman Adrian Tracy led the Tribe defense with nine stops, including 2.5 tackles for loss, all sacks, and forced a fumble, while Richard Riley added two unassisted stops behind the line of scrimmage. Trevor McLaurin had an interception, and T.J. O'Neill and Ryan Jones each recovered fumbles for the Tribe, which forced multiple turnovers for third time in three games. True freshman Max Harris had a pair of unassisted stops and forced a fourth-quarter VMI fumble.



*Richard Riley celebrates after his 5-yard tackle for loss in the second quarter vs. VMI.*

|                  | 1  | 2 | 3  | 4 | Final |
|------------------|----|---|----|---|-------|
| VMI              | 3  | 0 | 0  | 3 | 6     |
| William and Mary | 14 | 7 | 10 | 7 | 38    |

### Scoring Summary

| Qtr | Team | Score  | Time  |
|-----|------|--|-------|
| 1st | W&M  | Brooks 20 run (Pritchard kick)               | 11:26 |
|     | VMI  | FG Way 26                                    | 5:12  |
| 2nd | W&M  | Brooks 16 run (Pritchard kick)               | 3:28  |
|     | W&M  | Brooks 11 run (Pritchard kick)               | 9:30  |
| 3rd | W&M  | FG Pritchard 30                              | 7:53  |
|     | W&M  | Mack 32 pass from Potts (Pritchard kick)     | 4:07  |
| 4th | W&M  | Nicholas 54 pass from Potts (Pritchard kick) | 14:51 |
|     | VMI  | FG Way 40                                    | 9:12  |

|                    | VMI    | W&M     |
|--------------------|--------|---------|
| First Downs        | 16     | 25      |
| Rushes - Yards     | 51-163 | 31-262  |
| Att-Cmp-Int        | 11-5-1 | 21-13-1 |
| Pass Yards         | 80     | 210     |
| Total Offense      | 243    | 472     |
| Total Plays        | 62     | 52      |
| Fumbles - Lost     | 4-2    | 2-2     |
| 3rd Down Conv.     | 2-12   | 5-7     |
| Penalties - Yards  | 3-25   | 3-20    |
| Sacks by - Yards   | 0-0    | 2-16    |
| Time of Possession | 35:15  | 24:45   |

**Rushing - W&M:** Brooks 15-146 (3 TD), Holmes 5-59, Viola 4-28, Bynum 1-12, McAulay 1-11, Nickerson 3-10, Phillips 2-(-4). **VMI:** Mizzer 26-101, Maypray 4-26, Smith 6-18, Hughes 10-9, Robinson 1-8, Mingsu 1-4, Wilson 3-(-3).

**Passing - W&M:** Phillips 17-10-1 111, Potts 4-3-0 99 (2 TD). **VMI:** Hughes 9-4-1 72, Wilson 2-1-0 8.

**Receiving - W&M:** Nicholas 3-78 (TD), Mack 3-54 (TD), Trinkle 2-26, Archer 2-24, McAulay 2-12, Holmes 1-16. **VMI:** Lloyd 3-26, Gilliland 1-28, Robinson 1-26.

**Defense - W&M:** Tracy 9 (5 solo, 2.5 TFL, 1.5 sack, FF), Ndubueze 8, Tra. McLaurin 7, Allen 6, Riley 4 (2 solo TFL), O'Neill 3 (FR), Jones 3 (FR), Harris 2 (2 solo, FF), Tre. McLaurin 2 (INT).

**Attendance:** 10,208; **Time:** 2:28; **Weather:** 83, Mostly Cloudy, Humid

## Game 4

**Hofstra 16, William and Mary 14**

**Williamsburg, Va. • Zable Stadium • Sept. 30, 2006**

WILLIAMSBURG (9/30/06) -- Rob Zarrilli's third field goal, a 47-yarder with 7:20 remaining in the fourth quarter, lifted Hofstra to a 16-14 victory over William and Mary in Atlantic 10 Football action at sold out Zable Stadium.

Hofstra earned its first conference victory under first-year head coach Dave Cohen and dropped the Tribe to 0-2 in league play and 1-3 overall.

Anton Clarkson passed for 212 yards and a first-half touchdown, an 8-yard strike to R.C. Scarpa, and Zarrilli booted two field goals to give the Pride a 13-7 lead at halftime.

The Tribe rallied to take a 14-13 lead on Jake Phillips' 46-yard flea-flicker touchdown pass to Joe Nicholas with 4:40 remaining in the third quarter, but W&M was held scoreless the rest of the way.

Phillips was 9-for-22 on the day for 189 yards and two touchdowns, including a 10-yard scoring pass to tight end Drew Atchison in the first quarter. Elijah Brooks rushed for 79 yards on 15 attempts, and Nicholas finished with three grabs for 70 yards, his 22nd-straight game with at least one reception.

Tribe defensive tackle C.J. Herbert blocked a 33-yard field goal attempt, preserving the 14-13 lead early in the fourth, before Zarrilli booted the game-winner.

Tracy and Herbert led another solid second-half effort for the Tribe defense, which allowed only the fourth quarter field goal, while limiting the Pride to 17 yards rushing and 132 total yards over the final 30 minutes. Herbert had a solo sack in the second half, in addition to his blocked field goal, while defensive end Adrian Tracy shared the team lead with sophomore linebacker Michael Pigram with 10 total tackles.



*Joe Nicholas scores on a 46-yard reception in the third quarter vs. Hofstra.*

|                  | 1 | 2  | 3 | 4 | Final |
|------------------|---|----|---|---|-------|
| Hofstra          | 0 | 13 | 0 | 3 | 16    |
| William and Mary | 7 | 0  | 7 | 0 | 14    |

### Scoring Summary

| Qtr | Team | Score   | Time  |
|-----|------|---|-------|
| 1st | W&M  | Atchison 10 pass from Phillips (Pritchard kick) | 9:14  |
| 2nd | HU   | Scarpa 8 pass from Clarkson n(Zarrilli kick)    | 10:22 |
|     | HU   | FG 24 Zarrilli                                  | 6:00  |
| 3rd | HU   | FG 45 Zarrilli                                  | 0:47  |
|     | W&M  | Nicholas 46 pass from Phillips (Pritchard kick) | 4:40  |
| 4th | HU   | FG Zarrilli 47                                  | 7:20  |

|                    | HU      | W&M    |
|--------------------|---------|--------|
| First Downs        | 20      | 11     |
| Rushes - Yards     | 36-132  | 29-70  |
| Att-Cmp-Int        | 34-18-0 | 22-9-1 |
| Pass Yards         | 212     | 189    |
| Total Offense      | 344     | 259    |
| Total Plays        | 70      | 51     |
| Fumbles - Lost     | 1-1     | 1-0    |
| 3rd Down Conv.     | 5-16    | 3-12   |
| Penalties - Yards  | 5-55    | 7-65   |
| Sacks by - Yards   | 3-25    | 2-17   |
| Time of Possession | 33:51   | 26:09  |

**Rushing - W&M:** Brooks 15-79, Bynum 1-1, Holmes 3-(-2), Phillips 10-(-8). **HU:** Huggins 16-78, Villante 1-36, Crenshaw 8-31, Clarkson 8-(-4).

**Passing - W&M:** Phillips 22-9-1, 189 (2 TD). **HU:** Clarkson 33-18-0, 212 (TD), Crenshaw 1-0-0.

**Receiving - W&M:** Nicholas 3-70 (TD), McAulay 2-53, Brooks 1-30, Archer 1-19, Atchison 1-10 (TD), Trinkle 1-7. **HU:** Sullivan 6-69, Smith 5-76, Huggins 3-16, Brooks 1-30, Scarpa 1-8 (TD), Riley 1-8, Lewis 1-5.


**Defense - W&M:** Pigram 10 (9 solo, TFL), Tracy 10 (4 solo, 2 TFL, sack), Wheeling 7, Williamson 6, Wright 6 (FF), Cox 5 (5 solo, PBU), Herbert 4 (TFL, sack, Blocked FG), O'Neill 2 (FR).

**Attendance:** 12,259; **Time:** 2:51; **Weather:** 75, Sunny

# Tribe Honor Roll

## 2006 Quarterback Club Weekly Awards - Hofstra 9/30

### Offense



**Elijah Brooks, Sr., RB**

Brooks gained 79 yards rushing on 15 attempts and added one reception for 30 yards. He has rushed for 225 yards on 30 attempts over the past two games, an average of 7.5 yards per attempt.

**Previous Winners**

Maryland - Sept. 2

Cody Morris, Sr., OL

Team 310 yards of total offense

Maine - Sept. 16

Matt Trinkle, Sr., TE

2 rec., 5 yards

VMI - Sept. 23

Elijah Brooks, Sr., RB

15 att., 146 yards rushing, 3 touchdowns

### Defense



**Michael Pigram, So., LB**

Pigram shared the team lead with a career-best 10 tackles against Hofstra Saturday, recording nine unassisted stops, and forced a fumble.

**Previous Winners**

Maryland - Sept. 2

Derek Cox, So., CB

3 TT, 3 PBU, fumble recovery

Maine - Sept. 16

Josh Wright, Sr., DE

6 TT, 2 solo, solo sack

VMI - Sept. 23

Adrian Tracy, RF, DE

9 total tackles, 5 solo, 2.5 tackles for loss, 1.5 sacks, forced fumble

### Special Teams



**Blair Pritchard, Sr., P**

Pritchard punted five times for 230 yards, recording a season-best 46.0 average against the Pride. He downed one kick inside the 20-yard line and booted a season-long 50-yarder.

**Previous Winners**

Maryland - Sept. 2

DeBrian Holmes, So., KR/RB

4 KO returns for 90 yards, including long of 32 yards

Maine - Sept. 16

Drew Atchison, Jr., TE

1 rec., 17 yards

VMI - Sept. 23

Derek Cox, So., PR

4 punt returns, 42 yards, 24-yard long

2006 William and Mary Football  
 William and Mary Overall Team Statistics (as of Sep 30, 2006)  
 All games

| TEAM STATISTICS              | WM       | OPP     |
|------------------------------|----------|---------|
| -----                        |          |         |
| SCORING.....                 | 83       | 69      |
| Points Per Game.....         | 20.8     | 17.2    |
| FIRST DOWNS.....             | 69       | 70      |
| Rushing.....                 | 33       | 43      |
| Passing.....                 | 36       | 21      |
| Penalty.....                 | 0        | 6       |
| RUSHING YARDAGE.....         | 511      | 674     |
| Yards gained rushing.....    | 614      | 792     |
| Yards lost rushing.....      | 103      | 118     |
| Rushing Attempts.....        | 114      | 175     |
| Average Per Rush.....        | 4.5      | 3.9     |
| Average Per Game.....        | 127.8    | 168.5   |
| TDs Rushing.....             | 4        | 5       |
| PASSING YARDAGE.....         | 809      | 543     |
| Att-Comp-Int.....            | 128-69-2 | 79-41-3 |
| Average Per Pass.....        | 6.3      | 6.9     |
| Average Per Catch.....       | 11.7     | 13.2    |
| Average Per Game.....        | 202.2    | 135.8   |
| TDs Passing.....             | 7        | 2       |
| TOTAL OFFENSE.....           | 1320     | 1217    |
| Total Plays.....             | 242      | 254     |
| Average Per Play.....        | 5.5      | 4.8     |
| Average Per Game.....        | 330.0    | 304.2   |
| KICK RETURNS: #-YARDS.....   | 12-192   | 13-197  |
| PUNT RETURNS: #-YARDS.....   | 8-67     | 10-67   |
| INT RETURNS: #-YARDS.....    | 3-20     | 2-0     |
| KICK RETURN AVERAGE.....     | 16.0     | 15.2    |
| PUNT RETURN AVERAGE.....     | 8.4      | 6.7     |
| INT RETURN AVERAGE.....      | 6.7      | 0.0     |
| FUMBLES-LOST.....            | 4-2      | 12-7    |
| PENALTIES-YARDS.....         | 16-140   | 14-135  |
| Average Per Game.....        | 35.0     | 33.8    |
| PUNTS-YARDS.....             | 20-686   | 17-657  |
| Average Per Punt.....        | 34.3     | 38.6    |
| Net punt average.....        | 31.0     | 34.7    |
| TIME OF POSSESSION/GAME..... | 27:38    | 32:22   |
| 3RD-DOWN CONVERSIONS.....    | 20/52    | 14/51   |
| 3rd-Down Pct.....            | 38%      | 27%     |
| 4TH-DOWN CONVERSIONS.....    | 2/8      | 3/4     |
| 4th-Down Pct.....            | 25%      | 75%     |
| SACKS BY-YARDS.....          | 6-41     | 7-56    |
| MISC YARDS.....              | 0        | 0       |
| TOUCHDOWNS SCORED.....       | 11       | 7       |
| FIELD GOALS-ATTEMPTS.....    | 2-3      | 7-8     |
| PAT-ATTEMPTS.....            | 11-11    | 6-7     |
| ATTENDANCE.....              | 33173    | 49763   |
| Games/Avg Per Game.....      | 3/11058  | 1/49763 |
| Neutral Site Games.....      |          | 0/0     |

| SCORE BY QUARTERS    | 1st | 2nd | 3rd | 4th | Total |
|----------------------|-----|-----|-----|-----|-------|
| -----                |     |     |     |     |       |
| William and Mary.... | 24  | 14  | 24  | 21  | 83    |
| Opponents.....       | 24  | 30  | 9   | 6   | 69    |

2006 William and Mary Football  
 William and Mary Overall Individual Statistics (as of Sep 30, 2006)  
 All games

| RUSHING        | GP | Att | Gain | Loss | Net | Avg  | TD | Long | Avg/G |
|----------------|----|-----|------|------|-----|------|----|------|-------|
| Elijah Brooks  | 4  | 59  | 329  | 13   | 316 | 5.4  | 3  | 25   | 79.0  |
| DeBrian Holmes | 4  | 15  | 101  | 8    | 93  | 6.2  | 1  | 25   | 23.2  |
| Tony Viola     | 4  | 4   | 28   | 0    | 28  | 7.0  | 0  | 11   | 7.0   |
| D.J. McAulay   | 4  | 2   | 26   | 0    | 26  | 13.0 | 0  | 15   | 6.5   |
| Elliott Mack   | 4  | 1   | 14   | 0    | 14  | 14.0 | 0  | 14   | 3.5   |
| Raphael Bynum  | 4  | 2   | 13   | 0    | 13  | 6.5  | 0  | 12   | 3.2   |
| Jake Phillips  | 4  | 28  | 93   | 82   | 11  | 0.4  | 0  | 13   | 2.8   |
| Matt Nickerson | 2  | 3   | 10   | 0    | 10  | 3.3  | 0  | 5    | 5.0   |
| Total.....     | 4  | 114 | 614  | 103  | 511 | 4.5  | 4  | 25   | 127.8 |
| Opponents..... | 4  | 175 | 792  | 118  | 674 | 3.9  | 5  | 36   | 168.5 |

| PASSING        | GP | Effic  | Att-Cmp-Int | Pct  | Yds | TD | Lng | Avg/G |
|----------------|----|--------|-------------|------|-----|----|-----|-------|
| Jake Phillips  | 4  | 104.00 | 113-57-2    | 50.4 | 611 | 4  | 46  | 152.8 |
| Mike Potts     | 2  | 275.23 | 14-12-0     | 85.7 | 198 | 3  | 54  | 99.0  |
| R.J. Archer    | 4  | 0.00   | 1-0-0       | 0.0  | 0   | 0  | 0   | 0.0   |
| Total.....     | 4  | 121.92 | 128-69-2    | 53.9 | 809 | 7  | 54  | 202.2 |
| Opponents..... | 4  | 110.39 | 79-41-3     | 51.9 | 543 | 2  | 47  | 135.8 |

| RECEIVING      | GP | No. | Yds | Avg  | TD | Long | Avg/G |
|----------------|----|-----|-----|------|----|------|-------|
| Joe Nicholas   | 4  | 15  | 240 | 16.0 | 3  | 54   | 60.0  |
| D.J. McAulay   | 4  | 14  | 200 | 14.3 | 1  | 49   | 50.0  |
| Elliott Mack   | 4  | 10  | 98  | 9.8  | 2  | 32   | 24.5  |
| R.J. Archer    | 4  | 8   | 83  | 10.4 | 0  | 20   | 20.8  |
| DeBrian Holmes | 4  | 7   | 31  | 4.4  | 0  | 16   | 7.8   |
| Elijah Brooks  | 4  | 6   | 70  | 11.7 | 0  | 30   | 17.5  |
| Matt Trinkle   | 4  | 6   | 50  | 8.3  | 0  | 14   | 12.5  |
| Drew Atchison  | 4  | 3   | 37  | 12.3 | 1  | 17   | 9.2   |
| Total.....     | 4  | 69  | 809 | 11.7 | 7  | 54   | 202.2 |
| Opponents..... | 4  | 41  | 543 | 13.2 | 2  | 47   | 135.8 |

| PUNT RETURNS   | No. | Yds | Avg | TD | Long |
|----------------|-----|-----|-----|----|------|
| Derek Cox      | 8   | 67  | 8.4 | 0  | 24   |
| Total.....     | 8   | 67  | 8.4 | 0  | 24   |
| Opponents..... | 10  | 67  | 6.7 | 0  | 20   |

| INTERCEPTIONS   | No. | Yds | Avg  | TD | Long |
|-----------------|-----|-----|------|----|------|
| Richard Riley   | 1   | 14  | 14.0 | 0  | 14   |
| Trevor McLaurin | 1   | 6   | 6.0  | 0  | 6    |
| Kevin Allen     | 1   | 0   | 0.0  | 0  | 0    |
| Total.....      | 3   | 20  | 6.7  | 0  | 14   |
| Opponents.....  | 2   | 0   | 0.0  | 0  | 0    |

| KICK RETURNS   | No. | Yds | Avg  | TD | Long |
|----------------|-----|-----|------|----|------|
| DeBrian Holmes | 10  | 174 | 17.4 | 0  | 32   |
| Raphael Bynum  | 1   | 6   | 6.0  | 0  | 6    |
| Elijah Brooks  | 1   | 12  | 12.0 | 0  | 12   |
| Total.....     | 12  | 192 | 16.0 | 0  | 32   |
| Opponents..... | 13  | 197 | 15.2 | 0  | 25   |

| FUMBLE RETURNS | No. | Yds | Avg | TD | Long |
|----------------|-----|-----|-----|----|------|
| Total.....     | 0   | 0   | 0.0 | 0  | 0    |
| Opponents..... | 0   | 0   | 0.0 | 0  | 0    |

**2006 William and Mary Football**  
**William and Mary Overall Individual Statistics (as of Sep 30, 2006)**  
**All games**

| SCORING         | ----- PATs ----- |     |       |      |     |      |     |     |        |
|-----------------|------------------|-----|-------|------|-----|------|-----|-----|--------|
|                 | TD               | FGs | Kick  | Rush | Rcv | Pass | DXP | Saf | Points |
| Elijah Brooks   | 3                | 0-0 | 0-0   | 0-0  | 0   | 0-0  | 0   | 0   | 18     |
| Joe Nicholas    | 3                | 0-0 | 0-0   | 0-0  | 0   | 0-0  | 0   | 0   | 18     |
| Blair Pritchard | 0                | 2-3 | 11-11 | 0-0  | 0   | 0-0  | 0   | 0   | 17     |
| Elliott Mack    | 2                | 0-0 | 0-0   | 0-0  | 0   | 0-0  | 0   | 0   | 12     |
| D.J. McAulay    | 1                | 0-0 | 0-0   | 0-0  | 0   | 0-0  | 0   | 0   | 6      |
| DeBrian Holmes  | 1                | 0-0 | 0-0   | 0-0  | 0   | 0-0  | 0   | 0   | 6      |
| Drew Atchison   | 1                | 0-0 | 0-0   | 0-0  | 0   | 0-0  | 0   | 0   | 6      |
| Total.....      | 11               | 2-3 | 11-11 | 0-0  | 0   | 0-0  | 0   | 0   | 83     |
| Opponents.....  | 7                | 7-8 | 6-7   | 0-0  | 0   | 0-0  | 0   | 0   | 69     |

| TOTAL OFFENSE  | G | Plays | Rush | Pass | Total | Avg/G |
|----------------|---|-------|------|------|-------|-------|
| Jake Phillips  | 4 | 141   | 11   | 611  | 622   | 155.5 |
| Elijah Brooks  | 4 | 59    | 316  | 0    | 316   | 79.0  |
| Mike Potts     | 2 | 14    | 0    | 198  | 198   | 99.0  |
| DeBrian Holmes | 4 | 15    | 93   | 0    | 93    | 23.2  |
| Tony Viola     | 4 | 4     | 28   | 0    | 28    | 7.0   |
| D.J. McAulay   | 4 | 2     | 26   | 0    | 26    | 6.5   |
| Elliott Mack   | 4 | 1     | 14   | 0    | 14    | 3.5   |
| Raphael Bynum  | 4 | 2     | 13   | 0    | 13    | 3.2   |
| Matt Nickerson | 2 | 3     | 10   | 0    | 10    | 5.0   |
| Total.....     | 4 | 242   | 511  | 809  | 1320  | 330.0 |
| Opponents..... | 4 | 254   | 674  | 543  | 1217  | 304.2 |

| FIELD GOALS     | FGM-FGA | Pct  | 01-19 | 20-29 | 30-39 | 40-49 | 50-99 | Lg | Blk |
|-----------------|---------|------|-------|-------|-------|-------|-------|----|-----|
| Blair Pritchard | 2-3     | 66.7 | 0-0   | 1-1   | 1-2   | 0-0   | 0-0   | 30 | 0   |

| FG SEQUENCE | William and Mary | OPPONENTS         |
|-------------|------------------|-------------------|
| Maryland    | -                | (39),(25)         |
| MAINE       | (25),38          | -                 |
| VMI         | (30)             | (26),(40)         |
| HOFSTRA     | -                | (24),(45),33,(47) |

Numbers in (parentheses) indicate field goal was made.

| PUNTING         | No. | Yds | Avg  | Long | TB | FC | I20 | Blkd |
|-----------------|-----|-----|------|------|----|----|-----|------|
| Blair Pritchard | 18  | 650 | 36.1 | 50   | 0  | 0  | 2   | 1    |
| TEAM            | 1   | 0   | 0.0  | 0    | 0  | 0  | 0   | 0    |
| Corey Davis     | 1   | 36  | 36.0 | 36   | 0  | 0  | 0   | 0    |
| Total.....      | 20  | 686 | 34.3 | 50   | 0  | 0  | 2   | 1    |
| Opponents.....  | 17  | 657 | 38.6 | 58   | 2  | 0  | 6   | 0    |

| KICKOFFS        | No. | Yds  | Avg  | TB | OB |
|-----------------|-----|------|------|----|----|
| Blair Pritchard | 17  | 877  | 51.6 | 4  | 0  |
| Total.....      | 17  | 877  | 51.6 | 4  | 0  |
| Opponents.....  | 18  | 1069 | 59.4 | 6  | 0  |

2006 William and Mary Football  
 William and Mary Overall Individual Statistics (as of Sep 30, 2006)  
 All games

| ALL PURPOSE     | G | Rush | Rec | PR | KOR | IR | Tot  | Avg/G |
|-----------------|---|------|-----|----|-----|----|------|-------|
| Elijah Brooks   | 4 | 316  | 70  | 0  | 12  | 0  | 398  | 99.5  |
| DeBrian Holmes  | 4 | 93   | 31  | 0  | 174 | 0  | 298  | 74.5  |
| Joe Nicholas    | 4 | 0    | 240 | 0  | 0   | 0  | 240  | 60.0  |
| D.J. McAulay    | 4 | 26   | 200 | 0  | 0   | 0  | 226  | 56.5  |
| Elliott Mack    | 4 | 14   | 98  | 0  | 0   | 0  | 112  | 28.0  |
| R.J. Archer     | 4 | 0    | 83  | 0  | 0   | 0  | 83   | 20.8  |
| Derek Cox       | 4 | 0    | 0   | 67 | 0   | 0  | 67   | 16.8  |
| Matt Trinkle    | 4 | 0    | 50  | 0  | 0   | 0  | 50   | 12.5  |
| Drew Atchison   | 4 | 0    | 37  | 0  | 0   | 0  | 37   | 9.2   |
| Tony Viola      | 4 | 28   | 0   | 0  | 0   | 0  | 28   | 7.0   |
| Raphael Bynum   | 4 | 13   | 0   | 0  | 6   | 0  | 19   | 4.8   |
| Richard Riley   | 4 | 0    | 0   | 0  | 0   | 14 | 14   | 3.5   |
| Jake Phillips   | 4 | 11   | 0   | 0  | 0   | 0  | 11   | 2.8   |
| Matt Nickerson  | 2 | 10   | 0   | 0  | 0   | 0  | 10   | 5.0   |
| Trevor McLaurin | 4 | 0    | 0   | 0  | 0   | 6  | 6    | 1.5   |
| Total.....      | 4 | 511  | 809 | 67 | 192 | 20 | 1599 | 399.8 |
| Opponents.....  | 4 | 674  | 543 | 67 | 197 | 0  | 1481 | 370.2 |

2006 William and Mary Football  
 William and Mary Overall Defensive Statistics (as of Oct 02, 2006)  
 All games

| DEFENSIVE LEADERS  | GP | -----Tackles----- |     |       | TFL/Yds | -Sacks- | ---Pass Def--- |         |      | -Fumbles- |         | Blkd |      |
|--------------------|----|-------------------|-----|-------|---------|---------|----------------|---------|------|-----------|---------|------|------|
|                    |    | Solo              | Ast | Total |         |         | No-Yds         | Int-Yds | BrUp | QBH       | Rcv-Yds | FF   | Kick |
| 97 Adrian Tracy    | 4  | 13                | 15  | 28    | 5.5-27  | 2.5-22  | .              | 1       | .    | .         | 1       | .    | .    |
| 36 Kevin Allen     | 4  | 14                | 12  | 26    | 1.0-2   | .       | 1-0            | 2       | .    | .         | 1       | .    | .    |
| 21 Michael Pigram  | 4  | 15                | 8   | 23    | 2.5-5   | .       | .              | .       | .    | .         | 1       | .    | .    |
| 44 Josh Rutter     | 3  | 6                 | 14  | 20    | 0.5-1   | .       | .              | 1       | .    | .         | .       | .    | .    |
| 40 Chris Ndubueze  | 4  | 6                 | 12  | 18    | .       | .       | .              | 1       | .    | .         | .       | .    | .    |
| 52 Travis McLaurin | 4  | 4                 | 14  | 18    | .       | .       | .              | 1       | .    | .         | .       | .    | .    |
| 8 Alan Wheeling    | 4  | 6                 | 10  | 16    | 0.5-1   | .       | .              | .       | .    | .         | .       | .    | .    |
| 24 Richard Riley   | 4  | 8                 | 7   | 15    | 3.0-14  | .       | 1-14           | 1       | .    | .         | .       | .    | .    |
| 39 T.J. O'Neill    | 4  | 8                 | 7   | 15    | 1.0-5   | 1.0-5   | .              | .       | .    | 2-0       | .       | .    | .    |
| 94 Josh Wright     | 4  | 5                 | 9   | 14    | 3.0-8   | 1.5-6   | .              | 1       | .    | 2-0       | .       | .    | .    |
| 95 Cort. Herbert   | 4  | 3                 | 8   | 11    | 1.0-8   | 1.0-8   | .              | .       | .    | .         | .       | 1    | .    |
| 37 Derek Cox       | 4  | 8                 | 3   | 11    | 0.5-2   | .       | .              | 4       | .    | 2-0       | .       | .    | .    |
| 77 B. Williamson   | 4  | 3                 | 8   | 11    | 1.0-1   | .       | .              | .       | .    | .         | .       | .    | .    |
| 23 Trevor McLaurin | 4  | 4                 | 6   | 10    | 0.5-2   | .       | 1-6            | .       | .    | .         | .       | .    | .    |
| 19 David Caldwell  | 4  | 4                 | 5   | 9     | .       | .       | .              | .       | .    | .         | .       | .    | .    |
| 99 Josh Larkins    | 4  | 3                 | 5   | 8     | .       | .       | .              | .       | .    | .         | .       | .    | .    |
| 22 David Houff     | 4  | 4                 | 2   | 6     | .       | .       | .              | .       | .    | .         | .       | .    | .    |
| 93 Sean Lissemore  | 3  | .                 | 5   | 5     | .       | .       | .              | .       | .    | .         | .       | .    | .    |
| 35 Ryan Horvath    | 1  | 2                 | 2   | 4     | .       | .       | .              | .       | .    | .         | .       | .    | .    |
| 49 Raphael Bynum   | 4  | 3                 | .   | 3     | .       | .       | .              | .       | .    | .         | .       | .    | .    |
| 92 Ryan Jones      | 1  | .                 | 3   | 3     | .       | .       | .              | .       | .    | 1-0       | .       | .    | .    |
| 96 Daniel Pulley   | 1  | .                 | 3   | 3     | .       | .       | .              | .       | .    | .         | .       | .    | .    |
| 31 Max Harris      | 3  | 2                 | .   | 2     | .       | .       | .              | .       | .    | .         | 1       | .    | .    |
| 41 Shel. Alexander | 4  | 2                 | .   | 2     | .       | .       | .              | .       | .    | .         | .       | .    | .    |
| 98 Rob Varno       | 4  | 1                 | 1   | 2     | .       | .       | .              | .       | .    | .         | .       | .    | .    |
| 5 Tony Viola       | 4  | 1                 | .   | 1     | .       | .       | .              | .       | .    | .         | .       | .    | .    |
| 50 Todd Reyher     | 3  | .                 | 1   | 1     | .       | .       | .              | .       | .    | .         | .       | .    | .    |
| 91 Blair Pritchard | 4  | 1                 | .   | 1     | .       | .       | .              | .       | .    | .         | .       | .    | .    |
| 42 Fred Johnson    | 4  | .                 | 1   | 1     | .       | .       | .              | .       | .    | .         | .       | .    | .    |
| 67 Brent Cochran   | 4  | .                 | 1   | 1     | .       | .       | .              | .       | .    | .         | .       | .    | .    |
| Total.....         | 4  | 126               | 162 | 288   | 20-76   | 6-41    | 3-20           | 12      | .    | 7-0       | 4       | 1    | .    |
| Opponents.....     | 4  | 121               | 122 | 243   | 17-80   | 7-56    | 2-0            | 18      | 5    | 2-0       | 1       | 1    | .    |