

'06

Tribe

05
i
n
R
e
v
i
e
w



Pat Mulloy



All-Conference Center



2005 Season Review

After an amazing 2004 season, which saw W&M advance to the national semifinals and finish with a No. 3 final national ranking, expectations and hopes for a return trip to the playoffs were high entering the fall of 2005. And after a 5-2 start, which included a 42-10 pasting of top-ranked New Hampshire at Zable Stadium, the Tribe was well on its way to another postseason berth. But, playoff aspirations and a quest for the 16th winning season in the last 18 years were dashed by a season-ending, four-game losing streak that featured two heart-breaking one-point losses at home.

W&M's four-game slide was its longest since 2003, and at 5-6, the Tribe posted its first sub-.500 season since 2000. With a final 3-5 mark in A10 play, the 2005 campaign also marked W&M's first sub-.500 conference season joining the A10 in 1993.

Despite the unpleasant ending, the 2005 season provided both some memorable and historic moments. Zable Stadium, the Tribe's venerable home since 1935, saw a new addition with the construction of permanent lights for the playing field and nearby practice field. The state-of-the-art lighting system debuted for the Tribe's Nov. 5th contest against state-rival James Madison, marking the first regular season night game held at Zable Stadium. In a rematch of the 2004 NCAA Semifinal played under temporary lighting at Zable a season earlier, the Dukes and Tribe once again battled in front of a sellout crowd with JMU pulling out a 30-29 victory on a 44-yard field goal with three seconds remaining.

Two of the more memorable moments came in back-to-back weeks, as W&M won its first game over a No. 1 nationally ranked team, defeating New Hampshire on Oct. 1. In front of a rain-soaked crowd, Stephen Cason set the tone by returning the opening kickoff 92 yards for a touchdown and Elijah Brooks scored four touchdowns on the afternoon to fuel the rout. A week later at Northeastern, redshirt freshman quarterback Jake Phillips came off the bench in the second half and rallied the Tribe from a 31-10 fourth-quarter deficit to force overtime, and W&M eventually prevailed on Phillips' 8-yard scoring run in the second extra session.

The 2005 season also brought to a close the record-breaking career of place-kicker Greg Kuehn, who will leave the College as one of the program's most decorated athletes. An All-American and former conference special teams player of the year, Kuehn shattered the Atlantic 10 record for career field goals and also set the school standard with 59 field goals, a mark that ranks eighth in NCAA I-AA history. Kuehn also stands as the College's career scoring leader at 343 points, which also ranks third in NCAA history for kickers. Additionally, Kuehn became the first A10 kicker to earn all-conference honors in each of his four seasons.

The 2005 campaign began on the first day of September in Huntington, W.Va., as the Tribe took on Division I-A Marshall. The Thundering Herd struck first on a short field goal, but the Tribe answered quickly with a 47-yard field goal by Kuehn. Then, after trailing 23-10 at the half, Mike Potts threw touchdown passes to Brooks and Tony Viola in the third quarter, and W&M had Marshall on the ropes leading 24-23, before eventually falling 36-24.

Again on the road the following week, W&M traveled to historic Lexington, Va., to battle VMI, and behind Phillips, the Tribe cruised to a 41-7 victory and its 20th consecutive win over the Keydets. Phillips was named the A10 Rookie of the Week after throwing for 202 yards and a touchdown on 17-for-21 passing and rushing for another score. Cason was named the league's defensive player of the week after returning an interception 57 yards for a touchdown.

After a tough loss at Rhode Island, W&M finally made its home debut on Sept. 24 against another state-rival, Liberty, and much to the delight of the Zable faithful, the Tribe dominated the Flames 56-0. W&M piled up a season-high 635 yards of total offense and Brooks scored four times, while the defense surrendered only 145 total yards and posted its first shutout since 2001.

Riding the momentum of the blowout victory, W&M welcomed top-ranked New Hampshire to Williamsburg following a bye week. Brooks was the offensive star once again, rushing for 135 yards and four touchdowns to earn his second A10 Offensive Player of the Week citation in as many games. The Tribe defense forced four turnovers and held the nation's top offense scoreless in the second half.

A week later, W&M needed a spark, and a little magic, on the road at Northeastern, as the Tribe faced a 31-10 deficit heading into the fourth quarter. Phillips, who entered the contest in the third, provided the spark W&M needed, completing 16-of-18 attempts for 231 yards and three touchdowns in little over a quarter and a half to force overtime. Phillips, who also rushed nine times for 32 yards and the game-winner in double-OT, was named the A10 Offensive Player of the Week and the I-AA National Player of the Week by the College Sports Report after the performance.

W&M continued to roll the following week, handling Towson in front of a Homecoming crowd at Zable to the tune of 44-13. The Tribe reeled off 28 unanswered points after the break, while the defense took control in the second half, allowing 95 total yards, including just nine yards rushing, while recording two turnovers and four sacks in the final 30 minutes. One of the turnovers was a Ryan Nickell interception, which the junior linebacker returned 72 yards for a touchdown that blew the game wide open.

But, a week later, W&M's four-game win streak came to an abrupt end with a 35-21 loss at Villanova, before JMU's Paul Wantuck made it two-straight losses with his 44-yard field goal on Nov. 5. The next week, Delaware handed the Tribe another devastating one-point loss, 22-21, at Zable Stadium, despite Phillips passing for a career-high 289 yards and adding two rushing scores. W&M's slide reached four games in the season finale, when the Tribe ran into the wrecking crew that was Richmond, the Co-Atlantic 10 Champions and NCAA Quarterfinalists.



Jake Phillips scores on an 8-yard touchdown run in the second overtime period, giving the Tribe a thrilling, 44-41, victory at Northeastern on Oct. 15. W&M trailed 31-10 before Phillips tossed three fourth-quarter touchdown passes to force overtime.

2005 Season Results

Date	Opponent	Result/Score
Sept. 1	at Marshall	L, 24-36
Sept. 10	at VMI	W, 41-7
Sept. 17	*at Rhode Island	L, 29-48
Sept. 24	LIBERTY	W, 56-0
Oct. 8	*#1 NEW HAMPSHIRE	W, 42-10
Oct. 15	*at Northeastern	W, 44-41 (2 OT)
Oct. 22	*TOWSON	W, 44-13
Oct. 29	*at Villanova	L, 21-35
Nov. 5	*JAMES MADISON	L, 29-30
Nov. 12	*DELAWARE	L, 21-22
Nov. 19	*at #17 Richmond	L, 7-41

Tribe in the Rankings

Week	Sports Network	ESPN-USA Today
Pre.	9	9
Sept. 5	11	--
Sept. 12	7	7
Sept. 19	16	16
Sept. 26	19	17
Oct. 3	17	17
Oct. 10	11	11
Oct. 17	12	9
Oct. 24	9	8
Oct. 31	16	18
Nov. 7	24	24
Nov. 14	RV	RV
Nov. 21	--	--
Final	--	--

2005 Honors and Awards

Individual Superlatives

Greg Kuehn, Sr., PK

- W&M career record holder for field goals (59)
- Atlantic 10 career record holder for field goals (59)
- W&M career record holder for scoring (343)
- W&M career record for extra points (166)
- First place-kicker in A10 history to earn all-conference honors in all four seasons of eligibility
- Ranks third in NCAA Division I-AA history in scoring by kickers (343)
- Ranks eighth in NCAA Division I-AA history in career field goals (59)

Jake Phillips, RF, QB

- W&M freshman quarterback record for rushing touchdowns (8)

Individual Honors

Adam Bratton, Sr., TE

- Second team All-Atlantic 10

Elijah Brooks, Jr., RB

- Second team All-Atlantic 10
- Second team all-state (VaSID)
- A10 Offensive Player of the Week (Oct. 8)

Stephen Cason, Sr., DB

- Second team All-Atlantic 10
- Second team all-state (VaSID)
- A10 Defensive Player of the Week (Oct. 22)
- A10 Special Teams Player of the Week (Oct. 8)
- Postseason all-star games (Magnolia Gridiron Classic, Las Vegas All-American Classic)
- Preseason All-A10

Greg Kuehn, Sr., PK

- Second team All-Atlantic 10
- Preseason All-A10
- Preseason second team All-American (Sports Network)

Cody Morris, Jr., OL

- Third team All-Atlantic 10
- Preseason All-A10
- Preseason third team All-American (I-AA.org)

Pat Mulloy, Sr., OL

- Second team All-Atlantic 10
- Second team all-state (VaSID)

Brian Neely, Jr., DL

- Atlantic 10 academic all-conference

Ryan Nickell, Jr., LB

- Atlantic 10 Defensive Player of the Week (Oct. 22)
- A10 academic all-conference

Adam O'Connor, Sr., DE

- Third team All-Atlantic 10
- Preseason All-Atlantic 10

Jake Phillips, RF, QB

- Atlantic 10 Offensive Player of the Week (Oct. 15)
- A10 Rookie of the Week (Sept. 10, Oct. 15)
- College Sports Report I-AA National Performer of the Week (Oct. 18)

Jon Shaw, Sr., SS

- Atlantic 10 academic all-conference

Matt Trinkle, Jr., TE

- Second team All-Atlantic 10
- A10 academic all-conference

Quarterback Club Players of the Week

Marshall

Offense - Elijah Brooks
Defense - Richard Riley
Special Teams - Josh Rutter

VMI

O - Pat Mulloy
D - Stephen Cason
S - Derek Cox

Rhode Island

O - Elijah Brooks
D - Jon Shaw
S - Blair Pritchard

Liberty

O - Matt Trinkle
D - Ryan Nickell
S - Zach Stout

New Hampshire

O - Elijah Brooks
D - Stephen Cason
S - Blair Pritchard

Northeastern

O - Jake Phillips
D - Jon Shaw
S - David Page

Towson

O - Cody Morris
D - Ryan Nickell
S - Greg Kuehn

Villanova

O - Josh Lustig
D - James Miller
S - Blair Pritchard

James Madison

O - Cody Morris
D - James Miller
S - Greg Kuehn

Delaware

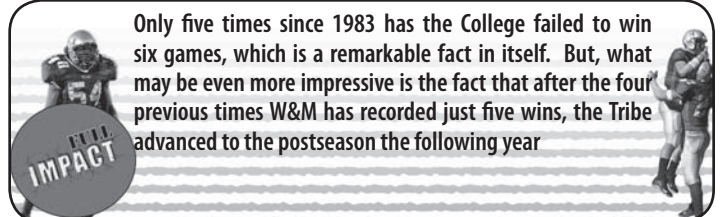
O - DeBrihan Holmes
D - Josh Rutter
S - Brandon Burrow

Richmond

O - Patrick Mulloy
D - Brian Williamson
S - Trevor McLaurin



Offensive linemen Cody Morris (68) and Pat Mulloy (59) were each All-Atlantic 10 selections in 2005. Morris earned his second-career all-conference citation, while Mulloy received his first.



2005 Results

Game 1

Marshall 36, #9 William & Mary 24

Huntington, WV • Joan C. Edwards Stadium • Sept. 1, 2005

HUNTINGTON, WV (9/1/05) -- Tribe junior tailback Elijah Brooks rushed for a career-high 149 yards, but Marshall used a game-breaking 70-yard fumble return for a touchdown late in the third quarter to rally for a 36-24 victory over W&M at Edwards Stadium.

The Tribe led 24-23 after a pair of touchdown tosses from sophomore quarterback Mike Potts, who made his first-career start, in the third period and was on the move again deep in MU territory, when Herd linebacker Matt Coach picked up a Potts fumble and raced 70 yards for a touchdown.

After W&M's next drive stalled, the Herd put it away with an 11-play, 84-yard drive capped by Bernie Morris' third touchdown pass of the contest, a 12-yard hook-up with Hiram Moore.

Brooks gained 149 yards on 28 carries, surpassing his previous career best of 120 set last season against Hampton and hauled in a 19-yard scoring reception from Potts that pulled W&M within 23-17 at the 10:29 mark of the third.

After junior linebacker Ryan Nickell recovered a fumble forced by senior defensive end Jonas Watson at the Herd 30-yard line, Potts connected with redshirt freshman Tony Viola for an 18-yard touchdown pass, the first of Viola's career, to give W&M its first and only lead of the game.

Redshirt freshman linebacker Josh Rutter, in his first career start, paced the defense with 16 total tackles, while classmate Kevin Allen recorded the first interception of his career in the first half.

Senior Greg Kuehn nailed a 47-yard field goal in the first to knot the game at 3-3, and Matt Otey recovered a fumble in the end zone in the second that evened the game at 10-10.



Elijah Brooks en route to a career-high 149 yards rushing at Marshall.

	1	2	3	4	Final
William and Mary	3	7	14	0	24
Marshall	10	13	6	7	36

Scoring Summary

Qtr	Team	Score	Time
1st	MU	FG O'Connor 28	13:37
	W&M	FG Kuehn 47	12:27
	MU	Bradshaw 5 run (O'Connor kick)	5:38
2nd	W&M	Otey recovered fumble in end zone (Kuehn kick)	7:30
	MU	Bradshaw 52 pass from Morris (O'Connor kick)	5:38
	MU	Lauzon 25 pass from Morris (O'Connor kick)	1:32
3rd	W&M	Brooks 19 pass from Potts (Kuehn kick)	10:29
	W&M	Viola 18 pass from Potts (Kuehn kick)	3:03
	MU	Couch 70 fumble return (pass failed)	1:08
4th	MU	Moore 12 pass from Morris (O'Connor kick)	9:46

	W&M	Marshall
First Downs	21	24
Rushes - Yards	37-155	30-103
Att-Cmp-Int	35-18-1	40-26-1
Pass Yards	204	313
Total Offense	359	416
Total Plays	72	70
Fumbles - Lost	4-2	1-1
3rd Down Conv.	6-13	3-11
Penalties - Yards	4-18	1-5
Sacks by - Yards	1-2	2-11
Time of Possession	30:18	29:42

Rushing - W&M: Brooks 28-149, McLaurin 2-11, Phillips 1-6, Viola 1-3, McAulay 1(-4), Potts 4(-14), Otey 0-0 (TD). **Marshall:** Bradshaw 15-72 (TD), Morris 7-23, Small 5-9, Morris 1-6.

Passing - W&M: Potts 30-16-1 164 (2 TD), Phillips 5-2-0 40. **Marshall:** Morris 23-15-1 215 (3 TD), Skinner 17-11 98.

Receiving - W&M: Lustig 4-44, Bratton 3-64, Brooks 3-27 (TD), Trinkle 3-12, Marianacci 2-27, Taylor 2-12, Viola 1-18 (TD). **Marshall:** Hargrove 7-125, Bradshaw 6-73 (TD), Moore 5-56 (TD), Lauzon 5-55 (TD), Morris 1-12, Mullins 1-2, Skinner 1--10.

Defense - W&M: Rutter 16 (4 solo, .5 TFL), Shaw 10 (.5 TFL), Nickell 7 (FR), O'Neill 7, Miller 7, Wright 5 (TFL), Watson 1 (Sack, FF)

Attendance: 25,102; **Time:** 3:25; **Weather:** 75, clear

Game 2

#11 William & Mary 41, VMI 7

Lexington, VA • Alumni Memorial Field • Sept. 10, 2005

LEXINGTON, VA (9/10/05) -- Redshirt freshman quarterback Jake Phillips threw for 202 yards and a touchdown and 11th-ranked William and Mary piled up 469 yards of total offense to down VMI, 41-7, in the 83rd all-time meeting between the state schools.

In his first-career start, Phillips completed 17 of 21 pass attempts and hit redshirt freshman tailback DeBrian Holmes for a 19-yard catch and run score in the fourth quarter.


On the mark from the start, Phillips connected on all three of his throws for 33 yards on the Tribe's opening series, leading W&M on an 87-yard march that was capped by Phillips' 1-yard sneak on fourth-and-goal from the 1.

Senior corner Stephen Cason pushed the lead to 17-0 in the second with a 57-yard interception return for a touchdown, his second pick of the contest.

After VMI trimmed the advantage to 17-7, senior place-kicker Greg Kuehn nailed a 39-yard field goal as time expired in the first half to give the Tribe a 20-7 lead at the break. It was Kuehn's second field goal of the game, bringing his career total to 49, which at the time ranked second on both the W&M and Atlantic 10 career list.

Junior running back Elijah Brooks led the Tribe ground game for the second-straight week with 94 yards on 18 carries, including a third-quarter 6-yard touchdown scamper that increased the lead to 27-7. Classmate Trevor McLaurin completed the Tribe's scoring with a 1-yard touchdown run with 2:12 remaining.

Cason finished with seven total tackles, including five solos. Redshirt freshman linebacker Josh Rutter paced the defense for the second time in as many weeks with nine total tackles, and senior Jonas Watson recorded 1.5 sacks.



Jonas Watson registers a solo sack, part of his 1.5 on the day, in the victory at VMI.

	1	2	3	4	Final
William and Mary	7	13	7	14	41
VMI	0	7	0	0	7

Scoring Summary

Qtr	Team	Score	Time
1st	W&M	Phillips 1 run (Kuehn kick)	9:05
2nd	W&M	FG Kuehn 26	10:41
	W&M	Cason 57 interception return (Kuehn kick)	7:14
	VMI	Ludden 18 pass from Wilson (Way kick)	4:31
3rd	W&M	FG Kuehn 39	0:00
	W&M	Brooks 6 run (Kuehn kick)	3:42
4th	W&M	Holmes 19 pass from Phillips (Kuehn kick)	11:15
	W&M	McLaurin 1 run (Kuehn kick)	2:12

	W&M	VMI
First Downs	25	17
Rushes - Yards	46-267	37-110
Att-Cmp-Int	21-17-1	30-18-2
Pass Yards	202	170
Total Offense	469	280
Total Plays	67	67
Fumbles - Lost	2-1	0-0
3rd Down Conv.	5-10	7-14
Penalties - Yards	7-55	1-5
Sacks by - Yards	3-18	0-0
Time of Possession	30:02	29:58

Rushing - W&M: Brooks 18-94 (TD), Viola 10-65, McLaurin 7-53 (TD), Holmes 6-27, Phillips 4-19 (TD), Marianacci 1-9. **VMI:** Mizzer 20-68, Hollingsworth 4-37, Jackson 6-21, Maleski 1-2, Wilson 6(-18).

Passing - W&M: Phillips 21-17-1 202 (TD). **VMI:** Wilson 27-17-2 155 (TD), Allen 3-1-0 15.

Receiving - W&M: Nicholas 7-107, Holmes 3-28 (TD), Lustig 2-8, Bratton 1-26, Marianacci 1-11, Trinkle 1-10, Taylor 1-7, Brooks 1-5. **VMI:** Burden 5-42, Mizzer 3-31, Price 3-23, Gilliland 3-15, Lloyd 2-26, Ludden 1-18 (TD), Fox 1-15.

Defense - W&M: Rutter 9 (4 solo, TFL), Watson 8 (1.5 sacks), Cason 7 (5 solo, 2 INT, TD), Larkins 7 (TFL), Wheeler 5 (TFL), O'Connor 4 (1.5 TFL, sack), Cox 3 (3 solo, blocked punt)

Attendance: 7,140; **Time:** 2:31; **Weather:** 85, clear

Game 3

Rhode Island 48, #7 William & Mary 29

Kingston, RI • Meade Stadium • Sept. 17, 2005

KINGSTON, RI (9/17/05) -- Rhode Island quarterback Jayson Davis rushed for three touchdowns and passed for two more to lead the Rams to a 48-29 upset at Meade Stadium.

Davis ran for scores of 13, 10 and 2 yards, and completed 7-of-15 pass attempts for 197 yards as URI piled up 578 yards of total offense.

W&M senior place-kicker Greg Kuehn became the College's all-time leading scorer, kicking field goals of 50, 35 and 31 yards and adding two extra points. Kuehn surpassed Steve Christie's ('90) record of 278 career points and now holds the mark with 289. Kuehn also broke the Atlantic 10 career field goals record, which previously stood at 50, as he brought his career total to 52.

Junior running back Elijah Brooks rushed for 110 yards on 18 carries, his second 100-yard rushing game of the season. Brooks became the first Tribe back to have two 100-yard games since Delmus Coley in 2003. He scored on a 2-yard run in the first to open the game's scoring.

Sophomore quarterback Mike Potts completed 20-of-29 attempts for 208 yards and a touchdown, a 49-yard scoring play to sophomore Joe Nicholas that gave W&M a 14-0 lead in the first quarter.

Redshirt freshman quarterback Jake Phillips saw time in the second half and completed 6-of-8 attempts for 84 yards, including a 31-yard scoring bomb to classmate Elliott Mack.

Senior Jon Shaw had a pair of interceptions, and junior Richard Riley added another.



Greg Kuehn boots one of his three field goals at URI, breaking the A10 career record.

	1	2	3	4	Final
William and Mary	14	6	3	6	29
Rhode Island	7	14	13	14	48

Scoring Summary

Qtr	Team	Score	Time
1st	W&M	Brooks 2 run (Kuehn kick)	11:40
	W&M	Nicholas 49 pass from Potts (Kuehn kick)	5:33
	URI	Brown 43 pass from Davis (Gallagher kick)	3:43
2nd	URI	Davis 13 run (Gallagher kick)	14:48
	URI	Davis 10 run (Gallagher kick)	12:03
	W&M	FG Kuehn 50	8:44
	W&M	FG Kuehn 35	1:06
3rd	URI	Casey 21 run (kick blocked)	11:10
	W&M	FG Kuehn 31	6:51
	URI	Edwards 41 pass from Davis (Gallagher kick)	5:23
4th	URI	Davis 2 run (Gallagher kick)	10:02
	URI	Poole 1 run (Gallagher kick)	3:19
	W&M	Mack 31 pass from Phillips (Kuehn kick)	1:12

	W&M	URI
First Downs	21	25
Rushes - Yards	30-109	57-361
Att-Cmp-Int	38-27-0	17-8-3
Pass Yards	295	217
Total Offense	404	578
Total Plays	68	74
Fumbles - Lost	2-1	2-0
3rd Down Conv.	2-12	8-13
Penalties - Yards	3-35	1-15
Sacks by - Yards	0-0	5-31
Time of Possession	30:10	29:50

Rushing - W&M: Brooks 18-110 (TD), Holmes 4-22, Phillips 3(-4), Potts 5(-19). **URI:** Casey 14-144 (TD), Davis 17-71 (3 TD), Jones 5-55, Campbell 10-47, Poole 3-38 (TD), Brown 1-5, Roberson 2-2, West 1(-1).

Passing - W&M: Potts 30-21-0 211 (TD), Phillips 8-6-0 84 (TD). **URI:** Davis 15-7-2 197 (2 TD), Jones 1-0-1, Giannecchini 1-1-0 20.

Receiving - W&M: Nicholas 4-76 (TD), Bratton 4-51, Taylor 4-33, Mack 3-49 (TD), Brooks 3-34, Lustig 3-20, Trinkle 4-22, Marianacci 1-6, Holmes 1-4. **URI:** Poole 3-51, Brown 2-81 (TD), Edwards 1-41 (TD), Bowers 1-24, Casey 1-20.

Defense - W&M: Rutter 9 (6 solo, TFL), Miller 6, Nickell 5, Shaw 5 (5 solo, 2 INT), Wright 4 (1.5 TFL), Riley 3 (INT), Pendleton 2 (FF, Blk)

Attendance: 3,303; **Time:** 3:15; **Weather:** 78, clear

Game 4

#16 William & Mary 56, Liberty 0

Williamsburg, VA • Zable Stadium • Sept. 24, 2005

WILLIAMSBURG (9/24/05) -- W&M found the end zone on eight of its 10 possessions and piled up 635 yards of total offense, to Liberty's 145, and shut out the Flames 56-0 at Zable Stadium.

The Tribe held Liberty to a net of minus-6 yards rushing and posted its first shutout since blanking VMI, 34-0, in 2001.

Junior Elijah Brooks paced the W&M ground attack, which rang up 335 rushing yards, with 102 yards on 22 carries, his third 100-yard game of the season. Brooks scored three rushing touchdowns, all on 1-yard runs, and added another receiving score to become the first Tribe player to score four touchdowns since Dominique Thompson at Delaware last season.

In his third career start, sophomore quarterback Mike Potts went for 226 yards and two touchdowns on 19-for-25 passing. Redshirt freshman Jake Phillips spelled Potts in the second half and completed 3-of-3 attempts for 74 yards, including a 34-yard touchdown toss to Elliott Mack. Phillips also ran three times for 16 yards and a score.

Junior quarterback Christian Taylor took over for Phillips in the fourth quarter and scored on a 4-yard run, his first-career touchdown.

Sophomore Joe Nicholas paced the receiving corps with 110 yards on eight catches, his second 100-yard game in three outings. Brooks finished with three catches for 43 yards, while true freshman D.J. McAulay pulled in two balls for 49 yards.

For the fourth consecutive game, redshirt freshman linebacker Josh Rutter led the defense in tackles, recording seven total stops. Junior Ryan Nickell made five total tackles, including 2.0 TFL, and added an interception. Senior defensive end Jonas Watson registered 1.5 sacks and five total stops, while redshirt freshman free safety Kevin Allen picked off his second pass of the season.



Led by Josh Rutter's (44) seven stops, W&M held Liberty to a net of minus 6 yards rushing.

	1	2	3	4	Final
Liberty	0	0	0	0	0
William and Mary	7	21	7	21	56

Scoring Summary

Qtr	Team	Score	Time
1st	W&M	Brooks 1 run (Kuehn kick)	4:18
2nd	W&M	Trinkle 2 pass from Potts (Kuehn kick)	12:16
	W&M	Brooks 1 run (Kuehn kick)	3:24
	W&M	Brooks 14 pass from Potts (Kuehn kick)	1:06
3rd	W&M	Brooks 1 run (Kuehn kick)	7:06
4th	W&M	Phillips 5 run (Kuehn kick)	9:40
	W&M	Mack 34 pass from Phillips (Kuehn kick)	6:59
	W&M	C. Taylor 4 run (Kuehn kick)	1:29

	W&M	LU
First Downs	35	7
Rushes - Yards	64-335	22(-)6
Att-Cmp-Int	28-22-0	25-10-2
Pass Yards	300	151
Total Offense	635	145
Total Plays	92	47
Fumbles - Lost	1-1	0-0
3rd Down Conv.	14-18	2-12
Penalties - Yards	1-10	2-10
Sacks by - Yards	4-33	0-0
Time of Possession	40:57	19:03

Rushing - W&M: Brooks 22-102 (3 TD), Viola 12-85, Marianacci 2-53, Holmes 13-52, Coley 6-18, Phillips 3-16 (TD), Potts 3-7, C. Taylor 1-4 (TD). **Liberty:** Hamilton 3-10, Otah 6-9, Smith 2(-)3, Terrell 4(-)4, Farrel 7(-)18

Passing - W&M: Potts 25-19-0 226 (2 TD), Phillips 3-3-0 74 (TD). **Liberty:** Farrel 13-7-1 126, Smith 9-2-1 21, Terrell 3-1-0 4.

Receiving - W&M: Nicholas 8-110, Brooks 3-43 (TD), McAulay 2-49, Lustig 2-19, Trinkle 2-18 (TD), Bratton 2-15, Mack 1-34 (TD), Marianacci 1-6, Holmes 1-6. **Liberty:** Terrell 3-35, Williams 2-60, Turner 2-22, Hamilton 2-8, Jackson 1-26.

Defense - W&M: Rutter 7 (TFL), Nickell 5 (2 TFL, INT), Watson 5 (1.5 sacks), Cason 3 (.5 sack), Jones 3 (1.0 sack), O'Connor 2 (1 TFL, .5 sack), Griffin 2 (1 TFL), Allen 2 (INT).

Attendance: 11,741; **Time:** 2:37; **Weather:** 78, overcast and breezy

2005 Results

Game 5

#17 William & Mary 42, #1 UNH 10

Williamsburg, VA • Zable Stadium • Oct. 8, 2005

WILLIAMSBURG (10/8/05) -- Senior Stephen Cason returned the game's opening kickoff 92 yards for a touchdown, and W&M never looked back in upsetting top-ranked New Hampshire, 42-10, at Zable Stadium.

Junior tailback Elijah Brooks churned out 135 yards and four touchdowns on a career-high 32 carries, and the Tribe held UNH's high-scoring offensive attack scoreless in the second half to pick up W&M's first win over a No. 1-ranked team.

Brooks scored on a 7-yard run in the first quarter, and sophomore quarterback Mike Potts found senior Josh Lustig for a 9-yard touchdown pass on the first play of the second quarter to give W&M a 21-0 lead.

UNH responded with a quick five-play, 79-yard drive that resulted in a 5-yard touchdown run by John McCoy, but Brooks answered with a 1-yard scoring run with just over two minutes remaining in the half. Wildcats' kicker Connor McCormack hit a 33-yard field goal as time expired in the opening half to cut the deficit to 28-10, but that was a close as UNH would get.

Brooks scored on a 15-yard scamper, that was set up by junior Leonard Muldrow's punt block, in the third quarter and plowed into the end zone from four yards out with 4:26 remaining to set the final margin.

W&M caused four turnovers in the game, including two interceptions, one each by Cason and sophomore T.J. O'Neill, and three times stopped UNH on fourth down attempts.

Cason paced the defense with nine total tackles, and the pick was his third of the season. O'Neill finished with eight total stops, including seven solo stops to go along with his first-career interception. Senior Jon Shaw and redshirt freshman Josh Rutter each recovered a fumble.



Josh Wright records a sack in the win over top-ranked UNH.

	1	2	3	4	Final
New Hampshire	0	10	0	0	10
William and Mary	14	14	7	7	42

Scoring Summary

Qtr	Team	Score	Time
1st	W&M	Cason 92 kickoff return (Kuehn kick)	14:32
	W&M	Brooks 7 run (Kuehn kick)	5:47
2nd	W&M	Lustig 9 pass from Potts (Kuehn kick)	14:51
	UNH	McCoy 5 run (McCormack kick)	13:25
	W&M	Brooks 1 run (Kuehn kick)	2:16
	UNH	FG 33 McCormack	0:00
3rd	W&M	Brooks 15 run (Kuehn kick)	3:42
4th	W&M	Brooks 4 run (Kuehn kick)	4:26

	W&M	UNH
First Downs	13	23
Rushes - Yards	44-190	30-85
Att-Cmp-Int	19-11-0	56-33-2
Pass Yards	127	324
Total Offense	317	409
Total Plays	63	86
Fumbles - Lost	2-1	2-2
3rd Down Conv.	7-16	7-17
Penalties - Yards	3-40	4-21
Sacks by - Yards	2-7	1-1
Time of Possession	31:27	28:33

Rushing - W&M: Brooks 32-135 (4 TD), Holmes 4-37, Marianacci 2-11, Viola 2-6, Potts 3-3. **UNH:** McCoy 16-65 (TD), Brown 2-11, Ward 1-4, Santos 9-4, LeVan 1-2.

Passing - W&M: Potts 19-11-0 127 (TD). **UNH:** Santos 56-33-2 324.

Receiving - W&M: Lustig 5-68 (TD), Nicholas 2-36, Trinkle 2-9, Marianacci 1-11, Holmes 1-3. **UNH:** LeVan 7-54, McCoy 7-45, Ball 6-116, Brown 5-40, Ward 4-17, Williams 3-45, Boyle 1-7.

Defense - W&M: Cason 9 (6 solo, INT, PBU), O'Neill 8 (7 solo, INT, PBU), Shaw 8 (5 solo, FR), Rutter 8 (TFL, FR), Nickell 8 (TFL), Page 7 (6 solo), Watson 7 (FF, sack), Wright 6 (sack).

Attendance: 4,149; **Time:** 2:43; **Weather:** 80, rain showers and humid

Game 6

#11 William & Mary 44, Northeastern 41

Brookline, MA • Parsons Field • Oct. 15, 2005

BROOKLINE, MA (10/15/05) -- Redshirt freshman quarterback Jake Phillips' 8-yard touchdown run in the second overtime gave the 11th-ranked Tribe a thrilling, 44-41, victory over Northeastern at Parsons Field.

Phillips entered the game in the third quarter with the Tribe trailing 31-10 and led a furious fourth-quarter comeback, throwing for 231 yards and three touchdowns on 16-for-18 passing in regulation to force overtime.

In overtime, Phillips threw a 20-yard touchdown pass to sophomore Joe Nicholas in the first extra period and ran in the game-winning score from eight yards out in the second.

Phillips finished the game 18-for-20 through the air for 256 yards and four touchdowns, both career-highs, and added 32 yards rushing on nine attempts.

Nicholas hauled in seven receptions for 105 yards, including two of Phillips' touchdown passes, and senior Josh Lustig pulled in six balls for a W&M season-high 126 yards, including the game-tying 27-yard touchdown reception with 1:43 remaining.

Senior Jon Shaw paced a Tribe defense, with 11 total tackles, that did not allow a first down and forced four Northeastern punts in the fourth quarter, aiding the dramatic rally. Senior Jonas Watson added a career-high 10 total stops, including seven solos and three tackles for loss. Redshirt freshman Josh Rutter finished with 10 stops to give W&M three in double-digit stops.

Matt Otey caught a 3-yard touchdown pass from Mike Potts in the first for the Tribe's first score.



Josh Lustig's touchdown reception with 1:43 remaining forced overtime at Northeastern.

	1	2	3	4	OT1	OT2	Final
William and Mary	10	0	0	21	7	6	44
Northeastern	7	3	21	0	7	3	41

Scoring Summary

Qtr	Team	Score	Time
1st	NU	Murray 1 run (Kestic kick)	11:04
	W&M	Otey 3 pass from Potts (Kuehn kick)	6:51
	W&M	FG Kuehn 33	5:11
2nd	NU	FG Kestic 26	4:59
	3rd	NU	Parks 70 pass from Orio (Kestic kick)
4th	NU	Orio 10 run (Kestic kick)	6:06
	NU	Murray 10 run (Kestic kick)	5:35
	W&M	Nicholas 30 pass from Phillips (Kuehn kick)	11:59
OT 1	W&M	Mack 22 pass from Phillips (Kuehn kick)	6:05
	W&M	Lustig 27 pass from Phillips (Kuehn kick)	1:43
OT 2	W&M	Nicholas 20 pass from Phillips (Kuehn kick)	
	NU	Parks 9 pass from Orio (Kestic kick)	
	NU	FG Kestic 20	
	W&M	Phillips 8 run	

	W&M	NU
First Downs	21	17
Rushes - Yards	36-103	55-218
Att-Cmp-Int	35-27-1	17-11-0
Pass Yards	359	195
Total Offense	462	413
Total Plays	71	72
Fumbles - Lost	3-1	2-1
3rd Down Conv.	6-13	4-15
Penalties - Yards	3-18	2-15
Sacks by - Yards	1-4	4-22
Time of Possession	26:49	33:11

Rushing - W&M: Brooks 24-89, Phillips 9-32 (TD), Holmes 1-1, Potts 2--19. **NU:** Murray 39-176 (2 TD), Broomfield 7-25, French 3-9, Orio 6-8 (TD).

Passing - W&M: Phillips 20-18-0 256 (4 TD), Potts 15-9-1 103 (TD). **NU:** Orio 17-11-0 195 (2 TD).

Receiving - W&M: Nicholas 7-105 (2 TD), Lustig 6-126 (TD), Brooks 5-34, Trinkle 4-43, Mack 2-31 (TD), Holmes 1-17, Otey 1-3 (TD), Marianacci 1-0. **NU:** Parks 4-146 (2 TD), Graham 2-15, Riley 1-16, Broomfield 1-9, Hopkins 1-8, Ballantyne 1-1, Murray 1-0.

Defense - W&M: Shaw 11 (8 solo, 1.5 TFL, PBU), Watson 10 (7 solo, 3.0 TFL), Rutter 10 (TFL), Nickell 6, Miller 6, Cason 6, Wheeler 3 (sack).

Attendance: 2,118; **Time:** 3:04; **Weather:** 54, heavy rain

Game 7 - Homecoming

#12 William & Mary 44, Towson 13

Williamsburg, VA • Zable Stadium • Oct. 22, 2005

WILLIAMSBURG (10/22/05) -- W&M reeled off 28 unanswered points and held Towson's high-scoring offense scoreless in the second half to pull away for a 44-13 victory at Zable Stadium.

The Tribe forced two second-half turnovers, including junior linebacker Ryan Nickell's 72-yard interception return for a touchdown, and recorded four sacks over the final 30 minutes in holding the Tigers to 95 total yards after interception.

Redshirt freshman quarterback Jake Phillips guided a nearly flawless offensive performance, throwing for 202 yards and a touchdown on 16-for-21 passing, as the Tribe scored on eight of its 10 possessions. Phillips added a pair of rushing scores and finished with 39 yards on 10 attempts.

Senior place-kicker Greg Kuehn connected on three field goal attempts in the first half (44, 48, 39), bringing his career total to 56, which at the time was one shy of the W&M career record. With 14 points on the day, Kuehn extended his school scoring record to 325 career points.

Redshirt freshman tailback DeBrien Holmes gained a career-high 76 yards rushing on 13 carries, as W&M churned out 210 yards on the ground. Sophomore Tony Viola added 24 yards on five totes and scored on a 1-yard run in the third quarter, the first rushing touchdown of his career.

Sophomore Joe Nicholas paced the receiving corps with 83 yards on six catches, including a 13-yard scoring reception from Phillips in the first quarter. Redshirt freshman Elliott Mack had three grabs for 65 yards.

Josh Rutter and Jon Shaw tied for the team with lead with seven tackles each.



Ryan Nickell returns an interception 72 yards for a touchdown against Towson.

	1	2	3	4	Final
Towson	7	6	0	0	13
William and Mary	10	6	21	7	44

Scoring Summary

Qtr	Team	Score	Time
1st	W&M	Nicholas 13 pass from Phillips (Kuehn kick)	7:10
	TU	Lee 22 pass from Schaefer (Halbruner kick)	3:22
	W&M	FG Kuehn 44	0:00
2nd	TU	FG Halbruner 30	10:39
	W&M	FG Kuehn 48	6:59
	W&M	FG Kuehn 39	3:10
3rd	W&M	Viola 1 run (Kuehn kick)	8:39
	W&M	Phillips 1 run (Kuehn kick)	6:10
	W&M	Nickell 72 interception return (Kuehn kick)	1:04
4th	W&M	Phillips 4 run (Kuehn kick)	5:09

	W&M	TU
First Downs	24	20
Rushes - Yards	42-210	27-62
Att-Cmp-Int	21-16-0	37-24-1
Pass Yards	202	255
Total Offense	412	317
Total Plays	63	64
Fumbles - Lost	0-0	4-1
3rd Down Conv.	3-7	6-14
Penalties - Yards	5-55	6-56
Sacks by - Yards	5-26	1-6
Time of Possession	29:54	30:06

Rushing - W&M: Holmes 13-76, Phillips 10-39 (2 TD), Mack 1-29, Viola 5-24 (TD), Coley 4-23, Brooks 8-20.

Towson: Williams 16-77, Lee 1-3, King 1-1, Schaefer 8-(-9), Brown 1-(-10).

Passing - W&M: Phillips 21-16-0 202 TD. **Towson:** Schaefer 37-24-1 255 TD.

Receiving - W&M: Nicholas 6-83 (TD), Mack 3-65, Lustig 3-9, Brooks 1-14, Bratton 1-14, Marianacci 1-13, Trinkle 1-4. **Towson:** Lee 8-93 (TD), Yancey 6-63, Brown 6-60, Williams 2-18, Harrison 1-13, Alexander 1-8.

Defense - W&M: Rutter 7 (FR), Shaw 7 (PBU), Nickell 6 (INT, TD, 2 sacks, 2 FF, 2 PBU), O'Connor (Sack, PBU), Miller 6 (.5 TFL), Williamson 3 (sack), Watson 2 (sack).

Attendance: 8,922; **Time:** 2:45; **Weather:** 65, overcast

Game 8

Villanova 35, #9 William & Mary 21

Villanova, PA • Villanova Stadium • Oct. 29, 2005

VILLANOVA, PA (10/29/05) -- Villanova built a 28-0 lead and withstood two Tribe interception returns for touchdowns to post a 35-21 upset win over W&M at Villanova Stadium.

Wildcats' quarterback Frank Jankowski threw for 325 yards and three touchdowns, and tailback Moe Gibson rushed for a career-high 176 yards and a touchdown as Villanova piled up 540 yards of total offense, to the Tribe's 232, to halt W&M's four-game winning streak.

Junior linebacker Trevor McLaurin returned an interception 14 yards for a touchdown to cut the Tribe's deficit to 21-7 in the third quarter, his first career pick and return for a score.

Redshirt freshman Jake Phillips hooked up with senior Josh Lustig on a 37-yard scoring pass to make it 28-14 midway through the fourth, before senior James Miller stepped in front of a Jankowski pass and raced 80 yards for a touchdown with 2:05 remaining to pull W&M within a score.

After a failed on-side kick attempt, W&M was able to force a Villanova punt, and the Tribe regained possession at its own 3-yard line with 1:32 left, but Phillips' second pass on the drive was intercepted and returned 15 yards for a touchdown by Rodney Badger to seal the Wildcat win.

Miller's and McLaurin's touchdowns gave W&M two non-offensive touchdowns in a game for the first time since the 2003 season finale at Richmond, when the Tribe had a defensive and special teams score. It was Miller's second-career interception return for a touchdown with the first coming in the same 2003 victory at Richmond.

Lustig finished with five grabs for 92 yards, and junior tailback Elijah Brooks added 78 yards rushing on 14 attempts.

Miller led the team with 16 total tackles, and junior linebacker Ryan Nickell added 15 stops.



James Miller scores on an 80-yard interception return at Villanova.

	1	2	3	4	Final
William and Mary	0	0	7	14	21
Villanova	7	7	14	7	35

Scoring Summary

Qtr	Team	Score	Time
1st	VU	Outlaw 15 pass from Jankowski (Marcoux kick)	4:49
2nd	VU	Ridley 14 pass from Jankowski (Marcoux kick)	2:45
3rd	VU	Dieser 23 pass from Jankowski (Marcoux kick)	8:53
	VU	Gibson 30 run (Marcoux kick)	6:03
	W&M	Tre. McLaurin 14 INT return (Kuehn kick)	0:41
4th	W&M	Lustig 37 pass from Phillips (Kuehn kick)	7:41
	W&M	Miller 80 INT return (Kuehn kick)	2:05
	VU	Badger 15 INT return (Marcoux kick)	1:07

	W&M	VU
First Downs	15	28
Rushes - Yards	25-95	43-215
Att-Cmp-Int	33-13-2	36-25-3
Pass Yards	137	325
Total Offense	232	540
Total Plays	58	79
Fumbles - Lost	1-0	1-1
3rd Down Conv.	4-14	7-14
Penalties - Yards	2-20	8-86
Sacks by - Yards	0-0	3-19
Time of Possession	24:00	36:00

Rushing - W&M: Brooks 14-78, Phillips 9-17, Holmes 1-5, Marianacci 1-(-5). **Villanova:** Gibson 34-176 (TD), May 4-20, Jankowski 3-15, Outlaw 1-6.

Passing - W&M: Phillips 33-13-2 137 TD. **Villanova:** Jankowski 35-25-3 325 TD.

Receiving - W&M: Lustig 5-92 (TD), Trinke 3-24, Brooks 3-11, Nicholas 1-8, Holmes 1-2. **Villanova:** Dieser 11-182 (TD), Outlaw 7-65 (TD), Ridley 4-56 (TD), Pol 2-13, Sheery 1-9.

Defense - W&M: Miller 16 (INT, TD), Nickell 15, Rutter 12, O'Connor 6 (FF, FR), Riley 5 (TFL), Tre. McLaurin 3 (INT, TD), Griffin 2 (INT).

Attendance: 6,207; **Time:** 2:45; **Weather:** 47, partly cloudy

2005 Results

Game 9

JMU 30, #16 William & Mary 29

Williamsburg, VA • Zable Stadium • Nov. 5, 2005

WILLIAMSBURG (11/5/05) -- James Madison's Paul Wantuck kicked a 44-yard field goal with three seconds remaining to give the Dukes a 30-29 victory over 16th-ranked William and Mary at sold out Zable Stadium.

In the first regular season night game in the 70-year history of Zable Stadium, JMU won its third consecutive game on the Tribe's home field and snapped W&M's 10-game, regular season home winning streak.

The Dukes gained possession with 1:43 remaining after a W&M punt, and JMU quarterback Justin Rascati moved JMU 53 yards on nine plays to set up Wantuck's game-winning kick.

W&M had taken a 29-21 lead with 13:31 remaining in the game on redshirt freshman Jake Phillips' 17-yard touchdown pass to sophomore Joe Nicholas, but the Dukes trimmed the lead to 29-27 on Rascati's 14-yard run with 4:39 on the clock.

Phillips threw for 202 yards and a touchdown on 15-for-28 passing and added 57 yards rushing and a touchdown on 15 attempts.

Senior place-kicker Greg Kuehn booted three field goals (30, 26, 33) to break the W&M career record for field goals, which now stands at 59. Kuehn surpassed Steve Christie's (1986-89) previous standard of 57.

Redshirt freshman tailback DeBrian Holmes scored on a 14-yard run in the second quarter, his first-career rushing touchdown.

Seniors James Miller and Stephen Cason, and redshirt freshman Derek Cox each had an interception for the Tribe, which recorded three picks in a game for the second time this season. Miller paced the defense with 11 total tackles, and redshirt freshman linebacker Josh Rutter added 10.



Jake Phillips accounted for 259 yards of total offense, including 57 yards rushing vs. JMU.

	1	2	3	4	Final
James Madison	7	7	7	9	29
William and Mary	3	16	3	7	30

Scoring Summary

Qtr	Team	Score	Time
1st	W&M	FG Kuehn 30	11:24
	JMU	Fenner 14 run (Wantuck kick)	4:29
2nd	W&M	Holmes 14 run (Kuehn kick)	12:32
	W&M	FG Kuehn 26	9:41
	JMU	Banks 42 run (Wantuck kick)	5:37
	W&M	Phillips 1 run (rush failed)	0:00
3rd	JMU	Banks 17 run (Wantuck kick)	9:52
	W&M	FG Kuehn 33	3:04
4th	W&M	Nicholas 17 pass from Phillips (Kuehn kick)	13:31
	JMU	Rascati 14 run (pass failed)	4:39
	JMU	FG Wantuck 44	0:03

	W&M	JMU
First Downs	19	24
Rushes - Yards	40-166	44-259
Att-Cmp-Int	28-15-0	28-17-3
Pass Yards	202	136
Total Offense	368	395
Total Plays	68	72
Fumbles - Lost	3-2	1-1
3rd Down Conv.	6-16	7-14
Penalties - Yards	1-10	4-55
Sacks by - Yards	0-0	2-8
Time of Possession	28:06	31:54

Rushing - W&M: Brooks 21-92, Phillips 15-57 (TD), Holmes 4-17 (TD). **JMU:** Banks 24-134 (2 TD), Rascati 8-65 (TD), Fenner 8-50 (TD), Hines 4-10.

Passing - W&M: Phillips 28-15-0 202 TD. **JMU:** Rascati 27-17-3 136.

Receiving - W&M: Lustig 6-76, Nicholas 4-47 (TD), Mack 3-68, Bratton 2-11. **JMU:** Banks 6-44, Hinds 3-34, Hawkins 3-27, Boxley 2-12, Harris 2-11, Bransford 1-8.

Defense - W&M: Miller 11 (INT, TFL), Rutter 10, Cason 9 (INT), Shaw 6 (FR), Williamson 3 (TFL), O'Connor 3 (TFL), Griffin 3 (FF), Cox 1 (INT).

Attendance: 12,287; **Time:** 3:05; **Weather:** 70, partly cloudy and warm

Game 10

Delaware 22, #24 William & Mary 21

Williamsburg, VA • Zable Stadium • Nov. 12, 2005

WILLIAMSBURG (11/12/05) -- Delaware quarterback Sonny Riccio threw a 6-yard touchdown pass to Aaron Love with 4:17 remaining, and the Blue Hens turned away two late W&M possessions to knock off the 24th-ranked Tribe, 22-21, at Zable Stadium.

Despite out-gaining UD, 393-339, and forcing eight Blue Hen punts, W&M dropped its third consecutive game and the second-straight by a point.

The Tribe took a 21-14 lead on redshirt freshman Jake Phillips' 2-yard scoring pass to Matt Otey with 11:30 remaining in third, but UD sacked Phillips for a safety early in the fourth to pull within 21-16.


W&M had two possessions in the final 4:17 of the contest, the first reaching the UD 48-yard line before stalling on downs. The Tribe's final chance came when the defense held on fourth down, giving the ball back to W&M at its 34 with 30 seconds remaining, but Phillips' second down pass was picked off at the Blue Hen 28.

Phillips set career-highs in pass attempts (34), completions (24) and passing yards (289) and added a pair of 1-yard rushing scores, his seventh and eighth of the season, which established a W&M freshman quarterback record.

Sophomore wide receiver Joe Nicholas was Phillips' top target, hauling in eight catches for 121 yards, his fourth 100-yard receiving game of the season. Redshirt freshman Elliott Mack tallied 106 yards receiving on seven grabs to give the Tribe two receivers over the 100-yard mark in a game for the second time in 2005.

Redshirt freshman DeBrian Holmes paced the Tribe ground attack with 66 yards on eight carries and added 52 yards receiving on a career-high seven receptions.

Redshirt freshman linebacker Josh Rutter recorded 14 total tackles to lead the defensive effort, his fifth double-digit tackle game of the season.



DeBrian Holmes had 66 yards rushing and seven catches for 52 yards vs. Delaware.

	1	2	3	4	Final
Delaware	0	14	0	8	22
William and Mary	7	7	7	0	21

Scoring Summary

Qtr	Team	Score	Time
1st	W&M	Phillips 1 run (Kuehn kick)	4:16
2nd	UD	Cuff 1 run (Hobby kick)	3:41
	W&M	Phillips 1 run (Kuehn kick)	1:33
	UD	Cauthen 21 pass from Riccio (Hobby kick)	0:59
3rd	W&M	Otey 2 pass from Phillips (Kuehn kick)	11:30
4th	UD	Team safety	11:35
	UD	Love 6 pass from Riccio (pass failed)	4:17

	W&M	UD
First Downs	22	19
Rushes - Yards	32-104	44-160
Att-Cmp-Int	34-24-2	29-17-0
Pass Yards	289	179
Total Offense	393	339
Total Plays	66	73
Fumbles - Lost	1-0	0-0
3rd Down Conv.	3-9	8-17
Penalties - Yards	6-33	3-30
Sacks by - Yards	1-6	5-28
Time of Possession	28:20	31:40

Rushing - W&M: Holmes 8-66, Brooks 12-43, Phillips 11-3 (2 TD), Mack 1-(-8). **Delaware:** Cuff 28-101 (TD), Riccio 9-32, Jones 6-28.

Passing - W&M: Phillips 34-24-2 289 TD. **Delaware:** Riccio 29-17-0 179 2TD.

Receiving - W&M: Nicholas 8-121, Mack 7-106, Holmes 7-52, Lustig 1-8, Otey 1-2 (TD). **Delaware:** Cuff 5-49, Love 3-28 (TD), LaForgia 2-26, Selk 2-25, Jones 2-15, Michaud 2-15, Cauthen 1-21 (TD).

Defense - W&M: Rutter 14 (5 solo, TFL), Cason 11 (7 solo), Shaw 11, Wheeler 10, Wright 6 (TFL), Griffin 3 (sack, QBH), Burrow (Blocked punt).

Attendance: 8,709; **Time:** 2:50; **Weather:** 70, sunny

Game 11

#17 Richmond 41, William & Mary 7

Richmond, VA • University of Richmond Stadium • Nov. 19, 2005

RICHMOND (11/19/05) -- Richmond quarterback Stacy Tutt rushed for three touchdowns to lead the 17th-ranked Spiders to a 41-7 victory over William and Mary at UR Stadium.

With the victory, UR captured a share of the A10 Championship and finished the regular season on a seven-game winning streak, while W&M dropped its fourth consecutive game, matching the College's longest losing streak since 2003, and finished with its first losing season since 2000.

In the 115th meeting between the schools, Richmond snapped a four-game losing streak in the series and posted its most decisive win over the Tribe since a 31-0 victory in 1973.

Tutt and the Spiders wasted little time in taking control of the game, as Richmond held a 10-0 lead before the Tribe offense had its first possession, and the Spiders controlled the ball for 12:05 of the opening quarter, taking a 17-0 lead on Tim Hightower's 32-yard run.

It didn't get any better from there, as Richmond held the Tribe to 20 total offensive yards in the first half, including a net rushing total of minus-13 yards, and no first downs to build a commanding 34-0 halftime lead.

W&M managed its only points of the game on the opening drive of the second half, as redshirt freshman Jake Phillips hooked up with classmate Elliott Mack on a 15-yard scoring pass with 9:04 remaining in the third.

Phillips finished 9-for-19 for 78 yards but was intercepted twice in the second half, as Richmond held the Tribe scoreless the rest of the afternoon.

W&M redshirt freshman Josh Rutter and senior Jon Shaw each had interceptions for the Tribe.

	1	2	3	4	Final
William and Mary	0	0	7	0	7
Richmond	17	17	0	7	41

Scoring Summary

Qtr	Team	Score	Time
1st	UR	FG Fore 29	10:31
	UR	Tutt 1 run (Fore kick)	6:14
	UR	Hightower 32 run (Fore kick)	2:10
2nd	UR	Freeman 11 run (Fore kick)	14:26
	UR	FG Fore 35	12:02
	UR	Tutt 5 run (Fore kick)	0:52
3rd	W&M	Mack 15 pass from Phillips (Kuehn kick)	9:04
4th	UR	Tutt 10 run (Fore kick)	4:08

	W&M	UR
First Downs	6	22
Rushes - Yards	21-18	53-249
Att-Cmp-Int	27-11-2	25-17-2
Pass Yards	89	197
Total Offense	107	446
Total Plays	48	78
Fumbles - Lost	2-1	2-1
3rd Down Conv.	2-12	8-16
Penalties - Yards	4-45	5-45
Sacks by - Yards	0-0	1-11
Time of Possession	20:49	39:11

Rushing - W&M: Brooks 10-32, Potts 1-2, Holmes, 2-1, Phillips 6--2, Nicholas 1--3. **Richmond:** Hightower 20-111 (TD), Tutt 17-92 (3 TD), Freeman 12-37 (TD), Smith 1-6, Desriveaux 1-4.

Passing - W&M: Phillips 19-9-2 78 TD, Potts 8-2-0 11. **Richmond:** Tutt 25-17-2 197.

Receiving - W&M: Nicholas 5-38, Mack 2-18 (TD), Lustig 1-10, Holmes 1-9, Taylor 1-8, Trinkle 1-6.

Richmond: Hightower 4-59, Hale 4-35, Desriveaux 3-42, Shields 3-41, Teufel 2-11, Crone 1-8.

Defense - W&M: Miller 13 (7 solo), Nickell 13, Shaw 7 (INT, FR, PBU), Wheeler 7, Cox 6, Rutter 6 (INT, PBU), Cason 5 (PBU), Watson 2 (TFL), O'Neill (TFL).

Attendance: 8,960; **Time:** 2:37; **Weather:** 45, sunny



Derek Cox recorded six tackles at Richmond in his first-career start.



Josh Lustig celebrates a 9-yard touchdown catch against UNH. The score gave W&M a 21-0 lead nine seconds into the second quarter, and the Tribe went on to defeat the top-ranked Wildcats, 42-10.



Jake Phillips is swarmed by teammates after leading the Tribe's thrilling come-from-behind, double-overtime victory at Northeastern.




Ryan Nickell led a dominant second-half performance by the Tribe defense in the Homecoming win over Towson. W&M forced two second-half turnovers, including Nickell's 72-yard interception return for a touchdown, and recorded four sacks in the final 30 minutes in holding the Tigers to 95 total yards after intermission.

2005 Team Statistics

2005 WILLIAM AND MARY FOOTBALL STATISTICS

TEAM STATISTICS	W&M	OPP
SCORING	358	283
Points Per Game	32.5	25.7
FIRST DOWNS	222	226
Rushing	107	94
Passing	106	121
Penalty	9	11
RUSHING YARDAGE	1752	1810
Yards gained rushing	1988	2001
Yards lost rushing	236	191
Rushing Attempts	417	442
Average Per Rush	4.2	4.1
Average Per Game	159.3	164.5
TDs Rushing	22	21
PASSING YARDAGE	2406	2462
Att-Comp-Int	319-201-9	340-206-19
Average Per Pass	7.5	7.2
Average Per Catch	12.0	12.0
Average Per Game	218.7	223.8
TDs Passing	19	14
TOTAL OFFENSE	4158	4272
Total Plays	736	782
Average Per Play	5.6	5.5
Average Per Game	378.0	388.4
KICK RETURNS: #-YARDS	47-846	54-1088
PUNT RETURNS: #-YARDS	19-170	21-155
INT RETURNS: #-YARDS	19-347	9-49
KICK RETURN AVERAGE	18.0	20.1
PUNT RETURN AVERAGE	8.9	7.4
INT RETURN AVERAGE	18.3	5.4
FUMBLES-LOST	21-10	15-8
PENALTIES-YARDS	39-345	37-343
Average Per Game	31.4	31.2
PUNTS-YARDS	47-1839	55-1910
Average Per Punt	39.1	34.7
Net punt average	35.8	31.6
TIME OF POSSESSION/GAME	29:10	30:50
3RD-DOWN CONVERSIONS	58/140	67/157
3rd-Down Pct	41%	43%
4TH-DOWN CONVERSIONS	8/11	9/18
4th-Down Pct	73%	50%
SACKS BY-YARDS	17-102	24-137
MISC YARDS	0	84
TOUCHDOWNS SCORED	46	37
FIELD GOALS-ATTEMPTS	13-22	9-11
PAT-ATTEMPTS	43-44	32-34
HOME ATTENDANCE	45808	52830
Games/Avg Per Game	5/9162	6/8805



Second Team All-Atlantic 10 running back Elijah Brooks led a Tribe rushing attack that averaged 159.3 yards per game in 2005. Brooks averaged 85.8 yards rushing per game, ranking fifth in the A10.



Second Team All-Atlantic 10 corner Stephen Cason tallied four of the team's 19 interceptions in 2005, including a 57-yard interception return for a touchdown at VMI (pictured). The Tribe's total of 19 picks last year matched the sixth-best season in school history and was the most since 1996 (22). Additionally, the team's total of 347 interception return yards was the third-best season mark in school history.

2005 Individual Statistics


RUSHING	GP	Att	Gain	Loss	Net	Avg	TD	Long	Avg/G
Elijah Brooks	11	207	975	31	944	4.6	9	28	85.8
DeBrian Holmes	11	56	315	11	304	5.4	1	27	27.6
Tony Viola	11	30	187	4	183	6.1	1	26	16.6
Jake Phillips	10	71	279	96	183	6.1	8	17	18.3
Joe Marianacci	10	6	77	9	68	11.3	0	29	6.8
Trevor McLaurin	11	9	64	0	64	7.1	1	17	5.8
Delmus Coley	2	10	41	0	41	4.1	0	10	20.5
Elliott Mack	10	2	29	8	21	10.5	0	29	2.1
Christian Taylor	11	1	4	0	4	4.0	1	4	0.4
Matt Otey	10	0	0	0	0.0	1	1	0	0.0
Joe Nicholas	10	1	0	3	-3	-3.0	0	0	-0.3
D.J. McAulay	9	1	0	4	-4	-4.0	0	0	-0.4
TEAM	5	5	0	17	-17	-3.4	0	0	-3.4
Mike Potts	7	18	17	53	-36	-2.0	0	3	-5.1
Total	11	417	1988	236	1752	4.2	22	29	159.3
Opponents	11	442	2001	191	1810	4.1	21	42	164.5

PASSING	GP	Effic	Att-Cmp-Int	Pct	Yds	TD	Lng	Avg/G
Jake Phillips	10	145.82	192-123-7	64.1	1564	12	47	156.4
Mike Potts	7	132.15	127-78-2	61.4	842	7	49	120.3
Total	11	140.38	319-201-9	63.0	2406	19	49	218.7
Opponents	11	123.83	340-206-19	60.6	2462	14	70	223.8


RECEIVING	GP	No.	Yds	Avg	TD	Long	Avg/G
Joe Nicholas	10	52	731	14.1	5	49	73.1
Josh Lustig	11	38	480	12.6	3	45	43.6
Elliott Mack	10	21	371	17.7	4	47	37.1
Matt Trinkle	11	21	148	7.0	1	20	13.5
Elijah Brooks	11	19	168	8.8	2	27	15.3
DeBrian Holmes	11	16	121	7.6	1	19	11.0
Adam Bratton	10	13	181	13.9	0	34	18.1
Joe Marianacci	10	8	74	9.2	0	18	7.4
John Taylor	7	8	60	7.5	0	18	8.6
D.J. McAulay	9	2	49	24.5	0	39	5.4
Matt Otey	10	2	5	2.5	2	3	0.5
Tony Viola	11	1	18	18.0	1	18	1.6
Total	11	201	2406	12.0	19	49	218.7
Opponents	11	206	2462	12.0	14	70	223.8

PUNT RETURNS	No.	Yds	Avg	TD	Long
Josh Lustig	17	108	6.4	0	21
Leonard Muldrow	1	32	32.0	0	0
Brandown Burrow	1	30	30.0	0	0
Total	19	170	8.9	0	21
Opponents	21	155	7.4	0	25

KICK RETURNS	No.	Yds	Avg	TD	Long
Stephen Cason	20	453	22.6	1	92
DeBrian Holmes	10	185	18.5	0	24
Tony Viola	6	56	9.3	0	17
Michael Pigram	3	30	10.0	0	11
James Miller	2	63	31.5	0	33
Josh Lustig	2	49	24.5	0	35
Matt Trinkle	1	6	6.0	0	6
Adam Bratton	1	4	4.0	0	4
Matt Otey	1	0	0.0	0	0
Graham Falbo	1	0	0.0	0	0
Total	47	846	18.0	1	92
Opponents	54	1088	20.1	0	53



Jake Phillips ranked fourth in the Atlantic 10 in pass efficiency (145.8) and 10th in the league in passing average (156.4) as a rookie in 2005. He also rushed for eight touchdowns, establishing a W&M freshman quarterback record.



Joe Nicholas led the Tribe's receiving corps in 2005 with 731 yards and five touchdowns on 52 receptions, despite missing the season-opening contest. With 118 career catches in just two seasons, Nicholas is on pace to eclipse the W&M career record for receptions (223) held by Rich Musinski ('04).

2005 Individual Statistics

SCORING	TD	FGs	PATs				DXP	Saf	Points
			Kick	Rush	Rcv	Pass			
Greg Kuehn	0	13-22	43-44	0-0	0	0-0	0	0	82
Elijah Brooks	11	0-0	0-0	0-0	0	0-0	0	0	66
Jake Phillips	8	0-0	0-0	0-1	0	0-0	0	0	48
Joe Nicholas	5	0-0	0-0	0-0	0	0-0	0	0	30
Elliott Mack	4	0-0	0-0	0-0	0	0-0	0	0	24
Matt Otey	3	0-0	0-0	0-0	0	0-0	0	0	18
Josh Lustig	3	0-0	0-0	0-0	0	0-0	0	0	18
Stephen Cason	2	0-0	0-0	0-0	0	0-0	0	0	12
DeBrian Holmes	2	0-0	0-0	0-0	0	0-0	0	0	12
Tony Viola	2	0-0	0-0	0-0	0	0-0	0	0	12
Trevor McLaurin	2	0-0	0-0	0-0	0	0-0	0	0	12
Ryan Nickell	1	0-0	0-0	0-0	0	0-0	0	0	6
James Miller	1	0-0	0-0	0-0	0	0-0	0	0	6
Matt Trinkle	1	0-0	0-0	0-0	0	0-0	0	0	6
Christian Taylor	1	0-0	0-0	0-0	0	0-0	0	0	6
Total	46	13-22	43-44	0-1	0	0-0	0	0	358
Opponents	37	9-11	32-34	0-0	0	0-3	0	1	283




Former All-American kicker Greg Kuehn led the team in scoring for the fourth consecutive season in 2005 and ranked fifth in the Atlantic 10, averaging 7.5 points per game. Kuehn closed his stellar career as the school's all-time leading scorer with 343 career points.

TOTAL OFFENSE	G	Plays	Rush	Pass	Total	Avg/G
Jake Phillips	10	263	183	1564	1747	174.7
Elijah Brooks	11	207	944	0	944	85.8
Mike Potts	7	145	-36	842	806	115.1
DeBrian Holmes	11	56	304	0	304	27.6
Tony Viola	11	30	183	0	183	16.6
Joe Marianacci	10	6	68	0	68	6.8
Trevor McLaurin	11	9	64	0	64	5.8
Delmus Coley	2	10	41	0	41	20.5
Elliott Mack	10	2	21	0	21	2.1
Christian Taylor	11	1	4	0	4	0.4
Joe Nicholas	10	1	-3	0	-3	-0.3
D.J. McAulay	9	1	-4	0	-4	-0.4
TEAM	11	5	-17	0	-17	-3.4
Total	11	736	1752	2406	4158	378.0
Opponents	11	782	1810	2462	4272	388.4

FIELD GOALS	FGM-FGA	Pct	20-29	30-39	40-49	50+	Lg	Bk
Greg Kuehn	13-22	59.1	2-4	7-13	3-4	1-1	51	1

PUNTING	No.	Yds	Avg	Long	TB	FC	I20	Blkd
Blair Pritchard	45	1775	39.4	64	2	6	13	0
Corey Davis	2	64	32.0	38	0	0	0	0
Total	47	1839	39.1	64	2	6	13	0
Opponents	55	1910	34.7	60	2	17	14	3



Blair Pritchard was a valuable special teams weapon for the Tribe in 2005, averaging 39.4 yards per punt in his first season as a starter. Pritchard was third in the Atlantic 10 in punting.

ALL PURPOSE	G	Rush	Rec	PR	KOR	IR	Tot	Avg/G
Elijah Brooks	11	944	168	0	0	0	1112	101.1
Joe Nicholas	10	-3	731	0	0	0	728	72.8
Josh Lustig	11	0	480	108	49	0	637	57.9
DeBrian Holmes	11	304	121	0	185	0	610	55.5
Stephen Cason	11	0	0	0	453	82	535	48.6
Elliott Mack	10	21	371	0	0	0	392	39.2
Tony Viola	11	183	18	0	56	0	257	23.4
Adam Bratton	10	0	181	0	4	0	185	18.5
Jake Phillips	10	183	0	0	0	0	183	18.3
Matt Trinkle	11	0	148	0	6	0	154	14.0
James Miller	11	0	0	0	63	80	143	13.0
Joe Marianacci	10	68	74	0	0	0	142	14.2
Ryan Nickell	11	0	0	0	0	100	100	9.1
Trevor McLaurin	11	64	0	0	0	14	78	7.1
John Taylor	7	0	60	0	0	0	60	8.6
D.J. McAulay	9	-4	49	0	0	0	45	5.0
Delmus Coley	2	41	0	0	0	0	41	20.5
Jon Shaw	11	0	0	0	0	34	34	3.1
Leonard Muldrow	7	0	0	32	0	0	32	4.6
Brandon Burrow	11	0	0	30	0	0	30	2.7
Michael Pigram	10	0	0	0	30	0	30	3.0
Kevin Allen	10	0	0	0	0	23	23	2.3
Derek Cox	10	0	0	0	0	19	19	1.9
Matt Otey	10	0	5	0	0	0	5	0.5
Christian Taylor	10	4	0	0	0	0	4	0.4
Richard Riley	11	0	0	0	0	-5	-5	-0.5
TEAM	5	-17	0	0	0	0	-17	-3.4
Mike Potts	7	-36	0	0	0	0	-36	-5.1
Total	11	1752	2406	170	846	347	5521	501.9
Opponents	11	1810	2462	155	1088	49	5564	505.8

2005 Defensive Statistics

Defensive Leaders	GP	Tackles				TFL/Yds	Sacks No-Yds	Passes Def			Fumbles		Blkd Kick	Saf
		Solo	Ast	Total				Int-Yds	PBU	QBH	Rcv-Yds	FF		
Josh Rutter	11	44	65	109	6.5-6	-	1-0	1	-	2-0	-	-	-	
Jon Shaw	11	39	42	81	3.5-10	-	3-34	4	-	3-0	-	-	-	
Ryan Nickell	11	35	43	78	5.5-20	2.0-11	2-100	2	-	1-0	2	-	-	
James Miller	11	33	42	75	2.5-2	-	2-80	4	-	-	-	-	-	
Stephen Cason	11	37	28	65	1.5-9	0.5-8	4-82	5	-	-	-	-	-	
Jonas Watson	11	19	31	50	11.0-44	6.0-36	-	-	1	-	2	-	-	
T.J. O'Neill	11	20	28	48	1.5-3	-	1-0	3	-	-	-	-	-	
Josh Wright	11	21	23	44	5.0-22	1.0-7	-	1	2	-	-	-	-	
Adam O'Connor	11	13	23	36	5.5-26	2.5-18	-	1	3	1-0	2	-	-	
Brian Williamson	11	11	22	33	3.5-11	1.0-9	-	1	-	-	-	-	-	
Larry Pendleton	11	8	24	32	-	-	-	-	-	-	2	1	-	
Thad Wheeler	8	7	24	31	1.5-5	1.0-4	-	-	-	-	-	-	-	
Alan Wheeling	11	17	10	27	-	-	-	-	-	-	-	-	-	
Trevor McLaurin	11	10	11	21	0.5-1	-	1-14	-	-	-	-	-	-	
David Page	11	15	4	19	-	-	-	-	-	1	-	-	-	
Jerome Griffin	11	3	16	19	2.0-7	1.5-7	1-0	3	2	-	1	-	-	
Derek Cox	10	12	7	19	-	-	1-19	1	-	-	1	1	-	
Richard Riley	11	9	7	16	1.0-3	-	1--5	3	-	-	-	-	-	
Michael Pigram	10	7	7	14	-	-	-	-	-	1-0	-	-	-	
Zachary Stout	10	6	6	12	-	-	-	-	-	-	-	-	-	
Kevin Allen	10	7	5	12	-	-	2-23	1	-	-	-	-	-	
Brandon Burrow	11	4	6	10	-	-	-	-	-	-	-	1	-	
Brian Neely	10	3	6	9	-	-	-	-	-	-	-	-	-	
William Turner	11	5	4	9	-	-	-	-	-	-	-	-	-	
Josh Larkins	4	1	6	7	0.5-1	-	-	-	-	-	-	-	-	
Todd Reyher	10	-	5	5	-	-	-	2	-	-	-	-	-	
Brandon Pugh	4	-	5	5	0.5-1	0.5-1	-	-	-	-	-	-	-	
D.J. McAulay	9	1	3	4	-	-	-	-	-	-	-	-	-	
Leonard Muldrow	7	2	2	4	-	-	-	-	-	-	-	1	-	
Matt Trinkle	11	2	1	3	-	-	-	-	-	-	-	-	-	
Ryan Jones	1	-	3	3	1.0-1	1.0-1	-	-	-	-	-	-	-	
Greg Kuehn	11	2	1	3	-	-	-	-	-	-	-	-	-	
John Taylor	7	1	1	2	-	-	-	-	-	-	-	-	-	
Elijah Brooks	11	2	-	2	-	-	-	-	-	-	-	-	-	
Josh Lustig	11	2	-	2	-	-	-	-	-	-	-	-	-	
Jordan Troester	10	1	-	1	-	-	-	-	-	-	-	-	-	
Blair Pritchard	9	1	-	1	-	-	-	-	-	-	-	-	-	
Drew Atchison	4	-	1	1	-	-	-	-	-	-	-	-	-	
Elliott Mack	10	1	-	1	-	-	-	-	-	-	-	-	-	
TOTALS	11	401	512	913	53-172	17-102	19-347	32	8	8-0	11	4	-	
Opponents	11	412	396	808	54-216	24-137	9-49	38	11	10-84	12	1	1	

INTERCEPTIONS

	No.	Yds	Avg.	TD	Long
Stephen Cason	4	82	20.5	1	57
Jon Shaw	3	34	11.3	0	22
Kevin Allen	2	23	11.5	0	23
Ryan Nickell	2	100	50.0	1	72
James Miller	2	80	40.0	1	80
Derek Cox	1	19	19.0	0	19
T.J. O'Neill	1	0	0.0	0	1
Richard Riley	1	-5	-5.0	0	0
Josh Rutter	1	0	0.0	0	0
Jerome Griffin	1	0	0.0	0	0
Trevor McLaurin	1	14	14.0	1	14
Total	19	347	18.3	4	80
Opponents	9	49	5.4	1	27

SACKS

	No.	Yds
Jonas Watson	6.0	36
Adam O'Connor	2.5	18
Ryan Nickell	2.0	11
Jerome Griffin	1.5	7
Josh Wright	1.0	7
Brian Williamson	1.0	9
Thad Wheeler	1.0	4
Ryan Jones	1.0	1
Stephen Cason	0.5	8
Brandon Pugh	0.5	1
Total	17	102
Opponents	24	137

FUMBLE RECOVERIES

	No.	Yds	Avg.	TD	Long
Jon Shaw	3	0	0.0	0	0
Josh Rutter	2	0	0.0	0	0
Ryan Nickell	1	0	0.0	0	0
Adam O'Connor	1	0	0.0	0	0
Michael Pigram	1	0	0.0	0	0
Total	8	0	0.0	0	0
Opponents	4	84	21.0	1	70

2005 Individual Statistics

Game-by-Game Starters

	Marshall	VMI	URI	Liberty	UNH	Northeastern	Towson	Villanova	JMU	Delaware	Richmond
QB	Potts	Phillips	Potts	Potts	Potts	Potts	Phillips	Phillips	Phillips	Phillips	Phillips
TB	Brooks	Brooks	Brooks	Brooks	Brooks	Brooks	Brooks	Brooks	Brooks	Brooks	Brooks
FB	Trinkle*	Trinkle*	Trinkle*	Trinkle*	Trinkle*	Trinkle*	Trinkle*	Trinkle*	Trinkle*	Mack^	Otey
WR	Lustig	Lustig	Lustig	Lustig	Lustig	Lustig	Lustig	Lustig	Lustig	Lustig	Lustig
WR	Marianacci	Nicholas	Nicholas	Nicholas	Nicholas	Nicholas	Nicholas	Nicholas	Nicholas	Nicholas	Nicholas
TE	Bratton	Bratton	Bratton	Bratton	Bratton	Bratton	Bratton	Bratton	Bratton	Trinkle	Trinkle
LT	Grenz	Grenz	Cochran	Cochran	Cochran	Cochran	Cochran	Cochran	Cochran	Cochran	Cochran
LG	Lumm	Ridjaneck	Grenz	Grenz	Grenz	Grenz	Grenz	Grenz	Grenz	Grenz	Grenz
C	Mulloy	Mulloy	Mulloy	Mulloy	Mulloy	Mulloy	Mulloy	Mulloy	Mulloy	Mulloy	Mulloy
RG	Morris	Morris	Morris	Morris	Morris	Morris	Morris	Morris	Morris	Morris	Morris
RT	Stewart	Stewart	Stewart	Stewart	Stewart	Stewart	Stewart	Stewart	Stewart	Stewart	Stewart
DE	Wright	Wright	Wright	Wright	Watson	Watson	Wright	Watson	Watson	Watson	Watson
DE	O'Connor	O'Connor	O'Connor	O'Connor	O'Connor	O'Connor	O'Connor	O'Connor	Wright	Griffin	O'Connor
DT	Pendleton	Pendleton	Pendleton	Pendleton	Pendleton	Pendleton	Pendleton	Pendleton	Pendleton	Pendleton	Pendleton
DT	Williamson	Williamson	Williamson	Williamson	Williamson	Williamson	Williamson	Williamson	O'Connor	O'Connor	Williamson
LB	Rutter	Rutter	Rutter	Rutter	Rutter	Rutter	Rutter	Rutter	Rutter	Rutter	Rutter
LB	Wheeler	Wheeler	Wheeler	O'Neill	Wheeler	O'Neill	Wheeler	O'Neill	O'Neill	Wheeler	Wheeler
LB	Nickell	Nickell	Nickell	Nickell	Nickell	Nickell	Nickell	Nickell	Nickell	Nickell	Nickell
SS	Shaw	Shaw	Shaw	Shaw	Shaw	Shaw	Shaw	Shaw	Shaw	Shaw	Shaw
FS	Miller	Miller	Miller	Miller	Miller	Miller	Miller	Miller	Miller	Miller	Miller
CB	Cason	Cason	Cason	Cason	Cason	Cason	Cason	Cason	Cason	Cason	Cason
CB	Wheeling	Wheeling	Wheeling	Wheeling	Riley	Wheeling	Riley	Riley	Riley	Cox	Cox

*Started with two tight ends and no FB. ^Started with three wide receivers and no FB.

Game-by-Game Statistical Leaders

Opponent	Pass Att.	Pass Yards	Rushes	Rush. Yds	Receptions	Rec. Yds.	Tackles	TFLs	Sacks
at MU	30, Potts	164, Potts	28, Brooks	149, Brooks	4, Lustig	64, Bratton	16, Rutter	1.0, Wright, Watson	1.0, Watson
at VMI	21, Phillips	202, Phillips	18, Brooks	94, Brooks	7, Nicholas	107, Nicholas	9, Rutter	1.5, Watson, O'Connor	1.5, Watson
at URI	30, Potts	211, Potts	18, Brooks	110, Brooks	4, four players	76, Nicholas	9, Rutter	1.5, Wright	none
LU	25, Potts	226, Potts	22, Brooks	102, Brooks	8, Nicholas	110, Nicholas	7, Rutter	2.0, Nickell	1.5, Watson
UNH	19, Potts	127, Potts	32, Brooks	135, Brooks	5, Lustig	68, Lustig	9, Cason	1.0, Four players	1.0, Watson, Wright
at NU	20, Phillips	256, Phillips	24, Brooks	89, Brooks	7, Nicholas	126, Lustig	11, Shaw	3.0, Watson	1.0, Wheeler
TU	21, Phillips	202, Phillips	13, Holmes	76, Holmes	6, Nicholas	83, Nicholas	7, Rutter, Shaw	2.0, Nickell	2.0, Nickell
at VU	33, Phillips	137, Phillips	14, Brooks	78, Brooks	5, Lustig	92, Lustig	16, Miller	1.0, Riley	none
JMU	28, Phillips	202, Phillips	21, Brooks	92, Brooks	6, Lustig	76, Lustig	11, Miller	1.0, three players	none
UD	34, Phillips	289, Phillips	12, Brooks	66, Holmes	8, Nicholas	121, Nicholas	14, Rutter	1.0, three players	1.0, Griffin
at UR	19, Phillips	78, Phillips	10, Brooks	32, Brooks	5, Nicholas	38, Nicholas	13, Miller, Nickell	1.0, Watson, O'Neill	none

Top Offensive Performances

Top Passing Performances

- 289 Jake Phillips vs. UDNov. 12
- 256 Jake Phillips vs. NU Oct. 15
- 226 Mike Potts vs. LU Sept. 24
- 211 Mike Potts vs. URI Sept. 17
- 202 Jake Phillips vs. JMU Nov. 5
- 202 Jake Phillips vs. TU Oct. 22
- 202 Jake Phillips vs. VMI Sept. 10
- 164 Mike Potts vs. MU Sept. 1
- 137 Jake Phillips vs. VU Oct. 29
- 127 Mike Potts vs. UNH Oct. 2

Top Rushing Performances

- 149 Elijah Brooks vs. MUSept. 1
- 135 Elijah Brooks vs. UNH Oct. 8
- 110 Elijah Brooks vs. URI Sept. 17
- 102 Elijah Brooks vs. LU Sept. 24
- 94 Elijah Brooks vs. VMI Sept. 10
- 92 Elijah Brooks vs. JMU Nov. 5
- 89 Elijah Brooks vs. NU Oct. 15
- 85 Tony Viola vs. LU Sept. 24
- 78 Elijah Brooks vs. VU Oct. 29
- 76 DeBrian Holmes vs. TU Oct. 22

Top Receiving Performances

- 126 Josh Lustig vs. NUOct. 15
- 121 Joe Nicholas vs. UD Nov. 12
- 110 Joe Nicholas vs. LUSept. 24
- 107 Joe Nicholas vs. VMISept. 10
- 106 Elliott Mack vs. UD Nov. 12
- 105 Joe Nicholas vs. NUOct. 15
- 92 Josh Lustig vs. VUOct. 29
- 83 Joe Nicholas vs. TUOct. 22
- 76 Josh Lustig vs. JMUNov. 5
- 76 Joe Nicholas vs. URISept. 17

200-yard Passing Games

- Jake Phillips
- Mike Potts

100-yard Rushing Games

- Elijah Brooks

100-yard Receiving Games

- Joe Nicholas
- Josh Lustig
- Elliott Mack