



# WILLIAM & MARY

GAME 6: at Liberty • Saturday, Oct. 14, 2006 • 1 p.m. • Williams Stadium • Lynchburg, Va.



## Game Day Information

WILLIAM AND MARY "TRIBE" (1-4, 0-3 A-10) at LIBERTY "FLAMES" (3-2, 0-0 BIG SOUTH)

**Kickoff:** 1 p.m., Saturday, Oct. 14, 2006

**Site:** Williams Stadium (12,000, FieldTurf)

**Internet:** Live game stats will be available on Liberty's web site, [www.libertyflames.com](http://www.libertyflames.com).

**Radio:** 12 p.m. - Prudential McCardle Pre-Game Show on The Tide, WBACH and TribeAthletics.com; 12:30 - "The Game Day Show with Jay Colley and Bob Sheeran" across the William and Mary Bookstore Radio Network. For a complete listing of the Tribe Football Radio Network, see the next page.

**All-Time Series:** William and Mary leads, 2-0 (See page four)

**Last Meeting:** William and Mary won, 56-0, on Sept. 24, 2005 in Williamsburg.

## First and 10

William and Mary plays the second of three consecutive road games when it visits state-rival Liberty on Saturday afternoon at 1 p.m. Saturday's game marks just the third meeting in the series, which began in 2004. The Tribe has won the previous two meetings, posting a 37-17 victory in Lynchburg in 2004, before recording a 56-0 shutout win last season at Zable Stadium. The game also marks W&M's final non-conference contest of the season, as the College will then close with five consecutive Atlantic 10 games against Southern Division opponents. The Tribe is coming off a 48-7 loss at then 10th-ranked Massachusetts and has now dropped two-straight after a 38-6 victory over Big South Conference member VMI on Sept. 23. W&M is 6-0 all-time against Big South opponents. Junior quarterback Mike Potts made his first start of the season at UMass and recorded career-highs in completions (27), attempts (50) and passing yards (244), while providing the Tribe's lone score of the contest on a 35-yard, third-quarter touchdown pass. Liberty was idle last week and brings a 3-2 record under first-year head coach Danny Rocco into Saturday's match-up after dropping a 34-14 decision at Division I-A Wake Forest on Sept. 30. Saturday's affair will also serve as Liberty's homecoming game.

### 2006 Tribe's Schedule

Date	Opponent	Score/Time
Sept. 2	at Maryland	L/27-14
Sept. 16	MAINE*	L/20-17
Sept. 23	VMI	W/38-6
Sept. 30	HOFSTRA*	L/16-14
Oct. 7	at #10 Massachusetts*	L/48-7
<b>Oct. 14</b>	<b>at Liberty</b>	<b>1:00 p.m.</b>
Oct. 21	at James Madison*	3:00 p.m.
Oct. 28	VILLANOVA*	1:00 p.m.
Nov. 4	at Towson*	1:00 p.m.
Nov. 11	at Delaware*	1:00 p.m.
Nov. 18	RICHMOND*	1:00 p.m.

\*A-10 conference game

### 2006 Flames' Schedule

Date	Opponent	Score/Time
Aug. 31	ST. PAUL'S	W/27-0
Sept. 9	GLENVILLE STATE	W/31-7
Sept. 16	at Towson	L/10-3
Sept. 23	at Savannah State	W/28-0
Sept. 30	at Wake Forest	L/34-14
<b>Oct. 14</b>	<b>WILLIAM AND MARY</b>	<b>1:00 p.m.</b>
Oct. 21	GARDNER-WEBB*	1:00 p.m.
Oct. 28	at Coastal Carolina*	12:30 p.m.
Nov. 4	WESTERN CAROLINA	1:00 p.m.
Nov. 11	CHARLESTON SOUTHERN*	1:00 p.m.
Nov. 18	at VMI*	1:00 p.m.

\*Big South conference game

## The Coaches

### Jimmye Laycock

Alma Mater, Year: William and Mary, 1970  
 W&M Record: 176-123-2 (27th season)  
 Career Record: Same  
 Career vs. Liberty: 2-0

### Danny Rocco

Alma Mater, Year: Wake Forest, 1986  
 Liberty Record: 3-2 (First season)  
 Career Record: Same  
 Career vs. W&M: First Meeting

## In The Spotlight



### #23, TREVOR MCLAURIN SENIOR, LINEBACKER

Senior Trevor McLaurin is this week's featured student-athlete "In The Spotlight". (Page 13)

## Table of Contents

Media Information .....	2
W&M Football Radio Network.....	2
W&M Sports Information Staff.....	2
Projected Depth Charts .....	3
Tale of the Tape .....	3
This Week's Opponent : Liberty .....	4
W&M Football Quick Facts.....	4
W&M Football Game Notes .....	5
The Tribe in 2006.....	5
Scouting the 2006 Opponents.....	5
Atlantic 10 Information.....	6-7
Tribe Football Record Watch .....	8-9
Tribe Football Honor Roll.....	9
I-AA National Rankings .....	10
Head Coach Jimmye Laycock .....	11
The Laycock Football Center .....	12
In The Spotlight: Trevor McLaurin.....	13
W&M Football Rosters.....	14-15
Game-by-Game Starters .....	16
Tribe in the Red Zone.....	16
W&M Single-Game Highs .....	17
Opponent Single-Game Highs.....	18
Long Plays of the Season.....	18
Top Offensive Performances .....	19
Scoring Drives Chart.....	20
The Last Time It Happened.....	21
W&M Single-Game Records .....	22
Game-by-Game Results .....	23
Quarterback Club Awards.....	26
2006 Statistics.....	27



# For The Media



## W&M Media Relations Staff

Pete Clawson (Primary Football Contact)  
Assistant A.D., Media Relations  
(O) 757-221-3369 (E) pmclaw@wm.edu

Mark Hoskins (Secondary Football Contact)  
Assistant to the Director  
(O) 757-221-3344 (E) mjhosk@wm.edu

Kris Sears (Associate SID)  
(O) 757-221-3368 (E) kasear@wm.edu

Rob Turner (Associate SID)  
(O) 757-221-3370 (E) rrtun@wm.edu

Jake Skipper (Intern)  
(O) 757-221-3344 (E) jskip@wm.edu

**Zable Stadium Press Box Phone:** 757-221-3414

**Sports Information Fax:** 757-221-3412

**Web Site:** www.TribeAthletics.com

### Mailing Address:

P.O. Box 399  
Williamsburg, VA 23187

## Weekly Atlantic 10 Coaches Call

Every Monday from Aug.28-Nov. 20, the Atlantic 10 will conduct a teleconference from 10:00-12:10pm (eastern time) with each of its head football coaches. Each coach will have a 10-minute slot to discuss his team and answer questions from the media. Members of the media are strongly encouraged to participate in the questioning. For the access number, contact Pete Clawson or Stephen Haug in the Atlantic 10 communications office at (215) 545-6678.

- 10:00 Atlantic 10 update
- 10:10 Dave Clawson, Richmond
- 10:20 Jimmye Laycock, William & Mary**
- 10:30 Andy Talley, Villanova
- 10:40 Rocky Hager, Northeastern
- 10:50 Mickey Matthews, James Madison
- 11:00 Jack Cosgrove, Maine
- 11:10 Don Brown, Massachusetts
- 11:20 Tim Stowers, Rhode Island
- 11:30 K.C. Keeler, Delaware
- 11:40 Sean McDonnell, New Hampshire
- 11:50 Dave Cohen, Hofstra
- 12:00 Gordy Combs, Towson

## A-10 Press Box Phone Numbers

Delaware	302-831-6199/302-831-2186
Hofstra	516-463-5247
James Madison	540-568-6521
Maine	207-581-1049
Massachusetts	413-545-3550
New Hampshire	603-862-2585
Northeastern	617-566-5956
Rhode Island	401-874-4616
Richmond	804-355-6110
Towson	410-704-3102
Villanova	610-519-5290

## Interviews

All requests for interviews must be directed through the Sports Information Office. Players are available Monday morning until noon Thursday. Please call either Pete Clawson, or Mark Hoskins, with interview requests.

## Weekly Press Conference

A press conference with head coach Jimmye Laycock will be held every Tuesday at noon at the Hospitality House in Williamsburg. Lunch is served around noon, followed by opening remarks and a question and answer session with Coach Laycock. Interviews with selected players will follow the luncheon. Please confirm your attendance with Pete Clawson in the Sports Information Office at least 24 hours in advance.

## Game Credentials

Please make all press and photo requests at least one week in advance. Tickets and parking passes can be mailed with one week's notice. If not, tickets can be picked up, with proper credentials, at the Will Call Window at Zable Stadium on the morning of the game.

## Press Parking

Parking for members of the working press is available just southeast of Zable Stadium in front of the University Center. Parking is limited and media members are encouraged to arrive early.

## Photographers

Please observe the NCAA rules, which prohibit photographers between the 25 yard lines.

## Press Box Services

Located atop the East grandstand of Zable Stadium at Cary field, the press box officially opens two hours prior to kickoff. Pregame notes, flip cards and programs will be available prior to the start. Complete halftime statistics, as well as final team and individual statistics, are available immediately following the game.

## Radio

Visiting radio lines may be rented through the Sports Information Office at a cost of \$75 per line. The radio booth for the visiting team is located at the south end of the press box on the lower level. Radio stations should make arrangements with the Sports Information Office at least a month in advance. Requests for the line will be honored on a first-come, first-served basis.

## Visiting Film Crews

Space will be allotted in the West Press Box for film and video crews of visiting teams' coaches' shows. We will provide two spots per team.

## Post-Game Procedures

Head coach Jimmye Laycock and the visiting coach will be available about 10 minutes after the game in an interview area located directly below the press box. Individual W&M players' names should be given to Pete Clawson during the fourth quarter and they will be made available in the interview room.

## The William and Mary Football Radio Network

The W&M Athletics Department announced a new partnership for the Tribe Radio Network. The Notice of Intent to Award issued by the College designates two local stations, 92.3 FM "The Tide" and 107.9 FM "WBACH", as the network's Co-Flagships for the coming athletics season.

"We are extremely excited to be teaming up with Tribe Athletics," said Tom Davis, the President of Davis Media LLC. "We look forward to enhancing the broadcasts and broadening the reach of the games to the many fans throughout Tidewater Virginia."

The new partnership provides the College with solid coverage of the peninsula, as the station's combined footprint reaches from eastern areas of Richmond to the western parts of Norfolk. Tribe fans in Richmond will also be able to catch the action on 1450AM WCLM, which returns for its second season as an affiliate. Also, as usual, long-standing network member WBRG, AM 1050 of Lynchburg is back to carry all the action for 2006.

In addition to the radio coverage, all broadcasts can be heard live on the web at www.TribeAthletics.com.

Despite the new locations on the dial, the College's long-standing broadcast team of team of Jay Colley and Bob Sheeran remain in place to deliver all the action of Tribe football over the airwaves.

### William and Mary Radio Network Affiliates

"The Tide"	92.3 FM	Williamsburg
WBACH	107.9 FM	Williamsburg
WBRG	1050 AM	Lynchburg
WCLM	1450 AM	Richmond





# Depth Charts

## Tribes Offense Depth Chart

Pos.	No.	Name	Elg.	Ht.	Wt.	Note
WR	16	R.J. Archer	RF	6-2	205	Two catches for career-high 54 yards at UMass
	2	Elliott Mack	SO	6-0	195	Two receptions for 19 yards at UMass
LT	67	Brent Cochran	JR	6-5	300	Has started 14 consecutive games at tackle
	78	Chris Ilardo	RF	6-3	316	Red-shirted last year; Saw action vs. VMI, UMass
LG	72	Justin Oliver	JR	6-4	295	Started the first five games at guard
	56	C.J. Muse	RF	6-4	305	Saw playing time in second half vs. VMI, UMass
C	68	Cody Morris	SR	6-4	285	Preseason All-American with 30 consecutive starts on OL
	51	Tim Kelley	JR	6-2	316	Saw extended playing time in second half vs. VMI
RG	53	Luke Hiteshew	SO	6-1	295	First five career starts have come in 2006
	75	Eric O'Brien	SO	6-1	270	Saw first offensive snaps vs. VMI
RT	71	Brad Stewart	JR	6-3	300	Has started 15 consecutive games at right tackle
	79	Michael Grant	SO	6-5	300	Reserve tackle, saw playing time at UMass
TE	85	Matt Trinkle	SR	6-5	260	Season-high four catches for 27 yards at UMass
	86	Drew Atchison	JR	6-7	250	First-career touchdown catch (10 yards) vs. Hofstra
WR	27	Joe Nicholas	JR	6-3	210	Has caught a touchdown pass in four-straight games
	4	D.J. McAulay	SO	5-11	180	Four catches for 47 yards in loss at UMass
QB (OR)	18	Jake Phillips	SO	6-3	225	Season-high 189 yards passing and two TDs vs. Hofstra
	10	Mike Potts	JR	6-4	220	Career-high 244 yards passing and TD in start at UMass
TB	9	Elijah Brooks	SR	5-9	215	Seventh in the A-10 in rushing yards per game (70.2)
	28	DeBrian Holmes	SO	5-9	185	Had 25-yard run vs. VMI, finished with 59 yards on 5 att.
FB	49	Raphael Bynum	RF	5-9	225	Made first start vs. Hofstra; Two carries vs. UMass
	5	Tony Viola	JR	6-1	217	Season-high 28 yards on four carries vs. VMI

## Tribes Defense Depth Chart

Pos.	No.	Name	Elg.	Ht.	Wt.	Note
DE	97	Adrian Tracy	RF	6-4	235	Career-high 10 TT, two solo TFL, including sack, vs. HU
	39	T.J. O'Neill	JR	6-1	241	Ten total tackles, fumble recovery, over last two games
DT	77	Brian Williamson	SR	6-3	290	Six TT, including two solo and an assist on TFL, vs. HU
	93	Sean Lissemore	RF	6-4	245	Three TT, including one solo, at UMass
DT	95	Cortenous Herbert	RF	6-3	260	Solo quarterback sack and blocked FG attempt vs. HU
	99	Josh Larkins	SO	6-2	320	Recorded five TT, including three solos, vs. Maine
DE	94	Josh Wright	SR	6-3	245	Two tackles, including assist on TFL, at UMass
	92	Ryan Jones	JR	6-3	260	Recovered fourth-quarter fumble vs. VMI
ILB	52	Travis McLaurin	SR	5-11	240	Started last two games with 13 total tackles
	35	Ryan Horvath	JR	6-1	235	Four tackles in second half vs. VMI with two solos
OLB	21	Michael Pigram	SO	5-10	218	Career-high 10 TT, with nine unassisted, vs. Hofstra
	50	Todd Reyher	SO	6-0	215	One assist vs. VMI; Seen action in all five games
OLB	40	Chris Ndubueze	SR	6-1	230	Five total tackles vs. Hofstra with one pass break-up
	23	Trevor McLaurin	SR	5-11	236	Recorded second-career INT and 6-yard return vs. VMI
CB	24	Richard Riley	SR	6-2	190	Seven total tackles and forced fumble at UMass
	31	Max Harris	FR	5-10	175	Forced fumble vs. VMI in second career game
SS	36	Kevin Allen	SO	6-3	205	Four TT, including two solos, and two PBUs vs. Hofstra
	41	Sheldon Alexander	RF	6-1	205	Made first career start at Maryland; One solo tackle
FS	8	Alan Wheeling	SR	5-9	180	Five TT, three unassisted, and one solo TFL at UMass
	22	David Houff	SO	6-1	185	Three unassisted tackles at safety vs. UMass
CB	37	Derek Cox	SO	6-1	185	Led team with nine TT, five solo, at UMass
	19	David Caldwell	FR	5-11	200	Five TT, including two solo tackles, vs. VMI

## Tribes Special Teams Depth Chart

Pos.	No.	Name	Elg.	Ht.	Wt.	Note
PK/KO	91	Blair Pritchard	SR	5-11	235	Converted 12 of 12 point-after attempts this season
	87	David Miller	FR	6-0	170	True freshman, Top-60 recruit in VA by <i>Roanoke Times</i>
P	91	Blair Pritchard	SR	5-11	235	Averaging 40.6 yards on 13 punts over last two games
	15	Corey Davis	SR	6-1	200	Attempted Tribe's first punt at Maryland for 36 yards
HO	14	Christian Taylor	SR	6-3	205	Reliable holder on all of team's place-kicks in '05 and '06
	16	R.J. Archer	RF	6-2	195	Directed scout team offense in 2005
LS	94	Josh Wright	SR	6-3	245	Reliable veteran on special teams past two seasons
SS	67	Brent Cochran	JR	6-5	300	Short snapper on placement kicks
KR	28	DeBrian Holmes	SO	5-9	180	Leads team with 16 returns for 288 yards, 32-yard long
	9	Elijah Brooks	SR	5-9	210	Kickoff return for 15 yards at UMass
PR	37	Derek Cox	SO	6-1	185	Ninth in A-10 averaging 8.4 yards per return
	8	Alan Wheeling	SR	5-9	180	Sure-handed veteran in first year as returner

## Liberty Offense Depth Chart

WR	1	Wynton Jackson	JR	6-1	180
	89	Dominic Bolden	SO	5-10	175
WR	6	Brandon Turner	JR	6-2	170
	4	Darnell Edwards	SR	6-3	200
TE	43	Chris Luck	JR	6-5	260
	82	Corey Rasberry	JR	6-4	255
LT	68	Stephen Sene	SR	6-6	310
	74	Josh Weaver	RF	6-4	280
LG	54	Britt Stone	SO	6-2	270
	(OR) 56	Bryan Mosier	RF	6-2	295
C	55	Mike Godsil	SO	6-2	285
	69	Zach Davis	SO	6-4	285
RG	58	Jarret Winfrey	SR	6-4	265
	56	Bryan Mosier	RF	6-2	295
RT	73	Eddie Pinigis	JR	6-8	295
	74	Josh Weaver	RF	6-4	280
FB	8	Chris Stokes	JR	6-1	240
	46	Derrick Bishop	FR	5-10	220
RB	3	Rashad Jennings	SO	6-1	240
	34	Terron Lawrence	RF	5-7	170
AB	7	Zach Terrell	SO	6-0	200
	34	Terron Lawrence	RF	5-7	170
QB	13	Brock Smith	SO	6-3	240
	(OR) 7	Zach Terrell	SO	6-0	200

## Liberty Defense Depth Chart

DE	91	Jason Horn	SR	6-1	275
	96	Tyler Turner	JR	6-3	240
N	90	Colin Dugan	SO	6-0	285
	92	Trey Jacobs	FR	6-4	285
DE	45	Stevy Ackley	JR	6-3	260
	52	Don Carlos McWhorter	SR	6-2	255
SLB	44	Brandon Duke	JR	6-2	225
	32	Ian Childress	SO	6-4	220
MLB	51	Manny Rojas	SR	6-0	245
	59	Weston Lambert	SR	6-2	255
JLB	11	Stevie Ray Lloyd	JR	5-11	235
	99	Dan Hughes	JR	6-2	230
WLB	32	Ian Childress	SO	6-4	220
	(OR) 22	Derek Lisko	SO	6-1	205
LCB	9	E.L. Estes	JR	5-11	185
	31	Donald Manns	FR	5-9	175
SS	24	Ryan Greiser	SO	6-1	205
	21	Pierre Penn	JR	5-11	195
FS	5	Pat Dickerson	JR	5-10	195
	14	Chris Rocco	FR	5-11	190
RCB	2	Patrick Calvary	SO	5-9	175
	23	Michael Corral	SO	5-9	185

## Liberty Special Teams Depth Chart

PK	39	Zac Kolegue	JR	5-10	190
	38	Ben Beasley	SR	5-9	180
P	38	Ben Beasley	SR	5-9	180
	39	Zac Kolegue	JR	5-10	190
H	14	Chris Rocco	FR	5-11	190
LS	42	Dan Pope	JR	6-3	205
KR	1	Wynton Jackson	JR	6-1	180
	3	Rashad Jennings	SO	6-1	240
PR	1	Wynton Jackson	JR	6-1	180
	2	Patrick Calvary	SO	5-9	175

## Tale of the Tape

Pos.	Tribes vs. Flames		Pos.
	W&M	Liberty	
WR & TE	6-3/222	5-11/190	DB
OF Backs	6-0/223	6-1/231	LB
OL & TE	6-3/289	6-1/273	DL
DL	6-3/258	6-5/280	OL/TE
LB	6-1/228	6-1/230	OF Backs
DB	6-0/190	6-3/203	WR/TE

\* Averages reflect those of starters only.

# This Week's Opponent



## All-Time Series With Liberty

**Series Record:** W&M leads, 2-0  
**Series Record in Williamsburg:** W&M leads, 1-0  
**Series Record in Lynchburg:** W&M leads, 1-0  
**Series Record at Neutral Site:** n/a  
**First Meeting:** Oct. 9, 2004; W&M won, 37-17, in Lynchburg.



## All-Time Series Meetings

Year	Date	Result	LU Score	W&M Score	Location
2004	Oct. 9	W	17	37	Lynchburg, Va.
2005	Sept. 24	W	0	56	Williamsburg

## Liberty Series Notes

### State Teams To Meet for Third Time

Saturday's meeting with Liberty will mark just the third game in the series that began in 2004. W&M has won the first two contests, including a 56-0 shutout victory in Williamsburg last season. Prior to 2004, Liberty was the only Division I or I-AA school in the Commonwealth of Virginia that W&M had never faced.

### W&M Unbeaten Against Big South

Since the Big South was formed in 2002, W&M has gone a perfect 6-0 against the only two teams its faced from the conference, VMI and Liberty. The Keydets joined the Big South in 2003, and the Tribe has won all four meetings since then, including a 38-6 victory at Zable Stadium on Sept. 23. W&M has also defeated Liberty in each of the last two seasons.

### Familiar Face

While Danny Rocco is new to the Lynchburg campus, the Flames first-year defensive coordinator Tom Clark is very familiar to the Tribe family, as he spent three seasons (2001-03) in the same role with the College. Clark's schemes helped the College to a share of the 2001 Atlantic 10 Conference crown.

### Tribe to Face Second First-Year Head Coach in 2006

Saturday's game will also mark the second time this season that W&M has faced a first-year head coach in Liberty's Danny Rocco. The former University of Virginia associate head coach was named the seventh-head coach in the Liberty program's history in December of 2005 and has guided the Flames to a 3-2 start. The other first-year head coach W&M has faced this season was Hofstra's Dave Cohen. The Tribe also faced VMI in veteran coach Jim Reid's first season in Lexington this year.

### Homecoming Trip For Tribe's Josh Wright

When W&M visits Liberty on Saturday afternoon, it will mark another homecoming of sorts for senior defensive end Josh Wright, who hails from nearby Madison Heights, Va. In his first trip to Lynchburg in 2004, Wright recorded a pair of tackles in the Tribe's 37-17 victory over the Flames.

## The Last Meeting

**WILLIAMSBURG (9/24/05)** -- W&M found the end zone on eight of its 10 possessions and piled up 635 yards of total offense, to Liberty's 145, and shut out the Flames 56-0 at Zable Stadium.

The Tribe held Liberty to a net of minus-6 yards rushing and posted its first shutout since blanking VMI, 34-0, in 2001.

Elijah Brooks paced the W&M ground attack, which rang up 335 rushing yards, with 102 yards on 22 carries, his third 100-yard game of the season. Brooks scored three rushing touchdowns, all on 1-yard runs, and added another receiving score to become the first Tribe player to score four touchdowns since Dominique Thompson at Delaware in 2004.

In his third career start, quarterback Mike Potts went for 226 yards and two touchdowns on 19-for-25 passing. Redshirt freshman Jake Phillips spelled Potts in the second half and completed 3-of-3 attempts for 74 yards, including a 34-yard touchdown toss to Elliott Mack. Phillips also ran three times for 16 yards and a score.

Christian Taylor took over for Phillips in the fourth quarter and scored on a 4-yard run, his first-career touchdown.

Joe Nicholas paced the receiving corps with 110 yards on eight catches, his second 100-yard game in three outings. Brooks finished with three catches for 43 yards, while true freshman DJ. McAulay pulled in two balls for 49 yards.

For the fourth consecutive game, linebacker Josh Rutter led the defense in tackles, recording seven total stops. Ryan Nickell made five total tackles, including 2.0 TFL, and added an interception. Defensive end Jonas Watson registered 1.5 sacks and five total stops, while free safety Kevin Allen picked off his second pass of the season.



W&M held Liberty to a net minus-6 yards rushing in a 56-0 victory at Zable Stadium last year.

	1	2	3	4	Final
Liberty	0	0	0	0	0
William and Mary	7	21	7	21	56

## How They Stack Up

Category	W&M (A-10)	LU (BSC)
Scoring Offense	18.0 (11)	✓ 20.6 (-)
Rushing Offense	108.2 (11)	✓ 197.6 (-)
Passing Offense	210.6 (6)	✓ 130.8 (-)
Had Intercepted	3 (4)	✓ 1 (-)
Total Offense	318.8 (9)	✓ 328.4 (-)
Turnover Margin	1.00 (2)	✓ 0.20 (-)
3rd Down Effici.	36.6 (8)	✓ 41.3 (-)
Scoring Defense	23.4 (7)	✓ 10.2 (-)
Rushing Defense	190.4 (11)	✓ 102.8 (-)
Passing Defense	172.2 (6)	✓ 177.4 (-)
Total Defense	362.6 (11)	✓ 280.2 (-)
Net Punting	32.8 (6)	✓ 30.2 (-)
Penalties	33.0 (2)	✓ 47.8 (-)

## Team Leaders

### William and Mary

**Rushing:** Brooks (69 att., 351 yds, 5.1 avg., 3 TD, 70.2 /g)  
**Passing:** Phillips (113-57-2, 611 yds, 4 TD, 152.8 /g)  
**Receiving:** Nicholas (20 rec., 302 yds, 15.1 avg., 4 TD, 60.4 /g)  
**Punt Ret:** Cox (9 for 76 yards, 8.4 avg., 24 long)  
**Kick Ret:** Holmes (16 for 288 yds, 18.0 avg., 32 long)  
**Kicking:** Pritchard (2-3 FG; 12-12 XP)  
**Punting:** Pritchard (36.5 avg., 50 long, 3 Inside-20)  
**Tackles:** Allen (32 total, 16 solo)  
**Sacks:** Tracy (2.5 for 22 yards)  
**TFL:** Tracy (6.0 for 28 yards)  
**INT:** Allen, Riley, Tre. McLaurin (1)  
**PBU:** Cox (5)

### Liberty

**Rushing:** Jennings (98 att., 577 yds, 5.9 avg., 8 TD, 115.4 /g)  
**Passing:** Smith (84-44-1, 517 yds, 2 TD, 103.4 /g)  
**Receiving:** Jackson (17 rec., 163 yds, 9.6 avg., 32.6 /g)  
**Punt Ret:** Jackson (14 for 167 yards, 11.9 avg., 46 long)  
**Kick Ret:** Jackson (8 for 188 yds, 23.5 avg., 40 long)  
**Kicking:** Beasley (4-5 FG), Kolegue (11-12 PAT)  
**Punting:** Beasley (39.5 avg., 58 long, 9 Inside-20)  
**Tackles:** Lloyd (36 total, 14 solo)  
**Sacks:** Horn (5.0 for 40 yards)  
**TFL:** Horn (7.5 for 44 yards)  
**INT:** Lloyd, Lambert, Rocco (1)  
**PBU:** Duke, Estes, Calvary (3)

## Tribe Quick Facts

Location: ..... Williamsburg, Va.  
 Founded: ..... 1693  
 Enrollment: ..... 5,700  
 Colors: ..... Green, Gold and Silver  
 President: ..... Gene R. Nichol  
 Athletics Director: ..... Terry Driscoll  
 Stadium: ..... Walter J. Zable Stadium at Cary Field (12,259)  
 Conference: ..... Atlantic 10 Football Conference  
 First Season: ..... 1893  
 All-Time Record: ..... 510-495-41  
 2005 Record: ..... 5-6 (3-5, A-10)

## Flames Quick Facts

Location: ..... Lynchburg, Va.  
 Founded: ..... 1971  
 Enrollment: ..... 17,558  
 Colors: ..... Red, White and Blue  
 Chancellor: ..... Dr. Jerry Falwell  
 President Emeritus: ..... Dr. A. Pierre Guillermin  
 Athletics Director: ..... Jeff Barber  
 Stadium: ..... Williams Stadium (12,000)  
 Conference: ..... Big South Conference  
 First Season: ..... 1974  
 All-Time Record: ..... 161-183-4  
 2005 Record: ..... 1-10 (0-4 Big South)



## Team Notes

### A Win Against Liberty Would:

- Stand as the Tribe's third-straight victory over the Flames. William and Mary has won the only two previous meetings between the teams in 2004 (37-17) and 2005 (56-0).
- Avoid the team's worst start since the 2003 season. William and Mary started that campaign with a 1-5 record, before rallying to take the last four games on the schedule.
- Extend the College's winning streak against school's currently in the Big South Conference to 23 games (with 21 of those wins coming against VMI).
- Break the Tribe's current four-game road slide. William and Mary hasn't won outside the confines of Zable Stadium since recording the electric 44-41 double overtime win at Northeastern on Oct. 15, 2005.
- Give Liberty a 2-10 record against the Atlantic 10, since William and Mary joined the league in 1993. The Flames' lone win in the last 10 games against the current members of the A-10 Conference came in 2003 when Flames handed Hofstra a 49-42 overtime setback on the last game of the season.



*Junior quarterback Mike Potts set career-highs in completions (27), attempts (50) and passing yards (244) at UMass on Saturday. He connected with Joe Nicholas on a third-quarter, 35-yard touchdown pass for the Tribe's only score.*

### Did You Know?

That William and Mary has not lost an out of conference I-AA game since falling at Furman (34-10) back in 2000. The Tribe is 9-0 out of conference vs. other I-AAs in that span.

### Rested

For the second-straight week, the College will be facing a team that is coming off a bye-week. Last week, the Tribe faced a 10th-ranked UMass squad which had two weeks to prepare, and Liberty comes into the contest with its last action coming at Wake Forest on Sept. 30.

### Tested

Along with being in the second game of a three-game road trip, the College will be the opponent's Homecoming guest on each of the next two weekends, as Liberty is celebrating Homecoming this weekend and James Madison is preparing to host its big alumni weekend the following Saturday (Oct. 21st).

Rounding the Homecoming festivities off, the Tribe will host its own Homecoming three weeks from Saturday, as it will host Villanova on Oct. 28th.

### Fresh Faces

For the third time in the first six weeks of the season, William and Mary's coaching staff will face a staff that is in its first year. Danny Rocco is in his first season on the sidelines at Lynchburg, after having spent the last five years working just north at the University of Virginia. The Tribe has also faced first year staffs against VMI (Jim Reid) and Hofstra (Dave Cohen).

### Familiar Face

While Danny Rocco is new to the Lynchburg campus, the Flames' first-year defensive coordinator Tom Clark is very familiar to the Tribe family, as he spent three seasons (2001-03) in the same role with the College. Clark's schemes helped the College to a share of the 2001 Atlantic 10 Conference crown.

### In the Margin

The Tribe's 48-7 defeat at the hands of UMass stands as the College's largest margin of defeat since falling to Central Florida 52-7 in 2000. It was the program's worst loss to a I-AA teams since being handed a 52-6 loss by Furman in 1999. The loss is its largest to a conference opponent since joining the league in 1993.

The 48 points the College surrendered is tied for the most ever allowed to a conference opponent, as it has allowed the same amount on three different occasions, most recently in the 48-29 loss at Rhode Island last season.

### In the Numbers

Despite falling at UMass, William and Mary set season highs in both offensive plays (71 – compared to UMass' 59), passing yards (244) and time of possession (32:59).

## The Tribe in 2006

Overall:	1-4
At home:	1 - 2
Away:	0 - 2
On grass:	0 - 1
On turf:	1 - 3
A-10 overall:	0 - 3
A-10 home:	0 - 2
A-10 road:	0 - 1
By Month:	
September:	1 - 3
October:	0 - 1
November:	0 - 0
December:	0 - 0

When scoring first	1 - 2
When opponent scores first	0 - 2
When scoring 30+ points	1 - 0
When scoring less than 30 points	0 - 4
When leading at half	1 - 0
When trailing at half	0 - 4
When tied at half	0 - 0
When leading after 3 qtrs	1 - 1
When trailing after 3 qtrs	0 - 3
When tied after 3 qtrs	0 - 0
When out-passing opponent	1 - 2
When out-rushing opponent	1 - 0
When out-gaining opp. (total off.)	1 - 1
When out-gained by opp.	0 - 3
When leading TOP	0 - 2
When trailing TOP	1 - 2
With an individual 100-yd rusher	1 - 0
With an individual 200-yd passer	0 - 0
With an individual 100-yd receiver	0 - 0
With opponent 100-yd rusher	1 - 2
With opponent 200-yd passer	0 - 2
With opponent 100-yd receiver	0 - 1
When leading turnover ratio	0 - 2
When trailing turnover ratio	0 - 1

## Scouting the Opponents

**Maryland** (3-2), at Virginia  
Last Week: at Georgia Tech, L/27-23

**#23 Maine** (3-2, 2-0), vs. Villanova  
Last Week: at Towson, W/28-7

**VMI** (1-5), vs. Coastal Carolina  
Last Week: at Army, L/62-7

**Hofstra** (2-3, 1-2), at Delaware (non-conference)  
Last Week: vs. Villanova, L/20-16

**#8 Massachusetts** (4-1, 1-0), at Towson  
Last Week: vs. William and Mary, W/48-7

**#13 James Madison** (4-1, 2-0), at New Hampshire  
Last Week: vs. Rhode Island, W/35-23

**Villanova** (2-3, 1-1), at Maine  
Last Week: at Hofstra, W/20-16

**#22 Towson** (4-1, 1-1), vs. Massachusetts  
Last Week: vs. Maine, L/28-7

**Delaware** (2-3, 0-2), vs. Delaware (non-conference)  
Last Week: at Northeastern, L/27-24

**#10 Richmond** (4-1, 1-1), at Rhode Island  
Last Week: at New Hampshire, L/27-17

# Game Notes

## Did You Know?

That when the College's punter, Blair Pritchard, drew a roughing the kicker penalty on the his first punt attempt of the game on the Tribe's opening drive, it marked the first time this season W&M received an extra set of downs via a penalty. Through 16 quarters of play, William and Mary had not gained a first down curtesy of a flag, while it had given up a total of six.

## Youth is Served

While on the subject of youth, the College counts 23 freshmen and sophomores among its 44 players on the two-deep going into the game with Liberty (11 on offense; 12 on defense). Overall, only nine total seniors are in the starting line-up (three on offense and six on defense).

While several true freshmen are currently part of the travel party, only the cornerback duo of David Caldwell and Max Harris have seen playing time. The pair are the first true freshman to see playing time at cornerback for the Tribe since Hasani Cameron in 1998.

## Two-Deep Speak

After making it through the preseason and first two games of the schedule with a relatively light injury list, save the loss of starting senior strong safety Zach Stout, the win over VMI (Sept. 23) had a heavy cost in that two starters, sophomore middle linebacker Josh Rutter (knee) and junior fullback Matt Otey (ribs), were forced from the game with injuries. Both were unavailable in Saturday's game with UMass. Each will be evaluated throughout the coming weeks.

Fortunately, Tribe had able back-ups for each, as senior former all-conference linebacker Travis McLaurin teamed with fellow senior and former all-conference performer, Chris Ndubueze to fill Rutter's role on the defense and rugged redshirt freshman Raphael Bynum did a solid job in handling the starting full-back duties.

On a positive note, the Tribe's receiving corps received a boost in the return of experienced fifth-year senior John Taylor at UMass. Taylor had a bone broken in his left hand during a pre-season scrimmage and has missed the first four games of 2006. He had one catch for nine yards against the Minutemen.

## Long Road to Travel

Coming off the difficult road trip to now eighth-ranked UMass, the Tribe is 1/7 of the way through what is easily the most brutal stretch of games in recent memory. Counting the game at UMass, the College is looking at playing five of the last seven games on the road, including four of the next five.

Making the task even more difficult is the fact there is a quality opponent at every stop along the way, starting this Saturday with a 3-2 Liberty squad. The following week sees the team travel to 13th-ranked James Madison (4-1). Traditional rivals Villanova and Delaware, who are each 2-3, are sandwiched around an appearance at conference upstart Towson, which is currently 4-1 and ranked 22nd. The final game, while at home, will feature one of the league's premier squad's in the 10th-ranked Richmond Spiders. The cumulative record of the remaining Tribe opponents is 15-11.

## Offensive Notes

### Tough Sledding

The College has scored just 90 points through the first five games of the season. This stands as the team's lowest point total through the first five games since 1982 when it posted 85 points through five contests.


### Red Numbers

The College is currently the third most efficient offense in the A-10, as far as converting red zone scoring chances is concerned. William and Mary has converted on nine of its 10 total attempts on the season.

Last week vs. UMass, however, the College recorded no attempts in the red zone. For the season, the Tribe is tied with Maine for the least red zone attempts with 10.

When the College does cross into the opponent's 20-yard line it has been very efficient in finding the end zone, as of the nine successful trips, seven have ended with touchdowns.

The College has led the league in red zone scoring for each of the last two seasons, having converted an amazing 114 of 129 attempts (.885) over the span since the start of 2004. Of those 114 successful ventures, 89 resulted in touchdowns.



Sophomore Derek Cox tallied a career-high nine tackles at UMass, including five unassisted tackles. Cox is one of 23 underclassmen on the Tribe's depth chart.

## ATLANTIC 10 FOOTBALL CONFERENCE

South	A-10	Div.	Overall	H	A
James Madison	2-0	0-0	4-1	3-0	1-1
Richmond	1-1	0-0	4-1	3-0	1-1
Towson	1-1	0-0	4-1	2-1	2-0
Villanova	1-1	0-0	2-3	0-2	2-1
Delaware	1-2	0-0	2-3	1-2	1-1
<b>William and Mary</b>	<b>0-3</b>	<b>0-0</b>	<b>1-4</b>	<b>1-2</b>	<b>0-2</b>
North	A-10	Div.	Overall	H	A
Maine	2-0	0-0	3-2	1-0	2-2
Massachusetts	2-0	0-0	4-1	3-0	1-1
New Hampshire	2-0	0-0	5-0	2-0	3-0
Hofstra	1-2	0-0	2-3	0-2	2-1
Northeastern	1-2	0-0	2-4	1-0	1-4
Rhode Island	0-2	0-0	2-3	2-1	0-2

## Around the Atlantic 10 This Week

### Saturday, Oct. 14

*James Madison at New Hampshire.....	12 p.m.
*Richmond at Rhode Island .....	12 p.m.
Hofstra at Delaware .....	12 p.m.
William and Mary at Liberty.....	1 p.m.
*Villanova at Maine .....	2 p.m.
*Massachusetts at Towson .....	3 p.m.

## W&M's Atlantic 10 Ranking

Category	Rank	Average/G
Total Offense	9th	318.8
Passing Offense	6th	210.6
Rushing Offense	10th	108.2
Scoring Offense	11th	18.0
Pass Efficiency	8th	115.1
Third-down Conversion	8th	36.6 (26-71)
Fourth-down Conversion	11th	30.0 (3-10)
Red Zone Offense	3rd	90.0 (9-10)
Sacks Against	T-7th	9
Total Defense	11th	362.6
Passing Defense	6th	172.2
Rushing Defense	11th	190.4
Scoring Defense	7th	23.4
Pass Defense Efficiency	9th	131.5
Sacks	T-10th	6
Red Zone Defense	12th	94.1 (16-17)
Turnover Margin	2nd	1.00
Net Punting	6th	32.8
Kickoff Returns	9th	17.2
Punt Returns	9th	8.4
Kickoff Coverage	2nd	16.2
Penalties	2nd	33.0
Field Goals	T-7th	.667 (2-3)
Time of Possession	11th	28:42

## W&M Individuals in the A-10 Top 10

Category	Player	Rank	AVG/G
Rushing	Brooks	7th	70.2
Passing Average	Phillips	8th	152.8
Receptions/Game	Nicholas	10th	4.00
Receiving Yards/Game	Nicholas	6th	60.4
Total Offense	Phillips	8th	155.5
Field Goals	Pritchard	10th	0.40
Punting	Pritchard	6th	36.5
Punt Returns	Cox	8th	8.4
Fumbles Recovered	Wright	T-1st	2
	O'Neill	T-1st	2
	Cox	T-1st	2
Interceptions	Allen	T-5th	1
	Tre. McLaurin	T-5th	1
	Riley	T-5th	1
Tackles For Loss/G	Tracy	7th	1.20
Sacks	Tracy	T-8th	2.5
Passes Defended	Cox	T-4th	5



## ATLANTIC 10 FOOTBALL CONFERENCE

### A-10 Predicted Order of Finish

Northern	Southern
1. New Hampshire (22)	1. James Madison (17)
2. Massachusetts (5)	2. Richmond (9)
3. Maine	3. Delaware (1)
4. Hofstra	4. William and Mary
5. Rhode Island	5. Villanova
6. Northeastern	6. Towson

(First place votes)

### Last Week's Results

#### Saturday, Oct. 7

- \*Massachusetts 48, William and Mary 7
- \*James Madison 35, Rhode Island 23
- \*Maine 28, Towson 7
- \*Villanova 20, Hofstra 16
- \*New Hampshire 27, Richmond 17
- \*Northeastern 27, Delaware 24

### Last Week's A-10 Players of the Week

Offense: Steve Baylark, RB, Massachusetts  
 Defense: John Clements, CB, New Hampshire  
 Special Teams: Daren Stone, DB, Maine  
 Rookie: Tony Nelson, RB, UMass; Mat Johnson, PK, NU

### A-10 in the National Polls

#### Sports Network (Oct. 9 Poll)

- 1. New Hampshire
- 8. Massachusetts
- 10. Richmond
- 13. James Madison
- 22. Towson
- 23. Maine

### Top 10 Career A-10 Coaching Victories (Through OCT. 7)

1. Bill Bowes (UNH, 1972-98)	97
2. "Tubby" Raymond (UD, 1966-01)	89
3. <b>Andy Talley (VU, 1985- )</b>	<b>84</b>
4. <b>Jimmy Laycock (W&amp;M, 1993- )</b>	<b>68</b>
5. Jim Reid (UMass, 1986-91, UR, 95-03)	61
6. <b>Jack Cosgrove (UM, 1993- )</b>	<b>48</b>
7. Tom Jackson (UC, 1983-93)	42
8. Hal Westerman (UM, 1951-66)	41
Vic Fusia (UMass, 1961-70)	41
10. Bob Griffin (URI, 1976-92)	37

Active A-10 Coaches in Bold

### All-Time Conference Standings (Through OCT. 7)

Team	Conf. Record	Pct.
Delaware	112-52-0	.683
Massachusetts	209-120-4	.634
<b>William &amp; Mary</b>	<b>68-41-0</b>	<b>.624</b>
<i>Connecticut</i>	<i>158-115-10</i>	<i>.576</i>
Villanova	84-65-0	.564
James Madison	58-51-0	.532
New Hampshire	172-162-10	.515
Hofstra	22-24-0	.478
<i>Boston U.</i>	<i>143-177-7</i>	<i>.448</i>
Maine	151-187-7	.448
Richmond	69-95-0	.421
Northeastern	43-67-0	.391
Rhode Island	120-222-7	.354
<i>Vermont</i>	<i>27-63-2</i>	<i>.304</i>
Towson	4-14-0	.222

Former members in italics

### Talented Tailback

William and Mary senior all-conference tailback Elijah Brooks enters this weekend's game at Liberty averaging 70.2 yards a game. His total, which ranks seventh in the A-10, is possibly made more impressive by the fact that the Tribe, as team, is averaging only slightly better than 108 yards a contest.

Brooks found the going difficult last weekend at UMass, as he ended the contest with just 35 yards on 10 attempts. The game ended a streak which had seen him be especially effective over the previous two contests (vs. VMI and Hofstra), as he had run for 225 yards on just 30 total attempts, an average of better than 7.0 yds/attempt.

Against the Keydets three weeks ago, the senior team captain had a game-high 146 rushing yards and three touchdowns on just 15 carries. The 146-yard effort stands as Brooks' second-best career rushing performance (149 yards vs. Marshall in '05 opener) and the evening was his sixth career 100-plus yard performance.

The performance also marked the third time in his career that he has scored three, or more, touchdowns in the same game.

For his career, Brooks currently has rushed for 1,956 yards in his Tribe career on 440 attempts, an average of 4.4 yds/carry. He is 216 yards from breaking into the school's all-time top 10 rushing listing, as Phil Mosser's (1970-71) 10th-place total sits at 2,171.

Currently, Brooks is averaging 5.1 yards/attempt over his first 69 rushes this season, good for 351 yards. Brooks has gained an additional 82 yards (on 11 receptions) and has two kick returns for 27 yards, which pushes his season all-purpose total to 460 yards, an average of 5.6 yards a touch.

### Good Hands

By bringing in five spirals for 65 yards and a score in the team's loss vs. UMass, junior all-conference candidate, wide receiver Joe Nicholas paced the Tribe's receiving corps for the fourth time in five games on the season.

The performance extended his steak of games with at least one catch to 23. For his career, he has made at least one catch in 27 of his 29 appearances.

In fact, Nicholas has gone for three, or more, catches 21 times in his career. He has either tied or led the team in catches 16 times in his career.

Currently, Nicholas is sixth in the A-10 in receiving yards with an average of 60.4 yards/game.

His 35-yard, fourth-quarter catch and run for score this past weekend vs. UMass marked the third straight week that Nicholas has brought in a scoring pass of 35 yards or greater (the others were a 46 yarder vs. Hofstra and a 54-yard score vs. VMI).

For his career, Nicholas has 1,835 receiving yards on 138 grabs. He needs just three more receptions to break into the school's all-time listing (as Corey Ludwig – 1990-93 and Terry Hammons – 1991-95 are currently tied for ninth-place with 140). He is 161 receiving yards from passing David Knight (1970-72) and his 10th-place total of 1,995 yards.

### Record Day

Despite the lopsided final score, Tribe junior quarterback Mike Potts showed well in his first action as the starting quarterback since the sixth game of the 2005 season at Northeastern. Playing under extreme pressure from a blitzing and stunting UMass defense, Potts stood tall in the pocket and set career highs in attempts (50), completions (27) and passing yards (244). His afternoon was highlighted by a perfectly thrown 35-yard scoring strike to junior wide out Joe Nicholas.

The touchdown extended Potts' streak of at least one touchdown accounted for in his last six career starts (the first five of which came last season).

The interception he threw late in the fourth quarter (on the Tribe's final drive and his 50th attempt of the afternoon) marked his first of the season and just the third of his career in 208 attempts (compared to 12 TDs).

Prior to his start at UMass, Potts had been extremely effective in limited action coming off the bench. Against VMI, he threw TD passes of 34- and 54-yards on his first two attempts of the contest. In just over a quarter of action, he ended his evening against the Keydets by connecting on three of four passes for 99 yards and the pair of scores.

This performance came on the heels of his 2006 debut, which saw him hit on nine of 10 passes for 99 yards, including a 49-yard score vs. Maryland.

For the season, Potts has now completed 39 of his 64 attempts (.609) for 442 yards and four TDs.

Potts has now completed 60% of his 208 career attempts (124 completions) for 1,368 yards and 12 TDs (compared to just two interceptions).



Joe Nicholas scores on a 35-yard touchdown reception at UMass on Saturday. Nicholas has a touchdown catch in four consecutive games.

# Game Notes

## Serious Depth

The UMass game marked only the second time in 16 career games that sophomore quarterback Jake Phillips didn't see game action, as he came into the game at UMass as the reserve for the first time in the previous 10 games (dating back to last season).

While starting rights will continue to be contested as the season plays out, the College will be confident that either Potts or Phillips are worthy candidates under center.

On the season, Phillips has completed 57 of his 113 attempts for 611 yards and four scores, against just two interceptions.

In his 13 career appearances, Phillips has accounted for 26 TDs (16 passing, eight rushing).

## Tribal Tidbits

The following a few selected individual offensive notes from the UMass contest:

- Senior all-conference tight end Matt Trinkle brought in a season-high four spirals for 27 yards vs. UMass. The four catches ties for the second most in his career (done on two other occasions, most recently vs. Northeastern in 2005). His career high is seven, which he posted in the team's win over Rhode Island in 2004.
- Speedy sophomore DJ McAulay displayed the ability to make the difficult play over the middle, as most of his four catches (for 47 yards) came in heavy traffic vs. the Minutemen. McAulay is the team's second-leading receiver in both catches (18) and yards (247).
- Redshirt freshman wide out, RJ Archer made his first career start vs. UMass, as the team started the contest in a three wide receiver set. He ended the afternoon with two catches for 54 yard, including an acrobatic 33-yarder in the second quarter. Archer has made at least one catch in each of the first five games of his career.



*R.J. Archer had two catches for a career-high 54 yards at UMass.*

## Team Defensive Notes

### Turnover Streak Snapped at UMass

For the first time this season, the Tribe defense failed to record at least one gained turnover in Saturday's loss at No. 10 -ranked Massachusetts. W&M had recorded 10 turnovers through its first four games and had gained at least one turnover in five-straight, dating back to 2005.

The streak reached five games with a fumble recovery against Hofstra on Sept. 30. With 10 turnovers on the season, however, the Tribe's 1.00 turnover margin is still good for second in the Atlantic 10 and 13th nationally in Division I-AA.

W&M is still on-pace to post back-to-back seasons with 20, or more, turnovers for the first time since the 2001 and '02 seasons. With 27 total turnovers gained last season, W&M reached the 20-mark for the first time since 2002. Under Laycock, W&M has failed to record at least 20 caused turnovers in a season only four times [2004 (19), 2003 (18), 2000 (18), 1992 (19)].

### Youthful Contributions

A look down the Tribe's depth chart for Liberty reveals 13 underclassmen, consisting of either sophomores, redshirt freshmen or true freshmen, in the 22 possible spots. So, not surprisingly, the Tribe's top three tacklers through four games are all underclassmen. Sophomore safety Kevin Allen leads W&M with 32 total tackles through the UMass game with 16 unassisted stops and 16 assists, while redshirt freshman Adrian Tracy is second on the squad with 30 total tackles, which includes 13 unassisted tackles and team-leading totals of 6.0 tackles for loss and 2.5 quarterback sacks. Sophomore linebacker Michael Pigram is third with 26 stops. Pigram had a career-high 10 stops in the loss to Hofstra, including nine unassisted tackles, and forced a fumble.

The trend continued in the loss to UMass Saturday, as sophomore corner Derek Cox led the team with nine tackles, while Allen finished with six stops and true freshman corner David Caldwell added four tackles. Sophomore safety David Houff turned in a solid performance as well with three unassisted tackles.

### Right Place, Right Time

After junior defensive end T.J. O'Neill recovered a Hofstra fumble, the Tribe had seven fumble recoveries through four games. It was O'Neill's second recovery of the season, which is tied for the team lead with two other players. Senior end Josh Wright and sophomore corner Derek Cox also each have recovered a pair of fumbles this season. The trio are tied for the league lead. Reserve defensive end Ryan Jones has the unit's other fumble recovery.

## Tribe Record Watch

### Touchdown Receptions

1. Rich Musinski, 2000-03	31
2. Dave Conklin, 1996-99	27
3. Harry Mehre, 1985-88	26
4. Mike Tomlin, 19991-94	20
5. Chris Rosier, 1997-2000	19
6. Vito Ragazzo, 1948-50	18
7. Josh Whipple, 1994-96	17
8. Dominique Thompson, 2001-04	16
9. Joe Nicholas, 2004-	15
Kurt Wrigley, 1980-82	15
10. Corey Ludwig, 1991-93	14
Glen Bodnar, 1982-84	14

### Receptions

1. Rich Musinski, 2000-03	223
2. Dave Conklin, 1996-99	190
3. Jeff Sanders, 1981-84	175
4. Chris Rosier, 1997-00	174
5. Michael Clemons, 1983-86	172
6. Harry Mehre, 1985-88	161
7. Glenn Bodnar, 1982-84	145
8. Kurt Wrigley, 1980-82	141
9. Terry Hammons, 1991, 1993-95	140
Corey Ludwig, 1990-93	140
Joe Nicholas, 2004	138

### Receiving Yards

1. Rich Musinski, 2000- 03	4168
2. Dave Conklin, 1996-99	3269
3. Chris Rosier, 1997-00	2884
4. Harry Mehre, 1985-88	2748
5. Jeff Sanders, 1981-84	2352
6. Corey Ludwig, 1990-93	2349
7. Terry Hammons, 1991, 1993-95	2134
8. Dominique Thompson, 2001-2004	2123
9. Mike Tomlin, 1991-94	2054
10. David Knight, 1970-72	1995
Joe Nicholas, 2004-	1832

### Career 100-Yard Receiving Games

1. Rich Musinski, 1999-2003	21
2. David Conklin, 1995-1999	12
3. Chris Rosier, 1996-2000	8
Mark Compher, 1987-1990	8
5. Josh Whipple, 1992-1996	7
6. Joe Nicholas, 2004-	6





## Tribe Record Watch

### Career 100-Yard Rushing Games

1. Derek Fitzgerald, 1991-1995	19
2. Robert Green, 1988-1991	15
3. Alvin Porch, 1993-1997	14
4. Jim Kruis, 1975-1977	11
5. Troy Keen, 1992-1995	10
6. Tyrone Shelton, 1987-1990	9
7. Michael Clemons, 1983-1986	7
8. <b>Elijah Brooks, 2004-</b>	<b>6</b>

### Career Rushing Yards

1. Derek Fitzgerald, 1992-95	3744
2. Robert Green 1988-90	3543
3. Troy Keen, 1992-95	2949
4. Alvin Porch, 1994-97	2750
5. Jon Smith, 2001-2004	2546
6. Tyrone Shelton, 1987-90	2534
7. Jim Kruis, 1975-77	2404
8. Bill Deery, 1972-74	2401
9. Hameen Ali, III, 1997-00	2216
10. Phil Mosser, 1970-71	2171
<b>Elijah Brooks, 2004-</b>	<b>1956</b>

### Career 200-Yard Passing Games

1. David Corley, 1998-2002	31
2. Chris Hakel, 1987-1991	24
3. Mike Cook, 1994-1998	22
4. Stan Yagiello, 1982-1985	20
5. Lang Campbell, 2001-2004	18
6. Shawn Knight, 1990-1994	13
7. Kenny Lambiotte, 1985-1986	7
David Murphy, 1981-1983	7
9. Craig Argo, 1986-1989	6
10. <b>Jake Phillips, 2005-</b>	<b>5</b>
Mike Potts, 2004-	3

## Tribe Honor Roll

### Atlantic 10 Rookie of the Week

Adrian Tracy, DE, Sept. 24

### 2006 Preseason Honors

**Cody Morris, Sr., OL**

Preseason Second Team All-American (Sports Network)

Preseason Second Team All-American (I-AA.org)

Preseason All-Atlantic 10

## Been a While

When redshirt freshman defensive tackle, C.J. Herbert blocked a Hofstra field goal attempt in the third quarter, it marked the Tribe's first blocked field goal attempt since 2004. The last blocked field goal was by current senior defensive tackle Brian Williamson, who rejected a 33-yard attempt by Villanova on Oct. 11, 2004.

## Double Down Times Two

With sophomore Michael Pigram and redshirt freshman Adrian Tracy each recording 10 tackles in the contest vs. Hofstra, it marked the first time this season W&M had two players with double-digit tackles. Both marks were career-highs for Tracy and Pigram. Last season, the Tribe had two, or more, players with double-figure tackles on six different occasions.

## Individual Defensive Notes

### Tracy Emerging As One of League's Top Rookies

After earning the Atlantic 10 Rookie of the Week citation on Sept. 24, redshirt freshman defensive lineman Adrian Tracy continues to show he is developing into one of the league's top young defenders.

Tracy, who has started each of the Tribe's five games at defensive end, recorded a career-high 10 total tackles against Hofstra on Sept. 30 and had a pair of stops, including an assist behind the line of scrimmage, at UMass on Saturday. Against Hofstra, Tracy had four unassisted tackles, two solo tackles for loss and a solo quarterback sack. Tracy's two tackles behind the line of scrimmage vs. the Pride resulted in a total loss of 12 yards, including nine on the passer sack.

Through five games, Tracy is second on the team in tackles (30), while leading the squad in tackles for loss (6.0) and sacks (2.5). Additionally, the rookie's sack total of 2.5 is tied for the eighth-best mark in the Atlantic 10, while his average of 0.50 sacks per game is also tied for eighth in the league. Tracy's total of 30 stops is the second-best mark in the A-10 by a freshman, but is the top total by a freshman defensive lineman.

Tracy recorded a team-high nine tackles, including five unassisted stops and 1.5 tackles for loss against VMI on Sept. 23 to earn A-10 Rookie of the Week honors. Tracy had an unassisted sack in the third quarter, also assisted on another pass sack and forced a fumble, as W&M limited VMI to 243 total yards and picked up its first win of the season.

### Derek Cox Records Career-High at Massachusetts

Sophomore corner Derek Cox registered a career-best nine total tackles in the loss to UMass on Saturday, recording five unassisted stops and four assists. Cox also broke up a pass attempt to earn the coaching staff's defensive player of the week award.

Cox is off to a solid start in his second season in the secondary, tallying 20 tackles, including 13 solos, through five games with five pass break-ups. Cox ranks fifth in the Atlantic 10 in passes defended.


### Pritchard Shakes Off Slow Start

After averaging 32.3 yards per punt through the first three games of the season, senior Blair Pritchard turned in his finest effort of the season vs. Hofstra on Sept. 30 and followed with a solid outing at UMass Saturday. Pritchard needed only five punts to total 230 yards for a season-best average of 46.0 yards per punt against Hofstra, then averaged 37.2 yards per punt on eight attempts against the Minutemen. He boomed a season-long 50-yarder and downed one inside the Pride's 20-yard line and also downed one inside the 20 against UMass. With the two efforts, he has added over four total yards to his season average, which now stands at 36.5 yards per punt and ranks sixth in the A-10. More importantly, the Tribe's net punting average has drastically improved the past couple weeks, now standing at 32.8, which ranks sixth in the league.

### Sophomore Linebacker Michael Pigram Has Career Day vs. Hofstra

Sophomore Michael Pigram turned in a career effort vs. Hofstra on Sept. 30, recording a career-high 10 total tackles and a forced fumble. Nine of Pigram's stops were unassisted, including one behind the line of scrimmage for a 3-yard loss. It marked the first time in Pigram's career he led the squad in tackles in just his second season of collegiate football, after seeing extensive time last year as a true freshman.

Pigram is now third on the team with 26 total tackles through five games, including 2.5 stops behind the line of scrimmage.



*Junior T.J. O'Neill had eight total tackles in the loss at UMass and is now fifth on the Tribe with 23 total stops this season.*


# Game Notes

## Veteran Linebackers Contribute

Prior to the start of the season, W&M knew its young defense would have to count on senior linebackers Travis McLaurin and Chris Ndubueze to provide veteran leadership both on and off the field, with each returning after having missed the 2005 season.

But, with sophomore Josh Rutter out with a knee injury for the game with Hofstra, the duo, along with Pigram, helped make up for the loss of one of the league's top defenders. McLaurin made his first at middle linebacker since the 2004 season and finished with five total tackles. He also scooped up C.J. Herbert's blocked field goal and turned in a short return. Ndubueze also enjoyed a solid afternoon, collecting five tackles and one pass break-up. Ndubueze was second on the team with eight tackles vs. VMI on Sept. 23, while McLaurin also had seven total stops vs. the Keydets.

On Saturday at No. UMass, McLaurin recorded eight assisted tackles in the middle, while Ndubueze tallied three. Over the last three games, the duo has combined for 36 total tackles.



*Sophomore David Houff recorded three unassisted tackles at UMass.*

## Herbert Turns in Big Plays vs. Hofstra

Redshirt freshman defensive tackle C.J. Herbert recorded two of the biggest plays of his young career against Hofstra, registering a solo quarterback sack and a blocked field goal. He finished with four total tackles.

With the Tribe holding a narrow 14-13 lead early in the fourth quarter Saturday, Hofstra lined up for a 33-yard field goal attempt that would have given the Pride the lead. But, Herbert skied to deny Rob Zarrilli's attempt, notching the Tribe's first blocked field goal since 2004. Later in the period, with Hofstra facing a first-and-20 from the Tribe 45-yard line, Herbert dropped HU quarterback Anton Clarkson for an 8-yard loss back to the Pride 47.

Herbert has enjoyed a solid rookie season and, along with some of the unit's other youthful defenders, has shown the Tribe faithful that W&M's defense will be strong up front for years to come. Herbert has 17 total tackles on the year, after another solid effort at UMass on Saturday. Herbert tallied six tackles against the Minutemen, including one unassisted stop.

## More on the Defensive Line

Complimenting the play of Tracy and Herbert up front this season has been the steady contributions from veteran line leaders Josh Wright and Brian Williamson. The senior duo each had standout efforts in the Hofstra game, combining for 12 total tackles with six between them. Wright had a pair of unassisted stops and forced a fumble, his first of the season, while Williamson also had two solo stops and assisted on another behind the line of scrimmage.

Wright has put together a solid senior campaign through five games with 17 total tackles, including 3.5 stops for loss. He's tied for the team and league lead with two fumble recoveries and also has 1.5 quarterback sacks and a pass break-up to his credit.

Another bright spot along the defensive front has been junior T.J. O'Neill, who has adjusted nicely at defensive end after playing at linebacker during his first three years in the program. O'Neill was second on the team at UMass with eight total tackles and now has 23 total on the season to rank fifth on the team. O'Neill has recorded a solo quarterback sack this season and has recovered a pair of fumbles.

## True Freshmen Contribute Against VMI

The Tribe's true freshman duo at corner, David Caldwell and Max Harris, contributed in the win over VMI on Sept. 23, as the pair combined to record seven total tackles and a forced fumble. Caldwell tallied five stops, including two unassisted, while Harris added two unassisted tackles and registered the first forced fumble of his career in the fourth quarter. Caldwell has nine tackles in three games, while Harris has seen playing time in the last two.

The two are the first Tribe true freshman defenders to see playing time at corner since Hasani Cameron in 1998.

## Reserve Defenders See Action Against VMI

With the one-sided score in the fourth quarter against VMI, several of the Tribe's reserve defenders had a chance to get on the field, and most took advantage of the opportunity. Junior linebacker Ryan Horvath recorded a career-high four tackles, including two unassisted stops, while redshirt freshman Sean Lissemore, who continues to work his way into the tackle rotation, tallied four assists. Sophomore safety David Houff recorded three tackles, including a nice open field solo stop. Junior end Ryan Jones made three tackles and recovered a fourth quarter fumble, while tackle Daniel Pulley registered a career-best three tackles.

## National Rankings

### Sports Network I-AA Top 25 (Oct. 9)

Team (First Place Votes)	2006 Record	PR
1. New Hampshire (88)	5-0	1
2. Appalachian State (21)	5-1	2
3. Montana	4-1	4
4. Cal Poly	5-1	5
5. Illinois State	4-1	6
6. Youngstown State	5-1	8
7. Southern Illinois	5-0	9
8. Massachusetts	4-1	10
9. North Dakota State	5-0	11
10. Richmond	4-1	7
11. Furman	4-2	3
12. Hampton	6-0	12
13. James Madison	4-1	13
14. Northern Iowa	3-2	14
15. Harvard	4-0	19
16. Eastern Illinois	3-3	20
17. Tennessee-Martin	5-1	22
18. UC Davis	2-3	16
19. Central Connecticut	5-1	23
20. Alabama A&M	4-1	24
21. San Diego	5-0	25
22. Towson	4-1	17
23. Maine	3-2	NR
24. Princeton	4-0	NR
25. Portland State	3-3	15

### W&M In the Rankings in 2006

Week	Sports Network
Preseason	RV
Sept. 4	RV
Sept. 11	RV
Sept. 18	RV
Sept. 25	-
Oct. 2	-
Oct. 9	-
Oct. 16	-
Oct. 23	-
Oct. 30	-
Nov. 6	-
Nov. 13	-
Nov. 20	-
Final	-

### Sports Network 2006 Preseason Top 25

Team (First Place Votes)	2005 Record	PR
1. Appalachian State(68)	12-3	1
2. New Hampshire (14)	11-2	5
3. Montana (5)	8-4	12
4. Northern Iowa (3)	11-4	2
5. Furman (1)	11-3	3
6. Cal Poly (3)	9-4	6
7. Youngstown State	8-3	14
8. James Madison	7-4	25
9. Illinois State	7-4	22
10. Massachusetts	7-4	19
11. McNeese State	5-4	NR
12. Georgia Southern	8-4	9
13. Hampton	11-1	10
14. Eastern Illinois	9-3	16
15. Richmond	9-4	8
16. Delaware	6-5	NR
17. Southern Illinois	9-4	7
18. Texas State	11-3	4
19. North Dakota State	7-4	NR
20. Eastern Kentucky	7-4	NR
21. UC Davis	6-5	NR
22. Montana State	7-4	18
23. Grambling State	11-1	11
24. Nicholls State	6-4	17
25. Coastal Carolina	9-2	24



# Head Coach Jimmye Laycock

## William and Mary Head Coach Jimmye Laycock

27th Season

Career Record: 176-123-2 (.588)



Comments from Monday's Atlantic 10 Conference Call:

### Comment's on the 48-7 loss at Massachusetts Saturday:

JL: I thought we went against a really good UMass team. I thought UMass was every bit as good as we thought they would be, and they executed and played very well. We had a hard time against a very good team. I thought we played hard. But, we needed to play a whole lot better to compete with them. They're strong in all aspects of the game.

### When did you decide to switch quarterbacks and what was the thought process behind it?:

JL: We looked at it during the week, and we increased Mike's [Potts] snaps during the week. I don't think, offensively, we've been playing as well as we need to play, and Mike deserved a shot. It wasn't that Jake [Phillips] wasn't playing well. Jake played very well, but the fact we were not being as effective as we'd like to be offensively, it was worth a shot with Mike. We gave him a shot, and I thought he played well.

### Will you stick with the same situation this week [against Liberty]?:

JL: It will still be evaluated this week. It is not as if someone beat someone out. We've got two quarterbacks who can play.

### Comments on the running game:

JL: I think when you're down against a good defense bringing people [on the blitz], you're not going to spend time running the ball just to kill clock. I know we have to improve our running game, but I don't think the game up there was a true indication of where we are with the running game. We do have to run the ball better and get more balance, but we got in a situation [at UMass] where there was a lot of pressure. They do a heck of a job on defense.

### Was this a game where maybe losing defensive players like linebacker Josh Rutter and free safety Zach Stout caught up with you a little bit, or was it just such an excellent performance by UMass?:

JL: Not having those guys didn't help. But, I don't know if you can blame it on that. [UMass] was very good, very physical. They were moving it around, and when you get a game like that, you get some guys sometimes who get caught up in the game and try to freelance, rather than play their assignments or keys, or trust their reads. We kind of got carried away with some things. And, one problem leads to another problem, and next thing you know you've got a whole bunch of problems out there.

### Comments on Mike Potts' play at quarterback vs. UMass:

JL: Mike played a very solid game. I think there are plays that I'd like for him to read more, and he could have done better. But, a quarterback's performance level is dictated by the people around him, and he has to have help from receivers and help from the line. But again, I thought Mike played a solid game.

### Considering the time you spent with [former W&M assistant and current Liberty defensive coach] Tom Clark on your staff, are you surprised with the success Liberty's defense has had?:

JL: No, no not at all. Tom is a good coach. Tom's a very solid coach. I haven't looked at all the tapes yet, but they are very talented on defense and obviously they are very well coached on defense. No, it doesn't surprise me.

### You talked about [Liberty's] defense, but what else do you see from Liberty this week?:

JL: I haven't really looked at their offense, but they have two very good quarterbacks and do different things with their quarterbacks, switching it up a little bit. They have good effort, and they're winning. They played Wake Forest, and I thought they played well. They very well could have won [against] Towson [Lost, 10-3]. It was a close game, and the other games they have won pretty easily. With the new staff, I think they've got them playing with a lot of enthusiasm, very hard, and they're very solid in what they're doing.

### After last year's 56-0 victory over Liberty in Williamsburg, how do you sell you're team on the fact that maybe this Liberty team is different?:

JL: Well, number one, I think our guys are intelligent enough to look at tapes and know when they see a good team. And, I think when they look at the tapes they will see Liberty is a good team. There's no question about that. With that said, I think they'll look at the games we've played this year, and the mistakes we've made and things we haven't done, and understand we've got to get better. That is the bottom line. We have to improve as a football team.

## The Laycock File

Hometown: Hamilton, VA

Alma Mater: William and Mary (1970)

Graduate Degree: Clemson (1972)

### Playing Career

1966-69 Lettered at both DB and QB at W&M

### Coaching Career

Year	Position, School
1970	Offensive coach, Newport News High School
1971-72	Graduate Assistant, Clemson University
1973-74	Offensive Backfield Coach, The Citadel
1975-76	Quarterbacks Coach, Memphis State
1977-79	Offensive Coordinator, Clemson University
1980-	Head Coach, College of William and Mary

### Winningest Active Division I / I-AA Coaches

(By Victories - Through Oct. 7)

1. Bobby Bowden (Florida State) .....	362
2. Joe Paterno (Penn State).....	358
3. Mike Kelly (Dayton) .....	234
4. Bob Ford (Albany) .....	213
5. Frank Beamer (Virginia Tech) .....	192
6. Al Bagnoli (Penn).....	188
Joe Taylor (Hampton).....	188
8. Walt Hameline (Wagner).....	179
9. <b>Jimmye Laycock (W&amp;M) .....</b>	<b>176</b>
Dennis Franchione (Texas A&M).....	176

### Division I / I-AA Coaches Most Years at Current Schools

1. Joe Paterno (Penn State, 1966-2005).....	40
2. Bob Ford (Albany, 1973-2005) .....	33
3. Bobby Bowden (Florida State, 1976-2005) .....	30
4. <b>Jimmye Laycock (W&amp;M, 1980-2005) .....</b>	<b>26</b>

### Career A-10 Coaching Victories (Through Oct. 7)

1. Bill Bowes (UNH, 1972-98) .....	97
2. "Tubby" Raymond (UD, 1966-01) .....	89
3. Andy Talley (VU, 1985-) .....	84
4. <b>Jimmye Laycock (W&amp;M, 1993-) .....</b>	<b>68</b>
5. Jim Reid (UMass, 1986-91, UR, 95-03).....	61

### Laycock in the NCAA I-AA Playoffs

Year	Round	Opponent, Result
1986	First Round	Delaware, 17-51 (L)
1989	First Round	Furman, 10-24 (L)
1990	First Round	Massachusetts, 38-0 (W)
	Quarterfinals	Central Florida, 38-52 (L)
1993	First Round	McNeese State, 28-34 (L)
1996	First Round	Jackson State, 45-6 (W)
	Quarterfinals	Northern Iowa, 35-38 (L)
2001	First Round	Appalachian State, 27-40 (L)
2004	First Round	Hampton, 42-35 (W)
	Quarterfinals	Delaware, 44-38, 2 OT (W)
	Semifinals	James Madison, 34-48 (L)

### Laycock vs. The Atlantic 10

Team	W	L	T
Delaware	11	15	0
Hofstra	2	2	0
James Madison	12	14	0
Maine	5	2	0
Massachusetts	4	6	0
New Hampshire	9	2	0
Northeastern	10	2	0
Rhode Island	9	2	0
Richmond	19	7	0
Towson	3	0	0
Villanova	9	6	1

# Making An Impact: Facility Upgrades

## The Jimmie Laycock Football Center

On Friday, Sept. 15, ground was broken on the Jimmie Laycock Football Center, a future 30,000-square foot complex that will be located at the northwest corner of the stadium on what is the Tribe's football practice field at a cost of \$11 million.

The ceremony was attended by many prominent alumni and former players, as well as a number of friends and donors to the Athletics Department.

The center will provide a new home for team and coaches lockers, an athletic training room, an equipment storage area, coaches offices, conference rooms, and administrative support areas – as well as an entrance that will include a Tribe Football Hall of Fame space. The project is scheduled to be finished in the fall of 2007.

The two-story football complex was designed by Moseley Architects out of Virginia Beach and HOK Sport, an internationally renowned architectural firm based in Kansas City, Mo., whose clients include sports venues at nearly every level, including Oriole Park at Camden Yards.

Officials worked closely with the building designers to ensure the complex complements the architecture of Zable Stadium and conforms to the campus design guidelines.

## FieldTurf Installation at Zable Stadium

During the spring, the W&M Athletics Department announced plans for the conversion of the natural grass playing surface in Zable Stadium to a state of the art, synthetic playing surface for the 2006 football season.

In July, the installation of the new playing surface, FieldTurf Pro, was completed, giving the Tribe one of the nation's finest playing fields. The installation, at an estimated total cost of \$840,000, was performed by Ballard Sports out of Cary, N.C.

FieldTurf features a non-abrasive fiber surface that resembles natural grass blades. Its blend of specially treated Polyethylene fibers prevents abrasions, or "rug burn". Unlike traditional synthetic turf, which relied on an underlying shock pad for player comfort and safety, FieldTurf grass fibers are surrounded and stabilized by a special blend of "synthetic earth" – a mixture of smooth, rounded silica sand and rubber granules. The sand and rubber are precision layered and provide a stable, resilient, uniform, shock-absorbing surface.

The Tribe's playing field is the same surface used by 24 NFL teams, including the Detroit Lions, host of Super Bowl XL in 2006. It is a football-dedicated surface and only has markings specific to the sport.

The FieldTurf project is the second major completed upgrade at the venerable stadium, as last season saw the school raise \$650,000 to place permanent light fixtures at Zable.



*President Gene R. Nichol and Walter Zable were among the many guests for Friday's ground-breaking ceremony for the Jimmie Laycock Center.*

## The Laycock Center Facts

### Overview

- Total Estimated Cost: \$11 million
- 30,445 square foot, two-story building
- Building will house football offices, meeting space, training room, equipment room and locker room

### Office Space

- Eight coaches offices, including 500 square foot head coaching suite with balcony view into Zable Stadium
- Assistant coaches offices will overlook practice field
- All offices will be networked into a state-of-the-art video system
- 300 square foot video production room

### Meeting Spaces

- One 2,500 square foot team meeting room with wall-to-wall carpet
- Four additional position meeting rooms, averaging 300 square feet
- All meeting areas networked with video system
- 900 square foot recruiting lounge with window and balcony overlooking Zable Stadium

### Lobby

- 1,650 square foot area serving as grand entrance with circular stairwell to offices
- Sky lights
- Will display prominent moments from program's proud history

### Training Room


- 3,900 square foot state-of-the-art room, featuring 2,800 square foot treatment and taping area
- Hydro-therapy room
- Doctor's exam room
- Staff lockers

### Locker Room

- 4,200 square foot carpeted room with 100 lockers
- Breakout meeting space
- Cable television
- Full bathroom/shower and drink station

### Equipment Room

- 2,300 square foot area with washers, dryers and lockers
- Walk-up, pass-through laundry station
- Abutting loading dock access



MOSELEY / HOK



## Trevor McLaurin, Senior, Linebacker

**Q: Where are you from?:** I'm from Wilmington, Delaware.

**Q: From when you were in high school, you and your identical twin brother, Travis (the team's starting middle linebacker) have always been on the same teams in the same games. Do you two have any out-of-sports interests together?:** Nothing really organized, just simple stuff. We both like to cook, and we both like going to the movies, and back in the day, we used to be some mean basketball players on the streets at the local parks, but we gave that up for football, so that was about it. Cooking, movies, and a little bit of basketball.

**Q: What kind of cooking did you do?:** We do it all, we do breakfast, we do dinner, Thanksgiving, desserts, cakes, cinnamon buns, anything we want.

**Q: Where does your interest in cooking come from?:** In high school, you had to take a type of elective, and I wasn't really into auto shop, and I wasn't into tech ed or computers, but I like to eat, so why not learn how to cook?

**Q: Between the two of you, which one has the specialties in what?:** I'm more the pastry man, Travis is more of your lean meats and your side dishes. You know, we come together to make a great meal.

**Q: Would you say you and your brother complement each other as individuals, as well?:** Definitely. I'm the more outgoing, social one, while Travis is more reserved. So when it's time to be reserved, he'll make it more reserved and when it's time to cut loose, and be outgoing and social, you know, I'm the one to get everybody talking and introducing him and everything and bring him out of his shell. Once you get Travis going, he is very funny in his own right.

**Q: Did you guys ever consider going to a different school?:** There was a brief moment when I was considering going to James Madison, while he was intent on coming to William and Mary all the way. I thought about it, and going to school with your brother makes the transition a lot easier, and it made it a lot easier on my parents.

**Q: What are your plans for after graduation?:** I'm thinking about staying in the Virginia area, or going down to where my mother lives, in Florida, around the Fort Lauderdale area, and working in the fields of financial analyst, or as a financial advisor.

**Q: Post graduation, what are the chances that you and your brother are not going to the same place again?:** Well, Travis wants to do some marketing, and I think he's planning on staying in the Virginia area, or maybe going back to Delaware. Only time will tell. But, I think the chances are pretty slim to none that we'll be together. I think graduation might see us go our separate ways for a little while.

**Q: Let's just say you are going to be apart. How do you think your life is going to change?:** I think for the first part, definitely in a new area, I'll be very lonely, and I won't have my brother down the hall for the first time. It will definitely be a different experience, but I mean, as you get older, you have to experience new things and branch out. I'm pretty sure he'll be feeling the same way. We'll definitely be on the cell phones a lot.

**Q: Have you guys ever experienced any sympathetic pains for each other?:** Nah, people always swear we have a little ESP connection. But if Travis was getting beat up in an alleyway, I'm pretty sure I would have no idea, unless he calls me.

**Q: What is the one thing about the both of you that is most similar, and then the one thing about you that is the most dissimilar?:** I think the most similar thing is just our love for football and working out. Dissimilar, it would be our social lives. Travis likes to kick back and relax and unwind. I like to be out more, rolling around, hanging out with different groups of people and everything.

**Q: What has been your favorite class at W&M?:** Beginning acting, I'm in there with Travis and we did some improv work. We're also in there with [senior tailbacks] Elijah Brooks and Delmus Coley. You get that improv going and you never know what's coming out. So we just get to let loose for two hours and twenty minutes and have a great time.

**Q: What's been your hardest class?:** I'm an economics major, but I'm going to say Introduction to Astronomy. Astronomy and physics, that's for the very few, the proud, that's who that's for.

**Q: What was the last book you read?:** The last book I read was Fast Food Nation. I read that and it was a little, it was about McDonald's and the fast food industry.

**Q: What is the one movie or TV show that would make you from stop flipping channels?:** If it were a TV show, it would be The Wire. If it were a movie, it would be Usual Suspects. Hands down, I close my textbook, and I won't watch any football if those two things are on TV.

**Q: In your room right now, do you have anything that you've kept since you were a young kid?:** I used to have a stuffed koala bear. I had it for a long time and then I ended up losing it in transition, moving from apartment to apartment, so who knows where it is at now. I was looking for him really hard, but I couldn't find him, so I sort of let go, I guess.

**Q: What, between Travis and yourself, is most likely to cause a dispute?:** Either DVD or CD, who's movies belong to whom, you know, who had it last, why did you have it in your room. DVD's are substantially important in our house. If a DVD goes missing, we're knocking on each other's door, "Have you seen my DVD?" because that's the first assumption, Travis or Trevor took it.

**Q: What would you consider your best non-athletic skill, besides cooking?:** Doing laundry, my mother taught me well. When we started playing little league football, she said, "you can wash your own clothes".

**Q: This is I guess the first time you've been able to line up with each other since high school?:** Oh yeah, it's definitely been one of the most important things, especially both of us going through knee surgeries, and you know, the different set backs that we've both had. Our last year, I get to look to my right and my left and see my brother right there next to me; it's a wonderful feeling. Not many people get to experience having a twin brother, and then the fact that you're both in the same house, go to the same college, play the same sport right next to each other. That's something that will last a lifetime, and that we'll talk about when we're older.

**Q: What's the most lasting memory of being an athlete at W&M?:** The fun times I've had doing summer camp in the dorms with all of my teammates, beyond all the games we won and the ring we got, just the camaraderie I have with my teammates, the hours we spent just laughing and joking in the dorms between practices was probably the most cherished moment I've had at the College.

**Q: Over the course of the past senior interviews, we've established that senior cornerback Richard Riley is the best entertainer and that senior safety Zach Stout would make the best lawyer, now I'd like to know who would make the best philosopher?:** That's a deep one, everybody has their moments... that's tough. I would have to go with Cody Morris, because he leads by example, he's a captain, but he doesn't really talk a lot. So when he talks, it's something worthwhile, it's something really meaningful.

**Q: Five years from now, which of your teammates will have the most interesting job?**

[Former linebacker] Ryan Nickell, because he left to go be in the Air Force and officer training for fighter pilot school, and in five years, I'm pretty sure there are going to be some things he can't tell me he does, because it's going to be classified information. Whatever planes he's flying and everything. Where he's been, what he's done, and what he can't tell me.

**Q: This has been my biggest question for the two of you since you came to campus, who wins the wrestling match between you and your brother?:** If it's a wrestling match, Travis would win, especially in a closed space, but if it's a boxing match with some space, I'm taking Travis out, hands down. Travis is brute strength, and wrestling that's his thing. But when it comes to the hands, I'm a little bit quicker, and I could take him out of there. That's all there is to it. And don't let Travis tell you differently.



# Tribe Alphabetical Roster

No.	Name	Pos.	Elg.	Ht.	Wt.	Hometown	High/Prep School
41	Alexander, Sheldon	DB	Fr. (R)	6-1	205	Gordonsville, Va.	Woodberry Forest
36	Allen, Kevin	DB	So. (R)	6-2	205	Richmond, Va.	Highland Springs
65	Allison, Kyle	DL	Fr.	6-2	280	Burke, Va.	Lake Braddock Secondary
26	Alvarado, Michael	DB/WR	Fr.	6-0	180	Gaithersburg, Md.	Gaithersburg
16	Archer, R.J.	WR	Fr. (R)	6-2	205	Earlsville, Va.	Albemarle
86	Atchison, Andrew	TE	Jr.	6-7	250	Charlottesville, Va.	Albemarle
88	Boykin, Obie	DB	So. (R)	6-3	205	Williamsburg, Va.	Surry County
9	Brooks, Elijah	RB	Sr. (R)	5-9	215	Largo, Md.	DeMatha
95a	Brooks, Sean	DL	So.	6-4	210	Poquoson, Va.	Poquoson
49	Bynum, Raphael	FB	Fr. (R)	5-9	225	Stafford, Va.	North Stafford
19	Caldwell, David	DB	Fr.	5-11	200	Montclair, N.J.	Lawrenceville School
7	Callahan, Mike	QB	Fr.	5-11	190	Mountville, Pa.	Hempfield
67	Cochran, Brent	OL	Jr. (R)	6-5	300	Reston, Va.	South Lakes
32	Coley, Delmus	RB	Sr. (R)	5-8	198	Virginia Beach, Va.	Floyd Kellam
88a	Conyers, Terreon	WR	Fr.	5-11	190	Norfolk, Va.	Booker T. Washington
7a	Cottingham, Ben	DB	Fr.	5-9	175	Abingdon, Md.	Edgewood
37	Cox, Derek	DB	So. (R)	6-1	185	Winterville, N.C.	J.H. Rose
15	Davis, Corey	WR	Sr. (R)	6-1	200	Chesapeake, Va.	Deep Creek
54	Dewispelaere, Nicholas	LB	Fr.	6-0	205	Virginia Beach, Va.	Floyd Kellam
3	Dill, Marshall	WR	Fr.	5-10	170	Woodbridge, Va.	C.D. Hylton
81	Dohse, Cameron	WR	Fr.	6-0	180	Clifton, Va.	Centreville
45	Falbo, Graham	FB	Jr. (R)	6-0	235	Centreville, Va.	Westfield
59	Foley, Jacob	OL	Fr.	6-1	260	Collinsville, Va.	Bassett
13	Francks, Evan	DB	Fr.	5-11	200	Medford, N.J.	Shawnee
64	Frazier, Matthew	OL/DL	Fr.	6-3	290	Poquoson, Va.	Poquoson
79	Grant, Michael	OL	So. (R)	6-5	300	Wrightstown, N.J.	Notre Dame
31	Harris, Max	DB	Fr.	5-10	175	Marietta, Ga.	Sprayberry
95	Herbert, Cortenous	DL	Fr. (R)	6-3	260	Germantown, Md.	Northwest
17	Hill, Chase	QB	Fr.	6-2	195	Virginia Beach, Va.	Princess Anne
63	Hill, Keith	OL/DL	Fr.	6-4	305	Hamilton Square, N.J.	Lawrenceville School
83	Hissong, Gareth	DE/TE	Fr.	6-3	250	Hanover, Pa.	Delone Catholic
53	Hiteshew, Luke	OL	So. (R)	6-1	295	Baltimore, Md.	Mount St. Joseph
43	Hobson, Jimmy	FB	Fr.	5-11	215	Cincinnati, Ohio	St. Xavier
28	Holmes, DeBrian	RB	So. (R)	5-9	185	Fort Eustis, Va.	Woodside
35	Horvath, Ryan	LB	Jr. (R)	6-1	235	Midlothian, Va.	Midlothian
22	Houff, David	DB	So. (R)	6-1	185	Blacksburg, Va.	Blacksburg
74	Humphreys, Tommy	OL	Fr.	6-4	265	Centreville, Va.	Centreville
78	Ilardo, Chris	OL	Fr. (R)	6-3	316	Baltimore, Md.	St. Paul's School
58	Jean-Pierre, Bryan	DL	Fr.	6-3	245	Doralville, Ga.	Dunwoody
42	Johnson, Fred	DB	Fr. (R)	6-1	195	Richmond, Va.	St. Christopher's
92	Jones, Ryan	DL	Jr. (R)	6-3	260	Blacksburg, Va.	Blacksburg
51	Kelley, Tim	OL	Jr.	6-2	316	Pataskala, Ohio	Watkins Memorial
84	Klatzkin, Daniel	TE	Fr.	6-4	235	Potomac, Md.	Randolph-Macon Academy
80	Lanning, Brian	WR	Fr. (R)	6-0	170	Frederick, Md.	Frederick
99	Larkins, Josh	DL	So. (R)	6-2	320	Toms River, N.J.	Toms River North
93	Lissemore, Sean	DL	Fr. (R)	6-4	245	Dumont, N.J.	Dumont
2	Mack, Elliott	WR	So. (R)	6-0	195	Irvington, N.J.	Delbarton
25	Marriner, Courtland	RB	Fr.	5-9	180	Chesapeake, Va.	Western Branch
4	McAulay, D.J.	WR	So.	5-11	180	New Haven, Conn.	Westminster School
62	McCutcheon, Thomas	OL	Fr. (R)	6-5	310	Chesapeake, Va.	Deep Creek
52	McLaurin, Travis	LB	Sr. (R)	5-11	240	Wilmington, Del.	Thomas McKean
23	McLaurin, Trevor	LB	Sr. (R)	5-11	236	Wilmington, Del.	Thomas McKean
87	Miller, David	K/P	Fr.	6-0	170	Centreville, Va.	Westfield
73	Miller, Tyler	OL/DL	Fr.	6-3	280	Virginia Beach, Va.	Kellam
61	Moore, Christopher	OL	Fr. (R)	6-1	260	Madison Heights, Va.	Amherst County
68	Morris, Cody	OL	Sr.	6-4	285	Jeansville, Pa.	Hazelton Area
82	Muro, Evan	TE	So. (R)	6-6	250	Newport News, Va.	Warwick
56	Muse, C.J.	OL	Fr. (R)	6-4	305	Lexington, S.C.	Lexington
40	Ndubueze, Chris	LB	Sr. (R)	6-1	230	Lanham, Md.	DeMatha
57	Neely, Brian	DL	Sr. (R)	6-4	300	Mechanicsville, Va.	Lee-Davis
47	Newby, Mario	DB	Fr.	6-0	180	Dendron, Va.	Surry County



# Tribe Football Rosters

No.	Name	Pos.	Elg.	Ht.	Wt.	Hometown	High/Prep School
27	Nicholas, Joe	WR	Jr. (R)	6-3	210	Sugarloaf, PA	Hazelton Area
30	Nickerson, Matt	RB	Fr. (R)	5-9	176	Fairfax Station, VA	Woodson
75	O'Brien, Eric	OL	So. (R)	6-1	270	Abbottstown, PA	Delone Catholic
56a	O'Brien, Kyle	LB	Fr.	6-0	225	Cockeysville, Md.	
72	Oliver, Justin	OL	Jr. (R)	6-4	295	Fairfield, PA	Gettysburg
39	O'Neill, T.J.	LB	Jr. (R)	6-1	241	Duxbury, MA	Tabor Academy
46	Otey, Matt	FB	Jr. (R)	5-11	230	Hershey, PA	Hershey
18	Phillips, Jacob	QB	So. (R)	6-3	225	Warm Springs, VA	Bath County
21	Pigram, Michael	LB	So.	5-10	218	Hopewell, VA	Hopewell
10	Potts, Michael	QB	Jr. (R)	6-4	220	Middletown, DE	Middletown
91	Pritchard, Blair	K/P	Sr. (R)	5-11	235	Mechanicsville, VA	Atlee
96	Pulley, Daniel	DL	Fr. (R)	6-3	265	Chesapeake, VA	Atlantic Shores Christian
76	Raxter, Joshua	OL/DL	Fr.	6-6	270	Marietta, GA	Pope
50	Reyher, Todd	LB	So. (R)	6-0	215	Williamsburg, VA	Lafayette
24	Riley, Richard	DB	Sr. (R)	6-2	190	Gaithersburg, MD	Gaithersburg
89	Robertson, Eric	WR	Fr. (R)	6-2	180	Barboursville, VA	Albemarle
34	Rojas, Christopher	LB	Fr.	5-11	200	Lightfoot, VA	Brunton
44	Rutter, Josh	LB	So. (R)	6-3	230	Union Bridge, MD	Francis Scott Key
33	Schonder, Thomas	RB	Fr.	5-11	175	Round Hill, VA	Loudoun Valley
70	Shafran, Jonathan	OL	So. (R)	6-3	265	Great Falls, VA	Langley
38	Smith, Colin	DE/TE	Fr.	6-4	220	Reedville, VA	Northumberland
48	Steinman, Wes	DB/LB	Fr.	6-2	205	Wilmington, NC	Hoggard
71	Stewart, Brad	OL	Jr. (R)	6-3	300	Bethel Park, PA	Bethel Park
29	Stout, Zach	DB	Sr. (R)	6-0	195	Mechanicsville, VA	Lee-Davis
14	Taylor, Christian	QB	Sr. (R)	6-5	205	Yorktown, VA	Grafton
11	Taylor, John	WR	Sr. (R)	6-3	210	Washington, D.C.	St. Albans
66	Toon, Derek	DL	Fr.	6-3	280	Chester, VA	Matoaca
97	Tracy, Adrian	DL	Fr. (R)	6-4	235	Sterling, VA	Potomac Falls
85	Trinkle, Matt	TE	Sr. (R)	6-5	260	Whitehall, PA	Allentown C. Catholic
98	Varno, Rob	TE	Fr. (R)	6-5	225	Wilmington, NC	Hoggard
5	Viola, Tony	RB	Jr. (R)	6-1	217	Broadway, VA	Stonewall Jackson
69	Watts, Carl	DL	Fr.	6-3	240	Midlothian, Va.	James River
8	Wheeling, Alan	DB	Sr. (R)	5-9	180	Dublin, VA	Pulaski County
77	Williamson, Brian	DL	Sr.	6-3	290	Nakina, NC	Whiteville
94	Wright, Josh	DL	Sr. (R)	6-3	245	Madison Heights, VA	Amherst County

(R) - Redshirt

## Tribe Numerical Roster

No. ....	Name .....	Pos.	28.....	Holmes, DeBrian .....	RB	53.....	Hiteshew, Luke.....	OL	79.....	Grant, Michael.....	OL
2.....	Mack, Elliott .....	WR	29.....	Stout, Zachary .....	DB	54.....	Dewispelaere, Nicholas .....	LB	80.....	Lanning, Brian.....	WR
3.....	Dill, Marshall .....	WR/DB	30.....	Nickerson, Matt.....	RB	56.....	Muse, C.J. ....	OL	81.....	Dohse, Cameron .....	WR/DB
4.....	McAulay, D.J. ....	WR	31.....	Harris, Max.....	DB/WR	56a.....	O'Brien, Kyle.....	LB	82.....	Muro, Evan .....	TE
5.....	Viola, Tony .....	RB	32.....	Coley, Delmus.....	RB	57.....	Neely, Brian .....	DL	83.....	Hissong, Gareth .....	DE/TE
7.....	Callahan, Mike.....	QB	33.....	Schonder, Thomas .....	RB	58.....	Jean-Pierre, Bryan.....	OL/DL	84.....	Klatzkin, Daniel .....	TE
7a.....	Cottingham, Ben .....	DB	34.....	Rojas, Christopher .....	LB	59.....	Foley, Jacob .....	OL	85.....	Trinkle, Matt .....	TE
8.....	Wheeling, Alan.....	DB	35.....	Horvath, Ryan .....	LB	61.....	Moore, Christopher.....	OL	86.....	Atchison, Andrew .....	TE
9.....	Brooks, Elijah.....	RB	36.....	Allen, Kevin .....	DB	62.....	McCutcheon, Thomas .....	OL	87.....	Miller, David .....	K/P
10.....	Potts, Michael .....	QB	37.....	Cox, Derek .....	DB	63.....	Hill, Keith .....	OL/DL	88.....	Boykin, Obie .....	DB
11.....	Taylor, John .....	WR	38.....	Smith, Colin.....	DE/TE	64.....	Frazier, Matthew .....	OL/DL	88a.....	Conyers, Terreon .....	WR
13.....	Francks, Evan.....	DB/RB	39.....	O'Neill, T.J. ....	LB	65.....	Allison, Kyle.....	DL	89.....	Robertson, Eric.....	WR
14.....	Taylor, Christian .....	QB	40.....	Ndubueze, Chris .....	LB	66.....	Toon, Derek .....	OL/DL	91.....	Pritchard, Blair .....	K/P
15.....	Davis, Corey .....	WR	41.....	Alexander, Sheldon .....	DB	67.....	Cochran, Brent.....	OL	92.....	Jones, Ryan .....	DL
16.....	Archer, R.J. ....	QB/WR	42.....	Johnson, Fred .....	DB	68.....	Morris, Cody .....	OL	93.....	Lissemore, Sean .....	DL
17.....	Hill, Chase .....	QB	43.....	Hobson, Jimmy .....	FB	69.....	Watts, Carl .....	DL	94.....	Wright, Josh .....	DL
18.....	Phillips, Jacob.....	QB	44.....	Rutter, Josh .....	LB	70.....	Shafran, Jonathan .....	OL	95.....	Herbert, Cortenous.....	DL
19.....	Caldwell, David.....	DB/RB	45.....	Falbo, Graham .....	FB	71.....	Stewart, Brad .....	OL	95a.....	Brooks, Sean.....	DL
21.....	Pigram, Michael .....	LB	46.....	Otey, Matt .....	FB	72.....	Oliver, Justin .....	OL	96.....	Pulley, Daniel .....	DL
22.....	Houff, David .....	DB	47.....	Newby, Mario .....	DB	73.....	Miller, Tyler.....	OL/DL	97.....	Tracy, Adrian.....	DL
23.....	McLaurin, Trevor.....	LB	48.....	Steinman, Wes .....	DB/LB	74.....	Humphreys, Tommy .....	OL	98.....	Varno, Rob.....	TE
24.....	Riley, Richard .....	DB	49.....	Bynum, Raphael.....	FB	75.....	O'Brien, Eric.....	TE	99.....	Larkins, Josh.....	DL
25.....	Marriner, Courtland.....	RB/DB	50.....	Reyher, Todd .....	LB	76.....	Raxter, Joshua .....	OL/DL			
26.....	Alvarado, Michael.....	DB/WR	51.....	Kelley, Tim .....	OL	77.....	Williamson, Brian.....	DL			
27.....	Nicholas, Joe .....	WR	52.....	McLaurin, Travis.....	LB	78.....	Ilardo, Chris .....	OL			

# Start Chart / Red Zone

## Start Chart: Game-By-Game Starters

	Maryland	Maine	VMI	Hofstra	UMass	Liberty	JMU	Villanova	Towson	Delaware	Richmond
QB	Phillips	Phillips	Phillips	Phillips	Potts						
TB	Brooks	Brooks	Brooks	Brooks	Brooks						
FB	Otey	McAulay*	Atchison^	Bynum	Archer*						
WR	Nicholas	Nicholas	Nicholas	Nicholas	Nicholas						
WR	Mack	Mack	Mack	McAulay	McAulay						
TE	Trinkle	Trinkle	Trinkle	Trinkle	Trinkle						
LT	Cochran	Cochran	Cochran	Cochran	Cochran						
LG	Oliver	Oliver	Oliver	Oliver	Oliver						
C	Morris	Morris	Morris	Morris	Morris						
RG	Hiteshew	Hiteshew	Hiteshew	Hiteshew	Hiteshew						
RT	Stewart	Stewart	Stewart	Stewart	Stewart						
DE	Wright	Wright	Wright	Wright	Wright						
DE	Tracy	Tracy	Tracy	Tracy	Tracy						
DT	Herbert	Herbert	Herbert	Herbert	Herbert						
DT	Williamson	Williamson	Williamson	Williamson	Williamson						
OLB	Tre. McLaurin	Tre. McLaurin	Tre. McLaurin	Tre. McLaurin	Tre. McLaurin						
ILB	Rutter	Rutter	Rutter	Tra. McLaurin	Tra. McLaurin						
OLB	Pigram	Pigram	Pigram	Pigram	Pigram						
SS	Alexander	Allen	Allen	Allen	Allen						
FS	Wheeling	Wheeling	Wheeling	Wheeling	Wheeling						
CB	Riley	Riley	Riley	Riley	Riley						
CB	Cox	Cox	Cox	Cox	Cox						

\*W&M started with three wide receivers and no FB. ^W&M started with two tight ends and no FB.

## Tribe in the Red Zone

### William and Mary Offense In the Red Zone

Opponent	WM In Red Zone	WM TDs	WM FGs	WM FG Missed	WM No Score	RZ Score %
Maryland	1	1	0	0	0	100.0
Maine	3	2	1	0	0	100.0
VMI	5	3	1	0	1	80.0
Hofstra	1	1	0	0	0	100.0
Massachusetts	0	0	0	0	0	0.0
Liberty						
James Madison						
Villanova						
Towson						
Delaware						
Richmond						
<b>SEASON</b>	<b>10</b>	<b>7</b>	<b>2</b>	<b>0</b>	<b>1</b>	<b>90.0</b>

### Opponents in the Red Zone

Opponent	Opp. in RZ	Opp. TDs	Opp. FGs	Opp. FG Missed	Opp. No Score	Opp. Score %
Marshall	5	3	2	0	0	100.0
Maine	2	2	0	0	0	100.0
VMI	2	0	2	0	0	100.0
Hofstra	3	1	1	1	1	66.7
Massachusetts	5	4	1	0	0	100.0
Liberty						
James Madison						
Villanova						
Towson						
Delaware						
Richmond						
<b>SEASON</b>	<b>17</b>	<b>10</b>	<b>6</b>	<b>1</b>	<b>1</b>	<b>94.1</b>





# Tribe Single-Game Highs

## Individual Single-Game Highs

Pass Attempts: .....50, M. Potts at UMass, 10/7  
 Pass Completions: .....27, M. Potts at UMass, 10/7  
 Passing Yards: .....244, M. Potts at UMass, 10/7  
 Passing TDs: .....2, M. Potts vs. VMI, 9/23; J. Phillips vs. Hofstra, 9/30  
 Rushing Attempts: .....17, E. Brooks at Maryland, 9/2  
 Rushing Yards: .....146, E. Brooks vs. VMI, 9/23  
 Rushing TDs: .....3, E. Brooks vs. VMI, 9/23  
 Receptions: .....5, six times, last - J. Nicholas and E. Brooks at UMass, 10/7  
 Receiving Yards: .....82, D. McAulay at Maryland, 9/2  
 Receiving TDs: .....1, eight times, last - J. Nicholas at UMass, 10/7  
 Total Offensive Yards: .....229, M. Potts at UMass, 10/7  
 All-Purpose Yards: .....158, E. Brooks vs. VMI, 9/23  
 Total Points: .....18, E. Brooks vs. VMI, 9/23  
 Points Kicking: .....8, B. Pritchard vs. VMI, 9/23  
 Points Rushing: .....18, E. Brooks vs. VMI, 9/23  
 Points Receiving: .....6, eight times, last - J. Nicholas at UMass, 10/7  
 Field Goals Made: .....1, twice, last - B. Pritchard vs. VMI, 9/23  
 Field Goals Attempted: .....2, B. Pritchard vs. Maine, 9/16  
 PATs Attempted: .....5, B. Pritchard vs. VMI, 9/23  
 PATs Made: .....5, B. Pritchard vs. VMI, 9/23  
 Punts: .....8, B. Pritchard at Maryland, 9/2; at UMass, 10/7  
 Punting Yards: .....298, B. Pritchard at UMass, 10/7  
 Punting Average: .....46.0, B. Pritchard vs. Hofstra, 9/30  
 Punt Returns: .....4, D. Cox vs. VMI, 9/23  
 Punt Return Yards: .....42, D. Cox vs. VMI, 9/23  
 Kickoff Returns: .....6, D. Holmes at UMass, 10/7  
 Kickoff Return Yards: .....114, D. Holmes at UMass, 10/7  
 Kickoff Return Avg: .....23.0, E. Mack at UMass, 10/7  
 Interceptions: .....1, three times, last - Tre. McLaurin vs. VMI, 9/23  
 Interception Yards: .....14, R. Riley vs. Maine, 9/16  
 Tackles: .....10, J. Rutter vs. Maine, 9/16; A. Tracy, M. Pigram vs. Hofstra, 9/30  
 Solo Tackles: .....9, M. Pigram vs. Hofstra, 9/30  
 Tackles for loss: .....2.5, A. Tracy vs. VMI, 9/23  
 Sacks: .....1.5, A. Tracy vs. VMI, 9/23  
 Pass Breakups: .....3, D. Cox at Maryland, 9/2

## Team Single-Game Highs

Pass Attempts: .....50, at UMass, 10/7  
 Pass Completions: .....27, at UMass, 10/7  
 Passing Yards: .....244, at UMass, 10/7  
 Passing TDs: .....2, at Maryland, 9/2; vs. VMI, 9/23; vs. Hofstra, 9/30  
 Yards Per Completion: .....21.0, vs. Hofstra, 9/30  
 Rushing Attempts: .....31, vs. VMI, 9/23  
 Rushing Yards: .....262, vs. VMI, 9/23  
 Rushing TDs: .....3, vs. VMI, 9/23  
 Yards Per Rush: .....8.5, vs. VMI, 9/23  
 Total Yards: .....472, vs. VMI, 9/23  
 Points Scored: .....38, vs. VMI, 9/23  
 TDs Scored: .....5, vs. VMI, 9/23  
 Total Plays: .....71, at UMass, 10/7  
 Field Goals Made: .....1, vs. Maine, 9/16; vs. VMI, 9/23  
 Field Goals Attempted: .....2, vs. Maine, 9/16  
 PATs Attempted: .....5, vs. VMI, 9/23  
 PATs Made: .....5, vs. VMI, 9/23  
 Punts: .....10, at Maryland, 9/2  
 Punting Yards: .....303, at Maryland, 9/2  
 Punting Average: .....46.0, vs. Hofstra, 9/30  
 Punt Returns: .....4, vs. VMI, 9/23  
 Punt Return Yards: .....42, vs. VMI, 9/23  
 Kickoff Returns: .....8, at UMass, 10/7  
 Kickoff Return Yards: .....152, at UMass, 10/7  
 Kickoff Return Average: .....22.5, at Maryland, 9/2  
 Interceptions: .....1, at Maryland, 9/2; vs. Maine, 9/16; vs. VMI, 9/23  
 Interception Yards: .....14, vs. Maine, 9/16  
 Forced Fumbles: .....2, vs. VMI, 9/23  
 Fumble Return Yards: .....none  
 Turnovers Gained: .....4, at Maryland, 9/2  
 Turnovers Lost: .....3, vs. VMI, 9/23  
 Sacks: .....2, vs. Maine, 9/16; vs. VMI, 9/23; vs. Hofstra, 9/30  
 Sacks Allowed: .....3, vs. Hofstra, 9/30  
 First Downs: .....25, vs. VMI, 9/23  
 Third Down Conv. %: .....71.4 (5-7), vs. VMI, 9/23  
 Fourth Down Conversion %: .....50.0 (1-2), at UMass, 10/7  
 Penalties: .....7, vs. Hofstra, 9/30  
 Penalty Yards: .....65, vs. Hofstra, 9/30  
 Possession Time: .....32:59, at UMass, 10/7

## Game-By-Game Individual Highs

Opponent	Pass Att.	Pass Yards	Rushes	Rush. Yds	Receptions	Rec. Yds.	Tackles	TFLs	Sacks
at Maryland	31, Phillips	127, Phillips	17, Brooks	62, Brooks	5, Mack/McAulay	82, McAulay	8, Allen	1.0, five players	none
Maine	44, Phillips	184, Phillips	12, Brooks	29, Brooks	5, McAulay/Nicholas	53, McAulay	10, Rutter	1.0, Wright/O'Neill	1.0, Wright/O'Neill
VMI	17, Phillips	111, Phillips	15, Brooks	146, Brooks	3, Nicholas/Mack	78, Nicholas	9, Tracy	2.5, Tracy	1.5, Tracy
Hofstra	22, Phillips	189, Phillips	15, Brooks	79, Brooks	3, Nicholas	70, Nicholas	10, Tracy/Pigram	2.0, Tracy	1.0, Tracy/Herbert
at UMass	50, Potts	244, Potts	10, Brooks	35, Brooks	5, Nicholas/Brooks	62, Brooks	9, Cox	1.0, Wheeling	none
at Liberty									
at JMU									
Villanova									
at Towson									
at Delaware									
Richmond									

# Opponent Highs / Long Plays



## Opponent Individual Single-Game Highs

Pass Attempts:	33, A. Clarkson (HU), 9/30
Pass Completions:	18, A. Clarkson (HU), 9/30
Passing Yards:	275, L. Coen (UMASS), 10/7
Passing TDs:	1, three times, last - L. Coen (UMASS), 10/7
Rushing Attempts:	26, S. Mizzer (VMI), 9/23
Rushing Yards:	187, S. Baylark (UMASS), 10/7
Rushing TDs:	3, T. Nelson (UMASS), 10/7
Receptions:	6, C. Sullivan (HU), 9/30
Receiving Yards:	118, J. Moore (UMASS), 10/7
Receiving TDs:	1, three times, last - J. Moore (UMASS), 10/7
Total Offensive Yards:	283, L. Coen (UMASS), 10/7
All Purpose Yards:	187, S. Baylark (UMASS), 10/7
Total Points:	18, T. Nelson (UMASS), 10/7
Points Kicking:	12, C. Koeplin (UMASS), 10/7
Points Rushing:	18, T. Nelson (UMASS), 10/7
Points Receiving:	6, three times, last - J. Moore (UMASS), 10/7
Field Goals Made:	3, R. Zarrilli (HU), 9/30
Field Goals Attempted:	4, R. Zarrilli (HU), 9/30
PATs Attempted:	6, C. Koeplin (UMASS), 10/7
PATs Made:	6, C. Koeplin (UMASS), 10/7
Punts:	5, A. Peters (VMI), 9/23
Punting Yards:	209, A. Peters (VMI), 9/23
Punting Average:	46.2, A. Podlesh (MD), 9/2
Punt Returns:	3, D. Oquendo (MD), 9/2; K. Huggins (HU), 9/30
Punt Return Yards:	17, D. Oquendo (MD), 9/2; K. Huggins (HU), 9/30
Kickoff Returns:	3, L. Whetstone (UM), 9/16; T. Maypray (VMI), 9/23
Kickoff Return Yards:	58, T. Maypray (VMI), 9/23
Kickoff Return Average:	23.0, C. Robinson (UMASS), 10/7
Interceptions:	1, three times, last - C. Robinson (UMASS), 10/7
Interception Yards:	none
Tackles:	11, W. Jefferson (MD), 9/2
Solo Tackles:	6, W. Jefferson (MD), 9/2
Tackles for loss:	2.5, M. King (UM), 9/16
Sacks:	1.5, T. Massey (HU), 9/30; C. Walker (UMASS), 10/7
Pass Breakups:	3, A. Goyins (UM), 9/16

## Opponent Team Single-Game Highs

Pass Attempts:	34, Hofstra, 9/30
Pass Completions:	18, Hofstra, 9/30
Passing Yards:	318, UMASS, 10/7
Passing TDs:	1, Maine, 9/16; Hofstra, 9/30; UMASS, 10/7
Yards Per Completion:	24.5, UMASS, 10/7
Rushing Attempts:	51, VMI, 9/23
Rushing Yards:	278, UMASS, 10/7
Rushing TDs:	5, UMASS, 10/7
Yards Per Rush:	6.9, UMASS, 10/7
Total Yards:	596, UMASS, 10/7
Points Scored:	48, UMASS, 10/7
Touchdowns Scored:	6, UMASS, 10/7
Total Plays:	70, Hofstra, 9/30
Field Goals Made:	3, Hofstra, 9/30
Field Goals Attempted:	4, Hofstra, 9/30
PATs Attempted:	6, UMASS, 10/7
PATs Made:	6, UMASS, 10/7
Punts:	5, Maine, 9/16; VMI, 9/23
Punting Yards:	209, VMI, 9/23
Punting Average:	46.2, Maryland, 9/2
Punt Returns:	5, Maryland, 9/2
Punt Return Yards:	37, Maryland, 9/2
Kickoff Returns:	5, VMI, 9/23
Kickoff Return Yards:	87, VMI, 9/23
Kickoff Return Average:	23.0, UMASS, 10/7
Interceptions:	1, VMI, 9/23; Hofstra, 9/30, UMASS, 10/7
Interception Yards:	none
Forced Fumbles:	2, UMASS, 10/7
Fumble Return Yards:	none
Turnovers Gained:	3, VMI, 9/23
Turnovers Lost:	4, Maryland, 9/2
Sacks:	3, Hofstra, 9/30
Sacks Allowed:	2, Maine, 9/16; Hofstra, 9/30
First Downs:	22, UMASS, 10/7
Third Down Conversion %:	44.4 (4-9), UMASS, 10/7
Fourth Down Conversion %:	100.0 (1-1), Maine, 9/16; VMI, 9/23
Penalties:	5, Hofstra, 9/30; UMASS, 10/7
Penalty Yards:	70, UMASS, 10/7
Possession Time:	35:15, VMI, 9/23

## Tribe Longest Plays of the Season

Rush:	25, E. Brooks vs. VMI, 9/23; D. Holmes vs. VMI, 9/23
Rushing TD:	20, E. Brooks vs. VMI, 9/23
Pass:	54, M. Potts to J. Nicholas vs. VMI, 9/23
Passing TD:	54, M. Potts to J. Nicholas vs. VMI, 9/23
Punt Return:	24, D. Cox vs. VMI, 9/23
Kickoff Ret:	32, D. Holmes at Maryland, 9/2
INT Return:	14, R. Riley vs. Maine, 9/16
Punt:	50, B. Pritchard vs. Hofstra, 9/30
Field Goal:	30, B. Pritchard vs. VMI, 9/23
Drive:	81, 4 plays, 1:52, TD, vs. VMI, 9/23

## Opponent Longest Plays of the Season

Rush:	50, S. Baylark (UMASS), 10/7
Rushing TD:	23, S. Baylark(UMASS), 10/7
Pass:	47, S. Hollenbach to I. Williams (MD), 9/2
Passing TD:	29, twice, last - L. Coen to J. Moore (UMASS), 10/7
Punt Return:	20, K. Huggins (HU), 9/30
Kickoff Return:	25, T. Maypray (VMI), 9/23
INT Return:	none
Punt:	58, A. Podlesh (MD), 9/2
Field Goal:	47, R. Zarrilli (HU), 9/30
Drive:	80, 8 plays, 2:52, TD, (UMASS); 80, 6 plays, 2:35, TD, (UMASS), 10/7



# Top Offensive Performances

## Tribe's Top Offensive Performances

### Top Passing Performances

1.	244	Mike Potts at UMass	Oct. 7
2.	189	Jake Phillips vs. Hofstra	Sept. 30
3.	184	Jake Phillips vs. Maine	Sept. 16
4.	127	Jake Phillips at Maryland	Sept. 2
5.	111	Jake Phillips vs. VMI	Sept. 23
6.	99	Mike Potts vs. VMI	Sept. 23
	99	Mike Potts at Maryland	Sept. 2

### 200-yard Passing Games

1 Mike Potts

### Top Rushing Performances

1.	146	Elijah Brooks vs. VMI	Sept. 23
2.	79	Elijah Brooks vs. Hofstra	Sept. 30
3.	62	Elijah Brooks at Maryland	Sept. 2
4.	59	DeBrian Holmes vs. VMI	Sept. 23
5.	35	Elijah Brooks at UMass	Oct. 7
6.	29	Elijah Brooks vs. Maine	Sept. 16
7.	28	Tony Viola vs. VMI	Sept. 23
8.	26	DeBrian Holmes vs. Maine	Sept. 16
9.	15	D.J. McAulay vs. Maine	Sept. 16
10.	14	Elliott Mack vs. Maine	Sept. 16

### 100-yard Rushing Games

1 Elijah Brooks

### Top Receiving Performances

1.	82	D.J. McAulay at Maryland	Sept. 2
2.	78	Joe Nicholas vs. VMI	Sept. 23
3.	70	Joe Nicholas vs. Hofstra	Sept. 30
4.	62	Joe Nicholas at UMass	Oct. 7
5.	54	R.J. Archer at UMass	Oct. 7
	54	Elliott Mack vs. VMI	Sept. 23
7.	53	D.J. McAulay vs. Maine	Sept. 16
	53	D.J. McAulay vs. Hofstra	Sept. 30
9.	47	D.J. McAulay at UMass	Oct. 7
10.	46	Joe Nicholas at Maryland	Sept. 2
	46	Joe Nicholas vs. Maine	Sept. 16

### 100-yard Receiving Games



Mike Potts



Elijah Brooks



D.J. McAulay

## Tribe's All-Time Top Offensive Performances

### Top Passing Performances

1.	426	Dave Corley vs. Northeastern, 10/28/00
2.	406	Stan Yagiello vs. JMU, 9/28/85
3.	401	David Murphy at Marshall, 11/5/83
4.	399	Chris Garrity at ECU, 11/14/81
5.	385	Greg DeGennaro at Bucknell, 9/20/86
6.	383	Kenny Lambiotte vs. Colgate, 9/6/86
7.	381	Mike Cook at N. Iowa, 12/7/96*
8.	378	Lang Campbell vs. Northeastern, 10/2/04
9.	373	Mike Cook vs. UNH, 10/24/98
10.	368	Lang Campbell at Liberty, 10/9/04
11.	360	Dave Murphy vs. Rutgers, 10/22/83
12.	355	Lang Campbell at Delaware, 10/23/04
13.	352	Mike Cook at Ga. Southern, 9/6/97
14.	346	Dave Corley vs. VMI, 9/14/02
15.	345	Chris Hakel vs. Delaware, 9/14/91
	345	Stan Yagiello vs. Norfolk St., 9/14/85
17.	342	Lang Campbell vs. Delaware, 12/4/04*
18.	339	Mike Cook vs. Hampton, 10/31/98
19.	329	Chris Garrity vs. Richmond, 11/21/81
20.	326	Dave Corley vs. Delaware, 9/28/02

\*NCAA Playoff Game

### Top Rushing Performances

1.	257	Phil Mosser at Ohio Wes., 10/3/70
2.	219	Derek Fitzgerald vs. Penn., 10/14/95
3.	201	Alvin Porch at UConn., 10/18/97
4.	198	Jon Smith at UNH, 10/19/02
5.	189	Derek Fitzgerald at NU, 9/16/95
	189	Derek Fitzgerald vs. Villanova, 10/23/93
7.	186	Alvin Porch vs. Boston, 9/27/97
8.	183	Alvin Porch vs. Delaware, 11/2/96
9.	181	Robert Green at Navy, 9/21/91
10.	180	Robert Green at Citadel, 9/8/90
11.	177	Tyrone Shelton vs. ETSU, 11/4/89
	177	Hameen Ali vs. Delaware, 10/10/98
13.	173	Alvin Porch vs. Richmond, 11/15/97
14.	172	Bill Bowman vs. WFU, 9/19/53
15.	171	Jim Kruius vs. Navy, 10/16/76
16.	170	Troy Keen at Furman, 9/17/94
17.	165	Robert Green vs. VMI, 10/13/90
18.	164	Tyrone Shelton at Furman, 11/3/90
	164	Keith Fimian vs. Virginia, 9/18/76
20.	159	Alvin Porch vs. JMU, 10/11/97

### Top Receiving Performances

1.	244	Dominique Thompson at Delaware, 10/23/04
2.	240	David Conklin at VMI, 9/13/97
3.	226	Mike Sutton at Marshall, 11/5/83
4.	221	Dominique Thompson at LU, 10/9/04
5.	211	Kurt Wrigley vs. Richmond, 11/21/81
6.	198	Ron Gilliam vs. JMU, 9/28/85
7.	195	Chris Rosier at UConn., 10/18/97
8.	194	Rich Musinski vs. Delaware, 9/28/02
9.	191	Rich Musinski at URI, 10/25/03
10.	185	Dominique Thompson vs. UD, 12/4/04*
11.	184	Chris Rosier at URI, 10/7/00
12.	183	Glenn Bodnar at Colgate, 11/10/84
13.	182	Dave Szydluk vs. JMU, 9/28/85
14.	168	Chris Rosier at JMU, 10/28/00
15.	164	Rich Musinski vs. UNH, 9/29/01
16.	162	Dave Conklin vs. UConn., 11/14/98
17.	161	Rich Musinski at UMass, 9/1/01
18.	158	Harry Mehre vs. Lehigh, 9/17/88
19.	157	Corey Ludwig at Delaware, 9/11/93
	157	D. Thompson vs. Northeastern, 10/2/04

\*NCAA Playoff Game

# Scoring Drives Chart



## William and Mary Scoring Drives

Opponent	Obtained	Plays	Yards	TOP	Result	Quarter	Play
Maryland	Fumble	9	56	2:43	TD	Second	Phillips 9-yard pass to Mack
Maryland	Punt	2	54	1:03	TD	Fourth	Potts 49-yard pass to McAulay
Maine	Fumble	10	31	3:13	FG	First	FG Pritchard 25 yards
Maine	Kickoff	9	74	4:31	TD	Third	Holmes 14-yard run
Maine	Punt	1	63	5:35	TD	Fourth	Phillips 8-yard pass to Nicholas
VMI	Fumble	5	46	2:20	TD	First	Brooks 20-yard run
VMI	Kickoff	5	66	1:44	TD	First	Brooks 16-yard run
VMI	Punt	2	26	0:57	TD	Second	Brooks 11-yard run
VMI	Interception	5	18	1:59	FG	Third	FG Pritchard 30 yards
VMI	Punt	2	40	1:07	TD	Third	Potts 32-yard pass to Mack
VMI	Punt	4	81	1:52	TD	Fourth	Potts 54-yard pass to Nicholas
Hofstra	Downs	5	66	1:42	TD	First	Phillips 10-yard pass to Atchison
Hofstra	Punt	9	77	4:53	TD	Third	Phillips 46-yard pass to Nicholas
Massachusetts	Kickoff	10	78	5:10	TD	Third	Potts 35-yard pass to Nicholas



# The Last Time It Happened

## Team

Shut out an opponent ..... 56-0, vs. Liberty, 9/24/05  
 Was shut out ..... 0-14, at Delaware, 11/1/97  
 Consecutive shutouts ..... at Northeastern (32-0), at New Hampshire (39-0), 1995

Scored 60-69 points ..... 62-31, vs. VMI, 9/14/02  
 Scored 50-59 points ..... 55-0, vs. Liberty, 9/24/05  
 Consecutive 50+ games ..... at Northeastern (53), vs. Villanova (51), 1993  
 Consecutive 40+ games ..... vs. LU (56), vs. UNH (42), vs. NU (44), vs. Towson (44), 2005

Passed for 400+ yards ..... 426, vs. Northeastern, 10/28/00  
 Allowed 400+ passing yards ..... 489, at Western Michigan, 9/5/03

Passed for 300+ yards ..... 359, vs. Northeastern, 10/15/05  
**Allowed 300+ passing yards ..... 303, at Massachusetts, 10/7/06**

Rushed for 400+ yards ..... 433, vs. Villanova, 10/23/99  
 Allowed 400+ yards rushing ..... 509, vs. Furman, 9/18/99

Rushed for 300+ yards ..... 335, vs. Liberty, 9/24/05  
 Rushed/Passed for 200+ yards ..... vs. Towson (210 rush, 202 pass), 10/22/05

Had 600+ yds of total offense ..... 635, vs. Liberty, 9/24/05  
 Allowed 600+ yards of total off. .... 638, at Western Michigan, 9/6/03

Had 500-599 yds of total offense ..... 500, vs. Delaware, 12/4/04  
**Allowed 500-599 yards total off ..... 596, at Massachusetts, 10/7/06**

Gained less than 100 yards total offense ..... None post 1981  
 Held opponent under 100 yards total offense ..... 82, at Bucknell, 9/21/96

**Gained less than 50 rush yards ..... 30, at Massachusetts, 10/7/06**  
 Held opponent under 50 rush yards ..... -6, vs. Liberty, 9/24/05

Gained less than 50 pass yards ..... 30, vs. Boston, 9/19/92  
 Held opponent under 50 pass yards ..... 44, vs. Rhode Island, 11/9/02

Intercepted five passes ..... 5, vs. Pennsylvania, 10/14/95  
 Had five passes intercepted ..... 5, vs. Boston, 10/14/89

Scored a defensive touchdown ..... 2, at Villanova (INT returns), 10/29/05  
 Allowed a defensive touchdown ..... at Villanova, 10/29/05

Scored a special teams touchdown ..... vs. New Hampshire (Kickoff return), 10/8/05  
 Allowed a special teams touchdown ..... vs. Hampton (Kickoff return), 11/27/04

Scored defensive and special teams touchdowns ..... at Richmond, 11/21/03

Recorded a safety ..... vs. Villanova, 11/6/04  
 Surrendered a safety ..... vs. Delaware, 11/12/05

Won in overtime ..... (2 OTs) 44-41, at Northeastern, 10/15/05  
 Lost in overtime ..... 31-34, at James Madison, 11/16/02  
 Tied an opponent ..... 31-31, at Princeton, 9/23/89

## Individual

Passed for 400+ yds ..... 426, D. Corley vs. Northeastern, 10/28/00  
 Opponent passed for 400+ yards ..... 450, C. Munson at Western Michigan, 9/6/03

Passed for 300+ yards ..... 315, L. Campbell, vs. James Madison, 12/10/04  
 Opponent passed for 300+ yards ..... 325, F. Jankowski, at Villanova, 10/29/05

**Passed for 200+ yards ..... 244, M. Potts at Massachusetts, 10/7/06**  
**Opponent passed for 200+ yards ..... 275, L. Coen, at Massachusetts, 10/7/06**

Passed for 6 touchdowns ..... S. Knight, vs. Maine, 11/6/93  
 Opponent passed for 6 touchdowns ..... C. Munson, at Western Michigan, 9/6/03

Passed for 4+ touchdowns ..... 4, J. Phillips, at Northeastern, 10/15/05  
 Opponent passed for 4+ touchdowns ..... 6, C. Munson, at Western Michigan, 9/6/03

Completed 30+ attempts ..... 30, L. Campbell, vs. James Madison, 12/10/04  
 Opponent completed 30+ attempts ..... 33, R. Santos, vs. New Hampshire, 10/8/05

QB pass/rush for 100 yards ..... D. Corley (247 pass, 107 rush), at Villanova, 11/11/00  
 Opponent QB pass/rush for 100 yards ..... J. Eaton (128 pass, 106 rush), at Maine, 9/7/02

QB had 2 pass / 2 rush TDs ..... L. Campbell (2 pass, 2 rush), at North Carolina, 9/4/04  
 Opponent QB had 2 pass / 2 rush TDs ..... J. Davis (2 pass, 3 rush), at Rhode Island, 9/17/05

Rushed for 200+ yards ..... 201, A. Porch, at Connecticut, 10/18/97  
 Had an opponent rush for 200+ yards ..... 216, J. Watkins, at Appalachian State, 12/1/01

**Rushed for 100+ yards ..... 146, E. Brooks vs. VMI, 9/23/06**  
**Had an opponent rush for 100+ yards ..... 178, S. Baylark at Massachusetts, 10/7/06**

Two players rush for 100 yards ..... Troy Keen (158) and Derek Fitzgerald (140), vs. URI, 10/7/95  
 Two opponents rush for 100 yards ..... R. McGill (133) and J. Lewis (123), at UNC, 9/4/04

Two players with 100 receiving yds ..... J. Nicholas (121) and E. Mack (106), vs. UD, 11/12/05  
 Two opponents with 100 receiving yards ..... D. Boler (155) and J. Long (108), at UD, 10/23/04

Had 200+ yards receiving ..... 244, D. Thompson, at Delaware, 10/23/04  
 Opponent had 200+ yards receiving ..... 206, C. Adams, vs. Hofstra, 10/6/01

Had 100+ yards receiving ..... 121, J. Nicholas, 106, E. Mack, vs. Delaware, 11/12/05  
**Opponent had 100+ yards receiving ..... 118, J. Moore, at Massachusetts, 10/7/06**

Had 30+ carries ..... 32, E. Brooks, vs. New Hampshire, 10/8/05  
 Opponent had 30+ carries ..... 34, M. Gibson, at Villanova, 10/29/05

Rushed for 4 touchdowns ..... E. Brooks, vs. New Hampshire, 10/8/05  
 Opponent rushed for 4 touchdowns ..... J. Watkins, at Appalachian State, 12/1/01

**Rushed for 3 touchdowns ..... E. Brooks, vs. VMI, 9/23/06**  
**Opponent rushed for 3 touchdowns ..... T. Nelson, at Massachusetts, 10/7/06**

Had 10+ receptions ..... 11, J. Nicholas, vs. Delaware, 12/4/04  
 Opponent had 10+ receptions ..... 11, J. Dieser, at Villanova, 10/29/05

Had 3+ touchdown receptions ..... 4, D. Thompson, at Delaware, 10/23/04  
 Opponent had 3+ touchdown receptions ..... 3, T. Hinshaw, at Central Florida, 9/23/00

Had TD Rushing/TD Receiving ..... E. Brooks (3 rush, 1 receiving), vs. Liberty, 9/24/05  
 Opponent had TD Rushing/TD Receiving ..... A. Bradshaw (1 rush, 1 receiving), at Marshall, 9/1/05

Returned a kickoff for TD ..... S. Cason, 92 yards, vs. New Hampshire, 10/8/05  
 Had a kickoff returned for TD ..... J. Mathis, 93 yards, vs. Hampton, 11/27/04

Returned a punt for TD ..... M. Bobo, 69 yards, at Richmond, 11/21/03  
 Had a punt returned for TD ..... C. Thompson, 70 yards, vs. James Madison, 10/18/03

Returned a blocked punt for TD ..... S. McDermott, 12 yards, at Rhode Island, 9/7/96  
 Had a blocked punt returned for TD ..... C. Curry, 0 yards, vs. Villanova, 11/11/00

**Blocked a field goal ..... C. Herbert, 33 att., vs. Hofstra, 9/30/06**  
 Had a field goal blocked ..... G. Kuehn, 28-yards, vs. New Hampshire, 10/8/05

Blocked a punt ..... B. Burrow, vs. Delaware, 11/12/05  
 Had a punt blocked ..... M. Mesi, at Delaware, 10/23/04

Returned a fumble for TD ..... A. O'Connor, 0 yards, at Rhode Island, 10/25/03  
 Had a fumble returned for TD ..... J. Couch, 70 yards vs. Marshall, 9/1/05

Had 2+ interceptions ..... 2, J. Shaw, at Rhode Island, 9/17/05  
 Opponent had 2+ interceptions ..... 2, R. Badger, at Villanova, 10/29/05

Returned an INT for TD ..... Tre. McLaurin (14 yards), J. Miller (80 yards), at Villanova, 10/29/05  
 Had an INT returned for TD ..... R. Badger, 15 yards, at Villanova, 10/29/05

Made 4 Field Goals ..... B. Sterba, vs. Northeastern, 10/28/01  
 Opponent made 4 Field Goals ..... M. Husted, at Virginia, 10/24/92

Made 3 Field Goals ..... G. Kuehn, vs. James Madison, 11/5/05  
**Opponent made 3 Field Goals ..... R. Zarilli, vs. Hofstra, 9/30/06**

Kicked a 50+ yard Field Goal ..... 50, G. Kuehn, at Rhode Island, 9/17/05  
 Opponent kicked a 50+ yard Field Goal ..... 51, C. McCormack, vs. New Hampshire, 10/15/03

2-point run ..... L. Campbell, vs. James Madison, 12/10/04  
 Opponent 2-point run ..... C. Cross, vs. Villanova, 11/27/01

2-point reception ..... J. Nicholas, vs. Northeastern, 10/2/04  
 Opponent 2-point reception ..... J. Morgan, vs. Hampton, 11/27/04

# Single-Game Records



## Individual Records

### Scoring

#### Most Points

36, Bill Palese vs. Bridgewater, 1931

#### Most Touchdowns

6, Bill Palese vs. Bridgewater, 1931

#### Most PATs

8, Greg Kuehn vs. Liberty, 2005

8, Greg Kuehn vs. VMI, 2002

8, Terry Regan vs. Davidson, 1972

#### Most Field Goals

4, Chris Dawson vs. Lehigh, 1992

4, Brian Shallcross vs. VU, 1995

4, Brett Sterba vs. Northeastern, 2000

### Total Offense

#### Most Yards

454, David Corley vs. Northeastern, 2000

### Rushing

#### Rush Attempts

37, Wes Meeteer vs. Davidson, 1969

37, Troy Keen vs. Northeastern, 1994

37, Derek Fitzgerald vs. Penn, 1995

#### Rushing Yards

257, Phil Mosser vs. Ohio Wesl., 1970

### Passing

#### Pass Attempts

53, Lang Campbell vs. UD, 2004

52, Mike Cook vs. UNH, 1998

#### Completions

35, Dave Murphy vs. Rutgers, 1983

#### Passing Yards

426, David Corley vs. Northeastern, 2000

#### Touchdown Passes

6, Shawn Knight vs. Maine, 1993

### Receiving

#### Receptions

13, Rich Musinski vs. URI, 2003

13, Glen Bodnar vs. Colgate, 1984

#### Receiving Yards

244, Dominique Thompson at UD, 2004

240, Dave Conklin vs. VMI, 1997

#### TD Receptions

4, Dominique Thompson at UD, 2004

4, Vito Ragazzo vs. WFU, 1949

4, Corey Ludwig vs. Maine, 1993

### Sacks

3.5, Luke Cullinane vs. VU, 1996

### Interceptions

4, Jack Bruce vs. Richmond, 1947

### Individual Long Plays

#### Rush from scrimmage

95 yds, John Truehart vs. Elon, 1934

#### Pass Completion

87 yds, Lang Campbell to Dominique Thompson at Delaware, 2004

87 yds, Dan Henning to Tom Scott vs. Navy, 1961

### Punt

77 yds, Russell Brown, 1972

77 yds, Joe Agee, 1975

77 yds, Jack Freeman, 1942

### Punt Return

101 yds, Dale Worrall vs. Bridgewater, 1932

### Kickoff Return

100 yds, Dick Pawlewicz vs. UVA, 1974

### Run With Fumble

91 yds, Meb Davis vs. Columbia, 1926

### Run with Interception

93 yds, Marvin Graham vs. Virginia Tech, 1946

### Field Goal

53 yds, Steve Christie vs. ETSU, 1987

53 yds, Steve Christie vs. UVA, 1988

53 yds, Brett Sterba vs. Delaware, 2000

## Team Records

### Most Points Scored

95, vs. Bridgewater, 1931

### Most Points Allowed

93, by Delaware, 1915

### Most Yards Gained

681, vs. Richmond, 1991

### Most Plays

100, vs. Virginia Tech, 1971

### Rushing Yards

453, vs. Ohio Wesleyan, 1970

433, vs. Villanova, 1993

419, vs. Delaware, 1973

417, vs. Richmond, 1974

413, vs. VMI, 1993

### Pass Attempts

55, vs. Virginia Tech, 1971

### Pass Completions

35, vs. Rutgers, 1983

### Passing Yards

498, vs. VMI, 1997

426, vs. Northeastern, 2000

414, vs. Miami (Ohio), 1982

412, vs. JMU, 1985

403, vs. East Carolina, 1981

### First Downs

36, vs. VMI, 1991

36, vs. VMI, 1993

35, vs. Liberty, 2005

### Most Interceptions

6, vs. Wake Forest, 1947

### Best Defense Against the Run

-39 yds, vs. Colgate, 1988

-39 yds, vs. Villanova, 1996

-11 yds, Quantico, 1967

-6 yds, vs. Liberty, 2005

-6 yds, vs. Villanova, 1993

### Best Defense Against the Pass

9 yds, vs. UMass, 1995

9 yds, vs. East Carolina, 1980

9 yds, vs. Appalachian State, 1976

10 yds, vs. Furman, 1999

11 yds, vs. VMI, 1993

Active players in bold.

# Game-By-Game Results

## Game 1

### Maryland 27, William and Mary 14

College Park, Md. • Byrd Stadium • Sept. 2, 2006

COLLEGE PARK, Md. (9/2/06) -- On the strength of a strong offensive first half behind All-ACC quarterback Sam Hollenbach, Maryland knocked off William and Mary, 27-14, in the season-opener for both teams at Byrd Stadium.

Hollenbach completed 7-of-11 pass attempts for 149 yards in the opening half, and the Terrapins used two rushing scores by Lance Ball to build a commanding 24-7 lead at the break.

W&M bounced back with a solid defensive effort in the second half, limiting Maryland to 105 yards of total offense and only a third-quarter field goal, after the Terps churned out 261 yards in the opening half.

Junior Mike Potts highlighted an impressive fourth quarter for the Tribe, entering the game in the final period and completing 9-of-10 attempts for 99 yards and a touchdown.

Senior Elijah Brooks paced the Tribe's ground attack with 62 yards on 17 attempts, and sophomore D.J. McAulay led the receiving corps with 82 yards and a touchdown on five catches. Classmate Elliott Mack also pulled in five grabs for 26 yards, including a 12-yard touchdown reception from Jake Phillips in the second quarter.

Potts completed his first three attempts on his first turn with the offense, then hooked up with McAulay for a 49-yard touchdown pass on his second series to cut the deficit to 27-14 with 4:35 remaining.

Sophomore free safety Kevin Allen led the squad with eight total tackles, including five solo stops, and added his third-career interception in the first half. Sophomore Derek Cox recovered a fumble and registered three pass break-ups, while senior defensive end Josh Wright recovered a pair of Maryland fumbles.



*Sophomore D.J. McAulay had five catches for 82 yards, both career-highs, at Maryland.*

	1	2	3	4	Final
William and Mary	0	7	0	7	14
Maryland	14	10	3	0	27

#### Scoring Summary

Qtr	Team	Score	Time
1st	UM	Ball 2 run (Ennis kick)	8:04
	UM	Lattimore 1 run (Ennis kick)	3:56
2nd	UM	FG Ennis 39	12:19
	W&M	Mack 9 pass from Phillips (Pritchard kick)	7:16
	UM	Ball 3 run (Ennis kick)	0:53
3rd	UM	FG Ennis 25	11:13
4th	W&M	McAulay 49 pass from Potts (Pritchard kick)	4:35

	W&M	Maryland
First Downs	16	18
Rushes - Yards	29-84	40-213
Att-Cmp-Int	41-25-0	20-9-1
Pass Yards	226	153
Total Offense	310	366
Total Plays	70	60
Fumbles - Lost	0-0	3-3
3rd Down Conv.	4-15	2-10
Penalties - Yards	2-15	1-10
Sacks by - Yards	0-0	2-13
Time of Possession	31:27	28:33

**Rushing - W&M:** Brooks 17-62, Phillips 9-12, Holmes 3-10. **Maryland:** Ball 15-86 (2TD), Lattimore 13-89 (TD), Allen 6-25, Hollenbach 1-11, Humber 1-2, Heyward-Bey 1-1, Steffy 2-0.

**Passing - W&M:** Phillips 31-16-0 127 (TD), Potts 10-9-0 99 (TD). **Maryland:** Hollenbach 15-9-0 153, Steffy 5-0-1 0.

**Receiving - W&M:** McAulay 5-82 (TD), Mack 5-26 (TD), Nicholas 4-46, Brooks 4-29, Holmes 3-6, Archer 2-15, Trinkle 1-12, Atchison 1-10. **Maryland:** Oquendo 3-55, Williams 2-47, Allen 2-0, Haynos 1-49, Gronkowski 1-9.

**Defense - W&M:** Allen 8 (5 solo, TFL, INT), Rutter 7 (0.5 TFL, PBU), Wheeling 6 (4 solo, 0.5 TFL), Tracy 5 (TFL), O'Neill 5, Riley 3 (TFL), Cox 3 (3 PBU, FR), Wright 2 (TFL, 2 FR), Pigram 2 (TFL).

**Attendance:** 49,763; **Time:** 2:43; **Weather:** 69, partly cloudy

## Game 2

### Maine 20, William and Mary 17

Williamsburg, Va. • Zable Stadium • Sept. 16, 2006

WILLIAMSBURG (9/16/06) -- Maine quarterback Ron Whitcomb rushed for a pair of scores and passed for another to lead the Black Bears past William and Mary, 20-17, in an Atlantic 10 Conference game at Zable Stadium.

Whitcomb, who finished with 64 yards rushing on 21 attempts and 98 yards through the air on 9-of-15 passing, crossed the goal line for the second time on an 8-yard run to give Maine a commanding 20-3 lead in the third quarter.

Tribe quarterback Jake Phillips passed for 184 yards and a touchdown, completing 22 of his career-high 44 attempts. Joe Nicholas brought in five receptions for 46 yards and a touchdown, and DeBrian Holmes scored on a 14-yard run, finishing with 26 yards on four attempts.

W&M's offense came alive behind Phillips in the third, as the Tribe engineered a nine-play, 74-yard scoring drive. Phillips completed a lateral swing pass to Holmes, who finished the drive with a 14-yard scoring run to cut the deficit to 20-10.

Corner Richard Riley ended Maine's next drive with an interception near midfield, but the Tribe's offensive try stalled at the Maine 37-yard line.

Josh Wright came up with another big defensive play on the next series, sacking Whitcomb for a 3-yard loss on first down. Maine eventually was forced to punt, giving it back to W&M.

Consecutive completions by Phillips to R.J. Archer moved the Tribe inside the 20-yard line, and Phillips eventually connected with Nicholas on an 8-yard touchdown pass that trimmed the Maine lead to 20-17 with 8:30 remaining.

W&M had two more possessions in the final seven minutes, but the Tribe could only manage one more first down the rest of the way.

McAulay finished with five catches for 53 yards, and Archer recorded three receptions for 25 yards. Brooks led the Tribe rushing attack with 29 yards on 12 carries.



*Sophomore Kevin Allen forces a Maine fumble in the first quarter.*

	1	2	3	4	Final
Maine	7	7	6	0	20
William and Mary	3	0	7	7	17

#### Scoring Summary

Qtr	Team	Score	Time
1st	W&M	FG Pritchard 25	10:24
	UM	Whitcomb 1 run (McNeill kick)	0:25
2nd	UM	Williams 29 pass from Whitcomb (McNeill kick)	10:52
3rd	UM	Whitcomb 8 run (McNeil kick failed)	10:20
	W&M	Holmes 14 run (Pritchard kick)	5:49
4th	W&M	Nicholas 8 pass from Phillips (Pritchard kick)	8:30

	Maine	W&M
First Downs	16	17
Rushes - Yards	48-166	25-95
Att-Cmp-Int	15-9-1	44-22-0
Pass Yards	98	184
Total Offense	264	279
Total Plays	63	69
Fumbles - Lost	4-1	1-0
3rd Down Conv.	5-13	8-18
Penalties - Yards	4-45	4-40
Sacks by - Yards	2-18	2-8
Time of Possession	31:47	28:13

**Rushing - W&M:** Brooks 12-29, Holmes 4-26 (TD), McAulay 1-15, Mack 1-14, Phillips 7-11. **Maine:** Gordon 23-100, Whitcomb 21-64 (2TD), Randall 1-5, TEAM 3-(-3).

**Passing - W&M:** Phillips 44-22-0 184 (TD), Archer 1-0-0. **Maine:** Whitcomb 15-9-1 98 (TD).

**Receiving - W&M:** McAulay 5-53, Nicholas 5-46 (TD), Archer 3-25, Holmes 3-9, Mack 2-18, Trinkle 2-5, Atchison 1-17, Brooks 1-11. **Maine:** Gordon 3-32, Williams 2-36 (TD), Pierre 2-22, Randall 1-8, Mulligan 1-0.

**Defense - W&M:** Rutter 10 (5 solo), Allen 8 (FF, 4 solo), Pigram 8, Wright 6 (Sack, PBU), O'Neill 5 (Sack, 4 solo), Larkins 5, Riley 5 (INT), Cox 2 (FR)

**Attendance:** 10,706; **Time:** 2:47; **Weather:** 70, overcast, light rain showers

# Game-By-Game Results

## Game 3

**William and Mary 38, VMI 6**

**Williamsburg, Va. • Zable Stadium • Sept. 23, 2006**

WILLIAMSBURG (9/23/06) -- Elijah Brooks rushed for 146 yards and three touchdowns to lead the Tribe past state-rival VMI, 38-6, at Zable Stadium.

W&M posted its 21st consecutive victory over VMI and snapped a six-game losing streak that dated back to the 2005 season.

Brooks recorded his sixth-career 100-yard rushing game and scored three rushing touchdowns for third time, as W&M ran for a season-high 262 yards. DeBrian Holmes added 59 yards rushing on only five carries, and the Tribe held a 472-243 advantage in total offense.

Barrett Way kicked a pair of field goals for VMI, hitting from 26 and 40 yards for the Keydets' only points of the game.

Jake Phillips completed 10 of 17 passing attempts for 111 yards, and Mike Potts threw for 99 yards and two touchdowns, on just 3-of-4 passing, after entering the contest in the third quarter.

Joe Nicholas led the Tribe receiving corps with 78 yards on three grabs, including a 54-yard scoring reception from Potts in the fourth quarter. Elliott Mack added 54 yards on three catches and had a 32-yard touchdown reception from Potts in the third quarter.

Redshirt freshman Adrian Tracy led the Tribe defense with nine stops, including 2.5 tackles for loss, all sacks, and forced a fumble, while Richard Riley added two unassisted stops behind the line of scrimmage. Trevor McLaurin had an interception, and T.J. O'Neill and Ryan Jones each recovered fumbles for the Tribe, which forced multiple turnovers for third time in three games. True freshman Max Harris had a pair of unassisted stops and forced a fourth-quarter VMI fumble.



*Richard Riley celebrates after his 5-yard tackle for loss in the second quarter vs. VMI.*

	1	2	3	4	Final
VMI	3	0	0	3	6
William and Mary	14	7	10	7	38

### Scoring Summary

Qtr	Team	Score	Time
1st	W&M	Brooks 20 run (Pritchard kick)	11:26
	VMI	FG Way 26	5:12
2nd	W&M	Brooks 16 run (Pritchard kick)	3:28
	W&M	Brooks 11 run (Pritchard kick)	9:30
3rd	W&M	FG Pritchard 30	7:53
	W&M	Mack 32 pass from Potts (Pritchard kick)	4:07
4th	W&M	Nicholas 54 pass from Potts (Pritchard kick)	14:51
	VMI	FG Way 40	9:12

	VMI	W&M
First Downs	16	25
Rushes - Yards	51-163	31-262
Att-Cmp-Int	11-5-1	21-13-1
Pass Yards	80	210
Total Offense	243	472
Total Plays	62	52
Fumbles - Lost	4-2	2-2
3rd Down Conv.	2-12	5-7
Penalties - Yards	3-25	3-20
Sacks by - Yards	0-0	2-16
Time of Possession	35:15	24:45

**Rushing - W&M:** Brooks 15-146 (3 TD), Holmes 5-59, Viola 4-28, Bynum 1-12, McAulay 1-11, Nickerson 3-10, Phillips 2-(-4). **VMI:** Mizzer 26-101, Maypray 4-26, Smith 6-18, Hughes 10-9, Robinson 1-8, Mingsu 1-4, Wilson 3-(-3).

**Passing - W&M:** Phillips 17-10-1 111, Potts 4-3-0 99 (2 TD). **VMI:** Hughes 9-4-1 72, Wilson 2-1-0 8.

**Receiving - W&M:** Nicholas 3-78 (TD), Mack 3-54 (TD), Trinkle 2-26, Archer 2-24, McAulay 2-12, Holmes 1-16. **VMI:** Lloyd 3-26, Gilliland 1-28, Robinson 1-26.

**Defense - W&M:** Tracy 9 (5 solo, 2.5 TFL, 1.5 sack, FF), Ndubueze 8, Tra. McLaurin 7, Allen 6, Riley 4 (2 solo TFL), O'Neill 3 (FR), Jones 3 (FR), Harris 2 (2 solo, FF), Tre. McLaurin 2 (INT).

**Attendance:** 10,208; **Time:** 2:28; **Weather:** 83, Mostly Cloudy, Humid

## Game 4

**Hofstra 16, William and Mary 14**

**Williamsburg, Va. • Zable Stadium • Sept. 30, 2006**

WILLIAMSBURG (9/30/06) -- Rob Zarrilli's third field goal, a 47-yarder with 7:20 remaining in the fourth quarter, lifted Hofstra to a 16-14 victory over William and Mary in Atlantic 10 Football action at sold out Zable Stadium.

Hofstra earned its first conference victory under first-year head coach Dave Cohen and dropped the Tribe to 0-2 in league play and 1-3 overall.

Anton Clarkson passed for 212 yards and a first-half touchdown, an 8-yard strike to R.C. Scarpa, and Zarrilli booted two field goals to give the Pride a 13-7 lead at halftime.

The Tribe rallied to take a 14-13 lead on Jake Phillips' 46-yard flea-flicker touchdown pass to Joe Nicholas with 4:40 remaining in the third quarter, but W&M was held scoreless the rest of the way.

Phillips was 9-for-22 on the day for 189 yards and two touchdowns, including a 10-yard scoring pass to tight end Drew Atchison in the first quarter. Elijah Brooks rushed for 79 yards on 15 attempts, and Nicholas finished with three grabs for 70 yards, his 22nd-straight game with at least one reception.

Tribe defensive tackle C.J. Herbert blocked a 33-yard field goal attempt, preserving the 14-13 lead early in the fourth, before Zarrilli booted the game-winner.

Tracy and Herbert led another solid second-half effort for the Tribe defense, which allowed only the fourth quarter field goal, while limiting the Pride to 17 yards rushing and 132 total yards over the final 30 minutes. Herbert had a solo sack in the second half, in addition to his blocked field goal, while defensive end Adrian Tracy shared the team lead with sophomore linebacker Michael Pigram with 10 total tackles.



*Joe Nicholas scores on a 46-yard reception in the third quarter vs. Hofstra.*

	1	2	3	4	Final
Hofstra	0	13	0	3	16
William and Mary	7	0	7	0	14

### Scoring Summary

Qtr	Team	Score	Time
1st	W&M	Atchison 10 pass from Phillips (Pritchard kick)	9:14
2nd	HU	Scarpa 8 pass from Clarkson n(Zarrilli kick)	10:22
	HU	FG 24 Zarrilli	6:00
3rd	HU	FG 45 Zarrilli	0:47
	W&M	Nicholas 46 pass from Phillips (Pritchard kick)	4:40
4th	HU	FG Zarrilli 47	7:20

	HU	W&M
First Downs	20	11
Rushes - Yards	36-132	29-70
Att-Cmp-Int	34-18-0	22-9-1
Pass Yards	212	189
Total Offense	344	259
Total Plays	70	51
Fumbles - Lost	1-1	1-0
3rd Down Conv.	5-16	3-12
Penalties - Yards	5-55	7-65
Sacks by - Yards	3-25	2-17
Time of Possession	33:51	26:09

**Rushing - W&M:** Brooks 15-79, Bynum 1-1, Holmes 3-(-2), Phillips 10-(-8). **HU:** Huggins 16-78, Villante 1-36, Crenshaw 8-31, Clarkson 8-(-4).

**Passing - W&M:** Phillips 22-9-1, 189 (2 TD). **HU:** Clarkson 33-18-0, 212 (TD), Crenshaw 1-0-0.

**Receiving - W&M:** Nicholas 3-70 (TD), McAulay 2-53, Brooks 1-30, Archer 1-19, Atchison 1-10 (TD), Trinkle 1-7. **HU:** Sullivan 6-69, Smith 5-76, Huggins 3-16, Brooks 1-30, Scarpa 1-8 (TD), Riley 1-8, Lewis 1-5.

**Defense - W&M:** Pigram 10 (9 solo, TFL), Tracy 10 (4 solo, 2 TFL, sack), Wheeling 7, Williamson 6, Wright 6 (FF), Cox 5 (5 solo, PBU), Herbert 4 (TFL, sack, Blocked FG), O'Neill 2 (FR).

**Attendance:** 12,259; **Time:** 2:51; **Weather:** 75, Sunny



## Game 5

### #10 UMass 48, William and Mary 7

Amherst, Mass. • Zable Stadium • Oct. 7, 2006

AMHERST, Mass. (10/7/06) -- Massachusetts' Steve Baylark rushed for 187 yards and two touchdowns, and Tony Nelson added three rushing touchdowns to lead the 10th-ranked Minutemen past William and Mary, 48-7, in Atlantic 10 Football action at McGuirk Stadium.

Baylark and Nelson each scored twice in the first half as UMass (4-1, 2-0 A-10) found the end zone on its first four possessions of the game to build a comfortable 28-0 lead at the half. W&M (1-4, 0-3) dropped its seventh-straight conference game and suffered its largest margin of defeat in conference play since joining the A-10 in 1993.

Nelson finished with 69 yards rushing, and Liam Coen passed for 275 yards, completing 12 of 17 attempts, and a touchdown as the Minutemen gained 596 total yards of offense.

Mike Potts completed 27 of 50 passing attempts for a career-high 244 yards and provided the Tribe's only points of the contest on a 35-yard touchdown pass to Joe Nicholas in the third quarter. Nicholas finished with five catches for 62 yards and recorded his fourth consecutive game with a scoring reception.

Potts guided the Tribe on a 10-play, 78-yard drive to get W&M on the board. Potts completed passes to eight different receivers on the afternoon in his first start of the season, also recording career-highs on attempts and completions.

D.J. McAulay had four catches for 47 yards, and tight end Matt Trinkle had a season-high four receptions for 27 yards.

Elijah Brooks rushed for 30 yards on 10 carries, but the Minutemen's stout defense held the Tribe to a net of 30 yards rushing and a 6-for-19 effort on third downs..



*Mike Potts had career-highs in attempts (50), completions (27) and yards (244) vs. UMass.*

	1	2	3	4	Final
William and Mary	0	0	7	0	7
Massachusetts	14	14	10	10	48

#### Scoring Summary

Qtr	Team	Score	Time
1st	UMass	Baylark 23 run (Koepplin kick)	7:15
	UMass	Baylark 6 run (Koepplin kick)	2:31
2nd	UMass	Nelson 4 run (Koepplin kick)	11:12
	UMass	Nelson 5 run (Koepplin kick)	5:26
3rd	UMass	FG Koepplin 30	11:02
	UMass	Nelson 29 pass from Coen (Koepplin kick)	5:45
	W&M	Nicholas 35 pass from Potts (Pritchard kick)	0:35
4th	UMass	Nelson 2 run (Koepplin kick)	13:28
	UMass	FG Koepplin 40	7:24

	W&M	UMass
First Downs	16	22
Rushes - Yards	21-30	40-278
Att-Cmp-Int	50-27-1	19-13-0
Pass Yards	244	318
Total Offense	274	596
Total Plays	71	59
Fumbles - Lost	3-0	1-0
3rd Down Conv.	6-19	4-9
Penalties - Yards	2-25	5-70
Sacks by - Yards	0-0	2-10
Time of Possession	32:59	27:01

**Rushing - W&M:** Brooks 10-35, Holmes 3-6, Viola 1-4, Bynum 2-4, McAulay 1-(4), Potts 4-(15). **UMass:** Baylark 22-187 (2 TD), Nelson 13-69 (3 TD), Coen 1-8, Barthel 1-6, Montgomery 2-4, Cefalo 1-4.

**Passing - W&M:** Potts 50-27-1, 244 (TD). **UMass:** Coen 17-12-0, 275 (TD), Woodward 2-1-0, 43.

**Receiving - W&M:** Nicholas 5-62 (TD), Brooks 5-12, McAulay 4-47, Trinkle 4-27, Holmes 4-14, Archer 2-54, Mack 2-19, Taylor 1-9. **UMass:** Moore 5-118 (TD), London 3-83, Listorti 2-40, Harrington 2-34, Bailey 1-43.

**Defense - W&M:** Cox 9 (5 solo, PBU), O'Neill 7, Tra. McLaurin 8, Riley 7 (3 solo, FF), Allen 6, Wheeling 5 (TFL).

**Attendance:** 15,822; **Time:** 2:45; **Weather:** 58, Partly Cloudy

# Tribe Honor Roll

## 2006 Quarterback Club Weekly Awards - UMass 10/7

### Offense



**Joe Nicholas, Jr., WR**

Nicholas hauled in a 35-yard touchdown catch for the Tribe's only score at No. 10 UMass. It was Nicholas' fourth-straight game with a scoring reception, as he finished with five catches for 62 yards.

**Previous Winners**

Maryland - Sept. 2

Cody Morris, Sr., OL

Team 310 yards of total offense

Maine - Sept. 16

Matt Trinkle, Sr., TE

2 rec., 5 yards

VMI - Sept. 23

Elijah Brooks, Sr., RB

15 att., 146 yards rushing, 3 touchdowns

Hofstra - Sept. 30

Elijah Brooks, Sr., RB

15 att., 79 yards rushing, 1 rec., 30 yards

### Defense



**Derek Cox, So., CB**

Cox led the Tribe defense at No. 10 UMass with a career-high nine total tackles, including five unassisted stops. He also broke up a pass attempt.

**Previous Winners**

Maryland - Sept. 2

Derek Cox, So., CB

3 TT, 3 PBU, fumble recovery

Maine - Sept. 16

Josh Wright, Sr., DE

6 TT, 2 solo, solo sack

VMI - Sept. 23

Adrian Tracy, RF, DE

9 total tackles, 5 solo, 2.5 tackles for loss, 1.5 sacks, forced fumble

Hofstra - Sept. 30

Michael Pigram, So., LB

10 total tackles, 9 solo, forced fumble

### Special Teams

**Previous Winners**

Maryland - Sept. 2

DeBrian Holmes, So., KR/RB

4 KO returns for 90 yards, including long of 32 yards

Maine - Sept. 16

Drew Atchison, Jr., TE

1 rec., 17 yards

VMI - Sept. 23

Derek Cox, So., PR

4 punt returns, 42 yards, 24-yard long

Hofstra - Sept. 30

Blair Pritchard, Sr., P

5 punts, 230 yards, 46.0 average, 50-yard long, 1 inside 20

2006 William and Mary Football  
 William and Mary Overall Team Statistics (as of Oct 08, 2006)  
 All games

TEAM STATISTICS	WM	OPP
SCORING.....	90	117
Points Per Game.....	18.0	23.4
FIRST DOWNS.....	85	92
Rushing.....	38	55
Passing.....	45	30
Penalty.....	2	7
RUSHING YARDAGE.....	541	952
Yards gained rushing.....	663	1075
Yards lost rushing.....	122	123
Rushing Attempts.....	135	215
Average Per Rush.....	4.0	4.4
Average Per Game.....	108.2	190.4
TDs Rushing.....	4	10
PASSING YARDAGE.....	1053	861
Att-Comp-Int.....	178-96-3	98-54-3
Average Per Pass.....	5.9	8.8
Average Per Catch.....	11.0	15.9
Average Per Game.....	210.6	172.2
TDs Passing.....	8	3
TOTAL OFFENSE.....	1594	1813
Total Plays.....	313	313
Average Per Play.....	5.1	5.8
Average Per Game.....	318.8	362.6
KICK RETURNS: #-YARDS.....	20-344	15-243
PUNT RETURNS: #-YARDS.....	9-76	12-65
INT RETURNS: #-YARDS.....	3-20	3-0
KICK RETURN AVERAGE.....	17.2	16.2
PUNT RETURN AVERAGE.....	8.4	5.4
INT RETURN AVERAGE.....	6.7	0.0
FUMBLES-LOST.....	7-2	13-7
PENALTIES-YARDS.....	18-165	19-205
Average Per Game.....	33.0	41.0
PUNTS-YARDS.....	28-984	19-726
Average Per Punt.....	35.1	38.2
Net punt average.....	32.8	34.2
TIME OF POSSESSION/GAME.....	28:43	31:17
3RD-DOWN CONVERSIONS.....	26/71	18/60
3rd-Down Pct.....	37%	30%
4TH-DOWN CONVERSIONS.....	3/10	3/4
4th-Down Pct.....	30%	75%
SACKS BY-YARDS.....	6-41	9-66
MISC YARDS.....	0	0
TOUCHDOWNS SCORED.....	12	13
FIELD GOALS-ATTEMPTS.....	2-3	9-10
PAT-ATTEMPTS.....	12-12	12-13
ATTENDANCE.....	33173	65585
Games/Avg Per Game.....	3/11058	2/32792
Neutral Site Games.....		0/0

SCORE BY QUARTERS	1st	2nd	3rd	4th	Total
William and Mary....	24	14	31	21	90
Opponents.....	38	44	19	16	117

2006 William and Mary Football  
 William and Mary Overall Individual Statistics (as of Oct 08, 2006)  
 All games

RUSHING	GP	Att	Gain	Loss	Net	Avg	TD	Long	Avg/G
Elijah Brooks	5	69	364	13	351	5.1	3	25	70.2
DeBrian Holmes	5	18	107	8	99	5.5	1	25	19.8
Tony Viola	5	5	32	0	32	6.4	0	11	6.4
D.J. McAulay	5	3	26	4	22	7.3	0	15	4.4
Raphael Bynum	5	4	17	0	17	4.2	0	12	3.4
Elliott Mack	5	1	14	0	14	14.0	0	14	2.8
Jake Phillips	4	28	93	82	11	0.4	0	13	2.8
Matt Nickerson	2	3	10	0	10	3.3	0	5	5.0
Mike Potts	3	4	0	15	-15	-3.8	0	0	-5.0
Total.....	5	135	663	122	541	4.0	4	25	108.2
Opponents.....	5	215	1075	123	952	4.4	10	50	190.4

PUNT RETURNS	No.	Yds	Avg	TD	Long
Derek Cox	9	76	8.4	0	24
Total.....	9	76	8.4	0	24
Opponents.....	12	65	5.4	0	20

INTERCEPTIONS	No.	Yds	Avg	TD	Long
Richard Riley	1	14	14.0	0	14
Kevin Allen	1	0	0.0	0	0
Trevor McLaurin	1	6	6.0	0	6
Total.....	3	20	6.7	0	14
Opponents.....	3	0	0.0	0	0

PASSING	GP	Effic	Att-Cmp-Int	Pct	Yds	TD	Lng	Avg/G
Jake Phillips	4	104.00	113-57-2	50.4	611	4	46	152.8
Mike Potts	3	136.45	64-39-1	60.9	442	4	54	147.3
R.J. Archer	5	0.00	1-0-0	0.0	0	0	0	0.0
Total.....	5	115.09	178-96-3	53.9	1053	8	54	210.6
Opponents.....	5	132.88	98-54-3	55.1	861	3	47	172.2

KICK RETURNS	No.	Yds	Avg	TD	Long
DeBrian Holmes	16	288	18.0	0	32
Elijah Brooks	2	27	13.5	0	15
Raphael Bynum	1	6	6.0	0	6
Elliott Mack	1	23	23.0	0	23
Total.....	20	344	17.2	0	32
Opponents.....	15	243	16.2	0	25

RECEIVING	GP	No.	Yds	Avg	TD	Long	Avg/G
Joe Nicholas	5	20	302	15.1	4	54	60.4
D.J. McAulay	5	18	247	13.7	1	49	49.4
Elliott Mack	5	12	117	9.8	2	32	23.4
Elijah Brooks	5	11	82	7.5	0	30	16.4
DeBrian Holmes	5	11	45	4.1	0	16	9.0
R.J. Archer	5	10	137	13.7	0	33	27.4
Matt Trinkle	5	10	77	7.7	0	14	15.4
Drew Atchison	5	3	37	12.3	1	17	7.4
John Taylor	1	1	9	9.0	0	9	9.0
Total.....	5	96	1053	11.0	8	54	210.6
Opponents.....	5	54	861	15.9	3	47	172.2

FUMBLE RETURNS	No.	Yds	Avg	TD	Long
Total.....	0	0	0.0	0	0
Opponents.....	0	0	0.0	0	0

**2006 William and Mary Football**  
**William and Mary Overall Individual Statistics (as of Oct 08, 2006)**  
**All games**

SCORING	TD	FGs	----- PATs -----					DXP	Saf	Points
			Kick	Rush	Rcv	Pass				
Joe Nicholas	4	0-0	0-0	0-0	0	0-0	0	0	24	
Elijah Brooks	3	0-0	0-0	0-0	0	0-0	0	0	18	
Blair Pritchard	0	2-3	12-12	0-0	0	0-0	0	0	18	
Elliott Mack	2	0-0	0-0	0-0	0	0-0	0	0	12	
D.J. McAulay	1	0-0	0-0	0-0	0	0-0	0	0	6	
DeBrian Holmes	1	0-0	0-0	0-0	0	0-0	0	0	6	
Drew Atchison	1	0-0	0-0	0-0	0	0-0	0	0	6	
Total.....	12	2-3	12-12	0-0	0	0-0	0	0	90	
Opponents.....	13	9-10	12-13	0-0	0	0-0	0	0	117	

TOTAL OFFENSE	G	Plays	Rush	Pass	Total	Avg/G
Jake Phillips	4	141	11	611	622	155.5
Mike Potts	3	68	-15	442	427	142.3
Elijah Brooks	5	69	351	0	351	70.2
DeBrian Holmes	5	18	99	0	99	19.8
Tony Viola	5	5	32	0	32	6.4
D.J. McAulay	5	3	22	0	22	4.4
Raphael Bynum	5	4	17	0	17	3.4
Elliott Mack	5	1	14	0	14	2.8
Matt Nickerson	2	3	10	0	10	5.0
Total.....	5	313	541	1053	1594	318.8
Opponents.....	5	313	952	861	1813	362.6

FIELD GOALS	FGM-FGA	Pct	01-19	20-29	30-39	40-49	50-99	Lg	Blk
Blair Pritchard	2-3	66.7	0-0	1-1	1-2	0-0	0-0	30	0

FG SEQUENCE	William and Mary	OPPONENTS
Maryland	-	(39),(25)
MAINE	(25),38	-
VMI	(30)	(26),(40)
HOFSTRA	-	(24),(45),33,(47)
Massachusetts	-	(30),(40)

Numbers in (parentheses) indicate field goal was made.

PUNTING	No.	Yds	Avg	Long	TB	FC	I20	Blkd
Blair Pritchard	26	948	36.5	50	2	1	3	1
Corey Davis	1	36	36.0	36	0	0	0	0
TEAM	1	0	0.0	0	0	0	0	0
Total.....	28	984	35.1	50	2	1	3	1
Opponents.....	19	726	38.2	58	2	0	6	0

KICKOFFS	No.	Yds	Avg	TB	OB
Blair Pritchard	19	1001	52.7	4	0
Total.....	19	1001	52.7	4	0
Opponents.....	27	1611	59.7	7	0

2006 William and Mary Football  
 William and Mary Overall Individual Statistics (as of Oct 08, 2006)  
 All games

ALL PURPOSE	G	Rush	Rec	PR	KOR	IR	Tot	Avg/G
Elijah Brooks	5	351	82	0	27	0	460	92.0
DeBrian Holmes	5	99	45	0	288	0	432	86.4
Joe Nicholas	5	0	302	0	0	0	302	60.4
D.J. McAulay	5	22	247	0	0	0	269	53.8
Elliott Mack	5	14	117	0	23	0	154	30.8
R.J. Archer	5	0	137	0	0	0	137	27.4
Matt Trinkle	5	0	77	0	0	0	77	15.4
Derek Cox	5	0	0	76	0	0	76	15.2
Drew Atchison	5	0	37	0	0	0	37	7.4
Tony Viola	5	32	0	0	0	0	32	6.4
Raphael Bynum	5	17	0	0	6	0	23	4.6
Richard Riley	5	0	0	0	0	14	14	2.8
Jake Phillips	4	11	0	0	0	0	11	2.8
Matt Nickerson	2	10	0	0	0	0	10	5.0
John Taylor	1	0	9	0	0	0	9	9.0
Trevor McLaurin	5	0	0	0	0	6	6	1.2
Mike Potts	3	-15	0	0	0	0	-15	-5.0
Total.....	5	541	1053	76	344	20	2034	406.8
Opponents.....	5	952	861	65	243	0	2121	424.2

2006 William and Mary Football  
 William and Mary Overall Defensive Statistics (as of Oct 08, 2006)  
 All games

DEFENSIVE LEADERS	GP	-----Tackles-----			TFL/Yds	-Sacks-	---Pass Def---			-Fumbles-		Blkd	
		Solo	Ast	Total			No-Yds	Int-Yds	BrUp	QBH	Rcv-Yds	FF	Kick
36 Kevin Allen	5	16	16	32	1.0-2	.	1-0	2	.	.	1	.	.
97 Adrian Tracy	5	13	17	30	6.0-28	2.5-22	.	1	.	.	1	.	.
21 Michael Pigram	5	15	11	26	2.5-5	.	.	.	.	.	1	.	.
52 Travis McLaurin	5	4	22	26	.	.	.	1	.	.	.	.	.
39 T.J. O'Neill	5	9	14	23	1.0-5	1.0-5	.	.	.	2-0	.	.	.
24 Richard Riley	5	11	11	22	3.0-14	.	1-14	1	.	.	1	.	.
40 Chris Ndubueze	5	6	15	21	.	.	.	1	.	.	.	.	.
8 Alan Wheeling	5	9	12	21	1.5-3	.	.	.	.	.	.	.	.
37 Derek Cox	5	13	7	20	0.5-2	.	.	5	.	2-0	.	.	.
44 Josh Rutter	4	6	14	20	0.5-1	.	.	1	.	.	.	.	.
95 Cort. Herbert	5	4	13	17	1.0-8	1.0-8	.	.	.	.	.	1	.
94 Josh Wright	5	5	11	16	3.5-8	1.5-6	.	1	.	2-0	.	.	.
77 B. Williamson	5	4	9	13	1.0-1	.	.	.	.	.	.	.	.
19 David Caldwell	5	5	8	13	.	.	.	.	.	.	.	.	.
23 Trevor McLaurin	5	4	9	13	0.5-2	.	1-6	.	.	.	.	.	.
22 David Houff	5	7	2	9	.	.	.	.	.	.	.	.	.
99 Josh Larkins	5	3	6	9	.	.	.	.	.	.	.	.	.
93 Sean Lissemore	4	1	7	8	.	.	.	.	.	.	.	.	.
35 Ryan Horvath	2	2	2	4	.	.	.	.	.	.	.	.	.
42 Fred Johnson	5	.	3	3	.	.	.	.	.	.	.	.	.
96 Daniel Pulley	2	.	3	3	.	.	.	.	.	.	.	.	.
49 Raphael Bynum	5	3	.	3	.	.	.	.	.	.	.	.	.
92 Ryan Jones	2	.	3	3	.	.	.	.	.	1-0	.	.	.
98 Rob Varno	5	1	1	2	.	.	.	.	.	.	.	.	.
41 Shel. Alexander	5	2	.	2	.	.	.	.	.	.	.	.	.
31 Max Harris	4	2	.	2	.	.	.	.	.	.	1	.	.
67 Brent Cochran	5	.	1	1	.	.	.	.	.	.	.	.	.
5 Tony Viola	5	1	.	1	.	.	.	.	.	.	.	.	.
91 Blair Pritchard	5	1	.	1	.	.	.	.	.	.	.	.	.
50 Todd Reyher	4	.	1	1	.	.	.	.	.	.	.	.	.
Total.....	5	147	218	365	22-79	6-41	3-20	13	.	7-0	5	1	.
Opponents.....	5	142	190	332	23-104	9-66	3-0	25	5	2-0	3	1	.