



WILLIAM & MARY

GAME 8: Villanova • Homecoming • Saturday, Oct. 28, 2006 • 1 p.m. • Zable Stadium • Williamsburg, Va.



Game Day Information

WILLIAM AND MARY "TRIBE" (2-5, 0-4 A-10) vs. VILLANOVA "WILDCATS" (2-5, 1-3 A-10)

Kickoff: 1 p.m., Saturday, Oct. 28, 2006

Site: Cary Field at Walter J. Zable Stadium (12,259, FieldTurf)

Radio: 12 p.m. - Prudential McCardle Pre-Game Show on The Tide, WBACH and TribeAthletics.com; 12:30 - "The Game Day Show with Jay Colley and Bob Sheeran" across the William and Mary Bookstore Radio Network. For a complete listing of the Tribe Football Radio Network, see the next page.

All-Time Series: W&M leads, 14-8-1. (See page four for more information).

Last Meeting: Villanova won, 35-21, Oct. 29, last season at Villanova Stadium.

First and 10

William and Mary will play host to Atlantic 10 Southern Division-rival Villanova on Saturday afternoon in the 78th Homecoming game in the school's football history. The College is 46-31 all-time on Homecoming weekend, including 18-8 under head coach Jimmie Laycock, and the Tribe has won its last seven Homecoming contests. Villanova will be the Tribe's Homecoming opponent for the fourth time since 1993. W&M holds a 14-8-1 advantage in the rivalry, having won eight of the 12 meetings between the programs since becoming league opponents in 1993. The College is 5-1 all-time against Villanova in Williamsburg with the lone loss coming on Homecoming weekend in 1997, when a then No. 1-ranked Wildcats team handed the Tribe a 20-17 loss. W&M returns to Zable Stadium this weekend in search of its first conference victory after playing three-straight on the road, including last weekend's 31-17 loss at then eighth-ranked James Madison. The loss sent the Tribe to its eighth consecutive A-10 defeat, a streak that began with a 35-21 loss at Villanova last season. The Wildcats carry an identical 2-5 overall record into Saturday's tilt, but Villanova is a game ahead of the Tribe in the Southern Division by virtue of a 20-16 victory at Hofstra on Oct. 7. Villanova has dropped two-straight since, however, including a 21-13 loss against Towson last weekend.

2006 Tribe's Schedule

Date	Opponent	Score/Time
Sept. 2	at Maryland	L/27-14
Sept. 16	MAINE*	L/20-17
Sept. 23	VMI	W/38-6
Sept. 30	HOFSTRA*	L/16-14
Oct. 7	at #10 Massachusetts*	L/48-7
Oct. 14	at Liberty	W/14-13
Oct. 21	at #8 James Madison*	L/31-17
Oct. 28	VILLANOVA*	1:00 p.m.
Nov. 4	at Towson*	1:00 p.m.
Nov. 11	at Delaware*	1:00 p.m.
Nov. 18	RICHMOND*	1:00 p.m.

*A-10 conference game

2006 Wildcats' Schedule

Date	Opponent	Score/Time
Sept. 2	at Central Florida	L/35-16
Sept. 9	LEHIGH	L/31-28
Sept. 16	*MASSACHUSETTS	L/31-21
Sept. 23	at Pennsylvania	W/27-20
Oct. 7	at Hofstra*	W/20-16
Oct. 14	at Maine*	L/20-7
Oct. 21	TOWSON*	L/21-13
Oct. 28	at William and Mary*	1:00 p.m.
Nov. 4	RICHMOND*	6:00 p.m.
Nov. 11	JAMES MADISON*	1:00 p.m.
Nov. 18	at Delaware*	1:00 p.m.

*A-10 conference game

The Coaches

Jimmy Laycock

Alma Mater, Year: William and Mary, 1970
 W&M Record: 177-124-2 (27th season)
 Career Record: Same
 Career vs. VU: 9-6-1

Andy Talley

Alma Mater, Year: Southern Connecticut, 1967
 VU Record: 144-94-1 (22nd season)
 Career Record: 172-112-2 (26th season)
 Career vs. W&M: 6-9-1

In The Spotlight



#94, JOSH WRIGHT SENIOR, DEFENSIVE END

Senior Josh Wright is this week's featured student-athlete "In The Spotlight". (Page 13)

Table of Contents

Media Information	2
W&M Football Radio Network.....	2
W&M Sports Information Staff.....	2
Projected Depth Charts	3
Tale of the Tape	3
This Week's Opponent : Villanova	4
W&M Football Quick Facts.....	4
W&M Football Game Notes	5
The Tribe in 2006.....	5
Scouting the 2006 Opponents.....	5
Atlantic 10 Information.....	6-7
Tribe Football Record Watch	8-9
Tribe Football Honor Roll.....	9
I-AA National Rankings	10
Head Coach Jimmie Laycock	11
The Laycock Football Center	12
In The Spotlight: Josh Wright	13
W&M Football Rosters.....	14-15
Game-by-Game Starters	16
Tribe in the Red Zone.....	16
W&M Single-Game Highs	17
Opponent Single-Game Highs.....	18
Long Plays of the Season.....	18
Top Offensive Performances	19
Scoring Drives Chart.....	20
The Last Time It Happened.....	21
W&M Single-Game Records	22
Game-by-Game Results	23
Quarterback Club Awards.....	27
2006 Statistics.....	28



For The Media

W&M Media Relations Staff

Pete Clawson (Primary Football Contact)
Assistant A.D., Media Relations
(O) 757-221-3369 (E) pmclaw@wm.edu

Mark Hoskins (Secondary Football Contact)
Assistant to the Director
(O) 757-221-3344 (E) mjhosk@wm.edu

Kris Sears (Associate SID)
(O) 757-221-3368 (E) kasear@wm.edu

Rob Turner (Associate SID)
(O) 757-221-3370 (E) rrturn@wm.edu

Jake Skipper (Intern)
(O) 757-221-3344 (E) jskip@wm.edu

Zable Stadium Press Box Phone: 757-221-3414

Sports Information Fax: 757-221-3412

Web Site: www.TribeAthletics.com

Mailing Address:

P.O. Box 399
Williamsburg, VA 23187

Weekly Atlantic 10 Coaches Call

Every Monday from Aug.28-Nov. 20, the Atlantic 10 will conduct a teleconference from 10:00-12:10pm (eastern time) with each of its head football coaches. Each coach will have a 10-minute slot to discuss his team and answer questions from the media. Members of the media are strongly encouraged to participate in the questioning. For the access number, contact Pete Clawson or Stephen Haug in the Atlantic 10 communications office at (215) 545-6678.

10:00 Atlantic 10 update
10:10 Dave Clawson, Richmond
10:20 Jimmye Laycock, William & Mary
10:30 Andy Talley, Villanova
10:40 Rocky Hager, Northeastern
10:50 Mickey Matthews, James Madison
11:00 Jack Cosgrove, Maine
11:10 Don Brown, Massachusetts
11:20 Tim Stowers, Rhode Island
11:30 K.C. Keeler, Delaware
11:40 Sean McDonnell, New Hampshire
11:50 Dave Cohen, Hofstra
12:00 Gordy Combs, Towson

A-10 Press Box Phone Numbers

Delaware	302-831-6199/302-831-2186
Hofstra	516-463-5247
James Madison	540-568-6521
Maine	207-581-1049
Massachusetts	413-545-3550
New Hampshire	603-862-2585
Northeastern	617-566-5956
Rhode Island	401-874-4616
Richmond	804-355-6110
Towson	410-704-3102
Villanova	610-519-5290

Interviews

All requests for interviews must be directed through the Sports Information Office. Players are available Monday morning until noon Thursday. Please call either Pete Clawson, or Mark Hoskins, with interview requests.

Weekly Press Conference

A press conference with head coach Jimmye Laycock will be held every Tuesday at noon at the Hospitality House in Williamsburg. Lunch is served around noon, followed by opening remarks and a question and answer session with Coach Laycock. Interviews with selected players will follow the luncheon. Please confirm your attendance with Pete Clawson in the Sports Information Office at least 24 hours in advance.

Game Credentials

Please make all press and photo requests at least one week in advance. Tickets and parking passes can be mailed with one week's notice. If not, tickets can be picked up, with proper credentials, at the Will Call Window at Zable Stadium on the morning of the game.

Press Parking

Parking for members of the working press is available just southeast of Zable Stadium in front of the University Center. Parking is limited and media members are encouraged to arrive early.

Photographers

Please observe the NCAA rules, which prohibit photographers between the 25 yard lines.

Press Box Services

Located atop the East grandstand of Zable Stadium at Cary field, the press box officially opens two hours prior to kickoff. Pregame notes, flip cards and programs will be available prior to the start. Complete halftime statistics, as well as final team and individual statistics, are available immediately following the game.

Radio

Visiting radio lines may be rented through the Sports Information Office at a cost of \$75 per line. The radio booth for the visiting team is located at the south end of the press box on the lower level. Radio stations should make arrangements with the Sports Information Office at least a month in advance. Requests for the line will be honored on a first-come, first-served basis.

Visiting Film Crews

Space will be allotted in the West Press Box for film and video crews of visiting teams' coaches' shows. We will provide two spots per team.

Post-Game Procedures

Head coach Jimmye Laycock and the visiting coach will be available about 10 minutes after the game in an interview area located directly below the press box. Individual W&M players' names should be given to Pete Clawson during the fourth quarter and they will be made available in the interview room.

The William and Mary Football Radio Network

The W&M Athletics Department announced a new partnership for the Tribe Radio Network. The Notice of Intent to Award issued by the College designates two local stations, 92.3 FM "The Tide" and 107.9 FM "WBACH", as the network's Co-Flagships for the coming athletics season.

"We are extremely excited to be teaming up with Tribe Athletics," said Tom Davis, the President of Davis Media LLC. "We look forward to enhancing the broadcasts and broadening the reach of the games to the many fans throughout Tidewater Virginia."

The new partnership provides the College with solid coverage of the peninsula, as the station's combined footprint reaches from eastern areas of Richmond to the western parts of Norfolk. Tribe fans in Richmond will also be able to catch the action on 1450AM WCLM, which returns for its second season as an affiliate. Also, as usual, long-standing network member WBRG, AM 1050 of Lynchburg is back to carry all the action for 2006.

In addition to the radio coverage, all broadcasts can be heard live on the web at www.TribeAthletics.com.

Despite the new locations on the dial, the College's long-standing broadcast team of team of Jay Colley and Bob Sheeran remain in place to deliver all the action of Tribe football over the airwaves.

William and Mary Radio Network Affiliates

"The Tide"	92.3 FM	Williamsburg
WBACH	107.9 FM	Williamsburg
WBRG	1050 AM	Lynchburg
WCLM	1450 AM	Richmond





Depth Charts

Tribe Offense Depth Chart

Pos.	No.	Name	Elg.	Ht.	Wt.	Note
WR	16	R.J. Archer	RF	6-2	205	Recorded at least one reception in all seven games
	2	Elliott Mack	SO	6-0	195	Two catches for 48 yards, 20-yard rush at JMU
LT	67	Brent Cochran	JR	6-5	300	Coaching staff's offensive player of the week vs. LU
	78	Chris Ilardo	RF	6-3	316	Red-shirted last year; Saw action vs. VMI, UMass
LG	72	Justin Oliver	JR	6-4	295	Started the first seven games at guard
	56	C.J. Muse	RF	6-4	305	Saw playing time in second half vs. VMI, UMass
C	68	Cody Morris	SR	6-4	285	Preseason All-American with 32 consecutive starts on OL
	51	Tim Kelley	JR	6-2	316	Saw extended playing time in second half vs. VMI
RG	53	Luke Hiteshew	SO	6-1	295	First seven career starts have come in 2006
	75	Eric O'Brien	SO	6-1	270	Saw first offensive snaps vs. VMI
RT	71	Brad Stewart	JR	6-3	300	Has started 17 consecutive games at right tackle
	79	Michael Grant	SO	6-5	300	Reserve tackle, saw playing time at UMass
TE	85	Matt Trinkle	SR	6-5	260	Four catches for a career-high 57 yards at JMU
	86	Drew Atchison	JR	6-7	250	Two receptions for 27 yards at JMU
WR	27	Joe Nicholas	JR	6-3	210	Streak of 24-straight games with a catch stopped at JMU
	11	John Taylor	SR	6-3	210	Three catches for 35 yards, including 5-yard TD at JMU
QB	18	Jake Phillips	SO	6-3	225	Rushed for season-high 42 yards on seven attempts at LU
(OR)	10	Mike Potts	JR	6-4	220	Passed for 187 yards and a touchdown at JMU
TB	9	Elijah Brooks	SR	5-9	215	Needs 15 rush yards to break into school's career-top 10
	28	DeBrian Holmes	SO	5-9	185	Had 25-yard run vs. VMI, finished with 59 yards on 5 att.
FB	49	Raphael Bynum	RF	5-9	225	Had a 12-yard run in win over Liberty
	5	Tony Viola	JR	6-1	217	Season-high 28 yards on four carries vs. VMI

Tribe Defense Depth Chart

Pos.	No.	Name	Elg.	Ht.	Wt.	Note
DE	97	Adrian Tracy	RF	6-4	235	Fifth in A-10 in TFL (9.5); Four TT, 2.5 TFL, at JMU
	39	T.J. O'Neill	JR	6-1	241	Missed JMU game with injury
DT	77	Brian Williamson	SR	6-3	290	Pair of assisted tackles at JMU, including 1/2 TFL
	93	Sean Lissemore	RF	6-4	245	Five total tackles, two unassisted, vs. Liberty
DT	95	Cortenous Herbert	RF	6-3	260	Blocked PAT at Liberty, added four assisted tackles
	99	Josh Larkins	SO	6-2	320	Seven total tackles, including three solos, at Liberty
DE	94	Josh Wright	SR	6-3	245	Five total tackles, unassisted QB sack, at JMU
	92	Ryan Jones	JR	6-3	260	Recovered fourth-quarter fumble vs. VMI
ILB	52	Travis McLaurin	SR	5-11	240	Nine total tackles, INT (first since 2003), at JMU
	35	Ryan Horvath	JR	6-1	235	Four tackles in second half vs. VMI with two solos
OLB	21	Michael Pigram	SO	5-10	218	Matched season and career-high with 10 TT at Liberty
	50	Todd Reyher	SO	6-0	215	Special teams action in all seven games; Solo stop at JMU
OLB	40	Chris Ndubueze	SR	6-1	230	Eight solo tackles, 10 TT, at JMU; 21 TT in last two starts
	23	Trevor McLaurin	SR	5-11	236	Recorded second-career INT and 6-yard return vs. VMI
CB	24	Richard Riley	SR	6-2	190	Four unassisted tackles at JMU
	31	Max Harris	FR	5-10	175	Forced fumble vs. VMI in second career game
SS	22	David Houff	SO	6-1	185	Two-straight starts at SS; Three solo stops at JMU
	36	Kevin Allen	SO	6-3	205	Five tackles at JMU; Leads team with 43 total stops
FS	8	Alan Wheeling	SR	5-9	180	17 total tackles, assisted TFL, INT in last two games
	41	Sheldon Alexander	RF	6-1	205	Made first career start at Maryland; One solo tackle
CB	37	Derek Cox	SO	6-1	185	Recorded 30 TT, including 19 solos, over last three games
	19	David Caldwell	FR	5-11	200	Two unassisted tackles, assist, at JMU

Tribe Special Teams Depth Chart

Pos.	No.	Name	Elg.	Ht.	Wt.	Note
PK/KO	91	Blair Pritchard	SR	5-11	235	Converted 16 of 16 PATs, 3 of 6 field goal attempts
	87	David Miller	FR	6-0	170	True freshman, Top-60 recruit in VA by <i>Roanoke Times</i>
P	91	Blair Pritchard	SR	5-11	235	Recorded season-long 54-yard punt at Liberty
	15	Corey Davis	SR	6-1	200	Attempted Tribe's first punt at Maryland for 36 yards
HO	14	Christian Taylor	SR	6-3	205	Reliable holder on all of team's place-kicks in '05 and '06
	16	R.J. Archer	RF	6-2	195	Directed scout team offense in 2005
LS	94	Josh Wright	SR	6-3	245	Reliable veteran on special teams past two seasons
SS	67	Brent Cochran	JR	6-5	300	Short snapper on placement kicks
KR	19	David Caldwell	FR	5-11	200	Averaging 25.5 yards on six returns in last two games
	28	DeBrian Holmes	SO	5-9	180	Leads team with 16 returns for 288 yards, 32-yard long
PR	37	Derek Cox	SO	6-1	185	Season-long 25-yard ret. at JMU; Seventh in A-10 (9.4)
	8	Alan Wheeling	SR	5-9	180	Sure-handed veteran in first year as returner

Villanova Offense Depth Chart

QB	17	Marvin Burroughs	SR	6-1	215
	5	Antwon Young	SO	6-4	200
RB	33	Matt Dicken	JR	5-10	205
	24	Aaron Jones	SR	5-10	195
FB	34	DeQuee May	SR	5-11	215
	8	Luca Ragone	RF	5-11	220
WR	80	Anton Ridley	JR	6-4	220
	11	Phil Atkinson	SO	5-11	185
WR	7	Chris Polite	SR	6-1	195
	81	Shawn Smith	RF	5-9	200
TE	84	Matthew Sherry	JR	6-4	250
	86	Michael Bradway	SO	6-2	225
OT	65	Lav Bauta	SR	6-5	285
	68	John Finneran	SR	6-6	310
OT	75	Idriz Bauta	SO	6-4	280
	70	Jonathan Bugli	RF	6-5	255
C	79	Christian Gaddis	SR	6-1	300
	61	Michael Sheridan	SO	6-3	300
OG	71	Michael Costanzo	SR	6-4	305
	74	Alex Sudder	JR	6-5	320
OG	60	Brian Brannigan	FR	6-4	275
	66	Jonathan Krohe	SO	6-5	310

Villanova Defense Depth Chart

DE	52	Greg Miller	SO	6-3	260
	57	Damian Kelley	SO	6-5	230
DT	77	Peter Caroppolo	SO	6-3	270
	(OR)	56	Tim Kukucka	FR	6-3
DT	96	David Dalessandro	SO	6-3	275
	52	Greg Miller	SO	6-3	260
LB	99	Michael Holland	SO	6-0	230
	55	Bryan Adams	SR	5-11	235
LB	14	J.C. Cooper	SR	5-10	200
	51	Blake Shubert	JR	6-1	220
LB	30	Darrel Young	SO	5-11	230
	55	Bryan Adams	SR	5-11	235
CB	4	Terrance Reaves	SR	6-1	205
	6	Justin Murrell	RF	5-10	195
CB	3	Rodney Badger	SR	5-9	170
	27	Derek Durkin	SR	5-11	185
FS	26	Allyn Bacchus	SR	6-0	205
	16	Eugene Clay	SO	6-1	210
WS	20	Zach Mariacher	JR	5-10	190
	13	Martel Moody	FR	6-0	210
SS	20	Zach Mariacher	JR	5-10	190
	(OR)	16	Eugene Clay	SO	6-1
CB	6	Justin Murrell	RF	5-10	195

Villanova Special Teams Depth Chart

PK	36	Derek Fiorenza	SO	5-8	170
	31	Joe Marcoux	SO	6-4	210
P	83	Zach Ugarte	FR	6-0	205
	36	Derek Fiorenza	SO	5-8	170
H	86	Michael Bradway	SO	6-2	225
LS	47	Sean Morrisey	FR	6-2	205
	48	Will Thompson	FR	6-2	225
KR	81	Shawn Smith	RF	5-9	200
	28	Salim Koroma	SO	5-6	150
PR	28	Salim Koroma	SO	5-6	150
	7	Chris Polite	SR	6-1	195

Tale of the Tape

Pos.	Tribe vs. Wildcats		Pos.
	W&M	VU	
WR & TE	6-3/222	5-11/192	DB
OF Backs	6-0/223	5-11/215	LB
OL & TE	6-3/289	6-3/268	DL
DL	6-3/258	6-4/283	OL/TE
LB	6-1/228	5-11/212	OF Backs
DB	6-0/190	6-3/222	WR/TE

* Averages reflect those of starters only.

This Week's Opponent

All-Time Series With Villanova

Series Record: W&M leads, 14-8-1
 Series Record in Williamsburg: W&M leads, 10-1-1
 Series Record in Villanova: Villanova leads, 7-4
 Series Record at Neutral Site: n/a
 First Meeting: Oct. 8, 1966; W&M won, 34-14.



Last 10 Series Meetings

Year	Date	Result	VU Score	W&M Score	Location
1995	Oct. 28	Won	15	18	Williamsburg
1996	Oct. 19	Won	21	30	Villanova, PA
1997	Oct. 25	Lost	20	13	Williamsburg
1998	Sept. 26	Lost	45	28	Villanova, PA
1999	Oct. 9	Won	10	45	Williamsburg
2000	Nov. 11	Won	41	48	Villanova, PA
2001	Sept. 15	Won	44	47	Williamsburg
2002	Nov. 2	Lost	41	20	Villanova, PA
2004	Nov. 6	Won	29	37	Williamsburg
2005	Oct. 29	Lost	35	21	Villanova, PA

Villanova Series Notes

Did You Know?

Saturday's game will feature the Atlantic 10's two longest tenured and winningest active coaches. Villanova mentor Andy Talley has been with the school 21 years as the head coach and has 84 conference wins, the most among active league coaches. W&M Head Coach Jimmye Laycock's 27-years at the helm of the Tribe program is the longest for any current coach in the conference, while his 68 conference wins in 13 seasons of league play trails only Talley on the league's active wins list.

Familiar Foe

For any of the Tribe's faithful that has made the annual pilgrimage to campus for Homecoming weekend, no recent Homecoming foe is more familiar than Villanova. Saturday's game will mark the fourth time the Wildcats will be the College's Homecoming opponent since 1993. Coming into this season, Villanova had been tied with the University of Maine for most visits to Williamsburg on Homecoming weekend.

The Tribe is 2-1, all-time, vs. Villanova in Homecoming visits. The 'Cats 20-17 win during the 1997 Homecoming weekend stands as one of only two Homecoming losses the College has suffered since joining the conference in 1993. That game saw Villanova come into the contest as the nation's No. 1 squad, a ranking they carried into the postseason.

Good Success

Despite dropping a difficult 35-21 decision to Villanova last season, which stands as the first loss in the Tribe's current eight-game conference slide, W&M still holds a strong advantage in the all-time series with the Wildcats, having won eight of the 12 meetings since joining the league in 1993. As previously mentioned, W&M is 5-1 all-time against the 'Cats in Williamsburg. (SERIES NOTES CONTINUE ON NEXT PAGE)

The Last Meeting

VILLANOVA, PA (10/29/05) -- Villanova built a 28-0 lead and withstood two Tribe defensive touchdowns to post a 35-21 upset win over W&M at Villanova Stadium.

Wildcats' quarterback Frank Jankowski threw for 325 yards and three touchdowns, and tailback Moe Gibson rushed for a career-high 176 yards and a touchdown as Villanova piled up 540 yards of total offense, to the Tribe's 232, to halt W&M's four-game winning streak.

Linebacker Trevor McLaurin returned an interception 14 yards for a touchdown to cut the Tribe's deficit to 21-7 in the third quarter, his first career pick and return for a score.

Jake Phillips hooked up with Josh Lustig on a 37-yard scoring pass to make it 28-14 midway through the fourth, before James Miller stepped in front of a Jankowski pass and raced 80 yards for a touchdown with 2:05 remaining to pull W&M within a score.

After a failed on-side kick attempt, W&M was able to force a Villanova punt, and the Tribe regained possession at its own 3-yard line with 1:32 left, but Phillips' second pass on the drive was intercepted and returned 15 yards for a touchdown by Rodney Badger to seal the win.

Miller's and McLaurin's touchdowns gave W&M two non-offensive touchdowns in a game for the first time since the 2003 season finale at Richmond, when the Tribe had a defensive and special teams score. It was Miller's second-career interception return for a touchdown with the first coming in the same 2003 victory at Richmond.

Lustig finished with five grabs for 92 yards, and junior tailback Elijah Brooks added 78 yards rushing on 14 attempts.

Miller led the team with 16 total tackles, and Ryan Nickell added 15 stops.



James Miller returns an interception 80 yards for a touchdown at Villanova last season.

	1	2	3	4	Final
William and Mary	0	0	7	14	21
Villanova	7	7	14	7	35

How They Stack Up

Category	W&M (A-10)	VU (A-10)
Scoring Offense	17.3 (11)	✓ 18.9 (8)
Rushing Offense	118.6 (8)	✓ 114.6 (9)
Passing Offense	194.6 (6)	✓ 192.1 (7)
Had Intercepted	4 (3)	✓ 6 (8)
Total Offense	313.1 (8)	✓ 306.7 (9)
Turnover Margin	0.86 (2)	✓ -0.71 (10)
3rd Down Effici.	37.8 (7)	✓ 33.3 (10)
Scoring Defense	23.0 (8)	✓ 24.9 (9)
Rushing Defense	207.4 (11)	✓ 122.6 (6)
Passing Defense	163.3 (3)	✓ 242.9 (12)
Total Defense	370.7 (10)	✓ 365.4 (9)
Net Punting	33.7 (5)	✓ 30.0 (10)
Penalties	36.7 (2)	✓ 34.9 (1)

Team Leaders

William and Mary

Rushing: Brooks (111 att., 551 yds, 5.0 avg., 6 TD, 78.7 /g)
Passing: Potts (96-59-1, 706 yds, 5 TD, 141.2 /g)
Receiving: Nicholas (22 rec., 320 yds, 14.5 avg., 4 TD, 45.7 /g)
Punt Ret: Cox (11 for 103 yards, 9.4 avg., 25 long)
Kick Ret: Holmes (16 for 288 yds, 18.0 avg., 32 long)
Kicking: Pritchard (3-6 FG; 16-16 XP)
Punting: Pritchard (37.0 avg., 54 long, 5 Inside-20)
Tackles: Allen (43 total, 23 solo)
Sacks: Tracy, Wright (2.5)
TFL: Tracy (9.5 for 45 yards)
INT: Allen, Riley, Tre. McLaurin, Wheeling, Tra. McLaurin (1)
PBU: Cox (5)

Villanova

Rushing: May (60 att., 330 yds, 5.5 avg., TD, 47.1 /g)
Passing: Burroughs (201-116-6, 1,328 yds, 6 TD, 189.7 /g)
Receiving: May (29 rec., 327 yds, 11.3 avg., 3 TD, 46.7 /g)
Punt Ret: Koroma (13 for 63 yards, 4.8 avg., 16 long)
Kick Ret: Koroma (20 for 421 yds, 21.0 avg., 38 long)
Kicking: Marcoux (2-6 FG, 10-11 PAT)
Punting: Ugarte (37.5 avg., 59 long, 8 Inside-20)
Tackles: Bacchus (57 total, 31 solo)
Sacks: Miller (3.5 for 23 yards)
TFL: Adams (10.0 for 41 yards)
INT: Bacchus, Badger (1)
PBU: Reaves (5)

Tribe Quick Facts

Location: Williamsburg, Va.
 Founded: 1693
 Enrollment: 5,700
 Colors: Green, Gold and Silver
 President: Gene R. Nichol
 Athletics Director: Terry Driscoll
 Stadium: Walter J. Zable Stadium at Cary Field (12,259)
 Conference: Atlantic 10 Football Conference
 First Season: 1893
 All-Time Record: 511-496-41
 2005 Record: 5-6 (3-5, A-10)

Wildcats Quick Facts

Location: Villanova, Pa.
 Founded: 1842
 Enrollment: 6,200
 Colors: Blue and White
 President: Rev. Peter Donohue, O.S.A.
 Athletics Director: Vince Nicastro
 Stadium: Villanova Stadium (12,000)
 Conference: Atlantic 10 Football Conference
 First Season: 1894
 All-Time Record: 527-431-41
 2005 Record: 4-7 (2-6, A-10)



More Notes on the Villanova Series

Unusual

As two of the more successful programs in the conference, Saturday's game will mark only the second time in the last 12 meetings between the two teams that neither will hold a national ranking. The last time this occurred was during the 2000 season, when the College posted a 48-41 overtime win.

Trendy

Despite the fact that W&M and Villanova annually feature some of the league's best and most sophisticated passing attacks, only twice in the last 12 meetings has the team that has attempted more passes in the contest won the game (with the only exceptions coming last season and in 1997, both Villanova wins).

The team with the most rushing yards has won 11 of the 12 games in the series, with the only exception being, again, the 1997 win by Villanova.

Sticky Fingers

In the meeting last season, the College's defense produced three interceptions, including two which were returned for touchdowns. Overall in the series with the Wildcats, the Tribe's defense has come away with 17 interceptions in the 12 all-time meetings since joining the league, against 10 yielded by the College.

While on the Subject

While discussing the passing game, and its history between the two schools, it is interesting to note that prior to the 2005 season, 10 of the A-10's previous 12 pass efficiency leaders came from either William and Mary or Villanova (seven from the College, three from Villanova).

Along the same lines, only twice since W&M joined the league in 1993 has there not been a quarterback from either William and Mary or Villanova earn postseason all-conference honors.

Tribe Team Notes

A Win Against Villanova Would:

- Record the team's eighth-straight win on Homecoming weekend. The Tribe's last loss on Homecoming weekend came in 1998, when New Hampshire came to Williamsburg and handed the College a 31-19 setback.
- Stand as the Tribe's fourth-straight home win over the Wildcats.
- Snap the Tribe's current eight-game conference losing streak. The College's last win in conference play came against Towson University on Oct. 22nd, 2005 (41-16).
- Snap the Tribe's current four-game conference home losing streak (the College's last home conference win was also Towson in '05).
- Avoid setting the team's worst ever start in conference play. William and Mary's current 0-4 conference record equals the start to the 2003 season. The Tribe rallied to take the final four games that season to finish with a 4-4 league mark and a 5-5 overall record.

Welcome Back

Saturday's contest will mark the 78th Homecoming in the Tribe's football history. Traditionally, the squad has thrived in the festive atmosphere that washes over Zable Stadium and surrounding areas for this special weekend, as it sports a 46-31 all-time record in Homecoming match ups. More recently, William and Mary has greeted its alumni with dominating performances as the program has won its last seven Homecoming tilts, including six of them by double-digit margins. Offensively, the team is averaging better than 33 points during the span. The team has only disappointed Homecoming crowds twice in the last 17 events, with the last loss coming in 1998, a 31-19 loss to New Hampshire.

As an alum, head coach Jimmye Laycock has missed his share of the periphery events on this big weekend, but has excelled when all eyes turned toward the game, as he sports a 18-8 all-time Homecoming record.

The Tribe's first homecoming game was held in 1926, a 14-0 win over George Washington University.

Selling Out

With a sell out crowd of 12,259 in place to witness the College's last home game against Hofstra on Sept. 30th, the Tribe ended the early season three-game homestand by averaging 11,508 fans per contest. By drawing 10,706 and 10,206 on consecutive weeks leading up to the game with the Pride, the College has now turned in three consecutive five digit crowds for the first time since the 1993 season, when W&M drew in excess of 11,000 on four consecutive home dates. The 1995 season was the last year the team had three crowds in excess of 10,000 in the same year.



Senior WR John Taylor ended his afternoon at JMU by bringing in this 5-yard touchdown pass from Mike Potts. Taylor turned in his best performance of the season against the Dukes, as he ended the day with season highs in receptions (3) and yards (35).

The Tribe in 2006

Overall:	2-5	
At home:	1 - 2
Away:	1 - 3
On grass:	0 - 1
On turf:	2 - 4
A-10 overall:	0 - 4
A-10 home:	0 - 2
A-10 road:	0 - 2

By Month:

September:	1 - 3
October:	1 - 2
November:	0 - 0
December:	0 - 0

When scoring first	2 - 2
When opponent scores first	0 - 3
When scoring 30+ points	1 - 0
When scoring less than 30 points	1 - 5
When leading at half	2 - 0
When trailing at half	0 - 5
When tied at half	0 - 0
When leading after 3 qtrs	2 - 1
When trailing after 3 qtrs	0 - 4
When tied after 3 qtrs	0 - 0
When out-passing opponent	2 - 3
When out-rushing opponent	1 - 0
When out-gaining opp. (total off.)	1 - 1
When out-gained by opp.	1 - 4
When leading TOP	0 - 2
When trailing TOP	2 - 3
With an individual 100-yd rusher	2 - 0
With an individual 200-yd passer	0 - 0
With an individual 100-yd receiver	0 - 0
With opponent 100-yd rusher	2 - 3
With opponent 200-yd passer	0 - 3
With opponent 100-yd receiver	0 - 2
When leading turnover ratio	0 - 3
When trailing turnover ratio	0 - 1

Scouting the Opponents

Maryland (5-2), vs. Florida State
Last Week: vs. North Carolina State, W/26-20

#15 Maine (5-2, 4-0), at Rhode Island
Last Week: vs. Hofstra, W/21-10

VMI (1-7), at Gardner-Webb
Last Week: vs. Charleston Southern, L/27-22

Hofstra (2-5, 1-3), at New Hampshire
Last Week: at Maine, L/21-10

#4 Massachusetts (6-1, 4-0), at Northeastern
Last Week: vs. Rhode Island, W/41-16

Liberty (3-4), at Coastal Carolina
Last Week: vs. Gardner-Webb, L/27-24

#5 James Madison (6-1, 4-0), at Richmond
Last Week: vs. William and Mary, W/31-17

Villanova (2-5, 1-3), at William and Mary
Last Week: vs. Towson, L/21-13

Towson (5-2, 2-2), at Delaware
Last Week: at Villanova, W/21-13

#25 Delaware (4-3, 2-2), vs. Towson
Last Week: at Richmond, W/28-24

#13 Richmond (5-2, 2-2), vs. James Madison
Last Week: vs. Delaware, L/28-24

Game Notes

With the announced attendance of 10,706 for the home opener with Maine, the College had its second-largest home opening crowd since the 1996 season. Only last year's number of 11,741, which witnessed the team's victory over Liberty, was better over the 10-year span.

The three games William and Mary has played under the lights at Zable have averaged 11,058 fans, nearly .902 of capacity.

Did You Know?

The College has had six crowds of 10,000-plus in its last nine home games ('04, vs. James Madison, 12,259; '05 vs. Liberty, 11,756; '05 vs. JMU, 12,287; '06 vs. Maine 10,706; vs. VMI 10,206; and '05 vs. Hofstra, 12,259), including three sellouts.

Ironically, of the remaining three games during this span that failed to attract a five-digit crowd, one was the home win over then No. 1 ranked New Hampshire, a game played in a torrential downpour.



Senior TE Matt Trinkle had a career-high 57 yards receiving on four catches at JMU.

Heartache on the Home Front

While on the subject of home games, the Tribe's last one, a 16-14 loss to Hofstra, continued what has been a heart-wrenching string of conference defeats for the College at home. The past four conference home games, all losses, have seen the Tribe fall by a total of seven points [JMU, 30-29; Delaware, 22-21; Maine, 20-17; Hofstra, 16-14]. The close scores have been indicative, as the Tribe had opportunities to win each of the four late in the fourth quarter.

Prior to the current four-game home slide against conference opponents, Laycock and his charges fashioned one of the strongest home field advantages in the league, as the Tribe had won .730 of its home conference contests (38-14). Currently, the team has a 38-18 all-time home record vs. the A-10.

Milestone

The Tribe's fourth game of the season, vs. Hofstra, stood as William and Mary Head Coach Jimmie Laycock's 300th in his career at the College. In 27 seasons at the helm, he has amassed a 177-124-2 record.

His tenure at the College is unmatched in terms of wins, as his career total of 177 is 132 more than the next closest coach (Rube McCray, 45 - 1944-50), or games coached, as the next closest total to his 302 is the 88 mentored by Jim Root from 1972 to 1979.

In terms of current conference head coaches, only Villanova's Andy Tally and his 239 career games of head coaching experience are within 100 of Laycock's total. Taking it one step further, of the remaining 10 conference head coaches, only Maine's Jack Cosgrove (155) has even half as many games of head experience.

Did You Know?

Saturday's game will mark the third time in as many weeks that the Tribe will participate in a Homecoming weekend. Two weeks ago, W&M managed to put a damper on Liberty University's reunion weekend, as it held on for a nail-biting 14-13 win in front of the largest crowd in the Lynchburg school's history (15,631). On Saturday, the Tribe fell to JMU on its homecoming weekend in front of an overflow crowd of 15,573.

In the Margin

The Tribe's 48-7 defeat at the hands of UMass stands as the College's largest margin of defeat since falling to Central Florida 52-7 in 2000. It was the program's worst loss to a I-AA team since being handed a 52-6 loss by Furman in 1999. The loss is its largest to a conference opponent since joining the league in 1993.

The 48 points the College surrendered is tied for the most ever allowed to a conference opponent, as it has allowed the same amount on three different occasions, most recently in the 48-29 loss at Rhode Island last season.

Team Offensive Notes

Did You Know?

The College is currently averaging 194.6 yards passing per game. In the 13 years since the College has joined the conference, the Tribe has averaged less than 200 passing yards a game only twice (1994 - 193.3; 1995 - 160.1).

Double Take

With junior quarterback Mike Potts having thrown for 706 yards and sophomore signal caller Jake Phillips having accounted for 656 passing yards through seven games, the College is on pace to have both throw for more than 1,000 yards this season. One has to go back to 1997 to find the last time two Tribe quarterbacks each breached the 1,000 yard mark in the same year (Steve Fill - 1,187 and Mike Cook - 1,070).

ATLANTIC 10 FOOTBALL CONFERENCE

South	A-10	Div.	Overall	H	A
James Madison	4-0	1-0	6-1	4-0	2-1
Richmond	2-2	0-1	5-2	3-1	2-1
Towson	2-2	1-0	5-2	2-2	3-0
Delaware	2-2	1-0	4-3	2-2	2-1
Villanova	1-3	0-1	2-5	0-3	2-2
William and Mary	0-4	0-1	2-5	1-2	1-3

North	A-10	Div.	Overall	H	A
Maine	4-0	1-0	5-2	3-0	2-2
Massachusetts	4-0	1-0	6-1	4-0	2-1
New Hampshire	2-2	0-1	5-2	2-1	3-1
Northeastern	2-2	1-0	3-4	2-0	1-4
Hofstra	1-3	0-1	2-5	0-2	2-3
Rhode Island	0-4	0-1	2-5	2-2	0-3

Around the Atlantic 10 This Week

Saturday, Oct. 28

*Hofstra at New Hampshire	12 p.m.
*Maine at Rhode Island	12 p.m.
*Massachusetts at Northeastern	1 p.m.
*Towson at Delaware	1 p.m.
*Villanova at William and Mary	1 p.m.
*James Madison at Richmond	3 p.m.

W&M's Atlantic 10 Ranking

Category	Rank	Average/G
Total Offense	8th	313.1
Passing Offense	6th	194.6
Rushing Offense	8th	118.6
Scoring Offense	11th	17.3
Pass Efficiency	10th	113.3
Third-down Conversion	7th	37.8 (37-98)
Fourth-down Conversion	11th	38.5 (5-13)
Red Zone Offense	6th	82.4 (14-17)
Sacks Against	5th	15
Total Defense	10th	370.7
Passing Defense	3rd	163.3
Rushing Defense	11th	207.4
Scoring Defense	8th	23.0
Pass Defense Efficiency	10th	133.0
Sacks	T-11th	8
Red Zone Defense	8th	81.5 (22-27)
Turnover Margin	2nd	0.86
Net Punting	5th	33.7
Kickoff Returns	7th	19.1
Punt Returns	7th	9.4
Kickoff Coverage	T-1st	15.7
Penalties	2nd	36.7
Field Goals	9th	.500 (3-6)
Time of Possession	12th	28:11

W&M Individuals in the A-10 Top 10

Category	Player	Rank	AVG/G
Rushing	Brooks	5th	78.7
All-Purpose Yards/Game	Brooks	9th	99.9
Passing Average	Phillips	9th	109.3
Scoring (TDs)	Brooks	T-7th	5.1
Scoring (Kicking)	Pritchard	T-9th	3.6
Punting	Pritchard	7th	37.0
Punt Returns	Cox	7th	9.4
Fumbles Recovered	Wright	T-2nd	2
	O'Neill	T-2nd	2
	Cox	T-2nd	2
Fumbles Forced	Allen	T-3rd	2
Interceptions	Allen	T-9th	1
	Tre. McLaurin	T-9th	1
	Tra. McLaurin	T-9th	1
	Wheeling	T-9th	1
	Riley	T-9th	1
Tackles For Loss/G	Tracy	T-4th	1.36
Passes Defended	Cox	T-8th	5



ATLANTIC 10 FOOTBALL CONFERENCE

A-10 Predicted Order of Finish

Northern	Southern
1. New Hampshire (22)	1. James Madison (17)
2. Massachusetts (5)	2. Richmond (9)
3. Maine	3. Delaware (1)
4. Hofstra	4. William and Mary
5. Rhode Island	5. Villanova
6. Northeastern	6. Towson

(First place votes)

Last Week's Results

Saturday, Oct. 21

- *James Madison 31, William and Mary 17
- *Delaware 28, Richmond 24
- *Maine 21, Hofstra 10
- *Northeastern 36, New Hampshire 35 (OT)
- *Massachusetts 41, Rhode Island 16
- *Towson 21, Villanova 13

Last Week's A-10 Players of the Week

Offense: Steve Baylark, RB, Massachusetts
 Defense: Akeem Jordan, LB, James Madison;
 Garrett Schultz, DB, Delaware
 Special Teams: Jason Pritchard, P, James Madison
 Rookie: Jared Bradley, RF, Delaware

A-10 in the National Polls

Sports Network (Oct. 16 Poll)

- 4. Massachusetts
- 5. James Madison
- 11. New Hampshire
- 13. Richmond
- 15. Maine
- 25. Delaware

Top 10 Career A-10 Coaching Victories (Through OCT. 21)

1. Bill Bowes (UNH, 1972-98)	97
2. "Tubby" Raymond (UD, 1966-01)	89
3. Andy Talley (VU, 1985-)	84
4. Jimmye Laycock (W&M, 1993-)	68
5. Jim Reid (UMass, 1986-91, UR, 95-03).....	61
6. Jack Cosgrove (UM, 1993-)	50
7. Tom Jackson (UC, 1983-93)	42
8. Hal Westerman (UM, 1951-66).....	41
Vic Fusia (UMass, 1961-70).....	41
10. Bob Griffin (URI, 1976-92).....	37

Active A-10 Coaches in Bold

All-Time Conference Standings (Through OCT. 21)

Team	Conf. Record	Pct.
Delaware	113-52-0	.685
Massachusetts	211-120-4	.636
William & Mary	68-42-0	.618
<i>Connecticut</i>	<i>158-115-10</i>	<i>.576</i>
Villanova	84-67-0	.556
James Madison	60-51-0	.541
New Hampshire	172-164-10	.512
Hofstra	22-25-0	.468
<i>Boston U.</i>	<i>143-177-7</i>	<i>.448</i>
Maine	153-187-7	.451
Richmond	70-96-0	.422
Northeastern	44-67-0	.396
Rhode Island	120-224-7	.352
<i>Vermont</i>	<i>27-63-2</i>	<i>.304</i>
Towson	5-15-0	.250

Former members in italics

Individual Offensive Notes

Battling Brooks

Facing one the league's top rated defenses, senior returning all-conference tailback Elijah Brooks turned in a spirited 19-carry performance which produced 99 yards and a rushing touchdown at JMU on Saturday. Also included in his afternoon was four catches for another 24 yards, giving him 123 all-purpose yards against the Dukes. He will enter Saturday's game with Villanova averaging 78.7 yards rushing per contest, which ranks fifth in the conference.

His numbers are made even more impressive by the fact that the College, as a team, has averaged just 118.6 yards rushing a game. He has accounted for just over half of the team's 204 total rushing attempts on the season with 112 through seven games and has six of the squad's seven rushing touchdowns.

He was one yard short of having back-to-back 100-yard efforts, as he gained 101 yards the previous week vs. Liberty on 23 carries. The effort at Liberty stands as the seventh 100-yard game of his career and second of the season, as he gained 146 yards in the team's win over VMI on Sept. 23.

The performance against the Flames also marked the fourth time in his career that he has scored two, or more, TDs in the same game.

His performance in Lynchburg not only powered the win for the College, but helped him reach a milestone, as he surpassed the 2,000 yard career rushing total. He currently has accounted for 2,156 yards in his Tribe career on 482 attempts (an average of 4.4 yds/carry). He is just 16 yards from breaking into the school's all-time top 10 rushing listing, as Phil Mosser's (1970-71) 10th-place total sits at 2,171.

Currently, Brooks is averaging 5.0 yards/attempt over his first 111 rushes this season, good for 551 yards. Brooks has gained an additional 121 yards on 17 receptions and has two kick returns for 27 yards, which pushes his season all-purpose total to 699 yards, an average of 5.4 yards a touch.

Did You Know?

Brooks' 551 rushing yards represents 66% of the team's total rushing output (830 yards). This is currently the highest percentage by an individual Tribe rusher since Hameen Ali accounted for 67% of the team's rushing total in 1998 (1,021 of 1,523).

Alvin Porch owns the school's highest single-season total percentage, as he accounted for an amazing 85% in rushing for 1,316 of the team's 1,547 total rushing yards in 1997.

Pin Point Potts

While still under 100 attempts on the season, junior quarterback Mike Potts has completed a stellar .615 of his passes (59-96). Should he maintain this percentage over the remaining four games and reach the minimum 150 attempts, he would rank fourth in the school's all-time single season completion percentage listing.

For his career, Potts has connected on .600 of his passes (144 of 240 attempts) for 1,632 yards and 13 TDs, against just three interceptions.

Saturday at James Madison, Potts made his second start of the season (his first came two weeks ago at UMass), completing 15 of 24 attempts for 187 yards and a touchdown. For the second-straight week, the team implemented a two-quarterback rotation, with Potts sharing the snaps with sophomore Jake Phillips.

Career Day


Senior all-conference tight end Matt Trinkle had a career-high 57 receiving yards on four receptions at JMU. Trinkle's previous single-game high was 55 yards vs. Northeastern in 2004.

On the season, Trinkle has accumulated 15 grabs for 148 yards. His 148 receiving yards already equals his 2005 season total. His career high for catches is 21 (set last season), while his single-season yardage standard is 171 (set in 2004).

Outside the Numbers

Redshirt freshman wide receiver R.J. Archer had yet another solid afternoon at James Madison, providing more production than his final stat sheet line of two catches for 22 yards shows. The young receiver induced a pair of pass interference calls against James Madison cornerbacks as he used his speed to slip behind the defense. On each occasion, the flag came after strong deep throws (one each from Potts and Phillips) nearly found Archer along the sideline, inside the Dukes' 10-yard line.

Archer continues what has been an impressive first season, as he now has caught at least one pass in all seven games and has 14 catches for 208 yards. His average of 14.9 yards a catch is the top mark on the team.



Senior RB Elijah Brooks rushed for 99 yards and a touchdown in the loss to James Madison on Saturday. Brooks needs 16 yards to enter the College's career rushing top 10.

Game Notes

Team Defensive Notes

Youthful Contributions

A look down the Tribe's depth chart for Villanova reveals 13 underclassmen, consisting of either sophomores, redshirt freshmen or true freshmen, in the 22 possible spots. So, not surprisingly, four of the Tribe's top five tacklers through seven games are all underclassmen. Sophomore safety Kevin Allen continues to lead the squad with 43 total tackles, while redshirt freshman Adrian Tracy, sophomore linebacker Michael Pigram, sophomore corner Derek Cox and senior Chris Ndubueze are all second with 42 tackles each.

Tracy leads the team with 9.5 total tackles for loss and is tied for the team lead with 2.5 quarterback sacks, while Allen has recorded a team-best two forced fumbles to go along with a pick and two pass break-ups. Pigram has forced a fumble and tallied 2.5 tackles for loss, while Cox leads the team with 27 unassisted tackles and five pass break-ups.



Senior LB Chris Ndubueze was named the coaching staff's defensive player of the week after recording 10 tackles at JMU.

Veteran Linebackers Step Up at Madison

Although the Tribe's younger defenders have certainly been garnering high amounts of praise this season, it was two senior linebackers that stole the show on the defensive side of the ball at JMU on Saturday. The all-conference duo of Chris Ndubueze and Travis McLaurin combined for 19 total tackles, 1.5 tackles for loss and an interception in the defeat. Ndubueze, who was an All-Atlantic 10 selection in 2004, was named the coaching staff's defensive player of the week after recording 10 stops, including eight unassisted, and a solo stop behind the line of scrimmage, while McLaurin, an all-league pick in 2003, tallied nine total tackles and returned an interception nine yards, his first pick since the 2003 campaign.

Tribe Hosts Block Party at Liberty

Two of the more significant plays in the Tribe's victory at Liberty turned out to be blocked kicks. Redshirt freshman C.J. Herbert blocked an extra point try by Liberty in the second quarter, which ultimately proved to be the difference in the one-point win. Travis McLaurin also denied a 35-yard field goal attempt by the Flames in the third quarter. Herbert has two of the Tribe's three blocked kicks this season, as the rookie also rejected a field goal try by Hofstra on Sept. 30. The Tribe's three blocks are one shy of its 2005 season total, although three of those were blocked punts. The last time the Tribe blocked three placement kicks in the same season was 2004, when the team denied four. The last time W&M blocked two kicks, of any kind, in the same game was at Rhode Island in 1996, when the Tribe blocked two punts. The last player to block two kicks in a season was Stephen Cason in 2002.

Tribe Leads Conference in Kickoff Coverage

W&M continues to lead the Atlantic 10 in kickoff coverage, surrendering an average of 15.7 yards per return. JMU gained 57 yards on three returns on Saturday, a week after Liberty managed only 29 total yards on three kickoff returns. Overall, W&M has surrendered 329 yards on 21 kickoff returns this season, including a long of just 25 yards by VMI's Tim Maypray on Sept. 23. Last season, W&M allowed 20.1 yards per kickoff return on average and yielded a season-long of 53 yards.

Tribe Has Four With Double-Digit Tackles vs. Liberty

For the first time this season, the Tribe had four defenders with double-digit tackle games in the win at Liberty. Sophomore Derek Cox tallied a career-high 14 tackles, seniors Alan Wheeling and Ndubueze each had 11 and sophomore Michael Pigram finished with 10, his second double-digit tackle game in the last three outings. The last time W&M had four with double-digit tackles was a 22-21 loss to Delaware last season.

It was only the second time this season that W&M had at least two players with double-figure tackle games, as Pigram and redshirt freshman Adrian Tracy each recorded 10 tackles vs. Hofstra. Both marks were career-highs for Tracy and Pigram. Last season, the Tribe had two, or more, players with double-figure tackles on six different occasions.

Did You Know?

The Tribe had six defenders record, or tie, career-highs in tackles at Liberty, including Derek Cox (14), Alan Wheeling (11), Michael Pigram (Tie-10), Josh Larkins (Tie-7), Sean Lissemore (5) and David Houff (4).

Been a While

When redshirt freshman defensive tackle, C.J. Herbert blocked a Hofstra field goal attempt in the third quarter, it marked the Tribe's first blocked field goal attempt since 2004. The last blocked field goal was by current senior defensive tackle Brian Williamson, who rejected a 33-yard attempt by Villanova on Oct. 11, 2004.

Tribe Record Watch

Touchdown Receptions

1.	Rich Musinski, 2000-03	31
2.	Dave Conklin, 1996-99	27
3.	Harry Mehre, 1985-88	26
4.	Mike Tomlin, 19991-94	20
5.	Chris Rosier, 1997-2000	19
6.	Vito Ragazzo, 1948-50	18
7.	Josh Whipple, 1994-96	17
8.	Dominique Thompson, 2001-04	16
9.	Joe Nicholas, 2004- Kurt Wrigley, 1980-82	15
10.	Corey Ludwig, 1991-93 Glen Bodnar, 1982-84	14

Receptions

1.	Rich Musinski, 2000-03	223
2.	Dave Conklin, 1996-99	190
3.	Jeff Sanders, 1981-84	175
4.	Chris Rosier, 1997-00	174
5.	Michael Clemons, 1983-86	172
6.	Harry Mehre, 1985-88	161
7.	Glenn Bodnar, 1982-84	145
8.	Kurt Wrigley, 1980-82	141
9.	Joe Nicholas, 2004- Terry Hammons, 1991, 1993-95 Corey Ludwig, 1990-93	140

Receiving Yards

1.	Rich Musinski, 2000-03	4168
2.	Dave Conklin, 1996-99	3269
3.	Chris Rosier, 1997-00	2884
4.	Harry Mehre, 1985-88	2748
5.	Jeff Sanders, 1981-84	2352
6.	Corey Ludwig, 1990-93	2349
7.	Terry Hammons, 1991, 1993-95	2134
8.	Dominique Thompson, 2001-2004	2123
9.	Mike Tomlin, 1991-94	2054
10.	David Knight, 1970-72 Joe Nicholas, 2004-	1850

Career 100-Yard Receiving Games

1.	Rich Musinski, 1999-2003	21
2.	David Conklin, 1995-1999	12
3.	Chris Rosier, 1996-2000 Mark Compher, 1987-1990	8
5.	Josh Whipple, 1992-1996	7
6.	Joe Nicholas, 2004-	6



Tribe Record Watch

Career 100-Yard Rushing Games

1. Derek Fitzgerald, 1991-1995	19
2. Robert Green, 1988-1991	15
3. Alvin Porch, 1993-1997	14
4. Jim Kruis, 1975-1977	11
5. Troy Keen, 1992-1995	10
6. Tyrone Shelton, 1987-1990	9
7. <i>Elijah Brooks, 2004-</i>	7
Michael Clemons, 1983-1986	7

Career Rushing Yards

1. Derek Fitzgerald, 1992-95	3744
2. Robert Green 1988-90	3543
3. Troy Keen, 1992-95	2949
4. Alvin Porch, 1994-97	2750
5. Jon Smith, 2001-2004	2546
6. Tyrone Shelton, 1987-90	2534
7. Jim Kruis, 1975-77	2404
8. Bill Deery, 1972-74	2401
9. Hameen Ali, III, 1997-00	2216
10. Phil Mosser, 1970-71	2171
<i>Elijah Brooks, 2004-</i>	<i>2156</i>

Career 200-Yard Passing Games

1. David Corley, 1998-2002	31
2. Chris Hakel, 1987-1991	24
3. Mike Cook, 1994-1998	22
4. Stan Yagiello, 1982-1985	20
5. Lang Campbell, 2001-2004	18
6. Shawn Knight, 1990-1994	13
7. Kenny Lambiotte, 1985-1986	7
David Murphy, 1981-1983	7
9. Craig Argo, 1986-1989	6
10. <i>Jake Phillips, 2005-</i>	<i>5</i>
Mike Potts, 2004-	3

Tribe Honor Roll

Atlantic 10 Rookie of the Week

Adrian Tracy, DE, Sept. 24

2006 Preseason Honors

Cody Morris, Sr., OL

Preseason Second Team All-American (Sports Network)

Preseason Second Team All-American (I-AA.org)

Preseason All-Atlantic 10

Individual Defensive Notes

Ndubueze Strong in First Two Starts

Senior Chris Ndubueze has started the last two games at outside linebacker, his first two starts since the 2004 season, and responded with two standout performances. He earned the coaching staff's defensive player of the week award after recording a team-high 10 total tackles, including eight unassisted stops and a solo TFL, at JMU. Two weeks ago at Liberty, Ndubueze shined in his first start with a season-high 11 total tackles. He recorded a pair of unassisted stops at Liberty, including a quarterback sack that resulted in a 7-yard loss on a third down play. An all-conference performer in 2004, Ndubueze missed the entire 2005 season (personal reasons) but has come back with a solid senior season this fall, ranking second on the squad with 42 total tackles after tallying 19 stops in his last two games.

Travis McLaurin Gets Second-Career Pick at JMU

Senior Travis McLaurin has done an admirable job since taking over the starting middle linebacker duties after sophomore Josh Rutter was lost with a knee injury against VMI on Sept. 23, but McLaurin turned in perhaps his best effort of the season at JMU on Saturday, recording a season-high nine total tackles and an interception. The pick was McLaurin's second, but first since the 2003 season, when he also earned All-Atlantic 10 honors. After missing the entire 2005 season rehabbing a knee injury, McLaurin has been solid in the middle of the defense this season with 36 total tackles.

Tracy Continues to Shine in Rookie Season

Redshirt freshman Adrian Tracy continues to emerge as one of the bright young stars in the Atlantic 10 and he once again backed it up with a strong performance against JMU. Tracy recorded four total tackles from his defensive end position with 2.5 tackles for loss, including two unassisted behind the line of scrimmage. With a team-best 9.5 tackles for loss this season, Tracy is tied for fourth in the Atlantic 10 in that category, averaging 1.36 per game. Tracy's total of 9.5 tackles for loss is the top mark by a rookie in the A-10 and his 42 total tackles is the second-best mark by a freshman in the league, but first among rookie defensive linemen.

Tracy has recorded at least a half-tackle for loss in six of seven games this season with the only exception being the loss to Maine on Sept. 16. He matched his season-high with 2.5 tackles for loss Saturday, a mark he also reached against VMI on Sept. 23, which earned the Atlantic 10 Rookie of the Week award. Tracy earned the A-10 award after recording a team-high nine tackles, including five unassisted stops and 1.5 quarterback sacks against the Keydets. He followed with a career-high 10 total tackles against Hofstra on Sept. 30 and had a pair of stops, including an assist behind the line of scrimmage, at UMass.

Tackles Continue to Add Up For Cox

Sophomore corner Derek Cox continued his recent standout play at JMU on Saturday with seven more total tackles, including five unassisted. Over his last three games, Cox has now tallied 30 total stops with 19 of those tackles coming unassisted. He recorded a team and career-high 14 tackles in the win over Liberty two weeks ago, including an eye-catching nine solo tackles. On Oct. 7 at UMass, Cox posted a then career-best nine total tackles in the loss to the Minutemen. Cox also broke up a pass attempt to earn the coaching staff's defensive player of the week award for the UMass game.

Cox has been one of the unit's most consistent players in his second season in the secondary, tallying 41 tackles, including a team-high 27 unassisted stops, with a team-best five pass break-ups. Cox ranks eighth in the Atlantic 10 in passes defended.

The speedy sophomore has also been a valuable special teams weapon for the Tribe this season, ranking seventh in the A-10 in punt return average. Cox is averaging 9.4 yards per return and ripped off a season-long 25-yarder in Saturday's loss at JMU.

Wheeling Has Career-Day at Liberty

Senior safety Alan Wheeling had his best game since moving to safety during preseason camp, and perhaps the best game of his career, in the 14-13 win at Liberty. Wheeling recorded a career-best 11 total tackles, notching the first double-digit tackle game of his career, and had an interception, the third of his career. Wheeling returned the pick 33 yards to the Liberty 37 yard line in the second quarter to set up the Tribe's first touchdown. He had four unassisted stops in the victory. Wheeling's previous career-high for tackles was seven in the 38-35 overtime win over Northeastern in 2004. He ranks sixth on the team with 38 total tackles and his 33-yard interception return was the team's longest this season. Wheeling recorded six stops in the loss at JMU, including an assist on a stop behind the line of scrimmage.



Senior LB Travis McLaurin is tackled after a 9-yard interception return at JMU on Saturday. McLaurin recorded nine tackles in the contest.

Game Notes

Defensive Tribal Tidbits

The following are short notes from throughout the season on defensive players:

- Chris Ndubueze was the first upperclassman to lead the team in tackles this season with 10 against JMU.
- Travis McLaurin's interception at JMU was the second of his career, but first since 2003 (VMI).
- Adrian Tracy has recorded at least a half-TFL in five straight games after posting a season-high tying 2.5 at JMU.
- Derek Cox is averaging 10 tackles per game over the last three contests and has 19 unassisted stops in that span.
- David Houff has started the last two games at strong safety, the first two starts of his career.
- Travis McLaurin's blocked field goal vs. Liberty was the second of his career (VMI, 2003).
- Michael Pigram's 10 unassisted tackles (of 11 total) are a season-high for the Tribe.
- Derek Cox's nine solo tackles (of 14 total) at Liberty were one shy of the Tribe's season-high for solos.
- C.J. Herbert is the first Tribe player with two blocked kicks in a season since Stephen Cason in 2003.
- A redshirt freshman or sophomore has led the Tribe in tackles in six of seven games this season.
- Alan Wheeling's 33-yard INT return at LU was the longest since James Miller's 80-yard return at Villanova last year.
- David Caldwell and Max Harris are the first two true freshman defenders to see playing time at corner since Hasani Cameron in 1998.



True freshman David Caldwell returns a kickoff Saturday at JMU. The rookie is averaging 25.5 yards on six returns over the last two games.

National Rankings

Sports Network I-AA Top 25 (Oct. 23)

Team (First Place Votes)	2006 Record	PR
1. Appalachian State (82)	7-1	1
2. Montana (4)	6-1	2
3. Illinois State (12)	6-1	3
4. Massachusetts (3)	6-1	6
5. James Madison	6-1	8
6. North Dakota State (3)	6-1	9
7. Northern Iowa	5-2	14
8. Furman	6-2	12
9. Cal Poly	5-2	4
10. Youngstown State	6-2	5
11. New Hampshire	5-2	7
12. Tennessee-Martin	6-1	16
13. Richmond	5-2	10
14. Eastern Illinois	5-3	17
15. Maine	5-2	19
16. UC Davis	4-3	18
17. Hampton	7-1	11
18. Princeton	6-0	22
19. Southern Illinois	5-2	13
20. San Diego	7-0	21
21. Portland State	5-3	23
22. Coastal Carolina	5-2	24
23. Harvard	5-1	15
24. Montana State	5-3	NR
25. Delaware	4-3	NR

W&M In the Rankings in 2006

Week	Sports Network
Preseason	RV
Sept. 4	RV
Sept. 11	RV
Sept. 18	RV
Sept. 25	-
Oct. 2	-
Oct. 9	-
Oct. 16	-
Oct. 23	-
Oct. 30	-
Nov. 6	-
Nov. 13	-
Nov. 20	-
Final	-

Sports Network 2006 Preseason Top 25

Team (First Place Votes)	2005 Record	PR
1. Appalachian State (68)	12-3	1
2. New Hampshire (14)	11-2	5
3. Montana (5)	8-4	12
4. Northern Iowa (3)	11-4	2
5. Furman (1)	11-3	3
6. Cal Poly (3)	9-4	6
7. Youngstown State	8-3	14
8. James Madison	7-4	25
9. Illinois State	7-4	22
10. Massachusetts	7-4	19
11. McNeese State	5-4	NR
12. Georgia Southern	8-4	9
13. Hampton	11-1	10
14. Eastern Illinois	9-3	16
15. Richmond	9-4	8
16. Delaware	6-5	NR
17. Southern Illinois	9-4	7
18. Texas State	11-3	4
19. North Dakota State	7-4	NR
20. Eastern Kentucky	7-4	NR
21. UC Davis	6-5	NR
22. Montana State	7-4	18
23. Grambling State	11-1	11
24. Nicholls State	6-4	17
25. Coastal Carolina	9-2	24



Head Coach Jimmye Laycock

William and Mary Head Coach Jimmye Laycock

27th Season

Career Record: 177-124-2 (.593)



Comments from Monday's Atlantic 10 Conference Call:

Q: What positives were you able to take from Saturday's game at James Madison?

A: I thought there were times that we played well against a very good JMU team. We put together a 97-yard drive and we were able to move the ball fairly well on the ground. I think Elijah Brooks had close to a hundred yards rushing [99 yards on just 19 attempts], and there were a lot of positive things that the defense was able to do; we got a big interception [from senior middle linebacker Travis McLaurin] and [senior linebacker] Chris Ndubueze played well for us; he had some good stops. But, overall, we just couldn't put enough of plays together to get the win.

Q: Do you have reason to believe that you are close [to winning more games] and things just haven't worked out for various small reasons in the last twelve months, or do you have reasons to believe you have some serious issues and there needs to be some overhauls?

A: No, no, I don't. I think we're getting better. I think we played better against JMU than we did against Liberty [a game William and Mary won, 14-13]. In fact, looking at that type of thing, one is a win and one turns out to be a loss. I think we're improving, but I think we've still got a ways to go.

Q: You talked about Elijah Brooks and the running game, he had 19 carries and 99 yards against James Madison and 101 yards the week before, against Liberty. Is that a sign that the offensive line is starting to make some progress?

A: There are a lot of new guys in there working together. We have an outstanding center in [two-time all-conference selection] Cody Morris. Cody is very, very good, very consistent. The rest of the guys are still getting better and I think they are getting better with the running game. We were probably more hurt in the pass game with some protection breakdowns and some other problems at James Madison, but overall, I think our line is getting better.

Q: After two weeks of alternating the quarterbacks [junior Mike Potts and sophomore Jake Phillips] are you starting to see some separation of them in practice over these past few weeks or in the game?

A: Not in practice, no. I thought both of them did well against Liberty. Against JMU, Mike's numbers were better, but I think Jake got caught up in some missed blocks when he was in there as far as the protection. It seems like [the breakdowns] hit him at the wrong time. I think, number wise, Mike was a little bit better, but we'll still look at it this week and we'll still alternate it this week.

Q: What is Joe Nicholas' status after suffering an apparent injury at JMU?

A: Right now, I don't know. He went down early in the second quarter and he tried to come back in second half and couldn't go. It was some variety of a hip injury and I don't know what his status will be this week.

Q: You talked about the young players you have. Putting aside the wins and losses, are you seeing things from these players that as they're getting more game experience they are improving?

A: Oh yeah, I think some of them are. I think [sophomore cornerback] Derek Cox is really coming along and really getting better. [Redshirt freshman] Defensive end Adrian Tracy is showing signs of playing really well. Also, sometimes, his inexperience shows up. But that's part of it, sometimes you play with young guys sometimes you have veterans. But just because they are older doesn't mean they play real well and just because they are young doesn't mean they don't play well. You play with what you have and work on trying to get better; that's all we're trying to do.

Q: Mike Potts was not sacked on Saturday, yet Jake Phillips was sacked [six times], did Potts do something different or did JMU do something different when Jake was in the game that maybe they didn't do when Mike was in, or did Mike just do a better job of getting rid of the ball?

A: We did a better job of blocking for Mike Potts for some reason. We picked up a couple of stunts when Jake was in, but I don't think [the sacks] had anything to do with the quarterback.

Q: Looking ahead to this week with Villanova, what do you see from them on tape?

A: I see a very good team. I see a team somewhat similar to us at times. They have done very well. They play hard. They play hard all the time. I've looked at the defense more than anything else and they play very hard on defense run the ball well and play very well. Offensively, I think [senior quarterback Marvin] Burroughs has evolved into an outstanding quarterback who can make all the plays, throwing or running. I know they have a few receivers hurt but it looks like they've stepped in with other quality receivers that can make plays. It looks like a very, very good football team and we only have to go back a year to see how they handled us up there [35-21 loss in Villanova]. So, we got our hands full coming home.

Q: You saw Marvin Burroughs two years ago and obviously he missed last year, how has he grown as a QB?

A: He's making better decision, he's throwing the football more accurately and he is making very good decisions as when to pull down and run and when to make things happen. He has added a big dimension to their offensive with his running ability.

The Laycock File

Hometown: Hamilton, VA

Alma Mater: William and Mary (1970)

Graduate Degree: Clemson (1972)

Playing Career

1966-69 Lettered at both DB and QB at W&M

Coaching Career

Year	Position, School
1970	Offensive coach, Newport News High School
1971-72	Graduate Assistant, Clemson University
1973-74	Offensive Backfield Coach, The Citadel
1975-76	Quarterbacks Coach, Memphis State
1977-79	Offensive Coordinator, Clemson University
1980-	Head Coach, College of William and Mary

Winningest Active Division I / I-AA Coaches

(By Victories - Through Oct. 21)

1. Bobby Bowden (Florida State)	363
2. Joe Paterno (Penn State).....	359
3. Mike Kelly (Dayton)	234
4. Bob Ford (Albany)	215
5. Frank Beamer (Virginia Tech)	193
6. Al Bagnoli (Penn).....	189
Joe Taylor (Hampton).....	189
8. Walt Hameline (Wagner)	179
9. Dennis Franchione (Texas A&M).....	178
10. Jimmye Laycock (W&M)	177

Division I / I-AA Coaches Most Years at Current Schools

1. Joe Paterno (Penn State, 1966-2005).....	40
2. Bob Ford (Albany, 1973-2005)	33
3. Bobby Bowden (Florida State, 1976-2005)	30
4. Jimmye Laycock (W&M, 1980-2005)	26

Career A-10 Coaching Victories (Through Oct. 21)

1. Bill Bowes (UNH, 1972-98)	97
2. "Tubby" Raymond (UD, 1966-01)	89
3. Andy Talley (VU, 1985-)	84
4. Jimmye Laycock (W&M, 1993-)	68
5. Jim Reid (UMass, 1986-91, UR, 95-03).....	61

Laycock in the NCAA I-AA Playoffs

Year	Round	Opponent, Result
1986	First Round	Delaware, 17-51 (L)
1989	First Round	Furman, 10-24 (L)
1990	First Round	Massachusetts, 38-0 (W)
	Quarterfinals	Central Florida, 38-52 (L)
1993	First Round	McNeese State, 28-34 (L)
1996	First Round	Jackson State, 45-6 (W)
	Quarterfinals	Northern Iowa, 35-38 (L)
2001	First Round	Appalachian State, 27-40 (L)
2004	First Round	Hampton, 42-35 (W)
	Quarterfinals	Delaware, 44-38, 2 OT (W)
	Semifinals	James Madison, 34-48 (L)

Laycock vs. The Atlantic 10

Team	W	L	T
Delaware	11	15	0
Hofstra	2	2	0
James Madison	12	15	0
Maine	5	2	0
Massachusetts	4	6	0
New Hampshire	9	2	0
Northeastern	10	2	0
Rhode Island	9	2	0
Richmond	19	7	0
Towson	3	0	0
Villanova	9	6	1

Making An Impact: Facility Upgrades

The Jimmie Laycock Football Center

On Friday, Sept. 15, ground was broken on the Jimmie Laycock Football Center, a future 30,000-square foot complex that will be located at the northwest corner of the stadium on what is the Tribe's football practice field at a cost of \$11 million.

The ceremony was attended by many prominent alumni and former players, as well a number of friends and donors to the Athletics Department.

The center will provide a new home for team and coaches lockers, an athletic training room, an equipment storage area, coaches offices, conference rooms, and administrative support areas – as well as an entrance that will include a Tribe Football Hall of Fame space. The project is scheduled to be finished in the fall of 2007.

The two-story football complex was designed by Moseley Architects out of Virginia Beach and HOK Sport, an internationally renowned architectural firm based in Kansas City, Mo., whose clients include sports venues at nearly every level, including Oriole Park at Camden Yards.

Officials worked closely with the building designers to ensure the complex complements the architecture of Zable Stadium and conforms to the campus design guidelines.

FieldTurf Installation at Zable Stadium

During the spring, the W&M Athletics Department announced plans for the conversion of the natural grass playing surface in Zable Stadium to a state of the art, synthetic playing surface for the 2006 football season.

In July, the installation of the new playing surface, FieldTurf Pro, was completed, giving the Tribe one of the nation's finest playing fields. The installation, at an estimated total cost of \$840,000, was performed by Ballard Sports out of Cary, N.C.

FieldTurf features a non-abrasive fiber surface that resembles natural grass blades. Its blend of specially treated Polyethylene fibers prevents abrasions, or "rug burn". Unlike traditional synthetic turf, which relied on an underlying shock pad for player comfort and safety, FieldTurf grass fibers are surrounded and stabilized by a special blend of "synthetic earth" – a mixture of smooth, rounded silica sand and rubber granules. The sand and rubber are precision layered and provide a stable, resilient, uniform, shock-absorbing surface.

The Tribe's playing field is the same surface used by 24 NFL teams, including the Detroit Lions, host of Super Bowl XL in 2006. It is a football-dedicated surface and only has markings specific to the sport.

The FieldTurf project is the second major completed upgrade at the venerable stadium, as last season saw the school raise \$650,000 to place permanent light fixtures at Zable.



President Gene R. Nichol and Walter Zable were among the many guests for Friday's ground-breaking ceremony for the Jimmie Laycock Center.

The Laycock Center Facts

Overview

- Total Estimated Cost: \$11 million
- 30,445 square foot, two-story building
- Building will house football offices, meeting space, training room, equipment room and locker room

Office Space

- Eight coaches offices, including 500 square foot head coaching suite with balcony view into Zable Stadium
- Assistant coaches offices will overlook practice field
- All offices will be networked into a state-of-the-art video system
- 300 square foot video production room

Meeting Spaces

- One 2,500 square foot team meeting room with wall-to-wall carpet
- Four additional position meeting rooms, averaging 300 square feet
- All meeting areas networked with video system
- 900 square foot recruiting lounge with window and balcony overlooking Zable Stadium

Lobby

- 1,650 square foot area serving as grand entrance with circular stairwell to offices
- Sky lights
- Will display prominent moments from program's proud history

Training Room


- 3,900 square foot state-of-the-art room, featuring 2,800 square foot treatment and taping area
- Hydro-therapy room
- Doctor's exam room
- Staff lockers

Locker Room

- 4,200 square foot carpeted room with 100 lockers
- Breakout meeting space
- Cable television
- Full bathroom/shower and drink station

Equipment Room

- 2,300 square foot area with washers, dryers and lockers
- Walk-up, pass-through laundry station
- Abutting loading dock access



MOSELEY / HOK



Josh Wright, Senior, Defensive End

Q: What is your hometown?: I was born in Madison Heights, VA, but currently my family lives in Lynchburg, VA.

Q: What is Madison Heights' claim to fame?: I would have to say Hog Town, which is kind of the downtown area of the town. Both my father and grandfather grew up there. I have no idea why they call it Hog Town, but it is a rough place.

Q: In high school, what non-athletic club were you a part of?: Well, I played four high school sports (football, wrestling, soccer and baseball) and literally didn't have time for anything else.

Q: What were your summers like?: I worked with my father as a painting contractor. We painted probably every building at Randolph-Macon Women's College. That was some kind of hard work. Walking all our equipment up five stories in buildings without air conditioning, then painting all day in 120-degree heat made practicing football for four hours in an afternoon seem easy. Going to practice was a pleasant break. Working with my father all those years really helped me form a strong work ethic.

Q: Since you came to Williamsburg and started to spend your summers on campus, you started your own business. Can you explain what it is and how you built it up?: I do nearly any kind of odd job you could name, from moving furniture, to mowing lawns or power washing decks. I started it because I really wasn't interested in working for someone else, at minimum wage, and be told what to do all day long. Three summers ago, I started taking odd jobs around the community, and basically, by word of mouth, I grew a fairly sizeable collection of people who came to me with work. This summer, I had to add a couple of other guys on the team to my workforce to keep up with it all.

Q: What was the last book you read for pleasure?: Undaunted Courage by Stephen Ambrose. It is about the story of Lewis and Clark expedition across the American continent. I am a big history fan and I was really interested in the part of the book where they describe going through areas close to my hometown (Charlottesville and Abermarle County). Also, it was amazing what they went through to finally achieve their goals. There were times where they fought the urge to just turn back, and others that they probably just wanted to sit down and wait for death, but they persevered and achieved greatness.

Q: What other sort of history interests you?: I really enjoy anything about human history. It is sort of like an organism, how it grows and evolves. When you are younger, you learn that certain events happened on certain dates, but when you take a closer look at these events, you learn about all the cause and effects that went into making a certain moment in time significant.

Q: What is your major?: Art and Art History. I also blend in architecture. I eventually hope to get into landscape design. My plan is to join a firm when I graduate and learn more about the business, then possibly go back to school and get an advanced degree.

Q: What one thing will you take from your experiences from being a football player at William and Mary?: Learning how to ride the ups and downs of life. There are ups and downs nearly every day in practice and throughout the week during a season. I've learned to stay focused and maintain a positive attitude, no matter what the circumstances.

Q: What one piece of advice do you try and impart on the younger players?: Not to get down on yourself. Don't let setbacks get you down and always stay focused on improving yourself.

Q: You are house mates with senior safety Zach Stout, do you have any household competitions with each other?: Yes, we like to argue a lot. Zach and I argue about everything from religion to video games.

Q: What is the one thing you enjoy to do with your down time?: Watch the History Channel.


Q: What series has been your favorite?: Engineering an Empire. They go through all the politics and engineering of all the great civilizations of history and show how they grew to greatness.

Q: Where is one trip you would like to take, if you could go anywhere?: I would love to go and tour the historical areas of the bible, Jerusalem and the Sea of Galilee, etc ...

Q: What was the last thing you've built from scratch?: Zach Stout bought a projection screen TV, so we built our own screen for it. The screen is probably 10 feet wide, or more. We also painted the walls of the television room to make it more accommodating to the projection. When we watch football, the payers are bigger than life, it is like sitting in the stands of the game.

Q: What is your favorite movie?: I am a huge John Wayne fan, I like any movie that he has made.

Q: What has been your favorite class at William and Mary?: Professor Pieces' Architecture Classes ... He has taught several types of classes and I've taken all of them.



Tribe Alphabetical Roster

No.	Name	Pos.	Elg.	Ht.	Wt.	Hometown	High/Prep School
41	Alexander, Sheldon	DB	Fr. (R)	6-1	205	Gordonsville, Va.	Woodberry Forest
36	Allen, Kevin	DB	So. (R)	6-2	205	Richmond, Va.	Highland Springs
65	Allison, Kyle	DL	Fr.	6-2	280	Burke, Va.	Lake Braddock Secondary
26	Alvarado, Michael	DB/WR	Fr.	6-0	180	Gaithersburg, Md.	Gaithersburg
16	Archer, R.J.	WR	Fr. (R)	6-2	205	Earlsville, Va.	Albemarle
86	Atchison, Andrew	TE	Jr.	6-7	250	Charlottesville, Va.	Albemarle
88	Boykin, Obie	DB	So. (R)	6-3	205	Williamsburg, Va.	Surry County
9	Brooks, Elijah	RB	Sr. (R)	5-9	215	Largo, Md.	DeMatha
95a	Brooks, Sean	DL	So.	6-4	210	Poquoson, Va.	Poquoson
49	Bynum, Raphael	FB	Fr. (R)	5-9	225	Stafford, Va.	North Stafford
19	Caldwell, David	DB	Fr.	5-11	200	Montclair, N.J.	Lawrenceville School
7	Callahan, Mike	QB	Fr.	5-11	190	Mountville, Pa.	Hempfield
67	Cochran, Brent	OL	Jr. (R)	6-5	300	Reston, Va.	South Lakes
32	Coley, Delmus	RB	Sr. (R)	5-8	198	Virginia Beach, Va.	Floyd Kellam
88a	Conyers, Terreon	WR	Fr.	5-11	190	Norfolk, Va.	Booker T. Washington
7a	Cottingham, Ben	DB	Fr.	5-9	175	Abingdon, Md.	Edgewood
37	Cox, Derek	DB	So. (R)	6-1	185	Winterville, N.C.	J.H. Rose
15	Davis, Corey	WR	Sr. (R)	6-1	200	Chesapeake, Va.	Deep Creek
54	Dewispelaere, Nicholas	LB	Fr.	6-0	205	Virginia Beach, Va.	Floyd Kellam
3	Dill, Marshall	WR	Fr.	5-10	170	Woodbridge, Va.	C.D. Hylton
81	Dohse, Cameron	WR	Fr.	6-0	180	Clifton, Va.	Centreville
45	Falbo, Graham	FB	Jr. (R)	6-0	235	Centreville, Va.	Westfield
59	Foley, Jacob	OL	Fr.	6-1	260	Collinsville, Va.	Bassett
13	Francks, Evan	DB	Fr.	5-11	200	Medford, N.J.	Shawnee
64	Frazier, Matthew	OL/DL	Fr.	6-3	290	Poquoson, Va.	Poquoson
79	Grant, Michael	OL	So. (R)	6-5	300	Wrightstown, N.J.	Notre Dame
31	Harris, Max	DB	Fr.	5-10	175	Marietta, Ga.	Sprayberry
95	Herbert, Cortenous	DL	Fr. (R)	6-3	260	Germantown, Md.	Northwest
17	Hill, Chase	QB	Fr.	6-2	195	Virginia Beach, Va.	Princess Anne
63	Hill, Keith	OL/DL	Fr.	6-4	305	Hamilton Square, N.J.	Lawrenceville School
83	Hissong, Gareth	DE/TE	Fr.	6-3	250	Hanover, Pa.	Delone Catholic
53	Hiteshew, Luke	OL	So. (R)	6-1	295	Baltimore, Md.	Mount St. Joseph
43	Hobson, Jimmy	FB	Fr.	5-11	215	Cincinnati, Ohio	St. Xavier
28	Holmes, DeBrian	RB	So. (R)	5-9	185	Fort Eustis, Va.	Woodside
35	Horvath, Ryan	LB	Jr. (R)	6-1	235	Midlothian, Va.	Midlothian
22	Houff, David	DB	So. (R)	6-1	185	Blacksburg, Va.	Blacksburg
74	Humphreys, Tommy	OL	Fr.	6-4	265	Centreville, Va.	Centreville
78	Ilardo, Chris	OL	Fr. (R)	6-3	316	Baltimore, Md.	St. Paul's School
58	Jean-Pierre, Bryan	DL	Fr.	6-3	245	Doralville, Ga.	Dunwoody
42	Johnson, Fred	DB	Fr. (R)	6-1	195	Richmond, Va.	St. Christopher's
92	Jones, Ryan	DL	Jr. (R)	6-3	260	Blacksburg, Va.	Blacksburg
51	Kelley, Tim	OL	Jr.	6-2	316	Pataskala, Ohio	Watkins Memorial
84	Klatzkin, Daniel	TE	Fr.	6-4	235	Potomac, Md.	Randolph-Macon Academy
80	Lanning, Brian	WR	Fr. (R)	6-0	170	Frederick, Md.	Frederick
99	Larkins, Josh	DL	So. (R)	6-2	320	Toms River, N.J.	Toms River North
93	Lissemore, Sean	DL	Fr. (R)	6-4	245	Dumont, N.J.	Dumont
2	Mack, Elliott	WR	So. (R)	6-0	195	Irvington, N.J.	Delbarton
25	Marriner, Courtland	RB	Fr.	5-9	180	Chesapeake, Va.	Western Branch
4	McAulay, D.J.	WR	So.	5-11	180	New Haven, Conn.	Westminster School
62	McCutcheon, Thomas	OL	Fr. (R)	6-5	310	Chesapeake, Va.	Deep Creek
52	McLaurin, Travis	LB	Sr. (R)	5-11	240	Wilmington, Del.	Thomas McKean
23	McLaurin, Trevor	LB	Sr. (R)	5-11	236	Wilmington, Del.	Thomas McKean
87	Miller, David	K/P	Fr.	6-0	170	Centreville, Va.	Westfield
73	Miller, Tyler	OL/DL	Fr.	6-3	280	Virginia Beach, Va.	Kellam
61	Moore, Christopher	OL	Fr. (R)	6-1	260	Madison Heights, Va.	Amherst County
68	Morris, Cody	OL	Sr.	6-4	285	Jeansville, Pa.	Hazelton Area
82	Muro, Evan	TE	So. (R)	6-6	250	Newport News, Va.	Warwick
56	Muse, C.J.	OL	Fr. (R)	6-4	305	Lexington, S.C.	Lexington
40	Ndubueze, Chris	LB	Sr. (R)	6-1	230	Lanham, Md.	DeMatha
57	Neely, Brian	DL	Sr. (R)	6-4	300	Mechanicsville, Va.	Lee-Davis
47	Newby, Mario	DB	Fr.	6-0	180	Dendron, Va.	Surry County



Tribe Football Rosters

No.	Name	Pos.	Elg.	Ht.	Wt.	Hometown	High/Prep School
27	Nicholas, Joe	WR	Jr. (R)	6-3	210	Sugarloaf, PA	Hazelton Area
30	Nickerson, Matt	RB	Fr. (R)	5-9	176	Fairfax Station, VA	Woodson
75	O'Brien, Eric	OL	So. (R)	6-1	270	Abbottstown, PA	Delone Catholic
56a	O'Brien, Kyle	LB	Fr.	6-0	225	Cockeysville, Md.	
72	Oliver, Justin	OL	Jr. (R)	6-4	295	Fairfield, PA	Gettysburg
39	O'Neill, T.J.	LB	Jr. (R)	6-1	241	Duxbury, MA	Tabor Academy
46	Otey, Matt	FB	Jr. (R)	5-11	230	Hershey, PA	Hershey
18	Phillips, Jacob	QB	So. (R)	6-3	225	Warm Springs, VA	Bath County
21	Pigram, Michael	LB	So.	5-10	218	Hopewell, VA	Hopewell
10	Potts, Michael	QB	Jr. (R)	6-4	220	Middletown, DE	Middletown
91	Pritchard, Blair	K/P	Sr. (R)	5-11	235	Mechanicsville, VA	Atlee
96	Pulley, Daniel	DL	Fr. (R)	6-3	265	Chesapeake, VA	Atlantic Shores Christian
76	Raxter, Joshua	OL/DL	Fr.	6-6	270	Marietta, GA	Pope
50	Reyher, Todd	LB	So. (R)	6-0	215	Williamsburg, VA	Lafayette
24	Riley, Richard	DB	Sr. (R)	6-2	190	Gaithersburg, MD	Gaithersburg
89	Robertson, Eric	WR	Fr. (R)	6-2	180	Barboursville, VA	Albemarle
34	Rojas, Christopher	LB	Fr.	5-11	200	Lightfoot, VA	Brunton
44	Rutter, Josh	LB	So. (R)	6-3	230	Union Bridge, MD	Francis Scott Key
33	Schonder, Thomas	RB	Fr.	5-11	175	Round Hill, VA	Loudoun Valley
70	Shafran, Jonathan	OL	So. (R)	6-3	265	Great Falls, VA	Langley
38	Smith, Colin	DE/TE	Fr.	6-4	220	Reedville, VA	Northumberland
48	Steinman, Wes	DB/LB	Fr.	6-2	205	Wilmington, NC	Hoggard
71	Stewart, Brad	OL	Jr. (R)	6-3	300	Bethel Park, PA	Bethel Park
29	Stout, Zach	DB	Sr. (R)	6-0	195	Mechanicsville, VA	Lee-Davis
14	Taylor, Christian	QB	Sr. (R)	6-5	205	Yorktown, VA	Grafton
11	Taylor, John	WR	Sr. (R)	6-3	210	Washington, D.C.	St. Albans
66	Toon, Derek	DL	Fr.	6-3	280	Chester, VA	Matoaca
97	Tracy, Adrian	DL	Fr. (R)	6-4	235	Sterling, VA	Potomac Falls
85	Trinkle, Matt	TE	Sr. (R)	6-5	260	Whitehall, PA	Allentown C. Catholic
98	Varno, Rob	TE	Fr. (R)	6-5	225	Wilmington, NC	Hoggard
5	Viola, Tony	RB	Jr. (R)	6-1	217	Broadway, VA	Stonewall Jackson
69	Watts, Carl	DL	Fr.	6-3	240	Midlothian, Va.	James River
8	Wheeling, Alan	DB	Sr. (R)	5-9	180	Dublin, VA	Pulaski County
77	Williamson, Brian	DL	Sr.	6-3	290	Nakina, NC	Whiteville
94	Wright, Josh	DL	Sr. (R)	6-3	245	Madison Heights, VA	Amherst County

(R) - Redshirt

Tribe Numerical Roster

No.	Name	Pos.	28.....	Holmes, DeBrian	RB	53.....	Hiteshew, Luke.....	OL	79.....	Grant, Michael.....	OL
2.....	Mack, Elliott	WR	29.....	Stout, Zachary	DB	54.....	Dewispelaere, Nicholas	LB	80.....	Lanning, Brian.....	WR
3.....	Dill, Marshall	WR/DB	30.....	Nickerson, Matt.....	RB	56.....	Muse, C.J.	OL	81.....	Dohse, Cameron	WR/DB
4.....	McAulay, D.J.	WR	31.....	Harris, Max.....	DB/WR	56a.....	O'Brien, Kyle.....	LB	82.....	Muro, Evan	TE
5.....	Viola, Tony	RB	32.....	Coley, Delmus.....	RB	57.....	Neely, Brian	DL	83.....	Hissong, Gareth	DE/TE
7.....	Callahan, Mike.....	QB	33.....	Schonder, Thomas	RB	58.....	Jean-Pierre, Bryan.....	OL/DL	84.....	Klatzkin, Daniel	TE
7a.....	Cottingham, Ben	DB	34.....	Rojas, Christopher	LB	59.....	Foley, Jacob	OL	85.....	Trinkle, Matt	TE
8.....	Wheeling, Alan.....	DB	35.....	Horvath, Ryan	LB	61.....	Moore, Christopher.....	OL	86.....	Atchison, Andrew	TE
9.....	Brooks, Elijah.....	RB	36.....	Allen, Kevin	DB	62.....	McCutcheon, Thomas	OL	87.....	Miller, David	K/P
10.....	Potts, Michael	QB	37.....	Cox, Derek	DB	63.....	Hill, Keith	OL/DL	88.....	Boykin, Obie	DB
11.....	Taylor, John	WR	38.....	Smith, Colin.....	DE/TE	64.....	Frazier, Matthew	OL/DL	88a.....	Conyers, Terreon	WR
13.....	Francks, Evan.....	DB/RB	39.....	O'Neill, T.J.	LB	65.....	Allison, Kyle.....	DL	89.....	Robertson, Eric.....	WR
14.....	Taylor, Christian	QB	40.....	Ndubueze, Chris	LB	66.....	Toon, Derek	OL/DL	91.....	Pritchard, Blair	K/P
15.....	Davis, Corey	WR	41.....	Alexander, Sheldon	DB	67.....	Cochran, Brent.....	OL	92.....	Jones, Ryan	DL
16.....	Archer, R.J.	QB/WR	42.....	Johnson, Fred	DB	68.....	Morris, Cody	OL	93.....	Lissemore, Sean	DL
17.....	Hill, Chase	QB	43.....	Hobson, Jimmy	FB	69.....	Watts, Carl	DL	94.....	Wright, Josh	DL
18.....	Phillips, Jacob.....	QB	44.....	Rutter, Josh	LB	70.....	Shafran, Jonathan	OL	95.....	Herbert, Cortenous.....	DL
19.....	Caldwell, David.....	DB/RB	45.....	Falbo, Graham	FB	71.....	Stewart, Brad	OL	95a.....	Brooks, Sean.....	DL
21.....	Pigram, Michael	LB	46.....	Otey, Matt	FB	72.....	Oliver, Justin	OL	96.....	Pulley, Daniel	DL
22.....	Houff, David	DB	47.....	Newby, Mario	DB	73.....	Miller, Tyler.....	OL/DL	97.....	Tracy, Adrian.....	DL
23.....	McLaurin, Trevor.....	LB	48.....	Steinman, Wes	DB/LB	74.....	Humphreys, Tommy	OL	98.....	Varno, Rob.....	TE
24.....	Riley, Richard	DB	49.....	Bynum, Raphael.....	FB	75.....	O'Brien, Eric.....	TE	99.....	Larkins, Josh.....	DL
25.....	Marriner, Courtland.....	RB/DB	50.....	Reyher, Todd	LB	76.....	Raxter, Joshua	OL/DL			
26.....	Alvarado, Michael.....	DB/WR	51.....	Kelley, Tim	OL	77.....	Williamson, Brian.....	DL			
27.....	Nicholas, Joe	WR	52.....	McLaurin, Travis.....	LB	78.....	Ilardo, Chris.....	OL			

Start Chart / Red Zone

Start Chart: Game-By-Game Starters

	Maryland	Maine	VMI	Hofstra	UMass	Liberty	JMU	Villanova	Towson	Delaware	Richmond
QB	Phillips	Phillips	Phillips	Phillips	Potts	Phillips	Potts				
TB	Brooks	Brooks	Brooks	Brooks	Brooks	Brooks	Brooks				
FB	Otey	McAulay*	Atchison^	Bynum	Archer*	Atchison^	Atchison^				
WR	Nicholas	Nicholas	Nicholas	Nicholas	Nicholas	Nicholas	Nicholas				
WR	Mack	Mack	Mack	McAulay	McAulay	Archer	Archer				
TE	Trinkle	Trinkle	Trinkle	Trinkle	Trinkle	Trinkle	Trinkle				
LT	Cochran	Cochran	Cochran	Cochran	Cochran	Cochran	Cochran				
LG	Oliver	Oliver	Oliver	Oliver	Oliver	Oliver	Oliver				
C	Morris	Morris	Morris	Morris	Morris	Morris	Morris				
RG	Hiteshew	Hiteshew	Hiteshew	Hiteshew	Hiteshew	Hiteshew	Hiteshew				
RT	Stewart	Stewart	Stewart	Stewart	Stewart	Stewart	Stewart				
DE	Wright	Wright	Wright	Wright	Wright	Wright	Wright				
DE	Tracy	Tracy	Tracy	Tracy	Tracy	Tracy	Tracy				
DT	Herbert	Herbert	Herbert	Herbert	Herbert	Herbert	Herbert				
DT	Williamson	Williamson	Williamson	Williamson	Williamson	Williamson	Williamson				
OLB	Tre. McLaurin	Tre. McLaurin	Tre. McLaurin	Tre. McLaurin	Tre. McLaurin	Ndubueze	Ndubueze				
ILB	Rutter	Rutter	Rutter	Tra. McLaurin	Tra. McLaurin	Tra. McLaurin	Tra. McLaurin				
OLB	Pigram	Pigram	Pigram	Pigram	Pigram	Pigram	Pigram				
SS	Alexander	Allen	Allen	Allen	Allen	Houff	Houff				
FS	Wheeling	Wheeling	Wheeling	Wheeling	Wheeling	Wheeling	Wheeling				
CB	Riley	Riley	Riley	Riley	Riley	Riley	Riley				
CB	Cox	Cox	Cox	Cox	Cox	Cox	Cox				

*W&M started with three wide receivers and no FB. ^W&M started with two tight ends and no FB.

Tribe in the Red Zone

William and Mary Offense In the Red Zone

Opponent	WM In Red Zone	WM TDs	WM FGs	WM FG Missed	WM No Score	RZ Score %
Maryland	1	1	0	0	0	100.0
Maine	3	2	1	0	0	100.0
VMI	5	3	1	0	1	80.0
Hofstra	1	1	0	0	0	100.0
Massachusetts	0	0	0	0	0	0.0
Liberty	3	2	0	0	1	66.7
James Madison	4	2	1	1	1	75.0
Villanova						
Towson						
Delaware						
Richmond						
SEASON	17	11	3	1	3	82.4

Opponents in the Red Zone

Opponent	Opp. in RZ	Opp. TDs	Opp. FGs	Opp. FG Missed	Opp. No Score	Opp. Score %
Marshall	5	3	2	0	0	100.0
Maine	2	2	0	0	0	100.0
VMI	2	0	2	0	0	100.0
Hofstra	3	1	1	1	1	66.7
Massachusetts	5	4	1	0	0	100.0
Liberty	5	2	0	3	3	40.0
James Madison	5	3	1	0	1	80.0
Villanova						
Towson						
Delaware						
Richmond						
SEASON	27	15	7	4	5	81.5



Tribe Single-Game Highs

Individual Single-Game Highs

Pass Attempts:	50, M. Potts at UMass, 10/7
Pass Completions:	27, M. Potts at UMass, 10/7
Passing Yards:	244, M. Potts at UMass, 10/7
Passing TDs:	2, M. Potts vs. VMI, 9/23; J. Phillips vs. Hofstra, 9/30
Rushing Attempts:	23, E. Brooks at Liberty, 10/14
Rushing Yards:	146, E. Brooks vs. VMI, 9/23
Rushing TDs:	3, E. Brooks vs. VMI, 9/23
Receptions:	5, six times, last - J. Nicholas and E. Brooks at UMass, 10/7
Receiving Yards:	82, D. McAulay at Maryland, 9/2
Receiving TDs:	1, nine times, last - J. Taylor at JMU, 10/21
Total Offensive Yards:	229, M. Potts at UMass, 10/7
All-Purpose Yards:	158, E. Brooks vs. VMI, 9/23
Total Points:	18, E. Brooks vs. VMI, 9/23
Points Kicking:	8, B. Pritchard vs. VMI, 9/23
Points Rushing:	18, E. Brooks vs. VMI, 9/23
Points Receiving:	6, nine times, last - J. Taylor at JMU, 10/21
Field Goals Made:	1, three times, last - B. Pritchard at JMU, 10/21
Field Goals Attempted:	3, B. Pritchard at JMU, 10/21
PATs Attempted:	5, B. Pritchard vs. VMI, 9/23
PATs Made:	5, B. Pritchard vs. VMI, 9/23
Punts:	8, B. Pritchard at Maryland, 9/2; at UMass, 10/7
Punting Yards:	298, B. Pritchard at UMass, 10/7
Punting Average:	46.0, B. Pritchard vs. Hofstra, 9/30; at Liberty, 10/14
Punt Returns:	4, D. Cox vs. VMI, 9/23
Punt Return Yards:	42, D. Cox vs. VMI, 9/23
Kickoff Returns:	6, D. Holmes at UMass, 10/7
Kickoff Return Yards:	114, D. Holmes at UMass, 10/7
Kickoff Return Avg.:	33.5, D. Caldwell at Liberty, 10/14
Interceptions:	1, five times, last - Tra. McLaurin at JMU, 10/21
Interception Yards:	33, A. Wheeling at Liberty, 10/14
Tackles:	14, D. Cox at Liberty, 10/14
Solo Tackles:	9, M. Pigram vs. Hofstra, 9/30; D. Cox at Liberty, 10/14
Tackles for loss:	2.5, A. Tracy vs. VMI, 9/23; at JMU, 10/21
Sacks:	1.5, A. Tracy vs. VMI, 9/23
Pass Breakups:	3, D. Cox at Maryland, 9/2

Team Single-Game Highs

Pass Attempts:	50, at UMass, 10/7
Pass Completions:	27, at UMass, 10/7
Passing Yards:	244, at UMass, 10/7
Passing TDs:	2, at Maryland, 9/2; vs. VMI, 9/23; vs. Hofstra, 9/30
Yards Per Completion:	21.0, vs. Hofstra, 9/30
Rushing Attempts:	36, at Liberty, 10/14
Rushing Yards:	262, vs. VMI, 9/23
Rushing TDs:	3, vs. VMI, 9/23
Yards Per Rush:	8.5, vs. VMI, 9/23
Total Yards:	472, vs. VMI, 9/23
Points Scored:	38, vs. VMI, 9/23
TDs Scored:	5, vs. VMI, 9/23
Total Plays:	71, at UMass, 10/7
Field Goals Made:	1, vs. Maine, 9/16; vs. VMI, 9/23; at JMU, 10/21
Field Goals Attempted:	3, at JMU, 10/21
PATs Attempted:	5, vs. VMI, 9/23
PATs Made:	5, vs. VMI, 9/23
Punts:	10, at Maryland, 9/2
Punting Yards:	303, at Maryland, 9/2
Punting Average:	46.0, vs. Hofstra, 9/30; at Liberty, 10/14
Punt Returns:	4, vs. VMI, 9/23
Punt Return Yards:	42, vs. VMI, 9/23
Kickoff Returns:	8, at UMass, 10/7
Kickoff Return Yards:	152, at UMass, 10/7
Kickoff Return Average:	33.5, at Liberty, 10/14
Interceptions:	1, five times, last - at JMU, 10/21
Interception Yards:	33, at Liberty, 10/14
Forced Fumbles:	2, vs. VMI, 9/23
Fumble Return Yards:	none
Turnovers Gained:	4, at Maryland, 9/2
Turnovers Lost:	3, vs. VMI, 9/23
Sacks:	2, vs. Maine, 9/16; vs. VMI, 9/23; vs. Hofstra, 9/30
Sacks Allowed:	6, at JMU, 10/21
First Downs:	25, vs. VMI, 9/23
Third Down Conv. %:	71.4 (5-7), vs. VMI, 9/23
Fourth Down Conversion %:	100.0 (1-1), at JMU, 10/21
Penalties:	8, at Liberty, 10/14
Penalty Yards:	65, vs. Hofstra, 9/30
Possession Time:	32:59, at UMass, 10/7

Game-By-Game Individual Highs

Opponent	Pass Att.	Pass Yards	Rushes	Rush. Yds	Receptions	Rec. Yds.	Tackles	TFLs	Sacks
at Maryland	31, Phillips	127, Phillips	17, Brooks	62, Brooks	5, Mack/McAulay	82, McAulay	8, Allen	1.0, five players	none
Maine	44, Phillips	184, Phillips	12, Brooks	29, Brooks	5, McAulay/Nicholas	53, McAulay	10, Rutter	1.0, Wright/O'Neill	1.0, Wright/O'Neill
VMI	17, Phillips	111, Phillips	15, Brooks	146, Brooks	3, Nicholas/Mack	78, Nicholas	9, Tracy	2.5, Tracy	1.5, Tracy
Hofstra	22, Phillips	189, Phillips	15, Brooks	79, Brooks	3, Nicholas	70, Nicholas	10, Tracy/Pigram	2.0, Tracy	1.0, Tracy/Herbert
at UMass	50, Potts	244, Potts	10, Brooks	35, Brooks	5, Nicholas/Brooks	62, Brooks	9, Cox	1.0, Wheeling	none
at Liberty	8, Potts	77, Potts	23, Brooks	101, Brooks	2, three players	49, Archer	14, Cox	1.0, Ndueuze/Tracy	1.0, Ndueuze
at JMU	24, Potts	187, Potts	19, Brooks	99, Brooks	4, Brooks, Trinkle	57, Trinkle	10, Ndueuze	2.5, Tracy	1.0, Wright
Villanova									
at Towson									
at Delaware									
Richmond									

Opponent Highs / Long Plays



Opponent Individual Single-Game Highs

Pass Attempts:	33, A. Clarkson (HU), 9/30
Pass Completions:	18, A. Clarkson (HU), 9/30
Passing Yards:	275, L. Coen (UMASS), 10/7
Passing TDs:	2, J. Rascati (JMU), 10/21
Rushing Attempts:	26, S. Mizzer (VMI), 9/23
Rushing Yards:	187, S. Baylark (UMASS), 10/7
Rushing TDs:	3, T. Nelson (UMASS), 10/7
Receptions:	7, A. Bransford (JMU), 10/21
Receiving Yards:	123, A. Bransford (JMU), 10/21
Receiving TDs:	1, five times, last - A. Bransford (JMU), 10/21
Total Offensive Yards:	283, L. Coen (UMASS), 10/7
All Purpose Yards:	187, S. Baylark (UMASS), 10/7
Total Points:	18, T. Nelson (UMASS), 10/7
Points Kicking:	12, C. Koeplin (UMASS), 10/7
Points Rushing:	18, T. Nelson (UMASS), 10/7
Points Receiving:	6, five times, last - A. Bransford (JMU), 10/21
Field Goals Made:	3, R. Zarrilli (HU), 9/30
Field Goals Attempted:	4, R. Zarrilli (HU), 9/30
PATs Attempted:	6, C. Koeplin (UMASS), 10/7
PATs Made:	6, C. Koeplin (UMASS), 10/7
Punts:	5, A. Peters (VMI), 9/23
Punting Yards:	209, A. Peters (VMI), 9/23
Punting Average:	46.2, A. Podlesh (MD), 9/2; J. Pritchard (JMU), 10/21
Punt Returns:	3, D. Oquendo (MD), 9/2; K. Huggins (HU), 9/30
Punt Return Yards:	17, D. Oquendo (MD), 9/2; K. Huggins (HU), 9/30
Kickoff Returns:	3, L. Whetstone (UM), 9/16; T. Maypray (VMI), 9/23
Kickoff Return Yards:	58, T. Maypray (VMI), 9/23
Kickoff Return Average:	23.0, C. Robinson (UMASS), 10/7
Interceptions:	1, four times, last - E. Estes (LU), 10/14
Interception Yards:	none
Tackles:	18, A. Jordan (JMU), 10/21
Solo Tackles:	8, A. Jordan (JMU), 10/21
Tackles for loss:	4.5, A. Jordan (JMU), 10/21
Sacks:	2.0, K. Winston (JMU), 10/21
Pass Breakups:	3, A. Goyins (UM), 9/16

Opponent Team Single-Game Highs

Pass Attempts:	34, Hofstra, 9/30
Pass Completions:	18, Hofstra, 9/30
Passing Yards:	318, UMASS, 10/7
Passing TDs:	2, JMU, 10/21
Yards Per Completion:	24.5, UMASS, 10/7
Rushing Attempts:	51, VMI, 9/23
Rushing Yards:	315, Liberty, 10/14
Rushing TDs:	5, UMASS, 10/7
Yards Per Rush:	6.9, UMASS, 10/7
Total Yards:	596, UMASS, 10/7
Points Scored:	48, UMASS, 10/7
Touchdowns Scored:	6, UMASS, 10/7
Total Plays:	71, Liberty, 10/14
Field Goals Made:	3, Hofstra, 9/30
Field Goals Attempted:	4, Hofstra, 9/30
PATs Attempted:	6, UMASS, 10/7
PATs Made:	6, UMASS, 10/7
Punts:	5, Maine, 9/16; VMI, 9/23
Punting Yards:	209, VMI, 9/23
Punting Average:	46.2, Maryland, 9/2; JMU, 10/21
Punt Returns:	5, Maryland, 9/2
Punt Return Yards:	37, Maryland, 9/2
Kickoff Returns:	5, VMI, 9/23
Kickoff Return Yards:	87, VMI, 9/23
Kickoff Return Average:	23.0, UMASS, 10/7
Interceptions:	1, four times, last - Liberty, 10/14
Interception Yards:	none
Forced Fumbles:	2, UMASS, 10/7
Fumble Return Yards:	none
Turnovers Gained:	3, VMI, 9/23
Turnovers Lost:	4, Maryland, 9/2
Sacks:	6, JMU, 10/21
Sacks Allowed:	2, Maine, 9/16; Hofstra, 9/30
First Downs:	22, UMASS, 10/7
Third Down Conversion %:	50.0 (6-12), JMU, 10/21
Fourth Down Conversion %:	100.0 (1-1), four times, last - JMU, 10/21
Penalties:	9, Liberty, 10/14
Penalty Yards:	85, Liberty, 10/14
Possession Time:	36:01, Liberty, 10/14

Tribe Longest Plays of the Season

Rush:	25, E. Brooks vs. VMI, 9/23; D. Holmes vs. VMI, 9/23
Rushing TD:	20, E. Brooks vs. VMI, 9/23
Pass:	54, M. Potts to J. Nicholas vs. VMI, 9/23
Passing TD:	54, M. Potts to J. Nicholas vs. VMI, 9/23
Punt Return:	25, D. Cox at JMU, 10/21
Kickoff Ret:	46, D. Caldwell at Liberty, 10/14
INT Return:	33, A. Wheeling at Liberty, 10/14
Punt:	54, B. Pritchard at Liberty, 10/14
Field Goal:	30, B. Pritchard vs. VMI, 9/23
Drive:	92, 13 plays, 5:22, TD, at JMU, 10/21

Opponent Longest Plays of the Season

Rush:	62, R. Jennings (LU), 10/14
Rushing TD:	23, S. Baylark(UMASS), 10/7
Pass:	55, J. Rascati to A. Bransford (JMU), 10/21
Passing TD:	55, J. Rascati to A. Bransford (JMU), 10/21
Punt Return:	20, K. Huggins (HU), 9/30
Kickoff Return:	25, T. Maypray (VMI), 9/23
INT Return:	none
Punt:	58, A. Podlesh (MD), 9/2
Field Goal:	47, R. Zarrilli (HU), 9/30
Drive:	80, 8 plays, 2:52, TD, (UMASS); 80, 6 plays, 2:35, TD, (UMASS), 10/7



Top Offensive Performances

Tribe's Top Offensive Performances

Top Passing Performances

1.	244	Mike Potts at UMass	Oct. 7
2.	189	Jake Phillips vs. Hofstra	Sept. 30
3.	187	Mike Potts at JMU	Oct. 21
4.	184	Jake Phillips vs. Maine	Sept. 16
5.	127	Jake Phillips at Maryland	Sept. 2
6.	111	Jake Phillips vs. VMI	Sept. 23
7.	99	Mike Potts vs. VMI	Sept. 23
	99	Mike Potts at Maryland	Sept. 2
9.	77	Mike Potts at Liberty	Oct. 14
10.	27	Jake Phillips at JMU	Oct. 21

200-yard Passing Games

- 1 Mike Potts

Top Rushing Performances

1.	146	Elijah Brooks vs. VMI	Sept. 23
2.	101	Elijah Brooks at Liberty	Oct. 14
3.	99	Elijah Brooks at JMU	Oct. 21
4.	79	Elijah Brooks vs. Hofstra	Sept. 30
5.	62	Elijah Brooks at Maryland	Sept. 2
6.	59	DeBrian Holmes vs. VMI	Sept. 23
7.	35	Jake Phillips at Liberty	Oct. 14
	35	Elijah Brooks at UMass	Oct. 7
9.	29	Elijah Brooks vs. Maine	Sept. 16
10.	28	Tony Viola vs. VMI	Sept. 23

100-yard Rushing Games

- 2 Elijah Brooks

Top Receiving Performances

1.	82	D.J. McAulay at Maryland	Sept. 2
2.	78	Joe Nicholas vs. VMI	Sept. 23
3.	70	Joe Nicholas vs. Hofstra	Sept. 30
4.	62	Joe Nicholas at UMass	Oct. 7
5.	57	Matt Trinkle at JMU	Oct. 21
6.	54	R.J. Archer at UMass	Oct. 7
	54	Elliott Mack vs. VMI	Sept. 23
8.	53	D.J. McAulay vs. Maine	Sept. 16
	53	D.J. McAulay vs. Hofstra	Sept. 30
10.	49	R.J. Archer at Liberty	Oct. 14

100-yard Receiving Games



Mike Potts



Elijah Brooks



D.J. McAulay

Tribe's All-Time Top Offensive Performances

Top Passing Performances

1.	426	Dave Corley vs. Northeastern, 10/28/00
2.	406	Stan Yagiello vs. JMU, 9/28/85
3.	401	David Murphy at Marshall, 11/5/83
4.	399	Chris Garrity at ECU, 11/14/81
5.	385	Greg DeGennaro at Bucknell, 9/20/86
6.	383	Kenny Lambiotte vs. Colgate, 9/6/86
7.	381	Mike Cook at N. Iowa, 12/7/96*
8.	378	Lang Campbell vs. Northeastern, 10/2/04
9.	373	Mike Cook vs. UNH, 10/24/98
10.	368	Lang Campbell at Liberty, 10/9/04
11.	360	Dave Murphy vs. Rutgers, 10/22/83
12.	355	Lang Campbell at Delaware, 10/23/04
13.	352	Mike Cook at Ga. Southern, 9/6/97
14.	346	Dave Corley vs. VMI, 9/14/02
15.	345	Chris Hakel vs. Delaware, 9/14/91
	345	Stan Yagiello vs. Norfolk St., 9/14/85
17.	342	Lang Campbell vs. Delaware, 12/4/04*
18.	339	Mike Cook vs. Hampton, 10/31/98
19.	329	Chris Garrity vs. Richmond, 11/21/81
20.	326	Dave Corley vs. Delaware, 9/28/02

*NCAA Playoff Game

Top Rushing Performances

1.	257	Phil Mosser at Ohio Wes., 10/3/70
2.	219	Derek Fitzgerald vs. Penn., 10/14/95
3.	201	Alvin Porch at UConn., 10/18/97
4.	198	Jon Smith at UNH, 10/19/02
5.	189	Derek Fitzgerald at NU, 9/16/95
	189	Derek Fitzgerald vs. Villanova, 10/23/93
7.	186	Alvin Porch vs. Boston, 9/27/97
8.	183	Alvin Porch vs. Delaware, 11/2/96
9.	181	Robert Green at Navy, 9/21/91
10.	180	Robert Green at Citadel, 9/8/90
11.	177	Tyrone Shelton vs. ETSU, 11/4/89
	177	Hameen Ali vs. Delaware, 10/10/98
13.	173	Alvin Porch vs. Richmond, 11/15/97
14.	172	Bill Bowman vs. WFU, 9/19/53
15.	171	Jim Krui vs. Navy, 10/16/76
16.	170	Troy Keen at Furman, 9/17/94
17.	165	Robert Green vs. VMI, 10/13/90
18.	164	Tyrone Shelton at Furman, 11/3/90
	164	Keith Fimian vs. Virginia, 9/18/76
20.	159	Alvin Porch vs. JMU, 10/11/97

Top Receiving Performances

1.	244	Dominique Thompson at Delaware, 10/23/04
2.	240	David Conklin at VMI, 9/13/97
3.	226	Mike Sutton at Marshall, 11/5/83
4.	221	Dominique Thompson at LU, 10/9/04
5.	211	Kurt Wrigley vs. Richmond, 11/21/81
6.	198	Ron Gilliam vs. JMU, 9/28/85
7.	195	Chris Rosier at UConn., 10/18/97
8.	194	Rich Musinski vs. Delaware, 9/28/02
9.	191	Rich Musinski at URI, 10/25/03
10.	185	Dominique Thompson vs. UD, 12/4/04*
11.	184	Chris Rosier at URI, 10/7/00
12.	183	Glenn Bodnar at Colgate, 11/10/84
13.	182	Dave Szydluk vs. JMU, 9/28/85
14.	168	Chris Rosier at JMU, 10/28/00
15.	164	Rich Musinski vs. UNH, 9/29/01
16.	162	Dave Conklin vs. UConn., 11/14/98
17.	161	Rich Musinski at UMass, 9/1/01
18.	158	Harry Mehre vs. Lehigh, 9/17/88
19.	157	Corey Ludwig at Delaware, 9/11/93
	157	D. Thompson vs. Northeastern, 10/2/04

*NCAA Playoff Game

Scoring Drives Chart



William and Mary Scoring Drives

Opponent	Obtained	Plays	Yards	TOP	Result	Quarter	Play
Maryland	Fumble	9	56	2:43	TD	Second	Phillips 9-yard pass to Mack
Maryland	Punt	2	54	1:03	TD	Fourth	Potts 49-yard pass to McAulay
Maine	Fumble	10	31	3:13	FG	First	FG Pritchard 25 yards
Maine	Kickoff	9	74	4:31	TD	Third	Holmes 14-yard run
Maine	Punt	1	63	5:35	TD	Fourth	Phillips 8-yard pass to Nicholas
VMI	Fumble	5	46	2:20	TD	First	Brooks 20-yard run
VMI	Kickoff	5	66	1:44	TD	First	Brooks 16-yard run
VMI	Punt	2	26	0:57	TD	Second	Brooks 11-yard run
VMI	Interception	5	18	1:59	FG	Third	FG Pritchard 30 yards
VMI	Punt	2	40	1:07	TD	Third	Potts 32-yard pass to Mack
VMI	Punt	4	81	1:52	TD	Fourth	Potts 54-yard pass to Nicholas
Hofstra	Downs	5	66	1:42	TD	First	Phillips 10-yard pass to Atchison
Hofstra	Punt	9	77	4:53	TD	Third	Phillips 46-yard pass to Nicholas
Massachusetts	Kickoff	10	78	5:10	TD	Third	Potts 35-yard pass to Nicholas
Liberty	Interception	6	37	3:20	TD	Second	Brooks 3-yard run
Liberty	Kickoff	8	74	4:57	TD	Third	Brooks 5-yard run
James Madison	Punt	13	92	5:22	TD	Second	Brooks 2-yard run
James Madison	Punt	7	58	3:07	FG	Fourth	FG Pritchard 29 yards
James Madison	Kickoff	6	73	1:26	TD	Fourth	Potts 5-yard pass to J. Taylor



The Last Time It Happened

Team

Shut out an opponent 56-0, vs. Liberty, 9/24/05
 Was shut out 0-14, at Delaware, 11/1/97
 Consecutive shutouts at Northeastern (32-0), at New Hampshire (39-0), 1995

Scored 60-69 points 62-31, vs. VMI, 9/14/02
 Scored 50-59 points 55-0, vs. Liberty, 9/24/05
 Consecutive 50+ games at Northeastern (53), vs. Villanova (51), 1993
 Consecutive 40+ games vs. LU (56), vs. UNH (42), vs. NU (44), vs. Towson (44), 2005

Passed for 400+ yards 426, vs. Northeastern, 10/28/00
 Allowed 400+ passing yards 489, at Western Michigan, 9/5/03

Passed for 300+ yards 359, vs. Northeastern, 10/15/05
Allowed 300+ passing yards 303, at Massachusetts, 10/7/06

Rushed for 400+ yards 433, vs. Villanova, 10/23/99
 Allowed 400+ yards rushing 509, vs. Furman, 9/18/99

Rushed for 300+ yards 335, vs. Liberty, 9/24/05
 Rushed/Passed for 200+ yards vs. Towson (210 rush, 202 pass), 10/22/05

Had 600+ yds of total offense 635, vs. Liberty, 9/24/05
 Allowed 600+ yards of total off. 638, at Western Michigan, 9/6/03

Had 500-599 yds of total offense 500, vs. Delaware, 12/4/04
Allowed 500-599 yards total off 596, at Massachusetts, 10/7/06

Gained less than 100 yards total offense None post 1981
 Held opponent under 100 yards total offense 82, at Bucknell, 9/21/96

Gained less than 50 rush yards 30, at Massachusetts, 10/7/06
 Held opponent under 50 rush yards -6, vs. Liberty, 9/24/05

Gained less than 50 pass yards 30, vs. Boston, 9/19/92
 Held opponent under 50 pass yards 44, vs. Rhode Island, 11/9/02

Intercepted five passes 5, vs. Pennsylvania, 10/14/95
 Had five passes intercepted 5, vs. Boston, 10/14/89

Scored a defensive touchdown 2, at Villanova (INT returns), 10/29/05
 Allowed a defensive touchdown at Villanova, 10/29/05

Scored a special teams touchdown vs. New Hampshire (Kickoff return), 10/8/05
 Allowed a special teams touchdown vs. Hampton (Kickoff return), 11/27/04

Scored defensive and special teams touchdowns at Richmond, 11/21/03

Recorded a safety vs. Villanova, 11/6/04
 Surrendered a safety vs. Delaware, 11/12/05

Won in overtime (2 OTs) 44-41, at Northeastern, 10/15/05
 Lost in overtime 31-34, at James Madison, 11/16/02
 Tied an opponent 31-31, at Princeton, 9/23/89

Individual

Passed for 400+ yds 426, D. Corley vs. Northeastern, 10/28/00
 Opponent passed for 400+ yards 450, C. Munson at Western Michigan, 9/6/03

Passed for 300+ yards 315, L. Campbell, vs. James Madison, 12/10/04
 Opponent passed for 300+ yards 325, F. Jankowski, at Villanova, 10/29/05

Passed for 200+ yards 244, M. Potts at Massachusetts, 10/7/06
Opponent passed for 200+ yards 211, J. Rascati at JMU, 10/21/06

Passed for 6 touchdowns S. Knight, vs. Maine, 11/6/93
 Opponent passed for 6 touchdowns C. Munson, at Western Michigan, 9/6/03

Passed for 4+ touchdowns 4, J. Phillips, at Northeastern, 10/15/05
 Opponent passed for 4+ touchdowns 6, C. Munson, at Western Michigan, 9/6/03

Completed 30+ attempts 30, L. Campbell, vs. James Madison, 12/10/04
 Opponent completed 30+ attempts 33, R. Santos, vs. New Hampshire, 10/8/05

QB pass/rush for 100 yards D. Corley (247 pass, 107 rush), at Villanova, 11/11/00
 Opponent QB pass/rush for 100 yards J. Eaton (128 pass, 106 rush), at Maine, 9/7/02

QB had 2 pass / 2 rush TDs L. Campbell (2 pass, 2 rush), at North Carolina, 9/4/04
 Opponent QB had 2 pass / 2 rush TDs J. Davis (2 pass, 3 rush), at Rhode Island, 9/17/05

Rushed for 200+ yards 201, A. Porch, at Connecticut, 10/18/97
 Had an opponent rush for 200+ yards 216, J. Watkins, at Appalachian State, 12/1/01

Rushed for 100+ yards 101, E. Brooks at Liberty, 10/14/06
Had an opponent rush for 100+ yards 118, E. Holloman at JMU, 10/21/06

Two players rush for 100 yards Troy Keen (158) and Derek Fitzgerald (140), vs. URI, 10/7/95
 Two opponents rush for 100 yards R. McGill (133) and J. Lewis (123), at UNC, 9/4/04

Two players with 100 receiving yds J. Nicholas (121) and E. Mack (106), vs. UD, 11/12/05
 Two opponents with 100 receiving yards D. Boler (155) and J. Long (108), at UD, 10/23/04

Had 200+ yards receiving 244, D. Thompson, at Delaware, 10/23/04
 Opponent had 200+ yards receiving 206, C. Adams, vs. Hofstra, 10/6/01

Had 100+ yards receiving 121, J. Nicholas, 106, E. Mack, vs. Delaware, 11/12/05
Opponent had 100+ yards receiving 123, A. Bransford, at JMU, 10/21/06

Had 30+ carries 32, E. Brooks, vs. New Hampshire, 10/8/05
 Opponent had 30+ carries 34, M. Gibson, at Villanova, 10/29/05

Rushed for 4 touchdowns E. Brooks, vs. New Hampshire, 10/8/05
 Opponent rushed for 4 touchdowns J. Watkins, at Appalachian State, 12/1/01

Rushed for 3 touchdowns E. Brooks, vs. VMI, 9/23/06
Opponent rushed for 3 touchdowns T. Nelson, at Massachusetts, 10/7/06

Had 10+ receptions 11, J. Nicholas, vs. Delaware, 12/4/04
 Opponent had 10+ receptions 11, J. Dieser, at Villanova, 10/29/05

Had 3+ touchdown receptions 4, D. Thompson, at Delaware, 10/23/04
 Opponent had 3+ touchdown receptions 3, T. Hinshaw, at Central Florida, 9/23/00

Had TD Rushing/TD Receiving E. Brooks (3 rush, 1 receiving), vs. Liberty, 9/24/05
 Opponent had TD Rushing/TD Receiving A. Bradshaw (1 rush, 1 receiving), at Marshall, 9/1/05

Returned a kickoff for TD S. Cason, 92 yards, vs. New Hampshire, 10/8/05
 Had a kickoff returned for TD J. Mathis, 93 yards, vs. Hampton, 11/27/04

Returned a punt for TD M. Bobo, 69 yards, at Richmond, 11/21/03
 Had a punt returned for TD C. Thompson, 70 yards, vs. James Madison, 10/18/03

Returned a blocked punt for TD S. McDermott, 12 yards, at Rhode Island, 9/7/96
 Had a blocked punt returned for TD C. Curry, 0 yards, vs. Villanova, 11/11/00

Blocked a field goal T. McLaurin, 35 att., at Liberty, 10/14/06
 Had a field goal blocked G. Kuehn, 28-yards, vs. New Hampshire, 10/8/05

Blocked a punt B. Burrow, vs. Delaware, 11/12/05
 Had a punt blocked M. Mesi, at Delaware, 10/23/04

Returned a fumble for TD A. O'Connor, 0 yards, at Rhode Island, 10/25/03
 Had a fumble returned for TD J. Couch, 70 yards vs. Marshall, 9/1/05

Had 2+ interceptions 2, J. Shaw, at Rhode Island, 9/17/05
 Opponent had 2+ interceptions 2, R. Badger, at Villanova, 10/29/05

Returned an INT for TD Tre. McLaurin (14 yards), J. Miller (80 yards), at Villanova, 10/29/05
 Had an INT returned for TD R. Badger, 15 yards, at Villanova, 10/29/05

Made 4 Field Goals B. Sterba, vs. Northeastern, 10/28/01
 Opponent made 4 Field Goals M. Husted, at Virginia, 10/24/92

Made 3 Field Goals G. Kuehn, vs. James Madison, 11/5/05
Opponent made 3 Field Goals R. Zarilli, vs. Hofstra, 9/30/06

Kicked a 50+ yard Field Goal 50, G. Kuehn, at Rhode Island, 9/17/05
 Opponent kicked a 50+ yard Field Goal 51, C. McCormack, vs. New Hampshire, 10/15/03

2-point run L. Campbell, vs. James Madison, 12/10/04
 Opponent 2-point run C. Cross, vs. Villanova, 11/27/01

2-point reception J. Nicholas, vs. Northeastern, 10/2/04
 Opponent 2-point reception J. Morgan, vs. Hampton, 11/27/04

Single-Game Records



Individual Records

Scoring

Most Points

36, Bill Palese vs. Bridgewater, 1931

Most Touchdowns

6, Bill Palese vs. Bridgewater, 1931

Most PATs

8, Greg Kuehn vs. Liberty, 2005

8, Greg Kuehn vs. VMI, 2002

8, Terry Regan vs. Davidson, 1972

Most Field Goals

4, Chris Dawson vs. Lehigh, 1992

4, Brian Shallcross vs. VU, 1995

4, Brett Sterba vs. Northeastern, 2000

Total Offense

Most Yards

454, David Corley vs. Northeastern, 2000

Rushing

Rush Attempts

37, Wes Meeteer vs. Davidson, 1969

37, Troy Keen vs. Northeastern, 1994

37, Derek Fitzgerald vs. Penn, 1995

Rushing Yards

257, Phil Mosser vs. Ohio Wesl., 1970

Passing

Pass Attempts

53, Lang Campbell vs. UD, 2004

52, Mike Cook vs. UNH, 1998

Completions

35, Dave Murphy vs. Rutgers, 1983

Passing Yards

426, David Corley vs. Northeastern, 2000

Touchdown Passes

6, Shawn Knight vs. Maine, 1993

Receiving

Receptions

13, Rich Musinski vs. URI, 2003

13, Glen Bodnar vs. Colgate, 1984

Receiving Yards

244, Dominique Thompson at UD, 2004

240, Dave Conklin vs. VMI, 1997

TD Receptions

4, Dominique Thompson at UD, 2004

4, Vito Ragazzo vs. WFU, 1949

4, Corey Ludwig vs. Maine, 1993

Sacks

3.5, Luke Cullinane vs. VU, 1996

Interceptions

4, Jack Bruce vs. Richmond, 1947

Individual Long Plays

Rush from scrimmage

95 yds, John Truehart vs. Elon, 1934

Pass Completion

87 yds, Lang Campbell to Dominique Thompson at Delaware, 2004

87 yds, Dan Henning to Tom Scott vs. Navy, 1961

Punt

77 yds, Russell Brown, 1972

77 yds, Joe Agee, 1975

77 yds, Jack Freeman, 1942

Punt Return

101 yds, Dale Worrall vs. Bridgewater, 1932

Kickoff Return

100 yds, Dick Pawlewicz vs. UVA, 1974

Run With Fumble

91 yds, Meb Davis vs. Columbia, 1926

Run with Interception

93 yds, Marvin Graham vs. Virginia Tech, 1946

Field Goal

53 yds, Steve Christie vs. ETSU, 1987

53 yds, Steve Christie vs. UVA, 1988

53 yds, Brett Sterba vs. Delaware, 2000

Team Records

Most Points Scored

95, vs. Bridgewater, 1931

Most Points Allowed

93, by Delaware, 1915

Most Yards Gained

681, vs. Richmond, 1991

Most Plays

100, vs. Virginia Tech, 1971

Rushing Yards

453, vs. Ohio Wesleyan, 1970

433, vs. Villanova, 1993

419, vs. Delaware, 1973

417, vs. Richmond, 1974

413, vs. VMI, 1993

Pass Attempts

55, vs. Virginia Tech, 1971

Pass Completions

35, vs. Rutgers, 1983

Passing Yards

498, vs. VMI, 1997

426, vs. Northeastern, 2000

414, vs. Miami (Ohio), 1982

412, vs. JMU, 1985

403, vs. East Carolina, 1981

First Downs

36, vs. VMI, 1991

36, vs. VMI, 1993

35, vs. Liberty, 2005

Most Interceptions

6, vs. Wake Forest, 1947

Best Defense Against the Run

-39 yds, vs. Colgate, 1988

-39 yds, vs. Villanova, 1996

-11 yds, Quantico, 1967

-6 yds, vs. Liberty, 2005

-6 yds, vs. Villanova, 1993

Best Defense Against the Pass

9 yds, vs. UMass, 1995

9 yds, vs. East Carolina, 1980

9 yds, vs. Appalachian State, 1976

10 yds, vs. Furman, 1999

11 yds, vs. VMI, 1993

Active players in bold.

Game-By-Game Results

Game 1

Maryland 27, William and Mary 14

College Park, Md. • Byrd Stadium • Sept. 2, 2006

COLLEGE PARK, Md. (9/2/06) -- On the strength of a strong offensive first half behind All-ACC quarterback Sam Hollenbach, Maryland knocked off William and Mary, 27-14, in the season-opener for both teams at Byrd Stadium.

Hollenbach completed 7-of-11 pass attempts for 149 yards in the opening half, and the Terrapins used two rushing scores by Lance Ball to build a commanding 24-7 lead at the break.

W&M bounced back with a solid defensive effort in the second half, limiting Maryland to 105 yards of total offense and only a third-quarter field goal, after the Terps churned out 261 yards in the opening half.

Junior Mike Potts highlighted an impressive fourth quarter for the Tribe, entering the game in the final period and completing 9-of-10 attempts for 99 yards and a touchdown.

Senior Elijah Brooks paced the Tribe's ground attack with 62 yards on 17 attempts, and sophomore D.J. McAulay led the receiving corps with 82 yards and a touchdown on five catches. Classmate Elliott Mack also pulled in five grabs for 26 yards, including a 12-yard touchdown reception from Jake Phillips in the second quarter.

Potts completed his first three attempts on his first turn with the offense, then hooked up with McAulay for a 49-yard touchdown pass on his second series to cut the deficit to 27-14 with 4:35 remaining.

Sophomore free safety Kevin Allen led the squad with eight total tackles, including five solo stops, and added his third-career interception in the first half. Sophomore Derek Cox recovered a fumble and registered three pass break-ups, while senior defensive end Josh Wright recovered a pair of Maryland fumbles.



Sophomore D.J. McAulay had five catches for 82 yards, both career-highs, at Maryland.

	1	2	3	4	Final
William and Mary	0	7	0	7	14
Maryland	14	10	3	0	27

Scoring Summary

Qtr	Team	Score	Time
1st	UM	Ball 2 run (Ennis kick)	8:04
	UM	Lattimore 1 run (Ennis kick)	3:56
2nd	UM	FG Ennis 39	12:19
	W&M	Mack 9 pass from Phillips (Pritchard kick)	7:16
	UM	Ball 3 run (Ennis kick)	0:53
3rd	UM	FG Ennis 25	11:13
4th	W&M	McAulay 49 pass from Potts (Pritchard kick)	4:35

	W&M	Maryland
First Downs	16	18
Rushes - Yards	29-84	40-213
Att-Cmp-Int	41-25-0	20-9-1
Pass Yards	226	153
Total Offense	310	366
Total Plays	70	60
Fumbles - Lost	0-0	3-3
3rd Down Conv.	4-15	2-10
Penalties - Yards	2-15	1-10
Sacks by - Yards	0-0	2-13
Time of Possession	31:27	28:33

Rushing - W&M: Brooks 17-62, Phillips 9-12, Holmes 3-10. **Maryland:** Ball 15-86 (2TD), Lattimore 13-89 (TD), Allen 6-25, Hollenbach 1-11, Humber 1-2, Heyward-Bey 1-1, Steffy 2-0.

Passing - W&M: Phillips 31-16-0 127 (TD), Potts 10-9-0 99 (TD). **Maryland:** Hollenbach 15-9-0 153, Steffy 5-0-1 0.

Receiving - W&M: McAulay 5-82 (TD), Mack 5-26 (TD), Nicholas 4-46, Brooks 4-29, Holmes 3-6, Archer 2-15, Trinkle 1-12, Atchison 1-10. **Maryland:** Oquendo 3-55, Williams 2-47, Allen 2-0, Haynos 1-49, Gronkowski 1-9.

Defense - W&M: Allen 8 (5 solo, TFL, INT), Rutter 7 (0.5 TFL, PBU), Wheeling 6 (4 solo, 0.5 TFL), Tracy 5 (TFL), O'Neill 5, Riley 3 (TFL), Cox 3 (3 PBU, FR), Wright 2 (TFL, 2 FR), Pigram 2 (TFL).

Attendance: 49,763; **Time:** 2:43; **Weather:** 69, partly cloudy

Game 2

Maine 20, William and Mary 17

Williamsburg, Va. • Zable Stadium • Sept. 16, 2006

WILLIAMSBURG (9/16/06) -- Maine quarterback Ron Whitcomb rushed for a pair of scores and passed for another to lead the Black Bears past William and Mary, 20-17, in an Atlantic 10 Conference game at Zable Stadium.

Whitcomb, who finished with 64 yards rushing on 21 attempts and 98 yards through the air on 9-of-15 passing, crossed the goal line for the second time on an 8-yard run to give Maine a commanding 20-3 lead in the third quarter.

Tribe quarterback Jake Phillips passed for 184 yards and a touchdown, completing 22 of his career-high 44 attempts. Joe Nicholas brought in five receptions for 46 yards and a touchdown, and DeBrian Holmes scored on a 14-yard run, finishing with 26 yards on four attempts.

W&M's offense came alive behind Phillips in the third, as the Tribe engineered a nine-play, 74-yard scoring drive. Phillips completed a lateral swing pass to Holmes, who finished the drive with a 14-yard scoring run to cut the deficit to 20-10.

Corner Richard Riley ended Maine's next drive with an interception near midfield, but the Tribe's offensive try stalled at the Maine 37-yard line.

Josh Wright came up with another big defensive play on the next series, sacking Whitcomb for a 3-yard loss on first down. Maine eventually was forced to punt, giving it back to W&M.

Consecutive completions by Phillips to R.J. Archer moved the Tribe inside the 20-yard line, and Phillips eventually connected with Nicholas on an 8-yard touchdown pass that trimmed the Maine lead to 20-17 with 8:30 remaining.

W&M had two more possessions in the final seven minutes, but the Tribe could only manage one more first down the rest of the way.

McAulay finished with five catches for 53 yards, and Archer recorded three receptions for 25 yards. Brooks led the Tribe rushing attack with 29 yards on 12 carries.



Sophomore Kevin Allen forces a Maine fumble in the first quarter.

	1	2	3	4	Final
Maine	7	7	6	0	20
William and Mary	3	0	7	7	17

Scoring Summary

Qtr	Team	Score	Time
1st	W&M	FG Pritchard 25	10:24
	UM	Whitcomb 1 run (McNeill kick)	0:25
2nd	UM	Williams 29 pass from Whitcomb (McNeill kick)	10:52
3rd	UM	Whitcomb 8 run (McNeil kick failed)	10:20
	W&M	Holmes 14 run (Pritchard kick)	5:49
4th	W&M	Nicholas 8 pass from Phillips (Pritchard kick)	8:30

	Maine	W&M
First Downs	16	17
Rushes - Yards	48-166	25-95
Att-Cmp-Int	15-9-1	44-22-0
Pass Yards	98	184
Total Offense	264	279
Total Plays	63	69
Fumbles - Lost	4-1	1-0
3rd Down Conv.	5-13	8-18
Penalties - Yards	4-45	4-40
Sacks by - Yards	2-18	2-8
Time of Possession	31:47	28:13

Rushing - W&M: Brooks 12-29, Holmes 4-26 (TD), McAulay 1-15, Mack 1-14, Phillips 7-11. **Maine:** Gordon 23-100, Whitcomb 21-64 (2TD), Randall 1-5, TEAM 3-(-3).

Passing - W&M: Phillips 44-22-0 184 (TD), Archer 1-0-0. **Maine:** Whitcomb 15-9-1 98 (TD).

Receiving - W&M: McAulay 5-53, Nicholas 5-46 (TD), Archer 3-25, Holmes 3-9, Mack 2-18, Trinkle 2-5, Atchison 1-17, Brooks 1-11. **Maine:** Gordon 3-32, Williams 2-36 (TD), Pierre 2-22, Randall 1-8, Mulligan 1-0.

Defense - W&M: Rutter 10 (5 solo), Allen 8 (FF, 4 solo), Pigram 8, Wright 6 (Sack, PBU), O'Neill 5 (Sack, 4 solo), Larkins 5, Riley 5 (INT), Cox 2 (FR)

Attendance: 10,706; **Time:** 2:47; **Weather:** 70, overcast, light rain showers

Game-By-Game Results

Game 3

William and Mary 38, VMI 6

Williamsburg, Va. • Zable Stadium • Sept. 23, 2006

WILLIAMSBURG (9/23/06) -- Elijah Brooks rushed for 146 yards and three touchdowns to lead the Tribe past state-rival VMI, 38-6, at Zable Stadium.

W&M posted its 21st consecutive victory over VMI and snapped a six-game losing streak that dated back to the 2005 season.

Brooks recorded his sixth-career 100-yard rushing game and scored three rushing touchdowns for third time, as W&M ran for a season-high 262 yards. DeBrian Holmes added 59 yards rushing on only five carries, and the Tribe held a 472-243 advantage in total offense.

Barrett Way kicked a pair of field goals for VMI, hitting from 26 and 40 yards for the Keydets' only points of the game.

Jake Phillips completed 10 of 17 passing attempts for 111 yards, and Mike Potts threw for 99 yards and two touchdowns, on just 3-of-4 passing, after entering the contest in the third quarter.

Joe Nicholas led the Tribe receiving corps with 78 yards on three grabs, including a 54-yard scoring reception from Potts in the fourth quarter. Elliott Mack added 54 yards on three catches and had a 32-yard touchdown reception from Potts in the third quarter.

Redshirt freshman Adrian Tracy led the Tribe defense with nine stops, including 2.5 tackles for loss, all sacks, and forced a fumble, while Richard Riley added two unassisted stops behind the line of scrimmage. Trevor McLaurin had an interception, and T.J. O'Neill and Ryan Jones each recovered fumbles for the Tribe, which forced multiple turnovers for third time in three games. True freshman Max Harris had a pair of unassisted stops and forced a fourth-quarter VMI fumble.



Richard Riley celebrates after his 5-yard tackle for loss in the second quarter vs. VMI.

	1	2	3	4	Final
VMI	3	0	0	3	6
William and Mary	14	7	10	7	38

Scoring Summary

Qtr	Team	Score	Time
1st	W&M	Brooks 20 run (Pritchard kick)	11:26
	VMI	FG Way 26	5:12
2nd	W&M	Brooks 16 run (Pritchard kick)	3:28
	W&M	Brooks 11 run (Pritchard kick)	9:30
3rd	W&M	FG Pritchard 30	7:53
	W&M	Mack 32 pass from Potts (Pritchard kick)	4:07
4th	W&M	Nicholas 54 pass from Potts (Pritchard kick)	14:51
	VMI	FG Way 40	9:12

	VMI	W&M
First Downs	16	25
Rushes - Yards	51-163	31-262
Att-Cmp-Int	11-5-1	21-13-1
Pass Yards	80	210
Total Offense	243	472
Total Plays	62	52
Fumbles - Lost	4-2	2-2
3rd Down Conv.	2-12	5-7
Penalties - Yards	3-25	3-20
Sacks by - Yards	0-0	2-16
Time of Possession	35:15	24:45

Rushing - W&M: Brooks 15-146 (3 TD), Holmes 5-59, Viola 4-28, Bynum 1-12, McAulay 1-11, Nickerson 3-10, Phillips 2-(-4). **VMI:** Mizzer 26-101, Maypray 4-26, Smith 6-18, Hughes 10-9, Robinson 1-8, Mingsu 1-4, Wilson 3-(-3).

Passing - W&M: Phillips 17-10-1 111, Potts 4-3-0 99 (2 TD). **VMI:** Hughes 9-4-1 72, Wilson 2-1-0 8.

Receiving - W&M: Nicholas 3-78 (TD), Mack 3-54 (TD), Trinkle 2-26, Archer 2-24, McAulay 2-12, Holmes 1-16. **VMI:** Lloyd 3-26, Gilliland 1-28, Robinson 1-26.

Defense - W&M: Tracy 9 (5 solo, 2.5 TFL, 1.5 sack, FF), Ndubueze 8, Tra. McLaurin 7, Allen 6, Riley 4 (2 solo TFL), O'Neill 3 (FR), Jones 3 (FR), Harris 2 (2 solo, FF), Tre. McLaurin 2 (INT).

Attendance: 10,208; **Time:** 2:28; **Weather:** 83, Mostly Cloudy, Humid

Game 4

Hofstra 16, William and Mary 14

Williamsburg, Va. • Zable Stadium • Sept. 30, 2006

WILLIAMSBURG (9/30/06) -- Rob Zarrilli's third field goal, a 47-yarder with 7:20 remaining in the fourth quarter, lifted Hofstra to a 16-14 victory over William and Mary in Atlantic 10 Football action at sold out Zable Stadium.

Hofstra earned its first conference victory under first-year head coach Dave Cohen and dropped the Tribe to 0-2 in league play and 1-3 overall.

Anton Clarkson passed for 212 yards and a first-half touchdown, an 8-yard strike to R.C. Scarpa, and Zarrilli booted two field goals to give the Pride a 13-7 lead at halftime.

The Tribe rallied to take a 14-13 lead on Jake Phillips' 46-yard flea-flicker touchdown pass to Joe Nicholas with 4:40 remaining in the third quarter, but W&M was held scoreless the rest of the way.

Phillips was 9-for-22 on the day for 189 yards and two touchdowns, including a 10-yard scoring pass to tight end Drew Atchison in the first quarter. Elijah Brooks rushed for 79 yards on 15 attempts, and Nicholas finished with three grabs for 70 yards, his 22nd-straight game with at least one reception.

Tribe defensive tackle C.J. Herbert blocked a 33-yard field goal attempt, preserving the 14-13 lead early in the fourth, before Zarrilli booted the game-winner.

Tracy and Herbert led another solid second-half effort for the Tribe defense, which allowed only the fourth quarter field goal, while limiting the Pride to 17 yards rushing and 132 total yards over the final 30 minutes. Herbert had a solo sack in the second half, in addition to his blocked field goal, while defensive end Adrian Tracy shared the team lead with sophomore linebacker Michael Pigram with 10 total tackles.



Joe Nicholas scores on a 46-yard reception in the third quarter vs. Hofstra.

	1	2	3	4	Final
Hofstra	0	13	0	3	16
William and Mary	7	0	7	0	14

Scoring Summary

Qtr	Team	Score	Time
1st	W&M	Atchison 10 pass from Phillips (Pritchard kick)	9:14
2nd	HU	Scarpa 8 pass from Clarkson n(Zarrilli kick)	10:22
	HU	FG 24 Zarrilli	6:00
3rd	HU	FG 45 Zarrilli	0:47
	W&M	Nicholas 46 pass from Phillips (Pritchard kick)	4:40
4th	HU	FG Zarrilli 47	7:20

	HU	W&M
First Downs	20	11
Rushes - Yards	36-132	29-70
Att-Cmp-Int	34-18-0	22-9-1
Pass Yards	212	189
Total Offense	344	259
Total Plays	70	51
Fumbles - Lost	1-1	1-0
3rd Down Conv.	5-16	3-12
Penalties - Yards	5-55	7-65
Sacks by - Yards	3-25	2-17
Time of Possession	33:51	26:09

Rushing - W&M: Brooks 15-79, Bynum 1-1, Holmes 3-(-2), Phillips 10-(-8). **HU:** Huggins 16-78, Villante 1-36, Crenshaw 8-31, Clarkson 8-(-4).

Passing - W&M: Phillips 22-9-1, 189 (2 TD). **HU:** Clarkson 33-18-0, 212 (TD), Crenshaw 1-0-0.

Receiving - W&M: Nicholas 3-70 (TD), McAulay 2-53, Brooks 1-30, Archer 1-19, Atchison 1-10 (TD), Trinkle 1-7. **HU:** Sullivan 6-69, Smith 5-76, Huggins 3-16, Brooks 1-30, Scarpa 1-8 (TD), Riley 1-8, Lewis 1-5.

Defense - W&M: Pigram 10 (9 solo, TFL), Tracy 10 (4 solo, 2 TFL, sack), Wheeling 7, Williamson 6, Wright 6 (FF), Cox 5 (5 solo, PBU), Herbert 4 (TFL, sack, Blocked FG), O'Neill 2 (FR).

Attendance: 12,259; **Time:** 2:51; **Weather:** 75, Sunny

Game-By-Game Results

Game 5

#10 UMass 48, William and Mary 7

Amherst, Mass. • McGuirk Stadium • Oct. 7, 2006

AMHERST, Mass. (10/7/06) -- Massachusetts' Steve Baylark rushed for 187 yards and two touchdowns, and Tony Nelson added three rushing touchdowns to lead the 10th-ranked Minutemen past William and Mary, 48-7, in Atlantic 10 Football action at McGuirk Stadium.

Baylark and Nelson each scored twice in the first half as UMass (4-1, 2-0 A-10) found the end zone on its first four possessions of the game to build a comfortable 28-0 lead at the half. W&M (1-4, 0-3) dropped its seventh-straight conference game and suffered its largest margin of defeat in conference play since joining the A-10 in 1993.


Nelson finished with 69 yards rushing, and Liam Coen passed for 275 yards, completing 12 of 17 attempts, and a touchdown as the Minutemen gained 596 total yards of offense.

Mike Potts completed 27 of 50 passing attempts for a career-high 244 yards and provided the Tribe's only points of the contest on a 35-yard touchdown pass to Joe Nicholas in the third quarter. Nicholas finished with five catches for 62 yards and recorded his fourth consecutive game with a scoring reception.

Potts guided the Tribe on a 10-play, 78-yard drive to get W&M on the board. Potts completed passes to eight different receivers on the afternoon in his first start of the season, also recording career-highs on attempts and completions.

D.J. McAulay had four catches for 47 yards, and tight end Matt Trinkle had a season-high four receptions for 27 yards.

Elijah Brooks rushed for 30 yards on 10 carries, but the Minutemen's stout defense held the Tribe to a net of 30 yards rushing and a 6-for-19 effort on third downs.



Mike Potts had career-highs in attempts (50), completions (27) and yards (244) vs. UMass.

	1	2	3	4	Final
William and Mary	0	0	7	0	7
Massachusetts	14	14	10	10	48

Scoring Summary

Qtr	Team	Score	Time
1st	UMass	Baylark 23 run (Koepplin kick)	7:15
	UMass	Baylark 6 run (Koepplin kick)	2:31
2nd	UMass	Nelson 4 run (Koepplin kick)	11:12
	UMass	Nelson 5 run (Koepplin kick)	5:26
3rd	UMass	FG Koepplin 30	11:02
	UMass	Nelson 29 pass from Coen (Koepplin kick)	5:45
	W&M	Nicholas 35 pass from Potts (Pritchard kick)	0:35
4th	UMass	Nelson 2 run (Koepplin kick)	13:28
	UMass	FG Koepplin 40	7:24

	W&M	UMass
First Downs	16	22
Rushes - Yards	21-30	40-278
Att-Cmp-Int	50-27-1	19-13-0
Pass Yards	244	318
Total Offense	274	596
Total Plays	71	59
Fumbles - Lost	3-0	1-0
3rd Down Conv.	6-19	4-9
Penalties - Yards	2-25	5-70
Sacks by - Yards	0-0	2-10
Time of Possession	32:59	27:01

Rushing - W&M: Brooks 10-35, Holmes 3-6, Viola 1-4, Bynum 2-4, McAulay 1-(4), Potts 4-(15). **UMass:** Baylark 22-187 (2 TD), Nelson 13-69 (3 TD), Coen 1-8, Barthel 1-6, Montgomery 2-4, Cefalo 1-4.

Passing - W&M: Potts 50-27-1, 244 (TD). **UMass:** Coen 17-12-0, 275 (TD), Woodward 2-1-0, 43.

Receiving - W&M: Nicholas 5-62 (TD), Brooks 5-12, McAulay 4-47, Trinkle 4-27, Holmes 4-14, Archer 2-54, Mack 2-19, Taylor 1-9. **UMass:** Moore 5-118 (TD), London 3-83, Listorti 2-40, Harrington 2-34, Bailey 1-43.

Defense - W&M: Cox 9 (5 solo, PBU), O'Neill 7, Tra. McLaurin 8, Riley 7 (3 solo, FF), Allen 6, Wheeling 5 (TFL).

Attendance: 15,822; **Time:** 2:45; **Weather:** 58, Partly Cloudy

Game 6

William and Mary 14, Liberty 13

Lynchburg, Va. • Williams Stadium • Oct. 14, 2006

LYNCHBURG, Va. (10/14/06) -- Elijah Brooks rushed for 101 yards and two touchdowns, and the Tribe hung on for a 14-13 victory over state-rival Liberty at Williams Stadium in Lynchburg.

Brooks eclipsed the 2000-yard career rushing mark in the second quarter en route to his seventh-career 100-yard game, as W&M (2-4) snapped a two-game losing streak. Brooks' second touchdown with 5:50 remaining in the third quarter proved to be the difference, but the outcome wasn't certain until Liberty (3-3) kicker Ben Beasley missed a 37-yard field goal with 2:07 remaining, the Flames' third failed field goal attempt of the contest.

Liberty (3-3), which churned out 315 yards rushing and held a 386-285 advantage in total yards, took a 13-7 lead on Zach Terrell's 6-yard touchdown run, his second, and Beasley's extra point with 10:57 remaining in the third quarter, but the advantage was only six points because the Tribe's C.J. Herbert blocked a point-after attempt in the first half.

Mike Potts, who split time at quarterback with Jake Phillips, finished 5-for-8 through the air for 77 yards and connected with R.J. Archer on a 46-yard completion that set up Brooks' game-winning, 5-yard run in the third. Phillips completed two passes on the afternoon and contributed to a solid Tribe rushing attack with 42 yards on seven attempts, including a key first down run that enable W&M to run out the clock in the closing minutes.

The Flames also had an opportunity to retake the lead in the third, but senior Travis McLaurin blocked a 35-yard field goal attempt by Beasley with 1:32 on the clock.

Derek Cox paced the defense with a career-high 14 tackles, including nine unassisted, and Chris Ndubueze had a season-high 11 stops, including a key unassisted quarterback sack in the fourth quarter for a 7-yard loss on a third down play. Alan Wheeling finished 11 tackles as well and had a 33-yard interception return that set up Brooks' first score, and sophomore Michael Pigram finished with 10 stops.



Elijah Brooks after his second rushing touchdown at Liberty.

	1	2	3	4	Final
William and Mary	0	7	7	0	14
Liberty	0	6	7	0	13

Scoring Summary

Qtr	Team	Score	Time
2nd	W&M	Brooks 3 run (Pritchard kick)	8:27
	LU	Terrell 1 run (Kick blocked)	0:55
3rd	LU	Terrell 6 run (Kolegue kick)	10:57
	W&M	Brooks 5 run (Pritchard kick)	5:50

	W&M	Liberty
First Downs	17	24
Rushes - Yards	37-177	55-315
Att-Cmp-Int	17-7-1	15-8-1
Pass Yards	95	71
Total Offense	272	386
Total Plays	54	70
Fumbles - Lost	0-0	1-0
3rd Down Conv.	6-13	9-15
Penalties - Yards	8-58	9-85
Sacks by - Yards	1-7	0-0
Time of Possession	23:59	36:01

Rushing - W&M: Brooks 23-101 (2 TD), Phillips 7-42, Holmes 3-15, Mack 1-11. **Liberty:** Jennings 22-186, Lawrence 11-60, Terrell 14-45 (2 TD), Smith 2-10, Stokes 5-9, Jackson 1-5.

Passing - W&M: Potts 8-5-0, 77; Phillips 9-2-1, 18. **Liberty:** Smith 12-6-1, 57; Terrell 3-2-0, 14.

Receiving - W&M: Archer 2-49, Nicholas 2-18, Brooks 2-14, Trinkle 1-14. **Liberty:** Jackson 5-51, Bolden 3-20.

Defense - W&M: Cox 14 (9 solo), Wheeling 11 (INT), Ndubueze 11 (TFL, sack), Pigram 10, Tracy 8 (TFL), Larkins 7, Allen 6 (FF), Tra. McLaurin (Blkd FG), Herbert (Blkd PAT).

Attendance: 15,631; **Time:** 2:36; **Weather:** 56, Sunny

Game-By-Game Results

Game 7

#8 JMU 31, William and Mary 17

Harrisonburg, Va. • Bridgeforth Stadium • Oct. 21, 2006

HARRISONBURG, Va. (10/21/06) -- James Madison quarterback Justin Rascati passed for 211 yards and two touchdowns, and Eugene Holloman rushed for 118 yards and a first-half score to lead the eighth-ranked Dukes past William and Mary, 31-17, Bridgeforth Stadium.

JMU won its fifth consecutive game to remain unbeaten in Atlantic 10 play, while W&M dropped its fourth-straight conference game and eighth-straight A-10 game overall dating back to last season.

Rascati threw an 11-yard touchdown pass to Mike Caussin on the game's opening possession and later added a 55-yard scoring strike to Ardon Bransford in the fourth quarter that extended the Dukes' lead to 31-10 with under four minutes remaining.

Elijah Brooks rushed for 99 yards and a touchdown for the Tribe, finishing one yard shy of his eighth career 100-yard game. Mike Potts completed 15 of 24 attempts for 187 yards and a touchdown, and Matt Trinkle pulled in four catches for a career-high 57 yards.

Potts engineered a late six-play, 73-yard scoring drive that ended with a 5-yard touchdown pass to John Taylor. Potts hooked up with Trinkle for a 12-yard reception on the drive and also hit Elliott Mack for a 27-yard gain before connecting on Taylor's first touchdown grab of the season.

Chris Ndubueze paced the defense with 10 total tackles, including eight unassisted stops and a solo tackle for loss, and Travis McLaurin had a 9-yard interception return, his first pick since the 2003 season.



Travis McLaurin returns an interception in the loss at JMU.

	1	2	3	4	Final
William and Mary	0	7	0	10	17
James Madison	7	10	7	7	31

Scoring Summary

Qtr	Team	Score	Time
1st	JMU	Caussin 11 pass from Rascati (Rabil kick)	6:39
2nd	W&M	Brooks 2 run (Pritchard kick)	11:34
	JMU	Holloman 1 run (Rabil kick)	8:46
	JMU	FG Rabil 28	0:00
3rd	JMU	Bolton 2 run (Rabil kick)	7:48
4th	W&M	FG Pritchard 29	14:55
	JMU	Bransford 55 pass from Rascati (Rabil kick)	3:49
	W&M	Taylor 5 pass from Potts (Pritchard kick)	2:23

	W&M	JMU
First Downs	19	20
Rushes - Yards	32-112	40-185
Att-Cmp-Int	31-17-0	21-15-1
Pass Yards	214	211
Total Offense	326	396
Total Plays	63	61
Fumbles - Lost	1-0	1-0
3rd Down Conv.	5-14	6-12
Penalties - Yards	3-27	6-55
Sacks by - Yards	1-2	6-30
Time of Possession	29:45	30:15

Rushing - W&M: Brooks 19-99 (TD), Mack 1-20, Holmes 1-2, Bynum 1-2, Potts 1-(-1), Phillips 9-(-10). **JMU:** Holloman 22-118 (TD), Landers 2-32, Rascati 12-26, Bolton 3-10.

Passing - W&M: Potts 24-15-0, 187, TD; Phillips 7-2-0, 27. **JMU:** Rascati 21-15-1, 211, 2 TD.

Receiving - W&M: Trinkle 4-57, Brooks 4-25, Taylor 3-35 (TD), Mack 2-48, Atchison 2-27, Archer 2-22. **JMU:** Bransford 7-123 (TD), Landers 2-24, Williams 2-17, Boxley 1-15, Baker 1-11, Caussin 1-11 (TD), Newman 1-10.


Defense - W&M: Ndubueze 10 (TFL), Tra. McLaurin 9 (INT), Cox 7 (5 solo), Wheeling 6, Wright 5 (Sack), Tracy 4 (2.5 TFL, PBU).

Attendance: 15,573; **Time:** 2:40; **Weather:** 65, clear



2006 Quarterback Club Weekly Awards - James Madison 10/21

Offense



Elijah Brooks, Sr., RB

Brooks gained 99 yards on 19 carries and scored on a 2-yard touchdown run. He added four catches for 25 yards.

Previous Winners

Maryland - Sept. 2

Cody Morris, Sr., OL

Team 310 yards of total offense

Maine - Sept. 16

Matt Trinkle, Sr., TE

2 rec., 5 yards

VMI - Sept. 23

Elijah Brooks, Sr., RB

15 att., 146 yards rushing, 3 touchdowns

Hofstra - Sept. 30

Elijah Brooks, Sr., RB

15 att., 79 yards rushing, 1 rec., 30 yards

Massachusetts - Oct. 7

Joe Nicholas, Jr., WR

5 rec., 62 yards, TD; 35-yard scoring catch.

Liberty - Oct. 14

Brent Cochran, Jr., OL

Team rushed for 170 yards, averaged 4.6 yards per rush

Defense



Chris Ndubueze, Sr., LB

Ndubueze recorded 10 total tackles, including eight unassisted stops and one behind the line of scrimmage.

Previous Winners

Maryland - Sept. 2

Derek Cox, So., CB

3 TT, 3 PBU, fumble recovery

Maine - Sept. 16

Josh Wright, Sr., DE

6 TT, 2 solo, solo sack

VMI - Sept. 23

Adrian Tracy, RF, DE

9 total tackles, 5 solo, 2.5 tackles for loss, 1.5 sacks, forced fumble

Hofstra - Sept. 30

Michael Pigram, So., LB

10 total tackles, 9 solo, forced fumble

Massachusetts - Oct. 7

Derek Cox, So., DB


Career-high nine total tackles, five solo, PBU

Liberty - Oct. 14

Alan Wheeling, Sr., DB

Career-high 11 total tackles, 33-yard interception return

Special Teams



David Houff, So., DB

Houff made a pair of tackles on kick coverage, including an unassisted stop that resulted in a negative return in punt coverage.

Previous Winners

Maryland - Sept. 2

DeBrian Holmes, So., KR/RB

4 KO returns for 90 yards, including long of 32 yards

Maine - Sept. 16

Drew Atchison, Jr., TE

1 rec., 17 yards

VMI - Sept. 23

Derek Cox, So., PR

4 punt returns, 42 yards, 24-yard long

Hofstra - Sept. 30

Blair Pritchard, Sr., P

5 punts, 230 yards, 46.0 average, 50-yard long, 1 inside 20

Massachusetts - Oct. 7

none

Liberty - Oct. 14

C.J. Herbert, RF, DL

Blocked PAT in one-point victory

2006 William and Mary Football
 William and Mary Overall Team Statistics (as of Oct 23, 2006)
 All games

TEAM STATISTICS	WM	OPP
SCORING.....	121	161
Points Per Game.....	17.3	23.0
FIRST DOWNS.....	121	136
Rushing.....	57	81
Passing.....	58	46
Penalty.....	6	9
RUSHING YARDAGE.....	830	1452
Yards gained rushing.....	997	1612
Yards lost rushing.....	167	160
Rushing Attempts.....	204	310
Average Per Rush.....	4.1	4.7
Average Per Game.....	118.6	207.4
TDs Rushing.....	7	14
PASSING YARDAGE.....	1362	1143
Att-Comp-Int.....	226-120-4	134-77-5
Average Per Pass.....	6.0	8.5
Average Per Catch.....	11.4	14.8
Average Per Game.....	194.6	163.3
TDs Passing.....	9	5
TOTAL OFFENSE.....	2192	2595
Total Plays.....	430	444
Average Per Play.....	5.1	5.8
Average Per Game.....	313.1	370.7
KICK RETURNS: #-YARDS.....	26-497	21-329
PUNT RETURNS: #-YARDS.....	11-103	15-80
INT RETURNS: #-YARDS.....	5-62	4-0
KICK RETURN AVERAGE.....	19.1	15.7
PUNT RETURN AVERAGE.....	9.4	5.3
INT RETURN AVERAGE.....	12.4	0.0
FUMBLES-LOST.....	8-2	15-7
PENALTIES-YARDS.....	29-257	34-345
Average Per Game.....	36.7	49.3
PUNTS-YARDS.....	36-1293	24-950
Average Per Punt.....	35.9	39.6
Net punt average.....	33.7	35.3
TIME OF POSSESSION/GAME.....	28:11	31:49
3RD-DOWN CONVERSIONS.....	37/98	33/87
3rd-Down Pct.....	38%	38%
4TH-DOWN CONVERSIONS.....	5/13	5/6
4th-Down Pct.....	38%	83%
SACKS BY-YARDS.....	8-50	15-96
MISC YARDS.....	0	0
TOUCHDOWNS SCORED.....	16	19
FIELD GOALS-ATTEMPTS.....	3-6	10-14
PAT-ATTEMPTS.....	16-16	17-19
ATTENDANCE.....	33173	96789
Games/Avg Per Game.....	3/11058	4/24197
Neutral Site Games.....		0/0

SCORE BY QUARTERS	1st	2nd	3rd	4th	Total
William and Mary....	24	28	38	31	121
Opponents.....	45	60	33	23	161

2006 William and Mary Football
William and Mary Overall Individual Statistics (as of Oct 23, 2006)
All games

RUSHING	GP	Att	Gain	Loss	Net	Avg	TD	Long	Avg/G
Elijah Brooks	7	111	571	20	551	5.0	6	25	78.7
DeBrian Holmes	7	22	127	11	116	5.3	1	25	16.6
Elliott Mack	7	3	45	0	45	15.0	0	20	6.4
Jake Phillips	6	44	155	112	43	1.0	0	13	7.2
Tony Viola	6	5	32	0	32	6.4	0	11	5.3
Raphael Bynum	7	6	31	0	31	5.2	0	12	4.4
D.J. McAulay	5	3	26	4	22	7.3	0	15	4.4
Matt Nickerson	2	3	10	0	10	3.3	0	5	5.0
TEAM	2	2	0	4	-4	-2.0	0	0	-2.0
Mike Potts	5	5	0	16	-16	-3.2	0	0	-3.2
Total.....	7	204	997	167	830	4.1	7	25	118.6
Opponents.....	7	310	1612	160	1452	4.7	14	62	207.4

PASSING	GP	Effic	Att-Cmp-Int	Pct	Yds	TD	Lng	Avg/G
Jake Phillips	6	95.58	129-61-3	47.3	656	4	46	109.3
Mike Potts	5	138.34	96-59-1	61.5	706	5	54	141.2
R.J. Archer	7	0.00	1-0-0	0.0	0	0	0	0.0
Total.....	7	113.32	226-120-4	53.1	1362	9	54	194.6
Opponents.....	7	133.96	134-77-5	57.5	1143	5	55	163.3

RECEIVING	GP	No.	Yds	Avg	TD	Long	Avg/G
Joe Nicholas	7	22	320	14.5	4	54	45.7
D.J. McAulay	5	18	247	13.7	1	49	49.4
Elijah Brooks	7	17	121	7.1	0	30	17.3
Matt Trinkle	7	15	148	9.9	0	23	21.1
R.J. Archer	7	14	208	14.9	0	46	29.7
Elliott Mack	7	14	165	11.8	2	32	23.6
DeBrian Holmes	7	11	45	4.1	0	16	6.4
Drew Atchison	7	5	64	12.8	1	17	9.1
John Taylor	3	4	44	11.0	1	22	14.7
Total.....	7	120	1362	11.4	9	54	194.6
Opponents.....	7	77	1143	14.8	5	55	163.3

PUNT RETURNS	No.	Yds	Avg	TD	Long
Derek Cox	11	103	9.4	0	25
Total.....	11	103	9.4	0	25
Opponents.....	15	80	5.3	0	20

INTERCEPTIONS	No.	Yds	Avg	TD	Long
Alan Wheeling	1	33	33.0	0	33
Travis McLaurin	1	9	9.0	0	9
Trevor McLaurin	1	6	6.0	0	6
Richard Riley	1	14	14.0	0	14
Kevin Allen	1	0	0.0	0	0
Total.....	5	62	12.4	0	33
Opponents.....	4	0	0.0	0	0

KICK RETURNS	No.	Yds	Avg	TD	Long
DeBrian Holmes	16	288	18.0	0	32
David Caldwell	6	153	25.5	0	46
Elijah Brooks	2	27	13.5	0	15
Elliott Mack	1	23	23.0	0	23
Raphael Bynum	1	6	6.0	0	6
Total.....	26	497	19.1	0	46
Opponents.....	21	329	15.7	0	25

FUMBLE RETURNS	No.	Yds	Avg	TD	Long
Total.....	0	0	0.0	0	0
Opponents.....	0	0	0.0	0	0

2006 William and Mary Football
William and Mary Overall Individual Statistics (as of Oct 23, 2006)
All games

SCORING	TD	FGs	----- PATs -----				DXP	Saf	Points
			Kick	Rush	Rcv	Pass			
Elijah Brooks	6	0-0	0-0	0-0	0	0-0	0	0	36
Blair Pritchard	0	3-6	16-16	0-0	0	0-0	0	0	25
Joe Nicholas	4	0-0	0-0	0-0	0	0-0	0	0	24
Elliott Mack	2	0-0	0-0	0-0	0	0-0	0	0	12
John Taylor	1	0-0	0-0	0-0	0	0-0	0	0	6
D.J. McAulay	1	0-0	0-0	0-0	0	0-0	0	0	6
DeBrian Holmes	1	0-0	0-0	0-0	0	0-0	0	0	6
Drew Atchison	1	0-0	0-0	0-0	0	0-0	0	0	6
Total.....	16	3-6	16-16	0-0	0	0-0	0	0	121
Opponents.....	19	10-14	17-19	0-0	0	0-0	0	0	161

TOTAL OFFENSE	G	Plays	Rush	Pass	Total	Avg/G
Jake Phillips	6	173	43	656	699	116.5
Mike Potts	5	101	-16	706	690	138.0
Elijah Brooks	7	111	551	0	551	78.7
DeBrian Holmes	7	22	116	0	116	16.6
Elliott Mack	7	3	45	0	45	6.4
Tony Viola	6	5	32	0	32	5.3
Raphael Bynum	7	6	31	0	31	4.4
D.J. McAulay	5	3	22	0	22	4.4
Matt Nickerson	2	3	10	0	10	5.0
TEAM	2	2	-4	0	-4	-2.0
Total.....	7	430	830	1362	2192	313.1
Opponents.....	7	444	1452	1143	2595	370.7

FIELD GOALS	FGM-FGA	Pct	01-19	20-29	30-39	40-49	50-99	Lg	Blk
Blair Pritchard	3-6	50.0	0-0	2-3	1-2	0-1	0-0	30	0

FG SEQUENCE	William and Mary	OPPONENTS
Maryland	-	(39),(25)
MAINE	(25),38	-
VMI	(30)	(26),(40)
HOFSTRA	-	(24),(45),33,(47)
Massachusetts	-	(30),(40)
Liberty	-	30,35,37
James Madison	46,(29),29	(28)

PUNTING	No.	Yds	Avg	Long	TB	FC	I20	Blkd
Blair Pritchard	34	1257	37.0	54	3	1	5	1
Corey Davis	1	36	36.0	36	0	0	0	0
TEAM	1	0	0.0	0	0	0	0	0
Total.....	36	1293	35.9	54	3	1	5	1
Opponents.....	24	950	39.6	58	2	1	8	0

KICKOFFS	No.	Yds	Avg	TB	OB
Blair Pritchard	26	1308	50.3	4	2
Total.....	26	1308	50.3	4	2
Opponents.....	35	2117	60.5	9	1

Numbers in (parentheses) indicate field goal was made.

2006 William and Mary Football
 William and Mary Overall Individual Statistics (as of Oct 23, 2006)
 All games

ALL PURPOSE	G	Rush	Rec	PR	KOR	IR	Tot	Avg/G
Elijah Brooks	7	551	121	0	27	0	699	99.9
DeBrian Holmes	7	116	45	0	288	0	449	64.1
Joe Nicholas	7	0	320	0	0	0	320	45.7
D.J. McAulay	5	22	247	0	0	0	269	53.8
Elliott Mack	7	45	165	0	23	0	233	33.3
R.J. Archer	7	0	208	0	0	0	208	29.7
David Caldwell	7	0	0	0	153	0	153	21.9
Matt Trinkle	7	0	148	0	0	0	148	21.1
Derek Cox	7	0	0	103	0	0	103	14.7
Drew Atchison	7	0	64	0	0	0	64	9.1
John Taylor	3	0	44	0	0	0	44	14.7
Jake Phillips	6	43	0	0	0	0	43	7.2
Raphael Bynum	7	31	0	0	6	0	37	5.3
Alan Wheeling	7	0	0	0	0	33	33	4.7
Tony Viola	6	32	0	0	0	0	32	5.3
Richard Riley	7	0	0	0	0	14	14	2.0
Matt Nickerson	2	10	0	0	0	0	10	5.0
Travis McLaurin	7	0	0	0	0	9	9	1.3
Trevor McLaurin	7	0	0	0	0	6	6	0.9
TEAM	2	-4	0	0	0	0	-4	-2.0
Mike Potts	5	-16	0	0	0	0	-16	-3.2
Total.....	7	830	1362	103	497	62	2854	407.7
Opponents.....	7	1452	1143	80	329	0	3004	429.1

2006 William and Mary Football
 William and Mary Overall Defensive Statistics (as of Oct 23, 2006)
 All games

DEFENSIVE LEADERS	GP	-----Tackles-----			TFL/Yds	-Sacks-	---Pass Def---			-Fumbles-		Blkd	
		Solo	Ast	Total			No-Yds	Int-Yds	BrUp	QBH	Rcv-Yds	FF	Kick
36 Kevin Allen	7	23	20	43	1.0-2	.	1-0	2	.	.	2	.	.
21 Michael Pigram	7	21	21	42	2.5-5	1	.	.
40 Chris Ndubueze	7	16	26	42	2.0-9	1.0-7	.	1
97 Adrian Tracy	7	17	25	42	9.5-45	2.5-22	.	2	.	.	1	.	.
37 Derek Cox	7	27	14	41	0.5-2	.	.	5	.	2-0	.	.	.
8 Alan Wheeling	7	15	23	38	2.0-4	.	1-33
52 Travis McLaurin	7	7	29	36	0.5-0	.	1-9	1	.	.	.	1	.
24 Richard Riley	7	15	16	31	3.0-14	.	1-14	1	.	.	1	.	.
39 T.J. O'Neill	6	9	16	25	1.0-5	1.0-5	.	.	.	2-0	.	.	.
94 Josh Wright	7	7	16	23	4.5-10	2.5-8	.	2	.	2-0	.	.	.
95 Cort. Herbert	7	4	18	22	1.0-8	1.0-8	2	.
44 Josh Rutter	4	6	14	20	0.5-1	.	.	1
77 B. Williamson	7	4	14	18	1.5-1
22 David Houff	7	10	7	17
99 Josh Larkins	7	6	11	17
19 David Caldwell	7	7	9	16
23 Trevor McLaurin	7	4	11	15	0.5-2	.	1-6
93 Sean Lissemore	6	3	10	13
35 Ryan Horvath	4	3	2	5
49 Raphael Bynum	7	3	.	3
96 Daniel Pulley	2	.	3	3
92 Ryan Jones	3	.	3	3	1-0	.	.	.
42 Fred Johnson	7	.	3	3
41 Shel. Alexander	7	2	.	2
50 Todd Reyher	6	1	1	2
31 Max Harris	6	2	.	2	1	.	.
98 Rob Varno	7	1	1	2
67 Brent Cochran	7	1	1	2
91 Blair Pritchard	7	1	.	1
5 Tony Viola	6	1	.	1
Total.....	7	216	314	530	30-108	8-50	5-62	15	.	7-0	6	3	.
Opponents.....	7	202	264	466	33-145	15-96	4-0	34	12	2-0	4	1	.