



WILLIAM & MARY

GAME 9: at #21 Towson • Saturday, Nov. 4, 2006 • 1 p.m. • Johnny Unitas Stadium • Towson, Md.



Game Day Information

WILLIAM AND MARY "TRIBE" (2-6, 0-5 A-10) at #21 TOWSON "TIGERS" (6-2, 3-2 A-10)

Kickoff: 1 p.m., Saturday, Nov. 4, 2006

Site: Minnegan Field at Johnny Unitas Stadium (11,198, Artificial Turf)

Radio: 12 p.m. - Prudential McCordle Pre-Game Show on The Tide, WBACH and TribeAthletics.com; 12:30 - "The Game Day Show with Jay Colley and Bob Sheeran" across the William and Mary Bookstore Radio Network. For a complete listing of the Tribe Football Radio Network, see the next page.

All-Time Series: W&M leads, 3-0. (See page four for more information).

Last Meeting: W&M won, 44-13, Oct. 22, last season at Zable Stadium.

First and 10

William and Mary continues conference play on the road Saturday afternoon, taking on No. 21 Towson at Johnny Unitas Stadium in an A-10 Southern Division contest. The Tribe owns a 3-0 all-time record against the Tigers, including a 2-0 mark since becoming conference opponents in 2004 when Towson joined the A-10. The teams have met only once in Maryland with W&M taking a 41-16 decision at Unitas Stadium in 2004. The Tribe has dropped two-straight after winning, 14-13, at Liberty on Oct. 14, including a tough 35-31 loss to Villanova at Zable Stadium last weekend. W&M is in search of its first conference victory of the season, as the Wildcats extended the Tribe's conference losing streak to nine games. Towson is the last A-10 team the College has defeated, winning 44-13 last year in Williamsburg. The Tigers have posted back-to-back conference victories over Villanova and Delaware and boast the league's top passing attack (303.6). Quarterback Sean Schaefer passed for 435 yards and a career-high tying five touchdowns in Saturday's 49-35 win at Delaware and was named the Sports Network National I-AA Player of the Week on Monday. Schaefer leads the A-10 in passing yards (2,213) and completions (183) and has thrown 14 touchdown passes against just four interceptions.

2006 Tribe's Schedule

Date	Opponent	Score/Time
Sept. 2	at Maryland	L/27-14
Sept. 16	MAINE*	L/20-17
Sept. 23	VMI	W/38-6
Sept. 30	HOFSTRA*	L/16-14
Oct. 7	at #10 Massachusetts*	L/48-7
Oct. 14	at Liberty	W/14-13
Oct. 21	at #8 James Madison*	L/31-17
Oct. 28	VILLANOVA*	L/35-31
Nov. 4	at #21 Towson*	1:00 p.m.
Nov. 11	at Delaware*	1:00 p.m.
Nov. 18	RICHMOND*	1:00 p.m.

*A-10 conference game

2006 Tigers' Schedule

Date	Opponent	Score/Time
Sept. 2	MORGAN STATE	W/30-2
Sept. 9	at Elon	W/24-17
Sept. 16	LIBERTY	W/10-3
Sept. 23	at Hofstra*	W/33-30
Oct. 7	MAINE*	L/28-7
Oct. 14	MASSACHUSETTS*	L/35-0
Oct. 21	at Villanova*	W/21-13
Oct. 28	at Delaware*	W/49-35
Nov. 4	WILLIAM AND MARY*	1:00 p.m.
Nov. 11	at Richmond*	1:00 p.m.
Nov. 18	JAMES MADISON*	1:00 p.m.

*A-10 conference game

The Coaches

Jimmye Laycock

Alma Mater, Year: William and Mary, 1970
 W&M Record: 177-125-2 (27th season)
 Career Record: Same
 Career vs. TU: 3-0

Gordy Combs

Alma Mater, Year: Towson, 1972
 TU Record: 85-71 (15th season)
 Career Record: Same
 Career vs. W&M: 0-3

In The Spotlight



#32, DELMUS COLEY SENIOR, RUNNING BACK

Senior Delmus Coley is this week's featured student-athlete "In The Spotlight". (Page 13)

Table of Contents

Media Information	2
W&M Football Radio Network.....	2
W&M Sports Information Staff.....	2
Projected Depth Charts	3
Tale of the Tape	3
This Week's Opponent: Towson.....	4
W&M Football Quick Facts.....	4
W&M Football Game Notes	5
The Tribe in 2006.....	5
Scouting the 2006 Opponents.....	5
Atlantic 10 Information.....	6-7
Tribe Football Record Watch	8-9
Tribe Football Honor Roll.....	9
I-AA National Rankings	10
Head Coach Jimmye Laycock	11
The Laycock Football Center	12
In The Spotlight: Delmus Coley.....	13
W&M Football Rosters.....	14-15
Game-by-Game Starters	16
Tribe in the Red Zone.....	16
W&M Single-Game Highs	17
Opponent Single-Game Highs.....	18
Long Plays of the Season.....	18
Top Offensive Performances	19
Scoring Drives Chart.....	20
The Last Time It Happened	21
W&M Single-Game Records	22
Game-by-Game Results	23
Quarterback Club Awards.....	27
2006 Statistics.....	28



For The Media

W&M Media Relations Staff

Pete Clawson (Primary Football Contact)
Assistant A.D., Media Relations
(O) 757-221-3369 (E) pmclaw@wm.edu

Mark Hoskins (Secondary Football Contact)
Assistant to the Director
(O) 757-221-3344 (E) mjhosk@wm.edu

Kris Sears (Associate SID)
(O) 757-221-3368 (E) kasear@wm.edu

Rob Turner (Associate SID)
(O) 757-221-3370 (E) rrturn@wm.edu

Jake Skipper (Intern)
(O) 757-221-3344 (E) jcskip@wm.edu

Zable Stadium Press Box Phone: 757-221-3414

Sports Information Fax: 757-221-3412

Web Site: www.TribeAthletics.com

Mailing Address:

P.O. Box 399
Williamsburg, VA 23187

Weekly Atlantic 10 Coaches Call

Every Monday from Aug.28-Nov. 20, the Atlantic 10 will conduct a teleconference from 10:00-12:10pm (eastern time) with each of its head football coaches. Each coach will have a 10-minute slot to discuss his team and answer questions from the media. Members of the media are strongly encouraged to participate in the questioning. For the access number, contact Pete Clawson or Stephen Haug in the Atlantic 10 communications office at (215) 545-6678.

10:00 Atlantic 10 update
10:10 Dave Clawson, Richmond
10:20 Jimmye Laycock, William & Mary
10:30 Andy Talley, Villanova
10:40 Rocky Hager, Northeastern
10:50 Mickey Matthews, James Madison
11:00 Jack Cosgrove, Maine
11:10 Don Brown, Massachusetts
11:20 Tim Stowers, Rhode Island
11:30 K.C. Keeler, Delaware
11:40 Sean McDonnell, New Hampshire
11:50 Dave Cohen, Hofstra
12:00 Gordy Combs, Towson

A-10 Press Box Phone Numbers

Delaware	302-831-6199/302-831-2186
Hofstra	516-463-5247
James Madison	540-568-6521
Maine	207-581-1049
Massachusetts	413-545-3550
New Hampshire	603-862-2585
Northeastern	617-566-5956
Rhode Island	401-874-4616
Richmond	804-355-6110
Towson	410-704-3102
Villanova	610-519-5290

Interviews

All requests for interviews must be directed through the Sports Information Office. Players are available Monday morning until noon Thursday. Please call either Pete Clawson, or Mark Hoskins, with interview requests.

Weekly Press Conference

A press conference with head coach Jimmye Laycock will be held every Tuesday at noon at the Hospitality House in Williamsburg. Lunch is served around noon, followed by opening remarks and a question and answer session with Coach Laycock. Interviews with selected players will follow the luncheon. Please confirm your attendance with Pete Clawson in the Sports Information Office at least 24 hours in advance.

Game Credentials

Please make all press and photo requests at least one week in advance. Tickets and parking passes can be mailed with one week's notice. If not, tickets can be picked up, with proper credentials, at the Will Call Window at Zable Stadium on the morning of the game.

Press Parking

Parking for members of the working press is available just southeast of Zable Stadium in front of the University Center. Parking is limited and media members are encouraged to arrive early.

Photographers

Please observe the NCAA rules, which prohibit photographers between the 25 yard lines.

Press Box Services

Located atop the East grandstand of Zable Stadium at Cary field, the press box officially opens two hours prior to kickoff. Pregame notes, flip cards and programs will be available prior to the start. Complete halftime statistics, as well as final team and individual statistics, are available immediately following the game.

Radio

Visiting radio lines may be rented through the Sports Information Office at a cost of \$75 per line. The radio booth for the visiting team is located at the south end of the press box on the lower level. Radio stations should make arrangements with the Sports Information Office at least a month in advance. Requests for the line will be honored on a first-come, first-served basis.

Visiting Film Crews

Space will be allotted in the West Press Box for film and video crews of visiting teams' coaches' shows. We will provide two spots per team.

Post-Game Procedures

Head coach Jimmye Laycock and the visiting coach will be available about 10 minutes after the game in an interview area located directly below the press box. Individual W&M players' names should be given to Pete Clawson during the fourth quarter and they will be made available in the interview room.

The William and Mary Football Radio Network

The W&M Athletics Department announced a new partnership for the Tribe Radio Network. The Notice of Intent to Award issued by the College designates two local stations, 92.3 FM "The Tide" and 107.9 FM "WBACH", as the network's Co-Flagships for the coming athletics season.

"We are extremely excited to be teaming up with Tribe Athletics," said Tom Davis, the President of Davis Media LLC. "We look forward to enhancing the broadcasts and broadening the reach of the games to the many fans throughout Tidewater Virginia."

The new partnership provides the College with solid coverage of the peninsula, as the station's combined footprint reaches from eastern areas of Richmond to the western parts of Norfolk. Tribe fans in Richmond will also be able to catch the action on 1450AM WCLM, which returns for its second season as an affiliate. Also, as usual, long-standing network member WBRG, AM 1050 of Lynchburg is back to carry all the action for 2006.

In addition to the radio coverage, all broadcasts can be heard live on the web at www.TribeAthletics.com.

Despite the new locations on the dial, the College's long-standing broadcast team of team of Jay Colley and Bob Sheeran remain in place to deliver all the action of Tribe football over the airwaves.

William and Mary Radio Network Affiliates

"The Tide"	92.3 FM	Williamsburg
WBACH	107.9 FM	Williamsburg
WBRG	1050 AM	Lynchburg
WCLM	1450 AM	Richmond





Depth Charts

Tribes Offense Depth Chart

Pos.	No.	Name	Elg.	Ht.	Wt.	Note
WR	16	R.J. Archer	RF	6-2	205	Recorded at least one reception in all eight games
	2	Elliott Mack	SO	6-0	195	Recorded a Tribe season-long 27-yard rush vs. 'Nova
LT	67	Brent Cochran	JR	6-5	300	Coaching staff's offensive player of the week vs. LU
	78	Chris Ilardo	RF	6-3	316	Red-shirted last year; Saw action vs. VMI, UMass
LG	72	Justin Oliver	JR	6-4	295	Started the first eight games at guard
	56	C.J. Muse	RF	6-4	305	Saw playing time in second half vs. VMI, UMass
C	68	Cody Morris	SR	6-4	285	Preseason All-American with 33 consecutive starts on OL
	51	Tim Kelley	JR	6-2	316	Saw extended playing time in second half vs. VMI
RG	53	Luke Hiteshew	SO	6-1	295	First eight career starts have come in 2006
	75	Eric O'Brien	SO	6-1	270	Saw first offensive snaps vs. VMI
RT	71	Brad Stewart	JR	6-3	300	Has started 18 consecutive games at right tackle
	79	Michael Grant	SO	6-5	300	Reserve tackle, saw playing time at UMass
TE	85	Matt Trinkle	SR	6-5	260	11 receptions for 108 yards in last four games
	86	Drew Atchison	JR	6-7	250	Career-long and W&M season-long 57-yard TD vs. 'Nova
WR	27	Joe Nicholas	JR	6-3	210	Four catches for 62 yards against Villanova
	11	John Taylor	SR	6-3	210	Three catches for 35 yards, including 5-yard TD at JMU
QB	10	Mike Potts	JR	6-4	220	Passed for 394 yards, two TDs over last two games
(OR)	18	Jake Phillips	SO	6-3	225	Rushed for season-high 42 yards on seven attempts at LU
TB	9	Elijah Brooks	SR	5-9	215	Five rushing touchdowns in last three games
	28	DeBrian Holmes	SO	5-9	185	Rushed for 26 yards against Villanova
FB	32	Delmus Coley	SR	5-8	198	Saw first offensive snaps of the season vs. Villanova
	5	Tony Viola	JR	6-1	217	Season-high 28 yards on four carries vs. VMI

Tribes Defense Depth Chart

Pos.	No.	Name	Elg.	Ht.	Wt.	Note
DE	97	Adrian Tracy	RF	6-4	235	Fifth in A-10 in TFL (11.0); 8 TT, 1.5 TFL, vs. Villanova
	39	T.J. O'Neill	JR	6-1	241	Two tackles, assisted TFL, vs. Villanova
DT	77	Brian Williamson	SR	6-3	290	Pair of assisted tackles at JMU, including 1/2 TFL
	93	Sean Lissemore	RF	6-4	245	Credited with four stops against Villanova
DT	95	Cortenous Herbert	RF	6-3	260	Blocked PAT at Liberty, added four assisted tackles
	99	Josh Larkins	SO	6-2	320	Seven total tackles, including three solos, at Liberty
DE	94	Josh Wright	SR	6-3	245	Eight total tackles, 2.0 TFL, 1.5 QB sacks vs. 'Nova
	92	Ryan Jones	JR	6-3	260	Recovered fourth-quarter fumble vs. VMI
ILB	52	Travis McLaurin	SR	5-11	240	Six total tackles, 9-yard fumble return vs. Villanova
	35	Ryan Horvath	JR	6-1	235	Four tackles in second half vs. VMI with two solos
OLB	21	Michael Pigram	SO	5-10	218	Forced two fumbles against Villanova
	50	Todd Reyher	SO	6-0	215	Special teams action in all eight games; Solo stop at JMU
OLB	40	Chris Ndubueze	SR	6-1	230	Three-straight starts with double-digit tackles (31 total)
	41	Sheldon Alexander	RF	6-1	205	Made first career start at Maryland; One solo tackle
CB	24	Richard Riley	SR	6-2	190	Four unassisted tackles at JMU; Three total vs. 'Nova
	31	Max Harris	FR	5-10	175	Recovered fumble on special teams vs. Villanova
SS	36	Kevin Allen	SO	6-3	205	Nine total stops, with six solo, vs. Villanova
	22	David Houff	SO	6-1	185	Four solo tackles over last two games
FS	8	Alan Wheeling	SR	5-9	180	24 total tackles, assisted TFL, INT in last three games
	42	Fred Johnson	RF	6-1	195	Primarily seen action on special teams this season
CB	37	Derek Cox	SO	6-1	185	Two unassisted tackles, pass break-up, vs. Villanova
	19	David Caldwell	FR	5-11	200	Five total tackles, three unassisted, in last two games

Tribes Special Teams Depth Chart

Pos.	No.	Name	Elg.	Ht.	Wt.	Note
PK/KO	91	Blair Pritchard	SR	5-11	235	Converted 20 of 20 PATs, 4 of 7 field goal attempts
	87	David Miller	FR	6-0	170	True freshman, Top-60 recruit in VA by <i>Roanoke Times</i>
P	91	Blair Pritchard	SR	5-11	235	Recorded season-long 54-yard punt at Liberty
	15	Corey Davis	SR	6-1	200	Attempted Tribe's first punt at Maryland for 36 yards
HO	14	Christian Taylor	SR	6-3	205	Reliable holder on all of team's place-kicks in '05 and '06
	16	R.J. Archer	RF	6-2	195	Directed scout team offense in 2005
LS	94	Josh Wright	SR	6-3	245	Reliable veteran on special teams past two seasons
SS	67	Brent Cochran	JR	6-5	300	Short snapper on placement kicks
KR	19	David Caldwell	FR	5-11	200	Fourth in Atlantic 10 in kick return average (25.9)
	28	DeBrian Holmes	SO	5-9	180	Leads team with 16 returns for 288 yards, 32-yard long
PR	37	Derek Cox	SO	6-1	185	Season-long 25-yard ret. at JMU; Ninth in A-10 (9.2)
	8	Alan Wheeling	SR	5-9	180	Sure-handed veteran in first year as returner

Towson Offense Depth Chart

FL	16	Marcus Lee	SO	6-2	195
	89	Tamba Tongu	RF	6-0	175
H-B	8	Eric Yancey	SR	5-9	165
	2	Paul Perry	JR	6-2	185
SE	9	Andrae Brown	SR	6-0	180
	80	Demetrius Harrison	JR	6-0	190
RT	76	Dan Bridges	RF	6-5	300
	72	Adam Pritts	RF	6-6	305
RG	69	Jeff Tyler	JR	6-6	290
	63	Jeremy Williams	SO	6-2	240
C	78	Nick Bradway	JR	6-0	285
	70	Autin Weibley	SO	6-2	290
LG	70	Autin Weibley	SO	6-2	290
	71	Steve Coda	RF	6-4	295
LT	75	Jermion Bushrod	SR	6-2	325
	67	Leon Stevenson	RF	6-4	292
TE	82	Ryan Collins	JR	6-5	245
	88	Ryan Meehan	SR	6-7	245
TB	18	Nick Williams	JR	5-8	210
	32	Matt Castor	RF	5-10	200
QB	13	Sean Schaefer	SO	6-1	215
	14	Andrew Goldbeck	JR	6-1	225

Towson Defense Depth Chart

RE	91	T.J. Foley	JR	6-3	265
	95	Richard Lee	RF	6-4	241
DT	94	Carlos Allen	SR	6-2	260
	59	Scott Bullock	SO	6-4	265
NG	56	George Mitchell	SR	6-2	300
	92	Haines Holloway	JR	6-2	300
DE	4	John Webb	JR	6-3	220
	47	Alex Butt	FR	6-2	206
WLB	21	Maurice Wilkins	JR	6-1	225
	57	Brett Cheplowitz	RF	6-0	225
ILB	36	Jordan Manning	SO	6-0	222
	52	Josh Root	RF	6-2	235
OLB	29	Marcus Edwards	SR	6-2	200
	28	Donte Blakely	FR	6-0	215
HERO	6	Tony Lumpkin	SR	6-0	190
	17	Trent Covington	SO	6-1	200
RCB	22	Eric Clark	JR	6-1	185
	27	Jimmy McClam	SO	5-7	165
FS	33	Kenny Scott	JR	6-1	195
	15	Drew Mack	SO	6-1	185
LCB	3	Adjete Wilson	SR	6-0	193
	24	Khaliq Price	JR	6-2	200

Towson Special Teams Depth Chart

PK	11	Ron Halbrunner	JR	5-11	185
	35	Mark Bencivengo	SO	6-0	170
KO	35	Mark Bencivengo	SO	6-0	170
	12	Bill Shears	FR	6-4	225
P	19	Stephon Toth	SR	5-9	170
	48	Dave Kahl	SR	5-11	205
HO	14	Andrew Goldbeck	JR	6-1	225
	8	Eric Yancey	SR	5-9	165
PR	16	Marcus Lee	SO	6-2	195
	27	Jimmy McClam	SO	5-7	165
KR	8	Eric Yancey	SR	5-9	165

Tale of the Tape

Pos.	Tribe vs. Tigers		Pos.
	W&M	TU	
WR & TE	6-3/222	6-1/191	DB
OF Backs	6-0/223	6-1/216	LB
OL & TE	6-3/289	6-3/261	DL
DL	6-3/258	6-4/289	OL/TE
LB	6-1/228	5-11/213	OF Backs
DB	6-0/190	6-1/196	WR/TE


* Averages reflect those of starters only.

This Week's Opponent



All-Time Series With Towson

Series Record: W&M leads, 3-0
 Series Record in Williamsburg: W&M leads, 2-0
 Series Record in Towson: W&M leads, 1-0
 Series Record at Neutral Site: n/a
 First Meeting: Oct. 17, 1992; W&M won, 43-15, in Williamsburg.



All-Time Series Meetings

Year	Date	Result	TU Score	W&M Score	Location
1992	Oct. 17	Won	15	43	Williamsburg
2004	Oct. 30	Won	16	41	Towson, Md.
2005	Oct. 22	Won	13	44	Williamsburg

Towson Series Notes

The Big 4-0

In the College's three previous meetings with Towson, William and Mary broke the 40-point barrier on each occasion. Last season, the College handed the Tigers a 44-13 setback in Williamsburg. Two years ago, the Tribe took a No. 16 national ranking into its first-ever visit to Unitas Stadium and came away with a solid 41-16 win. The first meeting between the two schools came during the 1992 season, when the Tribe recorded a 43-15 win over Towson in Williamsburg.

Grounded

The Tribe offense has been particularly successful on the ground against Towson in the last two meetings, as the College has piled up a combined 490 yards on 89 attempts. The team has averaged over five yards an attempt in the span (5.1) and has scored four rushing touchdowns. Last year, W&M rushed for 210 yards and two touchdowns on 42 attempts, with six Tribe players rushing for 20, or more, yards. The 280 rushing yards the Tribe recorded during its 2004 visit to Towson came on 47 attempts and produced two rushing scores.

Both rushing performances stood as the Tribe's season-best total against fellow Atlantic 10 competition in each of the respective years.

The Tribe's air attack hasn't been too bad against the Tigers either, as it has produced a combined 507 yards and four touchdowns in the two previous games, including 202 yards and one score last season.

While on the subject of numbers, one more positive statistic for the College in the previous two meetings with Towson comes in the area of turnover margin, as William and Mary is a solid +3 over the last two games in the series. The Tribe has yielded only one fumble in the two meetings, while the Tigers have thrown three interceptions and also had one fumble.

The Last Meeting

WILLIAMSBURG (10/22/05) -- W&M reeled off 28 unanswered points and held Towson's high-scoring offense scoreless in the second half to pull away for a 44-13 victory at Zable Stadium.

The Tribe forced two second-half turnovers, including junior linebacker Ryan Nickell's 72-yard interception return for a touchdown, and recorded four sacks over the final 30 minutes in holding the Tigers to 95 total yards after intermission.

Redshirt freshman quarterback Jake Phillips guided a nearly flawless offensive performance, throwing for 202 yards and a touchdown on 16-for-21 passing, as the Tribe scored on eight of its 10 possessions. Phillips added a pair of rushing scores and finished with 39 yards on 10 attempts.

Senior place-kicker Greg Kuehn connected on three field goal attempts in the first half (44, 48, 39), bringing his career total to 56, which at the time was one shy of the W&M career record. With 14 points on the day, Kuehn extended his school scoring record to 325 career points.

Redshirt freshman tailback DeBrian Holmes gained a career-high 76 yards rushing on 13 carries, as W&M churned out 210 yards on the ground. Sophomore Tony Viola added 24 yards on five totes and scored on a 1-yard run in the third quarter, the first rushing touchdown of his career.

Sophomore Joe Nicholas paced the receiving corps with 83 yards on six catches, including a 13-yard scoring reception from Phillips in the first quarter. Redshirt freshman Elliott Mack had three grabs for 65 yards.

Josh Rutter and Jon Shaw tied for the team with lead with seven tackles each.



The Tribe defense recorded four sacks in the second half in a 44-13 win over Towson last season.

	1	2	3	4	Final
Towson	7	6	0	0	13
William and Mary	10	6	21	7	44

How They Stack Up

Category	W&M (A-10)	TU (A-10)
Scoring Offense	19.0 (9)	✓ 21.8 (7)
Rushing Offense	125.1 (9)	✓ 90.4 (11)
Passing Offense	194.9 (6)	✓ 292.6 (1)
Had Intercepted	4 (3)	✓ 6 (9)
Total Offense	320.0 (8)	✓ 383.0 (3)
Turnover Margin	1.00 (2)	✓ 0.12 (7)
3rd Down Effici.	38.4 (8)	✓ 40.4 (7)
Scoring Defense	24.5 (8)	✓ 20.4 (6)
Rushing Defense	209.5 (11)	✓ 134.6 (8)
Passing Defense	178.4 (8)	✓ 173.6 (10)
Total Defense	387.9 (11)	✓ 308.2 (7)
Net Punting	33.5 (5)	✓ 26.5 (12)
Penalties	36.4 (3)	✓ 60.9 (11)

Team Leaders

William and Mary

Rushing: Brooks (141 att., 693 yds, 4.9 avg., 8 TD, 86.6 /g)
Passing: Potts (120-71-1, 903 yds, 6 TD, 150.5 /g)
Receiving: Nicholas (26 rec., 382 yds, 14.7 avg., 4 TD, 47.8 /g)
Punt Ret: Cox (12 for 111 yards, 9.2 avg., 25 long)
Kick Ret: Caldwell (8 for 207 yds, 25.9 avg., 46 long)
Kicking: Pritchard (4-7 FG; 20-20 XP)
Punting: Pritchard (36.6 avg., 54 long, 6 Inside-20)
Tackles: Allen, Ndubueze (52)
Sacks: Wright (4.0)
TFL: Tracy (11.0 for 52 yards)
INT: Allen, Riley, Tre. McLaurin, Wheeling, Tra. McLaurin (1)
PBU: Cox (6)

Towson

Rushing: Williams (76 att., 278 yds, 3.7 avg., 2 TD, 55.6 /g)
Passing: Schaefer (263-183-4, 2,213 yds, 14 TD, 316.1 /g)
Receiving: Yancey (52 rec., 642 yds, 12.3 avg., 8 TD, 80.2 /g)
Punt Ret: Yancey (16 for 137 yards, 8.6 avg., 35 long)
Kick Ret: McClam (14 for 270 yds, 19.3 avg., 68 long)
Kicking: Desautels (4-8 FG, 6-7 PAT)
Punting: Shears (36.6 avg., 54 long, 6 Inside-20)
Tackles: Manning (61 total, 27 solo)
Sacks: Edwards (3.5 for 21 yards)
TFL: Edwards (9 for 27 yards)
INT: Mack (2 for 30 yards)
PBU: Five players (4)

Tribe Quick Facts

Location: Williamsburg, Va.
 Founded: 1693
 Enrollment: 5,700
 Colors: Green, Gold and Silver
 President: Gene R. Nichol
 Athletics Director: Terry Driscoll
 Stadium: Walter J. Zable Stadium at Cary Field (12,259)
 Conference: Atlantic 10 Football Conference
 First Season: 1893
 All-Time Record: 511-497-41
 2005 Record: 5-6 (3-5, A-10)

Tigers Quick Facts

Location: Towson, Md.
 Founded: 1866
 Enrollment: 18,011
 Colors: Gold, White and Black
 President: Dr. Robert Caret
 Athletics Director: Mike Hermann
 Stadium: Johnny Unitas Stadium (11,198)
 Conference: Atlantic 10 Football Conference
 First Season: 1969
 All-Time Record: 213-174-4
 2005 Record: 6-5 (3-5, A-10)



Tribe Team Notes

A Win Against Towson Would:

- Extend the Tribe's current three-game winning steak over the Tigers to four-straight. It would also extend the Tribe's current two-game winning streak over the Tigers as conference opponents.
- Mark the team's first win over a ranked opponent on the road since defeating a then fourth-ranked James Madison squad, 27-24, in Harrisonburg on November 13, 2006. The last ranked opponent William and Mary defeated was a then No. 1 ranked New Hampshire team (42-10) on Oct. 8, 2005.
- Snap the Tribe's current nine-game conference losing streak. The College's last win in conference play came against Towson on Oct. 22nd, 2005 (41-16).
- Stand as the team's first road conference win since the Tribe's 44-41 in double overtime victory at Northeastern on Oct. 15th, 2005.



Drew Atchison's 57-yard touchdown reception against Villanova Saturday was the Tribe's longest play from scrimmage this season. It was a career-long reception for Atchison and a career-long pass for junior QB Mike Potts.

Selling Out

With a solid Homecoming crowd of 10,629 in attendance for the game with Villanova, the College has now had four-straight five-digit crowds this season. The last time William and Mary had four, or more, crowds of 10,000-plus in the same year was 1993.

With a sell out crowd of 12,259 in place to witness the College's previous home game against Hofstra on Sept. 30th, the Tribe ended what was an early season, three-game home stand by averaging 11,508 fans per contest. By drawing 10,706 and 10,206 on consecutive weeks leading up to the game with the Pride, the College has now averaged 10,905 per home game, which is 89 percent of the capacity of Zable Stadium.

The announced attendance of 10,706 for the home opener with Maine, the College had its second-largest home opening crowd since the 1996 season. Only last year's number of 11,741, which witnessed the team's victory over Liberty, was better over the 10-year span.

The last three games William and Mary has played under the lights at Zable have averaged 11,058 fans (nearly .902 of capacity).

Did You Know?

The College has had seven crowds of 10,000-plus in its last 10 home games ('04 v. James Madison, 12,259; '05 v. Liberty, 11,756; '05 v. James Madison, 12,287; and '06 v. Maine 10,706; v. VMI 10,206; Hofstra 12,259 and Villanova 10,629), including three sellouts.

Ironically, of the remaining three games during this span that failed to attract a five-digit crowd, one was the home win over then No. 1 ranked New Hampshire, a game played in a torrential downpour.

Heartache on the Home Front

While on the subject of home games, the Tribe's last five have been all been incredibly close, as last week's 34-31 loss to Villanova, continued what has been a heart-wrenching string of conference defeats for the College at home. The past five conference home games, all losses, have seen the Tribe fall by a total of 11 points [JMU, 30-29; Delaware, 22-21; Maine, 20-17; Hofstra, 16-14]. The close scores have been indicative, as all five games were not decided until the final possession.

Prior to the current five-game home slide against conference opponents, Laycock and his charges fashioned one of the strongest home field advantages in the league, as the Tribe had won .730 of its home conference contests (38-14). Currently, the team has a 38-18 all-time home record vs. the A-10.

Milestone

The Tribe's fourth game of the season, vs. Hofstra, stood as William and Mary Head Coach Jimmye Laycock's 300th in his career at the College. In 27 seasons at the helm, he has amassed a 177-125-2 record.

His tenure at the College is unmatched in terms of wins, as his career total of 177 is 132 more than the next closest coach (Rube McCray, 45 – 1944-50), or games coached, as the next closet total to his 302 is the 88 mentored by Jim Root from 1972 to 1979.

In terms of current conference head coaches, only Villanova's Andy Tally and his 239 career games of head coaching experience are within 100 of Laycock's total. Taking it one step further, of the remaining 10 conference head coaches, only Maine's Jack Cosgrove (155) has even half as many games of head experience.

The Tribe in 2006

Overall:	2-6
At home:	1 - 3
Away:	1 - 3
On grass:	0 - 1
On turf:	2 - 5

A-10 overall:	0 - 5
A-10 home:	0 - 3
A-10 road:	0 - 2

By Month:

September:	1 - 3
October:	1 - 3
November:	0 - 0
December:	0 - 0

When scoring first	2 - 2
When opponent scores first	0 - 4
When scoring 30+ points	1 - 1
When scoring less than 30 points	1 - 5
When leading at half	2 - 1
When trailing at half	0 - 5
When tied at half	0 - 0
When leading after 3 qtrs	2 - 2
When trailing after 3 qtrs	0 - 4
When tied after 3 qtrs	0 - 0
When out-passing opponent	2 - 3
When out-rushing opponent	1 - 0
When out-gaining opp. (total off.)	1 - 1
When out-gained by opp.	1 - 5
When leading TOP	0 - 3
When trailing TOP	2 - 3
With an individual 100-yd rusher	2 - 1
With an individual 200-yd passer	0 - 0
With an individual 100-yd receiver	0 - 0
With opponent 100-yd rusher	2 - 3
With opponent 200-yd passer	0 - 4
With opponent 100-yd receiver	0 - 2
When leading turnover ratio	0 - 4
When trailing turnover ratio	0 - 1

Scouting the Opponents

Maryland (6-2), at Clemson
Last Week: vs. Florida State, W/27-24

#22 Maine (5-3, 4-1), vs. Northeastern
Last Week: at Rhode Island, L/3-0

VMI (1-8), OPEN
Last Week: at Gardner-Webb, L/35-31

Hofstra (2-6, 1-4), vs. Rhode Island
Last Week: at New Hampshire, L/10-6

#3 Massachusetts (7-1, 5-0), at New Hampshire
Last Week: at Northeastern, W/7-0

Liberty (3-5), vs. Western Carolina
Last Week: at Coastal Carolina, L/28-26

#4 James Madison (7-1, 5-0), vs. Delaware
Last Week: at Richmond, W/27-10

Villanova (3-5, 2-3), vs. Richmond
Last Week: at William and Mary, W/35-31

#21 Towson (6-2, 3-2), vs. William and Mary
Last Week: at Delaware, W/49-35

Delaware (4-4, 2-3), at James Madison
Last Week: vs. Towson, L/49-35

#15 Richmond (5-3, 2-3), at Villanova
Last Week: vs. James Madison, L/27-10

Game Notes

Team Offensive Notes

Tribe Offense Stingy

The 2006 Tribe offense has been extremely effective in limiting the miscues through its first eight games. By going 63 plays without a turnover vs. Villanova, the Tribe has now yielded just six (four INTs, 2 fumbles) on the year and none over the last three games, a total of 183 consecutive offensive snaps.

The team currently has a +8 turnover ratio on the season (1.00), which ranks second in the Atlantic 10 and seventh nationally.

The Tribe's regular season record for fewest turnovers was set in 2004, when the College gave away just seven over the 11 game schedule. The seven turnovers set the NCAA record for low-single-season total (for 11 games).

One of the leading contributors to the team's ability to protect the ball is senior all-conference tailback Elijah Brooks, who has not mishandled the ball on any of 160 touches this season, including 141 carries. In fact, protecting the ball is nothing new for Brooks, as he has not fumbled since putting the ball on the ground in the second game of last season vs. VMI, a span of 17 games and 304 carries. Since fumbling the ball in consecutive games during the 2004 season, Brooks has coughed the ball up just one time in his last 426 carries. Taking the stat one step further, Brooks is responsible for just three turnovers over 620 career attempts.

Junior quarterback Mike Potts has been nearly as greedy as Brooks when it comes to protecting the ball, as he has thrown only one INT in his 120 total attempts this season. His only miscue came on his 50th, and final, attempt in the team's loss at Massachusetts. Potts has thrown 56 consecutive passes without an interception

In a Rush

Another recent positive trend for the College's offense has been the resurgence of the Tribe's ground game. Since running for a season low 30 yards against UMass on Oct. 7, the Tribe's offense line, led by senior two-time all-conference center Cody Morris, has helped power the team to 460 rushing yards on 111 attempts over the last three contests (an average of 4.1 yds/carry). Over the first five games of the schedule, the College rushed for more than 100 yards just one time (262 vs. VMI). The last three games have seen the Tribe average over 153 yards a game on the ground.

Last week against Villanova, the team took a season-high 42 attempts and generated 171 rushing yards. W&M's 171 rushing yards against the Wildcats stands as the teams most against a conference opponent this season (as the previous high was 112 set two weeks ago against James Madison). One has to go back nine conference games to find the last time the Tribe had rushed for more yardage against an A-10 school (210 vs. Towson in '05).

Did You Know?

The College is currently averaging 194.6 yards passing per game. In the 13 years since the College has joined the conference, the Tribe has averaged less than 200 passing yards a game only twice (1994 - 193.3; 1995 - 160.1).

Double Take

With junior quarterback Mike Potts having thrown for 903 yards and sophomore signal caller Jake Phillips having accounted for 656 passing yards through eight games, the College could have both throw for more than 1,000 yards this season. One has to go back to 1997 to find the last time two Tribe quarterbacks each breached the 1,000 yard mark in the same year (Steve Fill - 1,187 and Mike Cook - 1,070).

Individual Offensive Notes

Battling Brooks

Senior all-conference tailback Elijah Brooks continued his standout play by turning in a season-high 30 carries for 142 yards and a pair of scores vs. Villanova. He reached a milestone on his second carry of the afternoon, a 14-yard burst, as he moved his career rushing total past Phil Mosser (2,171 yards; 1970-71) into 10th place and then later passed Hameen Ali (2,216 yards; 1997-00) for ninth-place on the Tribe's all-time rushing yardage listing. Currently, Brooks has run for 2,298 yards on 512 career attempts, an average of 4.5 yds/att.

The 142-yard effort was his third 100-plus yard effort of the season, and eighth of his career. His eight 100-yard efforts currently ranks him seventh all-time at William and Mary, just one shy of tying Tyrone Shelton for sixth place.

For the season, Brooks has run for 693 yards on 141 attempts (4.9 yds/att). His average of 86.6 yards a contest ranks sixth in the Atlantic 10. With the two touchdowns vs. the Wildcats, Brooks has now rushed for a total of eight on the season, which leads the team (Brooks has eight of the Tribe's nine rushing TDs) and is tied for the league high with UMass' Steve Baylark and URI's Derek Cassidy.

He needs to average slightly better than 102 yards a game over the remaining three contests to become the



Elijah Brooks has rushed for five touchdowns over the last three games. He rushed for 142 yards and two scores in Saturday's loss to Villanova.

ATLANTIC 10 FOOTBALL CONFERENCE

South	A-10	Div.	Overall	H	A
James Madison	5-0	2-0	7-1	4-0	3-1
Towson	3-2	2-0	6-2	2-2	4-0
Richmond	2-3	0-2	5-3	3-2	2-1
Delaware	2-3	1-1	4-4	2-3	2-1
Villanova	2-3	1-1	3-5	0-3	3-2
William and Mary	0-5	0-2	2-6	1-3	1-3

North	A-10	Div.	Overall	H	A
Massachusetts	5-0	2-0	7-1	4-0	3-1
Maine	4-1	1-1	5-3	3-0	2-3
New Hampshire	3-2	1-1	6-2	3-1	3-1
Northeastern	2-3	1-1	3-5	2-1	1-4
Hofstra	1-4	0-2	2-6	0-2	2-4
Rhode Island	1-4	1-1	3-5	3-2	0-3

Around the Atlantic 10 This Week

Saturday, Nov. 4

- *Massachusetts at New Hampshire..... 12 p.m.
- *Northeastern at Maine 12 p.m.
- *William and Mary at Towson 1 p.m.
- *Rhode Island at Hofstra 1 p.m.
- *Delaware at James Madison..... 6 p.m.
- *Richmond at Villanova 6 p.m.

W&M's Atlantic 10 Ranking

Category	Rank	Average/G
Total Offense	8th	320.0
Passing Offense	6th	194.9
Rushing Offense	9th	125.1
Scoring Offense	9th	19.0
Pass Efficiency	8th	115.2
Third-down Conversion	8th	38.4 (43-112)
Fourth-down Conversion	7th	50.0 (8-16)
Red Zone Offense	4th	85.7 (18-21)
Sacks Against	5th	16
Total Defense	11th	387.9
Passing Defense	6th	178.4
Rushing Defense	11th	209.5
Scoring Defense	8th	24.5
Pass Defense Efficiency	12th	146.1
Sacks	T-9th	11
Red Zone Defense	9th	83.9 (26-31)
Turnover Margin	2nd	1.00
Net Punting	5th	33.5
Kickoff Returns	7th	19.3
Punt Returns	7th	9.2
Kickoff Coverage	2nd	17.6
Penalties	2nd	36.7
Field Goals	7th	.571 (4-7)
Time of Possession	12th	28:28

W&M Individuals in the A-10 Top 10

Category	Player	Rank	AVG/G
Rushing	Brooks	6th	86.6
All-Purpose Yards/Game	Brooks	6th	105.1
Passing Average	Potts	8th	150.5
	Phillips	10th	109.3
Passing Efficiency	Potts	5th	137.2
Total Offense	Potts	9th	145.5
Scoring (TDs)	Brooks	5th	6.0
Scoring (Kicking)	Pritchard	7th	4.0
Punting	Pritchard	5th	36.6
Field Goals	Pritchard	9th	0.50
Kick Returns	Caldwell	4th	25.9
Punt Returns	Cox	8th	9.2
Fumbles Recovered	Wright	T-2nd	2
	O'Neill	T-2nd	2
	Cox	T-2nd	2
Fumbles Forced	Pigram	T-3rd	2
	Allen	T-3rd	2
Tackles For Loss/G	Tracy	5th	1.38
Passes Defended	Cox	T-6th	6
Sacks/Game	Wright	T-8th	0.50



ATLANTIC 10 FOOTBALL CONFERENCE

A-10 Predicted Order of Finish

Northern	Southern
1. New Hampshire (22)	1. James Madison (17)
2. Massachusetts (5)	2. Richmond (9)
3. Maine	3. Delaware (1)
4. Hofstra	4. William and Mary
5. Rhode Island	5. Villanova
6. Northeastern	6. Towson

(First place votes)

Last Week's Results

Saturday, Oct. 28

- *Villanova 35, William and Mary 31
- *James Madison 27, Richmond 10
- *Towson 49, Delaware 35
- *Massachusetts 7, Northeastern 0
- *Rhode Island 3, Maine 0
- *New Hampshire 10, Hofstra 6

Last Week's A-10 Players of the Week

Offense: Sean Schaeffer, QB, Towson
 Defense: Kevin Winston, DE, James Madison
 Special Teams: Colin Gallagher, PK, Rhode Island
 Rookie: Luke Bonus, LB, Hofstra; Jared Bradley, RB, Delaware

A-10 in the National Polls

Sports Network (Oct. 30 Poll)

- 3. Massachusetts
- 4. James Madison
- 9. New Hampshire
- 15. Richmond
- 21. Towson
- 22. Maine

Top 10 Career A-10 Coaching Victories (Through OCT. 28)

1. Bill Bowes (UNH, 1972-98)	97
2. "Tubby" Raymond (UD, 1966-01)	89
3. Andy Talley (VU, 1985-)	85
4. Jimmy Laycock (W&M, 1993-)	68
5. Jim Reid (UMass, 1986-91, UR, 95-03)	61
6. Jack Cosgrove (UM, 1993-)	50
7. Tom Jackson (UC, 1983-93)	42
8. Hal Westerman (UM, 1951-66)	41
Vic Fusia (UMass, 1961-70)	41
10. Bob Griffin (URI, 1976-92)	37

Active A-10 Coaches in Bold

All-Time Conference Standings (Through OCT. 28)

Team	Conf. Record	Pct.
Delaware	113-53-0	.681
Massachusetts	212-120-4	.637
William & Mary	68-43-0	.613
Connecticut	158-115-10	.576
Villanova	85-67-0	.559
James Madison	61-51-0	.545
New Hampshire	173-164-10	.513
Hofstra	22-26-0	.458
Maine	153-188-7	.453
<i>Boston U.</i>	<i>143-177-7</i>	<i>.448</i>
Richmond	70-97-0	.419
Northeastern	44-68-0	.393
Rhode Island	121-224-7	.354
Vermont	27-63-2	.304
Towson	6-15-0	.286

Former members in italics

first Tribe back since Hameen Ali (1,022 yards in 1998) to break the 1,000-yard rushing barrier in a single season.

Two weeks ago against James Madison, Brooks had perhaps his finest afternoon on the year by turning in a spirited 19-carry performance which produced 99 yards and a rushing TD in facing one the league's top rated defenses. Also included in his afternoon was four catches for another 24 yards, giving him 123 all-purpose yards against the Dukes.

His numbers are made even more impressive by the fact that the College, as a team, has averaged just better than 118.6 yards a game. He has accounted for over half of the team's 246 total rushing attempts on the season (with 141 through eight games) and has eight of the squad's nine rushing touchdowns.

His two-touchdown performance against the Wildcats also marked the fifth time in his career that he has scored two, or more, TDs in the same game.

Brooks has gained an additional 121 yards (on 17 receptions) and has two kick returns for 27 yards, which pushes his season all-purpose total to 841 yards, an average of 5.4 yards a touch.

Did You Know?

That Brooks' 693 rushing yards represents 69% of the team's total rushing output of 1,001 yards. This is currently the highest percentage by an individual Tribe rusher since Alvin Porch's tremendous 1997 campaign, which saw him account for an amazing 85% of the team's total rushing output by gaining 1,316 of the team's 1,547 total rushing yards.

Record Receiver

One week removed from having his consecutive games streak of having at least one reception snapped at 24 against JMU (a game he left with an injury early in the second quarter), junior receiver Joe Nicholas rebounded with a solid four-catch, 62-yard performance vs. Villanova.

The four grabs moved his career total to 144 and into sole possession of eighth place on the school's all-time receptions listing (past Kurt Wrigley, 1980-82, 141). With two more receptions, Nicholas will vault past another Tribe receiving great, Glen Bodnar (1982-84, 145) and move into the seventh position.

While on the subject of career numbers, Nicholas' three-year receiving yardage total sits at 1,897 yards, which stands just outside the College's all-time 10. With 99 receiving yards vs. Towson, Nicholas will pass David Knight's current 10th-place total of 1,995 yards (set from 1970-72 seasons).

As previously mentioned, Nicholas had carried a 24-game streak of at least one catch going into the game with James Madison. For his career, he has made at least one catch in 28 of his 31 career appearances. A closer look at the numbers will also show that Nicholas has gone for three, or more, catches 22 times in his career. He has either tied or led the team in catches 17 times over the last three seasons.

Nicholas currently leads the team in both receptions (26), receiving yards (382) and receiving touchdowns (four).

Atchison In Action

Junior tight end Drew Atchison has continued to show improvement as the season plays out. This past weekend against Villanova, the Charlottesville, Va. native turned in the offensive play of the day with his 57-yard, fourth-quarter, catch and run. The play temporarily evened the score for the College at 28-28 and brought the Homecoming crowd to its feet.

The play stands as the Tribe's longest from scrimmage this season and was an excellent display of Atchison speed and play making ability. He caught a laser delivered from Potts around the Villanova 40-yard line and quickly made the safety miss in the open field, then out ran the Wildcats' defensive backfield the final distance to the end zone.

For the year, Atchison has made the most of his limited touches, as he has two touchdowns and 130 receiving yards on just seven receptions.

Talented Tight End

While on the subject on Tribe tight ends, senior all-conference performer Matt Trinkle has continued to be a valuable contributor to the College's attack. He turned in a two-catch, 10-yard performance vs. Villanova. The afternoon moved its season totals to 17 catches for 158 yards. He has already surpassed his 2005 total for yardage (148 yards on a career-high 21 catches) that earned him all-conference recognition.

He is just 14 yards shy of passing his career single-season high of 171 yards, set in 2004 on 16 catches. His career totals have seen him bring in 61 catches for a total of 551 yards.



Joe Nicholas tallied four receptions for 62 yards against Villanova. Nicholas moved into eighth place on the College's career listing for receptions (144).

Game Notes

Hot Potts


Junior quarterback Mike Potts had a solid afternoon against Villanova, as he completed 12 of his 24 pass attempts for 197 yards and a score. During the Tribe's two fourth quarter scoring drives, Potts completed all three pass attempts for 84 yards, including the 57-yard connection with Drew Atchison.

Potts has had a penchant for the big play this season, as five of his six scoring passes on the season have gone for more than 30 yards (the only exception was a five-yard TD strike to John Taylor against James Madison).

While still under 150 attempts on the season, the Middletown, DE native has completed a stellar .592 of his passes (71-120). Should he maintain this percentage over the remaining three games (and reach the minimum 150 attempts), he would rank seventh in the school's all-time single season completion percentage listing.

For his career, Potts has connected on 59% of his passes (156 of 264 attempts) for 1,829 yards and 14 TDs (against just three interceptions).

Saturday's action against Villanova marked Potts' third start of the season (his first came three weeks ago at UMass). It was also the first time in the last three weeks that the team had not implemented a quarterback rotation (with sophomore Jake Phillips sharing some of the snaps).



Junior Mike Potts passed for 197 yards and a touchdown and rushed for a score against Villanova.

Noting Pritchard:

Senior punter/place-kicker Blair Pritchard rebounded from a difficult afternoon at James Madison (which saw him hit on just one of three FG attempts) to make a crucial 27-yard field goal in the final minutes against Villanova. The kick gave the Tribe a temporary 31-28 lead with just 2:07 to play and was easily the most pressure packed attempt of his career. Pritchard ended the afternoon with the Wildcats by converting on all four of his extra point attempts and moved to a perfect 20 for 20 on the season in that category.

On the season, he has made four of his seven field goal attempts.

Did You Know?

The College has not missed an extra point in 53 consecutive attempts. The last miss came on the final touchdown in the loss at Rhode Island in 2005.

Worth a Note

Redshirt freshman wide receiver R.J. Archer continued his steady play against Villanova, as the Earlysville, Va. native continues what has been an impressive first season by bringing in a pair of catches for 36 yards. He extended one Tribe third quarter drive by making a remarkable one-handed, sliding grab over the middle, gaining 14 yards and more critically, moving the chains for the Tribe offense.

One of the team's most consistent players, Archer has seen action in all eight games and has 16 catches for 244 yards. He has made at least one catch in every game and his average of 15.2 yards a catch is the top mark on the team among players with more than 10 receptions.

Team Defensive Notes

Youthful Contributions

A look down the Tribe's depth chart for Towson reveals 22 underclassmen, consisting of either sophomores, red-shirt freshmen or true freshmen, in the 44 possible spots. With 12 of those spots found on the defensive side of the ball, it's not surprising to see many of the younger players near the top of the defensive statistics.

Sophomore safety Kevin Allen is tied for the team lead in tackles (52) with senior linebacker Chris Ndueze, while redshirt freshman defensive end Adrian Tracy is third with 50 tackles, followed by sophomore linebacker Michael Pigram with 48. Classmate Derek Cox is sixth with 43 total stops.

Tracy leads the team with 11.0 tackles for loss and is second on the team with 3.0 quarterback sacks, while Allen has recorded 1.5 TFL and two forced fumbles to go along with a pick and two pass break-ups. Pigram has forced three fumbles and tallied 3.5 tackles for loss, while Cox leads the team with six pass break-ups.

Veteran Linebackers Continue Strong Play

Although the Tribe's younger defenders have certainly been garnering high amounts of praise this season, the play of two senior linebackers over the past two weeks has been eye-catching. The all-conference duo of Chris Ndueze and Travis McLaurin has combined for 35 total tackles, 3.0 tackles for loss, an interception and a fumble recovery in the last two games alone.

Ndueze, who was an All-Atlantic 10 selection in 2004, was named the coaching staff's defensive player of

Tribe Record Watch

Touchdown Receptions

1. Rich Musinski, 2000-03	31
2. Dave Conklin, 1996-99	27
3. Harry Mehre, 1985-88	26
4. Mike Tomlin, 19991-94	20
5. Chris Rosier, 1997-2000	19
6. Vito Ragazzo, 1948-50	18
7. Josh Whipple, 1994-96	17
8. Dominique Thompson, 2001-04	16
9. <i>Joe Nicholas, 2004-</i> Kurt Wrigley, 1980-82	15
10. Corey Ludwig, 1991-93 Glen Bodnar, 1982-84	14

Receptions

1. Rich Musinski, 2000-03	223
2. Dave Conklin, 1996-99	190
3. Jeff Sanders, 1981-84	175
4. Chris Rosier, 1997-00	174
5. Michael Clemons, 1983-86	172
6. Harry Mehre, 1985-88	161
7. Glenn Bodnar, 1982-84	145
8. <i>Joe Nicholas, 2004-</i>	144
9. Kurt Wrigley, 1980-82	141
10. Terry Hammons, 1991, 1993-95 Corey Ludwig, 1990-93	140

Receiving Yards

1. Rich Musinski, 2000-03	4168
2. Dave Conklin, 1996-99	3269
3. Chris Rosier, 1997-00	2884
4. Harry Mehre, 1985-88	2748
5. Jeff Sanders, 1981-84	2352
6. Corey Ludwig, 1990-93	2349
7. Terry Hammons, 1991, 1993-95	2134
8. Dominique Thompson, 2001-2004	2123
9. Mike Tomlin, 1991-94	2054
10. David Knight, 1970-72 <i>Joe Nicholas, 2004-</i>	1912

Career 100-Yard Receiving Games

1. Rich Musinski, 1999-2003	21
2. David Conklin, 1995-1999	12
3. Chris Rosier, 1996-2000 Mark Compher, 1987-1990	8
5. Josh Whipple, 1992-1996	7
6. <i>Joe Nicholas, 2004-</i>	6



Tribe Record Watch

Career 100-Yard Rushing Games

1. Derek Fitzgerald, 1991-1995	19
2. Robert Green, 1988-1991	15
3. Alvin Porch, 1993-1997	14
4. Jim Kruis, 1975-1977	11
5. Troy Keen, 1992-1995	10
6. Tyrone Shelton, 1987-1990	9
7. <i>Elijah Brooks, 2004-</i>	8
8. Michael Clemons, 1983-1986	7

Career Rushing Yards

1. Derek Fitzgerald, 1992-95	3744
2. Robert Green 1988-90	3543
3. Troy Keen, 1992-95	2949
4. Alvin Porch, 1994-97	2750
5. Jon Smith, 2001-2004	2546
6. Tyrone Shelton, 1987-90	2534
7. Jim Kruis, 1975-77	2404
8. Bill Deery, 1972-74	2401
9. <i>Elijah Brooks, 2004-</i>	2298
10. Hameen Ali, III, 1997-00	2216
11. Phil Mosser, 1970-71	2171

Career 200-Yard Passing Games

1. David Corley, 1998-2002	31
2. Chris Hakel, 1987-1991	24
3. Mike Cook, 1994-1998	22
4. Stan Yagiello, 1982-1985	20
5. Lang Campbell, 2001-2004	18
6. Shawn Knight, 1990-1994	13
7. Kenny Lambiotte, 1985-1986	7
David Murphy, 1981-1983	7
9. Craig Argo, 1986-1989	6
10. <i>Jake Phillips, 2005-</i>	5
Mike Potts, 2004-	3

Tribe Honor Roll

Atlantic 10 Rookie of the Week

Adrian Tracy, DE, Sept. 24

2006 Preseason Honors

Cody Morris, Sr., OL

Preseason Second Team All-American (Sports Network)

Preseason Second Team All-American (I-AA.org)

Preseason All-Atlantic 10

the week after the JMU game, recording 10 stops in the contest, including eight unassisted, and a solo stop behind the line of scrimmage. He followed that performance with another 10-tackle effort, his third-straight, against Villanova Saturday, finishing with six unassisted stops and a quarterback sack.

McLaurin, an all-league pick in 2003, tallied nine total tackles and returned an interception nine yards, his first pick since the 2003 campaign, against JMU. On Saturday, McLaurin tallied six total tackles, including two solos, assisted on a stop behind the line of scrimmage and returned a fumble nine yards in the fourth quarter, which eventually led to a Tribe field goal.

Ndubueze is tied for the team lead in tackles with 52, while McLaurin is seventh with 42 stops to date.

Tribe Hosts Block Party at Liberty

Two of the more significant plays in the Tribe's victory at Liberty turned out to be blocked kicks. Redshirt freshman C.J. Herbert blocked an extra point try by Liberty in the second quarter, which ultimately proved to be the difference in the one-point win. Travis McLaurin also denied a 35-yard field goal attempt by the Flames in the third quarter. Herbert has two of the Tribe's three blocked kicks this season, as the rookie also rejected a field goal try by Hofstra on Sept. 30. The Tribe's three blocks are one shy of its 2005 season total, although three of those were blocked punts. The last time the Tribe blocked three placement kicks in the same season was 2004, when the team denied four. The last time W&M blocked two kicks, of any kind, in the same game was at Rhode Island in 1996, when the Tribe blocked two punts. The last player to block two kicks in a season was Stephen Cason in 2002.

Did You Know?

The Tribe had six defenders record, or tie, career-highs in tackles at Liberty, including Derek Cox (14), Alan Wheeling (11), Michael Pigram (Tie-10), Josh Larkins (Tie-7), Sean Lissemore (5) and David Houff (4).

Individual Defensive Notes

Ndubueze Continues Solid Play

Senior Chris Ndubueze has been one of the defense's most consistent contributors since moving back into the starting line-up at Liberty. In his last three starts, his first since the 2004 season, Ndubueze has recorded double digit tackles in all three games for a total of 31. He is the first Tribe defender to tally double-digit tackles in three-straight since current linebacker Josh Rutter did it last season against Villanova, JMU and Delaware.

On Saturday, Ndubueze led the squad with 10 tackles, including six unassisted and a solo quarterback sack. Against JMU two weeks ago, he earned the coaching staff's defensive player of the week award after recording a team-high 10 total tackles, including eight unassisted stops and a solo TFL. At Liberty, Ndubueze shined in his first start with a season-high 11 total tackles. He recorded a pair of unassisted stops, including a quarterback sack that resulted in a 7-yard loss on a third down play.

An all-conference performer in 2004, Ndubueze missed the entire 2005 season (personal reasons) but has come back with a solid senior season this fall. He is currently tied for the team lead with 52 total tackles and has 3.0 TFL and 2.0 quarterback sacks.

Tracy Continues Standout Rookie Season

Redshirt freshman Adrian Tracy continues to emerge as one of the bright young stars in the Atlantic 10. Tracy has recorded at least a half-tackle for loss in seven of eight games this season and is currently fifth in the A-10 in tackles for loss with 11.0. He added 1.5 TFL to the total in the loss to Villanova, finishing with eight total tackles overall with four unassisted stops. He leads all conference freshmen in tackles for loss and ranks second among the league's rookies in total tackles with 50.

The only game Tracy hasn't recorded a TFL was the loss to Maine on Sept. 16. He matched his season-high with 2.5 tackles for loss at JMU two weeks ago, a mark he also reached against VMI on Sept. 23, which earned the Atlantic 10 Rookie of the Week award. Tracy earned the A-10 award after recording a team-high nine tackles, including five unassisted stops and 1.5 quarterback sacks against the Keydets. He followed with a career-high 10 total tackles against Hofstra on Sept. 30 and had a pair of stops, including an assist behind the line of scrimmage, at UMass.

Senior Josh Wright Shines In Final Homecoming Game

Complimenting the standout play of the young Tracy on the other end of the line has been the steady play of one of the Tribe's veteran leaders, senior Josh Wright. In his last Homecoming game, against Villanova Saturday, Wright turned in one of his finest performances, recording eight total tackles that included 1.5 quarterback sacks and 2.0 total tackles for loss. With 4.0 sacks on the season, Wright is tied for eighth in the Atlantic 10, averaging 0.50 per game. He



Josh Wright recorded eight total tackles against Villanova, including 2.0 tackles for loss and 1.5 quarterback sacks.

Game Notes

is second among the team's defensive linemen with 31 tackles and second on the squad overall with 6.5 tackles for loss.

Tackles Continue to Add Up For Cox

Derek Cox continued his solid sophomore season at JMU with seven total tackles, including five unassisted stops. He added a pair of solo tackles in Saturday's loss to Villanova. Over his last four games, Cox has tallied 32 total stops with 21 of those tackles coming unassisted. He recorded a team and career-high 14 tackles in the win over Liberty, including a team season-high tying nine solo tackles. On Oct. 7 at UMass, Cox posted a then career-best nine total tackles in the loss to the Minutemen. Cox also broke up a pass attempt to earn the coaching staff's defensive player of the week award for the UMass game.

Cox has been one of the unit's most consistent players in his second season in the secondary, tallying 43 tackles, including a team-high tying 29 unassisted stops, with a team-best six pass break-ups. Cox ranks fifth in the Atlantic 10 in passes defended.

The speedy sophomore has also been a valuable special teams weapon for the Tribe this season, ranking ninth in the A-10 in punt return average. Cox is averaging 9.2 yards per return and recorded a season-long 25-yarder in the loss at JMU.



Sophomore Michael Pigram forced two fumbles against Villanova on Saturday, both of which led to Tribe scores. Pigram is second in the A-10 with three forced fumbles.

Pigram Forces Two Fumbles vs. Villanova

Sophomore linebacker Michael Pigram has turned in a solid effort in his first season as a starter, ranking fourth on the squad with 48 total tackles. He continued to impress on Saturday against Villanova, recording six total tackles, including three unassisted and a solo TFL, and a pair of forced fumbles, both of which led to offensive points for the Tribe. Pigram now has three forced fumbles on the season, which matches the second-highest total in the A-10.

Wheeling Has Career-Day at Liberty

Senior safety Alan Wheeling had his best game since moving to safety during preseason camp, and perhaps the best game of his career, in the 14-13 win at Liberty. Wheeling recorded a career-best 11 total tackles, notching the first double-digit tackle game of his career, and had an interception, the third of his career. Wheeling returned the pick 33 yards to the Liberty 37 yard line in the second quarter to set up the Tribe's first touchdown. He had four unassisted stops in the victory. Wheeling's previous career-high for tackles was seven in the 38-35 overtime win over Northeastern in 2004. He ranks sixth on the team with 38 total tackles and his 33-yard interception return was the team's longest this season. Wheeling recorded six stops in the loss at JMU, including an assist on a stop behind the line of scrimmage.

Defensive Tribal Tidbits

The following are short notes from throughout the season on defensive players:

- Chris Ndubueze was the first upperclassman to lead the team in tackles this season with 10 against JMU. He repeated the feat last weekend with 10 against Villanova.
- Travis McLaurin's interception at JMU was the second of his career, but first since 2003 (VMI).
- Adrian Tracy has recorded at least a half-TFL in six straight games after recording 1.5 vs. Villanova and a season-high tying 2.5 at JMU on Oct. 21.
- Derek Cox is averaging 8.0 tackles per game over the last four contests and has 21 unassisted stops in that span.
- David Houff started the Liberty and JMU games at strong safety, the first two starts of his career.
- Travis McLaurin's blocked field goal vs. Liberty was the second of his career (VMI, 2003).
- Michael Pigram's 10 unassisted tackles (of 11 total) are a season-high for the Tribe.
- Derek Cox's nine solo tackles (of 14 total) at Liberty were one shy of the Tribe's season-high for solos.
- C.J. Herbert is the first Tribe player with two blocked kicks in a season since Stephen Cason in 2003.
- A redshirt freshman or sophomore has led the Tribe in tackles in six of eight games this season.
- Alan Wheeling's 33-yard INT return at LU was the longest since James Miller's 80-yard return at Villanova last year.
- David Caldwell and Max Harris are the first two true freshman defenders to see playing time at corner since Hasani Cameron in 1998.
- Harris, who forced a fumble vs. VMI on Sept. 23, registered his first-career fumble recovery against Villanova.

National Rankings

Sports Network I-AA Top 25 (Oct. 30)

Team (First Place Votes)	2006 Record	PR
1. Appalachian State (93)	8-1	1
2. Montana (1)	7-1	2
3. Massachusetts(3)	7-1	4
4. James Madison	7-1	5
5. North Dakota State (3)	7-1	6
6. Cal Poly	6-2	9
7. Youngstown State	7-2	10
8. Illinois State	6-2	3
9. New Hampshire	6-2	11
10. Tennessee-Martin	7-1	12
11. Furman	6-3	8
12. Southern Illinois	6-2	19
13. Hampton	8-1	17
14. Northern Iowa	5-3	7
15. Richmond	5-3	13
16. San Diego	8-0	20
17. Coastal Carolina	6-2	22
18. Harvard	6-1	23
19. Montana State	6-3	24
20. Eastern Illinois	5-4	14
21. Towson	6-2	NR
22. Maine	5-3	15
23. Princeton	6-1	18
24. South Dakota State	5-3	NR
25. Portland State	5-4	21

W&M In the Rankings in 2006

Week	Sports Network
Preseason	RV
Sept. 4	RV
Sept. 11	RV
Sept. 18	RV
Sept. 25	-
Oct. 2	-
Oct. 9	-
Oct. 16	-
Oct. 23	-
Oct. 30	-
Nov. 6	-
Nov. 13	-
Nov. 20	-
Final	-

Sports Network 2006 Preseason Top 25

Team (First Place Votes)	2005 Record	PR
1. Appalachian State(68)	12-3	1
2. New Hampshire (14)	11-2	5
3. Montana (5)	8-4	12
4. Northern Iowa (3)	11-4	2
5. Furman (1)	11-3	3
6. Cal Poly (3)	9-4	6
7. Youngstown State	8-3	14
8. James Madison	7-4	25
9. Illinois State	7-4	22
10. Massachusetts	7-4	19
11. McNeese State	5-4	NR
12. Georgia Southern	8-4	9
13. Hampton	11-1	10
14. Eastern Illinois	9-3	16
15. Richmond	9-4	8
16. Delaware	6-5	NR
17. Southern Illinois	9-4	7
18. Texas State	11-3	4
19. North Dakota State	7-4	NR
20. Eastern Kentucky	7-4	NR
21. UC Davis	6-5	NR
22. Montana State	7-4	18
23. Grambling State	11-1	11
24. Nicholls State	6-4	17
25. Coastal Carolina	9-2	24



Head Coach Jimmye Laycock

William and Mary Head Coach Jimmye Laycock

27th Season

Career Record: 177-124-2 (.593)



Comments from Monday's Atlantic 10 call:

Q: What were your thoughts about Saturday's [35-31 loss to] Villanova?:

I thought it was a wide-open game, obviously. I thought we played pretty well offensively and we tried on defense, but weren't able to make the plays. [Villanova quarterback Marvin] Burroughs played very well. We weren't able to contain him on that last drive [six play, 67-yards fourth quarter TD march] for sure and not much at all, really. [The game] came down to him and he made plays.

Q: Several years in a row now, when you guys have played Villanova, the winner of the game scored 35 or more, is there a reason for that?:

Off-hand, I don't know. I thought Saturday both teams were executing pretty well, offensively, but I don't know if there is a carry over from year to year.

Q: [Other local coaches were] talking about the wind during their games on Saturday, and how there were no points scored going into the wind, was it a factor in your game?:

I don't think the wind really had much effect on our game. There was more of a cross wind that was swirling around a little bit. It was pretty windy, but I don't think it affected the quarterbacks throwing the ball. Also, I don't think it affected what few punts there were in the game, so I don't remember it being a major factor at all.

Q: It's the last quarter of the season, you have three games to go, what do we need to see from your team over these last three games to make you feel better about them and to make them feel better about themselves?:

I think we need to keep competing and keep working to get better. I think we are improving and I think we're trying hard. But, we need to find ways to continue to improve. I think we've got a lot of things, especially defensively, that we've got to work on getting better. I think offensively we're getting a little bit better, especially in our running game. But, we've got to improve things in the passing game, so far as coordination of some routes, recognition of coverages and those types of things.

Q: How did [junior quarterback] Mike Potts do in his start on Saturday and did he earn the starting job again for this week?:

Yeah, he played all right. I think he could play better. He made some good throws and some good decisions, but he also made some poor decisions and some poor throws. It was okay and as far as I can see he looks ready to go again this week. He's like a lot of us [in the program], he's got to improve and continue to get better.

Q: What area does he need to improve the most?:

Probably just making throws that need to be there and hitting guys he should be getting. Making decisions as to the timing on throws. He has made some very good throws, as well.

Q: Could you describe the impact that [senior linebackers and twin brothers Travis and Trevor] McLaurin have had on your program over the last five years?:

They have been good, consistent players, and good leaders. Unfortunately, they have been hurt a good deal as both of them have sustained knee injuries. Right now, Trevor is out with a knee injury and I don't know if he's going to return this year at all. It has been frustrating for them. They haven't been able to stay in there and continue to play week after week, year after year. I think they both could have developed into very, very good players. They are good players, but I think you can't be the same thing when you've had the knee surgeries that they've had. They are good, hard-working players.

Q: A guy who sometimes seems to be under the radar, because of all the other talented running backs in the Atlantic 10, is [senior all-conference tailback] Elijah Brooks. He has run for 2,298 career yards and is ninth on the all-time listing at W&M, can you talk about the dimension he adds :

Without him there's no telling what we'd do. He carried 30 times Saturday [for 142 yards and two touchdowns] and I think he means as much to us as any player means to anybody. He's just done a heck of a job running the football for us and also being a great leader. I could just go on and on so far as superlatives for Elijah, he works hard in practice, he works hard in the game, he's making the cuts and coming up with runs in tough situations and tough, tough circumstances and he's coming through with big plays. I think he's a great running back.

Q: Talk about his performance on Saturday:

He had a bunch of crucial carries, some fourth downs where he had to find ways to pick it up and he did, find way to get in the end zone and he did and sometimes he had the best blocking and sometimes he did not. I really can't say enough about how good he has been for us this season.

Q: This week you've got Towson up at Baltimore, what are your thoughts about that game?:

Well, they look to be much, much improved. I haven't really seen much of their offense, but their QB Sean Schaefer is putting up the numbers and they've got some real good wide receivers that help them to throw it around pretty well. We've got our hands full trying to pull down that passing game.

The Laycock File

Hometown: Hamilton, VA

Alma Mater: William and Mary (1970)

Graduate Degree: Clemson (1972)

Playing Career

1966-69 Lettered at both DB and QB at W&M

Coaching Career

Year	Position, School
1970	Offensive coach, Newport News High School
1971-72	Graduate Assistant, Clemson University
1973-74	Offensive Backfield Coach, The Citadel
1975-76	Quarterbacks Coach, Memphis State
1977-79	Offensive Coordinator, Clemson University
1980-	Head Coach, College of William and Mary

Winningest Active Division I / I-AA Coaches

(By Victories - Through Oct. 28)

1. Bobby Bowden (Florida State) 363
2. Joe Paterno (Penn State)..... 360
3. Mike Kelly (Dayton) 234
4. Bob Ford (Albany) 216
5. Frank Beamer (Virginia Tech) 194
6. Joe Taylor (Hampton)..... 190
7. Al Bagnoli (Penn)..... 189
8. Walt Hameline (Wagner) 179
- Dennis Franchione (Texas A&M)..... 179
10. Jimmye Laycock (W&M) 177

Division I / I-AA Coaches Most Years at Current Schools

1. Joe Paterno (Penn State, 1966-2005)..... 40
2. Bob Ford (Albany, 1973-2005) 33
3. Bobby Bowden (Florida State, 1976-2005) 30
4. Jimmye Laycock (W&M, 1980-2005) 26

Career A-10 Coaching Victories (Through Oct. 21)

1. Bill Bowes (UNH, 1972-98) 97
2. "Tubby" Raymond (UD, 1966-01) 89
3. Andy Talley (VU, 1985-) 84
4. Jimmye Laycock (W&M, 1993-) 68
5. Jim Reid (UMass, 1986-91, UR, 95-03)..... 61

Laycock in the NCAA I-AA Playoffs

Year	Round	Opponent, Result
1986	First Round	Delaware, 17-51 (L)
1989	First Round	Furman, 10-24 (L)
1990	First Round	Massachusetts, 38-0 (W)
	Quarterfinals	Central Florida, 38-52 (L)
1993	First Round	McNeese State, 28-34 (L)
1996	First Round	Jackson State, 45-6 (W)
	Quarterfinals	Northern Iowa, 35-38 (L)
2001	First Round	Appalachian State, 27-40 (L)
2004	First Round	Hampton, 42-35 (W)
	Quarterfinals	Delaware, 44-38, 2 OT (W)
	Semifinals	James Madison, 34-48 (L)

Laycock vs. The Atlantic 10

Team	W	L	T
Delaware	11	15	0
Hofstra	2	2	0
James Madison	12	15	0
Maine	5	2	0
Massachusetts	4	6	0
New Hampshire	9	2	0
Northeastern	10	2	0
Rhode Island	9	2	0
Richmond	19	7	0
Towson	3	0	0
Villanova	9	7	1

Making An Impact: Facility Upgrades

The Jimmye Laycock Football Center

On Friday, Sept. 15, ground was broken on the Jimmye Laycock Football Center, a future 30,000-square foot complex that will be located at the northwest corner of the stadium on what is the Tribe's football practice field at a cost of \$11 million.

The ceremony was attended by many prominent alumni and former players, as well a number of friends and donors to the Athletics Department.

The center will provide a new home for team and coaches lockers, an athletic training room, an equipment storage area, coaches offices, conference rooms, and administrative support areas – as well as an entrance that will include a Tribe Football Hall of Fame space. The project is scheduled to be finished in the fall of 2007.

The two-story football complex was designed by Moseley Architects out of Virginia Beach and HOK Sport, an internationally renowned architectural firm based in Kansas City, Mo., whose clients include sports venues at nearly every level, including Oriole Park at Camden Yards.

Officials worked closely with the building designers to ensure the complex complements the architecture of Zable Stadium and conforms to the campus design guidelines.

FieldTurf Installation at Zable Stadium

During the spring, the W&M Athletics Department announced plans for the conversion of the natural grass playing surface in Zable Stadium to a state of the art, synthetic playing surface for the 2006 football season.

In July, the installation of the new playing surface, FieldTurf Pro, was completed, giving the Tribe one of the nation's finest playing fields. The installation, at an estimated total cost of \$840,000, was performed by Ballard Sports out of Cary, N.C.

FieldTurf features a non-abrasive fiber surface that resembles natural grass blades. Its blend of specially treated Polyethylene fibers prevents abrasions, or "rug burn". Unlike traditional synthetic turf, which relied on an underlying shock pad for player comfort and safety, FieldTurf grass fibers are surrounded and stabilized by a special blend of "synthetic earth" – a mixture of smooth, rounded silica sand and rubber granules. The sand and rubber are precision layered and provide a stable, resilient, uniform, shock-absorbing surface.

The Tribe's playing field is the same surface used by 24 NFL teams, including the Detroit Lions, host of Super Bowl XL in 2006. It is a football-dedicated surface and only has markings specific to the sport.

The FieldTurf project is the second major completed upgrade at the venerable stadium, as last season saw the school raise \$650,000 to place permanent light fixtures at Zable.



President Gene R. Nichol and Walter Zable were among the many guests for Friday's ground-breaking ceremony for the Jimmye Laycock Center.

The Laycock Center Facts

Overview

- Total Estimated Cost: \$11 million
- 30,445 square foot, two-story building
- Building will house football offices, meeting space, training room, equipment room and locker room

Office Space

- Eight coaches offices, including 500 square foot head coaching suite with balcony view into Zable Stadium
- Assistant coaches offices will overlook practice field
- All offices will be networked into a state-of-the-art video system
- 300 square foot video production room

Meeting Spaces

- One 2,500 square foot team meeting room with wall-to-wall carpet
- Four additional position meeting rooms, averaging 300 square feet
- All meeting areas networked with video system
- 900 square foot recruiting lounge with window and balcony overlooking Zable Stadium

Lobby

- 1,650 square foot area serving as grand entrance with circular stairwell to offices
- Sky lights
- Will display prominent moments from program's proud history

Training Room


- 3,900 square foot state-of-the-art room, featuring 2,800 square foot treatment and taping area
- Hydro-therapy room
- Doctor's exam room
- Staff lockers

Locker Room

- 4,200 square foot carpeted room with 100 lockers
- Breakout meeting space
- Cable television
- Full bathroom/shower and drink station

Equipment Room

- 2,300 square foot area with washers, dryers and lockers
- Walk-up, pass-through laundry station
- Abutting loading dock access



MOSELEY / HOK



Delmus Coley, Senior, Running Back

Hometown: Virginia Beach, VA

What high school did you attend?: Floyd A. Kellam High

Who is the school's most prominent alumni?: Well, we haven't had one yet, really. We're still working on that.

Who was the most influential person in your athletic career?: My father. From day one, he is the man that instilled my work ethic in me. He has told me that everything I do needs to be done to the best of my ability.

It has been fairly well known around the program that your dad has put together an extremely difficult offseason work out regimen for you over the years. Can you explain what a typical day would entail?: A normal summer day would be, we meet at the ocean front around 7 a.m. and warm up by running out a mile on the boardwalk and running back on the sand. Then, we would do agility and footwork drills in the sand. Then, we would run 110- and 40-yard sprints in the sand, some of those sprints we'd use parachutes. We'd go from there to Mount Trashmore and get a hill workout in, running sprints up the hill and doing some other football related drills. Later in the afternoon, we'd go to the weight room, or go to a local field and work on field related drills. It was really intense.

How many days a week would you do this?: Three or four times a week. Normally about 20, or so, guys would show up.

What would you do during the school year?: We would get up around 4:30 am and go to Mount Trashmore and be running by 5. We would run drills until about 6:30 and would usually show up to school with all our workout clothes on.

What other sports did you compete in during high school?: I also ran AAU track. I used to really enjoy the sport and would compete nationally in some of the sprints. But, once I started lifting weights and got bigger, I started getting a little slower. It got to the point where I had to choose between the two sports, and choose the one I love the most, football.

What other schools recruited you?: Most of the Atlantic 10 schools and also a lot of the MEAC. I was close to choosing Hampton.

What made you decide on William and Mary?: I knew the overall football experience would be better. Also, the great academics and that it was so close to home helped a lot. Another big factor was that I knew they threw it a lot and that I could come here and improve my ball skills and become a more complete player.

After showing tremendous promise as a redshirt freshman and running for 100-plus yards in four-straight games in 2003, you suffered a devastating knee injury. Can you explain what it was that happened?: I ripped my knee to shreds [at the end of a game-breaking a 40-plus yard fourth quarter run that sealed a win over New Hampshire]. I tore three ligaments and my IT band. I had to have three surgeries to get it all back together. The first one came the next day after I got hurt, because the damage was so extensive it was threatening the major nerve running down my leg. The next surgery was to break my leg and straighten it out. For five months after that operation, I had to tighten a vice-like brace with a wrench everyday to straighten out my leg. The final surgery was on my ACL to clean everything up.

What made it even worse was the fact that I got hurt on my birthday. When my mom came up to me as I was lying on the field, it was the first time she had talked to me that day and she was crying and wishing me a Happy Birthday. I'll never forget that moment.

When the doctors were looking at your injury what were they saying?: I was done. Basically they were saying that it was a long-shot for me to be even be jogging again, much less being back on the field playing.

What was your attitude?: Just growing up, nothing ever held me down. I made doing the rehab a normal routine. I just got up and went to work. It was a long, hard process, but, to be honest, it wasn't that hard for me. I have always been used to working hard, rehabbing was just a different process.

How soon after the injury did your father try and get you back to working out? Well, my father kept asking my everyday after the surgery when I was going to get back into the gym. He eventually wore me out on around the third or fourth day and we went. I was only there for about 15 minutes before I convinced him that it really wasn't going to be very productive. My mother kind of restrained him from there on out. Looking back on it, I do appreciate what he was trying to do for me.

With all this being in your past, how does it feel to look on a depth chart and see your name in there as a starter again [he will be making his first career start at fullback on Saturday against Towson]?: It's been a long time. I am just glad to be back on the field playing. I can't wait to get out there and compete with the guys and am willing to do whatever it takes to help the team win.

What is it going to mean to you to be playing again, after all that you have been through?: It means a lot. Sitting on the sideline and being away from the action for so long, I hear the guys talking about the game in the locker room and I couldn't really relate, since I wasn't out there with them. Now, I will be able to relate better with them and, honestly, I will feel more like a football player than I have.

Once I am out there on the field playing, I'll feel like I completed the task of defeating the injury and I'll have come full circle.

How different will it be for you to be playing fullback?: It will be a challenging, but I have to get the job done. It will certainly be different for me to be looking for someone to hit instead of trying to avoid tacklers.

What has been your most interesting class at William and Mary?: Human Anatomy. We worked with cadavers and we got to see all the actual workings in the knee. I got a first hand look at all of what I tore and see how everything works in the area. I could really relate what the professor was talking about when we went through that portion of the class.

What major are you and what are you looking to do when you graduate?: I am a kinesiology major. I hope to pursue a physical therapy school somewhere. I spent almost two solid years in physical therapy and have gotten to pretty much know the ins and outs of it. Before the injury, I had some interest, but after being around it so much with the injury, I got to see the whole process and how it works. It is very interesting.

What has been your hardest class since you've been here?: Italian. No questions asked.

What is the one thing you are going to take away from your time as a player here at W&M?: Every aspect and situation in life that I go through, I have to stay positive and keep my head up and believe that I can achieve anything that I set my mind to doing. Being down and out isn't any fun, like I was after the injury. But, I learned when you get knocked down, you have to get back up.



Tribe Alphabetical Roster

No.	Name	Pos.	Elg.	Ht.	Wt.	Hometown	High/Prep School
41	Alexander, Sheldon	DB	Fr. (R)	6-1	205	Gordonsville, Va.	Woodberry Forest
36	Allen, Kevin	DB	So. (R)	6-2	205	Richmond, Va.	Highland Springs
65	Allison, Kyle	DL	Fr.	6-2	280	Burke, Va.	Lake Braddock Secondary
26	Alvarado, Michael	DB/WR	Fr.	6-0	180	Gaithersburg, Md.	Gaithersburg
16	Archer, R.J.	WR	Fr. (R)	6-2	205	Earlsville, Va.	Albemarle
86	Atchison, Andrew	TE	Jr.	6-7	250	Charlottesville, Va.	Albemarle
88	Boykin, Obie	DB	So. (R)	6-3	205	Williamsburg, Va.	Surry County
9	Brooks, Elijah	RB	Sr. (R)	5-9	215	Largo, Md.	DeMatha
95a	Brooks, Sean	DL	So.	6-4	210	Poquoson, Va.	Poquoson
49	Bynum, Raphael	FB	Fr. (R)	5-9	225	Stafford, Va.	North Stafford
19	Caldwell, David	DB	Fr.	5-11	200	Montclair, N.J.	Lawrenceville School
7	Callahan, Mike	QB	Fr.	5-11	190	Mountville, Pa.	Hempfield
67	Cochran, Brent	OL	Jr. (R)	6-5	300	Reston, Va.	South Lakes
32	Coley, Delmus	RB	Sr. (R)	5-8	198	Virginia Beach, Va.	Floyd Kellam
88a	Conyers, Terreon	WR	Fr.	5-11	190	Norfolk, Va.	Booker T. Washington
7a	Cottingham, Ben	DB	Fr.	5-9	175	Abingdon, Md.	Edgewood
37	Cox, Derek	DB	So. (R)	6-1	185	Winterville, N.C.	J.H. Rose
15	Davis, Corey	WR	Sr. (R)	6-1	200	Chesapeake, Va.	Deep Creek
54	Dewispelaere, Nicholas	LB	Fr.	6-0	205	Virginia Beach, Va.	Floyd Kellam
3	Dill, Marshall	WR	Fr.	5-10	170	Woodbridge, Va.	C.D. Hylton
81	Dohse, Cameron	WR	Fr.	6-0	180	Clifton, Va.	Centreville
45	Falbo, Graham	FB	Jr. (R)	6-0	235	Centreville, Va.	Westfield
59	Foley, Jacob	OL	Fr.	6-1	260	Collinsville, Va.	Bassett
13	Francks, Evan	DB	Fr.	5-11	200	Medford, N.J.	Shawnee
64	Frazier, Matthew	OL/DL	Fr.	6-3	290	Poquoson, Va.	Poquoson
79	Grant, Michael	OL	So. (R)	6-5	300	Wrightstown, N.J.	Notre Dame
31	Harris, Max	DB	Fr.	5-10	175	Marietta, Ga.	Sprayberry
95	Herbert, Cortenous	DL	Fr. (R)	6-3	260	Germantown, Md.	Northwest
17	Hill, Chase	QB	Fr.	6-2	195	Virginia Beach, Va.	Princess Anne
63	Hill, Keith	OL/DL	Fr.	6-4	305	Hamilton Square, N.J.	Lawrenceville School
83	Hissong, Gareth	DE/TE	Fr.	6-3	250	Hanover, Pa.	Delone Catholic
53	Hiteshew, Luke	OL	So. (R)	6-1	295	Baltimore, Md.	Mount St. Joseph
43	Hobson, Jimmy	FB	Fr.	5-11	215	Cincinnati, Ohio	St. Xavier
28	Holmes, DeBrian	RB	So. (R)	5-9	185	Fort Eustis, Va.	Woodside
35	Horvath, Ryan	LB	Jr. (R)	6-1	235	Midlothian, Va.	Midlothian
22	Houff, David	DB	So. (R)	6-1	185	Blacksburg, Va.	Blacksburg
74	Humphreys, Tommy	OL	Fr.	6-4	265	Centreville, Va.	Centreville
78	Ilardo, Chris	OL	Fr. (R)	6-3	316	Baltimore, Md.	St. Paul's School
58	Jean-Pierre, Bryan	DL	Fr.	6-3	245	Doralville, Ga.	Dunwoody
42	Johnson, Fred	DB	Fr. (R)	6-1	195	Richmond, Va.	St. Christopher's
92	Jones, Ryan	DL	Jr. (R)	6-3	260	Blacksburg, Va.	Blacksburg
51	Kelley, Tim	OL	Jr.	6-2	316	Pataskala, Ohio	Watkins Memorial
84	Klatzkin, Daniel	TE	Fr.	6-4	235	Potomac, Md.	Randolph-Macon Academy
80	Lanning, Brian	WR	Fr. (R)	6-0	170	Frederick, Md.	Frederick
99	Larkins, Josh	DL	So. (R)	6-2	320	Toms River, N.J.	Toms River North
93	Lissemore, Sean	DL	Fr. (R)	6-4	245	Dumont, N.J.	Dumont
2	Mack, Elliott	WR	So. (R)	6-0	195	Irvington, N.J.	Delbarton
25	Marriner, Courtland	RB	Fr.	5-9	180	Chesapeake, Va.	Western Branch
4	McAulay, D.J.	WR	So.	5-11	180	New Haven, Conn.	Westminster School
62	McCutcheon, Thomas	OL	Fr. (R)	6-5	310	Chesapeake, Va.	Deep Creek
52	McLaurin, Travis	LB	Sr. (R)	5-11	240	Wilmington, Del.	Thomas McKean
23	McLaurin, Trevor	LB	Sr. (R)	5-11	236	Wilmington, Del.	Thomas McKean
87	Miller, David	K/P	Fr.	6-0	170	Centreville, Va.	Westfield
73	Miller, Tyler	OL/DL	Fr.	6-3	280	Virginia Beach, Va.	Kellam
61	Moore, Christopher	OL	Fr. (R)	6-1	260	Madison Heights, Va.	Amherst County
68	Morris, Cody	OL	Sr.	6-4	285	Jeansville, Pa.	Hazelton Area
82	Muro, Evan	TE	So. (R)	6-6	250	Newport News, Va.	Warwick
56	Muse, C.J.	OL	Fr. (R)	6-4	305	Lexington, S.C.	Lexington
40	Ndubueze, Chris	LB	Sr. (R)	6-1	230	Lanham, Md.	DeMatha
57	Neely, Brian	DL	Sr. (R)	6-4	300	Mechanicsville, Va.	Lee-Davis
47	Newby, Mario	DB	Fr.	6-0	180	Dendron, Va.	Surry County



Tribe Football Rosters

No.	Name	Pos.	Elg.	Ht.	Wt.	Hometown	High/Prep School
27	Nicholas, Joe	WR	Jr. (R)	6-3	210	Sugarloaf, PA	Hazelton Area
30	Nickerson, Matt	RB	Fr. (R)	5-9	176	Fairfax Station, VA	Woodson
75	O'Brien, Eric	OL	So. (R)	6-1	270	Abbottstown, PA	Delone Catholic
56a	O'Brien, Kyle	LB	Fr.	6-0	225	Cockeysville, Md.	
72	Oliver, Justin	OL	Jr. (R)	6-4	295	Fairfield, PA	Gettysburg
39	O'Neill, T.J.	LB	Jr. (R)	6-1	241	Duxbury, MA	Tabor Academy
46	Otey, Matt	FB	Jr. (R)	5-11	230	Hershey, PA	Hershey
18	Phillips, Jacob	QB	So. (R)	6-3	225	Warm Springs, VA	Bath County
21	Pigram, Michael	LB	So.	5-10	218	Hopewell, VA	Hopewell
10	Potts, Michael	QB	Jr. (R)	6-4	220	Middletown, DE	Middletown
91	Pritchard, Blair	K/P	Sr. (R)	5-11	235	Mechanicsville, VA	Atlee
96	Pulley, Daniel	DL	Fr. (R)	6-3	265	Chesapeake, VA	Atlantic Shores Christian
76	Raxter, Joshua	OL/DL	Fr.	6-6	270	Marietta, GA	Pope
50	Reyher, Todd	LB	So. (R)	6-0	215	Williamsburg, VA	Lafayette
24	Riley, Richard	DB	Sr. (R)	6-2	190	Gaithersburg, MD	Gaithersburg
89	Robertson, Eric	WR	Fr. (R)	6-2	180	Barboursville, VA	Albemarle
34	Rojas, Christopher	LB	Fr.	5-11	200	Lightfoot, VA	Bruton
44	Rutter, Josh	LB	So. (R)	6-3	230	Union Bridge, MD	Francis Scott Key
33	Schonder, Thomas	RB	Fr.	5-11	175	Round Hill, VA	Loudoun Valley
70	Shafran, Jonathan	OL	So. (R)	6-3	265	Great Falls, VA	Langley
38	Smith, Colin	DE/TE	Fr.	6-4	220	Reedville, VA	Northumberland
48	Steinman, Wes	DB/LB	Fr.	6-2	205	Wilmington, NC	Hoggard
71	Stewart, Brad	OL	Jr. (R)	6-3	300	Bethel Park, PA	Bethel Park
29	Stout, Zach	DB	Sr. (R)	6-0	195	Mechanicsville, VA	Lee-Davis
14	Taylor, Christian	QB	Sr. (R)	6-5	205	Yorktown, VA	Grafton
11	Taylor, John	WR	Sr. (R)	6-3	210	Washington, D.C.	St. Albans
66	Toon, Derek	DL	Fr.	6-3	280	Chester, VA	Matoaca
97	Tracy, Adrian	DL	Fr. (R)	6-4	235	Sterling, VA	Potomac Falls
85	Trinkle, Matt	TE	Sr. (R)	6-5	260	Whitehall, PA	Allentown C. Catholic
98	Varno, Rob	TE	Fr. (R)	6-5	225	Wilmington, NC	Hoggard
5	Viola, Tony	RB	Jr. (R)	6-1	217	Broadway, VA	Stonewall Jackson
69	Watts, Carl	DL	Fr.	6-3	240	Midlothian, Va.	James River
8	Wheeling, Alan	DB	Sr. (R)	5-9	180	Dublin, VA	Pulaski County
77	Williamson, Brian	DL	Sr.	6-3	290	Nakina, NC	Whiteville
94	Wright, Josh	DL	Sr. (R)	6-3	245	Madison Heights, VA	Amherst County

(R) - Redshirt

Tribe Numerical Roster

No.	Name	Pos.	28.....	Holmes, DeBrian	RB	53.....	Hiteshew, Luke.....	OL	79.....	Grant, Michael.....	OL
2.....	Mack, Elliott	WR	29.....	Stout, Zachary	DB	54.....	Dewispelaere, Nicholas	LB	80.....	Lanning, Brian.....	WR
3.....	Dill, Marshall	WR/DB	30.....	Nickerson, Matt.....	RB	56.....	Muse, C.J.	OL	81.....	Dohse, Cameron	WR/DB
4.....	McAulay, D.J.	WR	31.....	Harris, Max.....	DB/WR	56a.....	O'Brien, Kyle.....	LB	82.....	Muro, Evan	TE
5.....	Viola, Tony	RB	32.....	Coley, Delmus.....	RB	57.....	Neely, Brian	DL	83.....	Hissong, Gareth	DE/TE
7.....	Callahan, Mike.....	QB	33.....	Schonder, Thomas	RB	58.....	Jean-Pierre, Bryan.....	OL/DL	84.....	Klatzkin, Daniel	TE
7a.....	Cottingham, Ben	DB	34.....	Rojas, Christopher	LB	59.....	Foley, Jacob	OL	85.....	Trinkle, Matt	TE
8.....	Wheeling, Alan.....	DB	35.....	Horvath, Ryan	LB	61.....	Moore, Christopher.....	OL	86.....	Atchison, Andrew	TE
9.....	Brooks, Elijah.....	RB	36.....	Allen, Kevin	DB	62.....	McCutcheon, Thomas	OL	87.....	Miller, David	K/P
10.....	Potts, Michael	QB	37.....	Cox, Derek	DB	63.....	Hill, Keith	OL/DL	88.....	Boykin, Obie	DB
11.....	Taylor, John	WR	38.....	Smith, Colin.....	DE/TE	64.....	Frazier, Matthew	OL/DL	88a.....	Conyers, Terreon	WR
13.....	Francks, Evan.....	DB/RB	39.....	O'Neill, T.J.	LB	65.....	Allison, Kyle.....	DL	89.....	Robertson, Eric.....	WR
14.....	Taylor, Christian	QB	40.....	Ndubueze, Chris	LB	66.....	Toon, Derek	OL/DL	91.....	Pritchard, Blair	K/P
15.....	Davis, Corey	WR	41.....	Alexander, Sheldon	DB	67.....	Cochran, Brent.....	OL	92.....	Jones, Ryan	DL
16.....	Archer, R.J.	QB/WR	42.....	Johnson, Fred	DB	68.....	Morris, Cody	OL	93.....	Lissemore, Sean	DL
17.....	Hill, Chase	QB	43.....	Hobson, Jimmy	FB	69.....	Watts, Carl	DL	94.....	Wright, Josh	DL
18.....	Phillips, Jacob.....	QB	44.....	Rutter, Josh	LB	70.....	Shafran, Jonathan	OL	95.....	Herbert, Cortenous.....	DL
19.....	Caldwell, David.....	DB/RB	45.....	Falbo, Graham	FB	71.....	Stewart, Brad	OL	95a.....	Brooks, Sean.....	DL
21.....	Pigram, Michael	LB	46.....	Otey, Matt	FB	72.....	Oliver, Justin	OL	96.....	Pulley, Daniel	DL
22.....	Houff, David	DB	47.....	Newby, Mario	DB	73.....	Miller, Tyler.....	OL/DL	97.....	Tracy, Adrian.....	DL
23.....	McLaurin, Trevor.....	LB	48.....	Steinman, Wes	DB/LB	74.....	Humphreys, Tommy	OL	98.....	Varno, Rob.....	TE
24.....	Riley, Richard	DB	49.....	Bynum, Raphael.....	FB	75.....	O'Brien, Eric.....	TE	99.....	Larkins, Josh.....	DL
25.....	Marriner, Courtland.....	RB/DB	50.....	Reyher, Todd	LB	76.....	Raxter, Joshua	OL/DL			
26.....	Alvarado, Michael.....	DB/WR	51.....	Kelley, Tim	OL	77.....	Williamson, Brian.....	DL			
27.....	Nicholas, Joe	WR	52.....	McLaurin, Travis.....	LB	78.....	Ilardo, Chris.....	OL			

Start Chart / Red Zone

Start Chart: Game-By-Game Starters

	Maryland	Maine	VMI	Hofstra	UMass	Liberty	JMU	Villanova	Towson	Delaware	Richmond
QB	Phillips	Phillips	Phillips	Phillips	Potts	Phillips	Potts	Potts			
TB	Brooks	Brooks	Brooks	Brooks	Brooks	Brooks	Brooks	Brooks			
FB	Otey	McAulay*	Atchison^	Bynum	Archer*	Atchison^	Atchison^	Mack*			
WR	Nicholas	Nicholas	Nicholas	Nicholas	Nicholas	Nicholas	Nicholas	Nicholas			
WR	Mack	Mack	Mack	McAulay	McAulay	Archer	Archer	Archer			
TE	Trinkle	Trinkle	Trinkle	Trinkle	Trinkle	Trinkle	Trinkle	Trinkle			
LT	Cochran	Cochran	Cochran	Cochran	Cochran	Cochran	Cochran	Cochran			
LG	Oliver	Oliver	Oliver	Oliver	Oliver	Oliver	Oliver	Oliver			
C	Morris	Morris	Morris	Morris	Morris	Morris	Morris	Morris			
RG	Hiteshew	Hiteshew	Hiteshew	Hiteshew	Hiteshew	Hiteshew	Hiteshew	Hiteshew			
RT	Stewart	Stewart	Stewart	Stewart	Stewart	Stewart	Stewart	Stewart			
DE	Wright	Wright	Wright	Wright	Wright	Wright	Wright	Wright			
DE	Tracy	Tracy	Tracy	Tracy	Tracy	Tracy	Tracy	Tracy			
DT	Herbert	Herbert	Herbert	Herbert	Herbert	Herbert	Herbert	Herbert			
DT	Williamson	Williamson	Williamson	Williamson	Williamson	Williamson	Williamson	Williamson			
OLB	Tre. McLaurin	Tre. McLaurin	Tre. McLaurin	Tre. McLaurin	Tre. McLaurin	Ndubueze	Ndubueze	Ndubueze			
ILB	Rutter	Rutter	Rutter	Tra. McLaurin	Tra. McLaurin	Tra. McLaurin	Tra. McLaurin	Tra. McLaurin			
OLB	Pigram	Pigram	Pigram	Pigram	Pigram	Pigram	Pigram	Pigram			
SS	Alexander	Allen	Allen	Allen	Allen	Houff	Houff	Allen			
FS	Wheeling	Wheeling	Wheeling	Wheeling	Wheeling	Wheeling	Wheeling	Wheeling			
CB	Riley	Riley	Riley	Riley	Riley	Riley	Riley	Riley			
CB	Cox	Cox	Cox	Cox	Cox	Cox	Cox	Cox			

*W&M started with three wide receivers and no FB. ^W&M started with two tight ends and no FB.

Tribe in the Red Zone

William and Mary Offense In the Red Zone

Opponent	WM In Red Zone	WM TDs	WM FGs	WM FG Missed	WM No Score	RZ Score %
Maryland	1	1	0	0	0	100.0
Maine	3	2	1	0	0	100.0
VMI	5	3	1	0	1	80.0
Hofstra	1	1	0	0	0	100.0
Massachusetts	0	0	0	0	0	0.0
Liberty	3	2	0	0	1	66.7
James Madison	4	2	1	1	1	75.0
Villanova	4	3	1	0	0	100.0
Towson						
Delaware						
Richmond						
SEASON	21	14	4	1	3	85.7

Opponents in the Red Zone

Opponent	Opp. in RZ	Opp. TDs	Opp. FGs	Opp. FG Missed	Opp. No Score	Opp. Score %
Marshall	5	3	2	0	0	100.0
Maine	2	2	0	0	0	100.0
VMI	2	0	2	0	0	100.0
Hofstra	3	1	1	1	1	66.7
Massachusetts	5	4	1	0	0	100.0
Liberty	5	2	0	3	3	40.0
James Madison	5	3	1	0	1	80.0
Villanova	4	2	2	0	0	100.0
Towson						
Delaware						
Richmond						
SEASON	31	17	9	4	5	83.9



Tribe Single-Game Highs

Individual Single-Game Highs

Pass Attempts:50, M. Potts at UMass, 10/7
 Pass Completions:27, M. Potts at UMass, 10/7
 Passing Yards:244, M. Potts at UMass, 10/7
 Passing TDs:2, M. Potts vs. VMI, 9/23; J. Phillips vs. Hofstra, 9/30
 Rushing Attempts:30, E. Brooks vs. Villanova, 10/28
 Rushing Yards:146, E. Brooks vs. VMI, 9/23
 Rushing TDs:3, E. Brooks vs. VMI, 9/23
 Receptions:5, six times, last - J. Nicholas and E. Brooks at UMass, 10/7
 Receiving Yards:82, D. McAulay at Maryland, 9/2
 Receiving TDs:1, 10 times, last - D. Atchison vs. Villanova, 10/28
 Total Offensive Yards:229, M. Potts at UMass, 10/7
 All-Purpose Yards:158, E. Brooks vs. VMI, 9/23
 Total Points:18, E. Brooks vs. VMI, 9/23
 Points Kicking:8, B. Pritchard vs. VMI, 9/23
 Points Rushing:18, E. Brooks vs. VMI, 9/23
 Points Receiving:6, 10 times, last - D. Atchison vs. Villanova, 10/28
 Field Goals Made:1, four times, last - B. Pritchard vs. Villanova, 10/28
 Field Goals Attempted:3, B. Pritchard at JMU, 10/21
 PATs Attempted:5, B. Pritchard vs. VMI, 9/23
 PATs Made:5, B. Pritchard vs. VMI, 9/23
 Punts:8, B. Pritchard at Maryland, 9/2; at UMass, 10/7
 Punting Yards:298, B. Pritchard at UMass, 10/7
 Punting Average:46.0, B. Pritchard vs. Hofstra, 9/30; at Liberty, 10/14
 Punt Returns:4, D. Cox vs. VMI, 9/23
 Punt Return Yards:42, D. Cox vs. VMI, 9/23
 Kickoff Returns:6, D. Holmes at UMass, 10/7
 Kickoff Return Yards:114, D. Holmes at UMass, 10/7
 Kickoff Return Avg:33.5, D. Caldwell at Liberty, 10/14
 Interceptions:1, five times, last - Tra. McLaurin at JMU, 10/21
 Interception Yards:33, A. Wheeling at Liberty, 10/14
 Tackles:14, D. Cox at Liberty, 10/14
 Solo Tackles:9, M. Pigram vs. Hofstra, 9/30; D. Cox at Liberty, 10/14
 Tackles for loss:2.5, A. Tracy vs. VMI, 9/23; at JMU, 10/21
 Sacks:1.5, A. Tracy vs. VMI, 9/23; Josh Wright vs. Villanova, 10/28
 Pass Breakups:3, D. Cox at Maryland, 9/2

Team Single-Game Highs

Pass Attempts:50, at UMass, 10/7
 Pass Completions:27, at UMass, 10/7
 Passing Yards:244, at UMass, 10/7
 Passing TDs:2, at Maryland, 9/2; vs. VMI, 9/23; vs. Hofstra, 9/30
 Yards Per Completion:21.0, vs. Hofstra, 9/30
 Rushing Attempts:42, vs. Villanova, 10/28
 Rushing Yards:262, vs. VMI, 9/23
 Rushing TDs:3, vs. VMI, 9/23; vs. Villanova, 10/28
 Yards Per Rush:8.5, vs. VMI, 9/23
 Total Yards:472, vs. VMI, 9/23
 Points Scored:38, vs. VMI, 9/23
 TDs Scored:5, vs. VMI, 9/23
 Total Plays:71, at UMass, 10/7
 Field Goals Made:1, vs. Maine, 9/16; vs. VMI, 9/23; at JMU, 10/21; vs. VU, 10/28
 Field Goals Attempted:3, at JMU, 10/21
 PATs Attempted:5, vs. VMI, 9/23
 PATs Made:5, vs. VMI, 9/23
 Punts:10, at Maryland, 9/2
 Punting Yards:303, at Maryland, 9/2
 Punting Average:46.0, vs. Hofstra, 9/30; at Liberty, 10/14
 Punt Returns:4, vs. VMI, 9/23
 Punt Return Yards:42, vs. VMI, 9/23
 Kickoff Returns:8, at UMass, 10/7
 Kickoff Return Yards:152, at UMass, 10/7
 Kickoff Return Average:33.5, at Liberty, 10/14
 Interceptions:1, five times, last - at JMU, 10/21
 Interception Yards:33, at Liberty, 10/14
 Forced Fumbles:2, vs. VMI, 9/23; vs. Villanova, 10/28
 Fumble Return Yards:9, vs. Villanova, 10/28
 Turnovers Gained:4, at Maryland, 9/2
 Turnovers Lost:3, vs. VMI, 9/23
 Sacks:3, vs. Villanova, 10/28
 Sacks Allowed:6, at JMU, 10/21
 First Downs:25, vs. VMI, 9/23
 Third Down Conv. %:71.4 (5-7), vs. VMI, 9/23
 Fourth Down Conversion %:100.0 (3-3), vs. Villanova, 10/28
 Penalties:8, at Liberty, 10/14
 Penalty Yards:65, vs. Hofstra, 9/30
 Possession Time:32:59, at UMass, 10/7

Game-By-Game Individual Highs

Opponent	Pass Att.	Pass Yards	Rushes	Rush. Yds	Receptions	Rec. Yds.	Tackles	TFLs	Sacks
at Maryland	31, Phillips	127, Phillips	17, Brooks	62, Brooks	5, Mack/McAulay	82, McAulay	8, Allen	1.0, five players	none
Maine	44, Phillips	184, Phillips	12, Brooks	29, Brooks	5, McAulay/Nicholas	53, McAulay	10, Rutter	1.0, Wright/O'Neill	1.0, Wright/O'Neill
VMI	17, Phillips	111, Phillips	15, Brooks	146, Brooks	3, Nicholas/Mack	78, Nicholas	9, Tracy	2.5, Tracy	1.5, Tracy
Hofstra	22, Phillips	189, Phillips	15, Brooks	79, Brooks	3, Nicholas	70, Nicholas	10, Tracy/Pigram	2.0, Tracy	1.0, Tracy/Herbert
at UMass	50, Potts	244, Potts	10, Brooks	35, Brooks	5, Nicholas/Brooks	62, Brooks	9, Cox	1.0, Wheeling	none
at Liberty	8, Potts	77, Potts	23, Brooks	101, Brooks	2, three players	49, Archer	14, Cox	1.0, Ndueuze/Tracy	1.0, Ndueuze
at JMU	24, Potts	187, Potts	19, Brooks	99, Brooks	4, Brooks, Trinkle	57, Trinkle	10, Ndubueze	2.5, Tracy	1.0, Wright
Villanova	24, Potts	197, Potts	30, Brooks	142, Brooks	4, Nicholas	66, Atchison	10, Ndubueze	2.0, Wright	1.5, Wright
at Towson									
at Delaware									
Richmond									

Opponent Highs / Long Plays



Opponent Individual Single-Game Highs

Pass Attempts:	33, A. Clarkson (HU), 9/30
Pass Completions:	18, A. Clarkson (HU), 9/30
Passing Yards:	275, L. Coen (UMASS), 10/7
Passing TDs:	2, J. Rascati (JMU), 10/21; M. Burroughs (VU), 10/28
Rushing Attempts:	26, S. Mizzer (VMI), 9/23
Rushing Yards:	187, S. Baylark (UMASS), 10/7
Rushing TDs:	3, T. Nelson (UMASS), 10/7
Receptions:	7, A. Bransford (JMU), 10/21
Receiving Yards:	123, A. Bransford (JMU), 10/21
Receiving TDs:	1, seven times, last - D. May, P. Atkinson (VU), 10/28
Total Offensive Yards:	315, M. Burroughs (VU), 10/28
All Purpose Yards:	187, S. Baylark (UMASS), 10/7
Total Points:	18, T. Nelson (UMASS), 10/7
Points Kicking:	12, C. Koeplin (UMASS), 10/7
Points Rushing:	18, T. Nelson (UMASS), 10/7
Points Receiving:	6, seven times, last - P. Atkinson, D. May (VU), 10/28
Field Goals Made:	3, R. Zarrilli (HU), 9/30
Field Goals Attempted:	4, R. Zarrilli (HU), 9/30
PATs Attempted:	6, C. Koeplin (UMASS), 10/7
PATs Made:	6, C. Koeplin (UMASS), 10/7
Punts:	5, A. Peters (VMI), 9/23
Punting Yards:	209, A. Peters (VMI), 9/23
Punting Average:	46.2, A. Podlesh (MD), 9/2; J. Pritchard (JMU), 10/21
Punt Returns:	3, D. Oquendo (MD), 9/2; K. Huggins (HU), 9/30
Punt Return Yards:	17, D. Oquendo (MD), 9/2; K. Huggins (HU), 9/30
Kickoff Returns:	4, S. Koroma (VU), 10/28
Kickoff Return Yards:	108, S. Koroma (VU), 10/28
Kickoff Return Average:	27.0, S. Koroma (VU), 10/28
Interceptions:	1, four times, last - E. Estes (LU), 10/14
Interception Yards:	none
Tackles:	18, A. Jordan (JMU), 10/21
Solo Tackles:	8, A. Jordan (JMU), 10/21
Tackles for loss:	4.5, A. Jordan (JMU), 10/21
Sacks:	2.0, K. Winston (JMU), 10/21
Pass Breakups:	3, A. Goyins (UM), 9/16

Opponent Team Single-Game Highs

Pass Attempts:	34, Hofstra, 9/30
Pass Completions:	18, Hofstra, 9/30
Passing Yards:	318, UMASS, 10/7
Passing TDs:	2, JMU, 10/21; Villanova, 10/28
Yards Per Completion:	24.5, UMASS, 10/7
Rushing Attempts:	51, VMI, 9/23
Rushing Yards:	315, Liberty, 10/14
Rushing TDs:	5, UMASS, 10/7
Yards Per Rush:	6.9, UMASS, 10/7
Total Yards:	596, UMASS, 10/7
Points Scored:	48, UMASS, 10/7
Touchdowns Scored:	6, UMASS, 10/7
Total Plays:	71, Liberty, 10/14
Field Goals Made:	3, Hofstra, 9/30
Field Goals Attempted:	4, Hofstra, 9/30
PATs Attempted:	6, UMASS, 10/7
PATs Made:	6, UMASS, 10/7
Punts:	5, Maine, 9/16; VMI, 9/23
Punting Yards:	209, VMI, 9/23
Punting Average:	46.2, Maryland, 9/2; JMU, 10/21
Punt Returns:	5, Maryland, 9/2
Punt Return Yards:	37, Maryland, 9/2
Kickoff Returns:	5, VMI, 9/23; Villanova, 10/28
Kickoff Return Yards:	129, Villanova, 10/28
Kickoff Return Average:	25.8, Villanova, 10/28
Interceptions:	1, four times, last - Liberty, 10/14
Interception Yards:	none
Forced Fumbles:	2, UMASS, 10/7
Fumble Return Yards:	none
Turnovers Gained:	3, VMI, 9/23
Turnovers Lost:	4, Maryland, 9/2
Sacks:	6, JMU, 10/21
Sacks Allowed:	3, Villanova, 10/28
First Downs:	24, Villanova, 10/28
Third Down Conversion %:	60.0 (6-10), Villanova, 10/28
Fourth Down Conversion %:	100.0 (1-1), four times, last - JMU, 10/21
Penalties:	9, Liberty, 10/14
Penalty Yards:	85, Liberty, 10/14
Possession Time:	36:01, Liberty, 10/14

Tribe Longest Plays of the Season

Rush:	27, E. Mack vs. Villanova, 10/28
Rushing TD:	20, E. Brooks vs. VMI, 9/23
Pass:	57, M. Potts to D. Atchison vs. Villanova, 10/28
Passing TD:	57, M. Potts to D. Atchison vs. Villanova, 10/28
Punt Return:	25, D. Cox at JMU, 10/21
Kickoff Ret:	46, D. Caldwell at Liberty, 10/14
INT Return:	33, A. Wheeling at Liberty, 10/14
Punt:	54, B. Pritchard at Liberty, 10/14
Field Goal:	30, B. Pritchard vs. VMI, 9/23
Drive:	92, 13 plays, 5:22, TD, at JMU, 10/21

Opponent Longest Plays of the Season

Rush:	62, R. Jennings (LU), 10/14
Rushing TD:	23, S. Baylark(UMASS), 10/7
Pass:	55, J. Rascati to A. Bransford (JMU), 10/21
Passing TD:	55, J. Rascati to A. Bransford (JMU), 10/21
Punt Return:	20, K. Huggins (HU), 9/30
Kickoff Return:	34, S. Koroma (VU), 10/28
INT Return:	none
Punt:	58, A. Podlesh (MD), 9/2
Field Goal:	47, R. Zarrilli (HU), 9/30
Drive:	98, 11 plays, 5:30, TD, vs. Villanova, 10/28



Top Offensive Performances

Tribe's Top Offensive Performances

Top Passing Performances

1.	244	Mike Potts at UMass	Oct. 7
2.	197	Mike Potts vs. Villanova	Oct. 28
3.	189	Jake Phillips vs. Hofstra	Sept. 30
4.	187	Mike Potts at JMU	Oct. 21
5.	184	Jake Phillips vs. Maine	Sept. 16
6.	127	Jake Phillips at Maryland	Sept. 2
7.	111	Jake Phillips vs. VMI	Sept. 23
8.	99	Mike Potts vs. VMI	Sept. 23
	99	Mike Potts at Maryland	Sept. 2
10.	77	Mike Potts at Liberty	Oct. 14

200-yard Passing Games

- 1 Mike Potts

Top Rushing Performances

1.	146	Elijah Brooks vs. VMI	Sept. 23
2.	142	Elijah Brooks vs. Villanova	Oct. 28
3.	101	Elijah Brooks at Liberty	Oct. 14
4.	99	Elijah Brooks at JMU	Oct. 21
5.	79	Elijah Brooks vs. Hofstra	Sept. 30
6.	62	Elijah Brooks at Maryland	Sept. 2
7.	59	DeBrian Holmes vs. VMI	Sept. 23
8.	35	Jake Phillips at Liberty	Oct. 14
	35	Elijah Brooks at UMass	Oct. 7
10.	29	Elijah Brooks vs. Maine	Sept. 16

100-yard Rushing Games

- 3 Elijah Brooks

Top Receiving Performances

1.	82	D.J. McAulay at Maryland	Sept. 2
2.	78	Joe Nicholas vs. VMI	Sept. 23
3.	70	Joe Nicholas vs. Hofstra	Sept. 30
4.	66	Drew Atchison vs. Villanova	Oct. 28
5.	62	Joe Nicholas vs. Villanova	Oct. 28
	62	Joe Nicholas at UMass	Oct. 7
7.	57	Matt Trinkle at JMU	Oct. 21
8.	54	R.J. Archer at UMass	Oct. 7
	54	Elliott Mack vs. VMI	Sept. 23
10.	53	D.J. McAulay vs. Maine	Sept. 16
	53	D.J. McAulay vs. Hofstra	Sept. 30

100-yard Receiving Games



Mike Potts



Elijah Brooks



Drew Atchison

Tribe's All-Time Top Offensive Performances

Top Passing Performances

1.	426	Dave Corley vs. Northeastern, 10/28/00
2.	406	Stan Yagiello vs. JMU, 9/28/85
3.	401	David Murphy at Marshall, 11/5/83
4.	399	Chris Garrity at ECU, 11/14/81
5.	385	Greg DeGennaro at Bucknell, 9/20/86
6.	383	Kenny Lambiotte vs. Colgate, 9/6/86
7.	381	Mike Cook at N. Iowa, 12/7/96*
8.	378	Lang Campbell vs. Northeastern, 10/2/04
9.	373	Mike Cook vs. UNH, 10/24/98
10.	368	Lang Campbell at Liberty, 10/9/04
11.	360	Dave Murphy vs. Rutgers, 10/22/83
12.	355	Lang Campbell at Delaware, 10/23/04
13.	352	Mike Cook at Ga. Southern, 9/6/97
14.	346	Dave Corley vs. VMI, 9/14/02
15.	345	Chris Hakel vs. Delaware, 9/14/91
	345	Stan Yagiello vs. Norfolk St., 9/14/85
17.	342	Lang Campbell vs. Delaware, 12/4/04*
18.	339	Mike Cook vs. Hampton, 10/31/98
19.	329	Chris Garrity vs. Richmond, 11/21/81
20.	326	Dave Corley vs. Delaware, 9/28/02

*NCAA Playoff Game

Top Rushing Performances

1.	257	Phil Mosser at Ohio Wes., 10/3/70
2.	219	Derek Fitzgerald vs. Penn., 10/14/95
3.	201	Alvin Porch at UConn., 10/18/97
4.	198	Jon Smith at UNH, 10/19/02
5.	189	Derek Fitzgerald at NU, 9/16/95
	189	Derek Fitzgerald vs. Villanova, 10/23/93
7.	186	Alvin Porch vs. Boston, 9/27/97
8.	183	Alvin Porch vs. Delaware, 11/2/96
9.	181	Robert Green at Navy, 9/21/91
10.	180	Robert Green at Citadel, 9/8/90
11.	177	Tyrone Shelton vs. ETSU, 11/4/89
	177	Hameen Ali vs. Delaware, 10/10/98
13.	173	Alvin Porch vs. Richmond, 11/15/97
14.	172	Bill Bowman vs. WFU, 9/19/53
15.	171	Jim Krui vs. Navy, 10/16/76
16.	170	Troy Keen at Furman, 9/17/94
17.	165	Robert Green vs. VMI, 10/13/90
18.	164	Tyrone Shelton at Furman, 11/3/90
	164	Keith Fimian vs. Virginia, 9/18/76
20.	159	Alvin Porch vs. JMU, 10/11/97

Top Receiving Performances

1.	244	Dominique Thompson at Delaware, 10/23/04
2.	240	David Conklin at VMI, 9/13/97
3.	226	Mike Sutton at Marshall, 11/5/83
4.	221	Dominique Thompson at LU, 10/9/04
5.	211	Kurt Wrigley vs. Richmond, 11/21/81
6.	198	Ron Gilliam vs. JMU, 9/28/85
7.	195	Chris Rosier at UConn., 10/18/97
8.	194	Rich Musinski vs. Delaware, 9/28/02
9.	191	Rich Musinski at URI, 10/25/03
10.	185	Dominique Thompson vs. UD, 12/4/04*
11.	184	Chris Rosier at URI, 10/7/00
12.	183	Glenn Bodnar at Colgate, 11/10/84
13.	182	Dave Szydluk vs. JMU, 9/28/85
14.	168	Chris Rosier at JMU, 10/28/00
15.	164	Rich Musinski vs. UNH, 9/29/01
16.	162	Dave Conklin vs. UConn., 11/14/98
17.	161	Rich Musinski at UMass, 9/1/01
18.	158	Harry Mehre vs. Lehigh, 9/17/88
19.	157	Corey Ludwig at Delaware, 9/11/93
	157	D. Thompson vs. Northeastern, 10/2/04

*NCAA Playoff Game

Scoring Drives Chart



William and Mary Scoring Drives

Opponent	Obtained	Plays	Yards	TOP	Result	Quarter	Play
Maryland	Fumble	9	56	2:43	TD	Second	Phillips 9-yard pass to Mack
Maryland	Punt	2	54	1:03	TD	Fourth	Potts 49-yard pass to McAulay
Maine	Fumble	10	31	3:13	FG	First	FG Pritchard 25 yards
Maine	Kickoff	9	74	4:31	TD	Third	Holmes 14-yard run
Maine	Punt	1	63	5:35	TD	Fourth	Phillips 8-yard pass to Nicholas
VMI	Fumble	5	46	2:20	TD	First	Brooks 20-yard run
VMI	Kickoff	5	66	1:44	TD	First	Brooks 16-yard run
VMI	Punt	2	26	0:57	TD	Second	Brooks 11-yard run
VMI	Interception	5	18	1:59	FG	Third	FG Pritchard 30 yards
VMI	Punt	2	40	1:07	TD	Third	Potts 32-yard pass to Mack
VMI	Punt	4	81	1:52	TD	Fourth	Potts 54-yard pass to Nicholas
Hofstra	Downs	5	66	1:42	TD	First	Phillips 10-yard pass to Atchison
Hofstra	Punt	9	77	4:53	TD	Third	Phillips 46-yard pass to Nicholas
Massachusetts	Kickoff	10	78	5:10	TD	Third	Potts 35-yard pass to Nicholas
Liberty	Interception	6	37	3:20	TD	Second	Brooks 3-yard run
Liberty	Kickoff	8	74	4:57	TD	Third	Brooks 5-yard run
James Madison	Punt	13	92	5:22	TD	Second	Brooks 2-yard run
James Madison	Punt	7	58	3:07	FG	Fourth	FG Pritchard 29 yards
James Madison	Kickoff	6	73	1:26	TD	Fourth	Potts 5-yard pass to J. Taylor
Villanova	Kickoff	14	80	6:16	TD	First	Brooks 2-yard run
Villanova	Fumble	5	24	3:09	TD	First	Brooks 2-yard run
Villanova	Punt	10	80	4:22	TD	Second	Potts 1-yard run
Villanova	Kickoff	2	75	0:44	TD	Fourth	Potts 57-yard pass to Atchison
Villanova	Fumble	8	56	2:54	FG	Fourth	FG Pritchard 27 yards



The Last Time It Happened

Team

Shut out an opponent56-0, vs. Liberty, 9/24/05
 Was shut out0-14, at Delaware, 11/1/97
 Consecutive shutoutsat Northeastern (32-0), at New Hampshire (39-0), 1995

Scored 60-69 points62-31, vs. VMI, 9/14/02
 Scored 50-59 points55-0, vs. Liberty, 9/24/05
 Consecutive 50+ gamesat Northeastern (53), vs. Villanova (51), 1993
 Consecutive 40+ gamesvs. LU (56), vs. UNH (42), vs. NU (44), vs. Towson (44), 2005

Passed for 400+ yards426, vs. Northeastern, 10/28/00
 Allowed 400+ passing yards489, at Western Michigan, 9/5/03

Passed for 300+ yards359, vs. Northeastern, 10/15/05
Allowed 300+ passing yards303, at Massachusetts, 10/7/06

Rushed for 400+ yards433, vs. Villanova, 10/23/99
 Allowed 400+ yards rushing509, vs. Furman, 9/18/99

Rushed for 300+ yards335, vs. Liberty, 9/24/05
 Rushed/Passed for 200+ yardsvs. Towson (210 rush, 202 pass), 10/22/05

Had 600+ yds of total offense635, vs. Liberty, 9/24/05
 Allowed 600+ yards of total off.638, at Western Michigan, 9/6/03

Had 500-599 yds of total offense500, vs. Delaware, 12/4/04
Allowed 500-599 yards total off508, vs. Villanova, 10/28/06

Gained less than 100 yards total offenseNone post 1981
 Held opponent under 100 yards total offense82, at Bucknell, 9/21/96

Gained less than 50 rush yards30, at Massachusetts, 10/7/06
 Held opponent under 50 rush yards-6, vs. Liberty, 9/24/05

Gained less than 50 pass yards30, vs. Boston, 9/19/92
 Held opponent under 50 pass yards44, vs. Rhode Island, 11/9/02

Intercepted five passes5, vs. Pennsylvania, 10/14/95
 Had five passes intercepted5, vs. Boston, 10/14/89

Scored a defensive touchdown2, at Villanova (INT returns), 10/29/05
 Allowed a defensive touchdownat Villanova, 10/29/05

Scored a special teams touchdownvs. New Hampshire (Kickoff return), 10/8/05
 Allowed a special teams touchdownvs. Hampton (Kickoff return), 11/27/04

Scored defensive and special teams touchdownsat Richmond, 11/21/03

Recorded a safetyvs. Villanova, 11/6/04
 Surrendered a safetyvs. Delaware, 11/12/05

Won in overtime(2 OTs) 44-41, at Northeastern, 10/15/05
 Lost in overtime31-34, at James Madison, 11/16/02
 Tied an opponent31-31, at Princeton, 9/23/89

Individual

Passed for 400+ yds426, D. Corley vs. Northeastern, 10/28/00
 Opponent passed for 400+ yards450, C. Munson at Western Michigan, 9/6/03

Passed for 300+ yards315, L. Campbell, vs. James Madison, 12/10/04
 Opponent passed for 300+ yards325, F. Jankowski, at Villanova, 10/29/05

Passed for 200+ yards244, M. Potts at Massachusetts, 10/7/06
Opponent passed for 200+ yards284, M. Burroughs vs. Villanova, 10/28/06

Passed for 6 touchdownsS. Knight, vs. Maine, 11/6/93
 Opponent passed for 6 touchdownsC. Munson, at Western Michigan, 9/6/03

Passed for 4+ touchdowns4, J. Phillips, at Northeastern, 10/15/05
 Opponent passed for 4+ touchdowns6, C. Munson, at Western Michigan, 9/6/03

Completed 30+ attempts30, L. Campbell, vs. James Madison, 12/10/04
 Opponent completed 30+ attempts33, R. Santos, vs. New Hampshire, 10/8/05

QB pass/rush for 100 yardsD. Corley (247 pass, 107 rush), at Villanova, 11/11/00
 Opponent QB pass/rush for 100 yardsJ. Eaton (128 pass, 106 rush), at Maine, 9/7/02

QB had 2 pass / 2 rush TDsL. Campbell (2 pass, 2 rush), at North Carolina, 9/4/04
 Opponent QB had 2 pass / 2 rush TDsJ. Davis (2 pass, 3 rush), at Rhode Island, 9/17/05

Rushed for 200+ yards201, A. Porch, at Connecticut, 10/18/97
 Had an opponent rush for 200+ yards216, J. Watkins, at Appalachian State, 12/1/01

Rushed for 100+ yards142, E. Brooks vs. Villanova, 10/28/06
Had an opponent rush for 100+ yards118, E. Holloman at JMU, 10/21/06

Two players rush for 100 yardsTroy Keen (158) and Derek Fitzgerald (140), vs. URI, 10/7/95
 Two opponents rush for 100 yardsR. McGill (133) and J. Lewis (123), at UNC, 9/4/04

Two players with 100 receiving ydsJ. Nicholas (121) and E. Mack (106), vs. UD, 11/12/05
 Two opponents with 100 receiving yardsD. Boler (155) and J. Long (108), at UD, 10/23/04

Had 200+ yards receiving244, D. Thompson, at Delaware, 10/23/04
 Opponent had 200+ yards receiving206, C. Adams, vs. Hofstra, 10/6/01

Had 100+ yards receiving121, J. Nicholas, 106, E. Mack, vs. Delaware, 11/12/05
Opponent had 100+ yards receiving123, A. Bransford, at JMU, 10/21/06

Had 30+ carries30, E. Brooks, vs. Villanova, 10/28/06
 Opponent had 30+ carries34, M. Gibson, at Villanova, 10/29/05

Rushed for 4 touchdownsE. Brooks, vs. New Hampshire, 10/8/05
 Opponent rushed for 4 touchdownsJ. Watkins, at Appalachian State, 12/1/01

Rushed for 3 touchdownsE. Brooks, vs. VMI, 9/23/06
Opponent rushed for 3 touchdownsT. Nelson, at Massachusetts, 10/7/06

Had 10+ receptions11, J. Nicholas, vs. Delaware, 12/4/04
 Opponent had 10+ receptions11, J. Dieser, at Villanova, 10/29/05

Had 3+ touchdown receptions4, D. Thompson, at Delaware, 10/23/04
 Opponent had 3+ touchdown receptions3, T. Hinshaw, at Central Florida, 9/23/00

Had TD Rushing/TD ReceivingE. Brooks (3 rush, 1 receiving), vs. Liberty, 9/24/05
Opponent had TD Rushing/TD ReceivingD. May (1 ru., 1 rec.), vs. Villanova, 10/28/06

Returned a kickoff for TDS. Cason, 92 yards, vs. New Hampshire, 10/8/05
 Had a kickoff returned for TDJ. Mathis, 93 yards, vs. Hampton, 11/27/04

Returned a punt for TDM. Bobo, 69 yards, at Richmond, 11/21/03
 Had a punt returned for TDC. Thompson, 70 yards, vs. James Madison, 10/18/03

Returned a blocked punt for TDS. McDermott, 12 yards, at Rhode Island, 9/7/96
 Had a blocked punt returned for TDC. Curry, 0 yards, vs. Villanova, 11/11/00

Blocked a field goalT. McLaurin, 35 att., at Liberty, 10/14/06
 Had a field goal blockedG. Kuehn, 28-yards, vs. New Hampshire, 10/8/05

Blocked a puntB. Burrow, vs. Delaware, 11/12/05
 Had a punt blockedM. Mesi, at Delaware, 10/23/04

Returned a fumble for TDA. O'Connor, 0 yards, at Rhode Island, 10/25/03
 Had a fumble returned for TDJ. Couch, 70 yards vs. Marshall, 9/1/05

Had 2+ interceptions2, J. Shaw, at Rhode Island, 9/17/05
 Opponent had 2+ interceptions2, R. Badger, at Villanova, 10/29/05

Returned an INT for TDTre. McLaurin (14 yards), J. Miller (80 yards), at Villanova, 10/29/05
 Had an INT returned for TDR. Badger, 15 yards, at Villanova, 10/29/05

Made 4 Field GoalsB. Sterba, vs. Northeastern, 10/28/01
 Opponent made 4 Field GoalsM. Husted, at Virginia, 10/24/92

Made 3 Field GoalsG. Kuehn, vs. James Madison, 11/5/05
Opponent made 3 Field GoalsR. Zarilli, vs. Hofstra, 9/30/06

Kicked a 50+ yard Field Goal50, G. Kuehn, at Rhode Island, 9/17/05
 Opponent kicked a 50+ yard Field Goal51, C. McCormack, vs. New Hampshire, 10/15/03

2-point runL. Campbell, vs. James Madison, 12/10/04
 Opponent 2-point runC. Cross, vs. Villanova, 11/27/01

2-point receptionJ. Nicholas, vs. Northeastern, 10/2/04
Opponent 2-point receptionM. Sherry, vs. Villanova, 10/28/06

Single-Game Records



Individual Records

Scoring

Most Points

36, Bill Palese vs. Bridgewater, 1931

Most Touchdowns

6, Bill Palese vs. Bridgewater, 1931

Most PATs

8, Greg Kuehn vs. Liberty, 2005

8, Greg Kuehn vs. VMI, 2002

8, Terry Regan vs. Davidson, 1972

Most Field Goals

4, Chris Dawson vs. Lehigh, 1992

4, Brian Shallcross vs. VU, 1995

4, Brett Sterba vs. Northeastern, 2000

Total Offense

Most Yards

454, David Corley vs. Northeastern, 2000

Rushing

Rush Attempts

37, Wes Meeteer vs. Davidson, 1969

37, Troy Keen vs. Northeastern, 1994

37, Derek Fitzgerald vs. Penn, 1995

Rushing Yards

257, Phil Mosser vs. Ohio Wesl., 1970

Passing

Pass Attempts

53, Lang Campbell vs. UD, 2004

52, Mike Cook vs. UNH, 1998

Completions

35, Dave Murphy vs. Rutgers, 1983

Passing Yards

426, David Corley vs. Northeastern, 2000

Touchdown Passes

6, Shawn Knight vs. Maine, 1993

Receiving

Receptions

13, Rich Musinski vs. URI, 2003

13, Glen Bodnar vs. Colgate, 1984

Receiving Yards

244, Dominique Thompson at UD, 2004

240, Dave Conklin vs. VMI, 1997

TD Receptions

4, Dominique Thompson at UD, 2004

4, Vito Ragazzo vs. WFU, 1949

4, Corey Ludwig vs. Maine, 1993

Sacks

3.5, Luke Cullinane vs. VU, 1996

Interceptions

4, Jack Bruce vs. Richmond, 1947

Individual Long Plays

Rush from scrimmage

95 yds, John Truehart vs. Elon, 1934

Pass Completion

87 yds, Lang Campbell to Dominique Thompson at Delaware, 2004

87 yds, Dan Henning to Tom Scott vs. Navy, 1961

Punt

77 yds, Russell Brown, 1972

77 yds, Joe Agee, 1975

77 yds, Jack Freeman, 1942

Punt Return

101 yds, Dale Worrall vs. Bridgewater, 1932

Kickoff Return

100 yds, Dick Pawlewicz vs. UVA, 1974

Run With Fumble

91 yds, Meb Davis vs. Columbia, 1926

Run with Interception

93 yds, Marvin Graham vs. Virginia Tech, 1946

Field Goal

53 yds, Steve Christie vs. ETSU, 1987

53 yds, Steve Christie vs. UVA, 1988

53 yds, Brett Sterba vs. Delaware, 2000

Team Records

Most Points Scored

95, vs. Bridgewater, 1931

Most Points Allowed

93, by Delaware, 1915

Most Yards Gained

681, vs. Richmond, 1991

Most Plays

100, vs. Virginia Tech, 1971

Rushing Yards

453, vs. Ohio Wesleyan, 1970

433, vs. Villanova, 1993

419, vs. Delaware, 1973

417, vs. Richmond, 1974

413, vs. VMI, 1993

Pass Attempts

55, vs. Virginia Tech, 1971

Pass Completions

35, vs. Rutgers, 1983

Passing Yards

498, vs. VMI, 1997

426, vs. Northeastern, 2000

414, vs. Miami (Ohio), 1982

412, vs. JMU, 1985

403, vs. East Carolina, 1981

First Downs

36, vs. VMI, 1991

36, vs. VMI, 1993

35, vs. Liberty, 2005

Most Interceptions

6, vs. Wake Forest, 1947

Best Defense Against the Run

-39 yds, vs. Colgate, 1988

-39 yds, vs. Villanova, 1996

-11 yds, Quantico, 1967

-6 yds, vs. Liberty, 2005

-6 yds, vs. Villanova, 1993

Best Defense Against the Pass

9 yds, vs. UMass, 1995

9 yds, vs. East Carolina, 1980

9 yds, vs. Appalachian State, 1976

10 yds, vs. Furman, 1999

11 yds, vs. VMI, 1993

Active players in bold.

Game-By-Game Results

Game 1

Maryland 27, William and Mary 14

College Park, Md. • Byrd Stadium • Sept. 2, 2006

COLLEGE PARK, Md. (9/2/06) -- On the strength of a strong offensive first half behind All-ACC quarterback Sam Hollenbach, Maryland knocked off William and Mary, 27-14, in the season-opener for both teams at Byrd Stadium.

Hollenbach completed 7-of-11 pass attempts for 149 yards in the opening half, and the Terrapins used two rushing scores by Lance Ball to build a commanding 24-7 lead at the break.

W&M bounced back with a solid defensive effort in the second half, limiting Maryland to 105 yards of total offense and only a third-quarter field goal, after the Terps churned out 261 yards in the opening half.

Junior Mike Potts highlighted an impressive fourth quarter for the Tribe, entering the game in the final period and completing 9-of-10 attempts for 99 yards and a touchdown.

Senior Elijah Brooks paced the Tribe's ground attack with 62 yards on 17 attempts, and sophomore D.J. McAulay led the receiving corps with 82 yards and a touchdown on five catches. Classmate Elliott Mack also pulled in five grabs for 26 yards, including a 12-yard touchdown reception from Jake Phillips in the second quarter.

Potts completed his first three attempts on his first turn with the offense, then hooked up with McAulay for a 49-yard touchdown pass on his second series to cut the deficit to 27-14 with 4:35 remaining.

Sophomore free safety Kevin Allen led the squad with eight total tackles, including five solo stops, and added his third-career interception in the first half. Sophomore Derek Cox recovered a fumble and registered three pass break-ups, while senior defensive end Josh Wright recovered a pair of Maryland fumbles.



Sophomore D.J. McAulay had five catches for 82 yards, both career-highs, at Maryland.

	1	2	3	4	Final
William and Mary	0	7	0	7	14
Maryland	14	10	3	0	27

Scoring Summary

Qtr	Team	Score	Time
1st	UM	Ball 2 run (Ennis kick)	8:04
	UM	Lattimore 1 run (Ennis kick)	3:56
2nd	UM	FG Ennis 39	12:19
	W&M	Mack 9 pass from Phillips (Pritchard kick)	7:16
	UM	Ball 3 run (Ennis kick)	0:53
3rd	UM	FG Ennis 25	11:13
4th	W&M	McAulay 49 pass from Potts (Pritchard kick)	4:35

	W&M	Maryland
First Downs	16	18
Rushes - Yards	29-84	40-213
Att-Cmp-Int	41-25-0	20-9-1
Pass Yards	226	153
Total Offense	310	366
Total Plays	70	60
Fumbles - Lost	0-0	3-3
3rd Down Conv.	4-15	2-10
Penalties - Yards	2-15	1-10
Sacks by - Yards	0-0	2-13
Time of Possession	31:27	28:33

Rushing - W&M: Brooks 17-62, Phillips 9-12, Holmes 3-10. **Maryland:** Ball 15-86 (2TD), Lattimore 13-89 (TD), Allen 6-25, Hollenbach 1-11, Humber 1-2, Heyward-Bey 1-1, Steffy 2-0.

Passing - W&M: Phillips 31-16-0 127 (TD), Potts 10-9-0 99 (TD). **Maryland:** Hollenbach 15-9-0 153, Steffy 5-0-1 0.

Receiving - W&M: McAulay 5-82 (TD), Mack 5-26 (TD), Nicholas 4-46, Brooks 4-29, Holmes 3-6, Archer 2-15, Trinkle 1-12, Atchison 1-10. **Maryland:** Oquendo 3-55, Williams 2-47, Allen 2-0, Haynos 1-49, Gronkowski 1-9.

Defense - W&M: Allen 8 (5 solo, TFL, INT), Rutter 7 (0.5 TFL, PBU), Wheeling 6 (4 solo, 0.5 TFL), Tracy 5 (TFL), O'Neill 5, Riley 3 (TFL), Cox 3 (3 PBU, FR), Wright 2 (TFL, 2 FR), Pigram 2 (TFL).

Attendance: 49,763; **Time:** 2:43; **Weather:** 69, partly cloudy

Game 2

Maine 20, William and Mary 17

Williamsburg, Va. • Zable Stadium • Sept. 16, 2006

WILLIAMSBURG (9/16/06) -- Maine quarterback Ron Whitcomb rushed for a pair of scores and passed for another to lead the Black Bears past William and Mary, 20-17, in an Atlantic 10 Conference game at Zable Stadium.

Whitcomb, who finished with 64 yards rushing on 21 attempts and 98 yards through the air on 9-of-15 passing, crossed the goal line for the second time on an 8-yard run to give Maine a commanding 20-3 lead in the third quarter.

Tribe quarterback Jake Phillips passed for 184 yards and a touchdown, completing 22 of his career-high 44 attempts. Joe Nicholas brought in five receptions for 46 yards and a touchdown, and DeBrian Holmes scored on a 14-yard run, finishing with 26 yards on four attempts.

W&M's offense came alive behind Phillips in the third, as the Tribe engineered a nine-play, 74-yard scoring drive. Phillips completed a lateral swing pass to Holmes, who finished the drive with a 14-yard scoring run to cut the deficit to 20-10.

Corner Richard Riley ended Maine's next drive with an interception near midfield, but the Tribe's offensive try stalled at the Maine 37-yard line.

Josh Wright came up with another big defensive play on the next series, sacking Whitcomb for a 3-yard loss on first down. Maine eventually was forced to punt, giving it back to W&M.

Consecutive completions by Phillips to R.J. Archer moved the Tribe inside the 20-yard line, and Phillips eventually connected with Nicholas on an 8-yard touchdown pass that trimmed the Maine lead to 20-17 with 8:30 remaining.

W&M had two more possessions in the final seven minutes, but the Tribe could only manage one more first down the rest of the way.

McAulay finished with five catches for 53 yards, and Archer recorded three receptions for 25 yards. Brooks led the Tribe rushing attack with 29 yards on 12 carries.



Sophomore Kevin Allen forces a Maine fumble in the first quarter.

	1	2	3	4	Final
Maine	7	7	6	0	20
William and Mary	3	0	7	7	17

Scoring Summary

Qtr	Team	Score	Time
1st	W&M	FG Pritchard 25	10:24
	UM	Whitcomb 1 run (McNeill kick)	0:25
2nd	UM	Williams 29 pass from Whitcomb (McNeill kick)	10:52
3rd	UM	Whitcomb 8 run (McNeil kick failed)	10:20
	W&M	Holmes 14 run (Pritchard kick)	5:49
4th	W&M	Nicholas 8 pass from Phillips (Pritchard kick)	8:30

	Maine	W&M
First Downs	16	17
Rushes - Yards	48-166	25-95
Att-Cmp-Int	15-9-1	44-22-0
Pass Yards	98	184
Total Offense	264	279
Total Plays	63	69
Fumbles - Lost	4-1	1-0
3rd Down Conv.	5-13	8-18
Penalties - Yards	4-45	4-40
Sacks by - Yards	2-18	2-8
Time of Possession	31:47	28:13

Rushing - W&M: Brooks 12-29, Holmes 4-26 (TD), McAulay 1-15, Mack 1-14, Phillips 7-11. **Maine:** Gordon 23-100, Whitcomb 21-64 (2TD), Randall 1-5, TEAM 3-(-3).

Passing - W&M: Phillips 44-22-0 184 (TD), Archer 1-0-0. **Maine:** Whitcomb 15-9-1 98 (TD).

Receiving - W&M: McAulay 5-53, Nicholas 5-46 (TD), Archer 3-25, Holmes 3-9, Mack 2-18, Trinkle 2-5, Atchison 1-17, Brooks 1-11. **Maine:** Gordon 3-32, Williams 2-36 (TD), Pierre 2-22, Randall 1-8, Mulligan 1-0.

Defense - W&M: Rutter 10 (5 solo), Allen 8 (FF, 4 solo), Pigram 8, Wright 6 (Sack, PBU), O'Neill 5 (Sack, 4 solo), Larkins 5, Riley 5 (INT), Cox 2 (FR)

Attendance: 10,706; **Time:** 2:47; **Weather:** 70, overcast, light rain showers

Game-By-Game Results

Game 3

William and Mary 38, VMI 6

Williamsburg, Va. • Zable Stadium • Sept. 23, 2006

WILLIAMSBURG (9/23/06) -- Elijah Brooks rushed for 146 yards and three touchdowns to lead the Tribe past state-rival VMI, 38-6, at Zable Stadium.

W&M posted its 21st consecutive victory over VMI and snapped a six-game losing streak that dated back to the 2005 season.

Brooks recorded his sixth-career 100-yard rushing game and scored three rushing touchdowns for third time, as W&M ran for a season-high 262 yards. DeBrian Holmes added 59 yards rushing on only five carries, and the Tribe held a 472-243 advantage in total offense.

Barrett Way kicked a pair of field goals for VMI, hitting from 26 and 40 yards for the Keydets' only points of the game.

Jake Phillips completed 10 of 17 passing attempts for 111 yards, and Mike Potts threw for 99 yards and two touchdowns, on just 3-of-4 passing, after entering the contest in the third quarter.

Joe Nicholas led the Tribe receiving corps with 78 yards on three grabs, including a 54-yard scoring reception from Potts in the fourth quarter. Elliott Mack added 54 yards on three catches and had a 32-yard touchdown reception from Potts in the third quarter.

Redshirt freshman Adrian Tracy led the Tribe defense with nine stops, including 2.5 tackles for loss, all sacks, and forced a fumble, while Richard Riley added two unassisted stops behind the line of scrimmage. Trevor McLaurin had an interception, and T.J. O'Neill and Ryan Jones each recovered fumbles for the Tribe, which forced multiple turnovers for third time in three games. True freshman Max Harris had a pair of unassisted stops and forced a fourth-quarter VMI fumble.



Richard Riley celebrates after his 5-yard tackle for loss in the second quarter vs. VMI.

	1	2	3	4	Final
VMI	3	0	0	3	6
William and Mary	14	7	10	7	38

Scoring Summary

Qtr	Team	Score	Time
1st	W&M	Brooks 20 run (Pritchard kick)	11:26
	VMI	FG Way 26	5:12
2nd	W&M	Brooks 16 run (Pritchard kick)	3:28
	W&M	Brooks 11 run (Pritchard kick)	9:30
3rd	W&M	FG Pritchard 30	7:53
	W&M	Mack 32 pass from Potts (Pritchard kick)	4:07
4th	W&M	Nicholas 54 pass from Potts (Pritchard kick)	14:51
	VMI	FG Way 40	9:12

	VMI	W&M
First Downs	16	25
Rushes - Yards	51-163	31-262
Att-Cmp-Int	11-5-1	21-13-1
Pass Yards	80	210
Total Offense	243	472
Total Plays	62	52
Fumbles - Lost	4-2	2-2
3rd Down Conv.	2-12	5-7
Penalties - Yards	3-25	3-20
Sacks by - Yards	0-0	2-16
Time of Possession	35:15	24:45

Rushing - W&M: Brooks 15-146 (3 TD), Holmes 5-59, Viola 4-28, Bynum 1-12, McAulay 1-11, Nickerson 3-10, Phillips 2-(-4). **VMI:** Mizzer 26-101, Maypray 4-26, Smith 6-18, Hughes 10-9, Robinson 1-8, Mingsu 1-4, Wilson 3-(-3).

Passing - W&M: Phillips 17-10-1 111, Potts 4-3-0 99 (2 TD). **VMI:** Hughes 9-4-1 72, Wilson 2-1-0 8.

Receiving - W&M: Nicholas 3-78 (TD), Mack 3-54 (TD), Trinkle 2-26, Archer 2-24, McAulay 2-12, Holmes 1-16. **VMI:** Lloyd 3-26, Gilliland 1-28, Robinson 1-26.

Defense - W&M: Tracy 9 (5 solo, 2.5 TFL, 1.5 sack, FF), Ndubueze 8, Tra. McLaurin 7, Allen 6, Riley 4 (2 solo TFL), O'Neill 3 (FR), Jones 3 (FR), Harris 2 (2 solo, FF), Tre. McLaurin 2 (INT).

Attendance: 10,208; **Time:** 2:28; **Weather:** 83, Mostly Cloudy, Humid

Game 4

Hofstra 16, William and Mary 14

Williamsburg, Va. • Zable Stadium • Sept. 30, 2006

WILLIAMSBURG (9/30/06) -- Rob Zarrilli's third field goal, a 47-yarder with 7:20 remaining in the fourth quarter, lifted Hofstra to a 16-14 victory over William and Mary in Atlantic 10 Football action at sold out Zable Stadium.

Hofstra earned its first conference victory under first-year head coach Dave Cohen and dropped the Tribe to 0-2 in league play and 1-3 overall.

Anton Clarkson passed for 212 yards and a first-half touchdown, an 8-yard strike to R.C. Scarpa, and Zarrilli booted two field goals to give the Pride a 13-7 lead at halftime.

The Tribe rallied to take a 14-13 lead on Jake Phillips' 46-yard flea-flicker touchdown pass to Joe Nicholas with 4:40 remaining in the third quarter, but W&M was held scoreless the rest of the way.

Phillips was 9-for-22 on the day for 189 yards and two touchdowns, including a 10-yard scoring pass to tight end Drew Atchison in the first quarter. Elijah Brooks rushed for 79 yards on 15 attempts, and Nicholas finished with three grabs for 70 yards, his 22nd-straight game with at least one reception.

Tribe defensive tackle C.J. Herbert blocked a 33-yard field goal attempt, preserving the 14-13 lead early in the fourth, before Zarrilli booted the game-winner.

Tracy and Herbert led another solid second-half effort for the Tribe defense, which allowed only the fourth quarter field goal, while limiting the Pride to 17 yards rushing and 132 total yards over the final 30 minutes. Herbert had a solo sack in the second half, in addition to his blocked field goal, while defensive end Adrian Tracy shared the team lead with sophomore linebacker Michael Pigram with 10 total tackles.



Joe Nicholas scores on a 46-yard reception in the third quarter vs. Hofstra.

	1	2	3	4	Final
Hofstra	0	13	0	3	16
William and Mary	7	0	7	0	14

Scoring Summary

Qtr	Team	Score	Time
1st	W&M	Atchison 10 pass from Phillips (Pritchard kick)	9:14
2nd	HU	Scarpa 8 pass from Clarkson n(Zarrilli kick)	10:22
	HU	FG 24 Zarrilli	6:00
3rd	HU	FG 45 Zarrilli	0:47
	W&M	Nicholas 46 pass from Phillips (Pritchard kick)	4:40
4th	HU	FG Zarrilli 47	7:20

	HU	W&M
First Downs	20	11
Rushes - Yards	36-132	29-70
Att-Cmp-Int	34-18-0	22-9-1
Pass Yards	212	189
Total Offense	344	259
Total Plays	70	51
Fumbles - Lost	1-1	1-0
3rd Down Conv.	5-16	3-12
Penalties - Yards	5-55	7-65
Sacks by - Yards	3-25	2-17
Time of Possession	33:51	26:09

Rushing - W&M: Brooks 15-79, Bynum 1-1, Holmes 3-(-2), Phillips 10-(-8). **HU:** Huggins 16-78, Villante 1-36, Crenshaw 8-31, Clarkson 8-(-4).

Passing - W&M: Phillips 22-9-1, 189 (2 TD). **HU:** Clarkson 33-18-0, 212 (TD), Crenshaw 1-0-0.

Receiving - W&M: Nicholas 3-70 (TD), McAulay 2-53, Brooks 1-30, Archer 1-19, Atchison 1-10 (TD), Trinkle 1-7. **HU:** Sullivan 6-69, Smith 5-76, Huggins 3-16, Brooks 1-30, Scarpa 1-8 (TD), Riley 1-8, Lewis 1-5.

Defense - W&M: Pigram 10 (9 solo, TFL), Tracy 10 (4 solo, 2 TFL, sack), Wheeling 7, Williamson 6, Wright 6 (FF), Cox 5 (5 solo, PBU), Herbert 4 (TFL, sack, Blocked FG), O'Neill 2 (FR).

Attendance: 12,259; **Time:** 2:51; **Weather:** 75, Sunny

Game-By-Game Results

Game 5

#10 UMass 48, William and Mary 7

Amherst, Mass. • McGuirk Stadium • Oct. 7, 2006

AMHERST, Mass. (10/7/06) -- Massachusetts' Steve Baylark rushed for 187 yards and two touchdowns, and Tony Nelson added three rushing touchdowns to lead the 10th-ranked Minutemen past William and Mary, 48-7, in Atlantic 10 Football action at McGuirk Stadium.

Baylark and Nelson each scored twice in the first half as UMass (4-1, 2-0 A-10) found the end zone on its first four possessions of the game to build a comfortable 28-0 lead at the half. W&M (1-4, 0-3) dropped its seventh-straight conference game and suffered its largest margin of defeat in conference play since joining the A-10 in 1993.


Nelson finished with 69 yards rushing, and Liam Coen passed for 275 yards, completing 12 of 17 attempts, and a touchdown as the Minutemen gained 596 total yards of offense.

Mike Potts completed 27 of 50 passing attempts for a career-high 244 yards and provided the Tribe's only points of the contest on a 35-yard touchdown pass to Joe Nicholas in the third quarter. Nicholas finished with five catches for 62 yards and recorded his fourth consecutive game with a scoring reception.

Potts guided the Tribe on a 10-play, 78-yard drive to get W&M on the board. Potts completed passes to eight different receivers on the afternoon in his first start of the season, also recording career-highs on attempts and completions.

D.J. McAulay had four catches for 47 yards, and tight end Matt Trinkle had a season-high four receptions for 27 yards.

Elijah Brooks rushed for 30 yards on 10 carries, but the Minutemen's stout defense held the Tribe to a net of 30 yards rushing and a 6-for-19 effort on third downs.



Mike Potts had career-highs in attempts (50), completions (27) and yards (244) vs. UMass.

	1	2	3	4	Final
William and Mary	0	0	7	0	7
Massachusetts	14	14	10	10	48

Scoring Summary

Qtr	Team	Score	Time
1st	UMass	Baylark 23 run (Koepplin kick)	7:15
	UMass	Baylark 6 run (Koepplin kick)	2:31
2nd	UMass	Nelson 4 run (Koepplin kick)	11:12
	UMass	Nelson 5 run (Koepplin kick)	5:26
3rd	UMass	FG Koepplin 30	11:02
	UMass	Nelson 29 pass from Coen (Koepplin kick)	5:45
	W&M	Nicholas 35 pass from Potts (Pritchard kick)	0:35
4th	UMass	Nelson 2 run (Koepplin kick)	13:28
	UMass	FG Koepplin 40	7:24

	W&M	UMass
First Downs	16	22
Rushes - Yards	21-30	40-278
Att-Cmp-Int	50-27-1	19-13-0
Pass Yards	244	318
Total Offense	274	596
Total Plays	71	59
Fumbles - Lost	3-0	1-0
3rd Down Conv.	6-19	4-9
Penalties - Yards	2-25	5-70
Sacks by - Yards	0-0	2-10
Time of Possession	32:59	27:01

Rushing - W&M: Brooks 10-35, Holmes 3-6, Viola 1-4, Bynum 2-4, McAulay 1(-4), Potts 4(-15). **UMass:** Baylark 22-187 (2 TD), Nelson 13-69 (3 TD), Coen 1-8, Barthel 1-6, Montgomery 2-4, Cefalo 1-4.

Passing - W&M: Potts 50-27-1, 244 (TD). **UMass:** Coen 17-12-0, 275 (TD), Woodward 2-1-0, 43.

Receiving - W&M: Nicholas 5-62 (TD), Brooks 5-12, McAulay 4-47, Trinkle 4-27, Holmes 4-14, Archer 2-54, Mack 2-19, Taylor 1-9. **UMass:** Moore 5-118 (TD), London 3-83, Listorti 2-40, Harrington 2-34, Bailey 1-43.

Defense - W&M: Cox 9 (5 solo, PBU), O'Neill 7, Tra. McLaurin 8, Riley 7 (3 solo, FF), Allen 6, Wheeling 5 (TFL).

Attendance: 15,822; **Time:** 2:45; **Weather:** 58, Partly Cloudy

Game 6

William and Mary 14, Liberty 13

Lynchburg, Va. • Williams Stadium • Oct. 14, 2006

LYNCHBURG, Va. (10/14/06) -- Elijah Brooks rushed for 101 yards and two touchdowns, and the Tribe hung on for a 14-13 victory over state-rival Liberty at Williams Stadium in Lynchburg.

Brooks eclipsed the 2000-yard career rushing mark in the second quarter en route to his seventh-career 100-yard game, as W&M (2-4) snapped a two-game losing streak. Brooks' second touchdown with 5:50 remaining in the third quarter proved to be the difference, but the outcome wasn't certain until Liberty (3-3) kicker Ben Beasley missed a 37-yard field goal with 2:07 remaining, the Flames' third failed field goal attempt of the contest.

Liberty (3-3), which churned out 315 yards rushing and held a 386-285 advantage in total yards, took a 13-7 lead on Zach Terrell's 6-yard touchdown run, his second, and Beasley's extra point with 10:57 remaining in the third quarter, but the advantage was only six points because the Tribe's C.J. Herbert blocked a point-after attempt in the first half.

Mike Potts, who split time at quarterback with Jake Phillips, finished 5-for-8 through the air for 77 yards and connected with R.J. Archer on a 46-yard completion that set up Brooks' game-winning, 5-yard run in the third. Phillips completed two passes on the afternoon and contributed to a solid Tribe rushing attack with 42 yards on seven attempts, including a key first down run that enable W&M to run out the clock in the closing minutes.

The Flames also had an opportunity to retake the lead in the third, but senior Travis McLaurin blocked a 35-yard field goal attempt by Beasley with 1:32 on the clock.

Derek Cox paced the defense with a career-high 14 tackles, including nine unassisted, and Chris Ndubueze had a season-high 11 stops, including a key unassisted quarterback sack in the fourth quarter for a 7-yard loss on a third down play. Alan Wheeling finished 11 tackles as well and had a 33-yard interception return that set up Brooks' first score, and sophomore Michael Pigram finished with 10 stops.



Elijah Brooks after his second rushing touchdown at Liberty.

	1	2	3	4	Final
William and Mary	0	7	7	0	14
Liberty	0	6	7	0	13

Scoring Summary

Qtr	Team	Score	Time
2nd	W&M	Brooks 3 run (Pritchard kick)	8:27
	LU	Terrell 1 run (Kick blocked)	0:55
3rd	LU	Terrell 6 run (Kolegue kick)	10:57
	W&M	Brooks 5 run (Pritchard kick)	5:50

	W&M	Liberty
First Downs	17	24
Rushes - Yards	37-177	55-315
Att-Cmp-Int	17-7-1	15-8-1
Pass Yards	95	71
Total Offense	272	386
Total Plays	54	70
Fumbles - Lost	0-0	1-0
3rd Down Conv.	6-13	9-15
Penalties - Yards	8-58	9-85
Sacks by - Yards	1-7	0-0
Time of Possession	23:59	36:01

Rushing - W&M: Brooks 23-101 (2 TD), Phillips 7-42, Holmes 3-15, Mack 1-11. **Liberty:** Jennings 22-186, Lawrence 11-60, Terrell 14-45 (2 TD), Smith 2-10, Stokes 5-9, Jackson 1-5.

Passing - W&M: Potts 8-5-0, 77; Phillips 9-2-1, 18. **Liberty:** Smith 12-6-1, 57; Terrell 3-2-0, 14.

Receiving - W&M: Archer 2-49, Nicholas 2-18, Brooks 2-14, Trinkle 1-14. **Liberty:** Jackson 5-51, Bolden 3-20.

Defense - W&M: Cox 14 (9 solo), Wheeling 11 (INT), Ndubueze 11 (TFL, sack), Pigram 10, Tracy 8 (TFL), Larkins 7, Allen 6 (FF), Tra. McLaurin (Blkd FG), Herbert (Blkd PAT).

Attendance: 15,631; **Time:** 2:36; **Weather:** 56, Sunny

Game-By-Game Results

Game 7

#8 JMU 31, William and Mary 17

Harrisonburg, Va. • Bridgeforth Stadium • Oct. 21, 2006

HARRISONBURG, Va. (10/21/06) -- James Madison quarterback Justin Rascati passed for 211 yards and two touchdowns, and Eugene Holloman rushed for 118 yards and a first-half score to lead the eighth-ranked Dukes past William and Mary, 31-17, Bridgeforth Stadium.

JMU won its fifth consecutive game to remain unbeaten in Atlantic 10 play, while W&M dropped its fourth-straight conference game and eighth-straight A-10 game overall dating back to last season.

Rascati threw an 11-yard touchdown pass to Mike Caussin on the game's opening possession and later added a 55-yard scoring strike to Ardon Bransford in the fourth quarter that extended the Dukes' lead to 31-10 with under four minutes remaining.

Elijah Brooks rushed for 99 yards and a touchdown for the Tribe, finishing one yard shy of his eighth career 100-yard game. Mike Potts completed 15 of 24 attempts for 187 yards and a touchdown, and Matt Trinkle pulled in four catches for a career-high 57 yards.

Potts engineered a late six-play, 73-yard scoring drive that ended with a 5-yard touchdown pass to John Taylor. Potts hooked up with Trinkle for a 12-yard reception on the drive and also hit Elliott Mack for a 27-yard gain before connecting on Taylor's first touchdown grab of the season.

Chris Ndubueze paced the defense with 10 total tackles, including eight unassisted stops and a solo tackle for loss, and Travis McLaurin had a 9-yard interception return, his first pick since the 2003 season.



Travis McLaurin returns an interception in the loss at JMU.

	1	2	3	4	Final
William and Mary	0	7	0	10	17
James Madison	7	10	7	7	31

Scoring Summary

Qtr	Team	Score	Time
1st	JMU	Caussin 11 pass from Rascati (Rabil kick)	6:39
2nd	W&M	Brooks 2 run (Pritchard kick)	11:34
	JMU	Holloman 1 run (Rabil kick)	8:46
	JMU	FG Rabil 28	0:00
3rd	JMU	Bolton 2 run (Rabil kick)	7:48
4th	W&M	FG Pritchard 29	14:55
	JMU	Bransford 55 pass from Rascati (Rabil kick)	3:49
	W&M	Taylor 5 pass from Potts (Pritchard kick)	2:23

	W&M	JMU
First Downs	19	20
Rushes - Yards	32-112	40-185
Att-Cmp-Int	31-17-0	21-15-1
Pass Yards	214	211
Total Offense	326	396
Total Plays	63	61
Fumbles - Lost	1-0	1-0
3rd Down Conv.	5-14	6-12
Penalties - Yards	3-27	6-55
Sacks by - Yards	1-2	6-30
Time of Possession	29:45	30:15

Rushing - W&M: Brooks 19-99 (TD), Mack 1-20, Holmes 1-2, Bynum 1-2, Potts 1-(-1), Phillips 9-(-10). **JMU:** Holloman 22-118 (TD), Landers 2-32, Rascati 12-26, Bolton 3-10.

Passing - W&M: Potts 24-15-0, 187, TD; Phillips 7-2-0, 27. **JMU:** Rascati 21-15-1, 211, 2 TD.

Receiving - W&M: Trinkle 4-57, Brooks 4-25, Taylor 3-35 (TD), Mack 2-48, Atchison 2-27, Archer 2-22. **JMU:** Bransford 7-123 (TD), Landers 2-24, Williams 2-17, Boxley 1-15, Baker 1-11, Caussin 1-11 (TD), Newman 1-10.

Defense - W&M: Ndubueze 10 (TFL), Tra. McLaurin 9 (INT), Cox 7 (5 solo), Wheeling 6, Wright 5 (Sack), Tracy 4 (2.5 TFL, PBU).

Attendance: 15,573; **Time:** 2:40; **Weather:** 65, clear

Game 8

Villanova 35, William and Mary 31

Williamsburg, Va. • Zable Stadium • Oct. 28, 2006

WILLIAMSBURG (10/28/06) -- Marvin Burroughs' 1-yard quarterback sneak for a touchdown with 35 seconds remaining lifted Villanova over William and Mary, 35-31, in an Atlantic 10 contest at Zable Stadium.

Villanova racked up 508 yards of total offense behind Burroughs to snap a two-game losing streak and send W&M to its ninth-consecutive conference loss, dating back to last season.

Burroughs completed 15 of 19 attempts for 284 yards and two touchdowns and finished with a net of 31 yards rushing, which included the game-winning 1-yard dive in the final minute. The Wildcats covered 67 yards on the drive in 1:34, with no timeouts, after the Tribe's Blair Pritchard gave W&M a 31-28 lead with 2:09 remaining on a 27-yard field goal.

Elijah Brooks rushed for 142 yards and two touchdowns for the Tribe and moved into ninth place on the school's career rushing list (2,298). The senior needed just 16 yards to crack the top 10 entering the day and used his third 100-yard game of the season, and eighth of his career, to continue his move up the career chart.

Mike Potts went the distance at quarterback and completed 12 of 24 attempts for 197 yards, including a 57-yard, fourth-quarter touchdown pass to tight end Drew Atchison that tied the game, 28-28, with 7:17 remaining. Potts also added his first-career touchdown run on a 1-yard keeper in the first half.



Drew Atchison scores on a 57-yard touchdown reception against Villanova.

	1	2	3	4	Final
Villanova	7	10	3	15	35
William and Mary	14	7	0	10	31

Scoring Summary

Qtr	Team	Score	Time
1st	VU	May 31 pass from Burroughs (Marcoux kick)	9:39
	W&M	Brooks 2 run (Pritchard kick)	3:23
	W&M	Brooks 2 run (Pritchard kick)	0:14
2nd	W&M	Potts 1 run (Pritchard kick)	8:13
	VU	Atkinson 28 pass from Burroughs (Marcoux kick)	5:58
	VU	FG Marcoux 24	0:28
3rd	VU	FG Marcoux 27	3:26
4th	VU	May 6 run (Sherry pass from Burroughs)	8:01
	W&M	Atchison 57 pass from Potts (Pritchard kick)	7:17
	W&M	FG Pritchard 27	2:09
	VU	Burroughs 1 run (Marcoux kick)	0:35

	VU	W&M
First Downs	24	22
Rushes - Yards	44-224	42-171
Att-Cmp-Int	19-15-0	24-12-0
Pass Yards	284	197
Total Offense	508	368
Total Plays	63	66
Fumbles - Lost	3-2	0-0
3rd Down Conv.	6-10	6-14
Penalties - Yards	5-52	3-34
Sacks by - Yards	1-15	3-21
Time of Possession	29:26	30:34

Rushing - W&M: Brooks 30-142 (2 TD), Holmes 7-26, Mack 3-17, Potts 2-(-14) (TD). **VU:** Dicken 16-96, May 9-46, Jones 5-46, Burroughs 13-31 (TD), Atkinson 1-5.

Passing - W&M: Potts 24-12-0, 197, TD. **VU:** Burroughs 19-15-0, 284, 2 TD.

Receiving - W&M: Nicholas 4-62, Atchison 2-66 (TD), Archer 2-36, Trinkle 2-10, Taylor 1-18, Mack 1-5. **VU:** May 3-81 (TD), Atkinson 3-59 (TD), Sherry 2-60, Harvey 2-56, Smith 2-15, Jones 2-9, Koroma 1-4.

Defense - W&M: Ndubueze 10 (6 solo, TFL, sack), Allen 9 (6 solo), Tracy 8 (1.5 TFL), Wright 8 (2 TFL, 1.5 sacks), Pigram 6 (TFL, 2 FF), Tra. McLaurin 6 (FR), Harris (FR).

Attendance: 10,629; **Time:** 2:58; **Weather:** 71, Strong Wind, Clear



2006 Quarterback Club Weekly Awards - Villanova 10/28

Offense



Drew Atchison, Jr., TE

Atchison recorded two receptions for a career and team-high 66 yards against Villanova. He scored on a career-long 57-yard touchdown reception in the fourth quarter, which also was the Tribe's longest play of the season.

Previous Winners

Maryland - Sept. 2

Cody Morris, Sr., OL

Team 310 yards of total offense

Maine - Sept. 16

Matt Trinkle, Sr., TE

2 rec., 5 yards

VMI - Sept. 23

Elijah Brooks, Sr., RB

15 att., 146 yards rushing, 3 touchdowns

Hofstra - Sept. 30

Elijah Brooks, Sr., RB

15 att., 79 yards rushing, 1 rec., 30 yards

Massachusetts - Oct. 7

Joe Nicholas, Jr., WR

5 rec., 62 yards, TD; 35-yard scoring catch.

Liberty - Oct. 14

Brent Cochran, Jr., OL


Team rushed for 170 yards, averaged 4.6 yards per rush

James Madison - Oct. 21

Elijah Brooks, Sr., RB

19 att., 99 yards, TD; Four receptions, 25 yards

Defense



Josh Wright, Sr., DE

Wright registered eight total tackles against the Wildcats, including two unassisted stops, 2.0 tackles for loss and 1.5 quarterback sacks.

Previous Winners

Maryland - Sept. 2

Derek Cox, So., CB

3 TT, 3 PBU, fumble recovery

Maine - Sept. 16

Josh Wright, Sr., DE

6 TT, 2 solo, solo sack

VMI - Sept. 23

Adrian Tracy, RF, DE

9 total tackles, 5 solo, 2.5 tackles for loss, 1.5 sacks, forced fumble

Hofstra - Sept. 30

Michael Pigram, So., LB

10 total tackles, 9 solo, forced fumble

Massachusetts - Oct. 7

Derek Cox, So., DB

Career-high nine total tackles, five solo, PBU

Liberty - Oct. 14

Alan Wheeling, Sr., DB

Career-high 11 total tackles, 33-yard interception return

James Madison - Oct. 21

Chris Ndubueze, Sr., LB

10 total tackles, eight unassisted, solo TFL

Special Teams



Max Harris, Fr., DB

Harris recovered a fumble on kickoff return coverage to set up the Tribe's second touchdown of the game against Villanova.

Previous Winners

Maryland - Sept. 2

DeBrian Holmes, So., KR/RB

4 KO returns for 90 yards, including long of 32 yards

Maine - Sept. 16

Drew Atchison, Jr., TE

1 rec., 17 yards

VMI - Sept. 23

Derek Cox, So., PR

4 punt returns, 42 yards, 24-yard long

Hofstra - Sept. 30

Blair Pritchard, Sr., P

5 punts, 230 yards, 46.0 average, 50-yard long, 1 inside 20

Massachusetts - Oct. 7

none

Liberty - Oct. 14

C.J. Herbert, RF, DL

Blocked PAT in one-point victory

James Madison - Oct. 21

David Houff, So., DB

Two tackles in kick coverage, four overall

2006 William and Mary Football
 William and Mary Overall Team Statistics (as of Oct 30, 2006)
 All games

TEAM STATISTICS	WM	OPP

SCORING.....	152	196
Points Per Game.....	19.0	24.5
FIRST DOWNS.....	143	160
Rushing.....	68	93
Passing.....	66	56
Penalty.....	9	11
RUSHING YARDAGE.....	1001	1676
Yards gained rushing.....	1196	1860
Yards lost rushing.....	195	184
Rushing Attempts.....	246	354
Average Per Rush.....	4.1	4.7
Average Per Game.....	125.1	209.5
TDs Rushing.....	10	16
PASSING YARDAGE.....	1559	1427
Att-Comp-Int.....	250-132-4	153-92-5
Average Per Pass.....	6.2	9.3
Average Per Catch.....	11.8	15.5
Average Per Game.....	194.9	178.4
TDs Passing.....	10	7
TOTAL OFFENSE.....	2560	3103
Total Plays.....	496	507
Average Per Play.....	5.2	6.1
Average Per Game.....	320.0	387.9
KICK RETURNS: #-YARDS.....	30-580	26-458
PUNT RETURNS: #-YARDS.....	12-111	16-86
INT RETURNS: #-YARDS.....	5-62	4-0
KICK RETURN AVERAGE.....	19.3	17.6
PUNT RETURN AVERAGE.....	9.2	5.4
INT RETURN AVERAGE.....	12.4	0.0
FUMBLES-LOST.....	8-2	18-9
PENALTIES-YARDS.....	32-291	39-397
Average Per Game.....	36.4	49.6
PUNTS-YARDS.....	40-1428	26-1026
Average Per Punt.....	35.7	39.5
Net punt average.....	33.5	35.2
TIME OF POSSESSION/GAME.....	28:29	31:31
3RD-DOWN CONVERSIONS.....	43/112	39/97
3rd-Down Pct.....	38%	40%
4TH-DOWN CONVERSIONS.....	8/16	5/6
4th-Down Pct.....	50%	83%
SACKS BY-YARDS.....	11-71	16-111
MISC YARDS.....	9	0
TOUCHDOWNS SCORED.....	20	23
FIELD GOALS-ATTEMPTS.....	4-7	12-16
PAT-ATTEMPTS.....	20-20	20-22
ATTENDANCE.....	43802	96789
Games/Avg Per Game.....	4/10950	4/24197
Neutral Site Games.....		0/0

SCORE BY QUARTERS	1st	2nd	3rd	4th	Total

William and Mary....	38	35	38	41	152
Opponents.....	52	70	36	38	196

2006 William and Mary Football
William and Mary Overall Individual Statistics (as of Oct 30, 2006)
All games

RUSHING	GP	Att	Gain	Loss	Net	Avg	TD	Long	Avg/G
Elijah Brooks	8	141	713	20	693	4.9	8	25	86.6
DeBrian Holmes	8	29	155	13	142	4.9	1	25	17.8
Elliott Mack	8	6	73	11	62	10.3	0	27	7.8
Jake Phillips	6	44	155	112	43	1.0	0	13	7.2
Tony Viola	7	5	32	0	32	6.4	0	11	4.6
Raphael Bynum	8	6	31	0	31	5.2	0	12	3.9
D.J. McAulay	5	3	26	4	22	7.3	0	15	4.4
Matt Nickerson	3	3	10	0	10	3.3	0	5	3.3
TEAM	2	2	0	4	-4	-2.0	0	0	-2.0
Mike Potts	6	7	1	31	-30	-4.3	1	1	-5.0
Total.....	8	246	1196	195	1001	4.1	10	27	125.1
Opponents.....	8	354	1860	184	1676	4.7	16	62	209.5

PASSING	GP	Effic	Att-Cmp-Int	Pct	Yds	TD	Lng	Avg/G
Jake Phillips	6	95.58	129-61-3	47.3	656	4	46	109.3
Mike Potts	6	137.21	120-71-1	59.2	903	6	57	150.5
R.J. Archer	8	0.00	1-0-0	0.0	0	0	0	0.0
Total.....	8	115.18	250-132-4	52.8	1559	10	57	194.9
Opponents.....	8	147.04	153-92-5	60.1	1427	7	55	178.4

RECEIVING	GP	No.	Yds	Avg	TD	Long	Avg/G
Joe Nicholas	8	26	382	14.7	4	54	47.8
D.J. McAulay	5	18	247	13.7	1	49	49.4
Matt Trinkle	8	17	158	9.3	0	23	19.8
Elijah Brooks	8	17	121	7.1	0	30	15.1
R.J. Archer	8	16	244	15.2	0	46	30.5
Elliott Mack	8	15	170	11.3	2	32	21.2
DeBrian Holmes	8	11	45	4.1	0	16	5.6
Drew Atchison	8	7	130	18.6	2	57	16.2
John Taylor	4	5	62	12.4	1	22	15.5
Total.....	8	132	1559	11.8	10	57	194.9
Opponents.....	8	92	1427	15.5	7	55	178.4

PUNT RETURNS	No.	Yds	Avg	TD	Long
Derek Cox	12	111	9.2	0	25
Total.....	12	111	9.2	0	25
Opponents.....	16	86	5.4	0	20

INTERCEPTIONS	No.	Yds	Avg	TD	Long
Alan Wheeling	1	33	33.0	0	33
Travis McLaurin	1	9	9.0	0	9
Trevor McLaurin	1	6	6.0	0	6
Richard Riley	1	14	14.0	0	14
Kevin Allen	1	0	0.0	0	0
Total.....	5	62	12.4	0	33
Opponents.....	4	0	0.0	0	0

KICK RETURNS	No.	Yds	Avg	TD	Long
DeBrian Holmes	16	288	18.0	0	32
David Caldwell	8	207	25.9	0	46
Elliott Mack	3	52	17.3	0	23
Elijah Brooks	2	27	13.5	0	15
Raphael Bynum	1	6	6.0	0	6
Total.....	30	580	19.3	0	46
Opponents.....	26	458	17.6	0	34

FUMBLE RETURNS	No.	Yds	Avg	TD	Long
Travis McLaurin	1	9	9.0	0	9
Total.....	1	9	9.0	0	9
Opponents.....	0	0	0.0	0	0

2006 William and Mary Football
William and Mary Overall Individual Statistics (as of Oct 30, 2006)
All games

SCORING	TD	FGs	----- PATs -----						Points
			Kick	Rush	Rcv	Pass	DXP	Saf	
Elijah Brooks	8	0-0	0-0	0-0	0	0-0	0	0	48
Blair Pritchard	0	4-7	20-20	0-0	0	0-0	0	0	32
Joe Nicholas	4	0-0	0-0	0-0	0	0-0	0	0	24
Elliott Mack	2	0-0	0-0	0-0	0	0-0	0	0	12
Drew Atchison	2	0-0	0-0	0-0	0	0-0	0	0	12
John Taylor	1	0-0	0-0	0-0	0	0-0	0	0	6
D.J. McAulay	1	0-0	0-0	0-0	0	0-0	0	0	6
Mike Potts	1	0-0	0-0	0-0	0	0-0	0	0	6
DeBrian Holmes	1	0-0	0-0	0-0	0	0-0	0	0	6
Total.....	20	4-7	20-20	0-0	0	0-0	0	0	152
Opponents.....	23	12-16	20-22	0-0	1	1-1	0	0	196

TOTAL OFFENSE	G	Plays	Rush	Pass	Total	Avg/G
Mike Potts	6	127	-30	903	873	145.5
Jake Phillips	6	173	43	656	699	116.5
Elijah Brooks	8	141	693	0	693	86.6
DeBrian Holmes	8	29	142	0	142	17.8
Elliott Mack	8	6	62	0	62	7.8
Tony Viola	7	5	32	0	32	4.6
Raphael Bynum	8	6	31	0	31	3.9
D.J. McAulay	5	3	22	0	22	4.4
Matt Nickerson	3	3	10	0	10	3.3
TEAM	2	2	-4	0	-4	-2.0
Total.....	8	496	1001	1559	2560	320.0
Opponents.....	8	507	1676	1427	3103	387.9

FIELD GOALS	FGM-FGA	Pct	01-19	20-29	30-39	40-49	50-99	Lg	Blk
Blair Pritchard	4-7	57.1	0-0	3-4	1-2	0-1	0-0	30	0

FG SEQUENCE	William and Mary	OPPONENTS
Maryland	-	(39),(25)
MAINE	(25),38	-
VMI	(30)	(26),(40)
HOFSTRA	-	(24),(45),33,(47)
Massachusetts	-	(30),(40)
Liberty	-	30,35,37
James Madison	46,(29),29	(28)
VU	(27)	(24),(27)

PUNTING	No.	Yds	Avg	Long	TB	FC	I20	Blkd
Blair Pritchard	38	1392	36.6	54	3	1	6	1
TEAM	1	0	0.0	0	0	0	0	0
Corey Davis	1	36	36.0	36	0	0	0	0
Total.....	40	1428	35.7	54	3	1	6	1
Opponents.....	26	1026	39.5	58	3	1	8	0

KICKOFFS	No.	Yds	Avg	TB	OB
Blair Pritchard	32	1672	52.2	5	2
Total.....	32	1672	52.2	5	2
Opponents.....	42	2533	60.3	11	3

Numbers in (parentheses) indicate field goal was made.

2006 William and Mary Football
 William and Mary Overall Individual Statistics (as of Oct 30, 2006)
 All games

ALL PURPOSE	G	Rush	Rec	PR	KOR	IR	Tot	Avg/G
Elijah Brooks	8	693	121	0	27	0	841	105.1
DeBrian Holmes	8	142	45	0	288	0	475	59.4
Joe Nicholas	8	0	382	0	0	0	382	47.8
Elliott Mack	8	62	170	0	52	0	284	35.5
D.J. McAulay	5	22	247	0	0	0	269	53.8
R.J. Archer	8	0	244	0	0	0	244	30.5
David Caldwell	8	0	0	0	207	0	207	25.9
Matt Trinkle	8	0	158	0	0	0	158	19.8
Drew Atchison	8	0	130	0	0	0	130	16.2
Derek Cox	8	0	0	111	0	0	111	13.9
John Taylor	4	0	62	0	0	0	62	15.5
Jake Phillips	6	43	0	0	0	0	43	7.2
Raphael Bynum	8	31	0	0	6	0	37	4.6
Alan Wheeling	8	0	0	0	0	33	33	4.1
Tony Viola	7	32	0	0	0	0	32	4.6
Richard Riley	8	0	0	0	0	14	14	1.8
Matt Nickerson	3	10	0	0	0	0	10	3.3
Travis McLaurin	8	0	0	0	0	9	9	1.1
Trevor McLaurin	7	0	0	0	0	6	6	0.9
TEAM	2	-4	0	0	0	0	-4	-2.0
Mike Potts	6	-30	0	0	0	0	-30	-5.0
Total.....	8	1001	1559	111	580	62	3313	414.1
Opponents.....	8	1676	1427	86	458	0	3647	455.9

2006 William and Mary Football
 William and Mary Overall Defensive Statistics (as of Oct 30, 2006)
 All games

DEFENSIVE LEADERS	GP	-----Tackles-----			TFL/Yds	-Sacks-	---Pass Def---			-Fumbles-		Blkd	
		Solo	Ast	Total			No-Yds	Int-Yds	BrUp	QBH	Rcv-Yds	FF	Kick
36 Kevin Allen	8	29	23	52	1.5-2	.	1-0	2	.	.	2	.	.
40 Chris Ndubueze	8	22	30	52	3.0-15	2.0-13	.	1
97 Adrian Tracy	8	21	29	50	11.0-52	3.0-28	.	2	.	.	1	.	.
21 Michael Pigram	8	24	24	48	3.5-9	3	.	.
8 Alan Wheeling	8	19	26	45	2.0-4	.	1-33
37 Derek Cox	8	29	14	43	0.5-2	.	.	6	.	2-0	.	.	.
52 Travis McLaurin	8	9	33	42	1.0-1	.	1-9	1	.	1-9	.	1	.
24 Richard Riley	8	17	17	34	3.0-14	.	1-14	1	.	.	1	.	.
94 Josh Wright	8	9	22	31	6.5-20	4.0-17	.	2	.	2-0	.	.	.
39 T.J. O'Neill	7	9	18	27	1.5-5	1.0-5	.	.	.	2-0	.	.	.
95 Cort. Herbert	8	4	20	24	1.0-8	1.0-8	2	.
44 Josh Rutter	4	6	14	20	0.5-1	.	.	1
77 B. Williamson	8	4	14	18	1.5-1
22 David Houff	8	11	7	18
19 David Caldwell	8	8	10	18
93 Sean Lissemore	7	3	14	17
99 Josh Larkins	8	6	11	17
23 Trevor McLaurin	7	4	11	15	0.5-2	.	1-6
35 Ryan Horvath	5	3	2	5
49 Raphael Bynum	8	3	.	3
96 Daniel Pulley	2	.	3	3
42 Fred Johnson	8	.	3	3
92 Ryan Jones	3	.	3	3	1-0	.	.	.
50 Todd Reyher	7	1	2	3
98 Rob Varno	8	1	1	2
67 Brent Cochran	8	1	1	2
41 Shel. Alexander	8	2	.	2
91 Blair Pritchard	8	2	.	2
31 Max Harris	7	2	.	2	1-0	1	.	.
5 Tony Viola	7	1	.	1
Total.....	8	250	352	602	37-136	11-71	5-62	16	.	9-9	8	3	.
Opponents.....	8	238	298	536	36-173	16-111	4-0	36	12	2-0	4	1	.