



WILLIAM & MARY

GAME 10: at Delaware • Saturday, Nov. 11, 2006 • 1 p.m. • Delaware Stadium • Newark, Del.



Game Day Information

WILLIAM AND MARY "TRIBE" (3-6, 1-5 A-10) at DELAWARE "BLUE HENS" (4-5, 2-4 A-10)

Kickoff: 1 p.m., Saturday, Nov. 11, 2006

Site: Tubby Raymond Field at Delaware Stadium (22,000, Natural Grass)

Radio: 12 p.m. - Prudential McCardle Pre-Game Show on The Tide, WBACH and TribeAthletics.com; 12:30 - "The Game Day Show with Jay Colley and Bob Sheeran" across the William and Mary Bookstore Radio Network. For a complete listing of the Tribe Football Radio Network, see the next page.

All-Time Series: Delaware leads, 18-12. (See page four for more information).

Last Meeting: UD won, 22-21, Nov. 12, last season at Zable Stadium.

First and 10

William and Mary will look for its second-straight Atlantic 10 victory when it continues conference play on the road this weekend at Delaware. UD leads the all-time series with W&M, 18-12, and the Blue Hens have won three of the last four meetings, including two-straight in Newark. The Tribe's lone victory in the span was a 44-38, double-overtime win in the quarterfinals of the NCAA I-AA Playoffs in Williamsburg on Dec. 4, 2004. Delaware is 10-4 all-time against the College in Newark and 6-1 in the series at Delaware Stadium since the programs became conference opponents in 1993. The Tribe is coming off its first league win of the season, a 29-28 victory at Towson on Saturday. The victory also snapped a nine-game losing streak in conference play. Blair Pritchard was named the A-10 Special Team's Player of the Week after kicking the game-winning 34-yard field goal with five seconds remaining, while Mike Potts received the league's offensive award after throwing for a career-high 409 yards and two touchdowns. Adrian Tracy also earned his second rookie of the week citation after recording a career-high three sacks. The Blue Hens have dropped two-straight in conference play, a home loss to Towson on Oct. 28 and a 44-24 decision at No. 4 JMU on Saturday night.

2006 Tribe's Schedule

| Date | Opponent | Score/Time |
|----------------|-----------------------|------------------|
| Sept. 2 | at Maryland | L/27-14 |
| Sept. 16 | MAINE* | L/20-17 |
| Sept. 23 | VMI | W/38-6 |
| Sept. 30 | HOFSTRA* | L/16-14 |
| Oct. 7 | at #10 Massachusetts* | L/48-7 |
| Oct. 14 | at Liberty | W/14-13 |
| Oct. 21 | at #8 James Madison* | L/31-17 |
| Oct. 28 | VILLANOVA* | L/35-31 |
| Nov. 4 | at #21 Towson* | W/29-28 |
| Nov. 11 | at Delaware* | 1:00 p.m. |
| Nov. 18 | RICHMOND* | 1:00 p.m. |

*A-10 conference game

2006 Blue Hens' Schedule

| Date | Opponent | Score/Time |
|----------------|--------------------------|------------------|
| Sept. 9 | WEST CHESTER | W/30-7 |
| Sept. 16 | ALBANY | L/17-10 |
| Sept. 23 | at Rhode Island* | W/24-17 |
| Sept. 30 | NEW HAMPSHIRE* | L/52-49 |
| Oct. 7 | at Northeastern* | L/27-24 |
| Oct. 14 | HOFSTRA^ | W/10-6 |
| Oct. 21 | at Richmond* | W/28-24 |
| Oct. 28 | TOWSON* | L/49-35 |
| Nov. 4 | at James Madison* | L/44-24 |
| Nov. 11 | WILLIAM AND MARY* | 1:00 p.m. |
| Nov. 18 | VILLANOVA* | 1:00 p.m. |

*A-10 conference game; ^Non-conference

The Coaches

Jimmye Laycock

Alma Mater, Year: William and Mary, 1970
 W&M Record: 178-125-2 (27th season)
 Career Record: Same
 Career vs. UD: 11-15

K.C. Keeler

Alma Mater, Year: Delaware, 1981
 UD Record: 40-21 (Fifth season)
 Career Record: 128-42-1 (13th season)
 Career vs. W&M: 3-2

In The Spotlight



#52, TRAVIS MCLAURIN SENIOR, LINEBACKER

Senior Travis McLaurin is this week's featured student-athlete "In The Spotlight". (Page 13)

Table of Contents

| | |
|--|-------|
| Media Information | 2 |
| W&M Football Radio Network..... | 2 |
| W&M Sports Information Staff..... | 2 |
| Projected Depth Charts | 3 |
| Tale of the Tape | 3 |
| This Week's Opponent: Delaware..... | 4 |
| W&M Football Quick Facts..... | 4 |
| W&M Football Game Notes | 5 |
| The Tribe in 2006..... | 5 |
| Scouting the 2006 Opponents..... | 5 |
| Atlantic 10 Information..... | 6-7 |
| Tribe Football Record Watch | 8-9 |
| I-AA National Rankings | 10 |
| Head Coach Jimmye Laycock | 12 |
| The Laycock Football Center | 13 |
| In The Spotlight: Travis McLaurin..... | 14 |
| W&M Football Rosters..... | 15-16 |
| Game-by-Game Starters | 17 |
| Tribe in the Red Zone..... | 17 |
| W&M Single-Game Highs | 18 |
| Opponent Single-Game Highs..... | 19 |
| Long Plays of the Season..... | 19 |
| Top Offensive Performances | 20 |
| Scoring Drives Chart..... | 21 |
| The Last Time It Happened | 22 |
| W&M Single-Game Records | 23 |
| Game-by-Game Results | 24 |
| Quarterback Club Awards | 28 |
| 2006 Statistics..... | 29 |



For The Media

W&M Media Relations Staff

Pete Clawson (Primary Football Contact)
Assistant A.D., Media Relations
(O) 757-221-3369 (E) pmclaw@wm.edu

Mark Hoskins (Secondary Football Contact)
Assistant to the Director
(O) 757-221-3344 (E) mjhosk@wm.edu

Kris Sears (Associate SID)
(O) 757-221-3368 (E) kasear@wm.edu

Rob Turner (Associate SID)
(O) 757-221-3370 (E) rrturn@wm.edu

Jake Skipper (Intern)
(O) 757-221-3344 (E) jcskip@wm.edu

Zable Stadium Press Box Phone: 757-221-3414

Sports Information Fax: 757-221-3412

Web Site: www.TribeAthletics.com

Mailing Address:

P.O. Box 399
Williamsburg, VA 23187

Weekly Atlantic 10 Coaches Call

Every Monday from Aug.28-Nov. 20, the Atlantic 10 will conduct a teleconference from 10:00-12:10pm (eastern time) with each of its head football coaches. Each coach will have a 10-minute slot to discuss his team and answer questions from the media. Members of the media are strongly encouraged to participate in the questioning. For the access number, contact Pete Clawson or Stephen Haug in the Atlantic 10 communications office at (215) 545-6678.

10:00 Atlantic 10 update
10:10 Dave Clawson, Richmond
10:20 Jimmye Laycock, William & Mary
10:30 Andy Talley, Villanova
10:40 Rocky Hager, Northeastern
10:50 Mickey Matthews, James Madison
11:00 Jack Cosgrove, Maine
11:10 Don Brown, Massachusetts
11:20 Tim Stowers, Rhode Island
11:30 K.C. Keeler, Delaware
11:40 Sean McDonnell, New Hampshire
11:50 Dave Cohen, Hofstra
12:00 Gordy Combs, Towson

A-10 Press Box Phone Numbers

| | |
|---------------|---------------------------|
| Delaware | 302-831-6199/302-831-2186 |
| Hofstra | 516-463-5247 |
| James Madison | 540-568-6521 |
| Maine | 207-581-1049 |
| Massachusetts | 413-545-3550 |
| New Hampshire | 603-862-2585 |
| Northeastern | 617-566-5956 |
| Rhode Island | 401-874-4616 |
| Richmond | 804-355-6110 |
| Towson | 410-704-3102 |
| Villanova | 610-519-5290 |

Interviews

All requests for interviews must be directed through the Sports Information Office. Players are available Monday morning until noon Thursday. Please call either Pete Clawson, or Mark Hoskins, with interview requests.

Weekly Press Conference

A press conference with head coach Jimmye Laycock will be held every Tuesday at noon at the Hospitality House in Williamsburg. Lunch is served around noon, followed by opening remarks and a question and answer session with Coach Laycock. Interviews with selected players will follow the luncheon. Please confirm your attendance with Pete Clawson in the Sports Information Office at least 24 hours in advance.

Game Credentials

Please make all press and photo requests at least one week in advance. Tickets and parking passes can be mailed with one week's notice. If not, tickets can be picked up, with proper credentials, at the Will Call Window at Zable Stadium on the morning of the game.

Press Parking

Parking for members of the working press is available just southeast of Zable Stadium in front of the University Center. Parking is limited and media members are encouraged to arrive early.

Photographers

Please observe the NCAA rules, which prohibit photographers between the 25 yard lines.

Press Box Services

Located atop the East grandstand of Zable Stadium at Cary field, the press box officially opens two hours prior to kickoff. Pregame notes, flip cards and programs will be available prior to the start. Complete halftime statistics, as well as final team and individual statistics, are available immediately following the game.

Radio

Visiting radio lines may be rented through the Sports Information Office at a cost of \$75 per line. The radio booth for the visiting team is located at the south end of the press box on the lower level. Radio stations should make arrangements with the Sports Information Office at least a month in advance. Requests for the line will be honored on a first-come, first-served basis.

Visiting Film Crews

Space will be allotted in the West Press Box for film and video crews of visiting teams' coaches' shows. We will provide two spots per team.

Post-Game Procedures

Head coach Jimmye Laycock and the visiting coach will be available about 10 minutes after the game in an interview area located directly below the press box. Individual W&M players' names should be given to Pete Clawson during the fourth quarter and they will be made available in the interview room.

The William and Mary Football Radio Network

The W&M Athletics Department announced a new partnership for the Tribe Radio Network. The Notice of Intent to Award issued by the College designates two local stations, 92.3 FM "The Tide" and 107.9 FM "WBACH", as the network's Co-Flagships for the coming athletics season.

"We are extremely excited to be teaming up with Tribe Athletics," said Tom Davis, the President of Davis Media LLC. "We look forward to enhancing the broadcasts and broadening the reach of the games to the many fans throughout Tidewater Virginia."

The new partnership provides the College with solid coverage of the peninsula, as the station's combined footprint reaches from eastern areas of Richmond to the western parts of Norfolk. Tribe fans in Richmond will also be able to catch the action on 1450AM WCLM, which returns for its second season as an affiliate. Also, as usual, long-standing network member WBRG, AM 1050 of Lynchburg is back to carry all the action for 2006.

In addition to the radio coverage, all broadcasts can be heard live on the web at www.TribeAthletics.com.

Despite the new locations on the dial, the College's long-standing broadcast team of team of Jay Colley and Bob Sheeran remain in place to deliver all the action of Tribe football over the airwaves.

William and Mary Radio Network Affiliates

| | | |
|------------|----------|--------------|
| "The Tide" | 92.3 FM | Williamsburg |
| WBACH | 107.9 FM | Williamsburg |
| WBRG | 1050 AM | Lynchburg |
| WCLM | 1450 AM | Richmond |





Depth Charts

Tribes Offense Depth Chart

| Pos. | No. | Name | Elg. | Ht. | Wt. | Note |
|------|-----|----------------|------|------|-----|---|
| WR | 16 | R.J. Archer | RF | 6-2 | 205 | Recorded career-highs in rec. (6) and yards (122) at TU |
| | 2 | Elliott Mack | SO | 6-0 | 195 | Four catches for 49 yards at Towson |
| LT | 67 | Brent Cochran | JR | 6-5 | 300 | Started 18 consecutive games on the line |
| | 78 | Chris Ilardo | RF | 6-3 | 316 | Red-shirted last year; Saw action vs. VMI, UMass |
| LG | 72 | Justin Oliver | JR | 6-4 | 295 | Started the first nine games at guard |
| | 56 | C.J. Muse | RF | 6-4 | 305 | Saw playing time on line vs. VMI, UMass, Towson |
| C | 68 | Cody Morris | SR | 6-4 | 285 | Preseason All-American with 34 consecutive starts on OL |
| | 51 | Tim Kelley | JR | 6-2 | 316 | Saw extended playing time in second half vs. VMI |
| RG | 53 | Luke Hiteshew | SO | 6-1 | 295 | First nine career starts have come in 2006 |
| | 75 | Eric O'Brien | SO | 6-1 | 270 | Saw first offensive snaps vs. VMI |
| RT | 71 | Brad Stewart | JR | 6-3 | 300 | Has started 19 consecutive games at right tackle |
| | 79 | Michael Grant | SO | 6-5 | 300 | Reserve tackle, saw playing time at UMass |
| TE | 85 | Matt Trinkle | SR | 6-5 | 260 | 14 receptions for 128 yards in last five games |
| | 86 | Drew Atchison | JR | 6-7 | 250 | Four receptions, 79 yards, TD, over last two games |
| WR | 27 | Joe Nicholas | JR | 6-3 | 210 | Season-highs in catches (6) and yards (104), 2 TD, at TU |
| | 4 | D.J. McAulay | SO | 5-11 | 180 | Two catches for 51 yards, including 45-yard TD, at Towson |
| QB | 10 | Mike Potts | JR | 6-4 | 220 | Passed for career-high 409 yards, two TDs at Towson |
| (OR) | 18 | Jake Phillips | SO | 6-3 | 225 | Rushed for season-high 42 yards on seven attempts at LU |
| TB | 9 | Elijah Brooks | SR | 5-9 | 215 | Career-high 165 yards rushing, first-career TD pass at TU |
| | 28 | DeBrian Holmes | SO | 5-9 | 185 | Rushed for 39 yards, including 23-yarder, at Towson |
| FB | 46 | Matt Otey | JR | 5-11 | 230 | Returned to action at TU after missing last five games |
| | 5 | Tony Viola | JR | 6-1 | 217 | Season-high 28 yards on four carries vs. VMI |

Tribes Defense Depth Chart

| Pos. | No. | Name | Elg. | Ht. | Wt. | Note |
|------|-----|-------------------|------|------|-----|--|
| DE | 97 | Adrian Tracy | RF | 6-4 | 235 | A-10 Rookie of the Week; Career-high three sacks at TU |
| | 39 | T.J. O'Neill | JR | 6-1 | 241 | Two tackles, assisted TFL, vs. Villanova |
| DT | 77 | Brian Williamson | SR | 6-3 | 290 | Recovered a fumble in second half at Towson |
| | 93 | Sean Lissemore | RF | 6-4 | 245 | Five total stops, four solo, including first-career sack at TU |
| DT | 95 | Cortenous Herbert | RF | 6-3 | 260 | Two tackles, including solo, at Towson |
| | 99 | Josh Larkins | SO | 6-2 | 320 | Seven total tackles, including three solos, at Liberty |
| DE | 94 | Josh Wright | SR | 6-3 | 245 | Eight total tackles, 2.0 TFL, 1.5 QB sacks vs. Nova |
| | 92 | Ryan Jones | JR | 6-3 | 260 | Recovered fourth-quarter fumble vs. VMI |
| ILB | 52 | Travis McLaurin | SR | 5-11 | 240 | Five solo tackles and two pass break-ups at Towson |
| | 35 | Ryan Horvath | JR | 6-1 | 235 | Four tackles in second half vs. VMI with two solos |
| OLB | 21 | Michael Pigram | SO | 5-10 | 218 | 10 total tackles, seven unassisted at Towson |
| | 50 | Todd Reyher | SO | 6-0 | 215 | Special teams action in all nine games; Solo stop at JMU |
| OLB | 40 | Chris Ndubueze | SR | 6-1 | 230 | Four-straight games with double-digit tackles (44) |
| | 41 | Sheldon Alexander | RF | 6-1 | 205 | Saw extensive time at Towson with one assist |
| CB | 24 | Richard Riley | SR | 6-2 | 190 | Game-high three pass break-ups at Towson |
| | 31 | Max Harris | FR | 5-10 | 175 | Recovered fumble vs. Villanova; Solo stop at Towson |
| SS | 36 | Kevin Allen | SO | 6-3 | 205 | Nine total stops, with six solo, vs. Villanova |
| | 22 | David Houff | SO | 6-1 | 185 | Started at SS vs. TU, recorded first INT and had PBU |
| FS | 8 | Alan Wheeling | SR | 5-9 | 180 | 45 total tackles this season, season-long 33-yard INT ret. |
| | 42 | Fred Johnson | RF | 6-1 | 195 | Saw extended snaps at Towson, one assisted tackle |
| CB | 37 | Derek Cox | SO | 6-1 | 185 | 11 total tackles, eight unassisted and two PBU at TU |
| | 19 | David Caldwell | FR | 5-11 | 200 | Four total stops, three unassisted against Towson |

Tribes Special Teams Depth Chart

| Pos. | No. | Name | Elg. | Ht. | Wt. | Note |
|-------|-----|------------------|------|------|-----|---|
| PK/KO | 91 | Blair Pritchard | SR | 5-11 | 235 | Career-high three FG vs. Towson, including game-winner |
| | 87 | David Miller | FR | 6-0 | 170 | True freshman, Top-60 recruit in VA by <i>Roanoke Times</i> |
| P | 91 | Blair Pritchard | SR | 5-11 | 235 | Downed one of two punts inside 10-yard line at Towson |
| | 15 | Corey Davis | SR | 6-1 | 200 | Attempted Tribe's first punt at Maryland for 36 yards |
| HO | 14 | Christian Taylor | SR | 6-3 | 205 | Reliable holder on all of team's place-kicks in '05 and '06 |
| | 16 | R.J. Archer | RF | 6-2 | 195 | Directed scout team offense in 2005 |
| LS | 94 | Josh Wright | SR | 6-3 | 245 | Reliable veteran on special teams past two seasons |
| SS | 67 | Brent Cochran | JR | 6-5 | 300 | Short snapper on placement kicks |
| KR | 19 | David Caldwell | FR | 5-11 | 200 | Third in Atlantic 10 in kick return average (25.5) |
| | 28 | DeBrian Holmes | SO | 5-9 | 180 | 16 returns for 288 yards, 32-yard long |
| PR | 37 | Derek Cox | SO | 6-1 | 185 | Season-long 25-yard ret. at JMU; Ninth in A-10 (7.8) |
| | 8 | Alan Wheeling | SR | 5-9 | 180 | Sure-handed veteran in first year as returner |

Delaware Offense Depth Chart

| | | | | | |
|----|----|-----------------|----|------|-----|
| TE | 8 | Ben Patrick | SR | 6-4 | 270 |
| | 89 | Robbie Agnone | SO | 6-6 | 250 |
| WR | 17 | Aaron Love | SO | 5-9 | 150 |
| | 14 | Jon Heydt | SO | 5-10 | 175 |
| WR | 1 | Kervin Michaud | SO | 5-10 | 175 |
| | 84 | Mark Mackey | FR | 6-4 | 210 |
| WR | 82 | Ryan Finnegan | FR | 6-4 | 200 |
| | 14 | Jon Heydt | SO | 5-10 | 175 |
| LT | 75 | Mike Byrne | JR | 6-6 | 285 |
| | 79 | Matt Hesseltime | RF | 6-6 | 340 |
| LG | 70 | Kheon Hendricks | SO | 6-1 | 280 |
| | 63 | Mark Ciavirelli | JR | 6-3 | 295 |
| C | 77 | Jon Herrman | SO | 6-3 | 285 |
| | 63 | Mark Ciavirelli | JR | 6-3 | 295 |
| RG | 67 | Rich Beverley | JR | 6-6 | 295 |
| | 68 | Scott Conley | SR | 6-3 | 280 |
| RT | 64 | Greg Benson | JR | 6-4 | 285 |
| | 69 | Corey Nicholson | RF | 6-3 | 285 |
| RB | 31 | Jared Bradley | FR | 6-0 | 215 |
| QR | 28 | Omar Cuff | JR | 5-10 | 195 |
| QB | 5 | Joe Flacco | JR | 6-6 | 200 |
| | 10 | Ryan Carty | SR | 5-11 | 200 |

Delaware Defense Depth Chart

| | | | | | |
|-----|----|------------------|----|------|-----|
| LE | 33 | Jeremy Kametz | JR | 6-4 | 243 |
| | 53 | John Higginson | RF | 6-0 | 235 |
| LT | 92 | Manny Marshall | SO | 6-3 | 295 |
| | 98 | Raymond Jones | RF | 6-4 | 252 |
| RT | 96 | Rachid Stoury | SR | 5-10 | 255 |
| | 91 | Nat Bell | SR | 6-1 | 250 |
| RE | 97 | Bubba Jespersen | SR | 6-1 | 245 |
| | 99 | Justin Johnson | FR | 6-4 | 260 |
| LB | 45 | Keiandre Hepburn | SR | 5-11 | 210 |
| | 55 | Tim Prindle | SO | 6-1 | 245 |
| MLB | 57 | Erik Johnson | SO | 6-2 | 213 |
| | 44 | J.T. Laws | JR | 6-1 | 225 |
| LB | 6 | Brian Brown | SO | 6-0 | 210 |
| | 56 | Walter Blair | RF | 6-2 | 216 |
| CB | 27 | Ken Hale | RF | 6-1 | 186 |
| | 15 | Rashaad Woodard | SR | 5-9 | 185 |
| CB | 3 | Fred Andrew | SO | 5-10 | 182 |
| | 4 | Roger Brown | SR | 6-0 | 190 |
| FS | 32 | Kyle Campbell | SR | 5-11 | 195 |
| | 30 | Charles Graves | FR | 5-11 | 180 |
| SS | 12 | Garrett Schultz | SR | 5-11 | 185 |
| | 20 | Aaron Hicks | SO | 6-0 | 170 |

Delaware Special Teams Depth Chart

| | | | | | |
|------|----|------------------|----|------|-----|
| K/KO | 16 | Zach Hobby | SO | 6-0 | 205 |
| | 47 | Jon Striefsky | SO | 6-1 | 180 |
| P | 26 | Stuart Kenworthy | SO | 6-3 | 225 |
| | 16 | Zach Hobby | SO | 6-0 | 205 |
| KR | 15 | Rashad Woodard | SR | 5-9 | 185 |
| | 1 | Kervin Michaud | SO | 5-10 | 175 |
| PR | 17 | Aaron Love | SO | 5-9 | 150 |
| | 14 | Jon Heydt | SO | 5-10 | 175 |
| LS | 36 | Ted Shea | RF | 5-11 | 205 |
| SS | 68 | Scott Conley | SR | 6-3 | 280 |
| HO | 36 | Ted Shea | RF | 5-11 | 205 |

Tale of the Tape

| Tribes vs. Blue Hens | | | |
|----------------------|---------|----------|----------|
| Pos. | W&M | UD | Pos. |
| WR & TE | 6-3/222 | 5-10/187 | DB |
| OF Backs | 6-0/223 | 6-0/211 | LB |
| OL & TE | 6-3/289 | 6-2/258 | DL |
| DL | 6-3/258 | 6-4/283 | OL/TE |
| LB | 6-1/228 | 6-3/217 | OF Backs |
| DB | 6-0/190 | 6-1/199 | WR/TE |

* Averages reflect those of starters only.

This Week's Opponent



All-Time Series With Delaware

Series Record: Delaware leads, 18-12
 Series Record in Williamsburg: Series tied, 8-8
 Series Record in Newark: Delaware leads, 10-4
 Series Record at Neutral Site: n/a
 First Meeting: Nov. 25, 1915; UD won, 93-0, in Newark.



Last 10 Meetings In Series

| Year | Date | Result | UD Score | W&M Score | Location |
|-------|----------|-------------|----------|-----------|--------------|
| 1997 | Nov. 1 | Lost | 14 | 0 | Newark, Del. |
| 1998 | Oct. 10 | Won | 45 | 52 | Williamsburg |
| 1999 | Sept. 2 | Lost (2 OT) | 34 | 27 | Newark, Del. |
| 2000 | Oct. 14 | Lost | 28 | 17 | Williamsburg |
| 2001 | Oct. 21 | Won | 17 | 21 | Newark, Del. |
| 2002 | Sept. 28 | Won | 42 | 45 | Williamsburg |
| 2003 | Oct. 4 | Lost | 41 | 27 | Newark, Del. |
| 2004 | Oct. 23 | Lost | 31 | 28 | Newark, Del. |
| 2004* | Dec. 4 | Won (2 OT) | 38 | 44 | Williamsburg |
| 2005 | Nov. 12 | Lost | 22 | 21 | Williamsburg |

*NCAA PLAYOFFS

Delaware Series Notes

Close as Can Be

Since W&M began conference play in 1993, the Tribe has faced the Blue Hens 14 times, winning six of those contests. Of those 14 games, 10 have been decided by a touchdown or less, including Delaware's 22-21 win in Williamsburg last season. However, the Tribe has won five of these close affairs. All five of these W&M wins were decided by defensive plays late in the fourth quarter, or overtime.

The following is a closer look at how those five games were decided.

- In 1996, after kicking a field goal on its overtime possession, the College sealed a crucial win vs. the Blue Hens when team captain and middle linebacker Mike McGowan intercepted a Leo Hamlet pass on the ensuing Delaware possession.
- In 1998, Tribe safety Jimmy Cerminaro came off the bench during the final Delaware possession of a frenetic 52-45 W&M win to intercept a Matt Nagy pass in the end zone, thwarting a Delaware drive that had advanced inside the Tribe 10-yard line. W&M's offense took a knee to run the final seconds off the clock. Cerminaro's interception was only the second defensive stop for either team in a second half that featured 59 total points and over 300 yards of total offense.
- In 2001, safety Adam Braithwaite turned in a victory-sealing interception in the end zone with just 16 ticks remaining in regulation. Braithwaite's pick ended a last ditch Delaware drive that had traveled to the Tribe's 16-yard line and preserved the College's 21-17 win.
- The next season, Tribe cornerback Billy Parker's 41-yard interception return for a touchdown with just 1:35 remaining sealed the College's 45-42 win. Parker's heroics gave the Tribe a 45-35 lead, which turned out to be pivotal, as Delaware managed to drive the length of the field for a touchdown with one second remaining on the following possession.
- In last season's double overtime win in the NCAA Quarterfinal round, W&M was clinging to a six-point lead after the offense scored a touchdown, but missed the ensuing extra point, in the game's second overtime period, when it forced a Delaware turnover on downs to secure the 44-38 win.

Delaware Series Notes Continue on Next Page

The Last Meeting

WILLIAMSBURG (11/12/05) -- Delaware quarterback Sonny Riccio threw a 6-yard touchdown pass to Aaron Love with 4:17 remaining, and the Blue Hens turned away two late W&M possessions to knock off the 24th-ranked Tribe, 22-21, at Zable Stadium.

Despite out-gaining UD, 393-339, and forcing eight Blue Hen punts, W&M dropped its third consecutive game and the second straight by a point.

The Tribe took a 21-14 lead on redshirt freshman Jake Phillips' 2-yard scoring pass to Matt Otey with 11:30 remaining in third, but UD sacked Phillips for a safety early in the fourth to pull within 21-16.

W&M had two possessions in the final 4:17 of the contest, the first reaching the UD 48-yard line before stalling on downs. The Tribe's final chance came when the defense held on fourth down, giving the ball back to W&M at its 34 with 30 seconds remaining, but Phillips' second down pass was picked off at the Blue Hen 28.

Phillips set career-highs in pass attempts (34), completions (24) and passing yards (289) and added a pair of 1-yard rushing scores, his seventh and eighth of the season, which established a W&M freshman quarterback record.

Sophomore wide receiver Joe Nicholas was Phillips' top target, hauling in eight catches for 121 yards, his fourth 100-yard receiving game of the season. Redshirt freshman Elliott Mack tallied 106 yards receiving on seven grabs to give the Tribe two receivers over the 100-yard mark in a game for the second time in 2005.

Redshirt freshman DeBrian Holmes paced the Tribe ground attack with 66 yards on eight carries and added 52 yards receiving on a career-high seven receptions.

Redshirt freshman linebacker Josh Rutter recorded 14 total tackles to lead the defensive effort, his fifth double-digit tackle game of the season.



DeBrian Holmes rushed for 66 yards and had seven receptions for 52 yards vs. Delaware last season.

| | 1 | 2 | 3 | 4 | Final |
|------------------|---|----|---|---|-------|
| Delaware | 0 | 14 | 0 | 8 | 22 |
| William and Mary | 7 | 7 | 7 | 0 | 21 |

How They Stack Up

| Category | W&M (A-10) | UD (A-10) |
|------------------|--------------|------------|
| Scoring Offense | 20.1 (9) ✓ | 26.0 (4) |
| Rushing Offense | 134.4 (8) ✓ | 101.7 (10) |
| Passing Offense | 220.0 (4) | 239.3 (3) |
| Had Intercepted | 5 (3) ✓ | 7 (7) |
| Total Offense | 354.4 (6) ✓ | 341.0 (7) |
| Turnover Margin | 1.00 (1) ✓ | 0.11 (6) |
| 3rd Down Effici. | 36.3 (10) | 40.6 (6) |
| Scoring Defense | 24.9 (8) | 27.0 (12) |
| Rushing Defense | 196.0 (9) ✓ | 206.2 (12) |
| Passing Defense | 199.3 (8) ✓ | 201.7 (9) |
| Total Defense | 395.3 (11) ✓ | 407.9 (12) |
| Net Punting | 33.3 (5) | 35.3 (3) |
| Penalties | 34.6 (1) | 34.6 (1) |

Team Leaders

William and Mary

Rushing: Brooks (163 att., 858 yds, 5.3 avg., 8 TD, 95.3 /g)
Passing: Potts (164-99-2, 1,312 yds, 8 TD, 187.4 /g)
Receiving: Nicholas (32 rec., 486 yds, 15.2 avg., 6 TD, 54.0 /g)
Punt Ret: Cox (16 for 125 yards, 7.8 avg., 25 long)
Kick Ret: Caldwell (11 for 281 yds, 25.5 avg., 46 long)
Kicking: Pritchard (7-10 FG; 22-22 XP)
Punting: Pritchard (36.2 avg., 54 long, 7 Inside-20)
Tackles: Ndubueze (65 total, 30 solo)
Sacks: Tracy (6.0 for 41 yards)
TFL: Tracy (15.0 for 67 yards)
INT: Six players with (1)
PBU: Cox (8)

Delaware

Rushing: Cuff (87 att., 367 yds, 4.2 avg., 6 TD, 73.4 /g)
Passing: Flacco (337-206-7, 2,154 yds, 14 TD, 239.3 /g)
Receiving: Patrick (53 rec., 527 yds, 9.9 avg., 4 TD, 58.6 /g)
Punt Ret: Love (8 for 110 yards, 13.8 avg., 42 long)
Kick Ret: Woodard (18 for 491 yds, 27.3 avg., 76 long)
Kicking: Hobby (8-11 FG, 28-29 PAT)
Punting: Kenworthy (37.2 avg., 51 long, 12 Inside-20)
Tackles: Hepburn (85 total, 54 solo)
Sacks: Johnson (2.5 for 18 yards)
TFL: Hepburn (6.0 for 16 yards)
INT: Campbell, Schultz (2)
PBU: Woodard (6)

Tribe Quick Facts

Location: Williamsburg, Va.
 Founded: 1693
 Enrollment: 5,700
 Colors: Green, Gold and Silver
 President: Gene R. Nichol
 Athletics Director: Terry Driscoll
 Stadium: Walter J. Zable Stadium at Cary Field (12,259)
 Conference: Atlantic 10 Football Conference
 First Season: 1893
 All-Time Record: 511-497-41
 2005 Record: 5-6 (3-5, A-10)

Blue Hens Quick Facts

Location: Newark, Del.
 Founded: 1743
 Enrollment: 16,000 Undergraduate
 Colors: Royal Blue and Gold
 President: Dr. David P. Roselle
 Athletics Director: Edgar Johnson
 Stadium: Delaware Stadium (22,000)
 Conference: Atlantic 10 Football Conference
 First Season: 1889
 All-Time Record: 617-394-44 (115th season)
 2005 Record: 6-5 (3-5, A-10)



More on the Delaware-W&M Series

By the Numbers

The games between the two teams have been close, as a rule. In the 14 contests since the two teams became conference rivals in 1993, Delaware has scored a total of 391 points against the College, an average of 27.9 points per game, while W&M has posted an average of 27.0 points per contest in the same span (378).

In terms of total offense, the College has rolled to 5,322 yards in the 14-game series, while the Blue Hens have accumulated 5,314 yards.

W&M holds the series edge in passing yards, having thrown for 3,497 yards, completing 274 of 472 attempts (.581) for 28 TDs. Delaware has thrown for 2,987 yards, completing 213 of 410 attempts (.520) for 23 TDs. The biggest disparity in this area has been in terms of interceptions, as the College's quarterbacks have yielded just 12, while Delaware's signal callers have tossed 23.

The Blue Hens hold the advantage in rushing for the series, as Delaware has accumulated 2,329 rushing yards on 622 attempts to the College's 1,825 yards on 514 tries. UD's rushers have scored a total of 27 TDs, while the College's ground game has produced 15 TDs.

Did You Know?

Prior to last season's meeting, W&M had not thrown an interception against Delaware in the previous four meetings. Last year's game ended the string, as the College yielded two picks in the 22-21 loss.

Double Digits

While close games have been the norm in the series, in the four games that have been decided by more than seven points, the Tribe has won only one of them, the 1994 meeting which saw the College rip off a 31-7 win in Williamsburg.

Tribe Team Notes

A Win Against Delaware Would:

- Stand as the College's first win in Newark since the 2001 season. The College is 1-6 in games played at Delaware Stadium since the two became conference opponents in 1993.
- Mark the first time the Tribe has won back-to-back conference road games in consecutive weeks since 2002, when the team recorded road victories at Hofstra (16-3) and New Hampshire (34-27) on consecutive weekends.
- Keep the Tribe's hopes for a five-win season alive. The College, under head coach Jimmy Laycock, has strung together a remarkable string of 23-straight seasons with five, or more, wins. The last time the Tribe won less than five games in a year was 1982 (3-8).
- Move the Tribe into a tie with Delaware in the league standings. Currently, the Tribe is in sixth place in the A-10's Southern Division, but wins over the last two weeks would assure the team no worse than a three-way tie for fourth-place in the league standings with Delaware and Richmond (both of whom stand at 2-4 currently).
- Move Laycock's career conference win total to 70. Currently, Laycock's career league mark stands at 69-42.

Members of Tribe Recognized For Effort at Towson

The Tribe had a school-record three athletes honored by the Atlantic 10 for their respective performances at Towson.

Junior quarterback Mike Potts was named the league's Offensive Player of the Week after throwing for 409 yards on 28 completions in 44 attempts. Also included in his afternoon were touchdown passes of 45 and 76 yards. The 409 passing yards was the second-best individual afternoon in school history, second only to Dave Corley's 426-yard effort vs. Northeastern in 2000.


Senior place-kicker Blair Pritchard was tabbed the A-10's Special Teams Player of the Week by converting all three of his field goal attempts, including a career long 34-yard attempt with just five seconds remaining, which provided the team with its final margin of victory.

Redshirt freshman defensive end Adrian Tracy turned in one of the team's finest individual defensive efforts of the season by recording four TFLs, including three sacks and helped the team limit a powerful Tigers' offense to just seven second-half points. Tracy, who ended the game against Towson with nine total tackles, earned his second A-10 Rookie of the Week honor. His first came after the Tribe's win over VMI which saw him collect 2.5 sacks on the evening.

The honors were the first career conference accolades for both Potts and Pritchard.

Margin of Victory

The Tribe's 29-28, win over Towson snapped what had been a school-record nine-game conference-losing streak. The last contest W&M had won by four, or fewer, points came at Northeastern in the sixth game of last season when the Tribe needed an amazing 21-point, fourth-quarter comeback to eventually take out Northeastern, 44-41, in double overtime. Since that game, W&M had come out on the short end of five losses that were decided by four points or less, including three of two points, or less.



Junior Mike Potts was named the A-10 Offensive Player of the Week after throwing for a career-high 409 yards and two touchdowns at Towson. He completed a career-best 28 throws on 44 attempts with scoring passes of 76 and 45 yards.

The Tribe in 2006

| | |
|-----------|-------|
| Overall: | 3-6 |
| At home: | 1 - 3 |
| Away: | 2 - 3 |
| On grass: | 0 - 1 |
| On turf: | 3 - 5 |

| | |
|---------------|-------|
| A-10 overall: | 1 - 5 |
| A-10 home: | 0 - 3 |
| A-10 road: | 1 - 2 |

By Month:

| | |
|------------|-------|
| September: | 1 - 3 |
| October: | 1 - 3 |
| November: | 1 - 0 |

| | |
|------------------------------------|-------|
| When scoring first | 3 - 2 |
| When opponent scores first | 0 - 4 |
| When scoring 30+ points | 1 - 1 |
| When scoring less than 30 points | 2 - 5 |
| When leading at half | 2 - 1 |
| When trailing at half | 1 - 5 |
| When tied at half | 0 - 0 |
| When leading after 3 qtrs | 2 - 2 |
| When trailing after 3 qtrs | 1 - 4 |
| When tied after 3 qtrs | 0 - 0 |
| When out-passing opponent | 3 - 3 |
| When out-rushing opponent | 2 - 0 |
| When out-gaining opp. (total off.) | 2 - 1 |
| When out-gained by opp. | 1 - 5 |
| When leading TOP | 0 - 3 |
| When trailing TOP | 3 - 3 |
| With an individual 100-yd rusher | 3 - 1 |
| With an individual 200-yd passer | 1 - 1 |
| With an individual 100-yd receiver | 1 - 0 |
| With opponent 100-yd rusher | 2 - 3 |
| With opponent 200-yd passer | 1 - 4 |
| With opponent 100-yd receiver | 1 - 2 |
| When leading turnover ratio | 1 - 4 |
| When trailing turnover ratio | 0 - 1 |

Scouting the Opponents

#23 (AP) Maryland (7-2), vs. Miami
Last Week: at Clemson, W/13-12

#19 Maine (6-3, 5-1), at Massachusetts
Last Week: vs. Northeastern, W/30-3

VMI (1-8), at The Citadel
Last Week: OPEN

Hofstra (2-7, 1-5), vs. Northeastern
Last Week: vs. Rhode Island, L/20-13

#3 Massachusetts (8-1, 6-0), vs. Maine
Last Week: at New Hampshire, W/28-20

Liberty (4-5), vs. Charleston Southern
Last Week: vs. Western Carolina, W/21-0

#4 James Madison (8-1, 6-0), at Villanova
Last Week: vs. Delaware, W/44-24

Villanova (4-5, 3-3), vs. James Madison
Last Week: vs. Richmond, W/31-21

Towson (6-3, 3-3), at Richmond
Last Week: vs. William and Mary, L/29-28

Delaware (4-5, 2-4), vs. William and Mary
Last Week: at James Madison, L/44-24

#25 Richmond (5-4, 2-4), vs. Towson
Last Week: at Villanova, L/31-21

Game Notes

Selling Out

With a solid Homecoming crowd of 10,629 in attendance for the game with Villanova, the College has now had four-straight five-digit crowds this season. The last time William and Mary had four, or more, crowds of 10,000-plus in the same year was 1993.

With a sell out crowd of 12,259 in place to witness the College's previous home game against Hofstra on Sept. 30th, the Tribe ended what was an early season, three-game home stand by averaging 11,508 fans per contest. By drawing 10,706 and 10,206 on consecutive weeks leading up to the game with the Pride, the College has now averaged 10,905 per home game, which is 89 percent of the capacity of Zable Stadium.

The announced attendance of 10,706 for the home opener with Maine, the College had its second-largest home opening crowd since the 1996 season. Only last year's number of 11,741, which witnessed the team's victory over Liberty, was better over the 10-year span.

The last three games William and Mary has played under the lights at Zable have averaged 11,058 fans (nearly .902 of capacity).

Did You Know?

The College has had seven crowds of 10,000-plus in its last 10 home games ('04 v. James Madison, 12,259; '05 v. Liberty, 11,756; '05 v. James Madison, 12,287; and '06 v. Maine 10,706; v. VMI 10,206; Hofstra 12,259 and Villanova 10,629), including three sellouts.

Ironically, of the remaining three games during this span that failed to attract a five-digit crowd, one was the home win over then No. 1 ranked New Hampshire, a game played in a torrential downpour.

Heartache on the Home Front

While on the subject of home games, the Tribe's last five have been all been incredibly close, as last week's 34-31 loss to Villanova, continued what has been a heart-wrenching string of conference defeats for the College at home. The past five conference home games, all losses, have seen the Tribe fall by a total of 11 points [JMU, 30-29; Delaware, 22-21; Maine, 20-17; Hofstra, 16-14]. The close scores have been indicative, as all five games were not decided until the final possession.

Prior to the current five-game home slide against conference opponents, Laycock and his charges fashioned one of the strongest home field advantages in the league, as the Tribe had won .730 of its home conference contests (38-14). Currently, the team has a 38-18 all-time home record vs. the A-10.

Milestone

The Tribe's fourth game of the season, vs. Hofstra, stood as William and Mary Head Coach Jimmie Laycock's 300th in his career at the College. In 27 seasons at the helm, he has amassed a 177-125-2 record.

His tenure at the College is unmatched in terms of wins, as his career total of 178 is 133 more than the next closest coach (Rube McCray, 45 - 1944-50), or games coached, as the next closet total to his 305 is the 88 mentored by Jim Root from 1972 to 1979.

In terms of current conference head coaches, only Villanova's Andy Tally and his 239 career games of head coaching experience are within 100 of Laycock's total. Taking it one step further, of the remaining 10 conference head coaches, only Maine's Jack Cosgrove (155) has even half as many games of head experience.

Team Offensive Notes


Tribe Offense Stingy

On the subject of turnovers, the 2006 Tribe offense has been extremely effective in limiting the miscues, as it has turned the ball over a total of just seven times (five INTs, two fumbles) through nine games. The team currently has a +1.0 turnover ratio (+9) on the season, which leads the Atlantic 10 Conference and is tied for sixth nationally.

The Tribe's record for fewest turnovers in a regular season was set in 2004, when the College gave away just seven over the 11 game schedule. The seven turnovers set the NCAA record for lowest single-season total (for 11 games).

One of the leading contributors to the team's ability to protect the ball is senior returning all-conference tailback Elijah Brooks, who has not miss handled the ball on any of 187 touches this season (including 163 carries). Protecting the ball is nothing new for Brooks, as he has not fumbled since putting the ball on the ground in the second game of last season vs. VMI (a span of 18 games and 326 carries). In fact, since fumbling the ball in consecutive games during the 2004 season, Brooks has coughed the ball up just one time in his last 448 carries. Taking the stat one step further, Brooks is responsible for just three turnovers over 642 career attempts.

Junior quarterback Mike Potts has been nearly as greedy as Brooks when it comes to protecting the ball, as he has thrown only two INTs in his 164 total attempts this season. His only miscues came on his 50th, and final, attempt in the team's loss at Massachusetts and first attempt in the fourth-quarter vs. Towson.



Junior tackle Brad Stewart and the offensive line have been a key part of the Tribe's offensive resurgence.

ATLANTIC 10 FOOTBALL CONFERENCE

| South | A-10 | Div. | Overall | H | A |
|-------------------------|------------|------------|------------|------------|------------|
| James Madison | 6-0 | 3-0 | 8-1 | 5-0 | 3-1 |
| Towson | 3-3 | 2-1 | 6-3 | 2-3 | 4-0 |
| Villanova | 3-3 | 2-1 | 4-5 | 1-3 | 3-2 |
| Richmond | 2-4 | 0-3 | 5-4 | 3-2 | 2-2 |
| Delaware | 2-4 | 1-2 | 4-5 | 2-3 | 2-2 |
| William and Mary | 1-5 | 1-2 | 3-6 | 1-3 | 2-3 |

| North | A-10 | Div. | Overall | H | A |
|---------------|------|------|---------|-----|-----|
| Massachusetts | 6-0 | 3-0 | 8-1 | 4-0 | 4-1 |
| Maine | 5-1 | 2-1 | 6-3 | 4-0 | 2-3 |
| New Hampshire | 3-3 | 1-2 | 6-3 | 3-2 | 3-1 |
| Northeastern | 2-4 | 1-2 | 3-6 | 2-1 | 1-5 |
| Rhode Island | 2-4 | 2-1 | 4-5 | 3-2 | 1-3 |
| Hofstra | 1-5 | 0-3 | 2-7 | 0-3 | 2-4 |

Around the Atlantic 10 This Week

Saturday, Nov. 11

- *Maine at Massachusetts 12 p.m.
- *New Hampshire at Rhode Island 12 p.m.
- *James Madison at Villanova 1 p.m.
- *Northeastern at Hofstra 1 p.m.
- *Towson at Richmond 1 p.m.
- *William and Mary at Delaware 1 p.m.

W&M's Atlantic 10 Ranking

| Category | Rank | Average/G |
|-------------------------|-------|---------------|
| Total Offense | 6th | 354.4 |
| Passing Offense | 4th | 220.0 |
| Rushing Offense | 8th | 134.4 |
| Scoring Offense | 9th | 20.1 |
| Pass Efficiency | 8th | 122.0 |
| Third-down Conversion | 10th | 36.3 (45-124) |
| Fourth-down Conversion | 8th | 50.0 (10-20) |
| Red Zone Offense | 4th | 84.6 (22-26) |
| Sacks Against | 5th | 16 |
| Total Defense | 11th | 395.3 |
| Passing Defense | 9th | 199.3 |
| Rushing Defense | 10th | 196.0 |
| Scoring Defense | T-8th | 24.9 |
| Pass Defense Efficiency | 12th | 146.3 |
| Sacks | 6th | 16 |
| Red Zone Defense | 10th | 82.4 (28-34) |
| Turnover Margin | 1st | 1.00 |
| Net Punting | 5th | 33.3 |
| Kickoff Returns | 7th | 19.8 |
| Punt Returns | 9th | 7.8 |
| Kickoff Coverage | 2nd | 17.0 |
| Penalties | T-1st | 34.6 |
| Field Goals | 5th | .700 (7-10) |
| Time of Possession | 12th | 28:37 |

W&M Individuals in the A-10 Top 10

| Category | Player | Rank | AVG/G |
|------------------------|-----------|-------|-------|
| Rushing | Brooks | 3rd | 95.3 |
| All-Purpose Yards/Game | Brooks | 4th | 115.4 |
| Passing Average | Potts | 6th | 187.4 |
| Passing Efficiency | Potts | 5th | 141.2 |
| Total Offense | Potts | 7th | 183.9 |
| Receiving Yds/Game | Nicholas | 9th | 54.0 |
| Scoring (TDs) | Brooks | 6th | 5.3 |
| Scoring (Kicking) | Pritchard | 6th | 4.8 |
| Punting | Pritchard | 9th | 36.2 |
| Field Goals | Pritchard | T-5th | 0.78 |
| Kick Returns | Caldwell | 3rd | 25.5 |
| Punt Returns | Cox | 9th | 7.8 |
| Fumbles Recovered | Wright | T-2nd | 2 |
| | O'Neill | T-2nd | 2 |
| | Cox | T-2nd | 2 |
| Fumbles Forced | Pigram | T-4th | 2 |
| | Allen | T-4th | 2 |
| Tackles For Loss/G | Tracy | 3rd | 1.67 |
| Passes Defended | Cox | T-4th | 8 |
| Sacks/Game | Wright | T-3rd | 0.67 |



ATLANTIC 10 FOOTBALL CONFERENCE

A-10 Predicted Order of Finish

| Northern | Southern |
|-----------------------|-----------------------|
| 1. New Hampshire (22) | 1. James Madison (17) |
| 2. Massachusetts (5) | 2. Richmond (9) |
| 3. Maine | 3. Delaware (1) |
| 4. Hofstra | 4. William and Mary |
| 5. Rhode Island | 5. Villanova |
| 6. Northeastern | 6. Towson |

(First place votes)

Last Week's Results

Saturday, Nov. 4

- *William and Mary 29, Towson 28
- *James Madison 44, Delaware 24
- *Massachusetts 28, New Hampshire 20
- *Maine 30, Northeastern 3
- *Rhode Island 20, Hofstra 13
- *Villanova 31, Richmond 21

Last Week's A-10 Players of the Week

Offense: Mike Potts, QB, William and Mary

Defense: Matt King, DE, Maine

Special Teams: Blair Pritchard, PK/P, William and Mary

Rookie: Adrian Tracy, DE, William and Mary; Luke Bonus, HU

A-10 in the National Polls

Sports Network (Nov. 6 Poll)

- 3. Massachusetts
- 4. James Madison
- 13. New Hampshire
- 19. Maine
- 25. Richmond

Top 10 Career A-10 Coaching Victories (Through NOV. 4)

| | |
|---|----|
| 1. Bill Bowes (UNH, 1972-98) | 97 |
| 2. "Tubby" Raymond (UD, 1966-01) | 89 |
| 3. Andy Talley (VU, 1985-) | 86 |
| 4. Jimmie Laycock (W&M, 1993-) | 69 |
| 5. Jim Reid (UMass, 1986-91, UR, 95-03) | 61 |
| 6. Jack Cosgrove (UM, 1993-) | 51 |
| 7. Tom Jackson (UC, 1983-93) | 42 |
| 8. Hal Westerman (UM, 1951-66) | 41 |
| Vic Fusia (UMass, 1961-70) | 41 |
| 10. Bob Griffin (URI, 1976-92) | 37 |

Active A-10 Coaches in Bold

All-Time Conference Standings (Through NOV. 4)

| Team | Conf. Record | Pct. |
|---------------------------|-------------------|-------------|
| Delaware | 113-54-0 | .677 |
| Massachusetts | 213-120-4 | .638 |
| William & Mary | 69-43-0 | .616 |
| <i>Connecticut</i> | <i>158-115-10</i> | <i>.576</i> |
| Villanova | 86-67-0 | .562 |
| James Madison | 62-51-0 | .549 |
| New Hampshire | 173-165-10 | .513 |
| Maine | 154-188-7 | .451 |
| Hofstra | 22-27-0 | .449 |
| <i>Boston U.</i> | <i>143-177-7</i> | <i>.448</i> |
| Richmond | 70-98-0 | .417 |
| Northeastern | 44-69-0 | .389 |
| Rhode Island | 122-224-7 | .356 |
| <i>Vermont</i> | <i>27-63-2</i> | <i>.304</i> |
| Towson | 6-16-0 | .273 |

Former members in italics

Offense Enjoys Record Afternoon at Towson

By rolling for 630 total yards (421 passing yards, 209 rushing) in the win over Towson last Saturday, the Tribe's offensive attack set a school record for total yards against a conference opponent. The team's previous high for a league game was set at 603 yards during the team's 53-28 win over Villanova in 1994.

The team's 421 passing yards is the second-highest total in school history (for any game), second only to the team's 426 passing yards accumulated by David Corley in 2000 against Northeastern (a 26-15 Tribe win).

The Tribe's 630 yards of offense also set the Unitas Stadium record for a visiting team. The previous high was 619 yards by Howard University in 1999.

Rolling Thunder

The 209 rushing yards the College accumulated vs. Towson continued what has been a very positive offensive trend for the squad over the last four games. Since running for a season low 30 yards against UMass on Oct. 7, the Tribe's offensive line, powered by senior two-time all-conference center Cody Morris, has helped power the team to 669 rushing yards on 140 attempts over the last four contests (an average of 4.8 yds/carry). Over the first five games of the schedule, the College rushed for more than 100 yards just one time (262 vs. VMI). The last four games have seen the Tribe average over 167.3 yards a game on the ground.

Two weeks ago, the College ground out 171 yards on a season-high 42 attempts vs. Villanova. The squad followed this effort by averaging a season-best conference best 7.2 yards an attempt on 29 totes vs. the Tigers. W&M's 171 rushing yards against the Wildcats stood as the teams most against a conference opponent this season (as the previous high was 112 set the previous week against James Madison). One had to go back nine conference games to find the last time the Tribe had rushed for more yardage against a A-10 school (210 vs. Towson in '05).

Did You Know?

The Tribe's 421-yard passing performance vs. Towson moved the team's per game average more than 25 yards, as it went from averaging 194.9 to 220.0 with the effort.

The passing afternoon was 177 yards better than the team's previous season-best effort (244 yards vs. UMass).

In the 13 years since the College has joined the conference, the Tribe has averaged less than 200 passing yards a game only twice (1994, 193.3 yds/gm; 1995, 160.1).

Individual Offensive Notes

Brooks Building Special Season

One week removed from establishing his season high rushing total (142 yards on 30 carries vs. Villanova), senior all-conference tailback Elijah Brooks one-upped himself by turning in a career day in the upset win over Towson by rushing for a personal-best 165 yards on 22 attempts. Brooks made his day even more memorable by also adding in his first career scoring toss, a 6-yard second-quarter completion to Joe Nicholas, and a career-high tying five receptions for 33 additional yards. The 195 yards of total offense stood as his career best performance.

The big afternoon at Towson moved Brooks' career rushing total to 2,463 yards and vaulted him from ninth into seventh-place on the school's all-time listing. It was the second consecutive week he leaped two places in the Tribe's record books, as his 142-yard performance vs. Villanova moved him from 11th to ninth. With 84 yards against Delaware, he would make the same leap into fifth-place, past Tyrone Shelton (2,534 yards; 1987-90) and Jon Smith (2,546 yards; 2001-04).

The 165-yard effort was his fourth 100-plus yard effort of the season, and ninth of his career. His nine 100-yard efforts currently rank him sixth all-time at William and Mary. If he were to surpass the 100-yard barrier in each of the remaining two games on the season, he would finish his Tribe career in fourth-place in the College's record books (tied with Jim Kruis - 1975-77).


For the season, Brooks has run for 858 yards on 163 attempts (5.3 yds/att). His average of 95.3 yards a contest ranks third in the Atlantic 10. His numbers are made even more impressive by the fact that the College, as a team, has averaged 134.4 rushing yards a game. He has accounted for over half of the team's 275 total rushing attempts on the season with 163 through eight games and has eight of the squad's nine rushing touchdowns.

His two-touchdown performance against the Wildcats two weeks prior marked the fifth time in his career that he has scored two, or more, TDs in the same game.

Brooks has gained an additional 154 yards on 22 receptions and has two kick returns for 27 yards, which pushes his season all-purpose total to 1,039 yards, an average of 5.6 yards a touch.

Moving Towards a Milestone

Brooks needs to average 71.0 yards over the remaining two contests to become the first Tribe back since Hameen Ali (1,022 yards in 1998) to break the 1,000-yard rushing barrier in a single season.



Senior RB Elijah Brooks rushed for a career-high 165 yards and threw his first career touchdown pass at Towson. Brooks brought his career rushing total to 2,463 yards, ranking seventh in school history.

Game Notes


Been a Long Time

Brooks' 165-yard afternoon was the biggest single-game output for a Tribe back since Jon Smith ran for 198 yards on 32 carries in a 34-27 win at New Hampshire in 2002.

Throw-In

To find the last non-QB to throw a touchdown pass for the College, one has to go back to the 1999 season when then-wide receiver Michael Partlow completed a 44-yard touchdown pass to quarterback David Corely in the Tribe's Homecoming, 37-13, win over Maine.

Searching even further into the past game files, the last time a Tribe tailback tossed a touchdown came in the final game of the 1995 season when the College's all-time leading rusher Derek Fitzgerald put a special touch on his final collegiate game by connecting with Josh Whipple on a 5-yard scoring play in the team's win over Richmond.



Junior WR Joe Nicholas brings in one of six grabs at Towson Saturday. He had season-highs in receptions, yards (104) and touchdowns (2).

Did You Know?

That Brooks' 858 rushing yards represents 71% of the team's total rushing output of 1,210 yards. This is currently the highest percentage by an individual Tribe rusher since Alvin Porch's tremendous 1997 campaign, which saw him account for an amazing 85% of the team's total rushing output by gaining 1,316 of the team's 1,547 total rushing yards.

Record Receiver

Junior receiver Joe Nicholas turned in one of his best performances on the season vs. Towson, as he set season-highs in receiving yards (104), receptions (6) and touchdowns (2). Included in his afternoon was a Tribe season-long, and personal career-long, 76-yard catch and run in the second quarter.

The six grabs moved his career total to 150 and into seventh place on the school's all-time receptions listing, passing Glen Bodnar, 1982-84 (145). He now stands 12 catches from passing Harry Mehre (1985-88, 161) for sixth. With two games remaining in the 2006 season, and another year of eligibility, Nicholas is in position to make a serious run at former great Rich Musinski's school career record of 223 receptions.

While on the subject of career numbers, the 76-yard reception vs. Towson moved Nicholas' career receiving yardage total past the 2,000-yard barrier, making him the 10th Tribe player to accomplish the feat. Currently, his career total rests at 2,016 yards, just 39 yards from passing Mike Tomlin (2,054; 1991-94) for ninth-place in the school's listing. Dominique Thompson's eighth-place mark of 2,123 is just 107 yards out of reach.

Earlier this season, Nicholas had a 24-game streak of at least one catch snapped at James Madison, as he was injured on the first play of the second quarter and didn't return to action. For his career, he has made at least one catch in 29 of his 32 career appearances. A closer look at the numbers will also show that Nicholas has gone for three, or more, catches 23 times in his career. He has either tied or led the team in catches 18 times over the last three seasons.

Nicholas currently leads the team in both receptions (32), receiving yards (486) and receiving touchdowns (6).

Potts Passing Fancy

Junior quarterback Mike Potts had a break-out performance against Towson, setting career highs in passing yards (409) and completions (28) on 44 attempts. But, perhaps more impressive than his passing numbers, were the poise and command of the offense he showed late in the game. He led the College on a 10-play, 53-yard drive which started with just 1:26 remaining in the fourth quarter and ended with Blair Pritchard knocking through the game-winning 34-yard field goal with just five ticks left on the clock. Potts' right arm accounted for all 53 yards, as he completed seven of his nine attempts on the march to three different receivers. When looking at the decisive fourth quarter as a whole, Potts helped lead the team to 12 points, completing 11 of his 14 total attempts in the stanza for 119 yards, including a 45-yard touchdown pass to D.J. McAulay.

Potts has had a penchant for the big play this season, as seven of his eight scoring passes on the season have gone for more than 30 yards with the only exception being a 5-yard strike to John Taylor at James Madison on Oct. 21. He has thrown scoring passes of 76, 57, 54, 49, 45, 34 and 32 yards on the season.

Currently, the Middletown, Del. native has completed a stellar 60.4% of his passes (99-164). For his career, Potts has connected on 59.7% of his passes (184 of 308 attempts) for 2,238 yards and 16 touchdowns against just four interceptions.

Saturday's action against Towson marked Potts' fourth start of the season with his first coming at UMass on Oct. 7.

Did You Know?

That Mike Potts' 409-yard passing effort was the second-highest total in school history, trailing only David Corely's 426-yard afternoon vs. Northeastern in 2000. The 400-plus yard afternoon makes him only the fourth quarterback in the 112-year Tribe history to break the 400-yard barrier in a game, with the others being David Murphy (401 yards at Marshall in 1983) and Stan Yagiello (406 vs. James Madison in 1985).

Tribe Record Watch

Touchdown Receptions

| | | |
|-----|---|----|
| 1. | Rich Musinski, 2000-03 | 31 |
| 2. | Dave Conklin, 1996-99 | 27 |
| 3. | Harry Mehre, 1985-88 | 26 |
| 4. | Mike Tomlin, 19991-94 | 20 |
| 5. | Chris Rosier, 1997-2000 | 19 |
| 6. | Vito Ragazzo, 1948-50 | 18 |
| 7. | Joe Nicholas, 2004- Josh Whipple, 1994-96 | 17 |
| 9. | Dominique Thompson, 2001-04 | 16 |
| 10. | Kurt Wrigley, 1980-82 | 15 |
| 11. | Corey Ludwig, 1991-93 Glen Bodnar, 1982-84 | 14 |

Receptions

| | | |
|-----|---|------------|
| 1. | Rich Musinski, 2000-03 | 223 |
| 2. | Dave Conklin, 1996-99 | 190 |
| 3. | Jeff Sanders, 1981-84 | 175 |
| 4. | Chris Rosier, 1997-00 | 174 |
| 5. | Michael Clemons, 1983-86 | 172 |
| 6. | Harry Mehre, 1985-88 | 161 |
| 7. | Joe Nicholas, 2004- | 150 |
| 8. | Glenn Bodnar, 1982-84 | 145 |
| 9. | Kurt Wrigley, 1980-82 | 141 |
| 10. | Terry Hammons, 1991, 1993-95 Corey Ludwig, 1990-93 | 140 |

Receiving Yards

| | | |
|-----|-------------------------------|-------------|
| 1. | Rich Musinski, 2000-03 | 4168 |
| 2. | Dave Conklin, 1996-99 | 3269 |
| 3. | Chris Rosier, 1997-00 | 2884 |
| 4. | Harry Mehre, 1985-88 | 2748 |
| 5. | Jeff Sanders, 1981-84 | 2352 |
| 6. | Corey Ludwig, 1990-93 | 2349 |
| 7. | Terry Hammons, 1991, 1993-95 | 2134 |
| 8. | Dominique Thompson, 2001-2004 | 2123 |
| 9. | Mike Tomlin, 1991-94 | 2054 |
| 10. | Joe Nicholas, 2004- | 2016 |
| 11. | David Knight, 1970-72 | 1995 |

Career 100-Yard Receiving Games

| | | |
|----|---|----|
| 1. | Rich Musinski, 1999-2003 | 21 |
| 2. | David Conklin, 1995-1999 | 12 |
| 3. | Chris Rosier, 1996-2000 Mark Compher, 1987-1990 | 8 |
| 5. | Joe Nicholas, 2004- Josh Whipple, 1992-1996 | 7 |



Tribe Record Watch

Career 100-Yard Rushing Games

| | |
|--------------------------------|----|
| 1. Derek Fitzgerald, 1991-1995 | 19 |
| 2. Robert Green, 1988-1991 | 15 |
| 3. Alvin Porch, 1993-1997 | 14 |
| 4. Jim Kruis, 1975-1977 | 11 |
| 5. Troy Keen, 1992-1995 | 10 |
| 6. <i>Elijah Brooks, 2004-</i> | 9 |
| Tyrone Shelton, 1987-1990 | 9 |
| 8. Michael Clemons, 1983-1986 | 7 |

Career Rushing Yards

| | |
|--------------------------------|-------------|
| 1. Derek Fitzgerald, 1992-95 | 3744 |
| 2. Robert Green 1988-90 | 3543 |
| 3. Troy Keen, 1992-95 | 2949 |
| 4. Alvin Porch, 1994-97 | 2750 |
| 5. Jon Smith, 2001-2004 | 2546 |
| 6. Tyrone Shelton, 1987-90 | 2534 |
| 7. <i>Elijah Brooks, 2004-</i> | 2463 |
| 8. Jim Kruis, 1975-77 | 2404 |
| 9. Bill Deery, 1972-74 | 2401 |
| 10. Hameen Ali, III, 1997-00 | 2216 |
| 11. Phil Mosser, 1970-71 | 2171 |

Career 200-Yard Passing Games

| | |
|---------------------------------|----|
| 1. David Corley, 1998-2002 | 31 |
| 2. Chris Hakel, 1987-1991 | 24 |
| 3. Mike Cook, 1994-1998 | 22 |
| 4. Stan Yagiello, 1982-1985 | 20 |
| 5. Lang Campbell, 2001-2004 | 18 |
| 6. Shawn Knight, 1990-1994 | 13 |
| 7. Kenny Lambiotte, 1985-1986 | 7 |
| David Murphy, 1981-1983 | 7 |
| 9. Craig Argo, 1986-1989 | 6 |
| 10. <i>Jake Phillips, 2005-</i> | 5 |
| Mike Potts, 2004- | 4 |

Tribe Honor Roll

Atlantic 10 Offensive Player of the Week

Mike Potts, QB, Nov. 5

Atlantic 10 Special Teams Player of the Week

Blair Pritchard, PK/P, Nov. 5

Atlantic 10 Rookie of the Week

Adrian Tracy, DE, Nov. 5
Adrian Tracy, DE, Sept. 24

2006 Preseason Honors

Cody Morris, Sr., OL
Preseason Second Team All-American (Sports Network)
Preseason Second Team All-American (I-AA.org)
Preseason All-Atlantic 10

Stepping Up

Redshirt freshman wide receiver R.J. Archer continues to be one of the team's most consistent performers, quietly putting together a very fine rookie campaign. However, his most recent afternoon at Towson, wasn't so quiet, as he had a breakout game with career highs in both receptions (6) and receiving yards (122).

He contributed two of the bigger plays on the afternoon, as his leaping 44-yard catch on the Tribe's opening drive lead to the team's initial points, an 18-yard Pritchard field goal. In the second quarter, his 16-yard reception converted a crucial fourth and six play at the Tigers' 30-yard line. This conversion eventually led to the Tribe touchdown that kept the squad in contact with Towson at 21-17 going into the half.

Currently, Archer is the team's second-leading receiver on the season with 22 receptions for 366 yards. He is averaging a team best 16.6 yards a catch and has made at least one catch in all nine games.

Talented Tight End

All-conference tight end Matt Trinkle has made a tremendous impact on the Tribe attack in his senior season. With three catches for 20 yards at Towson, Trinkle moved his season totals to 20 receptions for 178 yards. The total of 20 receptions is just one shy of his career high, set in 2005, while the 178 yards eclipsed his personal best of 171 set in '04.

Perhaps, more significantly, the 6-5, 260-pound native of Whitehall, Pa. has been a force along the line of scrimmage, making a number plays in the running game that has flourished recently. He is athletic enough to line up both at and off the line of scrimmage and has filled the role of h-back, when necessary.

For the year, his 20 receptions tie him for fourth on the squad, and his 178 receiving yards are fifth.

He has teamed with junior tight end Drew Atchison to give the College a very formidable tight end combination, as Atchison has also impressed in his first season of extended action, bringing down nine passes for 143 yards and a score.

Trinkle's career totals have seen him bring in 64 catches for a total of 571 yards.

Noting Pritchard

Senior punter/place-kicker Blair Pritchard turned in his best game as a collegian at Towson, as he set career bests in field goals (3), longest field goal (34 yards) and points in a game (11) to earn the Atlantic 10 Special Teams Player of the Week honor. His second 34-yard success provided the final margin of victory and marked the second straight week he has converted a pressure packed kick. One week earlier, with the Tribe all-square with Villanova in the final three minutes, Pritchard was true on a 27-yard effort that temporarily gave the College a 31-28 lead.

By going 3-for-3 on the afternoon against the Tigers, Pritchard has now converted seven of his 10 attempts on the season. He has also been true on all of his 22 extra point attempts.

Pritchard is the first Tribe kicker to handle the punting, place-kicking and kickoff chores for the College since the 2001 season, when then all-conference kicker Mike Nagelin worked the difficult trio.

Did You Know?

The College has not missed an extra point in 56 consecutive attempts. The last miss came on the final touchdown in the loss at Rhode Island in 2005.

Team Defensive Notes


Tribe Tallies Five Sacks Against Towson

With frequent blitzing and solid play by the defensive line, the Tribe was able to record a season-high five quarterback sacks at Towson on Saturday. The total was the squad's highest since registering five sacks also against Towson in a 44-13 Homecoming win in 2005 and against Richmond in a 38-14 victory back in 2004. The last time W&M had more than five sacks in a game was earlier in the 2004, when the Tribe tallied seven in a 37-17 win at Liberty.

Against Towson, redshirt freshman defensive end Adrian Tracy led the way with a career-best three unassisted sacks, earning his second A-10 Rookie of the Week award this season. Senior linebacker Chris Ndubueze also had an unassisted sack, and redshirt freshman tackle Sean Lissemore recorded his first career sack. On the strength of Saturday's effort, the Tribe brought its season total to 16, which ranks sixth in the Atlantic 10. Entering the Towson game, W&M's total of 11 sacks was tied for the second lowest in the league.

Defense Gains Two Turnovers For Second-Straight Week

For the second time in as many weeks, the Tribe defense was able to take away two turnovers in Saturday's thrilling win at Towson. With the two turnovers gained, W&M brought its season total to 16, just four shy of recording back-to-back seasons with at least 20 turnovers. The last time the Tribe forced 20, or more, turnovers in consecutive seasons was 2001-02. W&M has gained a turnover in eight of nine games this season, with the only exception being the loss at UMass. The Tribe has forced multiple take-aways in five games this season.



Redshirt freshman Adrian Tracy recorded a career-high 3.0 quarterback sacks at Towson and now has 15.0 tackles for loss this season, ranking third in the A-10.

Game Notes

Solid Second-Half At Towson Contributes to Victory

The Tribe's two forced turnovers at Towson were also part of a solid second-half performance, where W&M executed the old adage "Bend, but don't brake" perfectly. The Tigers' league-leading passing attack and explosive offense were able to chew up 229 total yards in the second half, but the Tribe was able to hold Towson to just one fourth-quarter score.

Sophomore David Houff intercepted a Towson pass inside the red zone in the third quarter, and Tracy forced a fumble that was recovered by senior Brian Williamson in Tribe territory later in the period as well. Between the two turnovers, the defense forced a Towson three-and-out.

After the Tigers' touchdown, the defense came up with another critical three-and-out on Towson's next possession, which led to a Tribe field goal that cut the score to 28-26. Towson was able to move the ball on its next series, but the defense again rose to the challenge, ultimately forcing a turnover on downs when a fourth-down pass attempt from the Tribe's 30-yard line fell incomplete.



Senior LB Chris Ndubueze posted his fourth-straight, double-digit tackle game at Towson with 13 total stops, including 2.0 tackles for loss.

Youthful Contributions

A look down the Tribe's depth chart for Delaware reveals 22 underclassmen, consisting of either sophomores, redshirt freshmen or true freshmen, in the 44 possible spots. With 12 of those spots found on the defensive side of the ball, it's not surprising to see many of the younger players near the top of the defensive statistics.

While senior linebacker Chris Ndubueze's four-straight games with double-digit tackles has put him atop the category (65), the next four spots are occupied by sophomores or freshmen. Tracy is second on the squad with 59 total tackles, which includes a team-best 15.0 tackles for loss, after registering nine in the win over Towson. Sophomore linebacker Michael Pigram is third with 58 stops after recording his third double-digit tackle game of the season with 10 at Towson. Sophomore safety Kevin Allen is fourth (52), and sophomore corner Derek Cox is fifth with 54, including a team-high 37 unassisted tackles. Cox had 11 stops in Saturday's win with eight solos.

Cox also leads the team with eight passes defended, all break-ups, and Tracy leads the squad with six quarterback sacks. Pigram leads the team with three forced fumbles, while Allen has three pass break-ups, two forced fumbles and an interception.

Veteran Linebackers Continue Strong Play

Although the Tribe's younger defenders have certainly been garnering high amounts of praise this season, the play of two senior linebackers over the second half of the season has also been notable. The former all-conference duo of Chris Ndubueze and Travis McLaurin has combined for 53 total tackles, 5.0 tackles for loss, an interception and a fumble recovery in the last three games alone.

Ndubueze, who was an All-Atlantic 10 selection in 2004, has tallied double-digit tackles in four-straight games since taking over the starting job at one outside position. He has 44 total stops over the span, including 24 unassisted stops and five tackles for loss with at least one TFL in all four games. Ndubueze was named the coaching staff's defensive player of the week after the JMU game, recording 10 stops in the contest, including eight unassisted, and a TFL.

McLaurin, an all-league pick in 2003, tallied nine total tackles and returned an interception nine yards, his first pick since the 2003 campaign, against JMU on Oct. 21. He earned six total tackles, including two solos, assisted on a stop behind the line of scrimmage and returned a fumble nine yards in the fourth quarter, which eventually led to a Tribe field goal, last week against Villanova. Saturday at Towson, McLaurin registered five unassisted tackles and broke up two passes.

Did You Know?

The Tribe had five defenders record, or tie, career-highs in tackles at Liberty, including Derek Cox (14), Alan Wheeling (11), Josh Larkins (Tie-7), Sean Lissimore (5) and David Houff (4).

Individual Defensive Notes

Ndubueze Records Fourth-Straight With Double-Digit Tackles

Senior Chris Ndubueze has been the defense's most consistent contributor since moving back into the starting lineup at Liberty, recording four straight double-digit tackle performances. Over his last four games, Ndubueze has tallied 44 total stops, including 24 solos and five tackles for loss. He was the first Tribe defender to tally double-digit tackles in three-straight since current linebacker Josh Rutter did it last season against Villanova, JMU and Delaware. The last player to record double-digit tackles in four-straight was current senior Travis McLaurin, who tallied double-figure tackles over each of the final eight games of the 2003 season en route to all-A-10 honors.

At Towson, Ndubueze led the squad for the third-straight week with 13 stops (8 solos) and added 2.0 tackles for loss and an unassisted quarterback sack. Last week against Villanova, Ndubueze led the team with 10 tackles, including six unassisted and a solo sack. At JMU on Oct. 21, he earned the coaching staff's defensive player of the week award after recording a team-high 10 tackles, including eight unassisted stops and a solo TFL. At Liberty, Ndubueze shined in his first start with 11 total tackles. He recorded a pair of unassisted stops, including a quarterback sack that resulted in a 7-yard loss

National Rankings

Sports Network I-AA Top 25 (Oct. 6)

| Team (First Place Votes) | 2006 Record | PR |
|---------------------------|-------------|----|
| 1. Appalachian State (94) | 9-1 | 1 |
| 2. Montana (2) | 8-1 | 2 |
| 3. Massachusetts(4) | 8-1 | 3 |
| 4. James Madison | 8-1 | 4 |
| 5. North Dakota State (2) | 8-1 | 5 |
| 6. Youngstown State | 8-2 | 7 |
| 7. Illinois State | 7-2 | 8 |
| 8. Tennessee-Martin | 8-1 | 10 |
| 9. Cal-Poly | 6-3 | 6 |
| 10. Furman | 7-3 | 11 |
| 11. Hampton | 9-1 | 13 |
| 12. Northern Iowa | 6-3 | 14 |
| 13. New Hampshire | 6-3 | 9 |
| 14. Southern Illinois | 6-3 | 12 |
| 15. San Diego | 9-0 | 16 |
| 16. Coastal Carolina | 7-2 | 17 |
| 17. Harvard | 7-1 | 18 |
| 18. Montana State | 7-3 | 19 |
| 19. Maine | 6-3 | 22 |
| 20. Eastern Illinois | 6-4 | 20 |
| 21. Princeton | 7-1 | 23 |
| 22. South Dakota State | 6-3 | 24 |
| 23. Portland State | 6-4 | 25 |
| 24. Charleston Southern | 9-0 | NR |
| 25. Richmond | 5-4 | 15 |

W&M In the Rankings in 2006

| Week | Sports Network |
|-----------|----------------|
| Preseason | RV |
| Sept. 4 | RV |
| Sept. 11 | RV |
| Sept. 18 | RV |
| Sept. 25 | - |
| Oct. 2 | - |
| Oct. 9 | - |
| Oct. 16 | - |
| Oct. 23 | - |
| Oct. 30 | - |
| Nov. 6 | - |
| Nov. 13 | - |
| Nov. 20 | - |
| Final | - |

Sports Network 2006 Preseason Top 25

| Team (First Place Votes) | 2005 Record | PR |
|--------------------------|-------------|----|
| 1. Appalachian State(68) | 12-3 | 1 |
| 2. New Hampshire (14) | 11-2 | 5 |
| 3. Montana (5) | 8-4 | 12 |
| 4. Northern Iowa (3) | 11-4 | 2 |
| 5. Furman (1) | 11-3 | 3 |
| 6. Cal Poly (3) | 9-4 | 6 |
| 7. Youngstown State | 8-3 | 14 |
| 8. James Madison | 7-4 | 25 |
| 9. Illinois State | 7-4 | 22 |
| 10. Massachusetts | 7-4 | 19 |
| 11. McNeese State | 5-4 | NR |
| 12. Georgia Southern | 8-4 | 9 |
| 13. Hampton | 11-1 | 10 |
| 14. Eastern Illinois | 9-3 | 16 |
| 15. Richmond | 9-4 | 8 |
| 16. Delaware | 6-5 | NR |
| 17. Southern Illinois | 9-4 | 7 |
| 18. Texas State | 11-3 | 4 |
| 19. North Dakota State | 7-4 | NR |
| 20. Eastern Kentucky | 7-4 | NR |
| 21. UC Davis | 6-5 | NR |
| 22. Montana State | 7-4 | 18 |
| 23. Grambling State | 11-1 | 11 |
| 24. Nicholls State | 6-4 | 17 |
| 25. Coastal Carolina | 9-2 | 24 |



on a third down play.

An all-conference performer in 2004, Ndubueze missed the entire 2005 season (personal reasons) but has come back with a solid senior season this fall. He leads the team with 65 total tackles and has 5.0 TFL and 3.0 quarterback sacks.

Tracy Honored By Atlantic 10 A Second Time

Redshirt freshman defensive end Adrian Tracy was named the Atlantic 10 Rookie of the Week for the second time this season on Sunday for his standout performance in the win over Towson. Tracy continues to emerge as one of the bright young stars in the league and again displayed his talents with a career-high three quarterback sacks against the Tigers. He added another tackle for loss and finished with nine stops overall.

Tracy has recorded at least a half-tackle for loss in eight of nine games this season and is currently third in the A-10 in tackles for loss with 15.0. Tracy's total of 15.0 tackles for loss is the best by a freshman under head coach Jimmie Laycock and the most since Jude Waddy tallied 13 as a redshirt freshman in 1994. The most tackles for loss by any Tribe player since 1980 is 18 by Craig Staub in 1993. The last Tribe player to record 15.0, or more, TFL in one season was Adam O'Connor during his All-American 2004 campaign. Here is a list of the top-five season totals for TFL under Laycock:

| TFL Total | Player | Year |
|-----------|---------------|------|
| 18 | Craig Staub | 1993 |
| 17 | Alan Garlic | 1990 |
| 15.5 | Adam O'Connor | 2004 |
| 15 | Adrian Tracy | 2006 |
| 15 | Marc Willson | 1990 |
| 15 | Alan Garlic | 1989 |
| 15 | Joe Lucas | 1981 |

Tracy is also tied for third in the league with 6.0 quarterback sacks, average 0.67 per game. He is second among all league rookies in total tackles with 59, a figure that leads rookie defensive linemen. He received his first A-10 Rookie of the Week citation after recording a team-high nine tackles, including five unassisted stops and 1.5 quarterback sacks against VMI on Sept. 23. The only game Tracy hasn't recorded a TFL was the loss to Maine on Sept. 16. Tracy tallied a career-high 10 total tackles against Hofstra on Sept. 30.

Tackles Continue to Add Up For Cox

Sophomore Derek Cox has been another one of the team's most consistent contributors this season and again delivered a standout performance in the victory over Towson Saturday. Cox recorded his second double-digit tackle effort of the season from his corner position, tallying 11 total stops with eight unassisted. He also broke up two passes, bringing his team leading total for passes defended to eight, a mark that ranks fourth in the A-10. The sophomore has now recorded at least two unassisted tackles six-straight games 34 total tackles over the last four games. He ranks fifth on the team with 54 stops and leads the squad with 37 solo tackles.

The speedy sophomore has also been a valuable special teams weapon for the Tribe this season, ranking ninth in the A-10 in punt return average. Cox is averaging 7.8 yards per return and recorded a season-long 25-yarder in the loss at JMU.

Pigram Records Third Double-Digit Tackle Game


Sophomore linebacker Michael Pigram is another younger defender who is enjoying a solid season as his first as a starter. He turned in another standout effort in the victory over Towson, posting his third double-digit tackle game of the season with 10 stops, including a number of hard hits, a trend Tribe fans are quickly becoming accustomed to. Pigram recorded seven unassisted tackles in the victory and has now registered 32 stops over the last four games.

Pigram is third on team, and second among linebackers, with 58 total tackles on the season. He leads the squad with three forced fumbles, after forcing against Villanova. He finished with six total tackles against the Wildcats, including three unassisted and a solo TFL. Pigram's three forced fumbles on the season matches the second-highest total in the A-10. He registered a career-best 11 total tackles against Hofstra on Sept. 30, which included 10 solo stops.

Defensive Tribal Tidbits

The following are short notes from throughout the season on defensive players:

- Chris Ndubueze was the first upperclassman to lead the team in tackles this season with 10 against JMU, and the senior has now led the team in three-straight games.
- Ndubueze has four-straight with double-digit tackles, totalling 44 during the span, and has at least one TFL in all four games.
- Derek Cox is averaging 8.6 tackles per game over the last four contests and has 28 unassisted stops in that span.
- Adrian Tracy's three quarterback sacks were the most by a Tribe player since Adam O'Connor tallied three against Northeastern in 2004.
- Tracy's 15.0 tackles for loss are the most by a Tribe freshman since Jude Waddy recorded 13 in 1994.
- Tracy has recorded at least a half-TFL in seven straight games after recording a career-high 4.0 at Towson.
- David Houff made his third-career start at Towson and recorded his first career interception and a career-high six tackles, all solos. He also started the Liberty and JMU games.
- Sean Lissimore recorded his first-career sack at Towson and finished with a career-high four solo tackles.
- Travis McLaurin's interception at JMU was the second of his career, but first since 2003 (VMI).
- Travis McLaurin's blocked field goal vs. Liberty was the second of his career (VMI, 2003).
- Michael Pigram's 10 unassisted tackles (of 11 total) are a season-high for the Tribe.
- Cox's nine solo tackles (of 14 total) at Liberty were one shy of the Tribe's season-high for solos.
- C.J. Herbert is the first Tribe player with two blocked kicks in a season since Stephen Cason in 2003.
- A redshirt freshman or sophomore led the Tribe in tackles in the first six games this season.
- Alan Wheeling's 33-yard INT return at LU was the longest since James Miller's 80-yard return at Villanova last year.
- David Caldwell and Max Harris are the first two true freshman defenders to see playing time at corner since Hasani Cameron in 1998.
- Harris, who forced a fumble vs. VMI on Sept. 23, registered his first-career fumble recovery against Villanova.



Sophomore David Houff recorded his first-career interception at Towson Saturday. Houff also tallied a career-best six tackles, all unassisted.

Head Coach Jimmye Laycock

William and Mary Head Coach Jimmye Laycock

27th Season

Career Record: 178-125-2 (.589)



Comments from Monday's Atlantic 10 call:

Comments on the Tribe's weekly A-10 award winners, junior quarterback Mike Potts (Offensive), senior place-kicker/punter Blair Pritchard (Special Teams) and redshirt freshman defensive end Adrian Tracy (Rookie):

Mike Potts threw for [409 yards] and did great on that last drive [leading the Tribe 53 yards on nine plays, without a timeout, in the final 1:26 to set up Pritchard's game-winner 34-yard field goal]. [Potts] really took what was given to him and showed good poise all the way through the game. There were some throws he'd like to have back, but he made the right reads, good throws, good decisions and kept things going for the most part. Adrian Tracy on the defensive end, when he cranks it up and plays, he's a heck of a pass rusher. He can really get after [the quarterback], and he really played well Saturday. Blair was in the situation where he had to make the kick, and it was going to come down to winning the game or not. [Towson] used three time outs, and he stepped up and put it right through. He did a nice job on another field goal [three total] and one punt where we pinned them down inside and 10. He had a real good day for us.

Comments on the importance of winning the Tribe's final two games [at Delaware, vs. Richmond] and the importance they have on the offseason and the 2007 season:

I guess it would be helpful, but I am not just looking at it as a set up for next year by any stretch of the imagination. We just wanted to do the best we could to prepare last week and bounce back from the Villanova game [35-31 loss], and I thought we did. This week, we've got to work hard and prepare as best we can for Delaware, and that's all we're really concerned about right now. I haven't talked about [next year] to any of the players or coaches.

What led to your decision to start Potts at quarterback the last few games, instead of sophomore Jake Phillips?

We went with Mike at the UMass game, and he did okay in a tough situation. Then, we played them both at Liberty and at JMU, and at the JMU game it looked like Mike was being more productive, not that he was playing better, or Jake was playing worse. They were both playing pretty good, but he was being more productive so it kind of skewed the records more towards him. Mike is playing pretty well.

Comments on the Tribe's game at Delaware this Saturday:

It's always exciting to go up there. They always have a big crowd, and it's a great atmosphere. It's a great rivalry game for us and they have a lot tradition. They always come to play, and they always come up with big hits. It's exciting for our players to go up there, and hopefully we have enough guys healthy enough to go up there and compete.

Comments on Delaware's defensive struggles the second-half of the season:

I haven't seen that much, but I think it's kind of a direct result of having guys in and out of the line up injury wise. On this level, when you miss a few guys, you don't have the continuity of players in and out, and it's really tough. Plus, they've been going against some very good teams.

The Laycock File

Hometown: Hamilton, VA

Alma Mater: William and Mary (1970)

Graduate Degree: Clemson (1972)

Playing Career

1966-69 Lettered at both DB and QB at W&M

Coaching Career

| Year | Position, School |
|---------|---|
| 1970 | Offensive coach, Newport News High School |
| 1971-72 | Graduate Assistant, Clemson University |
| 1973-74 | Offensive Backfield Coach, The Citadel |
| 1975-76 | Quarterbacks Coach, Memphis State |
| 1977-79 | Offensive Coordinator, Clemson University |
| 1980- | Head Coach, College of William and Mary |

Winningest Active Division I / I-AA Coaches

(By Victories - Through Nov. 4)

| | |
|---------------------------------------|-----|
| 1. Bobby Bowden (Florida State) | 364 |
| 2. Joe Paterno (Penn State)..... | 360 |
| 3. Mike Kelly (Dayton) | 235 |
| 4. Bob Ford (Albany) | 217 |
| 5. Frank Beamer (Virginia Tech) | 195 |
| 6. Joe Taylor (Hampton)..... | 191 |
| 7. Al Bagnoli (Penn)..... | 189 |
| 8. Walt Hameline (Wagner) | 179 |
| Dennis Franchione (Texas A&M)..... | 179 |
| 10. Jimmye Laycock (W&M) | 178 |

Division I / I-AA Coaches Most Years at Current Schools

| | |
|--|----|
| 1. Joe Paterno (Penn State, 1966-2005)..... | 40 |
| 2. Bob Ford (Albany, 1973-2005) | 33 |
| 3. Bobby Bowden (Florida State, 1976-2005) | 30 |
| 4. Jimmye Laycock (W&M, 1980-2005) | 26 |

Career A-10 Coaching Victories (Through Oct. 21)

| | |
|--|----|
| 1. Bill Bowes (UNH, 1972-98) | 97 |
| 2. "Tubby" Raymond (UD, 1966-01) | 89 |
| 3. Andy Talley (VU, 1985-) | 85 |
| 4. Jimmye Laycock (W&M, 1993-) | 69 |
| 5. Jim Reid (UMass, 1986-91, UR, 95-03)..... | 61 |

Laycock in the NCAA I-AA Playoffs

| Year | Round | Opponent, Result |
|------|---------------|------------------------------|
| 1986 | First Round | Delaware, 17-51 (L) |
| 1989 | First Round | Furman, 10-24 (L) |
| 1990 | First Round | Massachusetts, 38-0 (W) |
| | Quarterfinals | Central Florida, 38-52 (L) |
| 1993 | First Round | McNeese State, 28-34 (L) |
| 1996 | First Round | Jackson State, 45-6 (W) |
| | Quarterfinals | Northern Iowa, 35-38 (L) |
| 2001 | First Round | Appalachian State, 27-40 (L) |
| 2004 | First Round | Hampton, 42-35 (W) |
| | Quarterfinals | Delaware, 44-38, 2 OT (W) |
| | Semifinals | James Madison, 34-48 (L) |

Laycock vs. The Atlantic 10

| Team | W | L | T |
|---------------|----|----|---|
| Delaware | 11 | 15 | 0 |
| Hofstra | 2 | 2 | 0 |
| James Madison | 12 | 15 | 0 |
| Maine | 5 | 2 | 0 |
| Massachusetts | 4 | 6 | 0 |
| New Hampshire | 9 | 2 | 0 |
| Northeastern | 10 | 2 | 0 |
| Rhode Island | 9 | 2 | 0 |
| Richmond | 19 | 7 | 0 |
| Towson | 4 | 0 | 0 |
| Villanova | 9 | 7 | 1 |



Making An Impact: Facility Upgrades

The Jimmye Laycock Football Center

On Friday, Sept. 15, ground was broken on the Jimmye Laycock Football Center, a future 30,000-square foot complex that will be located at the northwest corner of the stadium on what is the Tribe's football practice field at a cost of \$11 million.

The ceremony was attended by many prominent alumni and former players, as well a number of friends and donors to the Athletics Department.

The center will provide a new home for team and coaches lockers, an athletic training room, an equipment storage area, coaches offices, conference rooms, and administrative support areas – as well as an entrance that will include a Tribe Football Hall of Fame space. The project is scheduled to be finished in the fall of 2007.

The two-story football complex was designed by Moseley Architects out of Virginia Beach and HOK Sport, an internationally renowned architectural firm based in Kansas City, Mo., whose clients include sports venues at nearly every level, including Oriole Park at Camden Yards.

Officials worked closely with the building designers to ensure the complex complements the architecture of Zable Stadium and conforms to the campus design guidelines.



President Gene R. Nichol and Walter Zable were among the many guests for Friday's ground-breaking ceremony for the Jimmye Laycock Center.

FieldTurf Installation at Zable Stadium

During the spring, the W&M Athletics Department announced plans for the conversion of the natural grass playing surface in Zable Stadium to a state of the art, synthetic playing surface for the 2006 football season.

In July, the installation of the new playing surface, FieldTurf Pro, was completed, giving the Tribe one of the nation's finest playing fields. The installation, at an estimated total cost of \$840,000, was performed by Ballard Sports out of Cary, N.C.

FieldTurf features a non-abrasive fiber surface that resembles natural grass blades. Its blend of specially treated Polyethylene fibers prevents abrasions, or "rug burn". Unlike traditional synthetic turf, which relied on an underlying shock pad for player comfort and safety, FieldTurf grass fibers are surrounded and stabilized by a special blend of "synthetic earth" - a mixture of smooth, rounded silica sand and rubber granules. The sand and rubber are precision layered and provide a stable, resilient, uniform, shock-absorbing surface.

The Tribe's playing field is the same surface used by 24 NFL teams, including the Detroit Lions, host of Super Bowl XL in 2006. It is a football-dedicated surface and only has markings specific to the sport.

The FieldTurf project is the second major completed upgrade at the venerable stadium, as last season saw the school raise \$650,000 to place permanent light fixtures at Zable.



The Laycock Center Facts

Overview

- Total Estimated Cost: \$11 million
- 30,445 square foot, two-story building
- Building will house football offices, meeting space, training room, equipment room and locker room

Office Space

- Eight coaches offices, including 500 square foot head coaching suite with balcony view into Zable Stadium
- Assistant coaches offices will overlook practice field
- All offices will be networked into a state-of-the-art video system
- 300 square foot video production room

Meeting Spaces

- One 2,500 square foot team meeting room with wall-to-wall carpet
- Four additional position meeting rooms, averaging 300 square feet
- All meeting areas networked with video system
- 900 square foot recruiting lounge with window and balcony overlooking Zable Stadium

Lobby

- 1,650 square foot area serving as grand entrance with circular stairwell to offices
- Sky lights
- Will display prominent moments from program's proud history

Training Room


- 3,900 square foot state-of-the-art room, featuring 2,800 square foot treatment and taping area
- Hydro-therapy room
- Doctor's exam room
- Staff lockers

Locker Room

- 4,200 square foot carpeted room with 100 lockers
- Breakout meeting space
- Cable television
- Full bathroom/shower and drink station

Equipment Room

- 2,300 square foot area with washers, dryers and lockers
- Walk-up, pass-through laundry station
- Abutting loading dock access



MOSELEY / HOK

In the Spotlight

Travis McLaurin, Senior, Linebacker

Hometown/High School: Wilmington, Del., Thomas McKean High School

What one activity did you do in high school that was non-athletic related?: I was apart of the Student advisory council where we did a lot of awareness programs for the students about STDs, domestic violence and things of that nature. We did a couple of skits and programs during lunch periods.

What would be one of the programs or activities with that group that you were centrally involved with?: One day, at one of the lunch programs we had an activity where we had some goggles that skewed your vision similar to what it would be like under the influence of alcohol and some other things like that for the effects of drugs, the students got a kick out of that, especially the beer goggles.

Growing up what were you and your twin brother's, Trevor, most competitive, non-athletic related activity?: It would have to be video games. We were really into Sega Saturn and Sega Genesis. So who ever could beat Sonic the fastest or who ever was better at maybe Spiderman, something like along those lines.

Would you call your brother your best friend?: Yeah, there's no way around it. Being twins, that's the person you hang out with the most. Being that we went to the same school for 20 years now, he has to be your best friend.

Let's talk about going back to play at Delaware...How many times in your five years here have you actually gotten to play at Delaware?: I've gotten to play at Delaware once, two weeks before we played them my junior year, the 2004 campaign, I injured my knee against Rhode Island. I traveled to watch the game, and it was a game for the ages [a 31-28 Delaware win]. It was tough to watch, and I had people in the stands calling my name asking why I wasn't playing. I played my true sophomore year against them at Delaware, we also lost that game, so I'm ready to go back and hopefully graduate with a win at Delaware.

How much does it mean for you to go back up into that area and play well this weekend?: It means a lot to me, I haven't been back to Delaware since January of this year, as I've been really focused on school, and I stayed in Williamsburg for the entire summer doing the training program. All of my friends are always asking where am I at and when am I coming back up, and I always say November 11th, if you wanna see me come to the game. So I've been doing a little trash talking here and there with some of my high school friends. I will have to back it up and play well.

Let's talk about some of the obstacles you've had to over come in the last two years, mainly the two knee operations you've undergone in the last 24 months: It was a pretty tough time in my life, I think it was the hardest time I've ever had. It started in 2004 when I tore my ACL for the first time. It was partially torn in the season's sixth game against Rhode Island and I rehabbed it for about three weeks to come back for the James Madison game and that's when I completely tore it and I had to do rehab and surgery for about 12 months. I missed all of the playoffs and being on the field for the conference championship that season. I got back on the field and was helping the team during the 2005 season to help with the practice squad, on offense actually, and took a step to the left, and no one touched me and it tore again so I had to go back to step one. That was a very tough process because I was very excited about coming back for spring [of 2006] and getting back on the field with the guys. To have to go right back to step one with another surgery and rehab, I was kind of afraid that maybe I wouldn't be able to play again. Maybe my knee wasn't built to come back from that, so it was a very tough pill to swallow. But with the help of [athletics trainers] Andy Carter and Steve Cole, I just plugged away at it, had surgery, and started the rehab. It was a slow arduous process and the only thing that was good about it was that I had gone through it before so I knew what to expect and when and when not to push it. I was really scared I wouldn't be able to play, or at least not be able to perform at the level that I wanted, especially for my senior year.

How hard was it to be watching from the sidelines during the 2004 season, knowing you were a big part of the team's effort in getting to that point, but not being able to contribute at the end?: Watching everybody else be able to play and garner all types of awards and attention, it kind of gives you mixed emotions because you're proud of your friends and your teammates getting some recognition, but you're also like, 'Man, I want to be out there too, helping out and having a little bit of the fun.' Not being able to play Delaware, even in the home playoff game [a 44-38 double overtime Tribe win in the quarterfinals of the NCAAs], that hurt to watch that great game from the stands. But, the experience taught me a lot about just having patience and believing in yourself and just taking things one-step at a time. I know everyone hears the phrase a lot, but it is really true that you can do just about anything if you take things one step at a time. I'm at the point where I am playing pretty capably just with a brace, so that feels pretty good.

Where would you say the inspiration came from after the 2nd surgery to come back?: In the 2005 season, about the third game into the season, my brother Trevor switched from running back to line backer, and I was kind of helping him out telling him a little bit and helped him make the transition. I realized I could come back my senior year and we could both play linebacker and that was pretty cool to me, and I really wanted to come back to experience the feeling. And I also, looked at the schedule and I saw that we were going back to Delaware, so those were my two motivations personally to get back and get healthy.

So when you step out on the field this Saturday at Delaware you're going to kind of feel that you've validated all of that hard work. That will really be a culmination of a lot of things for you?: Yeah, exactly because like I said I've only gotten to play there once and its good to come back home and see a lot of friends and family and it will be like a full circle. I started out as a kid from Delaware and didn't really get recruited by them at all. I've been pretty successful here at William and Mary, so to come back and show them that I was a capable player and show my friends and family that I played at the college level, in a great conference, with a great team like the Tribe will mean a lot to me. If we work together as a team this weekend, we can pull out a win and that would be something that I would remember that for a lifetime.

Let's talk about the senior leadership on the team. With the season not working out like everyone would have hoped, can comment on how hard the seniors are working to make the season as good as it can be?: It's been a hard season, we've have all gotten down some times, like what's going on or like why is this happening? But as the coaches keep telling us, its not our effort that's killing us its little things. Every senior takes it upon themselves to make sure everybody on the team, even other seniors, are focused on what our goals are, which is to go 1-0 every week. I know that [senior linebacker] Chris Nbuweze has done a lot better job of being vocal leader, [senior defensive end] Josh Wright has always been a vocal guy, and [senior tailback] Elijah Brooks is the fiery guy with pre-game speeches the night before. A lot of seniors do a lot of talking, and [senior two-time al-conference center] Cody Morris leads by example, he's not too much of a talker. We're taking it upon ourselves to show the younger guys that things may not be going our way right now, but if you keep fighting good stuff starts to happen, whether it or not it happens for us in our final two games isn't as important is if the returning players use a strong finish to build off for the future.

What would it mean to you as a group to win these final two games?: I think it would mean a lot. I know it would mean a lot to the older guys because I know since I've been here Richmond has beaten us twice and we've beaten them twice, so for the fifth year this is the deciding game as to who will graduated with the better record, the Tribe or Spiders. We're losing the series to Delaware, and we have to come back and redeem ourselves from that, especially after the one-point home loss last year. The game with them is always a big rivalry game and is always close.

What is going to be the biggest thing you take from your football experience at William and Mary?: The lessons I've learned about being accountable, about taking responsibility for your actions and holding yourself to a higher standard. Also, to just keep fighting and good stuff will happen. I mean, that's what with my knee surgeries, just to keep fighting and I'm now playing and having fun. I'll just apply that to my life once I get out of college.

Would you say that after going through the surgeries that you have you can't think of any scenarios that you're going to face in life moving forward that are going to put you back too far?: No, I really can't. I just think that if something does go wrong, I just have to think its not the end of the world. I just got to sit back, re-group and think about what the plan is to get over that hurdle or obstacle. Just like I did with the knee surgery. I've been to the bottom of the pits before and know it is not impossible to climb back up.

What's the one thing you are looking forward to doing once you have some free time this spring semester?

I don't know, probably just relaxing, to wake up one day go to class and have the afternoon off for once, just to enjoy the afternoon. Maybe go to the park and shoot some hoops. It's going to be different, being an athlete your time is consumed and its going to be a different feeling knowing that you have free time to yourself and you're not needed anywhere and you have to figure out what to do with your time. Hopefully its something constructive I'll be doing. Hopefully I will be done with job planning and be getting ready for my job.

What would be your dream job?: To get into advertising, I want to do creative advertising. I am interested in creating themes for commercials and things of that nature. I am really looking forward to trying to get my foot into the door with some advertising agency. I'll probably start out with some marketing research or some promotional type stuff.

How is it going to be for you to finally not be in the same house as your brother?: It's going to be a lot different. I'll probably be on the phone a lot more. We are used to being able to go and see each other when we hear something funny or see something funny on TV and laugh about it. And that's going to be different having an apartment to myself. I've shared an a home with him for 22 years now, so I guess I'll have my own space, but you get used to something for so long you take it for granted I guess.

What would you think is the biggest difference between you and Trevor?: Trevor is more charismatic, flamboyant type guy. I could say we're both outgoing, but he's maybe a little bit more outgoing. I am more reserved and conservative about who I open up to and things of that nature. I'd say that is the biggest difference.





Tribe Alphabetical Roster

| No. | Name | Pos. | Elg. | Ht. | Wt. | Hometown | High/Prep School |
|-----|------------------------|-------|---------|------|-----|-----------------------|-------------------------|
| 41 | Alexander, Sheldon | DB | Fr. (R) | 6-1 | 205 | Gordonsville, Va. | Woodberry Forest |
| 36 | Allen, Kevin | DB | So. (R) | 6-2 | 205 | Richmond, Va. | Highland Springs |
| 65 | Allison, Kyle | DL | Fr. | 6-2 | 280 | Burke, Va. | Lake Braddock Secondary |
| 26 | Alvarado, Michael | DB/WR | Fr. | 6-0 | 180 | Gaithersburg, Md. | Gaithersburg |
| 16 | Archer, R.J. | WR | Fr. (R) | 6-2 | 205 | Earlsville, Va. | Albemarle |
| 86 | Atchison, Andrew | TE | Jr. | 6-7 | 250 | Charlottesville, Va. | Albemarle |
| 88 | Boykin, Obie | DB | So. (R) | 6-3 | 205 | Williamsburg, Va. | Surry County |
| 9 | Brooks, Elijah | RB | Sr. (R) | 5-9 | 215 | Largo, Md. | DeMatha |
| 95a | Brooks, Sean | DL | So. | 6-4 | 210 | Poquoson, Va. | Poquoson |
| 49 | Bynum, Raphael | FB | Fr. (R) | 5-9 | 225 | Stafford, Va. | North Stafford |
| 19 | Caldwell, David | DB | Fr. | 5-11 | 200 | Montclair, N.J. | Lawrenceville School |
| 7 | Callahan, Mike | QB | Fr. | 5-11 | 190 | Mountville, Pa. | Hempfield |
| 67 | Cochran, Brent | OL | Jr. (R) | 6-5 | 300 | Reston, Va. | South Lakes |
| 32 | Coley, Delmus | RB | Sr. (R) | 5-8 | 198 | Virginia Beach, Va. | Floyd Kellam |
| 88a | Conyers, Terreon | WR | Fr. | 5-11 | 190 | Norfolk, Va. | Booker T. Washington |
| 7a | Cottingham, Ben | DB | Fr. | 5-9 | 175 | Abingdon, Md. | Edgewood |
| 37 | Cox, Derek | DB | So. (R) | 6-1 | 185 | Winterville, N.C. | J.H. Rose |
| 15 | Davis, Corey | WR | Sr. (R) | 6-1 | 200 | Chesapeake, Va. | Deep Creek |
| 54 | Dewispelaere, Nicholas | LB | Fr. | 6-0 | 205 | Virginia Beach, Va. | Floyd Kellam |
| 3 | Dill, Marshall | WR | Fr. | 5-10 | 170 | Woodbridge, Va. | C.D. Hylton |
| 81 | Dohse, Cameron | WR | Fr. | 6-0 | 180 | Clifton, Va. | Centreville |
| 45 | Falbo, Graham | FB | Jr. (R) | 6-0 | 235 | Centreville, Va. | Westfield |
| 59 | Foley, Jacob | OL | Fr. | 6-1 | 260 | Collinsville, Va. | Bassett |
| 13 | Francks, Evan | DB | Fr. | 5-11 | 200 | Medford, N.J. | Shawnee |
| 64 | Frazier, Matthew | OL/DL | Fr. | 6-3 | 290 | Poquoson, Va. | Poquoson |
| 79 | Grant, Michael | OL | So. (R) | 6-5 | 300 | Wrightstown, N.J. | Notre Dame |
| 31 | Harris, Max | DB | Fr. | 5-10 | 175 | Marietta, Ga. | Sprayberry |
| 95 | Herbert, Cortenous | DL | Fr. (R) | 6-3 | 260 | Germantown, Md. | Northwest |
| 17 | Hill, Chase | QB | Fr. | 6-2 | 195 | Virginia Beach, Va. | Princess Anne |
| 63 | Hill, Keith | OL/DL | Fr. | 6-4 | 305 | Hamilton Square, N.J. | Lawrenceville School |
| 83 | Hissong, Gareth | DE/TE | Fr. | 6-3 | 250 | Hanover, Pa. | Delone Catholic |
| 53 | Hiteshew, Luke | OL | So. (R) | 6-1 | 295 | Baltimore, Md. | Mount St. Joseph |
| 43 | Hobson, Jimmy | FB | Fr. | 5-11 | 215 | Cincinnati, Ohio | St. Xavier |
| 28 | Holmes, DeBrian | RB | So. (R) | 5-9 | 185 | Fort Eustis, Va. | Woodside |
| 35 | Horvath, Ryan | LB | Jr. (R) | 6-1 | 235 | Midlothian, Va. | Midlothian |
| 22 | Houff, David | DB | So. (R) | 6-1 | 185 | Blacksburg, Va. | Blacksburg |
| 74 | Humphreys, Tommy | OL | Fr. | 6-4 | 265 | Centreville, Va. | Centreville |
| 78 | Iardo, Chris | OL | Fr. (R) | 6-3 | 316 | Baltimore, Md. | St. Paul's School |
| 58 | Jean-Pierre, Bryan | DL | Fr. | 6-3 | 245 | Doralville, Ga. | Dunwoody |
| 42 | Johnson, Fred | DB | Fr. (R) | 6-1 | 195 | Richmond, Va. | St. Christopher's |
| 92 | Jones, Ryan | DL | Jr. (R) | 6-3 | 260 | Blacksburg, Va. | Blacksburg |
| 51 | Kelley, Tim | OL | Jr. | 6-2 | 316 | Pataskala, Ohio | Watkins Memorial |
| 84 | Klatzkin, Daniel | TE | Fr. | 6-4 | 235 | Potomac, Md. | Randolph-Macon Academy |
| 80 | Lanning, Brian | WR | Fr. (R) | 6-0 | 170 | Frederick, Md. | Frederick |
| 99 | Larkins, Josh | DL | So. (R) | 6-2 | 320 | Toms River, N.J. | Toms River North |
| 93 | Lisemore, Sean | DL | Fr. (R) | 6-4 | 245 | Dumont, N.J. | Dumont |
| 2 | Mack, Elliott | WR | So. (R) | 6-0 | 195 | Irvington, N.J. | Delbarton |
| 25 | Marriner, Courtland | RB | Fr. | 5-9 | 180 | Chesapeake, Va. | Western Branch |
| 4 | McAulay, D.J. | WR | So. | 5-11 | 180 | New Haven, Conn. | Westminster School |
| 62 | McCutcheon, Thomas | OL | Fr. (R) | 6-5 | 310 | Chesapeake, Va. | Deep Creek |
| 52 | McLaurin, Travis | LB | Sr. (R) | 5-11 | 240 | Wilmington, Del. | Thomas McKean |
| 23 | McLaurin, Trevor | LB | Sr. (R) | 5-11 | 236 | Wilmington, Del. | Thomas McKean |
| 87 | Miller, David | K/P | Fr. | 6-0 | 170 | Centreville, Va. | Westfield |
| 73 | Miller, Tyler | OL/DL | Fr. | 6-3 | 280 | Virginia Beach, Va. | Kellam |
| 61 | Moore, Christopher | OL | Fr. (R) | 6-1 | 260 | Madison Heights, Va. | Amherst County |
| 68 | Morris, Cody | OL | Sr. | 6-4 | 285 | Jeansville, Pa. | Hazelton Area |
| 82 | Muro, Evan | TE | So. (R) | 6-6 | 250 | Newport News, Va. | Warwick |
| 56 | Muse, C.J. | OL | Fr. (R) | 6-4 | 305 | Lexington, S.C. | Lexington |
| 40 | Ndubueze, Chris | LB | Sr. (R) | 6-1 | 230 | Lanham, Md. | DeMatha |
| 57 | Neely, Brian | DL | Sr. (R) | 6-4 | 300 | Mechanicsville, Va. | Lee-Davis |
| 47 | Newby, Mario | DB | Fr. | 6-0 | 180 | Dendron, Va. | Surry County |

Tribe Football Rosters



| No. | Name | Pos. | Elg. | Ht. | Wt. | Hometown | High/Prep School |
|-----|--------------------|-------|---------|------|-----|---------------------|---------------------------|
| 27 | Nicholas, Joe | WR | Jr. (R) | 6-3 | 210 | Sugarloaf, PA | Hazelton Area |
| 30 | Nickerson, Matt | RB | Fr. (R) | 5-9 | 176 | Fairfax Station, VA | Woodson |
| 75 | O'Brien, Eric | OL | So. (R) | 6-1 | 270 | Abbottstown, PA | Delone Catholic |
| 56a | O'Brien, Kyle | LB | Fr. | 6-0 | 225 | Cockeysville, Md. | |
| 72 | Oliver, Justin | OL | Jr. (R) | 6-4 | 295 | Fairfield, PA | Gettysburg |
| 39 | O'Neill, T.J. | LB | Jr. (R) | 6-1 | 241 | Duxbury, MA | Tabor Academy |
| 46 | Otey, Matt | FB | Jr. (R) | 5-11 | 230 | Hershey, PA | Hershey |
| 18 | Phillips, Jacob | QB | So. (R) | 6-3 | 225 | Warm Springs, VA | Bath County |
| 21 | Pigram, Michael | LB | So. | 5-10 | 218 | Hopewell, VA | Hopewell |
| 10 | Potts, Michael | QB | Jr. (R) | 6-4 | 220 | Middletown, DE | Middletown |
| 91 | Pritchard, Blair | K/P | Sr. (R) | 5-11 | 235 | Mechanicsville, VA | Atlee |
| 96 | Pulley, Daniel | DL | Fr. (R) | 6-3 | 265 | Chesapeake, VA | Atlantic Shores Christian |
| 76 | Raxter, Joshua | OL/DL | Fr. | 6-6 | 270 | Marietta, GA | Pope |
| 50 | Reyher, Todd | LB | So. (R) | 6-0 | 215 | Williamsburg, VA | Lafayette |
| 24 | Riley, Richard | DB | Sr. (R) | 6-2 | 190 | Gaithersburg, MD | Gaithersburg |
| 89 | Robertson, Eric | WR | Fr. (R) | 6-2 | 180 | Barboursville, VA | Albemarle |
| 34 | Rojas, Christopher | LB | Fr. | 5-11 | 200 | Lightfoot, VA | Brunton |
| 44 | Rutter, Josh | LB | So. (R) | 6-3 | 230 | Union Bridge, MD | Francis Scott Key |
| 33 | Schonder, Thomas | RB | Fr. | 5-11 | 175 | Round Hill, VA | Loudoun Valley |
| 70 | Shafran, Jonathan | OL | So. (R) | 6-3 | 265 | Great Falls, VA | Langley |
| 38 | Smith, Colin | DE/TE | Fr. | 6-4 | 220 | Reedville, VA | Northumberland |
| 48 | Steinman, Wes | DB/LB | Fr. | 6-2 | 205 | Wilmington, NC | Hoggard |
| 71 | Stewart, Brad | OL | Jr. (R) | 6-3 | 300 | Bethel Park, PA | Bethel Park |
| 29 | Stout, Zach | DB | Sr. (R) | 6-0 | 195 | Mechanicsville, VA | Lee-Davis |
| 14 | Taylor, Christian | QB | Sr. (R) | 6-5 | 205 | Yorktown, VA | Grafton |
| 11 | Taylor, John | WR | Sr. (R) | 6-3 | 210 | Washington, D.C. | St. Albans |
| 66 | Toon, Derek | DL | Fr. | 6-3 | 280 | Chester, VA | Matoaca |
| 97 | Tracy, Adrian | DL | Fr. (R) | 6-4 | 235 | Sterling, VA | Potomac Falls |
| 85 | Trinkle, Matt | TE | Sr. (R) | 6-5 | 260 | Whitehall, PA | Allentown C. Catholic |
| 98 | Varno, Rob | TE | Fr. (R) | 6-5 | 225 | Wilmington, NC | Hoggard |
| 5 | Viola, Tony | RB | Jr. (R) | 6-1 | 217 | Broadway, VA | Stonewall Jackson |
| 69 | Watts, Carl | DL | Fr. | 6-3 | 240 | Midlothian, Va. | James River |
| 8 | Wheeling, Alan | DB | Sr. (R) | 5-9 | 180 | Dublin, VA | Pulaski County |
| 77 | Williamson, Brian | DL | Sr. | 6-3 | 290 | Nakina, NC | Whiteville |
| 94 | Wright, Josh | DL | Sr. (R) | 6-3 | 245 | Madison Heights, VA | Amherst County |

(R) - Redshirt

Tribe Numerical Roster

| | | | | | | | | | | | |
|----------|--------------------------|-------|---------|--------------------------|-------|----------|------------------------------|-------|----------|-------------------------|-------|
| No. | Name | Pos. | 28..... | Holmes, DeBrian | RB | 53..... | Hiteshew, Luke..... | OL | 79..... | Grant, Michael..... | OL |
| 2..... | Mack, Elliott | WR | 29..... | Stout, Zachary | DB | 54..... | Dewispelaere, Nicholas | LB | 80..... | Lanning, Brian..... | WR |
| 3..... | Dill, Marshall | WR/DB | 30..... | Nickerson, Matt..... | RB | 56..... | Muse, C.J. | OL | 81..... | Dohse, Cameron | WR/DB |
| 4..... | McAulay, D.J. | WR | 31..... | Harris, Max..... | DB/WR | 56a..... | O'Brien, Kyle..... | LB | 82..... | Muro, Evan | TE |
| 5..... | Viola, Tony | RB | 32..... | Coley, Delmus..... | RB | 57..... | Neely, Brian | DL | 83..... | Hissong, Gareth | DE/TE |
| 7..... | Callahan, Mike..... | QB | 33..... | Schonder, Thomas | RB | 58..... | Jean-Pierre, Bryan..... | OL/DL | 84..... | Klatzkin, Daniel | TE |
| 7a..... | Cottingham, Ben | DB | 34..... | Rojas, Christopher | LB | 59..... | Foley, Jacob | OL | 85..... | Trinkle, Matt | TE |
| 8..... | Wheeling, Alan..... | DB | 35..... | Horvath, Ryan | LB | 61..... | Moore, Christopher..... | OL | 86..... | Atchison, Andrew | TE |
| 9..... | Brooks, Elijah..... | RB | 36..... | Allen, Kevin | DB | 62..... | McCutcheon, Thomas | OL | 87..... | Miller, David | K/P |
| 10..... | Potts, Michael | QB | 37..... | Cox, Derek | DB | 63..... | Hill, Keith | OL/DL | 88..... | Boykin, Obie | DB |
| 11..... | Taylor, John | WR | 38..... | Smith, Colin..... | DE/TE | 64..... | Frazier, Matthew | OL/DL | 88a..... | Conyers, Terreon | WR |
| 13..... | Francks, Evan..... | DB/RB | 39..... | O'Neill, T.J. | LB | 65..... | Allison, Kyle..... | DL | 89..... | Robertson, Eric..... | WR |
| 14..... | Taylor, Christian | QB | 40..... | Ndubueze, Chris | LB | 66..... | Toon, Derek | OL/DL | 91..... | Pritchard, Blair | K/P |
| 15..... | Davis, Corey | WR | 41..... | Alexander, Sheldon | DB | 67..... | Cochran, Brent..... | OL | 92..... | Jones, Ryan | DL |
| 16..... | Archer, R.J. | QB/WR | 42..... | Johnson, Fred | DB | 68..... | Morris, Cody | OL | 93..... | Lissemore, Sean | DL |
| 17..... | Hill, Chase | QB | 43..... | Hobson, Jimmy | FB | 69..... | Watts, Carl | DL | 94..... | Wright, Josh | DL |
| 18..... | Phillips, Jacob..... | QB | 44..... | Rutter, Josh | LB | 70..... | Shafran, Jonathan | OL | 95..... | Herbert, Cortenous..... | DL |
| 19..... | Caldwell, David..... | DB/RB | 45..... | Falbo, Graham | FB | 71..... | Stewart, Brad | OL | 95a..... | Brooks, Sean..... | DL |
| 21..... | Pigram, Michael | LB | 46..... | Otey, Matt | FB | 72..... | Oliver, Justin | OL | 96..... | Pulley, Daniel | DL |
| 22..... | Houff, David | DB | 47..... | Newby, Mario | DB | 73..... | Miller, Tyler..... | OL/DL | 97..... | Tracy, Adrian..... | DL |
| 23..... | McLaurin, Trevor..... | LB | 48..... | Steinman, Wes | DB/LB | 74..... | Humphreys, Tommy | OL | 98..... | Varno, Rob..... | TE |
| 24..... | Riley, Richard | DB | 49..... | Bynum, Raphael..... | FB | 75..... | O'Brien, Eric..... | TE | 99..... | Larkins, Josh..... | DL |
| 25..... | Marriner, Courtland..... | RB/DB | 50..... | Reyher, Todd | LB | 76..... | Raxter, Joshua | OL/DL | | | |
| 26..... | Alvarado, Michael..... | DB/WR | 51..... | Kelley, Tim | OL | 77..... | Williamson, Brian..... | DL | | | |
| 27..... | Nicholas, Joe | WR | 52..... | McLaurin, Travis..... | LB | 78..... | Ilardo, Chris..... | OL | | | |



Start Chart / Red Zone

Start Chart: Game-By-Game Starters

| | Maryland | Maine | VMI | Hofstra | UMass | Liberty | JMU | Villanova | Towson | Delaware | Richmond |
|-----|---------------|---------------|---------------|---------------|---------------|---------------|---------------|---------------|---------------|---------------|---------------|
| QB | Phillips | Phillips | Phillips | Phillips | Potts | Phillips | Potts | Potts | Potts | Potts | Potts |
| TB | Brooks | Brooks | Brooks | Brooks | Brooks | Brooks | Brooks | Brooks | Brooks | Brooks | Brooks |
| FB | Otey | McAulay* | Atchison^ | Bynum | Archer* | Atchison^ | Atchison^ | Mack* | Atchison^ | Atchison^ | Atchison^ |
| WR | Nicholas | Nicholas | Nicholas | Nicholas | Nicholas | Nicholas | Nicholas | Nicholas | Nicholas | Nicholas | Nicholas |
| WR | Mack | Mack | Mack | McAulay | McAulay | Archer | Archer | Archer | Archer | Archer | Archer |
| TE | Trinkle | Trinkle | Trinkle | Trinkle | Trinkle | Trinkle | Trinkle | Trinkle | Trinkle | Trinkle | Trinkle |
| LT | Cochran | Cochran | Cochran | Cochran | Cochran | Cochran | Cochran | Cochran | Cochran | Cochran | Cochran |
| LG | Oliver | Oliver | Oliver | Oliver | Oliver | Oliver | Oliver | Oliver | Oliver | Oliver | Oliver |
| C | Morris | Morris | Morris | Morris | Morris | Morris | Morris | Morris | Morris | Morris | Morris |
| RG | Hiteshew | Hiteshew | Hiteshew | Hiteshew | Hiteshew | Hiteshew | Hiteshew | Hiteshew | Hiteshew | Hiteshew | Hiteshew |
| RT | Stewart | Stewart | Stewart | Stewart | Stewart | Stewart | Stewart | Stewart | Stewart | Stewart | Stewart |
| DE | Wright | Wright | Wright | Wright | Wright | Wright | Wright | Wright | Wright | Wright | Wright |
| DE | Tracy | Tracy | Tracy | Tracy | Tracy | Tracy | Tracy | Tracy | Tracy | Tracy | Tracy |
| DT | Herbert | Herbert | Herbert | Herbert | Herbert | Herbert | Herbert | Herbert | Herbert | Herbert | Herbert |
| DT | Williamson | Williamson | Williamson | Williamson | Williamson | Williamson | Williamson | Williamson | Williamson | Williamson | Williamson |
| OLB | Tre. McLaurin | Tre. McLaurin | Tre. McLaurin | Tre. McLaurin | Tre. McLaurin | Ndubueze | Ndubueze | Ndubueze | Ndubueze | Ndubueze | Ndubueze |
| ILB | Rutter | Rutter | Rutter | Tra. McLaurin | Tra. McLaurin | Tra. McLaurin | Tra. McLaurin | Tra. McLaurin | Tra. McLaurin | Tra. McLaurin | Tra. McLaurin |
| OLB | Pigram | Pigram | Pigram | Pigram | Pigram | Pigram | Pigram | Pigram | Pigram | Pigram | Pigram |
| SS | Alexander | Allen | Allen | Allen | Allen | Houff | Houff | Allen | Allen | Allen | Allen |
| FS | Wheeling | Wheeling | Wheeling | Wheeling | Wheeling | Wheeling | Wheeling | Wheeling | Wheeling | Houff | Houff |
| CB | Riley | Riley | Riley | Riley | Riley | Riley | Riley | Riley | Riley | Riley | Riley |
| CB | Cox | Cox | Cox | Cox | Cox | Cox | Cox | Cox | Cox | Cox | Cox |

*W&M started with three wide receivers and no FB. ^W&M started with two tight ends and no FB.

Tribe in the Red Zone

William and Mary Offense In the Red Zone

| Opponent | WM In Red Zone | WM TDs | WM FGs | WM FG Missed | WM No Score | RZ Score % |
|---------------|----------------|-----------|----------|--------------|-------------|-------------|
| Maryland | 1 | 1 | 0 | 0 | 0 | 100.0 |
| Maine | 3 | 2 | 1 | 0 | 0 | 100.0 |
| VMI | 5 | 3 | 1 | 0 | 1 | 80.0 |
| Hofstra | 1 | 1 | 0 | 0 | 0 | 100.0 |
| Massachusetts | 0 | 0 | 0 | 0 | 0 | 0.0 |
| Liberty | 3 | 2 | 0 | 0 | 1 | 66.7 |
| James Madison | 4 | 2 | 1 | 1 | 1 | 75.0 |
| Villanova | 4 | 3 | 1 | 0 | 0 | 100.0 |
| Towson | 5 | 1 | 3 | 0 | 1 | 80.0 |
| Delaware | | | | | | |
| Richmond | | | | | | |
| SEASON | 26 | 15 | 7 | 1 | 4 | 84.6 |

Opponents in the Red Zone

| Opponent | Opp. in RZ | Opp. TDs | Opp. FGs | Opp. FG Missed | Opp. No Score | Opp. Score % |
|---------------|------------|-----------|----------|----------------|---------------|--------------|
| Marshall | 5 | 3 | 2 | 0 | 0 | 100.0 |
| Maine | 2 | 2 | 0 | 0 | 0 | 100.0 |
| VMI | 2 | 0 | 2 | 0 | 0 | 100.0 |
| Hofstra | 3 | 1 | 1 | 1 | 1 | 66.7 |
| Massachusetts | 5 | 4 | 1 | 0 | 0 | 100.0 |
| Liberty | 5 | 2 | 0 | 3 | 3 | 40.0 |
| James Madison | 5 | 3 | 1 | 0 | 1 | 80.0 |
| Villanova | 4 | 2 | 2 | 0 | 0 | 100.0 |
| Towson | 3 | 2 | 0 | 0 | 1 | 66.7 |
| Delaware | | | | | | |
| Richmond | | | | | | |
| SEASON | 34 | 19 | 9 | 4 | 6 | 82.4 |

Tribe Single-Game Highs



Individual Single-Game Highs

Pass Attempts:50, M. Potts at UMass, 10/7
 Pass Completions: 28, M. Potts at Towson, 11/4
 Passing Yards: 409, M. Potts at Towson, 11/4
 Passing TDs:2, three times, last - M. Potts at Towson, 11/4
 Rushing Attempts: 30, E. Brooks vs. Villanova, 10/28
 Rushing Yards: 165, E. Brooks at Towson, 11/4
 Rushing TDs: 3, E. Brooks vs. VMI, 9/23
 Receptions: 6, J. Nicholas and R.J. Archer at Towson, 11/4
 Receiving Yards: 122, R.J. Archer at Towson, 11/4
 Receiving TDs:2, J. Nicholas at Towson, 11/4
 Total Offensive Yards: 414, M. Potts at Liberty, 11/4
 All-Purpose Yards: 198, E. Brooks at Towson, 11/4
 Total Points: 18, E. Brooks vs. VMI, 9/23
 Points Kicking: 11, B. Pritchard at Towson, 11/4
 Points Rushing: 18, E. Brooks vs. VMI, 9/23
 Points Receiving: 12, J. Nicholas at Towson, 11/4
 Field Goals Made:3, B. Pritchard at Towson, 11/4
 Field Goals Attempted: 3, B. Pritchard at JMU, 10/21; at Towson, 11/4
 PATs Attempted: 5, B. Pritchard vs. VMI, 9/23
 PATs Made: 5, B. Pritchard vs. VMI, 9/23
 Punts: 8, B. Pritchard at Maryland, 9/2; at UMass, 10/7
 Punting Yards:298, B. Pritchard at UMass, 10/7
 Punting Average: 46.0, B. Pritchard vs. Hofstra, 9/30; at Liberty, 10/14
 Punt Returns: 4, D. Cox vs. VMI, 9/23; at Towson, 11/4
 Punt Return Yards: 42, D. Cox vs. VMI, 9/23
 Kickoff Returns:6, D. Holmes at UMass, 10/7
 Kickoff Return Yards: 114, D. Holmes at UMass, 10/7
 Kickoff Return Avg: 33.5, D. Caldwell at Liberty, 10/14
 Interceptions: 1, six times, last - D. Houff at Towson, 11/4
 Interception Yards:33, A. Wheeling at Liberty, 10/14
 Tackles: 14, D. Cox at Liberty, 10/14
 Solo Tackles: 9, M. Pigram vs. Hofstra, 9/30; D. Cox at Liberty, 10/14
 Tackles for loss: 4.0, A. Tracy at Towson, 11/4
 Sacks: 3.0, A. Tracy at Towson, 11/4
 Pass Breakups: 3, D. Cox at Maryland, 9/2

Team Single-Game Highs

Pass Attempts:50, at UMass, 10/7
 Pass Completions: 30, at Towson, 11/4
 Passing Yards: 421, at Towson, 11/4
 Passing TDs: 3, at Towson, 11/4
 Yards Per Completion: 21.0, vs. Hofstra, 9/30
 Rushing Attempts:42, vs. Villanova, 10/28
 Rushing Yards:262, vs. VMI, 9/23
 Rushing TDs: 3, vs. VMI, 9/23; vs. Villanova, 10/28
 Yards Per Rush:8.5, vs. VMI, 9/23
 Total Yards: 630, at Towson, 11/4
 Points Scored: 38, vs. VMI, 9/23
 TDs Scored:5, vs. VMI, 9/23
 Total Plays: 75, at Towson, 11/4
 Field Goals Made: 3, at Towson, 11/4
 Field Goals Attempted:3, at JMU, 10/21; at Towson, 11/4
 PATs Attempted:5, vs. VMI, 9/23
 PATs Made:5, vs. VMI, 9/23
 Punts: 10, at Maryland, 9/2
 Punting Yards:303, at Maryland, 9/2
 Punting Average:46.0, vs. Hofstra, 9/30; at Liberty, 10/14
 Punt Returns: 4, vs. VMI, 9/23; at Towson, 11/4
 Punt Return Yards: 42, vs. VMI, 9/23
 Kickoff Returns:8, at UMass, 10/7
 Kickoff Return Yards: 152, at UMass, 10/7
 Kickoff Return Average: 33.5, at Liberty, 10/14
 Interceptions: 1, six times, last - at Towson, 11/4
 Interception Yards: 33, at Liberty, 10/14
 Forced Fumbles: 2, vs. VMI, 9/23; vs. Villanova, 10/28
 Fumble Return Yards:9, vs. Villanova, 10/28
 Turnovers Gained:4, at Maryland, 9/2
 Turnovers Lost:3, vs. VMI, 9/23
 Sacks: 5, at Towson, 11/4
 Sacks Allowed: 6, at JMU, 10/21
 First Downs: 27, at Towson, 11/4
 Third Down Conv. %: 71.4 (5-7), vs. VMI, 9/23
 Fourth Down Conversion %: 100.0 (3-3), vs. Villanova, 10/28
 Penalties: 8, at Liberty, 10/14
 Penalty Yards: 65, vs. Hofstra, 9/30
 Possession Time:32:59, at UMass, 10/7

Game-By-Game Individual Highs

| Opponent | Pass Att. | Pass Yards | Rushes | Rush. Yds | Receptions | Rec. Yds. | Tackles | TFLs | Sacks |
|-------------|--------------|---------------|------------|-------------|---------------------|--------------|------------------|---------------------|---------------------|
| at Maryland | 31, Phillips | 127, Phillips | 17, Brooks | 62, Brooks | 5, Mack/McAulay | 82, McAulay | 8, Allen | 1.0, five players | none |
| Maine | 44, Phillips | 184, Phillips | 12, Brooks | 29, Brooks | 5, McAulay/Nicholas | 53, McAulay | 10, Rutter | 1.0, Wright/O'Neill | 1.0, Wright/O'Neill |
| VMI | 17, Phillips | 111, Phillips | 15, Brooks | 146, Brooks | 3, Nicholas/Mack | 78, Nicholas | 9, Tracy | 2.5, Tracy | 1.5, Tracy |
| Hofstra | 22, Phillips | 189, Phillips | 15, Brooks | 79, Brooks | 3, Nicholas | 70, Nicholas | 10, Tracy/Pigram | 2.0, Tracy | 1.0, Tracy/Herbert |
| at UMass | 50, Potts | 244, Potts | 10, Brooks | 35, Brooks | 5, Nicholas/Brooks | 62, Brooks | 9, Cox | 1.0, Wheeling | none |
| at Liberty | 8, Potts | 77, Potts | 23, Brooks | 101, Brooks | 2, three players | 49, Archer | 14, Cox | 1.0, Ndueuze/Tracy | 1.0, Ndueuze |
| at JMU | 24, Potts | 187, Potts | 19, Brooks | 99, Brooks | 4, Brooks, Trinkle | 57, Trinkle | 10, Ndueuze | 2.5, Tracy | 1.0, Wright |
| Villanova | 24, Potts | 197, Potts | 30, Brooks | 142, Brooks | 4, Nicholas | 66, Atchison | 10, Ndueuze | 2.0, Wright | 1.5, Wright |
| at Towson | 44, Potts | 409, Potts | 22, Brooks | 165, Brooks | 6, Nicholas/Archer | 122, Archer | 13, Ndueuze | 4.0, Tracy | 3.0, Tracy |
| at Delaware | | | | | | | | | |
| Richmond | | | | | | | | | |



Opponent Highs / Long Plays

Opponent Individual Single-Game Highs

| | |
|-------------------------|---|
| Pass Attempts: | 51, S. Schaefer (TU), 11/4 |
| Pass Completions: | 33, S. Schaefer (TU), 11/4 |
| Passing Yards: | 367, S. Schaefer (TU), 11/4 |
| Passing TDs: | 4, S. Schaefer (TU), 11/4 |
| Rushing Attempts: | 26, S. Mizzer (VMI), 9/23 |
| Rushing Yards: | 187, S. Baylark (UMASS), 10/7 |
| Rushing TDs: | 3, T. Nelson (UMASS), 10/7 |
| Receptions: | 11, D. Arnold (TU), 11/4 |
| Receiving Yards: | 123, A. Bransford (JMU), 10/21 |
| Receiving TDs: | 2, E. Yancy (TU), 11/4 |
| Total Offensive Yards: | 359, S. Schaefer (TU), 11/4 |
| All Purpose Yards: | 187, S. Baylark (UMASS), 10/7 |
| Total Points: | 18, T. Nelson (UMASS), 10/7 |
| Points Kicking: | 12, C. Koeplin (UMASS), 10/7 |
| Points Rushing: | 18, T. Nelson (UMASS), 10/7 |
| Points Receiving: | 12, E. Yancy (TU), 11/4 |
| Field Goals Made: | 3, R. Zarrilli (HU), 9/30 |
| Field Goals Attempted: | 4, R. Zarrilli (HU), 9/30 |
| PATs Attempted: | 6, C. Koeplin (UMASS), 10/7 |
| PATs Made: | 6, C. Koeplin (UMASS), 10/7 |
| Punts: | 5, A. Peters (VMI), 9/23 |
| Punting Yards: | 209, A. Peters (VMI), 9/23 |
| Punting Average: | 46.2, A. Podlesh (MD), 9/2; J. Pritchard (JMU), 10/21 |
| Punt Returns: | 3, D. Oquendo (MD), 9/2; K. Huggins (HU), 9/30 |
| Punt Return Yards: | 17, D. Oquendo (MD), 9/2; K. Huggins (HU), 9/30 |
| Kickoff Returns: | 4, S. Koroma (VU), 10/28 |
| Kickoff Return Yards: | 108, S. Koroma (VU), 10/28 |
| Kickoff Return Average: | 27.0, S. Koroma (VU), 10/28 |
| Interceptions: | 1, five times, last - K. Scott (TU), 11/4 |
| Interception Yards: | none |
| Tackles: | 18, A. Jordan (JMU), 10/21 |
| Solo Tackles: | 14, K. Scott (TU), 11/4 |
| Tackles for loss: | 4.5, A. Jordan (JMU), 10/21 |
| Sacks: | 2.0, K. Winston (JMU), 10/21 |
| Pass Breakups: | 3, A. Goyins (UM), 9/16 |

Opponent Team Single-Game Highs

| | |
|---------------------------|--|
| Pass Attempts: | 51, Towson, 11/4 |
| Pass Completions: | 33, Towson, 11/4 |
| Passing Yards: | 367, Towson, 11/4 |
| Passing TDs: | 4, Towson, 11/4 |
| Yards Per Completion: | 24.5, UMASS, 10/7 |
| Rushing Attempts: | 51, VMI, 9/23 |
| Rushing Yards: | 315, Liberty, 10/14 |
| Rushing TDs: | 5, UMASS, 10/7 |
| Yards Per Rush: | 6.9, UMASS, 10/7 |
| Total Yards: | 596, UMASS, 10/7 |
| Points Scored: | 48, UMASS, 10/7 |
| Touchdowns Scored: | 6, UMASS, 10/7 |
| Total Plays: | 77, Towson, 11/4 |
| Field Goals Made: | 3, Hofstra, 9/30 |
| Field Goals Attempted: | 4, Hofstra, 9/30 |
| PATs Attempted: | 6, UMASS, 10/7 |
| PATs Made: | 6, UMASS, 10/7 |
| Punts: | 5, Maine, 9/16; VMI, 9/23 |
| Punting Yards: | 209, VMI, 9/23 |
| Punting Average: | 46.2, Maryland, 9/2; JMU, 10/21 |
| Punt Returns: | 5, Maryland, 9/2 |
| Punt Return Yards: | 37, Maryland, 9/2 |
| Kickoff Returns: | 6, Towson, 11/4 |
| Kickoff Return Yards: | 129, Villanova, 10/28 |
| Kickoff Return Average: | 25.8, Villanova, 10/28 |
| Interceptions: | 1, five times, last - Towson, 11/4 |
| Interception Yards: | none |
| Forced Fumbles: | 2, UMASS, 10/7 |
| Fumble Return Yards: | none |
| Turnovers Gained: | 3, VMI, 9/23 |
| Turnovers Lost: | 4, Maryland, 9/2 |
| Sacks: | 6, JMU, 10/21 |
| Sacks Allowed: | 5, Towson, 11/4 |
| First Downs: | 24, Villanova, 10/28 |
| Third Down Conversion %: | 60.0 (6-10), Villanova, 10/28 |
| Fourth Down Conversion %: | 100.0 (1-1), four times, last - JMU, 10/21 |
| Penalties: | 9, Liberty, 10/14 |
| Penalty Yards: | 85, Liberty, 10/14 |
| Possession Time: | 36:01, Liberty, 10/14 |

Tribe Longest Plays of the Season

| | |
|--------------|---|
| Rush: | 27, E. Mack vs. Villanova, 10/28 |
| Rushing TD: | 20, E. Brooks vs. VMI, 9/23 |
| Pass: | 76, M. Potts to J. Nicholas at Towson, 11/4 |
| Passing TD: | 76, M. Potts to J. Nicholas at Towson, 11/4 |
| Punt Return: | 25, D. Cox at JMU, 10/21 |
| Kickoff Ret: | 46, D. Caldwell at Liberty, 10/14 |
| INT Return: | 33, A. Wheeling at Liberty, 10/14 |
| Punt: | 54, B. Pritchard at Liberty, 10/14 |
| Field Goal: | 34, twice, B. Pritchard at Towson, 11/4 |
| Drive: | 92, 13 plays, 5:22, TD, at JMU, 10/21 |

Opponent Longest Plays of the Season

| | |
|-----------------|--|
| Rush: | 62, R. Jennings (LU), 10/14 |
| Rushing TD: | 23, S. Baylark(UMASS), 10/7 |
| Pass: | 55, J. Rascati to A. Bransford (JMU), 10/21 |
| Passing TD: | 55, J. Rascati to A. Bransford (JMU), 10/21 |
| Punt Return: | 20, K. Huggins (HU), 9/30 |
| Kickoff Return: | 34, S. Koroma (VU), 10/28 |
| INT Return: | none |
| Punt: | 58, A. Podlesh (MD), 9/2 |
| Field Goal: | 47, R. Zarrilli (HU), 9/30 |
| Drive: | 98, 11 plays, 5:30, TD, vs. Villanova, 10/28 |

Top Offensive Performances



Tribe's Top Offensive Performances

Top Passing Performances

| | | | |
|----|-----|---------------------------|----------|
| 1. | 409 | Mike Potts at Towson | Nov. 4 |
| 2. | 244 | Mike Potts at UMass | Oct. 7 |
| 3. | 197 | Mike Potts vs. Villanova | Oct. 28 |
| 4. | 189 | Jake Phillips vs. Hofstra | Sept. 30 |
| 5. | 187 | Mike Potts at JMU | Oct. 21 |
| 6. | 184 | Jake Phillips vs. Maine | Sept. 16 |
| 7. | 127 | Jake Phillips at Maryland | Sept. 2 |
| 8. | 111 | Jake Phillips vs. VMI | Sept. 23 |
| 9. | 99 | Mike Potts vs. VMI | Sept. 23 |
| | 99 | Mike Potts at Maryland | Sept. 2 |

300-yard+ Passing Games

1 Mike Potts

200-yard+ Passing Games

2 Mike Potts

Top Rushing Performances

| | | | |
|-----|-----|-----------------------------|----------|
| 1. | 165 | Elijah Brooks at Towson | Nov. 4 |
| 2. | 146 | Elijah Brooks vs. VMI | Sept. 23 |
| 3. | 142 | Elijah Brooks vs. Villanova | Oct. 28 |
| 4. | 101 | Elijah Brooks at Liberty | Oct. 14 |
| 5. | 99 | Elijah Brooks at JMU | Oct. 21 |
| 6. | 79 | Elijah Brooks vs. Hofstra | Sept. 30 |
| 7. | 62 | Elijah Brooks at Maryland | Sept. 2 |
| 8. | 59 | DeBrian Holmes vs. VMI | Sept. 23 |
| 9. | 39 | DeBrian Holmes at Towson | Nov. 4 |
| 10. | 35 | Jake Phillips at Liberty | Oct. 14 |
| | 35 | Elijah Brooks at UMass | Oct. 7 |

100-yard Rushing Games

4 Elijah Brooks

Top Receiving Performances

| | | | |
|-----|-----|-----------------------------|----------|
| 1. | 122 | R.J. Archer at Towson | Nov. 4 |
| 2. | 104 | Joe Nicholas at Towson | Nov. 4 |
| 3. | 82 | D.J. McAulay at Maryland | Sept. 2 |
| 4. | 78 | Joe Nicholas vs. VMI | Sept. 23 |
| 5. | 70 | Joe Nicholas vs. Hofstra | Sept. 30 |
| 6. | 66 | Drew Atchison vs. Villanova | Oct. 28 |
| 7. | 62 | Joe Nicholas vs. Villanova | Oct. 28 |
| | 62 | Joe Nicholas at UMass | Oct. 7 |
| 9. | 57 | Matt Trinkle at JMU | Oct. 21 |
| 10. | 54 | R.J. Archer at UMass | Oct. 7 |
| | 54 | Elliott Mack vs. VMI | Sept. 23 |

100-yard Receiving Games

1 R.J. Archer
1 Joe Nicholas



Mike Potts



Elijah Brooks



R.J. Archer

Tribe's All-Time Top Offensive Performances

Top Passing Performances

| | | |
|-----|---|---|
| 1. | 426 | Dave Corley vs. Northeastern, 10/28/00 |
| 2. | 409, Mike Potts at Towson, 11/4/06 | |
| 3. | 406 | Stan Yagiello vs. JMU, 9/28/85 |
| 4. | 401 | David Murphy at Marshall, 11/5/83 |
| 5. | 399 | Chris Garrity at ECU, 11/14/81 |
| 6. | 385 | Greg DeGennaro at Bucknell, 9/20/86 |
| 7. | 383 | Kenny Lambiotte vs. Colgate, 9/6/86 |
| 8. | 381 | Mike Cook at N. Iowa, 12/7/96* |
| 9. | 378 | Lang Campbell vs. Northeastern, 10/2/04 |
| 10. | 373 | Mike Cook vs. UNH, 10/24/98 |
| 11. | 368 | Lang Campbell at Liberty, 10/9/04 |
| 12. | 360 | Dave Murphy vs. Rutgers, 10/22/83 |
| 13. | 355 | Lang Campbell at Delaware, 10/23/04 |
| 14. | 352 | Mike Cook at Ga. Southern, 9/6/97 |
| 15. | 346 | Dave Corley vs. VMI, 9/14/02 |
| 16. | 345 | Chris Hakel vs. Delaware, 9/14/91 |
| | 345 | Stan Yagiello vs. Norfolk St., 9/14/85 |
| 18. | 342 | Lang Campbell vs. Delaware, 12/4/04* |
| 19. | 339 | Mike Cook vs. Hampton, 10/31/98 |
| 20. | 329 | Chris Garrity vs. Richmond, 11/21/81 |
| 21. | 326 | Dave Corley vs. Delaware, 9/28/02 |

*NCAA Playoff Game

Top Rushing Performances

| | | |
|-----|--|--|
| 1. | 257 | Phil Mosser at Ohio Wes., 10/3/70 |
| 2. | 219 | Derek Fitzgerald vs. Penn., 10/14/95 |
| 3. | 201 | Alvin Porch at UConn., 10/18/97 |
| 4. | 198 | Jon Smith at UNH, 10/19/02 |
| 5. | 189 | Derek Fitzgerald at NU, 9/16/95 |
| | 189 | Derek Fitzgerald vs. Villanova, 10/23/93 |
| 7. | 186 | Alvin Porch vs. Boston, 9/27/97 |
| 8. | 183 | Alvin Porch vs. Delaware, 11/2/96 |
| 9. | 181 | Robert Green at Navy, 9/21/91 |
| 10. | 180 | Robert Green at Citadel, 9/8/90 |
| 11. | 177 | Tyrone Shelton vs. ETSU, 11/4/89 |
| | 177 | Hameen Ali vs. Delaware, 10/10/98 |
| 13. | 173 | Alvin Porch vs. Richmond, 11/15/97 |
| 14. | 172 | Bill Bowman vs. WFU, 9/19/53 |
| 15. | 171 | Jim Kruijs vs. Navy, 10/16/76 |
| 16. | 170 | Troy Keen at Furman, 9/17/94 |
| 17. | 165, Elijah Brooks at Towson, 11/4/06 | |
| | 165 | Robert Green vs. VMI, 10/13/90 |
| 19. | 164 | Tyrone Shelton at Furman, 11/3/90 |
| | 164 | Keith Fimian vs. Virginia, 9/18/76 |
| 21. | 159 | Alvin Porch vs. JMU, 10/11/97 |

Top Receiving Performances

| | | |
|-----|-----|--|
| 1. | 244 | Dominique Thompson at Delaware, 10/23/04 |
| 2. | 240 | David Conklin at VMI, 9/13/97 |
| 3. | 226 | Mike Sutton at Marshall, 11/5/83 |
| 4. | 221 | Dominique Thompson at LU, 10/9/04 |
| 5. | 211 | Kurt Wrigley vs. Richmond, 11/21/81 |
| 6. | 198 | Ron Gilliam vs. JMU, 9/28/85 |
| 7. | 195 | Chris Rosier at UConn., 10/18/97 |
| 8. | 194 | Rich Musinski vs. Delaware, 9/28/02 |
| 9. | 191 | Rich Musinski at URI, 10/25/03 |
| 10. | 185 | Dominique Thompson vs. UD, 12/4/04* |
| 11. | 184 | Chris Rosier at URI, 10/7/00 |
| 12. | 183 | Glenn Bodnar at Colgate, 11/10/84 |
| 13. | 182 | Dave Szydluk vs. JMU, 9/28/85 |
| 14. | 168 | Chris Rosier at JMU, 10/28/00 |
| 15. | 164 | Rich Musinski vs. UNH, 9/29/01 |
| 16. | 162 | Dave Conklin vs. UConn., 11/14/98 |
| 17. | 161 | Rich Musinski at UMass, 9/1/01 |
| 18. | 158 | Harry Mehre vs. Lehigh, 9/17/88 |
| 19. | 157 | Corey Ludwig at Delaware, 9/11/93 |
| | 157 | D. Thompson vs. Northeastern, 10/2/04 |

*NCAA Playoff Game



Scoring Drives Chart

William and Mary Scoring Drives

| Opponent | Obtained | Plays | Yards | TOP | Result | Quarter | Play |
|---------------|--------------|-------|-------|------|--------|---------|-----------------------------------|
| Maryland | Fumble | 9 | 56 | 2:43 | TD | Second | Phillips 9-yard pass to Mack |
| Maryland | Punt | 2 | 54 | 1:03 | TD | Fourth | Potts 49-yard pass to McAulay |
| Maine | Fumble | 10 | 31 | 3:13 | FG | First | FG Pritchard 25 yards |
| Maine | Kickoff | 9 | 74 | 4:31 | TD | Third | Holmes 14-yard run |
| Maine | Punt | 1 | 63 | 5:35 | TD | Fourth | Phillips 8-yard pass to Nicholas |
| VMI | Fumble | 5 | 46 | 2:20 | TD | First | Brooks 20-yard run |
| VMI | Kickoff | 5 | 66 | 1:44 | TD | First | Brooks 16-yard run |
| VMI | Punt | 2 | 26 | 0:57 | TD | Second | Brooks 11-yard run |
| VMI | Interception | 5 | 18 | 1:59 | FG | Third | FG Pritchard 30 yards |
| VMI | Punt | 2 | 40 | 1:07 | TD | Third | Potts 32-yard pass to Mack |
| VMI | Punt | 4 | 81 | 1:52 | TD | Fourth | Potts 54-yard pass to Nicholas |
| Hofstra | Downs | 5 | 66 | 1:42 | TD | First | Phillips 10-yard pass to Atchison |
| Hofstra | Punt | 9 | 77 | 4:53 | TD | Third | Phillips 46-yard pass to Nicholas |
| Massachusetts | Kickoff | 10 | 78 | 5:10 | TD | Third | Potts 35-yard pass to Nicholas |
| Liberty | Interception | 6 | 37 | 3:20 | TD | Second | Brooks 3-yard run |
| Liberty | Kickoff | 8 | 74 | 4:57 | TD | Third | Brooks 5-yard run |
| James Madison | Punt | 13 | 92 | 5:22 | TD | Second | Brooks 2-yard run |
| James Madison | Punt | 7 | 58 | 3:07 | FG | Fourth | FG Pritchard 29 yards |
| James Madison | Kickoff | 6 | 73 | 1:26 | TD | Fourth | Potts 5-yard pass to J. Taylor |
| Villanova | Kickoff | 14 | 80 | 6:16 | TD | First | Brooks 2-yard run |
| Villanova | Fumble | 5 | 24 | 3:09 | TD | First | Brooks 2-yard run |
| Villanova | Punt | 10 | 80 | 4:22 | TD | Second | Potts 1-yard run |
| Villanova | Kickoff | 2 | 75 | 0:44 | TD | Fourth | Potts 57-yard pass to Atchison |
| Villanova | Fumble | 8 | 56 | 2:54 | FG | Fourth | FG Pritchard 27 yards |
| Towson | Kickoff | 7 | 70 | 3:16 | FG | First | FG Pritchard 18 yards |
| Towson | Punt | 1 | 76 | 0:31 | TD | Second | Potts 76-yard pass to Nicholas |
| Towson | Kickoff | 11 | 76 | 5:26 | TD | Second | Brooks 6-yard pass to Nicholas |
| Towson | Kickoff | 4 | 75 | 1:34 | TD | Fourth | Potts 45-yard pass to McAulay |
| Towson | Punt | 10 | 66 | 5:32 | FG | Fourth | FG Pritchard 34-yards |
| Towson | Downs | 10 | 53 | 1:21 | FG | Fourth | FG Pritchard 34-yards |

The Last Time It Happened



Team

Shut out an opponent 56-0, vs. Liberty, 9/24/05
 Was shut out 0-14, at Delaware, 11/1/97
 Consecutive shutouts at Northeastern (32-0), at New Hampshire (39-0), 1995

Scored 60-69 points 62-31, vs. VMI, 9/14/02
 Scored 50-59 points 55-0, vs. Liberty, 9/24/05
 Consecutive 50+ games at Northeastern (53), vs. Villanova (51), 1993
 Consecutive 40+ games vs. LU (56), vs. UNH (42), vs. NU (44), vs. Towson (44), 2005

Passed for 400+ yards 421, at Towson, 11/4/06
 Allowed 400+ passing yards 489, at Western Michigan, 9/5/03

Passed for 300+ yards 421, at Towson, 11/4/06
 Allowed 300+ passing yards 367, at Towson, 11/4/06

Rushed for 400+ yards 433, vs. Villanova, 10/23/99
 Allowed 400+ yards rushing 509, vs. Furman, 9/18/99

Rushed for 300+ yards 335, vs. Liberty, 9/24/05
 Rushed/Passed for 200+ yards vs. Towson (210 rush, 202 pass), 10/22/05

Had 600+ yds of total offense 630, at Towson, 11/4/06
 Allowed 600+ yards of total off. 638, at Western Michigan, 9/6/03

Had 500-599 yds of total offense 500, vs. Delaware, 12/4/04
 Allowed 500-599 yards total off 508, vs. Villanova, 10/28/06

Gained less than 100 yards total offense None post 1981
 Held opponent under 100 yards total offense 82, at Bucknell, 9/21/96

Gained less than 50 rush yards 30, at Massachusetts, 10/7/06
 Held opponent under 50 rush yards -6, vs. Liberty, 9/24/05

Gained less than 50 pass yards 30, vs. Boston, 9/19/92
 Held opponent under 50 pass yards 44, vs. Rhode Island, 11/9/02

Intercepted five passes 5, vs. Pennsylvania, 10/14/95
 Had five passes intercepted 5, vs. Boston, 10/14/89

Scored a defensive touchdown 2, at Villanova (INT returns), 10/29/05
 Allowed a defensive touchdown at Villanova, 10/29/05

Scored a special teams touchdown vs. New Hampshire (Kickoff return), 10/8/05
 Allowed a special teams touchdown vs. Hampton (Kickoff return), 11/27/04

Scored defensive and special teams touchdowns at Richmond, 11/21/03

Recorded a safety vs. Villanova, 11/6/04
 Surrendered a safety vs. Delaware, 11/12/05

Won in overtime (2 OTs) 44-41, at Northeastern, 10/15/05
 Lost in overtime 31-34, at James Madison, 11/16/02
 Tied an opponent 31-31, at Princeton, 9/23/89

Individual

Passed for 400+ yds 409, M. Potts at Towson, 11/4/06
 Opponent passed for 400+ yards 450, C. Munson at Western Michigan, 9/6/03

Passed for 300+ yards 409, M. Potts at Towson, 11/4/06
 Opponent passed for 300+ yards 367, S. Schaefer, at Towson, 11/4/06

Passed for 200+ yards 409, M. Potts at Towson, 11/4/06
 Opponent passed for 200+ yards 367, S. Schaefer, at Towson, 11/4/06

Passed for 6 touchdowns S. Knight, vs. Maine, 11/6/93
 Opponent passed for 6 touchdowns C. Munson, at Western Michigan, 9/6/03

Passed for 4+ touchdowns 4, J. Phillips, at Northeastern, 10/15/05
 Opponent passed for 4+ touchdowns 4, S. Schaefer, at Towson, 11/4/06

Completed 30+ attempts 30, L. Campbell, vs. James Madison, 12/10/04
 Opponent completed 30+ attempts 33, S. Schaefer, at Towson, 11/4/06

QB pass/rush for 100 yards D. Corley (247 pass, 107 rush), at Villanova, 11/11/00
 Opponent QB pass/rush for 100 yards J. Eaton (128 pass, 106 rush), at Maine, 9/7/02

QB had 2 pass / 2 rush TDs L. Campbell (2 pass, 2 rush), at North Carolina, 9/4/04
 Opponent QB had 2 pass / 2 rush TDs J. Davis (2 pass, 3 rush), at Rhode Island, 9/17/05

Rushed for 200+ yards 201, A. Porch, at Connecticut, 10/18/97
 Had an opponent rush for 200+ yards 216, J. Watkins, at Appalachian State, 12/1/01

Rushed for 100+ yards 165, E. Brooks at Towson, 11/4/06
 Had an opponent rush for 100+ yards 118, E. Holloman at JMU, 10/21/06

Two players rush for 100 yards Troy Keen (158) and Derek Fitzgerald (140), vs. URI, 10/7/95
 Two opponents rush for 100 yards R. McGill (133) and J. Lewis (123), at UNC, 9/4/04

Two players with 100 receiving yds J. Nicholas (104) and R. Archer (122), at TU, 11/4/06
 Two opponents with 100 receiving yards D. Boler (155) and J. Long (108), at UD, 10/23/04

Had 200+ yards receiving 244, D. Thompson, at Delaware, 10/23/04
 Opponent had 200+ yards receiving 206, C. Adams, vs. Hofstra, 10/6/01

Had 100+ yards receiving 104, J. Nicholas, 122, R. Archer, at Towson, 11/4/06
 Opponent had 100+ yards receiving 119, D. Arnold, at Towson, 11/4/06

Had 30+ carries 30, E. Brooks, vs. Villanova, 10/28/06
 Opponent had 30+ carries 34, M. Gibson, at Villanova, 10/29/05

Rushed for 4 touchdowns E. Brooks, vs. New Hampshire, 10/8/05
 Opponent rushed for 4 touchdowns J. Watkins, at Appalachian State, 12/1/01

Rushed for 3 touchdowns E. Brooks, vs. VMI, 9/23/06
 Opponent rushed for 3 touchdowns T. Nelson, at Massachusetts, 10/7/06

Had 10+ receptions 11, J. Nicholas, vs. Delaware, 12/4/04
 Opponent had 10+ receptions 11, D. Arnold, at Towson, 11/4/06

Had 3+ touchdown receptions 4, D. Thompson, at Delaware, 10/23/04
 Opponent had 3+ touchdown receptions 3, T. Hinshaw, at Central Florida, 9/23/00

Had TD Rushing/TD Receiving E. Brooks (3 rush, 1 receiving), vs. Liberty, 9/24/05
 Opponent had TD Rushing/TD Receiving D. May (1 ru., 1 rec.), vs. Villanova, 10/28/06

Returned a kickoff for TD S. Cason, 92 yards, vs. New Hampshire, 10/8/05
 Had a kickoff returned for TD J. Mathis, 93 yards, vs. Hampton, 11/27/04

Returned a punt for TD M. Bobo, 69 yards, at Richmond, 11/21/03
 Had a punt returned for TD C. Thompson, 70 yards, vs. James Madison, 10/18/03

Returned a blocked punt for TD S. McDermott, 12 yards, at Rhode Island, 9/7/96
 Had a blocked punt returned for TD C. Curry, 0 yards, vs. Villanova, 11/11/00

Blocked a field goal T. McLaurin, 35 att., at Liberty, 10/14/06
 Had a field goal blocked G. Kuehn, 28-yards, vs. New Hampshire, 10/8/05

Blocked a punt B. Burrow, vs. Delaware, 11/12/05
 Had a punt blocked M. Mesi, at Delaware, 10/23/04

Returned a fumble for TD A. O'Connor, 0 yards, at Rhode Island, 10/25/03
 Had a fumble returned for TD J. Couch, 70 yards vs. Marshall, 9/1/05

Had 2+ interceptions 2, J. Shaw, at Rhode Island, 9/17/05
 Opponent had 2+ interceptions 2, R. Badger, at Villanova, 10/29/05

Returned an INT for TD Tre. McLaurin (14 yards), J. Miller (80 yards), at Villanova, 10/29/05
 Had an INT returned for TD R. Badger, 15 yards, at Villanova, 10/29/05

Made 4 Field Goals B. Sterba, vs. Northeastern, 10/28/01
 Opponent made 4 Field Goals M. Husted, at Virginia, 10/24/92

Made 3 Field Goals B. Pritchard, at Towson, 11/4/06
 Opponent made 3 Field Goals R. Zarilli, vs. Hofstra, 9/30/06

Kicked a 50+ yard Field Goal 50, G. Kuehn, at Rhode Island, 9/17/05
 Opponent kicked a 50+ yard Field Goal 51, C. McCormack, vs. New Hampshire, 10/15/03

2-point run L. Campbell, vs. James Madison, 12/10/04
 Opponent 2-point run C. Cross, vs. Villanova, 11/27/01

2-point reception J. Nicholas, vs. Northeastern, 10/2/04
 Opponent 2-point reception M. Sherry, vs. Villanova, 10/28/06



Single-Game Records

Individual Records

Scoring

Most Points

36, Bill Palese vs. Bridgewater, 1931

Most Touchdowns

6, Bill Palese vs. Bridgewater, 1931

Most PATs

8, Greg Kuehn vs. Liberty, 2005

8, Greg Kuehn vs. VMI, 2002

8, Terry Regan vs. Davidson, 1972

Most Field Goals

4, Chris Dawson vs. Lehigh, 1992

4, Brian Shallcross vs. VU, 1995

4, Brett Sterba vs. Northeastern, 2000

Total Offense

Most Yards

454, David Corley vs. Northeastern, 2000

Rushing

Rush Attempts

37, Wes Meeteer vs. Davidson, 1969

37, Troy Keen vs. Northeastern, 1994

37, Derek Fitzgerald vs. Penn, 1995

Rushing Yards

257, Phil Mosser vs. Ohio Wesl., 1970

Passing

Pass Attempts

53, Lang Campbell vs. UD, 2004

52, Mike Cook vs. UNH, 1998

Completions

35, Dave Murphy vs. Rutgers, 1983

Passing Yards

426, David Corley vs. Northeastern, 2000

Touchdown Passes

6, Shawn Knight vs. Maine, 1993

Receiving

Receptions

13, Rich Musinski vs. URI, 2003

13, Glen Bodnar vs. Colgate, 1984

Receiving Yards

244, Dominique Thompson at UD, 2004

240, Dave Conklin vs. VMI, 1997

TD Receptions

4, Dominique Thompson at UD, 2004

4, Vito Ragazzo vs. WFU, 1949

4, Corey Ludwig vs. Maine, 1993

Sacks

3.5, Luke Cullinane vs. VU, 1996

Interceptions

4, Jack Bruce vs. Richmond, 1947

Individual Long Plays

Rush from scrimmage

95 yds, John Truehart vs. Elon, 1934

Pass Completion

87 yds, Lang Campbell to Dominique Thompson at Delaware, 2004

87 yds, Dan Henning to Tom Scott vs. Navy, 1961

Punt

77 yds, Russell Brown, 1972

77 yds, Joe Agee, 1975

77 yds, Jack Freeman, 1942

Punt Return

101 yds, Dale Worrall vs. Bridgewater, 1932

Kickoff Return

100 yds, Dick Pawlewicz vs. UVA, 1974

Run With Fumble

91 yds, Meb Davis vs. Columbia, 1926

Run with Interception

93 yds, Marvin Graham vs. Virginia Tech, 1946

Field Goal

53 yds, Steve Christie vs. ETSU, 1987

53 yds, Steve Christie vs. UVA, 1988

53 yds, Brett Sterba vs. Delaware, 2000

Team Records

Most Points Scored

95, vs. Bridgewater, 1931

Most Points Allowed

93, by Delaware, 1915

Most Yards Gained

681, vs. Richmond, 1991

Most Plays

100, vs. Virginia Tech, 1971

Rushing Yards

453, vs. Ohio Wesleyan, 1970

433, vs. Villanova, 1993

419, vs. Delaware, 1973

417, vs. Richmond, 1974

413, vs. VMI, 1993

Pass Attempts

55, vs. Virginia Tech, 1971

Pass Completions

35, vs. Rutgers, 1983

Passing Yards

498, vs. VMI, 1997

426, vs. Northeastern, 2000

414, vs. Miami (Ohio), 1982

412, vs. JMU, 1985

403, vs. East Carolina, 1981

First Downs

36, vs. VMI, 1991

36, vs. VMI, 1993

35, vs. Liberty, 2005

Most Interceptions

6, vs. Wake Forest, 1947

Best Defense Against the Run

-39 yds, vs. Colgate, 1988

-39 yds, vs. Villanova, 1996

-11 yds, Quantico, 1967

-6 yds, vs. Liberty, 2005

-6 yds, vs. Villanova, 1993

Best Defense Against the Pass

9 yds, vs. UMass, 1995

9 yds, vs. East Carolina, 1980

9 yds, vs. Appalachian State, 1976

10 yds, vs. Furman, 1999

11 yds, vs. VMI, 1993

Active players in bold.

Game-By-Game Results

Game 1

Maryland 27, William and Mary 14

College Park, Md. • Byrd Stadium • Sept. 2, 2006

COLLEGE PARK, Md. (9/2/06) -- On the strength of a strong offensive first half behind All-ACC quarterback Sam Hollenbach, Maryland knocked off William and Mary, 27-14, in the season-opener for both teams at Byrd Stadium.

Hollenbach completed 7-of-11 pass attempts for 149 yards in the opening half, and the Terrapins used two rushing scores by Lance Ball to build a commanding 24-7 lead at the break.

W&M bounced back with a solid defensive effort in the second half, limiting Maryland to 105 yards of total offense and only a third-quarter field goal, after the Terps churned out 261 yards in the opening half.

Junior Mike Potts highlighted an impressive fourth quarter for the Tribe, entering the game in the final period and completing 9-of-10 attempts for 99 yards and a touchdown.

Senior Elijah Brooks paced the Tribe's ground attack with 62 yards on 17 attempts, and sophomore D.J. McAulay led the receiving corps with 82 yards and a touchdown on five catches. Classmate Elliott Mack also pulled in five grabs for 26 yards, including a 12-yard touchdown reception from Jake Phillips in the second quarter.

Potts completed his first three attempts on his first turn with the offense, then hooked up with McAulay for a 49-yard touchdown pass on his second series to cut the deficit to 27-14 with 4:35 remaining.

Sophomore free safety Kevin Allen led the squad with eight total tackles, including five solo stops, and added his third-career interception in the first half. Sophomore Derek Cox recovered a fumble and registered three pass break-ups, while senior defensive end Josh Wright recovered a pair of Maryland fumbles.



Sophomore D.J. McAulay had five catches for 82 yards, both career-highs, at Maryland.

| | 1 | 2 | 3 | 4 | Final |
|------------------|----|----|---|---|-------|
| William and Mary | 0 | 7 | 0 | 7 | 14 |
| Maryland | 14 | 10 | 3 | 0 | 27 |

Scoring Summary

| Qtr | Team | Score | Time |
|-----|------|---|-------|
| 1st | UM | Ball 2 run (Ennis kick) | 8:04 |
| | UM | Lattimore 1 run (Ennis kick) | 3:56 |
| 2nd | UM | FG Ennis 39 | 12:19 |
| | W&M | Mack 9 pass from Phillips (Pritchard kick) | 7:16 |
| | UM | Ball 3 run (Ennis kick) | 0:53 |
| 3rd | UM | FG Ennis 25 | 11:13 |
| 4th | W&M | McAulay 49 pass from Potts (Pritchard kick) | 4:35 |

| | W&M | Maryland |
|--------------------|---------|----------|
| First Downs | 16 | 18 |
| Rushes - Yards | 29-84 | 40-213 |
| Att-Cmp-Int | 41-25-0 | 20-9-1 |
| Pass Yards | 226 | 153 |
| Total Offense | 310 | 366 |
| Total Plays | 70 | 60 |
| Fumbles - Lost | 0-0 | 3-3 |
| 3rd Down Conv. | 4-15 | 2-10 |
| Penalties - Yards | 2-15 | 1-10 |
| Sacks by - Yards | 0-0 | 2-13 |
| Time of Possession | 31:27 | 28:33 |

Rushing - W&M: Brooks 17-62, Phillips 9-12, Holmes 3-10. **Maryland:** Ball 15-86 (2TD), Lattimore 13-89 (TD), Allen 6-25, Hollenbach 1-11, Humber 1-2, Heyward-Bey 1-1, Steffy 2-0.

Passing - W&M: Phillips 31-16-0 127 (TD), Potts 10-9-0 99 (TD). **Maryland:** Hollenbach 15-9-0 153, Steffy 5-0-1 0.

Receiving - W&M: McAulay 5-82 (TD), Mack 5-26 (TD), Nicholas 4-46, Brooks 4-29, Holmes 3-6, Archer 2-15, Trinkle 1-12, Atchison 1-10. **Maryland:** Oquendo 3-55, Williams 2-47, Allen 2-0, Haynos 1-49, Gronkowski 1-9.

Defense - W&M: Allen 8 (5 solo, TFL, INT), Rutter 7 (0.5 TFL, PBU), Wheeling 6 (4 solo, 0.5 TFL), Tracy 5 (TFL), O'Neill 5, Riley 3 (TFL), Cox 3 (3 PBU, FR), Wright 2 (TFL, 2 FR), Pigram 2 (TFL).

Attendance: 49,763; **Time:** 2:43; **Weather:** 69, partly cloudy

Game 2

Maine 20, William and Mary 17

Williamsburg, Va. • Zable Stadium • Sept. 16, 2006

WILLIAMSBURG (9/16/06) -- Maine quarterback Ron Whitcomb rushed for a pair of scores and passed for another to lead the Black Bears past William and Mary, 20-17, in an Atlantic 10 Conference game at Zable Stadium.

Whitcomb, who finished with 64 yards rushing on 21 attempts and 98 yards through the air on 9-of-15 passing, crossed the goal line for the second time on an 8-yard run to give Maine a commanding 20-3 lead in the third quarter.

Tribe quarterback Jake Phillips passed for 184 yards and a touchdown, completing 22 of his career-high 44 attempts. Joe Nicholas brought in five receptions for 46 yards and a touchdown, and DeBrian Holmes scored on a 14-yard run, finishing with 26 yards on four attempts.

W&M's offense came alive behind Phillips in the third, as the Tribe engineered a nine-play, 74-yard scoring drive. Phillips completed a lateral swing pass to Holmes, who finished the drive with a 14-yard scoring run to cut the deficit to 20-10.

Corner Richard Riley ended Maine's next drive with an interception near midfield, but the Tribe's offensive try stalled at the Maine 37-yard line.

Josh Wright came up with another big defensive play on the next series, sacking Whitcomb for a 3-yard loss on first down. Maine eventually was forced to punt, giving it back to W&M.

Consecutive completions by Phillips to R.J. Archer moved the Tribe inside the 20-yard line, and Phillips eventually connected with Nicholas on an 8-yard touchdown pass that trimmed the Maine lead to 20-17 with 8:30 remaining.

W&M had two more possessions in the final seven minutes, but the Tribe could only manage one more first down the rest of the way.

McAulay finished with five catches for 53 yards, and Archer recorded three receptions for 25 yards. Brooks led the Tribe rushing attack with 29 yards on 12 carries.



Sophomore Kevin Allen forces a Maine fumble in the first quarter.

| | 1 | 2 | 3 | 4 | Final |
|------------------|---|---|---|---|-------|
| Maine | 7 | 7 | 6 | 0 | 20 |
| William and Mary | 3 | 0 | 7 | 7 | 17 |

Scoring Summary

| Qtr | Team | Score | Time |
|-----|------|--|-------|
| 1st | W&M | FG Pritchard 25 | 10:24 |
| | UM | Whitcomb 1 run (McNeill kick) | 0:25 |
| 2nd | UM | Williams 29 pass from Whitcomb (McNeill kick) | 10:52 |
| 3rd | UM | Whitcomb 8 run (McNeil kick failed) | 10:20 |
| | W&M | Holmes 14 run (Pritchard kick) | 5:49 |
| 4th | W&M | Nicholas 8 pass from Phillips (Pritchard kick) | 8:30 |

| | Maine | W&M |
|--------------------|--------|---------|
| First Downs | 16 | 17 |
| Rushes - Yards | 48-166 | 25-95 |
| Att-Cmp-Int | 15-9-1 | 44-22-0 |
| Pass Yards | 98 | 184 |
| Total Offense | 264 | 279 |
| Total Plays | 63 | 69 |
| Fumbles - Lost | 4-1 | 1-0 |
| 3rd Down Conv. | 5-13 | 8-18 |
| Penalties - Yards | 4-45 | 4-40 |
| Sacks by - Yards | 2-18 | 2-8 |
| Time of Possession | 31:47 | 28:13 |

Rushing - W&M: Brooks 12-29, Holmes 4-26 (TD), McAulay 1-15, Mack 1-14, Phillips 7-11. **Maine:** Gordon 23-100, Whitcomb 21-64 (2TD), Randall 1-5, TEAM 3-(-3).

Passing - W&M: Phillips 44-22-0 184 (TD), Archer 1-0-0. **Maine:** Whitcomb 15-9-1 98 (TD).

Receiving - W&M: McAulay 5-53, Nicholas 5-46 (TD), Archer 3-25, Holmes 3-9, Mack 2-18, Trinkle 2-5, Atchison 1-17, Brooks 1-11. **Maine:** Gordon 3-32, Williams 2-36 (TD), Pierre 2-22, Randall 1-8, Mulligan 1-0.

Defense - W&M: Rutter 10 (5 solo), Allen 8 (FF, 4 solo), Pigram 8, Wright 6 (Sack, PBU), O'Neill 5 (Sack, 4 solo), Larkins 5, Riley 5 (INT), Cox 2 (FR)

Attendance: 10,706; **Time:** 2:47; **Weather:** 70, overcast, light rain showers

Game-By-Game Results

Game 3

William and Mary 38, VMI 6

Williamsburg, Va. • Zable Stadium • Sept. 23, 2006

WILLIAMSBURG (9/23/06) -- Elijah Brooks rushed for 146 yards and three touchdowns to lead the Tribe past state-rival VMI, 38-6, at Zable Stadium.

W&M posted its 21st consecutive victory over VMI and snapped a six-game losing streak that dated back to the 2005 season.

Brooks recorded his sixth-career 100-yard rushing game and scored three rushing touchdowns for third time, as W&M ran for a season-high 262 yards. DeBrian Holmes added 59 yards rushing on only five carries, and the Tribe held a 472-243 advantage in total offense.

Barrett Way kicked a pair of field goals for VMI, hitting from 26 and 40 yards for the Keydets' only points of the game.

Jake Phillips completed 10 of 17 passing attempts for 111 yards, and Mike Potts threw for 99 yards and two touchdowns, on just 3-of-4 passing, after entering the contest in the third quarter.

Joe Nicholas led the Tribe receiving corps with 78 yards on three grabs, including a 54-yard scoring reception from Potts in the fourth quarter. Elliott Mack added 54 yards on three catches and had a 32-yard touchdown reception from Potts in the third quarter.

Redshirt freshman Adrian Tracy led the Tribe defense with nine stops, including 2.5 tackles for loss, all sacks, and forced a fumble, while Richard Riley added two unassisted stops behind the line of scrimmage. Trevor McLaurin had an interception, and T.J. O'Neill and Ryan Jones each recovered fumbles for the Tribe, which forced multiple turnovers for third time in three games. True freshman Max Harris had a pair of unassisted stops and forced a fourth-quarter VMI fumble.



Richard Riley celebrates after his 5-yard tackle for loss in the second quarter vs. VMI.

| | 1 | 2 | 3 | 4 | Final |
|------------------|----|---|----|---|-------|
| VMI | 3 | 0 | 0 | 3 | 6 |
| William and Mary | 14 | 7 | 10 | 7 | 38 |

Scoring Summary

| Qtr | Team | Score | Time |
|-----|------|--|-------|
| 1st | W&M | Brooks 20 run (Pritchard kick) | 11:26 |
| | VMI | FG Way 26 | 5:12 |
| 2nd | W&M | Brooks 16 run (Pritchard kick) | 3:28 |
| | W&M | Brooks 11 run (Pritchard kick) | 9:30 |
| 3rd | W&M | FG Pritchard 30 | 7:53 |
| | W&M | Mack 32 pass from Potts (Pritchard kick) | 4:07 |
| 4th | W&M | Nicholas 54 pass from Potts (Pritchard kick) | 14:51 |
| | VMI | FG Way 40 | 9:12 |

| | VMI | W&M |
|--------------------|--------|---------|
| First Downs | 16 | 25 |
| Rushes - Yards | 51-163 | 31-262 |
| Att-Cmp-Int | 11-5-1 | 21-13-1 |
| Pass Yards | 80 | 210 |
| Total Offense | 243 | 472 |
| Total Plays | 62 | 52 |
| Fumbles - Lost | 4-2 | 2-2 |
| 3rd Down Conv. | 2-12 | 5-7 |
| Penalties - Yards | 3-25 | 3-20 |
| Sacks by - Yards | 0-0 | 2-16 |
| Time of Possession | 35:15 | 24:45 |

Rushing - W&M: Brooks 15-146 (3 TD), Holmes 5-59, Viola 4-28, Bynum 1-12, McAulay 1-11, Nickerson 3-10, Phillips 2-(-4). **VMI:** Mizzer 26-101, Maypray 4-26, Smith 6-18, Hughes 10-9, Robinson 1-8, Mingsu 1-4, Wilson 3-(-3).

Passing - W&M: Phillips 17-10-1 111, Potts 4-3-0 99 (2 TD). **VMI:** Hughes 9-4-1 72, Wilson 2-1-0 8.

Receiving - W&M: Nicholas 3-78 (TD), Mack 3-54 (TD), Trinkle 2-26, Archer 2-24, McAulay 2-12, Holmes 1-16. **VMI:** Lloyd 3-26, Gilliland 1-28, Robinson 1-26.

Defense - W&M: Tracy 9 (5 solo, 2.5 TFL, 1.5 sack, FF), Ndubueze 8, Tra. McLaurin 7, Allen 6, Riley 4 (2 solo TFL), O'Neill 3 (FR), Jones 3 (FR), Harris 2 (2 solo, FF), Tre. McLaurin 2 (INT).

Attendance: 10,208; **Time:** 2:28; **Weather:** 83, Mostly Cloudy, Humid

Game 4

Hofstra 16, William and Mary 14

Williamsburg, Va. • Zable Stadium • Sept. 30, 2006

WILLIAMSBURG (9/30/06) -- Rob Zarrilli's third field goal, a 47-yarder with 7:20 remaining in the fourth quarter, lifted Hofstra to a 16-14 victory over William and Mary in Atlantic 10 Football action at sold out Zable Stadium.

Hofstra earned its first conference victory under first-year head coach Dave Cohen and dropped the Tribe to 0-2 in league play and 1-3 overall.

Anton Clarkson passed for 212 yards and a first-half touchdown, an 8-yard strike to R.C. Scarpa, and Zarrilli booted two field goals to give the Pride a 13-7 lead at halftime.

The Tribe rallied to take a 14-13 lead on Jake Phillips' 46-yard flea-flicker touchdown pass to Joe Nicholas with 4:40 remaining in the third quarter, but W&M was held scoreless the rest of the way.

Phillips was 9-for-22 on the day for 189 yards and two touchdowns, including a 10-yard scoring pass to tight end Drew Atchison in the first quarter. Elijah Brooks rushed for 79 yards on 15 attempts, and Nicholas finished with three grabs for 70 yards, his 22nd-straight game with at least one reception.

Tribe defensive tackle C.J. Herbert blocked a 33-yard field goal attempt, preserving the 14-13 lead early in the fourth, before Zarrilli booted the game-winner.

Tracy and Herbert led another solid second-half effort for the Tribe defense, which allowed only the fourth quarter field goal, while limiting the Pride to 17 yards rushing and 132 total yards over the final 30 minutes. Herbert had a solo sack in the second half, in addition to his blocked field goal, while defensive end Adrian Tracy shared the team lead with sophomore linebacker Michael Pigram with 10 total tackles.



Joe Nicholas scores on a 46-yard reception in the third quarter vs. Hofstra.

| | 1 | 2 | 3 | 4 | Final |
|------------------|---|----|---|---|-------|
| Hofstra | 0 | 13 | 0 | 3 | 16 |
| William and Mary | 7 | 0 | 7 | 0 | 14 |

Scoring Summary

| Qtr | Team | Score | Time |
|-----|------|---|-------|
| 1st | W&M | Atchison 10 pass from Phillips (Pritchard kick) | 9:14 |
| 2nd | HU | Scarpa 8 pass from Clarkson n(Zarrilli kick) | 10:22 |
| | HU | FG 24 Zarrilli | 6:00 |
| 3rd | HU | FG 45 Zarrilli | 0:47 |
| | W&M | Nicholas 46 pass from Phillips (Pritchard kick) | 4:40 |
| 4th | HU | FG Zarrilli 47 | 7:20 |

| | HU | W&M |
|--------------------|---------|--------|
| First Downs | 20 | 11 |
| Rushes - Yards | 36-132 | 29-70 |
| Att-Cmp-Int | 34-18-0 | 22-9-1 |
| Pass Yards | 212 | 189 |
| Total Offense | 344 | 259 |
| Total Plays | 70 | 51 |
| Fumbles - Lost | 1-1 | 1-0 |
| 3rd Down Conv. | 5-16 | 3-12 |
| Penalties - Yards | 5-55 | 7-65 |
| Sacks by - Yards | 3-25 | 2-17 |
| Time of Possession | 33:51 | 26:09 |

Rushing - W&M: Brooks 15-79, Bynum 1-1, Holmes 3-(-2), Phillips 10-(-8). **HU:** Huggins 16-78, Villante 1-36, Crenshaw 8-31, Clarkson 8-(-4).

Passing - W&M: Phillips 22-9-1, 189 (2 TD). **HU:** Clarkson 33-18-0, 212 (TD), Crenshaw 1-0-0.

Receiving - W&M: Nicholas 3-70 (TD), McAulay 2-53, Brooks 1-30, Archer 1-19, Atchison 1-10 (TD), Trinkle 1-7. **HU:** Sullivan 6-69, Smith 5-76, Huggins 3-16, Brooks 1-30, Scarpa 1-8 (TD), Riley 1-8, Lewis 1-5.

Defense - W&M: Pigram 10 (9 solo, TFL), Tracy 10 (4 solo, 2 TFL, sack), Wheeling 7, Williamson 6, Wright 6 (FF), Cox 5 (5 solo, PBU), Herbert 4 (TFL, sack, Blocked FG), O'Neill 2 (FR).

Attendance: 12,259; **Time:** 2:51; **Weather:** 75, Sunny

Game-By-Game Results

Game 5

#10 UMass 48, William and Mary 7

Amherst, Mass. • McGuirk Stadium • Oct. 7, 2006

AMHERST, Mass. (10/7/06) -- Massachusetts' Steve Baylark rushed for 187 yards and two touchdowns, and Tony Nelson added three rushing touchdowns to lead the 10th-ranked Minutemen past William and Mary, 48-7, in Atlantic 10 Football action at McGuirk Stadium.

Baylark and Nelson each scored twice in the first half as UMass (4-1, 2-0 A-10) found the end zone on its first four possessions of the game to build a comfortable 28-0 lead at the half. W&M (1-4, 0-3) dropped its seventh-straight conference game and suffered its largest margin of defeat in conference play since joining the A-10 in 1993.

Nelson finished with 69 yards rushing, and Liam Coen passed for 275 yards, completing 12 of 17 attempts, and a touchdown as the Minutemen gained 596 total yards of offense.

Mike Potts completed 27 of 50 passing attempts for a career-high 244 yards and provided the Tribe's only points of the contest on a 35-yard touchdown pass to Joe Nicholas in the third quarter. Nicholas finished with five catches for 62 yards and recorded his fourth consecutive game with a scoring reception.

Potts guided the Tribe on a 10-play, 78-yard drive to get W&M on the board. Potts completed passes to eight different receivers on the afternoon in his first start of the season, also recording career-highs on attempts and completions.

D.J. McAulay had four catches for 47 yards, and tight end Matt Trinkle had a season-high four receptions for 27 yards.

Elijah Brooks rushed for 30 yards on 10 carries, but the Minutemen's stout defense held the Tribe to a net of 30 yards rushing and a 6-for-19 effort on third downs.



Mike Potts had career-highs in attempts (50), completions (27) and yards (244) vs. UMass.

| | 1 | 2 | 3 | 4 | Final |
|------------------|----|----|----|----|-------|
| William and Mary | 0 | 0 | 7 | 0 | 7 |
| Massachusetts | 14 | 14 | 10 | 10 | 48 |

Scoring Summary

| Qtr | Team | Score | Time |
|-----|-------|--|-------|
| 1st | UMass | Baylark 23 run (Koepplin kick) | 7:15 |
| | UMass | Baylark 6 run (Koepplin kick) | 2:31 |
| 2nd | UMass | Nelson 4 run (Koepplin kick) | 11:12 |
| | UMass | Nelson 5 run (Koepplin kick) | 5:26 |
| 3rd | UMass | FG Koepplin 30 | 11:02 |
| | UMass | Nelson 29 pass from Coen (Koepplin kick) | 5:45 |
| | W&M | Nicholas 35 pass from Potts (Pritchard kick) | 0:35 |
| 4th | UMass | Nelson 2 run (Koepplin kick) | 13:28 |
| | UMass | FG Koepplin 40 | 7:24 |

| | W&M | UMass |
|--------------------|---------|---------|
| First Downs | 16 | 22 |
| Rushes - Yards | 21-30 | 40-278 |
| Att-Cmp-Int | 50-27-1 | 19-13-0 |
| Pass Yards | 244 | 318 |
| Total Offense | 274 | 596 |
| Total Plays | 71 | 59 |
| Fumbles - Lost | 3-0 | 1-0 |
| 3rd Down Conv. | 6-19 | 4-9 |
| Penalties - Yards | 2-25 | 5-70 |
| Sacks by - Yards | 0-0 | 2-10 |
| Time of Possession | 32:59 | 27:01 |

Rushing - W&M: Brooks 10-35, Holmes 3-6, Viola 1-4, Bynum 2-4, McAulay 1-(4), Potts 4-(15). **UMass:** Baylark 22-187 (2 TD), Nelson 13-69 (3 TD), Coen 1-8, Barthel 1-6, Montgomery 2-4, Cefalo 1-4.

Passing - W&M: Potts 50-27-1, 244 (TD). **UMass:** Coen 17-12-0, 275 (TD), Woodward 2-1-0, 43.

Receiving - W&M: Nicholas 5-62 (TD), Brooks 5-12, McAulay 4-47, Trinkle 4-27, Holmes 4-14, Archer 2-54, Mack 2-19, Taylor 1-9. **UMass:** Moore 5-118 (TD), London 3-83, Listorti 2-40, Harrington 2-34, Bailey 1-43.

Defense - W&M: Cox 9 (5 solo, PBU), O'Neill 7, Tra. McLaurin 8, Riley 7 (3 solo, FF), Allen 6, Wheeling 5 (TFL).

Attendance: 15,822; **Time:** 2:45; **Weather:** 58, Partly Cloudy

Game 6

William and Mary 14, Liberty 13

Lynchburg, Va. • Williams Stadium • Oct. 14, 2006

LYNCHBURG, Va. (10/14/06) -- Elijah Brooks rushed for 101 yards and two touchdowns, and the Tribe hung on for a 14-13 victory over state-rival Liberty at Williams Stadium in Lynchburg.

Brooks eclipsed the 2000-yard career rushing mark in the second quarter en route to his seventh-career 100-yard game, as W&M (2-4) snapped a two-game losing streak. Brooks' second touchdown with 5:50 remaining in the third quarter proved to be the difference, but the outcome wasn't certain until Liberty (3-3) kicker Ben Beasley missed a 37-yard field goal with 2:07 remaining, the Flames' third failed field goal attempt of the contest.

Liberty (3-3), which churned out 315 yards rushing and held a 386-285 advantage in total yards, took a 13-7 lead on Zach Terrell's 6-yard touchdown run, his second, and Beasley's extra point with 10:57 remaining in the third quarter, but the advantage was only six points because the Tribe's C.J. Herbert blocked a point-after attempt in the first half.

Mike Potts, who split time at quarterback with Jake Phillips, finished 5-for-8 through the air for 77 yards and connected with R.J. Archer on a 46-yard completion that set up Brooks' game-winning, 5-yard run in the third. Phillips completed two passes on the afternoon and contributed to a solid Tribe rushing attack with 42 yards on seven attempts, including a key first down run that enable W&M to run out the clock in the closing minutes.

The Flames also had an opportunity to retake the lead in the third, but senior Travis McLaurin blocked a 35-yard field goal attempt by Beasley with 1:32 on the clock.

Derek Cox paced the defense with a career-high 14 tackles, including nine unassisted, and Chris Ndubueze had a season-high 11 stops, including a key unassisted quarterback sack in the fourth quarter for a 7-yard loss on a third down play. Alan Wheeling finished 11 tackles as well and had a 33-yard interception return that set up Brooks' first score, and sophomore Michael Pigram finished with 10 stops.



Elijah Brooks after his second rushing touchdown at Liberty.

| | 1 | 2 | 3 | 4 | Final |
|------------------|---|---|---|---|-------|
| William and Mary | 0 | 7 | 7 | 0 | 14 |
| Liberty | 0 | 6 | 7 | 0 | 13 |

Scoring Summary

| Qtr | Team | Score | Time |
|-----|------|-------------------------------|-------|
| 2nd | W&M | Brooks 3 run (Pritchard kick) | 8:27 |
| | LU | Terrell 1 run (Kick blocked) | 0:55 |
| 3rd | LU | Terrell 6 run (Kolegue kick) | 10:57 |
| | W&M | Brooks 5 run (Pritchard kick) | 5:50 |

| | W&M | Liberty |
|--------------------|--------|---------|
| First Downs | 17 | 24 |
| Rushes - Yards | 37-177 | 55-315 |
| Att-Cmp-Int | 17-7-1 | 15-8-1 |
| Pass Yards | 95 | 71 |
| Total Offense | 272 | 386 |
| Total Plays | 54 | 70 |
| Fumbles - Lost | 0-0 | 1-0 |
| 3rd Down Conv. | 6-13 | 9-15 |
| Penalties - Yards | 8-58 | 9-85 |
| Sacks by - Yards | 1-7 | 0-0 |
| Time of Possession | 23:59 | 36:01 |

Rushing - W&M: Brooks 23-101 (2 TD), Phillips 7-42, Holmes 3-15, Mack 1-11. **Liberty:** Jennings 22-186, Lawrence 11-60, Terrell 14-45 (2 TD), Smith 2-10, Stokes 5-9, Jackson 1-5.

Passing - W&M: Potts 8-5-0, 77; Phillips 9-2-1, 18. **Liberty:** Smith 12-6-1, 57; Terrell 3-2-0, 14.

Receiving - W&M: Archer 2-49, Nicholas 2-18, Brooks 2-14, Trinkle 1-14. **Liberty:** Jackson 5-51, Bolden 3-20.

Defense - W&M: Cox 14 (9 solo), Wheeling 11 (INT), Ndubueze 11 (TFL, sack), Pigram 10, Tracy 8 (TFL), Larkins 7, Allen 6 (FF), Tra. McLaurin (Blkd FG), Herbert (Blkd PAT).

Attendance: 15,631; **Time:** 2:36; **Weather:** 56, Sunny

Game-By-Game Results

Game 7

#8 JMU 31, William and Mary 17

Harrisonburg, Va. • Bridgeforth Stadium • Oct. 21, 2006

HARRISONBURG, Va. (10/21/06) -- James Madison quarterback Justin Rascati passed for 211 yards and two touchdowns, and Eugene Holloman rushed for 118 yards and a first-half score to lead the eighth-ranked Dukes past William and Mary, 31-17, Bridgeforth Stadium.

JMU won its fifth consecutive game to remain unbeaten in Atlantic 10 play, while W&M dropped its fourth-straight conference game and eighth-straight A-10 game overall dating back to last season.

Rascati threw an 11-yard touchdown pass to Mike Caussin on the game's opening possession and later added a 55-yard scoring strike to Ardon Bransford in the fourth quarter that extended the Dukes' lead to 31-10 with under four minutes remaining.

Elijah Brooks rushed for 99 yards and a touchdown for the Tribe, finishing one yard shy of his eighth career 100-yard game. Mike Potts completed 15 of 24 attempts for 187 yards and a touchdown, and Matt Trinkle pulled in four catches for a career-high 57 yards.

Potts engineered a late six-play, 73-yard scoring drive that ended with a 5-yard touchdown pass to John Taylor. Potts hooked up with Trinkle for a 12-yard reception on the drive and also hit Elliott Mack for a 27-yard gain before connecting on Taylor's first touchdown grab of the season.

Chris Ndubueze paced the defense with 10 total tackles, including eight unassisted stops and a solo tackle for loss, and Travis McLaurin had a 9-yard interception return, his first pick since the 2003 season.



Travis McLaurin returns an interception in the loss at JMU.

| | 1 | 2 | 3 | 4 | Final |
|------------------|---|----|---|----|-------|
| William and Mary | 0 | 7 | 0 | 10 | 17 |
| James Madison | 7 | 10 | 7 | 7 | 31 |

Scoring Summary

| Qtr | Team | Score | Time |
|-----|------|---|-------|
| 1st | JMU | Caussin 11 pass from Rascati (Rabil kick) | 6:39 |
| 2nd | W&M | Brooks 2 run (Pritchard kick) | 11:34 |
| | JMU | Holloman 1 run (Rabil kick) | 8:46 |
| | JMU | FG Rabil 28 | 0:00 |
| 3rd | JMU | Bolton 2 run (Rabil kick) | 7:48 |
| 4th | W&M | FG Pritchard 29 | 14:55 |
| | JMU | Bransford 55 pass from Rascati (Rabil kick) | 3:49 |
| | W&M | Taylor 5 pass from Potts (Pritchard kick) | 2:23 |

| | W&M | JMU |
|--------------------|---------|---------|
| First Downs | 19 | 20 |
| Rushes - Yards | 32-112 | 40-185 |
| Att-Cmp-Int | 31-17-0 | 21-15-1 |
| Pass Yards | 214 | 211 |
| Total Offense | 326 | 396 |
| Total Plays | 63 | 61 |
| Fumbles - Lost | 1-0 | 1-0 |
| 3rd Down Conv. | 5-14 | 6-12 |
| Penalties - Yards | 3-27 | 6-55 |
| Sacks by - Yards | 1-2 | 6-30 |
| Time of Possession | 29:45 | 30:15 |

Rushing - W&M: Brooks 19-99 (TD), Mack 1-20, Holmes 1-2, Bynum 1-2, Potts 1-(-1), Phillips 9-(-10). **JMU:** Holloman 22-118 (TD), Landers 2-32, Rascati 12-26, Bolton 3-10.

Passing - W&M: Potts 24-15-0, 187, TD; Phillips 7-2-0, 27. **JMU:** Rascati 21-15-1, 211, 2 TD.

Receiving - W&M: Trinkle 4-57, Brooks 4-25, Taylor 3-35 (TD), Mack 2-48, Atchison 2-27, Archer 2-22. **JMU:** Bransford 7-123 (TD), Landers 2-24, Williams 2-17, Boxley 1-15, Baker 1-11, Caussin 1-11 (TD), Newman 1-10.

Defense - W&M: Ndubueze 10 (TFL), Tra. McLaurin 9 (INT), Cox 7 (5 solo), Wheeling 6, Wright 5 (Sack), Tracy 4 (2.5 TFL, PBU).

Attendance: 15,573; **Time:** 2:40; **Weather:** 65, clear

Game 8

Villanova 35, William and Mary 31

Williamsburg, Va. • Zable Stadium • Oct. 28, 2006

WILLIAMSBURG (10/28/06) -- Marvin Burroughs' 1-yard quarterback sneak for a touchdown with 35 seconds remaining lifted Villanova over William and Mary, 35-31, in an Atlantic 10 contest at Zable Stadium.

Villanova racked up 508 yards of total offense behind Burroughs to snap a two-game losing streak and send W&M to its ninth-consecutive conference loss, dating back to last season.

Burroughs completed 15 of 19 attempts for 284 yards and two touchdowns and finished with a net of 31 yards rushing, which included the game-winning 1-yard dive in the final minute. The Wildcats covered 67 yards on the drive in 1:34, with no timeouts, after the Tribe's Blair Pritchard gave W&M a 31-28 lead with 2:09 remaining on a 27-yard field goal.

Elijah Brooks rushed for 142 yards and two touchdowns for the Tribe and moved into ninth place on the school's career rushing list (2,298). The senior needed just 16 yards to crack the top 10 entering the day and used his third 100-yard game of the season, and eighth of his career, to continue his move up the career chart.

Mike Potts went the distance at quarterback and completed 12 of 24 attempts for 197 yards, including a 57-yard, fourth-quarter touchdown pass to tight end Drew Atchison that tied the game, 28-28, with 7:17 remaining. Potts also added his first-career touchdown run on a 1-yard keeper in the first half.



Drew Atchison scores on a 57-yard touchdown reception against Villanova.

| | 1 | 2 | 3 | 4 | Final |
|------------------|----|----|---|----|-------|
| Villanova | 7 | 10 | 3 | 15 | 35 |
| William and Mary | 14 | 7 | 0 | 10 | 31 |

Scoring Summary

| Qtr | Team | Score | Time |
|-----|------|--|------|
| 1st | VU | May 31 pass from Burroughs (Marcoux kick) | 9:39 |
| | W&M | Brooks 2 run (Pritchard kick) | 3:23 |
| | W&M | Brooks 2 run (Pritchard kick) | 0:14 |
| 2nd | W&M | Potts 1 run (Pritchard kick) | 8:13 |
| | VU | Atkinson 28 pass from Burroughs (Marcoux kick) | 5:58 |
| | VU | FG Marcoux 24 | 0:28 |
| 3rd | VU | FG Marcoux 27 | 3:26 |
| 4th | VU | May 6 run (Sherry pass from Burroughs) | 8:01 |
| | W&M | Atchison 57 pass from Potts (Pritchard kick) | 7:17 |
| | W&M | FG Pritchard 27 | 2:09 |
| | VU | Burroughs 1 run (Marcoux kick) | 0:35 |

| | VU | W&M |
|--------------------|---------|---------|
| First Downs | 24 | 22 |
| Rushes - Yards | 44-224 | 42-171 |
| Att-Cmp-Int | 19-15-0 | 24-12-0 |
| Pass Yards | 284 | 197 |
| Total Offense | 508 | 368 |
| Total Plays | 63 | 66 |
| Fumbles - Lost | 3-2 | 0-0 |
| 3rd Down Conv. | 6-10 | 6-14 |
| Penalties - Yards | 5-52 | 3-34 |
| Sacks by - Yards | 1-15 | 3-21 |
| Time of Possession | 29:26 | 30:34 |

Rushing - W&M: Brooks 30-142 (2 TD), Holmes 7-26, Mack 3-17, Potts 2-(-14) (TD). **VU:** Dicken 16-96, May 9-46, Jones 5-46, Burroughs 13-31 (TD), Atkinson 1-5.

Passing - W&M: Potts 24-12-0, 197, TD. **VU:** Burroughs 19-15-0, 284, 2 TD.

Receiving - W&M: Nicholas 4-62, Atchison 2-66 (TD), Archer 2-36, Trinkle 2-10, Taylor 1-18, Mack 1-5. **VU:** May 3-81 (TD), Atkinson 3-59 (TD), Sherry 2-60, Harvey 2-56, Smith 2-15, Jones 2-9, Koroma 1-4.

Defense - W&M: Ndubueze 10 (6 solo, TFL, sack), Allen 9 (6 solo), Tracy 8 (1.5 TFL), Wright 8 (2 TFL, 1.5 sacks), Pigram 6 (TFL, 2 FF), Tra. McLaurin 6 (FR), Harris (FR).

Attendance: 10,629; **Time:** 2:58; **Weather:** 71, Strong Wind, Clear

Game-By-Game Results



Game 9

William and Mary 29, #21 Towson 28

Towson, Md. • Unitas Stadium • Nov. 4, 2006

TOWSON, Md. (11/4/06) -- Blair Pritchard kicked a 34-yard field goal, his third of the game, with five seconds remaining to lift William and Mary to a 29-28 victory over 21st-ranked Towson at Johnny Unitas Stadium.


W&M picked up its first conference victory of the season and snapped a nine-game losing streak in league games, dating back to last season.

Mike Potts passed for a career-high 409 yards and two touchdowns, completing 28 of 44 attempts to post the second-best single-game passing performance in school history. Elijah Brooks rushed for a career-high 165 yards on 22 carries and passed for a touchdown, as the Tribe piled up 630 yards of total offense, the most ever yielded by Towson.

Potts' top targets on the day were Joe Nicholas and R.J. Archer, as the pair combined for 226 yards on 12 catches. Nicholas had six grabs for 104 yards and two touchdowns, one a 76-yard catch from Potts and the other a 6-yard reception from Brooks. Archer recorded six receptions for 122 yards, both career-highs. D.J. McAulay had a 45-yard touchdown catch from Potts in the fourth quarter that cut the Tribe's deficit to 28-23.

Pritchard booted a career-long 34-yarder with 4:48 remaining to trim the Tigers' lead to 28-26, then matched the distance on the game-winner.

Adrian Tracy highlighted a strong second-half performance by the defense, finishing with four tackles for loss, including a career-high three quarterback sacks. Chris Ndubueze had a team-high 13 tackles with two for loss, and David Houff had a second-half interception.



Mike Potts passed for 409 yards and two touchdowns in the win at Towson.

| | 1 | 2 | 3 | 4 | Final |
|------------------|----|----|---|----|-------|
| William and Mary | 3 | 14 | 0 | 12 | 29 |
| Towson | 14 | 7 | 0 | 7 | 28 |

Scoring Summary

| Qtr | Team | Score | Time |
|-----|------|--|-------|
| 1st | W&M | FG Pritchard 18 | 11:33 |
| | TU | McClaude 7 pass from Schaefer (Halbruner kick) | 7:36 |
| | TU | Yancey 39 pass from Schaefer (Halbruner kick) | 2:59 |
| 2nd | W&M | Nicholas 76 pass from Potts (Pritchard kick) | 13:16 |
| | TU | Arnold 31 pass from Schaefer (Halbruner kick) | 8:03 |
| | W&M | Nicholas 6 pass from Brooks (Pritchard kick) | 2:25 |
| 4th | TU | Yancey 5 pass from Schaefer (Halbruner kick) | 13:06 |
| | W&M | McAulay 45 pass from Potts (Potts pass failed) | 11:14 |
| | W&M | FG Pritchard 34 | 4:48 |
| | W&M | FG Pritchard 34 | 0:05 |

| | W&M | TU |
|--------------------|---------|---------|
| First Downs | 27 | 23 |
| Rushes - Yards | 29-209 | 26-88 |
| Att-Cmp-Int | 46-30-1 | 51-33-1 |
| Pass Yards | 421 | 367 |
| Total Offense | 630 | 455 |
| Total Plays | 75 | 77 |
| Fumbles - Lost | 0-0 | 2-1 |
| 3rd Down Conv. | 2-12 | 8-15 |
| Penalties - Yards | 2-20 | 7-45 |
| Sacks by - Yards | 5-25 | 0-0 |
| Time of Possession | 29:46 | 30:14 |

Rushing - W&M: Brooks 22-165, Holmes 3-39, Potts 3-5. **TU:** McClaude 11-65, Miles 2-16, Williams 7-15, Schaefer 6-(-8).

Passing - W&M: Potts 44-28-1, 409, 2 TD; Brooks 1-1-0, 6, TD; Taylor 1-1-0, 6. **TU:** Schaefer 51-33-1, 367, 4 TD.

Receiving - W&M: Archer 6-122, Nicholas 6-104 (2 TD), Brooks 5-33, Mack 4-49, Trinkle 3-20, McAulay 2-51 (TD), Holmes 2-29, Atchison 2-13. **TU:** Arnold 11-119 (TD), Harrison 6-90, Lee 6-63, Yancey 4-66 (2 TD), McClaude 2-12 (TD), Williams 2-0, Perry 1-11, Brown 1-6.

Defense - W&M: Ndubueze 13 (8 solo, 2 TFL, sack), Cox 11 (8 solo, 2 PBU), Pigram 10 (7 solo), Tracy 9 (6 solo, 4 TFL, 3 sacks, FF), Houff 6 (6 solo, INT, PBU), Tra. McLaurin 5 (5 solo, 2 PBU), Lissemore 5 (4 solo, sack).

Attendance: 2,465; **Time:** 2:55; **Weather:** 49, Partly Cloudy



Quarterback Club Players of the Week

2006 Quarterback Club Weekly Awards - Towson 11/4

Offense



Mike Potts, Jr., QB

Potts completed a career-best 28 passes on 44 attempts for a career-high 409 yards and two touchdowns. Potts' 409-yard effort is the second most in school history. Had scoring passes of 76 and 45 yards.

Previous Winners

Maryland - Sept. 2

Cody Morris, Sr., OL

Team 310 yards of total offense

Maine - Sept. 16

Matt Trinkle, Sr., TE

2 rec., 5 yards

VMI - Sept. 23

Elijah Brooks, Sr., RB

15 att., 146 yards rushing, 3 touchdowns

Hofstra - Sept. 30

Elijah Brooks, Sr., RB

15 att., 79 yards rushing, 1 rec., 30 yards

Massachusetts - Oct. 7

Joe Nicholas, Jr., WR

5 rec., 62 yards, TD; 35-yard scoring catch.

Liberty - Oct. 14

Brent Cochran, Jr., OL

Team rushed for 170 yards, averaged 4.6 yards per rush

James Madison - Oct. 21

Elijah Brooks, Sr., RB


19 att., 99 yards, TD; Four receptions, 25 yards

Villanova - Oct. 28

Drew Atchison, Jr., TE

Two receptions for career-high 66 yards, including 57-yard TD

Defense



Adrian Tracy, RF, DE

Tracy tallied nine total tackles in the Tribe's win at Towson and recorded a career-high three unassisted quarterback sacks. He also forced a fumble and had another solo tackle for loss.

Previous Winners

Maryland - Sept. 2

Derek Cox, So., CB

3 TT, 3 PBU, fumble recovery

Maine - Sept. 16

Josh Wright, Sr., DE

6 TT, 2 solo, solo sack

VMI - Sept. 23

Adrian Tracy, RF, DE

9 total tackles, 5 solo, 2.5 tackles for loss, 1.5 sacks, forced fumble

Hofstra - Sept. 30

Michael Pigram, So., LB

10 total tackles, 9 solo, forced fumble

Massachusetts - Oct. 7

Derek Cox, So., DB

Career-high nine total tackles, five solo, PBU

Liberty - Oct. 14

Alan Wheeling, Sr., DB

Career-high 11 total tackles, 33-yard interception return

James Madison - Oct. 21

Chris Ndubueze, Sr., LB

10 total tackles, eight unassisted, solo TFL

Villanova - Oct. 28

Josh Wright, Sr., DE

Eight total tackles, 2.0 TFL, 1.5 quarterback sacks

Special Teams



Blair Pritchard, Sr., PK

Pritchard kicked a career-high three field goals, including the game-winning 34-yarder with five seconds remaining. Booted kicks of 18, 34 and 34 yards. Also downed a punt inside the Tigers' 10-yard line.

Previous Winners

Maryland - Sept. 2

DeBrian Holmes, So., KR/RB

4 KO returns for 90 yards, including long of 32 yards

Maine - Sept. 16

Drew Atchison, Jr., TE

1 rec., 17 yards

VMI - Sept. 23

Derek Cox, So., PR

4 punt returns, 42 yards, 24-yard long

Hofstra - Sept. 30

Blair Pritchard, Sr., P

5 punts, 230 yards, 46.0 average, 50-yard long, 1 inside 20

Massachusetts - Oct. 7

none

Liberty - Oct. 14

C.J. Herbert, RF, DL

Blocked PAT in one-point victory

James Madison - Oct. 21

David Houff, So., DB

Two tackles in kick coverage, four overall

Villanova - Oct. 28

Max Harris, Fr., DB

Recovered a fumble on kickoff coverage

2006 William and Mary Football
 William and Mary Overall Team Statistics (as of Nov 04, 2006)
 All games

| TEAM STATISTICS | WM | OPP |
|------------------------------|-----------|-----------|
| ----- | | |
| SCORING..... | 181 | 224 |
| Points Per Game..... | 20.1 | 24.9 |
| FIRST DOWNS..... | 170 | 183 |
| Rushing..... | 79 | 100 |
| Passing..... | 82 | 72 |
| Penalty..... | 9 | 11 |
| RUSHING YARDAGE..... | 1210 | 1764 |
| Yards gained rushing..... | 1413 | 1975 |
| Yards lost rushing..... | 203 | 211 |
| Rushing Attempts..... | 275 | 380 |
| Average Per Rush..... | 4.4 | 4.6 |
| Average Per Game..... | 134.4 | 196.0 |
| TDs Rushing..... | 10 | 16 |
| PASSING YARDAGE..... | 1980 | 1794 |
| Att-Comp-Int..... | 296-162-5 | 204-125-6 |
| Average Per Pass..... | 6.7 | 8.8 |
| Average Per Catch..... | 12.2 | 14.4 |
| Average Per Game..... | 220.0 | 199.3 |
| TDs Passing..... | 13 | 11 |
| TOTAL OFFENSE..... | 3190 | 3558 |
| Total Plays..... | 571 | 584 |
| Average Per Play..... | 5.6 | 6.1 |
| Average Per Game..... | 354.4 | 395.3 |
| KICK RETURNS: #-YARDS..... | 33-654 | 32-544 |
| PUNT RETURNS: #-YARDS..... | 16-125 | 16-86 |
| INT RETURNS: #-YARDS..... | 6-62 | 5-0 |
| KICK RETURN AVERAGE..... | 19.8 | 17.0 |
| PUNT RETURN AVERAGE..... | 7.8 | 5.4 |
| INT RETURN AVERAGE..... | 10.3 | 0.0 |
| FUMBLES-LOST..... | 8-2 | 20-10 |
| PENALTIES-YARDS..... | 34-311 | 46-442 |
| Average Per Game..... | 34.6 | 49.1 |
| PUNTS-YARDS..... | 42-1485 | 30-1205 |
| Average Per Punt..... | 35.4 | 40.2 |
| Net punt average..... | 33.3 | 36.0 |
| TIME OF POSSESSION/GAME..... | 28:37 | 31:23 |
| 3RD-DOWN CONVERSIONS..... | 45/124 | 47/112 |
| 3rd-Down Pct..... | 36% | 42% |
| 4TH-DOWN CONVERSIONS..... | 10/20 | 7/9 |
| 4th-Down Pct..... | 50% | 78% |
| SACKS BY-YARDS..... | 16-96 | 16-111 |
| MISC YARDS..... | 9 | 0 |
| TOUCHDOWNS SCORED..... | 23 | 27 |
| FIELD GOALS-ATTEMPTS..... | 7-10 | 12-16 |
| PAT-ATTEMPTS..... | 22-22 | 24-26 |
| ATTENDANCE..... | 43802 | 99254 |
| Games/Avg Per Game..... | 4/10950 | 5/19851 |
| Neutral Site Games..... | | 0/0 |

| SCORE BY QUARTERS | 1st | 2nd | 3rd | 4th | Total |
|----------------------|-----|-----|-----|-----|-------|
| ----- | | | | | |
| William and Mary.... | 41 | 49 | 38 | 53 | 181 |
| Opponents..... | 66 | 77 | 36 | 45 | 224 |

2006 William and Mary Football
 William and Mary Overall Individual Statistics (as of Nov 04, 2006)
 All games

| RUSHING | GP | Att | Gain | Loss | Net | Avg | TD | Long | Avg/G |
|----------------|----|-----|------|------|------|------|----|------|-------|
| Elijah Brooks | 9 | 163 | 885 | 27 | 858 | 5.3 | 8 | 25 | 95.3 |
| DeBrian Holmes | 9 | 33 | 194 | 13 | 181 | 5.5 | 1 | 25 | 20.1 |
| Elliott Mack | 9 | 6 | 73 | 11 | 62 | 10.3 | 0 | 27 | 6.9 |
| Jake Phillips | 6 | 44 | 155 | 112 | 43 | 1.0 | 0 | 13 | 7.2 |
| Tony Viola | 8 | 5 | 32 | 0 | 32 | 6.4 | 0 | 11 | 4.0 |
| Raphael Bynum | 8 | 6 | 31 | 0 | 31 | 5.2 | 0 | 12 | 3.9 |
| D.J. McAulay | 6 | 3 | 26 | 4 | 22 | 7.3 | 0 | 15 | 3.7 |
| Matt Nickerson | 4 | 3 | 10 | 0 | 10 | 3.3 | 0 | 5 | 2.5 |
| TEAM | 2 | 2 | 0 | 4 | -4 | -2.0 | 0 | 0 | -2.0 |
| Mike Potts | 7 | 10 | 7 | 32 | -25 | -2.5 | 1 | 3 | -3.6 |
| Total..... | 9 | 275 | 1413 | 203 | 1210 | 4.4 | 10 | 27 | 134.4 |
| Opponents..... | 9 | 380 | 1975 | 211 | 1764 | 4.6 | 16 | 62 | 196.0 |

| PASSING | GP | Effic | Att-Cmp-Int | Pct | Yds | TD | Lng | Avg/G |
|----------------|----|--------|-------------|-------|------|----|-----|-------|
| Mike Potts | 7 | 141.22 | 164-99-2 | 60.4 | 1312 | 8 | 76 | 187.4 |
| Jake Phillips | 6 | 95.58 | 129-61-3 | 47.3 | 656 | 4 | 46 | 109.3 |
| R.J. Archer | 9 | 0.00 | 1-0-0 | 0.0 | 0 | 0 | 0 | 0.0 |
| Chris. Taylor | 9 | 150.40 | 1-1-0 | 100.0 | 6 | 0 | 6 | 0.7 |
| Elijah Brooks | 9 | 480.40 | 1-1-0 | 100.0 | 6 | 1 | 6 | 0.7 |
| Total..... | 9 | 122.03 | 296-162-5 | 54.7 | 1980 | 13 | 76 | 220.0 |
| Opponents..... | 9 | 147.06 | 204-125-6 | 61.3 | 1794 | 11 | 55 | 199.3 |

| RECEIVING | GP | No. | Yds | Avg | TD | Long | Avg/G |
|----------------|----|-----|------|------|----|------|-------|
| Joe Nicholas | 9 | 32 | 486 | 15.2 | 6 | 76 | 54.0 |
| R.J. Archer | 9 | 22 | 366 | 16.6 | 0 | 46 | 40.7 |
| Elijah Brooks | 9 | 22 | 154 | 7.0 | 0 | 30 | 17.1 |
| D.J. McAulay | 6 | 20 | 298 | 14.9 | 2 | 49 | 49.7 |
| Matt Trinkle | 9 | 20 | 178 | 8.9 | 0 | 23 | 19.8 |
| Elliott Mack | 9 | 19 | 219 | 11.5 | 2 | 32 | 24.3 |
| DeBrian Holmes | 9 | 13 | 74 | 5.7 | 0 | 24 | 8.2 |
| Drew Atchison | 9 | 9 | 143 | 15.9 | 2 | 57 | 15.9 |
| John Taylor | 5 | 5 | 62 | 12.4 | 1 | 22 | 12.4 |
| Total..... | 9 | 162 | 1980 | 12.2 | 13 | 76 | 220.0 |
| Opponents..... | 9 | 125 | 1794 | 14.4 | 11 | 55 | 199.3 |

| PUNT RETURNS | No. | Yds | Avg | TD | Long |
|----------------|-----|-----|-----|----|------|
| Derek Cox | 16 | 125 | 7.8 | 0 | 25 |
| Total..... | 16 | 125 | 7.8 | 0 | 25 |
| Opponents..... | 16 | 86 | 5.4 | 0 | 20 |

| INTERCEPTIONS | No. | Yds | Avg | TD | Long |
|-----------------|-----|-----|------|----|------|
| David Houff | 1 | 0 | 0.0 | 0 | 0 |
| Trevor McLaurin | 1 | 6 | 6.0 | 0 | 6 |
| Richard Riley | 1 | 14 | 14.0 | 0 | 14 |
| Kevin Allen | 1 | 0 | 0.0 | 0 | 0 |
| Travis McLaurin | 1 | 9 | 9.0 | 0 | 9 |
| Alan Wheeling | 1 | 33 | 33.0 | 0 | 33 |
| Total..... | 6 | 62 | 10.3 | 0 | 33 |
| Opponents..... | 5 | 0 | 0.0 | 0 | 0 |

| KICK RETURNS | No. | Yds | Avg | TD | Long |
|----------------|-----|-----|------|----|------|
| DeBrian Holmes | 16 | 288 | 18.0 | 0 | 32 |
| David Caldwell | 11 | 281 | 25.5 | 0 | 46 |
| Elliott Mack | 3 | 52 | 17.3 | 0 | 23 |
| Elijah Brooks | 2 | 27 | 13.5 | 0 | 15 |
| Raphael Bynum | 1 | 6 | 6.0 | 0 | 6 |
| Total..... | 33 | 654 | 19.8 | 0 | 46 |
| Opponents..... | 32 | 544 | 17.0 | 0 | 34 |

| FUMBLE RETURNS | No. | Yds | Avg | TD | Long |
|-----------------|-----|-----|-----|----|------|
| Travis McLaurin | 1 | 9 | 9.0 | 0 | 9 |
| Total..... | 1 | 9 | 9.0 | 0 | 9 |
| Opponents..... | 0 | 0 | 0.0 | 0 | 0 |

2006 William and Mary Football
William and Mary Overall Individual Statistics (as of Nov 04, 2006)
All games

| SCORING | ----- PATs ----- | | | | | | | | |
|-----------------|------------------|-------|-------|------|-----|------|-----|-----|--------|
| | TD | FGs | Kick | Rush | Rcv | Pass | DXP | Saf | Points |
| Elijah Brooks | 8 | 0-0 | 0-0 | 0-0 | 0 | 0-0 | 0 | 0 | 48 |
| Blair Pritchard | 0 | 7-10 | 22-22 | 0-0 | 0 | 0-0 | 0 | 0 | 43 |
| Joe Nicholas | 6 | 0-0 | 0-0 | 0-0 | 0 | 0-0 | 0 | 0 | 36 |
| D.J. McAulay | 2 | 0-0 | 0-0 | 0-0 | 0 | 0-0 | 0 | 0 | 12 |
| Elliott Mack | 2 | 0-0 | 0-0 | 0-0 | 0 | 0-0 | 0 | 0 | 12 |
| Drew Atchison | 2 | 0-0 | 0-0 | 0-0 | 0 | 0-0 | 0 | 0 | 12 |
| DeBrian Holmes | 1 | 0-0 | 0-0 | 0-0 | 0 | 0-0 | 0 | 0 | 6 |
| Mike Potts | 1 | 0-0 | 0-0 | 0-0 | 0 | 0-1 | 0 | 0 | 6 |
| John Taylor | 1 | 0-0 | 0-0 | 0-0 | 0 | 0-0 | 0 | 0 | 6 |
| Total..... | 23 | 7-10 | 22-22 | 0-0 | 0 | 0-1 | 0 | 0 | 181 |
| Opponents..... | 27 | 12-16 | 24-26 | 0-0 | 1 | 1-1 | 0 | 0 | 224 |

| TOTAL OFFENSE | G | Plays | Rush | Pass | Total | Avg/G |
|----------------|---|-------|------|------|-------|-------|
| Mike Potts | 7 | 174 | -25 | 1312 | 1287 | 183.9 |
| Elijah Brooks | 9 | 164 | 858 | 6 | 864 | 96.0 |
| Jake Phillips | 6 | 173 | 43 | 656 | 699 | 116.5 |
| DeBrian Holmes | 9 | 33 | 181 | 0 | 181 | 20.1 |
| Elliott Mack | 9 | 6 | 62 | 0 | 62 | 6.9 |
| Tony Viola | 8 | 5 | 32 | 0 | 32 | 4.0 |
| Raphael Bynum | 8 | 6 | 31 | 0 | 31 | 3.9 |
| D.J. McAulay | 6 | 3 | 22 | 0 | 22 | 3.7 |
| Matt Nickerson | 4 | 3 | 10 | 0 | 10 | 2.5 |
| Chris. Taylor | 9 | 1 | 0 | 6 | 6 | 0.7 |
| TEAM | 2 | 2 | -4 | 0 | -4 | -2.0 |
| Total..... | 9 | 571 | 1210 | 1980 | 3190 | 354.4 |
| Opponents..... | 9 | 584 | 1764 | 1794 | 3558 | 395.3 |

| FIELD GOALS | FGM-FGA | Pct | 01-19 | 20-29 | 30-39 | 40-49 | 50-99 | Lg | Blk |
|-----------------|---------|------|-------|-------|-------|-------|-------|----|-----|
| Blair Pritchard | 7-10 | 70.0 | 1-1 | 3-4 | 3-4 | 0-1 | 0-0 | 34 | 0 |

| FG SEQUENCE | William and Mary | OPPONENTS |
|---------------|------------------|-------------------|
| Maryland | - | (39),(25) |
| MAINE | (25),38 | - |
| VMI | (30) | (26),(40) |
| HOFSTRA | - | (24),(45),33,(47) |
| Massachusetts | - | (30),(40) |
| Liberty | - | 30,35,37 |
| James Madison | 46,(29),29 | (28) |
| VU | (27) | (24),(27) |
| Towson | (18),(34),(34) | - |

| PUNTING | No. | Yds | Avg | Long | TB | FC | I20 | Blkd |
|-----------------|-----|------|------|------|----|----|-----|------|
| Blair Pritchard | 40 | 1449 | 36.2 | 54 | 3 | 1 | 7 | 1 |
| TEAM | 1 | 0 | 0.0 | 0 | 0 | 0 | 0 | 0 |
| Corey Davis | 1 | 36 | 36.0 | 36 | 0 | 0 | 0 | 0 |
| Total..... | 42 | 1485 | 35.4 | 54 | 3 | 1 | 7 | 1 |
| Opponents..... | 30 | 1205 | 40.2 | 58 | 3 | 1 | 10 | 0 |

| KICKOFFS | No. | Yds | Avg | TB | OB |
|-----------------|-----|------|------|----|----|
| Blair Pritchard | 39 | 2018 | 51.7 | 6 | 2 |
| Total..... | 39 | 2018 | 51.7 | 6 | 2 |
| Opponents..... | 47 | 2854 | 60.7 | 13 | 3 |

Numbers in (parentheses) indicate field goal was made.

2006 William and Mary Football
 William and Mary Overall Individual Statistics (as of Nov 04, 2006)
 All games

| ALL PURPOSE | G | Rush | Rec | PR | KOR | IR | Tot | Avg/G |
|-----------------|---|------|------|-----|-----|----|------|-------|
| Elijah Brooks | 9 | 858 | 154 | 0 | 27 | 0 | 1039 | 115.4 |
| DeBrian Holmes | 9 | 181 | 74 | 0 | 288 | 0 | 543 | 60.3 |
| Joe Nicholas | 9 | 0 | 486 | 0 | 0 | 0 | 486 | 54.0 |
| R.J. Archer | 9 | 0 | 366 | 0 | 0 | 0 | 366 | 40.7 |
| Elliott Mack | 9 | 62 | 219 | 0 | 52 | 0 | 333 | 37.0 |
| D.J. McAulay | 6 | 22 | 298 | 0 | 0 | 0 | 320 | 53.3 |
| David Caldwell | 9 | 0 | 0 | 0 | 281 | 0 | 281 | 31.2 |
| Matt Trinkle | 9 | 0 | 178 | 0 | 0 | 0 | 178 | 19.8 |
| Drew Atchison | 9 | 0 | 143 | 0 | 0 | 0 | 143 | 15.9 |
| Derek Cox | 9 | 0 | 0 | 125 | 0 | 0 | 125 | 13.9 |
| John Taylor | 5 | 0 | 62 | 0 | 0 | 0 | 62 | 12.4 |
| Jake Phillips | 6 | 43 | 0 | 0 | 0 | 0 | 43 | 7.2 |
| Raphael Bynum | 8 | 31 | 0 | 0 | 6 | 0 | 37 | 4.6 |
| Alan Wheeling | 8 | 0 | 0 | 0 | 0 | 33 | 33 | 4.1 |
| Tony Viola | 8 | 32 | 0 | 0 | 0 | 0 | 32 | 4.0 |
| Richard Riley | 9 | 0 | 0 | 0 | 0 | 14 | 14 | 1.6 |
| Matt Nickerson | 4 | 10 | 0 | 0 | 0 | 0 | 10 | 2.5 |
| Travis McLaurin | 9 | 0 | 0 | 0 | 0 | 9 | 9 | 1.0 |
| Trevor McLaurin | 7 | 0 | 0 | 0 | 0 | 6 | 6 | 0.9 |
| TEAM | 2 | -4 | 0 | 0 | 0 | 0 | -4 | -2.0 |
| Mike Potts | 7 | -25 | 0 | 0 | 0 | 0 | -25 | -3.6 |
| Total..... | 9 | 1210 | 1980 | 125 | 654 | 62 | 4031 | 447.9 |
| Opponents..... | 9 | 1764 | 1794 | 86 | 544 | 0 | 4188 | 465.3 |

2006 William and Mary Football
 William and Mary Overall Defensive Statistics (as of Nov 04, 2006)
 All games

| DEFENSIVE LEADERS | GP | -----Tackles----- | | | TFL/Yds | -Sacks- | ---Pass Def--- | | | -Fumbles- | | Blkd | |
|--------------------|----|-------------------|-----|-------|---------|---------|----------------|---------|------|-----------|---------|------|------|
| | | Solo | Ast | Total | | | No-Yds | Int-Yds | BrUp | QBH | Rcv-Yds | FF | Kick |
| 40 Chris Ndubueze | 9 | 30 | 35 | 65 | 5.0-20 | 3.0-17 | . | 1 | . | . | . | . | . |
| 97 Adrian Tracy | 9 | 27 | 32 | 59 | 15.0-67 | 6.0-41 | . | 2 | . | . | 2 | . | . |
| 21 Michael Pigram | 9 | 31 | 27 | 58 | 3.5-9 | . | . | . | . | . | 3 | . | . |
| 36 Kevin Allen | 9 | 32 | 23 | 55 | 1.5-2 | . | 1-0 | 3 | . | . | 2 | . | . |
| 37 Derek Cox | 9 | 37 | 17 | 54 | 0.5-2 | . | . | 8 | . | 2-0 | . | . | . |
| 52 Travis McLaurin | 9 | 14 | 33 | 47 | 1.0-1 | . | 1-9 | 3 | . | 1-9 | . | 1 | . |
| 8 Alan Wheeling | 8 | 19 | 26 | 45 | 2.0-4 | . | 1-33 | . | . | . | . | . | . |
| 24 Richard Riley | 9 | 19 | 18 | 37 | 3.0-14 | . | 1-14 | 4 | . | . | 1 | . | . |
| 94 Josh Wright | 9 | 11 | 23 | 34 | 6.5-20 | 4.0-17 | . | 2 | . | 2-0 | . | . | . |
| 39 T.J. O'Neill | 8 | 9 | 18 | 27 | 1.5-5 | 1.0-5 | . | . | . | 2-0 | . | . | . |
| 95 Cort. Herbert | 9 | 5 | 21 | 26 | 1.0-8 | 1.0-8 | . | . | . | . | . | 2 | . |
| 22 David Houff | 9 | 17 | 7 | 24 | . | . | 1-0 | 1 | . | . | . | . | . |
| 19 David Caldwell | 9 | 11 | 11 | 22 | . | . | . | . | . | . | . | . | . |
| 93 Sean Lissemore | 8 | 7 | 15 | 22 | 1.0-8 | 1.0-8 | . | . | . | . | . | . | . |
| 44 Josh Rutter | 4 | 6 | 14 | 20 | 0.5-1 | . | . | 1 | . | . | . | . | . |
| 77 B. Williamson | 9 | 4 | 14 | 18 | 1.5-1 | . | . | . | . | 1-0 | . | . | . |
| 99 Josh Larkins | 9 | 6 | 11 | 17 | . | . | . | . | . | . | . | . | . |
| 23 Trevor McLaurin | 7 | 4 | 11 | 15 | 0.5-2 | . | 1-6 | . | . | . | . | . | . |
| 35 Ryan Horvath | 6 | 4 | 3 | 7 | . | . | . | . | . | . | . | . | . |
| 42 Fred Johnson | 9 | . | 4 | 4 | . | . | . | . | . | . | . | . | . |
| 41 Shel. Alexander | 9 | 2 | 1 | 3 | . | . | . | . | . | . | . | . | . |
| 31 Max Harris | 8 | 3 | . | 3 | . | . | . | . | . | 1-0 | 1 | . | . |
| 49 Raphael Bynum | 8 | 3 | . | 3 | . | . | . | . | . | . | . | . | . |
| 96 Daniel Pulley | 2 | . | 3 | 3 | . | . | . | . | . | . | . | . | . |
| 50 Todd Reyher | 8 | 1 | 2 | 3 | . | . | . | . | . | . | . | . | . |
| 92 Ryan Jones | 3 | . | 3 | 3 | . | . | . | . | . | 1-0 | . | . | . |
| 98 Rob Varno | 9 | 2 | 1 | 3 | . | . | . | . | . | . | . | . | . |
| 67 Brent Cochran | 9 | 1 | 1 | 2 | . | . | . | . | . | . | . | . | . |
| 91 Blair Pritchard | 9 | 2 | . | 2 | . | . | . | . | . | . | . | . | . |
| 5 Tony Viola | 8 | 1 | . | 1 | . | . | . | . | . | . | . | . | . |
| 30 Matt Nickerson | 4 | 1 | . | 1 | . | . | . | . | . | . | . | . | . |
| Total..... | 9 | 309 | 374 | 683 | 44-164 | 16-96 | 6-62 | 25 | . | 10-9 | 9 | 3 | . |
| Opponents..... | 9 | 296 | 320 | 616 | 40-181 | 16-111 | 5-0 | 42 | 12 | 2-0 | 4 | 1 | . |