



WILLIAM & MARY

GAME 11: Richmond • Saturday, Nov. 18, 2006 • 1 p.m. • Zable Stadium • Williamsburg



Game Day Information

WILLIAM AND MARY "TRIBE" (3-7, 1-6 A-10) vs. RICHMOND "SPIDERS" (5-5, 2-5 A-10)

Kickoff: 1 p.m., Saturday, Nov. 18, 2006

Site: Cary Field at Zable Stadium (12,259, FieldTurf)

Radio: 12 p.m. - Prudential McCardle Pre-Game Show on The Tide, WBACH and TribeAthletics.com; 12:30 - "The Game Day Show with Jay Colley and Bob Sheeran" across the William and Mary Bookstore Radio Network. For a complete listing of the Tribe Football Radio Network, see the next page.

All-Time Series: W&M leads, 59-51-5. (See page four for more information).

Last Meeting: Richmond won, 41-7, last season at UR Stadium.

First and 10

William and Mary and Richmond will meet for the 116th time Saturday afternoon at Zable Stadium. The Tribe owns a 59-51-5 advantage in the series, which began in 1898. In terms of games played, the W&M-UR rivalry ranks fourth in the history of college football on the Division I or I-AA level, tying the Minnesota-Wisconsin rivalry and trailing only Lafayette-Lehigh (141), Yale-Princeton (129) and Harvard-Yale (122). Richmond won last season's installment at UR Stadium, 41-7, which was the Spiders' most decisive victory in the series since a 31-0 win in 1973. That 1973 game also marked the last time Richmond has won back-to-back games in the series. W&M is 9-4 against Richmond since the two became league opponents in 1993, and the College is 19-7 against the Spiders under Jimmie Laycock. The Tribe is coming off a 28-14 loss at Delaware, while the Spiders enter having dropped four-straight, including a 31-7 decision to Towson at home on Saturday. Richmond has lost five of its last six after a 4-0 start to the campaign, which included a 13-0 victory at Division I-A Duke in the season-opener on Sept. 2. With a victory, W&M can avoid its first three-win season since 1982 (3-8) and close a season with a win for the first time since 2003, when the Tribe defeated the Spiders, 59-21, in the season finale at UR Stadium.

2006 Tribe's Schedule

| Date | Opponent | Score/Time |
|----------|-----------------------|------------|
| Sept. 2 | at Maryland | L/27-14 |
| Sept. 16 | MAINE* | L/20-17 |
| Sept. 23 | VMI | W/38-6 |
| Sept. 30 | HOFSTRA* | L/16-14 |
| Oct. 7 | at #10 Massachusetts* | L/48-7 |
| Oct. 14 | at Liberty | W/14-13 |
| Oct. 21 | at #8 James Madison* | L/31-17 |
| Oct. 28 | VILLANOVA* | L/35-31 |
| Nov. 4 | at #21 Towson* | W/29-28 |
| Nov. 11 | at Delaware* | L/28-14 |
| Nov. 18 | RICHMOND* | 1:00 p.m. |

*A-10 conference game

2006 Spiders' Schedule

| Date | Opponent | Score/Time |
|----------|----------------------|------------|
| Sept. 2 | at Duke | W/13-0 |
| Sept. 16 | VMI | W/58-7 |
| Sept. 23 | BUCKNELL | W/48-21 |
| Sept. 30 | NORTHEASTERN* | W/12-7 |
| Oct. 7 | at New Hampshire* | L/27-17 |
| Oct. 14 | at Rhode Island* | W/31-6 |
| Oct. 21 | DELAWARE* | L/28-24 |
| Oct. 28 | JAMES MADISON* | L/27-10 |
| Nov. 4 | at Villanova* | L/31-21 |
| Nov. 11 | TOWSON* | L/31-7 |
| Nov. 18 | at William and Mary* | 1:00 p.m. |

*A-10 conference game

The Coaches

Jimmie Laycock

Alma Mater, Year: William and Mary, 1970
 W&M Record: 178-126-2 (27th season)
 Career Record: Same
 Career vs. UR: 19-7

Dave Clawson

Alma Mater, Year: Williams College, 1989
 UR Record: 17-17 (Third season)
 Career Record: 46-46 (Eighth season)
 Career vs. W&M: 1-1

In The Spotlight



#29, ZACH STOUT SENIOR, SAFETY

Senior Zach Stout is this week's featured student-athlete "In The Spotlight". (Page 13)

Table of Contents

| | |
|--------------------------------------|-------|
| Media Information | 2 |
| W&M Football Radio Network..... | 2 |
| W&M Sports Information Staff..... | 2 |
| Projected Depth Charts | 3 |
| Tale of the Tape | 3 |
| This Week's Opponent: Richmond | 4 |
| W&M Football Quick Facts..... | 4 |
| W&M Football Game Notes | 5 |
| The Tribe in 2006..... | 5 |
| Scouting the 2006 Opponents..... | 5 |
| Atlantic 10 Information..... | 6-7 |
| Tribe Football Record Watch | 8-9 |
| I-AA National Rankings | 10 |
| Head Coach Jimmie Laycock | 12 |
| The Laycock Football Center | 13 |
| In The Spotlight: Zach Stout | 14 |
| W&M Football Rosters..... | 15-16 |
| Game-by-Game Starters | 17 |
| Tribe in the Red Zone..... | 17 |
| W&M Single-Game Highs | 18 |
| Opponent Single-Game Highs..... | 19 |
| Long Plays of the Season..... | 19 |
| Top Offensive Performances | 20 |
| Scoring Drives Chart..... | 21 |
| The Last Time It Happened | 22 |
| W&M Single-Game Records | 23 |
| Game-by-Game Results | 24 |
| Quarterback Club Awards | 29 |
| 2006 Statistics..... | 30 |



For The Media

W&M Media Relations Staff

Pete Clawson (Primary Football Contact)
Assistant A.D., Media Relations
(O) 757-221-3369 (E) pmclaw@wm.edu

Mark Hoskins (Secondary Football Contact)
Assistant to the Director
(O) 757-221-3344 (E) mjhosk@wm.edu

Kris Sears (Associate SID)
(O) 757-221-3368 (E) kasear@wm.edu

Rob Turner (Associate SID)
(O) 757-221-3370 (E) rrturn@wm.edu

Jake Skipper (Intern)
(O) 757-221-3344 (E) jcskip@wm.edu

Zable Stadium Press Box Phone: 757-221-3414

Sports Information Fax: 757-221-3412

Web Site: www.TribeAthletics.com

Mailing Address:

P.O. Box 399
Williamsburg, VA 23187

Weekly Atlantic 10 Coaches Call

Every Monday from Aug.28-Nov. 20, the Atlantic 10 will conduct a teleconference from 10:00-12:10pm (eastern time) with each of its head football coaches. Each coach will have a 10-minute slot to discuss his team and answer questions from the media. Members of the media are strongly encouraged to participate in the questioning. For the access number, contact Pete Clawson or Stephen Haug in the Atlantic 10 communications office at (215) 545-6678.

10:00 Atlantic 10 update
10:10 Dave Clawson, Richmond
10:20 Jimmye Laycock, William & Mary
10:30 Andy Talley, Villanova
10:40 Rocky Hager, Northeastern
10:50 Mickey Matthews, James Madison
11:00 Jack Cosgrove, Maine
11:10 Don Brown, Massachusetts
11:20 Tim Stowers, Rhode Island
11:30 K.C. Keeler, Delaware
11:40 Sean McDonnell, New Hampshire
11:50 Dave Cohen, Hofstra
12:00 Gordy Combs, Towson

A-10 Press Box Phone Numbers

| | |
|---------------|---------------------------|
| Delaware | 302-831-6199/302-831-2186 |
| Hofstra | 516-463-5247 |
| James Madison | 540-568-6521 |
| Maine | 207-581-1049 |
| Massachusetts | 413-545-3550 |
| New Hampshire | 603-862-2585 |
| Northeastern | 617-566-5956 |
| Rhode Island | 401-874-4616 |
| Richmond | 804-355-6110 |
| Towson | 410-704-3102 |
| Villanova | 610-519-5290 |

Interviews

All requests for interviews must be directed through the Sports Information Office. Players are available Monday morning until noon Thursday. Please call either Pete Clawson, or Mark Hoskins, with interview requests.

Weekly Press Conference

A press conference with head coach Jimmye Laycock will be held every Tuesday at noon at the Hospitality House in Williamsburg. Lunch is served around noon, followed by opening remarks and a question and answer session with Coach Laycock. Interviews with selected players will follow the luncheon. Please confirm your attendance with Pete Clawson in the Sports Information Office at least 24 hours in advance.

Game Credentials

Please make all press and photo requests at least one week in advance. Tickets and parking passes can be mailed with one week's notice. If not, tickets can be picked up, with proper credentials, at the Will Call Window at Zable Stadium on the morning of the game.

Press Parking

Parking for members of the working press is available just southeast of Zable Stadium in front of the University Center. Parking is limited and media members are encouraged to arrive early.

Photographers

Please observe the NCAA rules, which prohibit photographers between the 25 yard lines.

Press Box Services

Located atop the East grandstand of Zable Stadium at Cary field, the press box officially opens two hours prior to kickoff. Pregame notes, flip cards and programs will be available prior to the start. Complete halftime statistics, as well as final team and individual statistics, are available immediately following the game.

Radio

Visiting radio lines may be rented through the Sports Information Office at a cost of \$75 per line. The radio booth for the visiting team is located at the south end of the press box on the lower level. Radio stations should make arrangements with the Sports Information Office at least a month in advance. Requests for the line will be honored on a first-come, first-served basis.

Visiting Film Crews

Space will be allotted in the West Press Box for film and video crews of visiting teams' coaches' shows. We will provide two spots per team.

Post-Game Procedures

Head coach Jimmye Laycock and the visiting coach will be available about 10 minutes after the game in an interview area located directly below the press box. Individual W&M players' names should be given to Pete Clawson during the fourth quarter and they will be made available in the interview room.

The William and Mary Football Radio Network

The W&M Athletics Department announced a new partnership for the Tribe Radio Network. The Notice of Intent to Award issued by the College designates two local stations, 92.3 FM "The Tide" and 107.9 FM "WBACH", as the network's Co-Flagships for the coming athletics season.

"We are extremely excited to be teaming up with Tribe Athletics," said Tom Davis, the President of Davis Media LLC. "We look forward to enhancing the broadcasts and broadening the reach of the games to the many fans throughout Tidewater Virginia."

The new partnership provides the College with solid coverage of the peninsula, as the station's combined footprint reaches from eastern areas of Richmond to the western parts of Norfolk. Tribe fans in Richmond will also be able to catch the action on 1450AM WCLM, which returns for its second season as an affiliate. Also, as usual, long-standing network member WBRG, AM 1050 of Lynchburg is back to carry all the action for 2006.

In addition to the radio coverage, all broadcasts can be heard live on the web at www.TribeAthletics.com.

Despite the new locations on the dial, the College's long-standing broadcast team of team of Jay Colley and Bob Sheeran remain in place to deliver all the action of Tribe football over the airwaves.

William and Mary Radio Network Affiliates

| | | |
|------------|----------|--------------|
| "The Tide" | 92.3 FM | Williamsburg |
| WBACH | 107.9 FM | Williamsburg |
| WBRG | 1050 AM | Lynchburg |
| WCLM | 1450 AM | Richmond |



This Week's Opponent



All-Time Series With Richmond

Series Record: W&M leads, 59-51-5
 Series Record in Williamsburg: W&M leads, 20-15
 Series Record in Richmond: W&M leads, 39-32-5
 Series Record at Neutral Site: UR leads, 4-0
 First Meeting: Nov. 19, 1898; UR won, 15-0.



Last 10 Series Meetings

| Year | Date | Result | UR Score | W&M Score | Location |
|------|---------|--------|----------|-----------|--------------|
| 1996 | Nov. 16 | Won | 13 | 28 | Richmond |
| 1997 | Nov. 15 | Won | 7 | 10 | Williamsburg |
| 1998 | Nov. 21 | Lost | 42 | 15 | Richmond |
| 1999 | Nov. 20 | Won | 14 | 31 | Richmond |
| 2000 | Nov. 18 | Lost | 21 | 18 | Williamsburg |
| 2001 | Nov. 17 | Won | 20 | 23 | Richmond |
| 2002 | Nov. 23 | Lost | 35 | 13 | Williamsburg |
| 2003 | Nov. 21 | Won | 21 | 59 | Richmond |
| 2004 | Nov. 20 | Won | 14 | 38 | Williamsburg |
| 2005 | Nov. 19 | Lost | 41 | 7 | Richmond |

Richmond Series Notes

For Old Times' Sake

Saturday's game between William and Mary and Richmond will mark the 116th meeting between the two schools in the "Oldest Rivalry in the South." The Tribe leads the all-time series 59-51-5. The teams first met in 1898, when Richmond shut out W&M, 15-0. The Spiders won last year's meeting, 41-7, in Richmond. Last year's result stands as the most lopsided victory by Richmond in the series since 1916, when the Spiders defeated W&M, 48-0. Prior to last season's loss, the last time Richmond hung a 30-point defeat on the Tribe was 1973, when Richmond blanked W&M, 31-0. ... The last game played in Williamsburg saw the College record a 38-14 win that secured a share of the Atlantic 10 crown and a national seed in the NCAA Playoffs.

Storied Rivalry

Only three other Division I-AA series have a longer history than that of William and Mary vs. Richmond. In fact, the Tribe and Spiders have met just as many times as the longest I-A series, Minnesota vs. Wisconsin. Saturday's game will be the 116th meeting between the schools.

Here is a look at the longest series in Division I (Entering 2006 season):

| Rivalry | Games | First Met |
|----------------------|-------|-----------|
| Lafayette-Lehigh | 141 | 1884 |
| Yale-Princeton | 128 | 1873 |
| Yale-Harvard | 122 | 1875 |
| W&M-Richmond | 115 | 1898 |
| *Minnesota-Wisconsin | 115 | 1890 |

*I-A teams

The Last Meeting

RICHMOND (11/19/05) -- Stacy Tutt rushed for three touchdowns to lead the 17th-ranked Spiders to a 41-7 victory over William and Mary at UR Stadium.

UR captured a share of the A-10 title and finished the regular season on a seven-game winning streak, while W&M dropped its fourth consecutive game and finished with its first losing season since 2000.

In the 115th meeting between the schools, Richmond snapped a four-game losing streak in the series and posted its most decisive win over the Tribe since a 31-0 victory in 1973.

Tutt and the Spiders wasted little time in taking control of the game, as Richmond held a 10-0 lead before the Tribe offense had its first possession.

Richmond held the Tribe to 20 total yards in the first half, including a net rushing total of minus-13 yards, and no first downs to build a commanding 34-0 lead.

W&M managed its only points of the game on the opening drive of the second half, as Jake Phillips hooked up with Elliott Mack on a 15-yard scoring pass with 9:04 remaining in the third.

Phillips finished 9-for-19 for 78 yards but was intercepted twice in the second half, as Richmond held the Tribe scoreless the rest of the afternoon.

W&M redshirt freshman Josh Rutter and senior Jon Shaw each had interceptions for the Tribe.



Josh Rutter recorded his first-career interception at Richmond last season.

How They Stack Up

| Category | W&M (A-10) | UR (A-10) |
|------------------|------------|--------------|
| Scoring Offense | 19.5 (9) | ✓ 24.1 (5) |
| Rushing Offense | 132.7 (8) | ✓ 161.3 (5) |
| Passing Offense | 218.7 (4) | ✓ 186.8 (7) |
| Had Intercepted | 8 (6) | ✓ 10 (9) |
| Total Offense | 351.4 (5) | ✓ 348.1 (6) |
| Turnover Margin | 0.80 (2) | ✓ -0.60 (12) |
| 3rd Down Effici. | 37.5 (10) | ✓ 42.9 (4) |
| Scoring Defense | 25.2 (9) | ✓ 18.5 (4) |
| Rushing Defense | 187.8 (10) | ✓ 120.3 (5) |
| Passing Defense | 208.6 (9) | ✓ 153.4 (1) |
| Total Defense | 396.4 (11) | ✓ 273.7 (3) |
| Net Punting | 33.1 (5) | ✓ 31.0 (9) |
| Penalties | 34.0 (1) | ✓ 38.1 (3) |

Team Leaders

William and Mary

Rushing: Brooks (177 att., 912 yds, 5.2 avg., 8 TD, 91.2 /g)
Passing: Potts (200-118-5, 1,519 yds, 10 TD, 189.9 /g)
Receiving: Nicholas (37 rec., 536 yds, 14.5 avg., 7 TD, 53.6 /g)
Punt Ret: Cox (17 for 129 yards, 7.6 avg., 25 long)
Kick Ret: Caldwell (13 for 321 yds, 24.7 avg., 46 long)
Kicking: Pritchard (7-11 FG; 24-24 XP)
Punting: Pritchard (35.9 avg., 54 long, 7 Inside-20)
Tackles: Ndubueze (70 total, 34 solo)
Sacks: Tracy (6.0 for 41 yards)
TFL: Tracy (15.0 for 67 yards)
INT: Eight players with (1)
PBU: Cox (9)

Richmond

Rushing: Hightower (162 att., 804 yds, 5.0 avg., 4 TD, 80.4 /g)
Passing: Ward (190-11-6, 1,250 yds, 9 TD, 125.0 /g)
Receiving: Shields (46 rec., 559 yds, 12.2 avg., 4 TD, 62.1 /g)
Punt Ret: Mace (12 for 158 yards, 13.2 avg., 39 long)
Kick Ret: Shields (14 for 248 yds, 20.7 avg., 40 long)
Kicking: Howard (9-11 FG, 30-30 PAT)
Punting: Radford (32.0 avg., 45 long, 2 Inside-20)
Tackles: Goloboski (94 total, 47 solo)
Sacks: Logan, Cameron (3.0)
TFL: Goloboski, Logan (10.0)
INT: Harris, Horton (3)
PBU: Horton (10)

Tribe Quick Facts

Location: Williamsburg, Va.
 Founded: 1693
 Enrollment: 5,700
 Colors: Green, Gold and Silver
 President: Gene R. Nichol
 Athletics Director: Terry Driscoll
 Stadium: Walter J. Zable Stadium at Cary Field (12,259)
 Conference: Atlantic 10 Football Conference
 First Season: 1893
 All-Time Record: 512-498-41
 2005 Record: 5-6 (3-5, A-10)

Spiders Quick Facts

Location: Richmond, Va.
 Founded: 1830
 Enrollment: 2,950
 Colors: Red and Blue
 President: Dr. William E. Cooper
 Athletics Director: Jim Miller
 Stadium: UR Stadium (21,319)
 Conference: Atlantic 10 Football Conference
 First Season: 1881
 All-Time Record: 454-594-53
 2005 Record: 9-4 (7-1, A-10; Co-Champions)

| | 1 | 2 | 3 | 4 | Final |
|------------------|----|----|---|---|-------|
| William and Mary | 0 | 0 | 7 | 0 | 7 |
| Richmond | 17 | 17 | 0 | 7 | 41 |



More on the Richmond Series

Some History

Since the two teams started meeting as conference opponents in 1993, the Tribe holds a solid 9-4 overall record vs. Richmond. William and Mary has won four of the six conference games played at Zable Stadium. In the 13 total games the two have played as A-10 foes, the College has never scored less than seven points, while scoring more than 21 on eight occasions. Conversely, the Spiders have failed to score 21 points eight times, and have been held to less than 10 in two contests.

Playing for Pride

Since the 1993 season, the two teams have only met on four occasions with neither squad holding a national ranking. The College holds a 3-1 record in those contests, having won the last meeting (2003) 59-21.

Tribe Team Notes

A Win Over Richmond Would ...

- Prevent the Spiders from winning two consecutive games in the series for the first time since the 1972-73 seasons. Not only has W&M not lost back-to-back games in the series under Laycock, but one has to go back to the 1980's to find the last decade W&M has lost more than three games to Richmond (three times in 1980's, one time in the 1990's; three in the 2000's).
- Improve Laycock's all-time record vs. Richmond to 20-7. Currently, his 19 total wins over Richmond are the most he has recorded against any league opponent. The only program Laycock has authored more wins against is Virginia Military Institute (24).
- Prevent Richmond from claiming three of the last four games played in Williamsburg. The Spiders have taken two of the last three (2000 and 2002).
- Snap the College's current five-game home conference losing streak. The Tribe has not defeated an A-10 team in Williamsburg since a 44-13 win over Towson on October 22, 2005.
- End the Tribe's season with a win for the first time since 2003 and for only the second time since 1999 (the 2001 and 2004 seasons each ended with regular season wins over Richmond, before ending with playoff losses).
- Move Laycock's career conference win total to 70. Currently, Laycock's career league mark stands at 69-43.
- Move the College's season victory total to four games and avoid recording its lowest win total since the 1982 campaign (3-8).

Fan Appreciation

W&M has averaged 10,905 fans over its first four home games of 2006. This total currently represents its highest single-season attendance average since the 1995 season, which was the squad draw 11,272 over the five home contests.

If the Tribe should attract 10,000-plus for the Richmond game, it would stand as the fifth consecutive five-digit crowd this season, a feat the College has not accomplished since joining the A-10 in 1993.

Selling Out

With a solid Homecoming crowd of 10,629 in attendance for the game with Villanova, the College has now had four-straight five-digit crowds this season. The last time William and Mary had four, or more, crowds of 10,000-plus in the same year was 1993.

With a sell out crowd of 12,259 in place to witness the College's previous home game against Hofstra on Sept. 30th, the Tribe ended what was an early season, three-game home stand by averaging 11,508 fans per contest. By drawing 10,706 and 10,206 on consecutive weeks leading up to the game with the Pride, the College has now averaged 10,905 per home game, which is 89 percent of the capacity of Zable Stadium.

The announced attendance of 10,706 for the home opener with Maine, the College had its second-largest home opening crowd since the 1996 season. Only last year's number of 11,741, which witnessed the team's victory over Liberty, was better over the 10-year span.

The last three games William and Mary has played under the lights at Zable have averaged 11,058 fans (nearly .902 of capacity).

Did You Know?

The College has had seven crowds of 10,000-plus in its last 10 home games ('04 v. James Madison, 12,259; '05 v. Liberty, 11,756; '05 v. James Madison, 12,287; and '06 v. Maine 10,706; v. VMI 10,206; Hofstra 12,259 and Villanova 10,629), including three sellouts.

Ironically, of the remaining three games during this span that failed to attract a five-digit crowd, one was the home win over then No. 1 ranked New Hampshire, a game played in a torrential downpour.



Senior RB Elijah Brooks needs 88 yards rushing against Richmond to become the first Tribe back to run for 1,000 yards in a season since 1998. Brooks is third in the A-10 in rushing, averaging 91.2 yards per game.

The Tribe in 2006

| | |
|---------------|-------|
| Overall: | 3-7 |
| At home: | 1 - 3 |
| Away: | 2 - 4 |
| On grass: | 0 - 2 |
| On turf: | 3 - 5 |
| A-10 overall: | 1 - 6 |
| A-10 home: | 0 - 3 |
| A-10 road: | 1 - 3 |

By Month:

| | |
|------------|-------|
| September: | 1 - 3 |
| October: | 1 - 3 |
| November: | 1 - 1 |

| | |
|------------------------------------|-------|
| When scoring first | 3 - 3 |
| When opponent scores first | 0 - 4 |
| When scoring 30+ points | 1 - 1 |
| When scoring less than 30 points | 2 - 6 |
| When leading at half | 2 - 1 |
| When trailing at half | 1 - 6 |
| When tied at half | 0 - 0 |
| When leading after 3 qtrs | 2 - 2 |
| When trailing after 3 qtrs | 1 - 5 |
| When tied after 3 qtrs | 0 - 0 |
| When out-passing opponent | 3 - 3 |
| When out-rushing opponent | 2 - 1 |
| When out-gaining opp. (total off.) | 2 - 1 |
| When out-gained by opp. | 1 - 6 |
| When leading TOP | 0 - 3 |
| When trailing TOP | 3 - 4 |
| With an individual 100-yd rusher | 3 - 1 |
| With an individual 200-yd passer | 1 - 2 |
| With an individual 100-yd receiver | 1 - 0 |
| With opponent 100-yd rusher | 2 - 3 |
| With opponent 200-yd passer | 1 - 5 |
| With opponent 100-yd receiver | 1 - 3 |
| When leading turnover ratio | 1 - 4 |
| When trailing turnover ratio | 0 - 2 |

Scouting the Opponents

#21 (AP) Maryland (8-2), at Boston College
Last Week: vs. Miami, W/14-13

#22 Maine (6-4, 5-2), vs. New Hampshire
Last Week: at Massachusetts, L/10-9

VMI (1-9), vs. Liberty
Last Week: at The Citadel, L/48-21

Hofstra (2-8, 1-6), at Massachusetts
Last Week: vs. Northeastern, L/34-24

#3 Massachusetts (9-1, 7-0), vs. Hofstra
Last Week: vs. Maine, W/10-9

Liberty (5-5), at VMI
Last Week: vs. Charleston Southern, W/34-20

#7 James Madison (8-2, 6-1), at Towson
Last Week: at Villanova, L/21-20

Villanova (5-5, 4-3), at Delaware
Last Week: vs. James Madison, W/21-20

#24 Towson (7-3, 4-3), vs. James Madison
Last Week: at Richmond, W/31-7

Delaware (5-5, 3-4), vs. Villanova
Last Week: vs. William and Mary, W/28-14

Richmond (5-5, 2-5), at William and Mary
Last Week: vs. Towson, L/31-7

Game Notes

Heartache on the Home Front

While on the subject of home games, the Tribe's last five have been all been incredibly close, as last week's 34-31 loss to Villanova, continued what has been a heart-wrenching string of conference defeats for the College at home. The past five conference home games, all losses, have seen the Tribe fall by a total of 11 points [JMU, 30-29; Delaware, 22-21; Maine, 20-17; Hofstra, 16-14]. The close scores have been indicative, as all five games were not decided until the final possession.

Prior to the current five-game home slide against conference opponents, Laycock and his charges fashioned one of the strongest home field advantages in the league, as the Tribe had won .730 of its home conference contests (38-14). Currently, the team has a 38-18 all-time home record vs. the A-10.

Members of Tribe Recognized For Effort at Towson

The Tribe had a school-record three athletes honored by the Atlantic 10 for their respective performances at Towson.

Junior quarterback Mike Potts was named the league's Offensive Player of the Week after throwing for 409 yards on 28 completions in 44 attempts. Also included in his afternoon were touchdown passes of 45 and 76 yards. The 409 passing yards was the second-best individual afternoon in school history.

Senior place-kicker Blair Pritchard was tabbed the A-10's Special Teams Player of the Week by converting all three of his field goal attempts, including a career long 34-yard attempt with just five seconds remaining, which provided the team with its final margin of victory.

Redshirt freshman defensive end Adrian Tracy turned in one of the team's finest individual defensive efforts of the season by recording four TFLs, including three sacks and helped the team limit a powerful Tigers' offense to just seven second-half points. Tracy, who ended the game against Towson with nine total tackles, earned his second A-10 Rookie of the Week honor. His first came after the Tribe's win over VMI which saw him collect 2.5 sacks on the evening.

The honors were the first career conference accolades for both Potts and Pritchard.

Margin of Victory

The Tribe's 29-28, win over Towson snapped what had been a school-record nine-game conference-losing streak. The last contest W&M had won by four, or fewer, points came at Northeastern in the sixth game of last season when the Tribe needed an amazing 21-point, fourth-quarter comeback to eventually take out Northeastern, 44-41, in double overtime. Since that game, W&M had come out on the short end of five losses that were decided by four points or less, including three of two points, or less.

Milestone

The Tribe's fourth game of the season, vs. Hofstra, stood as William and Mary Head Coach Jimmie Laycock's 300th in his career at the College. In 27 seasons at the helm, he has amassed a 177-126-2 record.

His tenure at the College is unmatched in terms of wins, as his career total of 178 is 133 more than the next closest coach (Rube McCray, 45 - 1944-50), or games coached, as the next closet total to his 305 is the 88 mentored by Jim Root from 1972 to 1979.

In terms of current conference head coaches, only Villanova's Andy Tally and his 239 career games of head coaching experience are within 100 of Laycock's total. Taking it one step further, of the remaining 10 conference head coaches, only Maine's Jack Cosgrove (155) has even half as many games of head experience.

Team Offensive Notes

Making Its Points

The Tribe needs to score at least 25 points in Saturday's contest with Richmond to end the season with a scoring average above 20. Currently the team is averaging 19.5 points a game, which is the lowest season average since 1997 (23.1). The Tribe is currently in a remarkable run that has seen it average better than 20-points a contest for the last 23 seasons. The last year the Tribe failed to average more than 20 points per game was 1982 (204 total points - 18.5 points/game).

Rolling Steady

The Tribe's 117-yard rushing afternoon at Delaware marked the squad's fifth-straight game with 100-plus yards on the ground. This effort came on the heels of the College's best rushing performance of the season when it pounded out 209 yards at Towson and continued what has been a very positive offensive trend for the squad over the last five games. Since running for a season low 30 yards against UMass on Oct. 7, the Tribe's offense line, powered by senior two-time all-conference center Cody Morris, has helped power the team to 786 rushing yards on 168 attempts over the last five contests (an average of 4.7 yds/carry). Over the first five games of the schedule, the College rushed for more than 100 yards just one time (262 vs. VMI). The last five games have seen the Tribe average 157.2 yards rushing per game.

Prior to the effort against Towson, the team's performance against Villanova saw the team run a season-high 42 times and generate 171 rushing yards.



Junior FB Matt Otey brings in a 2-yard touchdown reception at Delaware. It was his fourth career scoring catch on just five career receptions.

ATLANTIC 10 FOOTBALL CONFERENCE

| South | A-10 | Div. | Overall | H | A |
|------------------|------|------|---------|-----|-----|
| James Madison | 6-1 | 3-1 | 8-2 | 5-0 | 3-2 |
| Towson | 4-3 | 3-1 | 7-3 | 2-3 | 5-0 |
| Villanova | 4-3 | 3-1 | 5-5 | 2-3 | 3-2 |
| Delaware | 3-4 | 2-2 | 5-5 | 3-3 | 2-2 |
| Richmond | 2-5 | 0-4 | 5-5 | 3-3 | 2-2 |
| William and Mary | 1-6 | 1-3 | 3-7 | 1-3 | 2-4 |

| North | A-10 | Div. | Overall | H | A |
|---------------|------|------|---------|-----|-----|
| Massachusetts | 7-0 | 4-0 | 9-1 | 5-0 | 4-1 |
| Maine | 5-2 | 2-2 | 6-4 | 4-0 | 2-4 |
| New Hampshire | 4-3 | 2-2 | 7-3 | 3-2 | 4-1 |
| Northeastern | 3-4 | 2-2 | 4-6 | 2-1 | 2-5 |
| Rhode Island | 2-5 | 2-2 | 4-6 | 3-3 | 1-3 |
| Hofstra | 1-6 | 0-4 | 2-8 | 0-4 | 2-4 |

Around the Atlantic 10 This Week

Saturday, Nov. 18

- *Hofstra at Massachusetts 12 p.m.
- *New Hampshire at Maine 12 p.m.
- *Rhode Island at Northeastern 12 p.m.
- *James Madison at Towson 1 p.m.
- *Villanova at Delaware 1 p.m.
- *Richmond at William and Mary 1 p.m.

W&M's Atlantic 10 Ranking

| Category | Rank | Average/G |
|-------------------------|-------|---------------|
| Total Offense | 5th | 351.4 |
| Passing Offense | 4th | 218.7 |
| Rushing Offense | 8th | 132.7 |
| Scoring Offense | 9th | 19.5 |
| Pass Efficiency | 8th | 119.9 |
| Third-down Conversion | 10th | 37.5 (51-136) |
| Fourth-down Conversion | 4th | 54.5 (12-22) |
| Red Zone Offense | 4th | 85.7 (24-28) |
| Sacks Against | 4th | 16 |
| Total Defense | 11th | 396.4 |
| Passing Defense | 9th | 208.6 |
| Rushing Defense | 10th | 187.8 |
| Scoring Defense | 9th | 25.2 |
| Pass Defense Efficiency | 12th | 145.5 |
| Sacks | 7th | 17 |
| Red Zone Defense | 10th | 82.1 (32-39) |
| Turnover Margin | 2nd | 0.80 |
| Net Punting | 5th | 33.1 |
| Kickoff Returns | 5th | 19.5 |
| Punt Returns | 10th | 7.6 |
| Kickoff Coverage | 2nd | 16.8 |
| Penalties | 1st | 34.0 |
| Field Goals | T-6th | .636 (7-11) |
| Time of Possession | 12th | 28:37 |

W&M Individuals in the A-10 Top 10

| Category | Player | Rank | AVG/G |
|------------------------|-----------|-------|-------|
| Rushing | Brooks | 3rd | 91.2 |
| All-Purpose Yards/Game | Brooks | 4th | 110.2 |
| Passing Average | Potts | 6th | 187.2 |
| Passing Efficiency | Potts | 5th | 134.3 |
| Total Offense | Potts | 7th | 187.1 |
| Receiving Yds/Game | Nicholas | 10th | 53.6 |
| Scoring (TDs) | Brooks | T-9th | 4.8 |
| Scoring (Kicking) | Pritchard | 6th | 4.5 |
| Punting | Pritchard | 9th | 35.9 |
| Field Goals | Pritchard | 6th | 0.70 |
| Kick Returns | Caldwell | 3rd | 24.7 |
| Punt Returns | Cox | 9th | 7.6 |
| Fumbles Recovered | Wright | T-3rd | 2 |
| | O'Neill | T-3rd | 2 |
| | Cox | T-3rd | 2 |
| Fumbles Forced | Pigram | T-5th | 2 |
| | Allen | T-5th | 2 |
| Tackles For Loss/G | Tracy | T-4th | 1.50 |
| Passes Defended | Cox | T-5th | 10 |
| Sacks/Game | Tracy | 6th | 0.60 |



ATLANTIC 10 FOOTBALL CONFERENCE

A-10 Predicted Order of Finish

| Northern | Southern |
|-----------------------|-----------------------|
| 1. New Hampshire (22) | 1. James Madison (17) |
| 2. Massachusetts (5) | 2. Richmond (9) |
| 3. Maine | 3. Delaware (1) |
| 4. Hofstra | 4. William and Mary |
| 5. Rhode Island | 5. Villanova |
| 6. Northeastern | 6. Towson |

(First place votes)

Last Week's Results

Saturday, Nov. 11

*Delaware 28, William and Mary 14

*Villanova 21, James Madison 20

*Massachusetts 10, Maine 9

*New Hampshire 63, Rhode Island 21

*Northeastern 34, Hofstra 24

*Towson 31, Richmond 7

Last Week's A-10 Players of the Week

Offense: Ricky Santos, QB, New Hampshire

Defense: Drew Mack, S, Towson

Special Teams: Zach Ugarte, P, Villanova

Rookie: Chad Kackert, RB, New Hampshire

A-10 in the National Polls

Sports Network (Nov. 13 Poll)

3. Massachusetts

7. James Madison

10. New Hampshire

22. Maine

24. Towson

Top 10 Career A-10 Coaching Victories (Through NOV. 11)

| | |
|---|----|
| 1. Bill Bowes (UNH, 1972-98) | 97 |
| 2. "Tubby" Raymond (UD, 1966-01) | 89 |
| 3. Andy Talley (VU, 1985-) | 87 |
| 4. Jimmie Laycock (W&M, 1993-) | 69 |
| 5. Jim Reid (UMass, 1986-91, UR, 95-03) | 61 |
| 6. Jack Cosgrove (UM, 1993-) | 51 |
| 7. Tom Jackson (UC, 1983-93) | 42 |
| 8. Hal Westerman (UM, 1951-66) | 41 |
| Vic Fusia (UMass, 1961-70) | 41 |
| 10. Bob Griffin (URI, 1976-92) | 37 |

Active A-10 Coaches in Bold

All-Time Conference Standings (Through NOV. 11)

| Team | Conf. Record | Pct. |
|---------------------------|-------------------|-------------|
| Delaware | 114-54-0 | .679 |
| Massachusetts | 214-120-4 | .639 |
| William & Mary | 69-44-0 | .611 |
| <i>Connecticut</i> | <i>158-115-10</i> | <i>.576</i> |
| Villanova | 87-67-0 | .565 |
| James Madison | 62-52-0 | .544 |
| New Hampshire | 174-165-10 | .513 |
| Maine | 154-189-7 | .450 |
| Hofstra | 22-28-0 | .440 |
| <i>Boston U.</i> | <i>143-177-7</i> | <i>.448</i> |
| Richmond | 70-99-0 | .414 |
| Northeastern | 45-69-0 | .395 |
| Rhode Island | 122-225-7 | .355 |
| <i>Vermont</i> | <i>27-63-2</i> | <i>.304</i> |
| Towson | 7-16-0 | .304 |

Former members in italics

Offense Enjoys Record Afternoon at Towson

By rolling for 630 total yards (421 passing yards, 209 rushing) in the win over Towson, the Tribe's offensive attack set a school record for total yards against a conference opponent. The team's previous high for a league game was set at 603 yards during the team's 53-28 win over Villanova in 1994.

The team's 421 passing yards is the second-highest total in school history (for any game), second only to the team's 426 passing yards accumulated by David Corley in 2000 against Northeastern (a 26-15 Tribe win).

The Tribe's 630 yards of offense also set the Unitas Stadium record for a visiting team. The previous high was 619 yards by Howard University in 1999.

Individual Offensive Notes

Brooks Building Special Season

Despite having his streak of consecutive 100-yard afternoons stopped at two, senior all-conference tailback Elijah Brooks was his usual solid-self at Delaware, as he churned out 54 yards on 14 carries and added one reception for nine yards in an afternoon where he received limited snaps due to some bumps and bruises and the effective running of sophomore reserve tailback DeBrihan Holmes (seven attempts for 47 yards).

Brooks' 54-yard afternoon was one week removed from what could be considered his career-best day at Towson, as he helped power the upset by rushing for a personal-best 165 yards on 22 attempts. Brooks made his day even more memorable by also adding in his first career scoring toss, a 6-yard second-quarter completion to junior wide receiver Joe Nicholas, and a career-high tying five receptions for 33 additional yards. The 195 yards of total offense stands as his career-best performance.

Currently, Brooks' career rushing total stands at 2,517 yards, which stands in seventh-place on the school's all-time listings. The previous two weeks had seen Brooks vault two positions (as he moved from 11th to ninth after a 142-yard effort vs. Villanova and then from ninth to his current No. 7 positioning after the career day at Towson). The same jump can be made this weekend vs. Richmond, should Brooks post 30, or more, yards. A 50-plus yard effort would leap him into fifth-place, past Tyrone Shelton (2,534 yards; 1987-90) and Jon Smith (2,546 yards; 2001-04).

Brooks currently has four 100-yard efforts on the season and nine in his career. His nine 100-yard efforts currently rank him sixth all-time at William and Mary.

For the season, Brooks has run for 912 yards on 177 attempts (5.2 yds/att). His average of 91.2 yards a contest ranks third in the Atlantic 10. His numbers are made even more impressive by the fact that the College, as a team, has averaged 132.7 rushing yards a game. He has accounted for over half of the team's 303 total rushing attempts on the season and has eight of the squad's nine rushing touchdowns.

His two-touchdown performance against the Wildcats three weeks prior marked the fifth time in his career that he has scored two, or more, TDs in the same game.

Brooks has gained an additional 163 yards (on 23 receptions) and has two kick returns for 27 yards, which pushes his season all-purpose total to 1102 yards, an average of 5.4 yards a touch.

Moving Towards a Milestone

Brooks needs 88 yards rushing against Richmond to become the first Tribe back since Hameen Ali (1,022 yards in 1998) to break the 1,000-yard rushing barrier in a single season.

This feat is made a little more daunting when taking into account the fact that no Tribe back has run for more 88 yards vs. the Spider defense since the 1997 season (Alvin Porch, 36 carries for 176 yards in the Tribe's 10-7 win in Williamsburg).

Been a Long Time

Brooks' 165-yard afternoon two weeks ago at Towson was the biggest single-game output for a Tribe back since Jon Smith ran for 198 yards (on 32 carries) in a 34-27 win at New Hampshire in 2002.


Firm Grasp

Elijah Brooks has not miss handled the ball on any of his 202 touches this season (including 177 carries). Protecting the ball is nothing new for Brooks, as he has not fumbled since putting the ball on the ground in the second game of last season vs. VMI (a span of 19 games and 340 carries). In fact, since fumbling the ball in consecutive games during the 2004 season, Brooks has coughed the ball up just one time in his last 462 carries. Taking the stat one step further, Brooks is responsible for just three turnovers over 656 career attempts.

Throw-In

Prior to Brook's 3-yard touchdown connection with Nicholas, one has to go back to the 1999 season to find the last non-QB to throw a touchdown pass for the College, when then-wide receiver Michael Partlow completed a 44-yard touchdown pass to quarterback David Corely in the Tribe's Homecoming, 37-13, win over Maine.

Searching even further into the past game files, the last time a Tribe tailback tossed a touchdown came in the final



Redshirt freshman OL C.J. Muse made his first career start at guard against Delaware last week.

Game Notes

game of the 1995 season when the College's all-time leading rusher Derek Fitzgerald put a special touch on his final collegiate game by connecting with Josh Whipple on a 5-yard scoring play in the team's win over Richmond.

Did You Know?

That Brooks' 912 rushing yards represents 69% of the team's total rushing output (of 1,327 yards). This is currently the highest percentage by an individual Tribe rusher since Alvin Porch's tremendous 1997 campaign, which saw him account for an amazing 85% of the team's total rushing output by gaining 1,316 of the team's 1,547 total rushing yards.

Holmes Heating Up

With the durability and productivity of Brooks, sophomore tailback DeBrian Holmes hasn't seen much extended action this season. But, over the past two weeks, Holmes has made the most of his limited opportunities, as he has carried the ball 10 times for 86 yards, including 47 yards on just seven attempts at Delaware this past weekend. Also included in his standout afternoon vs. the Blue Hens was three catches for 31 yards.

For the season, Holmes has contributed 40 carries for 228 yards and one score, while he has also brought down 16 passes for 105 yards.

Record Receiver

One week after becoming just the 10th-Tribe wide receiver to break the 2,000-yard career receiving barrier, junior wide receiver Joe Nicholas moved into ninth-place on the school's career receiving yardage listings by making five catches for 50 yards against the Blue Hens. The effort moved his career total to 2,066 yards, past Mike Tomlin (2,054; 1991-94), leaving Dominique Thompson's eighth-place mark of 2,123 just 57 yards out of reach.

Two weeks ago, at Towson, Nicholas turned in one of his best performances on the season by setting season-highs in receiving yards (104), receptions (6) and touchdowns (2). Included in his afternoon was a Tribe season-long, and personal career-long, 76-yard catch and run in the second quarter.

Coming into the final game of his junior season, the Sugarloaf, Pa. native has 155 career catches and sits in seventh place on the school's all-time receptions listing. He now stands seven catches from passing Harry Mehre (1985-88, 161) for sixth-place. With another game remaining in the 2006 season, and an entire year of eligibility, Nicholas is in position to make a serious run at former William and Mary great Rich Musinski's school career record of 223 receptions.

Earlier this season, Nicholas had a 24-game streak of at least one catch snapped at James Madison (as he was injured on the first play of the second quarter and couldn't return to action). For his career, he has made at least one catch in 30 of his 33 career appearances. A closer look at the numbers will also show that Nicholas has gone for three, or more, catches 24 times in his career. He has either tied or led the team in catches 19 times over the last three seasons.

Nicholas currently leads the team in both receptions (37), receiving yards (536) and receiving touchdowns (seven).

Potts Passing Fancy

Junior quarterback Mike Potts returned to his home state of Delaware and had a solid afternoon throwing the ball, completing 19 of his 36 attempts for 207 yards and two scores. The only blemish on his outing came in the form of three very uncharacteristic interceptions. The three picks were one more than he had recorded over his first 164 attempts on the season and nearly equaled his entire career total (four in 308 attempts) coming into the game.

This contest came just one week after a break-out performance against Towson, where Potts set career highs in passing yards (409) and completions (28 in 44 attempts). But, perhaps more impressive than his passing numbers, was the poise and command of the offense he showed late in the last second, 29-28, Tribe upset. He led the College on a 10-play, 53-yard drive which started with just 1:26 remaining in the fourth quarter and ended with Blair Pritchard knocking through the game-winning 34-yard field goal with just five ticks left on the game clock. Potts' right arm accounted for all 53 yards, as he completed seven of his nine attempts on the march to three different receivers. When looking at the decisive fourth quarter as a whole, Potts helped lead the team to 12 points, completing 11 of his 14 total attempts in the stanza for 119 yards, including a 45-yard touchdown pass to D.J. McAulay.


Potts has had a penchant for the big play this season, as seven of his 10 scoring passes on the season have gone for more than 30 yards. He has thrown TD passes of 76, 57, 54, 49, 45, 34 and 32 yards on the season.

Currently, the Middletown, DE native has completed .590 of his passes (118-200). For his career, Potts has connected on .590 of his passes (203 of 344 attempts) for 2,445 yards and 18 TDs (against just seven interceptions).

Saturday's action against Delaware marked Potts' fifth start of the season (his first came five weeks ago at UMass).

Did You Know?

That Mike Potts' 409-yard passing effort was the second-highest total in school history (second only to David Corey's 426-yard afternoon vs. Northeastern in 2000). The 400-plus yard afternoon makes him only the fourth QB in 110-plus year Tribe history to break the 400-yard barrier in a single game, with the others being David Murphy (401 yards at Marshall in



Junior QB Mike Potts has passed for over 600 yards and four touchdowns in his last two games.

Tribe Record Watch

Touchdown Receptions

| | | |
|-----|---|----|
| 1. | Rich Musinski, 2000-03 | 31 |
| 2. | Dave Conklin, 1996-99 | 27 |
| 3. | Harry Mehre, 1985-88 | 26 |
| 4. | Mike Tomlin, 1991-94 | 20 |
| 5. | Chris Rosier, 1997-2000 | 19 |
| 6. | Joe Nicholas, 2004- Vito Ragazzo, 1948-50 | 18 |
| 8. | Josh Whipple, 1994-96 | 17 |
| 9. | Dominique Thompson, 2001-04 | 16 |
| 10. | Kurt Wrigley, 1980-82 | 15 |
| 11. | Corey Ludwig, 1991-93 Glen Bodnar, 1982-84 | 14 |

Receptions

| | | |
|-----|---|-----|
| 1. | Rich Musinski, 2000-03 | 223 |
| 2. | Dave Conklin, 1996-99 | 190 |
| 3. | Jeff Sanders, 1981-84 | 175 |
| 4. | Chris Rosier, 1997-00 | 174 |
| 5. | Michael Clemons, 1983-86 | 172 |
| 6. | Harry Mehre, 1985-88 | 161 |
| 7. | Joe Nicholas, 2004- | 155 |
| 8. | Glenn Bodnar, 1982-84 | 145 |
| 9. | Kurt Wrigley, 1980-82 | 141 |
| 10. | Terry Hammons, 1991, 1993-95 Corey Ludwig, 1990-93 | 140 |

Receiving Yards

| | | |
|-----|-------------------------------|------|
| 1. | Rich Musinski, 2000-03 | 4168 |
| 2. | Dave Conklin, 1996-99 | 3269 |
| 3. | Chris Rosier, 1997-00 | 2884 |
| 4. | Harry Mehre, 1985-88 | 2748 |
| 5. | Jeff Sanders, 1981-84 | 2352 |
| 6. | Corey Ludwig, 1990-93 | 2349 |
| 7. | Terry Hammons, 1991, 1993-95 | 2134 |
| 8. | Dominique Thompson, 2001-2004 | 2123 |
| 9. | Joe Nicholas, 2004- | 2066 |
| 10. | Mike Tomlin, 1991-94 | 2054 |
| 11. | David Knight, 1970-72 | 1995 |

Career 100-Yard Receiving Games

| | | |
|----|---|----|
| 1. | Rich Musinski, 1999-2003 | 21 |
| 2. | David Conklin, 1995-1999 | 12 |
| 3. | Chris Rosier, 1996-2000 Mark Compher, 1987-1990 | 8 |
| 5. | Joe Nicholas, 2004- Josh Whipple, 1992-1996 | 7 |



Tribe Record Watch

Career 100-Yard Rushing Games

| | |
|--------------------------------|----------|
| 1. Derek Fitzgerald, 1991-1995 | 19 |
| 2. Robert Green, 1988-1991 | 15 |
| 3. Alvin Porch, 1993-1997 | 14 |
| 4. Jim Kruis, 1975-1977 | 11 |
| 5. Troy Keen, 1992-1995 | 10 |
| 6. Elijah Brooks, 2004- | 9 |
| Tyrone Shelton, 1987-1990 | 9 |
| 8. Michael Clemons, 1983-1986 | 7 |

Career Rushing Yards

| | |
|--------------------------------|-------------|
| 1. Derek Fitzgerald, 1992-95 | 3744 |
| 2. Robert Green 1988-90 | 3543 |
| 3. Troy Keen, 1992-95 | 2949 |
| 4. Alvin Porch, 1994-97 | 2750 |
| 5. Jon Smith, 2001-2004 | 2546 |
| 6. Tyrone Shelton, 1987-90 | 2534 |
| 7. Elijah Brooks, 2004- | 2517 |
| 8. Jim Kruis, 1975-77 | 2404 |
| 9. Bill Deery, 1972-74 | 2401 |
| 10. Hameen Ali, III, 1997-00 | 2216 |
| 11. Phil Mosser, 1970-71 | 2171 |

Career 200-Yard Passing Games

| | |
|---------------------------------|----------|
| 1. David Corley, 1998-2002 | 31 |
| 2. Chris Hakel, 1987-1991 | 24 |
| 3. Mike Cook, 1994-1998 | 22 |
| 4. Stan Yagiello, 1982-1985 | 20 |
| 5. Lang Campbell, 2001-2004 | 18 |
| 6. Shawn Knight, 1990-1994 | 13 |
| 7. Kenny Lambiotte, 1985-1986 | 7 |
| David Murphy, 1981-1983 | 7 |
| 9. Craig Argo, 1986-1989 | 6 |
| 10. Jake Phillips, 2005- | 5 |
| Mike Potts, 2004- | 5 |

Tribe Honor Roll

Atlantic 10 Offensive Player of the Week

Mike Potts, QB, Nov. 5

Atlantic 10 Special Teams Player of the Week

Blair Pritchard, PK/P, Nov. 5

Atlantic 10 Rookie of the Week

Adrian Tracy, DE, Nov. 5
Adrian Tracy, DE, Sept. 24

2006 Preseason Honors

Cody Morris, Sr., OL

Preseason Second Team All-American (Sports Network)

Preseason Second Team All-American (I-AA.org)

Preseason All-Atlantic 10

1983) and Stan Yagiello (406 vs. James Madison in 1985).

Stepping Up

Redshirt freshman wide receiver R.J. Archer continues to be one of the team's most consistent performers, as he has quietly put together a very fine rookie campaign. Coming off his career best outing vs. Towson, which saw him set career highs in both receptions (6) and receiving yards (122), Archer was nearly as prolific against Delaware as he came down with five grabs for 80 yards.

Currently, Archer is the team's second-leading receiver on the season with 27 receptions for 446 yards. He is averaging a team best 16.5 yards a catch and has made at least one catch in all 10 games.

Talented Tight End

Senior all-conference tight end Matt Trinkle has made a tremendous impact on the Tribe attack in his senior season. With two catches for 14 yards vs. Delaware, Trinkle now has posted career bests in both receptions (22) and receiving yards (192).

Perhaps, more significantly, the 6-5, 260-pound native of Whitehall, Pa. has been a force along the line of scrimmage for the College, making a number of plays in the running game that has flourished recently. He is athletic enough to line up both at and off the line of scrimmage and has filled the role of h-back, when necessary.

For the year, his 22 receptions is fourth on the squad, and his 192 receiving yards is fifth.

He has teamed with junior tight end Drew Atchison to give the College a very formidable tight end combination, as Atchison has also impressed in his first season of extended action, bringing down 10 passes for 158 yards and a score.

Trinkle's career totals have seen him bring in 66 catches for a total of 585 yards.

Did You Know?

The College has not missed an extra point in 58 consecutive attempts. The last miss came on the final touchdown in the loss at Rhode Island in 2005.

Otey Outstanding

Junior fullback Matt Otey scored his first touchdown of the season on a 2-yard catch at Delaware. The scoring play temporarily brought the College within seven points (21-14) with just over seven minutes to play.

For his career Otey now has caught five passes for just 11 yards, but amazingly, he has produced four TDs. To put this in some perspective, redshirt freshman R.J. Archer has now covered 446 yards with 27 receptions this season and has yet to find the end zone.

Team Defensive Notes

Defense Gains Two Turnovers For Third-Straight Week

By recording interceptions on its first two series' at Delaware Saturday, the Tribe defense forced two turnovers for the third consecutive week. Sophomore Derek Cox ended the Blue Hens' first drive with an interception in the end zone, and true freshman corner David Caldwell came up with his first-career pick on the first snap of Delaware's next possession. With the two turnovers gained, W&M brought its season total to 18, just two shy of recording back-to-back seasons with at least 20 turnovers. The last time the Tribe forced 20, or more, turnovers in consecutive seasons was 2001-02. W&M has gained a turnover in nine of 10 games this season, with the only exception being the loss at UMass. The Tribe has forced multiple take-aways in six games this season.

Youthful Contributions

A look down the Tribe's depth chart for Delaware reveals 22 underclassmen, consisting of either sophomores, redshirt freshmen or true freshmen, in the 44 possible spots. With 12 of those spots found on the defensive side of the ball, it's not surprising to see many of the younger players near the top of the defensive statistics.

While senior linebacker Chris Ndubueze leads the team in tackles (70), the next four spots are occupied by sophomores or freshmen. Sophomore linebacker Michael Pigram is second with 65 stops after recording his third double-digit tackle game of the season with 10 at Towson and leading the squad with seven tackles at Delaware Saturday. Redshirt freshman defensive end Adrian Tracy is third on the squad with 62 total tackles, which includes a team-best 15.0 tackles for loss. Sophomore corner Derek Cox is fourth with 59, including a team-high 41 unassisted tackles, while sophomore safety Kevin Allen is fifth (52).

Cox leads the team with 10 passes defended, which includes nine pass break-ups and an interception, which he gathered on Saturday at Delaware. Tracy leads the squad with six quarterback sacks, and Pigram leads the team with three forced fumbles, while Allen has three pass break-ups, two forced fumbles and an interception.



Senior LB Chris Ndubueze leads the Tribe with 70 total tackles this season. He had a streak of four-straight games with double-digit tackles snapped at Delaware.

Game Notes

Youthful Contributions Part II

The Tribe's game at Delaware on Saturday also provided an opportunity for some of the unit's other young defenders to make significant contributions. With some injury issues in the secondary, redshirt freshman Fred Johnson and true freshman corners David Caldwell and Max Harris saw extended playing time against the Blue Hens. Johnson recorded a career high five total tackles, including two brilliant solo tackles on kick coverage. Caldwell had five total tackles as well and recorded his career interception in the first quarter, while Harris registered a pair of unassisted stops and three total tackles.

Veteran Linebackers Continue Strong Play

Although the Tribe's younger defenders have certainly been garnering high amounts of praise this season, the play of two senior linebackers over the second half of the season has also been notable. The former all-conference duo of Chris Ndubueze and Travis McLaurin has combined for 60 total tackles, 7.0 tackles for loss, three quarterback sacks, an interception and a fumble recovery in the last four games.

Ndubueze, who was an All-Atlantic 10 selection in 2004, had his streak of four-straight games with double-digit tackles snapped at Delaware Saturday, but did have a solid day against the Blue Hens with five stops, four unassisted, and a sack. He has 49 total stops over the last five games, including 28 unassisted stops and 6.0 tackles for loss with at least one TFL in all five games. Ndubueze was named the coaching staff's defensive player of the week after the JMU game, recording 10 stops in the contest, including eight unassisted, and a TFL.

McLaurin, an all-league pick in 2003, tallied nine total tackles and returned an interception nine yards, his first pick since the 2003 campaign, against JMU on Oct. 21. He tallied six total tackles, including two solos, assisted on a stop behind the line of scrimmage and returned a fumble nine yards in the fourth quarter, which eventually led to a Tribe field goal, against Villanova. At Towson, McLaurin registered five unassisted tackles and broke up two passes, before tallying two stops, including an unassisted tackle for loss at Delaware Saturday.

Tribe Tallies Five Sacks Against Towson

With frequent blitzing and solid play by the defensive line, the Tribe was able to record a season-high five quarterback sacks at Towson. The total was the squad's highest since registering five sacks also against Towson in a 44-13 Homecoming win in 2005 and against Richmond in a 38-14 victory back in 2004. The last time W&M had more than five sacks in a game was earlier in the 2004, when the Tribe tallied seven in a 37-17 win at Liberty.

Against Towson, redshirt freshman defensive end Adrian Tracy led the way with a career-best three unassisted sacks, earning his second A-10 Rookie of the Week award this season. Senior linebacker Chris Ndubueze also had an unassisted sack, and redshirt freshman tackle Sean Lissemore recorded his first career sack.

Individual Defensive Notes

Streak Snapped, But Ndubueze Named Defensive Player of the Week

Senior Chris Ndubueze has been one of the defense's most consistent contributors since moving back into the starting line-up at Liberty on Oct. 14, recording four straight double-digit tackle performances before finishing with five total stops at Delaware Saturday to each the coaching staff's defensive player of the week nod. Over his last five games, Ndubueze has tallied 49 total stops, including 28 solos and 6.0 tackles for loss. He was the first Tribe defender to tally double-digit tackles in three-straight since current linebacker Josh Rutter did it last season against Villanova, JMU and Delaware. The last player to record double-digit tackles in four-straight was current senior Travis McLaurin, who tallied double-figure tackles over each of the final eight games of the 2003 season en route to all-A-10 honors.

Ndubueze recorded the team's lone quarterback sack of the afternoon at Delaware and tallied four unassisted tackles overall. At Towson, Ndubueze led the squad for the third-straight week with 13 stops (8 solos) and added 2.0 tackles for loss and an unassisted quarterback sack. Against Villanova, Ndubueze led the team with 10 tackles, including six unassisted and a solo sack. At JMU on Oct. 21, he earned the coaching staff's defensive player of the week award for the first time after recording a team-high 10 tackles, including eight unassisted stops and a solo TFL. At Liberty, Ndubueze shined in his first start with 11 total tackles. He recorded a pair of unassisted stops, including a quarterback sack that resulted in a 7-yard loss on a third down play.

An all-conference performer in 2004, Ndubueze missed the entire 2005 season (personal reasons) but has come back with a solid senior season this fall. He leads the team with 70 total tackles and has 6.0 TFL and 4.0 quarterback sacks.

Cox Continues Solid Play

Sophomore Derek Cox has been another one of the team's most consistent contributors this season. Saturday at Delaware, Cox tallied five total tackles, including four unassisted, broke up a pass and recorded his first interception this season. The pick came in the end zone, and Cox returned it 25 yards. With the two passes defended, Cox brought his season total to 10, which is tied for fourth in the A-10. Two weeks ago at Towson, Cox recorded his second double-digit tackle effort of the season from his corner position, tallying 11 total stops with eight unassisted. He also broke up two passes. He ranks fourth



Sophomore LB Michael Pigram led the Tribe with seven total tackles at Delaware. Pigram is second on the team with 65 stops this season.

National Rankings

Sports Network I-AA Top 25 (Oct. 13)

| Team (First Place Votes) | 2006 Record | PR |
|---------------------------|-------------|----|
| 1. Appalachian State (84) | 10-1 | 1 |
| 2. Montana (2) | 9-1 | 2 |
| 3. Massachusetts(4) | 9-1 | 3 |
| 4. North Dakota State (8) | 9-1 | 5 |
| 5. Youngstown State (2) | 9-2 | 6 |
| 6. Illinois State | 8-2 | 7 |
| 7. James Madison | 8-2 | 4 |
| 8. Furman | 8-3 | 10 |
| 9. Hampton | 10-1 | 11 |
| 10. New Hampshire | 7-3 | 13 |
| 11. Southern Illinois | 7-3 | 14 |
| 12. Tennessee-Martin | 8-2 | 8 |
| 13. Coastal Carolina | 8-2 | 16 |
| 14. San Diego | 10-0 | 15 |
| 15. Montana State | 7-3 | 18 |
| 16. Cal Poly | 6-4 | 9 |
| 17. Eastern Illinois | 7-4 | 20 |
| 18. Princeton | 8-1 | 21 |
| 19. South Dakota State | 7-3 | 22 |
| 20. Northern Iowa | 6-4 | 12 |
| 21. Portland State | 7-4 | 23 |
| 22. Maine | 6-4 | 19 |
| 23. Delaware State | 8-2 | NR |
| 24. Towson | 7-3 | NR |
| 25. Alabama A&M | 8-2 | NR |

W&M In the Rankings in 2006

| Week | Sports Network |
|-----------|----------------|
| Preseason | RV |
| Sept. 4 | RV |
| Sept. 11 | RV |
| Sept. 18 | RV |
| Sept. 25 | - |
| Oct. 2 | - |
| Oct. 9 | - |
| Oct. 16 | - |
| Oct. 23 | - |
| Oct. 30 | - |
| Nov. 6 | - |
| Nov. 13 | - |
| Nov. 20 | - |
| Final | - |

Sports Network 2006 Preseason Top 25

| Team (First Place Votes) | 2005 Record | PR |
|--------------------------|-------------|----|
| 1. Appalachian State(68) | 12-3 | 1 |
| 2. New Hampshire (14) | 11-2 | 5 |
| 3. Montana (5) | 8-4 | 12 |
| 4. Northern Iowa (3) | 11-4 | 2 |
| 5. Furman (1) | 11-3 | 3 |
| 6. Cal Poly (3) | 9-4 | 6 |
| 7. Youngstown State | 8-3 | 14 |
| 8. James Madison | 7-4 | 25 |
| 9. Illinois State | 7-4 | 22 |
| 10. Massachusetts | 7-4 | 19 |
| 11. McNeese State | 5-4 | NR |
| 12. Georgia Southern | 8-4 | 9 |
| 13. Hampton | 11-1 | 10 |
| 14. Eastern Illinois | 9-3 | 16 |
| 15. Richmond | 9-4 | 8 |
| 16. Delaware | 6-5 | NR |
| 17. Southern Illinois | 9-4 | 7 |
| 18. Texas State | 11-3 | 4 |
| 19. North Dakota State | 7-4 | NR |
| 20. Eastern Kentucky | 7-4 | NR |
| 21. UC Davis | 6-5 | NR |
| 22. Montana State | 7-4 | 18 |
| 23. Grambling State | 11-1 | 11 |
| 24. Nicholls State | 6-4 | 17 |
| 25. Coastal Carolina | 9-2 | 24 |



on the team with 59 stops and leads the squad with 41 solo tackles.

The speedy sophomore has also been a valuable special teams weapon for the Tribe this season, ranking ninth in the A-10 in punt return average. Cox is averaging 7.6 yards per return and recorded a season-long 25-yarder in the loss at JMU.

Tracy Honored By Atlantic 10 A Second Time

Redshirt freshman defensive end Adrian Tracy was named the Atlantic 10 Rookie of the Week for the second time this season for his standout performance in the win over Towson on Nov. 4. Tracy continues to emerge as one of the bright young stars in the league and again displayed his talents with a career-high three quarterback sacks against the Tigers. He added another tackle for loss and finished with nine stops overall. Tracy was credited with three assisted tackles in the loss at Delaware.

Tracy has recorded at least a half-tackle for loss in eight of 10 games this season and is currently tied for fourth in the A-10 in tackles for loss with 15.0. Tracy's total of 15.0 tackles for loss is the best by a freshman under head coach Jimmy Laycock and the most since Jude Waddy tallied 13 as a redshirt freshman in 1994. The most tackles for loss by any Tribe player since 1980 is 18 by Craig Staub in 1993. The last Tribe player to record 15.0, or more, TFL in one season was Adam O'Connor during his All-American 2004 campaign. Here is a list of the top-five season totals for TFL under Laycock:

| TFL Total | Player | Year |
|-----------|---------------|------|
| 18 | Craig Staub | 1993 |
| 17 | Alan Garlic | 1990 |
| 15.5 | Adam O'Connor | 2004 |
| 15 | Adrian Tracy | 2006 |
| 15 | Marc Willson | 1990 |
| 15 | Alan Garlic | 1989 |
| 15 | Joe Lucas | 1981 |

Tracy is also sixth in the league with 6.0 quarterback sacks, averaging 0.67 per game. He is second among all league rookies in total tackles with 62, a figure that leads rookie defensive linemen. He received his first A-10 Rookie of the Week citation after recording a team-high nine tackles, including five unassisted stops and 1.5 quarterback sacks against VMI on Sept. 23. The only game Tracy hasn't recorded a TFL was the loss to Maine on Sept. 16. Tracy tallied a career-high 10 total tackles against Hofstra on Sept. 30.

Pigram Leads Tribe at Delaware

Sophomore linebacker Michael Pigram is another younger defender who is enjoying a solid season as his first as a starter. Pigram led the team with seven total tackles at Delaware Saturday, including five unassisted tackles with one coming behind the line of scrimmage. He turned in another standout effort in the victory over Towson, posting his third double-digit tackle game of the season with 10 stops, including a number of hard hits, a trend Tribe fans are quickly becoming accustomed to. Pigram recorded seven unassisted tackles in the victory and has now registered 39 stops over the last five games.

Pigram is second on team with 65 total tackles on the season. He leads the squad with three forced fumbles, after forcing two against Villanova. He finished with six total tackles against the Wildcats, including three unassisted and a solo TFL. Pigram's three forced fumbles on the season matches the third-highest total in the A-10. He registered a career-best 11 total tackles against Hofstra on Sept. 30, which included 10 solo stops.

Caldwell Making Big Impact As True Freshman

True freshman David Caldwell continued to show the Tribe faithful what they have to look forward to over the next three seasons with a number of big plays in the loss to Delaware on Saturday. The speedy corner recorded his first-career interception on a beautiful over the shoulders catch on a ball that appeared to be out of the reach of everyone. He also delivered a touchdown-saving pass break-up in the third quarter and finished with five total tackles in the game. Caldwell has registered 27 stops on the season with 14 unassisted. His impact hasn't been limited to the defensive side of the ball either, as Caldwell is third in the Atlantic 10 in kickoff returns, averaging 24.7 yards per return. He has returned 13 kicks on the season for a total of 321 yards, including two for 40 yards at Delaware.

Defensive Tribal Tidbits

The following are short notes from throughout the season on defensive players:

- Derek Cox recorded his first interception this season at Delaware, the second of his career.
- David Caldwell recorded his first career interception in the loss Saturday and a pass break-up.
- Fred Johnson recorded a career-high five total tackles at Delaware, including two in kick coverage.
- Chris Ndubueze was the first upperclassman to lead the team in tackles this season with 10 against JMU.
- Ndubueze had a streak of four-straight games with double-digit tackles snapped at Delaware (5).
- Adrian Tracy's three quarterback sacks at Towson were the most by a Tribe player since Adam O'Connor tallied three against Northeastern in 2004.
- Tracy's 15.0 tackles for loss are the most by a Tribe freshman since Jude Waddy recorded 13 in 1994.
- David Houff recorded his first career interception and a career-high six tackles, all solos, at Towson.
- Sean Lissimore recorded his first-career sack at Towson and finished with a career-high four solo tackles.
- Travis McLaurin's interception at JMU was the second of his career, but first since 2003 (VMI).
- Travis McLaurin's blocked field goal vs. Liberty was the second of his career (VMI, 2003).
- Michael Pigram's 10 unassisted tackles (of 11 total) are a season-high for the Tribe.
- C.J. Herbert is the first Tribe player with two blocked kicks in a season since Stephen Cason in 2003.
- A redshirt freshman or sophomore led the Tribe in tackles in the first six games this season.
- Alan Wheeling's 33-yard INT return at LU was the longest since James Miller's 80-yard return at Villanova last year.
- David Caldwell and Max Harris are the first two true freshman defenders to see playing time at corner since Hasani Cameron in 1998.
- Harris, who forced a fumble vs. VMI on Sept. 23, registered his first-career fumble recovery against Villanova.



True freshman DB David Caldwell recorded his first career interception at Delaware. He also ranks third in the A-10 in kickoff return average (27.4).

Head Coach Jimmye Laycock

William and Mary Head Coach Jimmye Laycock

27th Season

Career Record: 178-126-2 (.585)



Transcript from Monday's Atlantic 10 call:

Comments on W&M's 28-14 loss at Delaware on Saturday:

I thought Delaware played very well. I thought they threw it around well. I thought we were inconsistent. I think at some points we looked good, and other times, we didn't. We had the three interceptions, which is very uncharacteristic of us. That's the one thing that has been pretty good for us, is that we haven't turned it over, that and penalties. You can't go up there and give them three. We did get two interceptions back, though. David Caldwell, a true freshman defensive back, had a good play on one, and [sophomore] Derek Cox on another one. But, by and large, they played better than we did, especially in some one-on-one match-ups. We got some one-on-one match-ups in the passing game, and they won them. We won one of them, and I think that's pretty much the tail of the game.

Do you think the [Atlantic 10] has gotten too big, maybe for its own good, in regards to teams in the playoffs and getting multiple teams in out of the league?:

Well, if someone takes an objective view and looks at it and understands that every time you play on Saturday, somebody's going to win and somebody's going to lose. In this league, it's a fine line, and there are some very, very good teams in the league. As long people take a look at it in the proper way, I don't think it's gotten too big.

How many teams this year, from what you've seen, are of playoff caliber?:

I think there's a lot. I wouldn't get into naming, or numbers, or anything like that, but I think there are a lot of good teams in this league and a lot of them could compete on the national level. No question there.

Going back to [Saturday's loss at Delaware], you talked about the interceptions. Was that something Delaware was doing?:

No, I think they did some things pretty well, and they played well on defense, better than they had the week before. They broke on the ball and made some good plays. But, [junior quarterback] Mike Potts probably made some poor decisions, one ball slipped out of his hand a little bit and they were there to take advantage of that.

What do you guys take from this season, and what are the things you build upon for next year?:

I don't even start thinking about next year, to be honest with you. We get ready each year to play at least 11 ball games. That's what our focus is, to play all 11 the best we can hopefully and to try and get ready for them the best we can. Then, after the season and after the dust settles and all that stuff, that's when we say okay lets point towards next year. But, I don't really start thinking about that yet.

What are some of the positives that you have seen this year, and who stands out?:

I think [senior all-conference tailback] Elijah Brooks stands out as having a great year for us. I think Elijah has had a great, great year for us running the ball and doing everything you want out of a back. I think [senior preseason All-American] Cody Morris at center made the transition from guard very well. He was an All-American guard, and I think he's had an outstanding year. I think at tight end, [senior all-conference performer] Matt Trinkle has really played extremely well. I think we've gotten better, especially along the offensive line, I think we've improved. The quarterback play has been up and down a little bit, but it's getting better. And defensively, we've had some guys that have stepped up. I thought [senior linebacker] Chris Ndubueze, the last part of the season, has really stepped it up, gotten back to his old form and played like he's capable of playing.

You mentioned Cody Morris making the move from guard to center. How difficult of a move is that?:

I think it's difficult given the calls that the center has to make. Really, the whole line, in our situation, is relying upon the center to make proper calls. And, he has to control blocking schemes on both sides of him, plus he has to worry about getting the ball to the quarterback, whether he's under center or whether he's in the shot gun. I think he's had an excellent year, and we're going to really miss him.

What about the [regular season finale and 116th all-time meeting] Richmond game, what are your thoughts on that?:

It's a traditional rivalry, and it's always been a big game, where you have something to shoot for. I've said many, many times, I'm glad we have a traditional rival game at the end of the season because it's years like this where you need something to be focused on, and it gives our players something to be focused on. We had a very, very difficult time up there last year [41-7 loss]. [Richmond] played well against us last year, and like I said we've got 11 games in a season, and this is our last one. We want to get ready and play the best we can.

You've been in so many of these games [against Richmond], are there one or two moments that stand out, some wacky plays or odd results, a strange ending or something like that that stands out in this series?:

Yeah, in 1987, Curtis Jefferson came in, they pulled him off at wide receiver and put him in a quarterback, and he ran the option on us and beat us [20-7]. I'll never forget that one. I still kid him about that. But yeah, there are plenty of games that will stand out over the years. It's great for the players, but its also great for the alumni and fans to have a traditional game like this.

The Laycock File

Hometown: Hamilton, VA

Alma Mater: William and Mary (1970)

Graduate Degree: Clemson (1972)

Playing Career

1966-69 Lettered at both DB and QB at W&M

Coaching Career

| Year | Position, School |
|---------|---|
| 1970 | Offensive coach, Newport News High School |
| 1971-72 | Graduate Assistant, Clemson University |
| 1973-74 | Offensive Backfield Coach, The Citadel |
| 1975-76 | Quarterbacks Coach, Memphis State |
| 1977-79 | Offensive Coordinator, Clemson University |
| 1980- | Head Coach, College of William and Mary |

Winningest Active Division I / I-AA Coaches

(By Victories - Through Nov. 11)

| | |
|---------------------------------------|-----|
| 1. Bobby Bowden (Florida State) | 364 |
| 2. Joe Paterno (Penn State)..... | 361 |
| 3. Mike Kelly (Dayton) | 235 |
| 4. Bob Ford (Albany) | 217 |
| 5. Frank Beamer (Virginia Tech) | 196 |
| 6. Joe Taylor (Hampton)..... | 192 |
| 7. Al Bagnoli (Penn)..... | 190 |
| 8. Walt Hameline (Wagner)..... | 179 |
| Dennis Franchione (Texas A&M)..... | 179 |
| 10. Jimmye Laycock (W&M) | 178 |

Division I / I-AA Coaches Most Years at Current Schools

| | |
|--|----|
| 1. Joe Paterno (Penn State, 1966-2005)..... | 40 |
| 2. Bob Ford (Albany, 1973-2005) | 33 |
| 3. Bobby Bowden (Florida State, 1976-2005) | 30 |
| 4. Jimmye Laycock (W&M, 1980-2005) | 26 |

Career A-10 Coaching Victories (Through Oct. 21)

| | |
|--|----|
| 1. Bill Bowes (UNH, 1972-98) | 97 |
| 2. "Tubby" Raymond (UD, 1966-01) | 89 |
| 3. Andy Talley (VU, 1985-) | 87 |
| 4. Jimmye Laycock (W&M, 1993-) | 69 |
| 5. Jim Reid (UMass, 1986-91, UR, 95-03)..... | 61 |

Laycock in the NCAA I-AA Playoffs

| Year | Round | Opponent, Result |
|------|---------------|------------------------------|
| 1986 | First Round | Delaware, 17-51 (L) |
| 1989 | First Round | Furman, 10-24 (L) |
| 1990 | First Round | Massachusetts, 38-0 (W) |
| | Quarterfinals | Central Florida, 38-52 (L) |
| 1993 | First Round | McNeese State, 28-34 (L) |
| 1996 | First Round | Jackson State, 45-6 (W) |
| | Quarterfinals | Northern Iowa, 35-38 (L) |
| 2001 | First Round | Appalachian State, 27-40 (L) |
| 2004 | First Round | Hampton, 42-35 (W) |
| | Quarterfinals | Delaware, 44-38, 2 OT (W) |
| | Semifinals | James Madison, 34-48 (L) |

Laycock vs. The Atlantic 10

| Team | W | L | T |
|---------------|----|----|---|
| Delaware | 11 | 16 | 0 |
| Hofstra | 2 | 2 | 0 |
| James Madison | 12 | 15 | 0 |
| Maine | 5 | 2 | 0 |
| Massachusetts | 4 | 6 | 0 |
| New Hampshire | 9 | 2 | 0 |
| Northeastern | 10 | 2 | 0 |
| Rhode Island | 9 | 2 | 0 |
| Richmond | 19 | 7 | 0 |
| Towson | 4 | 0 | 0 |
| Villanova | 9 | 7 | 1 |



Making An Impact: Facility Upgrades

The Jimmye Laycock Football Center

On Friday, Sept. 15, ground was broken on the Jimmye Laycock Football Center, a future 30,000-square foot complex that will be located at the northwest corner of the stadium on what is the Tribe's football practice field at a cost of \$11 million.

The ceremony was attended by many prominent alumni and former players, as well a number of friends and donors to the Athletics Department.

The center will provide a new home for team and coaches lockers, an athletic training room, an equipment storage area, coaches offices, conference rooms, and administrative support areas – as well as an entrance that will include a Tribe Football Hall of Fame space. The project is scheduled to be finished in the fall of 2007.

The two-story football complex was designed by Moseley Architects out of Virginia Beach and HOK Sport, an internationally renowned architectural firm based in Kansas City, Mo., whose clients include sports venues at nearly every level, including Oriole Park at Camden Yards.

Officials worked closely with the building designers to ensure the complex complements the architecture of Zable Stadium and conforms to the campus design guidelines.



President Gene R. Nichol and Walter Zable were among the many guests for Friday's ground-breaking ceremony for the Jimmye Laycock Center.

FieldTurf Installation at Zable Stadium

During the spring, the W&M Athletics Department announced plans for the conversion of the natural grass playing surface in Zable Stadium to a state of the art, synthetic playing surface for the 2006 football season.

In July, the installation of the new playing surface, FieldTurf Pro, was completed, giving the Tribe one of the nation's finest playing fields. The installation, at an estimated total cost of \$840,000, was performed by Ballard Sports out of Cary, N.C.

FieldTurf features a non-abrasive fiber surface that resembles natural grass blades. Its blend of specially treated Polyethylene fibers prevents abrasions, or "rug burn". Unlike traditional synthetic turf, which relied on an underlying shock pad for player comfort and safety, FieldTurf grass fibers are surrounded and stabilized by a special blend of "synthetic earth" - a mixture of smooth, rounded silica sand and rubber granules. The sand and rubber are precision layered and provide a stable, resilient, uniform, shock-absorbing surface.

The Tribe's playing field is the same surface used by 24 NFL teams, including the Detroit Lions, host of Super Bowl XL in 2006. It is a football-dedicated surface and only has markings specific to the sport.

The FieldTurf project is the second major completed upgrade at the venerable stadium, as last season saw the school raise \$650,000 to place permanent light fixtures at Zable.



The Laycock Center Facts

Overview

- Total Estimated Cost: \$11 million
- 30,445 square foot, two-story building
- Building will house football offices, meeting space, training room, equipment room and locker room

Office Space

- Eight coaches offices, including 500 square foot head coaching suite with balcony view into Zable Stadium
- Assistant coaches offices will overlook practice field
- All offices will be networked into a state-of-the-art video system
- 300 square foot video production room

Meeting Spaces

- One 2,500 square foot team meeting room with wall-to-wall carpet
- Four additional position meeting rooms, averaging 300 square feet
- All meeting areas networked with video system
- 900 square foot recruiting lounge with window and balcony overlooking Zable Stadium

Lobby

- 1,650 square foot area serving as grand entrance with circular stairwell to offices
- Sky lights
- Will display prominent moments from program's proud history

Training Room


- 3,900 square foot state-of-the-art room, featuring 2,800 square foot treatment and taping area
- Hydro-therapy room
- Doctor's exam room
- Staff lockers

Locker Room

- 4,200 square foot carpeted room with 100 lockers
- Breakout meeting space
- Cable television
- Full bathroom/shower and drink station

Equipment Room

- 2,300 square foot area with washers, dryers and lockers
- Walk-up, pass-through laundry station
- Abutting loading dock access



MOSELEY / HOK

In the Spotlight

Zach Stout, Senior, Defensive Back

Where are you from?: Mechanicsville, Virginia

You were born and raised in Richmond, Virginia, more or less?: No, I was born and raised in Hanover County.

What is Hanover County known for?: Tomatoes and its Brunswick stew. Miss Fearnor's Brunswick stew. Hanover County Tomatoes.

In high school, what non-athletic activities were you involved with?: The biggest one was DECA—it was a marketing type club or group.

What did you do with this group?: It was a class I signed up to take because I was interested in business in high school and then there was a club associated with it, DECA. What you did was there was competitions locally, regionally state-wide and then nationally where you were put into certain business scenarios and you had to come up with a solution to a problem and it was broken down into finance sectors, marketing sectors like sports, etc ... I was interested in the finance of sports. You would go to a competition where a certain problem was posed, and based on how well you solved them, judges would score your performance.

How well did you do?: I went to the state competition, and actually, in my freshman year I went to national competition in Florida for a project I did in finance.

You are currently a Bio major, with aspirations to attend medical school, who long have you been interested in pursuing a career as a doctor?: As I've written in my med school applications, my interest in med school stems from when I was very little. I remember being in probably first or second grade and one of the assignments we did was picking an occupation out of a book of flash cards. I remember finding and taking the one for being a plastic surgeon out and showing the teacher. Around that same age, my parents tell me that I was watching TV and saw a commercial for Operation Smile and I turned and told them both that it was what I was going to grow up to do. Which is where I hope I will one day end up.

Being a plastic surgeon?: One thing I don't want to get too caught up in the whole cosmetic surgery thing. I don't plan on moving to Los Angeles and being a surgeon. I would like to stay in Hanover County, if at all possible. My parents have always raised me to give back and I see myself doing some sort of pro-bono work, like Operation Smile. Being that I am engaged (to Meredith Poarch), I am going to first have to make sure that I can take care of my family first, then I will want to give back to the community.

How did you wind up coming to William and Mary?: Well, it came down to the choice between going to Virginia Commonwealth on a full scholarship (a Presidential Scholarship) or coming to William and Mary and try and play football. It really was a difficult decision to turn down the money VCU was offering and not many people would have done what I did, but I just felt that coming to a William and Mary was a much better fit for me. Getting to play college football was very important to me and I felt I was good enough.

Where you recruited to play at William and Mary?: Not really. I had to call [defensive coordinator] Matt McLeod and ask him if it was okay for me to come and try out. I was the truest sort of walk on.

How would you synopsise your five years within the William and Mary program?: A lot of hard work for a bittersweet payoff in the end. I've had my share of setbacks.

Can you quickly go through some of them?: After spending my redshirt freshman year just earning my place on the squad from being a walk-on to member of the travel squad, I went into my redshirt freshman year looking to challenge for playing time at one of our three safety positions. Some injuries allowed me to get on the field early in the season and I had an opportunity to really get a chance for some playing time. But, unfortunately, on my second play from scrimmage that season, I tore my MCL and missed the rest of the season. The next season, we changed defensive coordinators [from Tom Clark to Jim Pletcher] and we went from a three safety scheme to starting just a pair. I was behind to very established starters in James Miller and Jon Shaw and didn't get a lot of snaps. I stayed healthy and got to contribute as a member of the special teams units for the past two seasons. Coming into my senior year, everything looked like it was set up for me to be the starter at one safety and the staff gave me a full scholarship. I had a good spring and stayed and worked the entire summer in Williamsburg to get in the best shape of my career. From where I had come from, a walk on getting no money, to a projected starter with a full scholarship, I felt like I had come full-circle. Then, in just the second week of summer camp, I tore my ACL during a non-contact drill and did just enough damage that it wasn't going to be possible to play.

Once you learned your fate for this season, how did that effect your mind set?: It was tough. A lot of me kept hoping that something would allow me to come back in some capacity to be on the field. But the MRI results weren't good and I wasn't going to be able to risk it. But, by nature, I am pretty realistic and I understood then that my playing season was over. But, I still felt obligated to the staff and the rest of my teammates to stay as involved as I could be. They put faith in me by giving me a scholarship, so I was going to do everything I still could to earn it. I've been at almost every meeting and practice since I've been injured and am on the sidelines during games, acting as an extra set of eyes for the defensive staff, helping to read opponent tendencies and just doing whatever they ask of me. I am especially glad that I have stayed on and been able to help my teammates through what has been a tough season.

What do you think you've learned about yourself and your teammates this season?: I've learned that you can do everything right and things still might not work out for you. This was a lesson I both learned personally this season, with my own injury, and as a member of the team. But that is exactly how life is and you have to take the good with the bad and make the most of what opportunities you have.

What are your immediate post-graduation plans?: My plans are still coming together. Right now I am in the application process to the Medical College of Virginia. Once I know that I am accepted, I am going to look into pursuing the path of working with the military, probably the Navy, and go through its system to pay for the schooling, then work off the scholarship after I graduated by serving.

How do you feel being a walk-on in this program has set you up for the future?: Being a walk on in this program makes you work for everything you get and it is a good lesson to learn early on. You have to prove you have what it takes to play at this level. Whether that is a one, two or three year process, if you stick with it, it pays off. You get the opportunities and they are what you make of them. Again, this is just like all facets of life.





Tribe Alphabetical Roster

| No. | Name | Pos. | Elg. | Ht. | Wt. | Hometown | High/Prep School |
|-----|------------------------|-------|---------|------|-----|-----------------------|-------------------------|
| 41 | Alexander, Sheldon | DB | Fr. (R) | 6-1 | 205 | Gordonsville, Va. | Woodberry Forest |
| 36 | Allen, Kevin | DB | So. (R) | 6-2 | 205 | Richmond, Va. | Highland Springs |
| 65 | Allison, Kyle | DL | Fr. | 6-2 | 280 | Burke, Va. | Lake Braddock Secondary |
| 26 | Alvarado, Michael | DB/WR | Fr. | 6-0 | 180 | Gaithersburg, Md. | Gaithersburg |
| 16 | Archer, R.J. | WR | Fr. (R) | 6-2 | 205 | Earlsville, Va. | Albemarle |
| 86 | Atchison, Andrew | TE | Jr. | 6-7 | 250 | Charlottesville, Va. | Albemarle |
| 88 | Boykin, Obie | DB | So. (R) | 6-3 | 205 | Williamsburg, Va. | Surry County |
| 9 | Brooks, Elijah | RB | Sr. (R) | 5-9 | 215 | Largo, Md. | DeMatha |
| 95a | Brooks, Sean | DL | So. | 6-4 | 210 | Poquoson, Va. | Poquoson |
| 49 | Bynum, Raphael | FB | Fr. (R) | 5-9 | 225 | Stafford, Va. | North Stafford |
| 19 | Caldwell, David | DB | Fr. | 5-11 | 200 | Montclair, N.J. | Lawrenceville School |
| 7 | Callahan, Mike | QB | Fr. | 5-11 | 190 | Mountville, Pa. | Hempfield |
| 67 | Cochran, Brent | OL | Jr. (R) | 6-5 | 300 | Reston, Va. | South Lakes |
| 32 | Coley, Delmus | RB | Sr. (R) | 5-8 | 198 | Virginia Beach, Va. | Floyd Kellam |
| 88a | Conyers, Terreon | WR | Fr. | 5-11 | 190 | Norfolk, Va. | Booker T. Washington |
| 7a | Cottingham, Ben | DB | Fr. | 5-9 | 175 | Abingdon, Md. | Edgewood |
| 37 | Cox, Derek | DB | So. (R) | 6-1 | 185 | Winterville, N.C. | J.H. Rose |
| 15 | Davis, Corey | WR | Sr. (R) | 6-1 | 200 | Chesapeake, Va. | Deep Creek |
| 54 | Dewispelaere, Nicholas | LB | Fr. | 6-0 | 205 | Virginia Beach, Va. | Floyd Kellam |
| 3 | Dill, Marshall | WR | Fr. | 5-10 | 170 | Woodbridge, Va. | C.D. Hylton |
| 81 | Dohse, Cameron | WR | Fr. | 6-0 | 180 | Clifton, Va. | Centreville |
| 45 | Falbo, Graham | FB | Jr. (R) | 6-0 | 235 | Centreville, Va. | Westfield |
| 59 | Foley, Jacob | OL | Fr. | 6-1 | 260 | Collinsville, Va. | Bassett |
| 13 | Francks, Evan | DB | Fr. | 5-11 | 200 | Medford, N.J. | Shawnee |
| 64 | Frazier, Matthew | OL/DL | Fr. | 6-3 | 290 | Poquoson, Va. | Poquoson |
| 79 | Grant, Michael | OL | So. (R) | 6-5 | 300 | Wrightstown, N.J. | Notre Dame |
| 31 | Harris, Max | DB | Fr. | 5-10 | 175 | Marietta, Ga. | Sprayberry |
| 95 | Herbert, Cortenous | DL | Fr. (R) | 6-3 | 260 | Germantown, Md. | Northwest |
| 17 | Hill, Chase | QB | Fr. | 6-2 | 195 | Virginia Beach, Va. | Princess Anne |
| 63 | Hill, Keith | OL/DL | Fr. | 6-4 | 305 | Hamilton Square, N.J. | Lawrenceville School |
| 83 | Hissong, Gareth | DE/TE | Fr. | 6-3 | 250 | Hanover, Pa. | Delone Catholic |
| 53 | Hiteshew, Luke | OL | So. (R) | 6-1 | 295 | Baltimore, Md. | Mount St. Joseph |
| 43 | Hobson, Jimmy | FB | Fr. | 5-11 | 215 | Cincinnati, Ohio | St. Xavier |
| 28 | Holmes, DeBrian | RB | So. (R) | 5-9 | 185 | Fort Eustis, Va. | Woodside |
| 35 | Horvath, Ryan | LB | Jr. (R) | 6-1 | 235 | Midlothian, Va. | Midlothian |
| 22 | Houff, David | DB | So. (R) | 6-1 | 185 | Blacksburg, Va. | Blacksburg |
| 74 | Humphreys, Tommy | OL | Fr. | 6-4 | 265 | Centreville, Va. | Centreville |
| 78 | Ilardo, Chris | OL | Fr. (R) | 6-3 | 316 | Baltimore, Md. | St. Paul's School |
| 58 | Jean-Pierre, Bryan | DL | Fr. | 6-3 | 245 | Doralville, Ga. | Dunwoody |
| 42 | Johnson, Fred | DB | Fr. (R) | 6-1 | 195 | Richmond, Va. | St. Christopher's |
| 92 | Jones, Ryan | DL | Jr. (R) | 6-3 | 260 | Blacksburg, Va. | Blacksburg |
| 51 | Kelley, Tim | OL | Jr. | 6-2 | 316 | Pataskala, Ohio | Watkins Memorial |
| 84 | Klatzkin, Daniel | TE | Fr. | 6-4 | 235 | Potomac, Md. | Randolph-Macon Academy |
| 80 | Lanning, Brian | WR | Fr. (R) | 6-0 | 170 | Frederick, Md. | Frederick |
| 99 | Larkins, Josh | DL | So. (R) | 6-2 | 320 | Toms River, N.J. | Toms River North |
| 93 | Lisemore, Sean | DL | Fr. (R) | 6-4 | 245 | Dumont, N.J. | Dumont |
| 2 | Mack, Elliott | WR | So. (R) | 6-0 | 195 | Irvington, N.J. | Delbarton |
| 25 | Marriner, Courtland | RB | Fr. | 5-9 | 180 | Chesapeake, Va. | Western Branch |
| 4 | McAulay, D.J. | WR | So. | 5-11 | 180 | New Haven, Conn. | Westminster School |
| 62 | McCutcheon, Thomas | OL | Fr. (R) | 6-5 | 310 | Chesapeake, Va. | Deep Creek |
| 52 | McLaurin, Travis | LB | Sr. (R) | 5-11 | 240 | Wilmington, Del. | Thomas McKean |
| 23 | McLaurin, Trevor | LB | Sr. (R) | 5-11 | 236 | Wilmington, Del. | Thomas McKean |
| 87 | Miller, David | K/P | Fr. | 6-0 | 170 | Centreville, Va. | Westfield |
| 73 | Miller, Tyler | OL/DL | Fr. | 6-3 | 280 | Virginia Beach, Va. | Kellam |
| 61 | Moore, Christopher | OL | Fr. (R) | 6-1 | 260 | Madison Heights, Va. | Amherst County |
| 68 | Morris, Cody | OL | Sr. | 6-4 | 285 | Jeansville, Pa. | Hazelton Area |
| 82 | Muro, Evan | TE | So. (R) | 6-6 | 250 | Newport News, Va. | Warwick |
| 56 | Muse, C.J. | OL | Fr. (R) | 6-4 | 305 | Lexington, S.C. | Lexington |
| 40 | Ndubueze, Chris | LB | Sr. (R) | 6-1 | 230 | Lanham, Md. | DeMatha |
| 57 | Neely, Brian | DL | Sr. (R) | 6-4 | 300 | Mechanicsville, Va. | Lee-Davis |
| 47 | Newby, Mario | DB | Fr. | 6-0 | 180 | Dendron, Va. | Surry County |

Tribe Football Rosters



| No. | Name | Pos. | Elg. | Ht. | Wt. | Hometown | High/Prep School |
|-----|--------------------|-------|---------|------|-----|---------------------|---------------------------|
| 27 | Nicholas, Joe | WR | Jr. (R) | 6-3 | 210 | Sugarloaf, PA | Hazelton Area |
| 30 | Nickerson, Matt | RB | Fr. (R) | 5-9 | 176 | Fairfax Station, VA | Woodson |
| 75 | O'Brien, Eric | OL | So. (R) | 6-1 | 270 | Abbottstown, PA | Delone Catholic |
| 56a | O'Brien, Kyle | LB | Fr. | 6-0 | 225 | Cockeysville, Md. | |
| 72 | Oliver, Justin | OL | Jr. (R) | 6-4 | 295 | Fairfield, PA | Gettysburg |
| 39 | O'Neill, T.J. | LB | Jr. (R) | 6-1 | 241 | Duxbury, MA | Tabor Academy |
| 46 | Otey, Matt | FB | Jr. (R) | 5-11 | 230 | Hershey, PA | Hershey |
| 18 | Phillips, Jacob | QB | So. (R) | 6-3 | 225 | Warm Springs, VA | Bath County |
| 21 | Pigram, Michael | LB | So. | 5-10 | 218 | Hopewell, VA | Hopewell |
| 10 | Potts, Michael | QB | Jr. (R) | 6-4 | 220 | Middletown, DE | Middletown |
| 91 | Pritchard, Blair | K/P | Sr. (R) | 5-11 | 235 | Mechanicsville, VA | Atlee |
| 96 | Pulley, Daniel | DL | Fr. (R) | 6-3 | 265 | Chesapeake, VA | Atlantic Shores Christian |
| 76 | Raxter, Joshua | OL/DL | Fr. | 6-6 | 270 | Marietta, GA | Pope |
| 50 | Reyher, Todd | LB | So. (R) | 6-0 | 215 | Williamsburg, VA | Lafayette |
| 24 | Riley, Richard | DB | Sr. (R) | 6-2 | 190 | Gaithersburg, MD | Gaithersburg |
| 89 | Robertson, Eric | WR | Fr. (R) | 6-2 | 180 | Barboursville, VA | Albemarle |
| 34 | Rojas, Christopher | LB | Fr. | 5-11 | 200 | Lightfoot, VA | Brunton |
| 44 | Rutter, Josh | LB | So. (R) | 6-3 | 230 | Union Bridge, MD | Francis Scott Key |
| 33 | Schonder, Thomas | RB | Fr. | 5-11 | 175 | Round Hill, VA | Loudoun Valley |
| 70 | Shafran, Jonathan | OL | So. (R) | 6-3 | 265 | Great Falls, VA | Langley |
| 38 | Smith, Colin | DE/TE | Fr. | 6-4 | 220 | Reedville, VA | Northumberland |
| 48 | Steinman, Wes | DB/LB | Fr. | 6-2 | 205 | Wilmington, NC | Hoggard |
| 71 | Stewart, Brad | OL | Jr. (R) | 6-3 | 300 | Bethel Park, PA | Bethel Park |
| 29 | Stout, Zach | DB | Sr. (R) | 6-0 | 195 | Mechanicsville, VA | Lee-Davis |
| 14 | Taylor, Christian | QB | Sr. (R) | 6-5 | 205 | Yorktown, VA | Grafton |
| 11 | Taylor, John | WR | Sr. (R) | 6-3 | 210 | Washington, D.C. | St. Albans |
| 66 | Toon, Derek | DL | Fr. | 6-3 | 280 | Chester, VA | Matoaca |
| 97 | Tracy, Adrian | DL | Fr. (R) | 6-4 | 235 | Sterling, VA | Potomac Falls |
| 85 | Trinkle, Matt | TE | Sr. (R) | 6-5 | 260 | Whitehall, PA | Allentown C. Catholic |
| 98 | Varno, Rob | TE | Fr. (R) | 6-5 | 225 | Wilmington, NC | Hoggard |
| 5 | Viola, Tony | RB | Jr. (R) | 6-1 | 217 | Broadway, VA | Stonewall Jackson |
| 69 | Watts, Carl | DL | Fr. | 6-3 | 240 | Midlothian, Va. | James River |
| 8 | Wheeling, Alan | DB | Sr. (R) | 5-9 | 180 | Dublin, VA | Pulaski County |
| 77 | Williamson, Brian | DL | Sr. | 6-3 | 290 | Nakina, NC | Whiteville |
| 94 | Wright, Josh | DL | Sr. (R) | 6-3 | 245 | Madison Heights, VA | Amherst County |

(R) - Redshirt

Tribe Numerical Roster

| | | | | | | | | | | | |
|----------|--------------------------|-------|---------|--------------------------|-------|----------|------------------------------|-------|----------|-------------------------|-------|
| No. | Name | Pos. | 28..... | Holmes, DeBrian | RB | 53..... | Hiteshew, Luke..... | OL | 79..... | Grant, Michael..... | OL |
| 2..... | Mack, Elliott | WR | 29..... | Stout, Zachary | DB | 54..... | Dewispelaere, Nicholas | LB | 80..... | Lanning, Brian..... | WR |
| 3..... | Dill, Marshall | WR/DB | 30..... | Nickerson, Matt..... | RB | 56..... | Muse, C.J. | OL | 81..... | Dohse, Cameron | WR/DB |
| 4..... | McAulay, D.J. | WR | 31..... | Harris, Max..... | DB/WR | 56a..... | O'Brien, Kyle..... | LB | 82..... | Muro, Evan | TE |
| 5..... | Viola, Tony | RB | 32..... | Coley, Delmus..... | RB | 57..... | Neely, Brian | DL | 83..... | Hissong, Gareth | DE/TE |
| 7..... | Callahan, Mike..... | QB | 33..... | Schonder, Thomas | RB | 58..... | Jean-Pierre, Bryan..... | OL/DL | 84..... | Klatzkin, Daniel | TE |
| 7a..... | Cottingham, Ben | DB | 34..... | Rojas, Christopher | LB | 59..... | Foley, Jacob | OL | 85..... | Trinkle, Matt | TE |
| 8..... | Wheeling, Alan..... | DB | 35..... | Horvath, Ryan | LB | 61..... | Moore, Christopher..... | OL | 86..... | Atchison, Andrew | TE |
| 9..... | Brooks, Elijah..... | RB | 36..... | Allen, Kevin | DB | 62..... | McCutcheon, Thomas | OL | 87..... | Miller, David | K/P |
| 10..... | Potts, Michael | QB | 37..... | Cox, Derek | DB | 63..... | Hill, Keith | OL/DL | 88..... | Boykin, Obie | DB |
| 11..... | Taylor, John | WR | 38..... | Smith, Colin..... | DE/TE | 64..... | Frazier, Matthew | OL/DL | 88a..... | Conyers, Terreon | WR |
| 13..... | Francks, Evan..... | DB/RB | 39..... | O'Neill, T.J. | LB | 65..... | Allison, Kyle..... | DL | 89..... | Robertson, Eric..... | WR |
| 14..... | Taylor, Christian | QB | 40..... | Ndubueze, Chris | LB | 66..... | Toon, Derek | OL/DL | 91..... | Pritchard, Blair | K/P |
| 15..... | Davis, Corey | WR | 41..... | Alexander, Sheldon | DB | 67..... | Cochran, Brent..... | OL | 92..... | Jones, Ryan | DL |
| 16..... | Archer, R.J. | QB/WR | 42..... | Johnson, Fred | DB | 68..... | Morris, Cody | OL | 93..... | Lissemore, Sean | DL |
| 17..... | Hill, Chase | QB | 43..... | Hobson, Jimmy | FB | 69..... | Watts, Carl | DL | 94..... | Wright, Josh | DL |
| 18..... | Phillips, Jacob..... | QB | 44..... | Rutter, Josh | LB | 70..... | Shafran, Jonathan | OL | 95..... | Herbert, Cortenous..... | DL |
| 19..... | Caldwell, David..... | DB/RB | 45..... | Falbo, Graham | FB | 71..... | Stewart, Brad | OL | 95a..... | Brooks, Sean..... | DL |
| 21..... | Pigram, Michael | LB | 46..... | Otey, Matt | FB | 72..... | Oliver, Justin | OL | 96..... | Pulley, Daniel | DL |
| 22..... | Houff, David | DB | 47..... | Newby, Mario | DB | 73..... | Miller, Tyler..... | OL/DL | 97..... | Tracy, Adrian..... | DL |
| 23..... | McLaurin, Trevor..... | LB | 48..... | Steinman, Wes | DB/LB | 74..... | Humphreys, Tommy | OL | 98..... | Varno, Rob..... | TE |
| 24..... | Riley, Richard | DB | 49..... | Bynum, Raphael..... | FB | 75..... | O'Brien, Eric..... | TE | 99..... | Larkins, Josh..... | DL |
| 25..... | Marriner, Courtland..... | RB/DB | 50..... | Reyher, Todd | LB | 76..... | Raxter, Joshua | OL/DL | | | |
| 26..... | Alvarado, Michael..... | DB/WR | 51..... | Kelley, Tim | OL | 77..... | Williamson, Brian..... | DL | | | |
| 27..... | Nicholas, Joe | WR | 52..... | McLaurin, Travis..... | LB | 78..... | Ilardo, Chris..... | OL | | | |



Start Chart / Red Zone

Start Chart: Game-By-Game Starters

| | Maryland | Maine | VMI | Hofstra | UMass | Liberty | JMU | Villanova | Towson | Delaware | Richmond |
|-----|---------------|---------------|---------------|---------------|---------------|---------------|---------------|---------------|---------------|---------------|---------------|
| QB | Phillips | Phillips | Phillips | Phillips | Potts | Phillips | Potts | Potts | Potts | Potts | Potts |
| TB | Brooks | Brooks | Brooks | Brooks | Brooks | Brooks | Brooks | Brooks | Brooks | Brooks | Brooks |
| FB | Otey | McAulay* | Atchison^ | Bynum | Archer* | Atchison^ | Atchison^ | Mack* | Atchison^ | Otey | |
| WR | Nicholas | Nicholas | Nicholas | Nicholas | Nicholas | Nicholas | Nicholas | Nicholas | Nicholas | Nicholas | Nicholas |
| WR | Mack | Mack | Mack | McAulay | McAulay | Archer | Archer | Archer | Archer | Archer | Archer |
| TE | Trinkle | Trinkle | Trinkle | Trinkle | Trinkle | Trinkle | Trinkle | Trinkle | Trinkle | Trinkle | Trinkle |
| LT | Cochran | Cochran | Cochran | Cochran | Cochran | Cochran | Cochran | Cochran | Cochran | Cochran | Cochran |
| LG | Oliver | Oliver | Oliver | Oliver | Oliver | Oliver | Oliver | Oliver | Oliver | Oliver | Oliver |
| C | Morris | Morris | Morris | Morris | Morris | Morris | Morris | Morris | Morris | Morris | Morris |
| RG | Hiteshew | Hiteshew | Hiteshew | Hiteshew | Hiteshew | Hiteshew | Hiteshew | Hiteshew | Hiteshew | Hiteshew | Muse |
| RT | Stewart | Stewart | Stewart | Stewart | Stewart | Stewart | Stewart | Stewart | Stewart | Stewart | Stewart |
| DE | Wright | Wright | Wright | Wright | Wright | Wright | Wright | Wright | Wright | Wright | Wright |
| DE | Tracy | Tracy | Tracy | Tracy | Tracy | Tracy | Tracy | Tracy | Tracy | Tracy | Tracy |
| DT | Herbert | Herbert | Herbert | Herbert | Herbert | Herbert | Herbert | Herbert | Herbert | Herbert | Herbert |
| DT | Williamson | Williamson | Williamson | Williamson | Williamson | Williamson | Williamson | Williamson | Williamson | Williamson | Williamson |
| OLB | Tre. McLaurin | Tre. McLaurin | Tre. McLaurin | Tre. McLaurin | Tre. McLaurin | Ndubueze | Ndubueze | Ndubueze | Ndubueze | Ndubueze | Ndubueze |
| ILB | Rutter | Rutter | Rutter | Tra. McLaurin | Tra. McLaurin | Tra. McLaurin | Tra. McLaurin | Tra. McLaurin | Tra. McLaurin | Tra. McLaurin | Tra. McLaurin |
| OLB | Pigram | Pigram | Pigram | Pigram | Pigram | Pigram | Pigram | Pigram | Pigram | Pigram | Pigram |
| SS | Alexander | Allen | Allen | Allen | Allen | Houff | Houff | Allen | Allen | Houff | Houff |
| FS | Wheeling | Wheeling | Wheeling | Wheeling | Wheeling | Wheeling | Wheeling | Wheeling | Houff | Wheeling | Wheeling |
| CB | Riley | Riley | Riley | Riley | Riley | Riley | Riley | Riley | Riley | Riley | Riley |
| CB | Cox | Cox | Cox | Cox | Cox | Cox | Cox | Cox | Cox | Cox | Cox |

*W&M started with three wide receivers and no FB. ^W&M started with two tight ends and no FB.

Tribe in the Red Zone

William and Mary Offense In the Red Zone

| Opponent | WM In Red Zone | WM TDs | WM FGs | WM FG Missed | WM No Score | RZ Score % |
|---------------|----------------|-----------|----------|--------------|-------------|-------------|
| Maryland | 1 | 1 | 0 | 0 | 0 | 100.0 |
| Maine | 3 | 2 | 1 | 0 | 0 | 100.0 |
| VMI | 5 | 3 | 1 | 0 | 1 | 80.0 |
| Hofstra | 1 | 1 | 0 | 0 | 0 | 100.0 |
| Massachusetts | 0 | 0 | 0 | 0 | 0 | 0.0 |
| Liberty | 3 | 2 | 0 | 0 | 1 | 66.7 |
| James Madison | 4 | 2 | 1 | 1 | 1 | 75.0 |
| Villanova | 4 | 3 | 1 | 0 | 0 | 100.0 |
| Towson | 5 | 1 | 3 | 0 | 1 | 80.0 |
| Delaware | 2 | 2 | 0 | 0 | 0 | 100.0 |
| Richmond | | | | | | |
| SEASON | 28 | 17 | 7 | 1 | 4 | 85.7 |

Opponents in the Red Zone

| Opponent | Opp. in RZ | Opp. TDs | Opp. FGs | Opp. FG Missed | Opp. No Score | Opp. Score % |
|---------------|------------|-----------|----------|----------------|---------------|--------------|
| Marshall | 5 | 3 | 2 | 0 | 0 | 100.0 |
| Maine | 2 | 2 | 0 | 0 | 0 | 100.0 |
| VMI | 2 | 0 | 2 | 0 | 0 | 100.0 |
| Hofstra | 3 | 1 | 1 | 1 | 1 | 66.7 |
| Massachusetts | 5 | 4 | 1 | 0 | 0 | 100.0 |
| Liberty | 5 | 2 | 0 | 3 | 3 | 40.0 |
| James Madison | 5 | 3 | 1 | 0 | 1 | 80.0 |
| Villanova | 4 | 2 | 2 | 0 | 0 | 100.0 |
| Towson | 3 | 2 | 0 | 0 | 1 | 66.7 |
| Delaware | 5 | 4 | 0 | 1 | 1 | 80.0 |
| Richmond | | | | | | |
| SEASON | 39 | 23 | 9 | 5 | 7 | 82.1 |

Tribe Single-Game Highs



Individual Single-Game Highs

| | |
|------------------------|--|
| Pass Attempts: | 50, M. Potts at UMass, 10/7 |
| Pass Completions: | 28, M. Potts at Towson, 11/4 |
| Passing Yards: | 409, M. Potts at Towson, 11/4 |
| Passing TDs: | 2, four times, last - M. Potts at Delaware, 11/11 |
| Rushing Attempts: | 30, E. Brooks vs. Villanova, 10/28 |
| Rushing Yards: | 165, E. Brooks at Towson, 11/4 |
| Rushing TDs: | 3, E. Brooks vs. VMI, 9/23 |
| Receptions: | 6, J. Nicholas and R.J. Archer at Towson, 11/4 |
| Receiving Yards: | 122, R.J. Archer at Towson, 11/4 |
| Receiving TDs: | 2, J. Nicholas at Towson, 11/4 |
| Total Offensive Yards: | 414, M. Potts at Liberty, 11/4 |
| All-Purpose Yards: | 198, E. Brooks at Towson, 11/4 |
| Total Points: | 18, E. Brooks vs. VMI, 9/23 |
| Points Kicking: | 11, B. Pritchard at Towson, 11/4 |
| Points Rushing: | 18, E. Brooks vs. VMI, 9/23 |
| Points Receiving: | 12, J. Nicholas at Towson, 11/4 |
| Field Goals Made: | 3, B. Pritchard at Towson, 11/4 |
| Field Goals Attempted: | 3, B. Pritchard at JMU, 10/21; at Towson, 11/4 |
| PATs Attempted: | 5, B. Pritchard vs. VMI, 9/23 |
| PATs Made: | 5, B. Pritchard vs. VMI, 9/23 |
| Punts: | 8, B. Pritchard at Maryland, 9/2; at UMass, 10/7 |
| Punting Yards: | 298, B. Pritchard at UMass, 10/7 |
| Punting Average: | 46.0, B. Pritchard vs. Hofstra, 9/30; at Liberty, 10/14 |
| Punt Returns: | 4, D. Cox vs. VMI, 9/23; at Towson, 11/4 |
| Punt Return Yards: | 42, D. Cox vs. VMI, 9/23 |
| Kickoff Returns: | 6, D. Holmes at UMass, 10/7 |
| Kickoff Return Yards: | 114, D. Holmes at UMass, 10/7 |
| Kickoff Return Avg: | 33.5, D. Caldwell at Liberty, 10/14 |
| Interceptions: | 1, eight times, last - D. Cox & D. Caldwell at Delaware, 11/11 |
| Interception Yards: | 33, A. Wheeling at Liberty, 10/14 |
| Tackles: | 14, D. Cox at Liberty, 10/14 |
| Solo Tackles: | 9, M. Pigram vs. Hofstra, 9/30; D. Cox at Liberty, 10/14 |
| Tackles for loss: | 4.0, A. Tracy at Towson, 11/4 |
| Sacks: | 3.0, A. Tracy at Towson, 11/4 |
| Pass Breakups: | 3, D. Cox at Maryland, 9/2 |

Team Single-Game Highs

| | |
|---------------------------|--|
| Pass Attempts: | 50, at UMass, 10/7 |
| Pass Completions: | 30, at Towson, 11/4 |
| Passing Yards: | 421, at Towson, 11/4 |
| Passing TDs: | 3, at Towson, 11/4 |
| Yards Per Completion: | 21.0, vs. Hofstra, 9/30 |
| Rushing Attempts: | 42, vs. Villanova, 10/28 |
| Rushing Yards: | 262, vs. VMI, 9/23 |
| Rushing TDs: | 3, vs. VMI, 9/23; vs. Villanova, 10/28 |
| Yards Per Rush: | 8.5, vs. VMI, 9/23 |
| Total Yards: | 630, at Towson, 11/4 |
| Points Scored: | 38, vs. VMI, 9/23 |
| TDs Scored: | 5, vs. VMI, 9/23 |
| Total Plays: | 75, at Towson, 11/4 |
| Field Goals Made: | 3, at Towson, 11/4 |
| Field Goals Attempted: | 3, at JMU, 10/21; at Towson, 11/4 |
| PATs Attempted: | 5, vs. VMI, 9/23 |
| PATs Made: | 5, vs. VMI, 9/23 |
| Punts: | 10, at Maryland, 9/2 |
| Punting Yards: | 303, at Maryland, 9/2 |
| Punting Average: | 46.0, vs. Hofstra, 9/30; at Liberty, 10/14 |
| Punt Returns: | 4, vs. VMI, 9/23; at Towson, 11/4 |
| Punt Return Yards: | 42, vs. VMI, 9/23 |
| Kickoff Returns: | 8, at UMass, 10/7 |
| Kickoff Return Yards: | 152, at UMass, 10/7 |
| Kickoff Return Average: | 33.5, at Liberty, 10/14 |
| Interceptions: | 2, at Delaware, 11/11 |
| Interception Yards: | 33, at Liberty, 10/14 |
| Forced Fumbles: | 2, vs. VMI, 9/23; vs. Villanova, 10/28 |
| Fumble Return Yards: | 9, vs. Villanova, 10/28 |
| Turnovers Gained: | 4, at Maryland, 9/2 |
| Turnovers Lost: | 3, vs. VMI, 9/23; at Delaware, 11/11 |
| Sacks: | 5, at Towson, 11/4 |
| Sacks Allowed: | 6, at JMU, 10/21 |
| First Downs: | 27, at Towson, 11/4 |
| Third Down Conv. %: | 71.4 (5-7), vs. VMI, 9/23 |
| Fourth Down Conversion %: | 100.0 (3-3), vs. Villanova, 10/28 |
| Penalties: | 8, at Liberty, 10/14 |
| Penalty Yards: | 65, vs. Hofstra, 9/30 |
| Possession Time: | 32:59, at UMass, 10/7 |

Game-By-Game Individual Highs

| Opponent | Pass Att. | Pass Yards | Rushes | Rush. Yds | Receptions | Rec. Yds. | Tackles | TFLs | Sacks |
|-------------|--------------|---------------|------------|-------------|---------------------|--------------|------------------|---------------------|---------------------|
| at Maryland | 31, Phillips | 127, Phillips | 17, Brooks | 62, Brooks | 5, Mack/McAulay | 82, McAulay | 8, Allen | 1.0, five players | none |
| Maine | 44, Phillips | 184, Phillips | 12, Brooks | 29, Brooks | 5, McAulay/Nicholas | 53, McAulay | 10, Rutter | 1.0, Wright/O'Neill | 1.0, Wright/O'Neill |
| VMI | 17, Phillips | 111, Phillips | 15, Brooks | 146, Brooks | 3, Nicholas/Mack | 78, Nicholas | 9, Tracy | 2.5, Tracy | 1.5, Tracy |
| Hofstra | 22, Phillips | 189, Phillips | 15, Brooks | 79, Brooks | 3, Nicholas | 70, Nicholas | 10, Tracy/Pigram | 2.0, Tracy | 1.0, Tracy/Herbert |
| at UMass | 50, Potts | 244, Potts | 10, Brooks | 35, Brooks | 5, Nicholas/Brooks | 62, Brooks | 9, Cox | 1.0, Wheeling | none |
| at Liberty | 8, Potts | 77, Potts | 23, Brooks | 101, Brooks | 2, three players | 49, Archer | 14, Cox | 1.0, Ndubueze/Tracy | 1.0, Ndubueze |
| at JMU | 24, Potts | 187, Potts | 19, Brooks | 99, Brooks | 4, Brooks, Trinkle | 57, Trinkle | 10, Ndubueze | 2.5, Tracy | 1.0, Wright |
| Villanova | 24, Potts | 197, Potts | 30, Brooks | 142, Brooks | 4, Nicholas | 66, Atchison | 10, Ndubueze | 2.0, Wright | 1.5, Wright |
| at Towson | 44, Potts | 409, Potts | 22, Brooks | 165, Brooks | 6, Nicholas/Archer | 122, Archer | 13, Ndubueze | 4.0, Tracy | 3.0, Tracy |
| at Delaware | 36, Potts | 207, Potts | 14, Brooks | 54, Brooks | 5, Nicholas/Archer | 80, Archer | 7, Pigram | 1.0, three players | 1.0, Ndubueze |
| Richmond | | | | | | | | | |



Opponent Highs / Long Plays

Opponent Individual Single-Game Highs

| | |
|-------------------------|--|
| Pass Attempts: | 51, S. Schaefer (TU), 11/4 |
| Pass Completions: | 33, S. Schaefer (TU), 11/4 |
| Passing Yards: | 367, S. Schaefer (TU), 11/4 |
| Passing TDs: | 4, S. Schaefer (TU), 11/4 |
| Rushing Attempts: | 26, S. Mizzer (VMI), 9/23 |
| Rushing Yards: | 187, S. Baylark (UMASS), 10/7 |
| Rushing TDs: | 3, T. Nelson (UMASS), 10/7 |
| Receptions: | 11, D. Arnold (TU), 11/4 |
| Receiving Yards: | 123, A. Bransford (JMU), 10/21 |
| Receiving TDs: | 2, E. Yancy (TU), 11/4 |
| Total Offensive Yards: | 359, S. Schaefer (TU), 11/4 |
| All Purpose Yards: | 187, S. Baylark (UMASS), 10/7 |
| Total Points: | 18, T. Nelson (UMASS), 10/7 |
| Points Kicking: | 12, C. Koeplin (UMASS), 10/7 |
| Points Rushing: | 18, T. Nelson (UMASS), 10/7 |
| Points Receiving: | 12, E. Yancy (TU), 11/4 |
| Field Goals Made: | 3, R. Zarrilli (HU), 9/30 |
| Field Goals Attempted: | 4, R. Zarrilli (HU), 9/30 |
| PATs Attempted: | 6, C. Koeplin (UMASS), 10/7 |
| PATs Made: | 6, C. Koeplin (UMASS), 10/7 |
| Punts: | 5, A. Peters (VMI), 9/23 |
| Punting Yards: | 209, A. Peters (VMI), 9/23 |
| Punting Average: | 46.2, A. Podlesh (MD), 9/2; J. Pritchard (JMU), 10/21 |
| Punt Returns: | 3, D. Oquendo (MD), 9/2; K. Huggins (HU), 9/30 |
| Punt Return Yards: | 17, D. Oquendo (MD), 9/2; K. Huggins (HU), 9/30 |
| Kickoff Returns: | 4, S. Koroma (VU), 10/28 |
| Kickoff Return Yards: | 108, S. Koroma (VU), 10/28 |
| Kickoff Return Average: | 27.0, S. Koroma (VU), 10/28 |
| Interceptions: | 1, eight times, last - three different players (UD), 11/11 |
| Interception Yards: | 23, Andrew (UD), 11/11 |
| Tackles: | 18, A. Jordan (JMU), 10/21 |
| Solo Tackles: | 14, K. Scott (TU), 11/4 |
| Tackles for loss: | 4.5, A. Jordan (JMU), 10/21 |
| Sacks: | 2.0, K. Winston (JMU), 10/21 |
| Pass Breakups: | 4, R. Woodard (UD), 11/11 |

Opponent Team Single-Game Highs

| | |
|---------------------------|--|
| Pass Attempts: | 51, Towson, 11/4 |
| Pass Completions: | 33, Towson, 11/4 |
| Passing Yards: | 367, Towson, 11/4 |
| Passing TDs: | 4, Towson, 11/4 |
| Yards Per Completion: | 24.5, UMASS, 10/7 |
| Rushing Attempts: | 51, VMI, 9/23 |
| Rushing Yards: | 315, Liberty, 10/14 |
| Rushing TDs: | 5, UMASS, 10/7 |
| Yards Per Rush: | 6.9, UMASS, 10/7 |
| Total Yards: | 596, UMASS, 10/7 |
| Points Scored: | 48, UMASS, 10/7 |
| Touchdowns Scored: | 6, UMASS, 10/7 |
| Total Plays: | 77, Towson, 11/4 |
| Field Goals Made: | 3, Hofstra, 9/30 |
| Field Goals Attempted: | 4, Hofstra, 9/30 |
| PATs Attempted: | 6, UMASS, 10/7 |
| PATs Made: | 6, UMASS, 10/7 |
| Punts: | 5, Maine, 9/16; VMI, 9/23 |
| Punting Yards: | 209, VMI, 9/23 |
| Punting Average: | 46.2, Maryland, 9/2; JMU, 10/21 |
| Punt Returns: | 5, Maryland, 9/2 |
| Punt Return Yards: | 37, Maryland, 9/2 |
| Kickoff Returns: | 6, Towson, 11/4 |
| Kickoff Return Yards: | 129, Villanova, 10/28 |
| Kickoff Return Average: | 25.8, Villanova, 10/28 |
| Interceptions: | 3, Delaware, 11/11 |
| Interception Yards: | 46, Delaware, 11/11 |
| Forced Fumbles: | 2, UMASS, 10/7 |
| Fumble Return Yards: | none |
| Turnovers Gained: | 3, VMI, 9/23; Delaware, 11/11 |
| Turnovers Lost: | 4, Maryland, 9/2 |
| Sacks: | 6, JMU, 10/21 |
| Sacks Allowed: | 5, Towson, 11/4 |
| First Downs: | 24, Villanova, 10/28; Delaware, 11/11 |
| Third Down Conversion %: | 77.8 (7-9), Delaware, 11/11 |
| Fourth Down Conversion %: | 100.0 (1-1), four times, last - JMU, 10/21 |
| Penalties: | 9, Liberty, 10/14 |
| Penalty Yards: | 85, Liberty, 10/14 |
| Possession Time: | 36:01, Liberty, 10/14 |

Tribe Longest Plays of the Season

| | |
|--------------|---|
| Rush: | 27, E. Mack vs. Villanova, 10/28 |
| Rushing TD: | 20, E. Brooks vs. VMI, 9/23 |
| Pass: | 76, M. Potts to J. Nicholas at Towson, 11/4 |
| Passing TD: | 76, M. Potts to J. Nicholas at Towson, 11/4 |
| Punt Return: | 25, D. Cox at JMU, 10/21 |
| Kickoff Ret: | 46, D. Caldwell at Liberty, 10/14 |
| INT Return: | 33, A. Wheeling at Liberty, 10/14 |
| Punt: | 54, B. Pritchard at Liberty, 10/14 |
| Field Goal: | 34, twice, B. Pritchard at Towson, 11/4 |
| Drive: | 92, 13 plays, 5:22, TD, at JMU, 10/21 |

Opponent Longest Plays of the Season

| | |
|-----------------|--|
| Rush: | 62, R. Jennings (LU), 10/14 |
| Rushing TD: | 23, S. Baylark(UMASS), 10/7 |
| Pass: | 55, J. Rascati to A. Bransford (JMU), 10/21 |
| Passing TD: | 55, J. Rascati to A. Bransford (JMU), 10/21 |
| Punt Return: | 20, K. Huggins (HU), 9/30 |
| Kickoff Return: | 34, S. Koroma (VU), 10/28 |
| INT Return: | 23, Andrew (UD), 11/11 |
| Punt: | 58, A. Podlesh (MD), 9/2 |
| Field Goal: | 47, R. Zarrilli (HU), 9/30 |
| Drive: | 98, 11 plays, 5:30, TD, vs. Villanova, 10/28 |

Top Offensive Performances



Tribe's Top Offensive Performances

Top Passing Performances

| | | | |
|-----|-----|---------------------------|----------|
| 1. | 409 | Mike Potts at Towson | Nov. 4 |
| 2. | 244 | Mike Potts at UMass | Oct. 7 |
| 3. | 207 | Mike Potts at Delaware | Nov. 11 |
| 4. | 197 | Mike Potts vs. Villanova | Oct. 28 |
| 5. | 189 | Jake Phillips vs. Hofstra | Sept. 30 |
| 6. | 187 | Mike Potts at JMU | Oct. 21 |
| 7. | 184 | Jake Phillips vs. Maine | Sept. 16 |
| 8. | 127 | Jake Phillips at Maryland | Sept. 2 |
| 9. | 111 | Jake Phillips vs. VMI | Sept. 23 |
| 10. | 99 | Mike Potts vs. VMI | Sept. 23 |
| | 99 | Mike Potts at Maryland | Sept. 2 |

300-yard + Passing Games

1 Mike Potts

200-yard+ Passing Games

3 Mike Potts

Top Rushing Performances

| | | | |
|-----|-----|-----------------------------|----------|
| 1. | 165 | Elijah Brooks at Towson | Nov. 4 |
| 2. | 146 | Elijah Brooks vs. VMI | Sept. 23 |
| 3. | 142 | Elijah Brooks vs. Villanova | Oct. 28 |
| 4. | 101 | Elijah Brooks at Liberty | Oct. 14 |
| 5. | 99 | Elijah Brooks at JMU | Oct. 21 |
| 6. | 79 | Elijah Brooks vs. Hofstra | Sept. 30 |
| 7. | 62 | Elijah Brooks at Maryland | Sept. 2 |
| 8. | 59 | DeBrian Holmes vs. VMI | Sept. 23 |
| 9. | 54 | Elijah Brooks at Delaware | Nov. 11 |
| 10. | 47 | DeBrian Holmes at Delaware | Nov. 11 |

100-yard Rushing Games

4 Elijah Brooks

Top Receiving Performances

| | | | |
|-----|-----|-----------------------------|----------|
| 1. | 122 | R.J. Archer at Towson | Nov. 4 |
| 2. | 104 | Joe Nicholas at Towson | Nov. 4 |
| 3. | 82 | D.J. McAulay at Maryland | Sept. 2 |
| 4. | 80 | R.J. Archer at Delaware | Nov. 11 |
| 5. | 78 | Joe Nicholas vs. VMI | Sept. 23 |
| 6. | 70 | Joe Nicholas vs. Hofstra | Sept. 30 |
| 7. | 66 | Drew Atchison vs. Villanova | Oct. 28 |
| 8. | 62 | Joe Nicholas vs. Villanova | Oct. 28 |
| | 62 | Joe Nicholas at UMass | Oct. 7 |
| 10. | 57 | Matt Trinkle at JMU | Oct. 21 |

100-yard Receiving Games

1 R.J. Archer
1 Joe Nicholas



Mike Potts



Elijah Brooks



R.J. Archer

Tribe's All-Time Top Offensive Performances

Top Passing Performances

| | | |
|-----|---|---|
| 1. | 426 | Dave Corley vs. Northeastern, 10/28/00 |
| 2. | 409, Mike Potts at Towson, 11/4/06 | |
| 3. | 406 | Stan Yagiello vs. JMU, 9/28/85 |
| 4. | 401 | David Murphy at Marshall, 11/5/83 |
| 5. | 399 | Chris Garrity at ECU, 11/14/81 |
| 6. | 385 | Greg DeGennaro at Bucknell, 9/20/86 |
| 7. | 383 | Kenny Lambiotte vs. Colgate, 9/6/86 |
| 8. | 381 | Mike Cook at N. Iowa, 12/7/96* |
| 9. | 378 | Lang Campbell vs. Northeastern, 10/2/04 |
| 10. | 373 | Mike Cook vs. UNH, 10/24/98 |
| 11. | 368 | Lang Campbell at Liberty, 10/9/04 |
| 12. | 360 | Dave Murphy vs. Rutgers, 10/22/83 |
| 13. | 355 | Lang Campbell at Delaware, 10/23/04 |
| 14. | 352 | Mike Cook at Ga. Southern, 9/6/97 |
| 15. | 346 | Dave Corley vs. VMI, 9/14/02 |
| 16. | 345 | Chris Hakel vs. Delaware, 9/14/91 |
| | 345 | Stan Yagiello vs. Norfolk St., 9/14/85 |
| 18. | 342 | Lang Campbell vs. Delaware, 12/4/04* |
| 19. | 339 | Mike Cook vs. Hampton, 10/31/98 |
| 20. | 329 | Chris Garrity vs. Richmond, 11/21/81 |
| 21. | 326 | Dave Corley vs. Delaware, 9/28/02 |

*NCAA Playoff Game

Top Rushing Performances

| | | |
|-----|--|--|
| 1. | 257 | Phil Mosser at Ohio Wes., 10/3/70 |
| 2. | 219 | Derek Fitzgerald vs. Penn., 10/14/95 |
| 3. | 201 | Alvin Porch at UConn., 10/18/97 |
| 4. | 198 | Jon Smith at UNH, 10/19/02 |
| 5. | 189 | Derek Fitzgerald at NU, 9/16/95 |
| | 189 | Derek Fitzgerald vs. Villanova, 10/23/93 |
| 7. | 186 | Alvin Porch vs. Boston, 9/27/97 |
| 8. | 183 | Alvin Porch vs. Delaware, 11/2/96 |
| 9. | 181 | Robert Green at Navy, 9/21/91 |
| 10. | 180 | Robert Green at Citadel, 9/8/90 |
| 11. | 177 | Tyrone Shelton vs. ETSU, 11/4/89 |
| | 177 | Hameen Ali vs. Delaware, 10/10/98 |
| 13. | 173 | Alvin Porch vs. Richmond, 11/15/97 |
| 14. | 172 | Bill Bowman vs. WFU, 9/19/53 |
| 15. | 171 | Jim Kruijs vs. Navy, 10/16/76 |
| 16. | 170 | Troy Keen at Furman, 9/17/94 |
| 17. | 165, Elijah Brooks at Towson, 11/4/06 | |
| | 165 | Robert Green vs. VMI, 10/13/90 |
| 19. | 164 | Tyrone Shelton at Furman, 11/3/90 |
| | 164 | Keith Fimian vs. Virginia, 9/18/76 |
| 21. | 159 | Alvin Porch vs. JMU, 10/11/97 |

Top Receiving Performances

| | | |
|-----|-----|--|
| 1. | 244 | Dominique Thompson at Delaware, 10/23/04 |
| 2. | 240 | David Conklin at VMI, 9/13/97 |
| 3. | 226 | Mike Sutton at Marshall, 11/5/83 |
| 4. | 221 | Dominique Thompson at LU, 10/9/04 |
| 5. | 211 | Kurt Wrigley vs. Richmond, 11/21/81 |
| 6. | 198 | Ron Gilliam vs. JMU, 9/28/85 |
| 7. | 195 | Chris Rosier at UConn., 10/18/97 |
| 8. | 194 | Rich Musinski vs. Delaware, 9/28/02 |
| 9. | 191 | Rich Musinski at URI, 10/25/03 |
| 10. | 185 | Dominique Thompson vs. UD, 12/4/04* |
| 11. | 184 | Chris Rosier at URI, 10/7/00 |
| 12. | 183 | Glenn Bodnar at Colgate, 11/10/84 |
| 13. | 182 | Dave Szydluk vs. JMU, 9/28/85 |
| 14. | 168 | Chris Rosier at JMU, 10/28/00 |
| 15. | 164 | Rich Musinski vs. UNH, 9/29/01 |
| 16. | 162 | Dave Conklin vs. UConn., 11/14/98 |
| 17. | 161 | Rich Musinski at UMass, 9/1/01 |
| 18. | 158 | Harry Mehre vs. Lehigh, 9/17/88 |
| 19. | 157 | Corey Ludwig at Delaware, 9/11/93 |
| | 157 | D. Thompson vs. Northeastern, 10/2/04 |

*NCAA Playoff Game



Scoring Drives Chart

William and Mary Scoring Drives

| Opponent | Obtained | Plays | Yards | TOP | Result | Quarter | Play |
|---------------|--------------|-------|-------|------|--------|---------|-----------------------------------|
| Maryland | Fumble | 9 | 56 | 2:43 | TD | Second | Phillips 9-yard pass to Mack |
| Maryland | Punt | 2 | 54 | 1:03 | TD | Fourth | Potts 49-yard pass to McAulay |
| Maine | Fumble | 10 | 31 | 3:13 | FG | First | FG Pritchard 25 yards |
| Maine | Kickoff | 9 | 74 | 4:31 | TD | Third | Holmes 14-yard run |
| Maine | Punt | 1 | 63 | 5:35 | TD | Fourth | Phillips 8-yard pass to Nicholas |
| VMI | Fumble | 5 | 46 | 2:20 | TD | First | Brooks 20-yard run |
| VMI | Kickoff | 5 | 66 | 1:44 | TD | First | Brooks 16-yard run |
| VMI | Punt | 2 | 26 | 0:57 | TD | Second | Brooks 11-yard run |
| VMI | Interception | 5 | 18 | 1:59 | FG | Third | FG Pritchard 30 yards |
| VMI | Punt | 2 | 40 | 1:07 | TD | Third | Potts 32-yard pass to Mack |
| VMI | Punt | 4 | 81 | 1:52 | TD | Fourth | Potts 54-yard pass to Nicholas |
| Hofstra | Downs | 5 | 66 | 1:42 | TD | First | Phillips 10-yard pass to Atchison |
| Hofstra | Punt | 9 | 77 | 4:53 | TD | Third | Phillips 46-yard pass to Nicholas |
| Massachusetts | Kickoff | 10 | 78 | 5:10 | TD | Third | Potts 35-yard pass to Nicholas |
| Liberty | Interception | 6 | 37 | 3:20 | TD | Second | Brooks 3-yard run |
| Liberty | Kickoff | 8 | 74 | 4:57 | TD | Third | Brooks 5-yard run |
| James Madison | Punt | 13 | 92 | 5:22 | TD | Second | Brooks 2-yard run |
| James Madison | Punt | 7 | 58 | 3:07 | FG | Fourth | FG Pritchard 29 yards |
| James Madison | Kickoff | 6 | 73 | 1:26 | TD | Fourth | Potts 5-yard pass to J. Taylor |
| Villanova | Kickoff | 14 | 80 | 6:16 | TD | First | Brooks 2-yard run |
| Villanova | Fumble | 5 | 24 | 3:09 | TD | First | Brooks 2-yard run |
| Villanova | Punt | 10 | 80 | 4:22 | TD | Second | Potts 1-yard run |
| Villanova | Kickoff | 2 | 75 | 0:44 | TD | Fourth | Potts 57-yard pass to Atchison |
| Villanova | Fumble | 8 | 56 | 2:54 | FG | Fourth | FG Pritchard 27 yards |
| Towson | Kickoff | 7 | 70 | 3:16 | FG | First | FG Pritchard 18 yards |
| Towson | Punt | 1 | 76 | 0:31 | TD | Second | Potts 76-yard pass to Nicholas |
| Towson | Kickoff | 11 | 76 | 5:26 | TD | Second | Brooks 6-yard pass to Nicholas |
| Towson | Kickoff | 4 | 75 | 1:34 | TD | Fourth | Potts 45-yard pass to McAulay |
| Towson | Punt | 10 | 66 | 5:32 | FG | Fourth | FG Pritchard 34-yards |
| Towson | Downs | 10 | 53 | 1:21 | FG | Fourth | FG Pritchard 34-yards |
| Delaware | Interception | 15 | 71 | 7:30 | TD | Second | Potts 16-yard pass to Nicholas |
| Delaware | Kickoff | 12 | 80 | 5:21 | TD | Fourth | Potts 2-yard pass to Otey |

The Last Time It Happened



Team

Shut out an opponent 56-0, vs. Liberty, 9/24/05
 Was shut out 0-14, at Delaware, 11/1/97
 Consecutive shutouts at Northeastern (32-0), at New Hampshire (39-0), 1995

Scored 60-69 points 62-31, vs. VMI, 9/14/02
 Scored 50-59 points 55-0, vs. Liberty, 9/24/05
 Consecutive 50+ games at Northeastern (53), vs. Villanova (51), 1993
 Consecutive 40+ games vs. LU (56), vs. UNH (42), vs. NU (44), vs. Towson (44), 2005

Passed for 400+ yards 421, at Towson, 11/4/06
 Allowed 400+ passing yards 489, at Western Michigan, 9/5/03

Passed for 300+ yards 421, at Towson, 11/4/06
 Allowed 300+ passing yards 367, at Towson, 11/4/06

Rushed for 400+ yards 433, vs. Villanova, 10/23/99
 Allowed 400+ yards rushing 509, vs. Furman, 9/18/99

Rushed for 300+ yards 335, vs. Liberty, 9/24/05
 Rushed/Passed for 200+ yards vs. Towson (210 rush, 202 pass), 10/22/05

Had 600+ yds of total offense 630, at Towson, 11/4/06
 Allowed 600+ yards of total off. 638, at Western Michigan, 9/6/03

Had 500-599 yds of total offense 500, vs. Delaware, 12/4/04
 Allowed 500-599 yards total off 508, vs. Villanova, 10/28/06

Gained less than 100 yards total offense None post 1981
 Held opponent under 100 yards total offense 82, at Bucknell, 9/21/96

Gained less than 50 rush yards 30, at Massachusetts, 10/7/06
 Held opponent under 50 rush yards -6, vs. Liberty, 9/24/05

Gained less than 50 pass yards 30, vs. Boston, 9/19/92
 Held opponent under 50 pass yards 44, vs. Rhode Island, 11/9/02

Intercepted five passes 5, vs. Pennsylvania, 10/14/95
 Had five passes intercepted 5, vs. Boston, 10/14/89

Scored a defensive touchdown 2, at Villanova (INT returns), 10/29/05
 Allowed a defensive touchdown at Villanova, 10/29/05

Scored a special teams touchdown vs. New Hampshire (Kickoff return), 10/8/05
 Allowed a special teams touchdown vs. Hampton (Kickoff return), 11/27/04

Scored defensive and special teams touchdowns at Richmond, 11/21/03

Recorded a safety vs. Villanova, 11/6/04
 Surrendered a safety vs. Delaware, 11/12/05

Won in overtime (2 OTs) 44-41, at Northeastern, 10/15/05
 Lost in overtime 31-34, at James Madison, 11/16/02
 Tied an opponent 31-31, at Princeton, 9/23/89

Individual

Passed for 400+ yds 409, M. Potts at Towson, 11/4/06
 Opponent passed for 400+ yards 450, C. Munson at Western Michigan, 9/6/03

Passed for 300+ yards 409, M. Potts at Towson, 11/4/06
 Opponent passed for 300+ yards 367, S. Schaefer, at Towson, 11/4/06

Passed for 200+ yards 409, M. Potts at Delaware, 11/11/06
 Opponent passed for 200+ yards 292, J. Flacco, at Delaware, 11/11/06

Passed for 6 touchdowns S. Knight, vs. Maine, 11/6/93
 Opponent passed for 6 touchdowns C. Munson, at Western Michigan, 9/6/03

Passed for 4+ touchdowns 4, J. Phillips, at Northeastern, 10/15/05
 Opponent passed for 4+ touchdowns 4, S. Schaefer, at Towson, 11/4/06

Completed 30+ attempts 30, L. Campbell, vs. James Madison, 12/10/04
 Opponent completed 30+ attempts 33, S. Schaefer, at Towson, 11/4/06

QB pass/rush for 100 yards D. Corley (247 pass, 107 rush), at Villanova, 11/11/00
 Opponent QB pass/rush for 100 yards J. Eaton (128 pass, 106 rush), at Maine, 9/7/02

QB had 2 pass / 2 rush TDs L. Campbell (2 pass, 2 rush), at North Carolina, 9/4/04
 Opponent QB had 2 pass / 2 rush TDs J. Davis (2 pass, 3 rush), at Rhode Island, 9/17/05

Rushed for 200+ yards 201, A. Porch, at Connecticut, 10/18/97
 Had an opponent rush for 200+ yards 216, J. Watkins, at Appalachian State, 12/1/01

Rushed for 100+ yards 165, E. Brooks at Towson, 11/4/06
 Had an opponent rush for 100+ yards 118, E. Holloman at JMU, 10/21/06

Two players rush for 100 yards Troy Keen (158) and Derek Fitzgerald (140), vs. URI, 10/7/95
 Two opponents rush for 100 yards R. McGill (133) and J. Lewis (123), at UNC, 9/4/04

Two players with 100 receiving yds J. Nicholas (104) and R. Archer (122), at TU, 11/4/06
 Two opponents with 100 receiving yards D. Boler (155) and J. Long (108), at UD, 10/23/04

Had 200+ yards receiving 244, D. Thompson, at Delaware, 10/23/04
 Opponent had 200+ yards receiving 206, C. Adams, vs. Hofstra, 10/6/01

Had 100+ yards receiving 104, J. Nicholas, 122, R. Archer, at Towson, 11/4/06
 Opponent had 100+ yards receiving 106, A. Love, at Delaware, 11/11/06

Had 30+ carries 30, E. Brooks, vs. Villanova, 10/28/06
 Opponent had 30+ carries 34, M. Gibson, at Villanova, 10/29/05

Rushed for 4 touchdowns E. Brooks, vs. New Hampshire, 10/8/05
 Opponent rushed for 4 touchdowns J. Watkins, at Appalachian State, 12/1/01

Rushed for 3 touchdowns E. Brooks, vs. VMI, 9/23/06
 Opponent rushed for 3 touchdowns T. Nelson, at Massachusetts, 10/7/06

Had 10+ receptions 11, J. Nicholas, vs. Delaware, 12/4/04
 Opponent had 10+ receptions 11, D. Arnold, at Towson, 11/4/06

Had 3+ touchdown receptions 4, D. Thompson, at Delaware, 10/23/04
 Opponent had 3+ touchdown receptions 3, T. Hinshaw, at Central Florida, 9/23/00

Had TD Rushing/TD Receiving E. Brooks (3 rush, 1 receiving), vs. Liberty, 9/24/05
 Opponent had TD Rushing/TD Receiving D. May (1 ru., 1 rec.), vs. Villanova, 10/28/06

Returned a kickoff for TD S. Cason, 92 yards, vs. New Hampshire, 10/8/05
 Had a kickoff returned for TD J. Mathis, 93 yards, vs. Hampton, 11/27/04

Returned a punt for TD M. Bobo, 69 yards, at Richmond, 11/21/03
 Had a punt returned for TD C. Thompson, 70 yards, vs. James Madison, 10/18/03

Returned a blocked punt for TD S. McDermott, 12 yards, at Rhode Island, 9/7/96
 Had a blocked punt returned for TD C. Curry, 0 yards, vs. Villanova, 11/11/00

Blocked a field goal T. McLaurin, 35 att., at Liberty, 10/14/06
 Had a field goal blocked G. Kuehn, 28-yards, vs. New Hampshire, 10/8/05

Blocked a punt B. Burrow, vs. Delaware, 11/12/05
 Had a punt blocked M. Mesi, at Delaware, 10/23/04

Returned a fumble for TD A. O'Connor, 0 yards, at Rhode Island, 10/25/03
 Had a fumble returned for TD J. Couch, 70 yards vs. Marshall, 9/1/05

Had 2+ interceptions 2, J. Shaw, at Rhode Island, 9/17/05
 Opponent had 2+ interceptions 2, R. Badger, at Villanova, 10/29/05

Returned an INT for TD Tre. McLaurin (14 yards), J. Miller (80 yards), at Villanova, 10/29/05
 Had an INT returned for TD R. Badger, 15 yards, at Villanova, 10/29/05

Made 4 Field Goals B. Sterba, vs. Northeastern, 10/28/01
 Opponent made 4 Field Goals M. Husted, at Virginia, 10/24/92

Made 3 Field Goals B. Pritchard, at Towson, 11/4/06
 Opponent made 3 Field Goals R. Zarilli, vs. Hofstra, 9/30/06

Kicked a 50+ yard Field Goal 50, G. Kuehn, at Rhode Island, 9/17/05
 Opponent kicked a 50+ yard Field Goal 51, C. McCormack, vs. New Hampshire, 10/15/03

2-point run L. Campbell, vs. James Madison, 12/10/04
 Opponent 2-point run C. Cross, vs. Villanova, 11/27/01

2-point reception J. Nicholas, vs. Northeastern, 10/2/04
 Opponent 2-point reception M. Sherry, vs. Villanova, 10/28/06



Single-Game Records

Individual Records

Scoring

Most Points

36, Bill Palese vs. Bridgewater, 1931

Most Touchdowns

6, Bill Palese vs. Bridgewater, 1931

Most PATs

8, Greg Kuehn vs. Liberty, 2005

8, Greg Kuehn vs. VMI, 2002

8, Terry Regan vs. Davidson, 1972

Most Field Goals

4, Chris Dawson vs. Lehigh, 1992

4, Brian Shallcross vs. VU, 1995

4, Brett Sterba vs. Northeastern, 2000

Total Offense

Most Yards

454, David Corley vs. Northeastern, 2000

Rushing

Rush Attempts

37, Wes Meeteer vs. Davidson, 1969

37, Troy Keen vs. Northeastern, 1994

37, Derek Fitzgerald vs. Penn, 1995

Rushing Yards

257, Phil Mosser vs. Ohio Wesl., 1970

Passing

Pass Attempts

53, Lang Campbell vs. UD, 2004

52, Mike Cook vs. UNH, 1998

Completions

35, Dave Murphy vs. Rutgers, 1983

Passing Yards

426, David Corley vs. Northeastern, 2000

Touchdown Passes

6, Shawn Knight vs. Maine, 1993

Receiving

Receptions

13, Rich Musinski vs. URI, 2003

13, Glen Bodnar vs. Colgate, 1984

Receiving Yards

244, Dominique Thompson at UD, 2004

240, Dave Conklin vs. VMI, 1997

TD Receptions

4, Dominique Thompson at UD, 2004

4, Vito Ragazzo vs. WFU, 1949

4, Corey Ludwig vs. Maine, 1993

Sacks

3.5, Luke Cullinane vs. VU, 1996

Interceptions

4, Jack Bruce vs. Richmond, 1947

Individual Long Plays

Rush from scrimmage

95 yds, John Truehart vs. Elon, 1934

Pass Completion

87 yds, Lang Campbell to Dominique Thompson at Delaware, 2004

87 yds, Dan Henning to Tom Scott vs. Navy, 1961

Punt

77 yds, Russell Brown, 1972

77 yds, Joe Agee, 1975

77 yds, Jack Freeman, 1942

Punt Return

101 yds, Dale Worrall vs. Bridgewater, 1932

Kickoff Return

100 yds, Dick Pawlewicz vs. UVA, 1974

Run With Fumble

91 yds, Meb Davis vs. Columbia, 1926

Run with Interception

93 yds, Marvin Graham vs. Virginia Tech, 1946

Field Goal

53 yds, Steve Christie vs. ETSU, 1987

53 yds, Steve Christie vs. UVA, 1988

53 yds, Brett Sterba vs. Delaware, 2000

Team Records

Most Points Scored

95, vs. Bridgewater, 1931

Most Points Allowed

93, by Delaware, 1915

Most Yards Gained

681, vs. Richmond, 1991

Most Plays

100, vs. Virginia Tech, 1971

Rushing Yards

453, vs. Ohio Wesleyan, 1970

433, vs. Villanova, 1993

419, vs. Delaware, 1973

417, vs. Richmond, 1974

413, vs. VMI, 1993

Pass Attempts

55, vs. Virginia Tech, 1971

Pass Completions

35, vs. Rutgers, 1983

Passing Yards

498, vs. VMI, 1997

426, vs. Northeastern, 2000

414, vs. Miami (Ohio), 1982

412, vs. JMU, 1985

403, vs. East Carolina, 1981

First Downs

36, vs. VMI, 1991

36, vs. VMI, 1993

35, vs. Liberty, 2005

Most Interceptions

6, vs. Wake Forest, 1947

Best Defense Against the Run

-39 yds, vs. Colgate, 1988

-39 yds, vs. Villanova, 1996

-11 yds, Quantico, 1967

-6 yds, vs. Liberty, 2005

-6 yds, vs. Villanova, 1993

Best Defense Against the Pass

9 yds, vs. UMass, 1995

9 yds, vs. East Carolina, 1980

9 yds, vs. Appalachian State, 1976

10 yds, vs. Furman, 1999

11 yds, vs. VMI, 1993

Active players in bold.

Game-By-Game Results

Game 1

Maryland 27, William and Mary 14

College Park, Md. • Byrd Stadium • Sept. 2, 2006

COLLEGE PARK, Md. (9/2/06) -- On the strength of a strong offensive first half behind All-ACC quarterback Sam Hollenbach, Maryland knocked off William and Mary, 27-14, in the season-opener for both teams at Byrd Stadium.

Hollenbach completed 7-of-11 pass attempts for 149 yards in the opening half, and the Terrapins used two rushing scores by Lance Ball to build a commanding 24-7 lead at the break.

W&M bounced back with a solid defensive effort in the second half, limiting Maryland to 105 yards of total offense and only a third-quarter field goal, after the Terps churned out 261 yards in the opening half.

Junior Mike Potts highlighted an impressive fourth quarter for the Tribe, entering the game in the final period and completing 9-of-10 attempts for 99 yards and a touchdown.

Senior Elijah Brooks paced the Tribe's ground attack with 62 yards on 17 attempts, and sophomore D.J. McAulay led the receiving corps with 82 yards and a touchdown on five catches. Classmate Elliott Mack also pulled in five grabs for 26 yards, including a 12-yard touchdown reception from Jake Phillips in the second quarter.

Potts completed his first three attempts on his first turn with the offense, then hooked up with McAulay for a 49-yard touchdown pass on his second series to cut the deficit to 27-14 with 4:35 remaining.

Sophomore free safety Kevin Allen led the squad with eight total tackles, including five solo stops, and added his third-career interception in the first half. Sophomore Derek Cox recovered a fumble and registered three pass break-ups, while senior defensive end Josh Wright recovered a pair of Maryland fumbles.



Sophomore D.J. McAulay had five catches for 82 yards, both career-highs, at Maryland.

| | 1 | 2 | 3 | 4 | Final |
|------------------|----|----|---|---|-------|
| William and Mary | 0 | 7 | 0 | 7 | 14 |
| Maryland | 14 | 10 | 3 | 0 | 27 |

Scoring Summary

| Qtr | Team | Score | Time |
|-----|------|---|-------|
| 1st | UM | Ball 2 run (Ennis kick) | 8:04 |
| | UM | Lattimore 1 run (Ennis kick) | 3:56 |
| 2nd | UM | FG Ennis 39 | 12:19 |
| | W&M | Mack 9 pass from Phillips (Pritchard kick) | 7:16 |
| | UM | Ball 3 run (Ennis kick) | 0:53 |
| 3rd | UM | FG Ennis 25 | 11:13 |
| 4th | W&M | McAulay 49 pass from Potts (Pritchard kick) | 4:35 |

| | W&M | Maryland |
|--------------------|---------|----------|
| First Downs | 16 | 18 |
| Rushes - Yards | 29-84 | 40-213 |
| Att-Cmp-Int | 41-25-0 | 20-9-1 |
| Pass Yards | 226 | 153 |
| Total Offense | 310 | 366 |
| Total Plays | 70 | 60 |
| Fumbles - Lost | 0-0 | 3-3 |
| 3rd Down Conv. | 4-15 | 2-10 |
| Penalties - Yards | 2-15 | 1-10 |
| Sacks by - Yards | 0-0 | 2-13 |
| Time of Possession | 31:27 | 28:33 |

Rushing - W&M: Brooks 17-62, Phillips 9-12, Holmes 3-10. **Maryland:** Ball 15-86 (2TD), Lattimore 13-89 (TD), Allen 6-25, Hollenbach 1-11, Humber 1-2, Heyward-Bey 1-1, Steffy 2-0.

Passing - W&M: Phillips 31-16-0 127 (TD), Potts 10-9-0 99 (TD). **Maryland:** Hollenbach 15-9-0 153, Steffy 5-0-1 0.

Receiving - W&M: McAulay 5-82 (TD), Mack 5-26 (TD), Nicholas 4-46, Brooks 4-29, Holmes 3-6, Archer 2-15, Trinkle 1-12, Atchison 1-10. **Maryland:** Oquendo 3-55, Williams 2-47, Allen 2-0, Haynos 1-49, Gronkowski 1-9.

Defense - W&M: Allen 8 (5 solo, TFL, INT), Rutter 7 (0.5 TFL, PBU), Wheeling 6 (4 solo, 0.5 TFL), Tracy 5 (TFL), O'Neill 5, Riley 3 (TFL), Cox 3 (3 PBU, FR), Wright 2 (TFL, 2 FR), Pigram 2 (TFL).

Attendance: 49,763; **Time:** 2:43; **Weather:** 69, partly cloudy

Game 2

Maine 20, William and Mary 17

Williamsburg, Va. • Zable Stadium • Sept. 16, 2006

WILLIAMSBURG (9/16/06) -- Maine quarterback Ron Whitcomb rushed for a pair of scores and passed for another to lead the Black Bears past William and Mary, 20-17, in an Atlantic 10 Conference game at Zable Stadium.

Whitcomb, who finished with 64 yards rushing on 21 attempts and 98 yards through the air on 9-of-15 passing, crossed the goal line for the second time on an 8-yard run to give Maine a commanding 20-3 lead in the third quarter.

Tribe quarterback Jake Phillips passed for 184 yards and a touchdown, completing 22 of his career-high 44 attempts. Joe Nicholas brought in five receptions for 46 yards and a touchdown, and DeBrian Holmes scored on a 14-yard run, finishing with 26 yards on four attempts.

W&M's offense came alive behind Phillips in the third, as the Tribe engineered a nine-play, 74-yard scoring drive. Phillips completed a lateral swing pass to Holmes, who finished the drive with a 14-yard scoring run to cut the deficit to 20-10.

Corner Richard Riley ended Maine's next drive with an interception near midfield, but the Tribe's offensive try stalled at the Maine 37-yard line.

Josh Wright came up with another big defensive play on the next series, sacking Whitcomb for a 3-yard loss on first down. Maine eventually was forced to punt, giving it back to W&M.

Consecutive completions by Phillips to R.J. Archer moved the Tribe inside the 20-yard line, and Phillips eventually connected with Nicholas on an 8-yard touchdown pass that trimmed the Maine lead to 20-17 with 8:30 remaining.

W&M had two more possessions in the final seven minutes, but the Tribe could only manage one more first down the rest of the way.

McAulay finished with five catches for 53 yards, and Archer recorded three receptions for 25 yards. Brooks led the Tribe rushing attack with 29 yards on 12 carries.



Sophomore Kevin Allen forces a Maine fumble in the first quarter.

| | 1 | 2 | 3 | 4 | Final |
|------------------|---|---|---|---|-------|
| Maine | 7 | 7 | 6 | 0 | 20 |
| William and Mary | 3 | 0 | 7 | 7 | 17 |

Scoring Summary

| Qtr | Team | Score | Time |
|-----|------|--|-------|
| 1st | W&M | FG Pritchard 25 | 10:24 |
| | UM | Whitcomb 1 run (McNeill kick) | 0:25 |
| 2nd | UM | Williams 29 pass from Whitcomb (McNeill kick) | 10:52 |
| 3rd | UM | Whitcomb 8 run (McNeil kick failed) | 10:20 |
| | W&M | Holmes 14 run (Pritchard kick) | 5:49 |
| 4th | W&M | Nicholas 8 pass from Phillips (Pritchard kick) | 8:30 |

| | Maine | W&M |
|--------------------|--------|---------|
| First Downs | 16 | 17 |
| Rushes - Yards | 48-166 | 25-95 |
| Att-Cmp-Int | 15-9-1 | 44-22-0 |
| Pass Yards | 98 | 184 |
| Total Offense | 264 | 279 |
| Total Plays | 63 | 69 |
| Fumbles - Lost | 4-1 | 1-0 |
| 3rd Down Conv. | 5-13 | 8-18 |
| Penalties - Yards | 4-45 | 4-40 |
| Sacks by - Yards | 2-18 | 2-8 |
| Time of Possession | 31:47 | 28:13 |

Rushing - W&M: Brooks 12-29, Holmes 4-26 (TD), McAulay 1-15, Mack 1-14, Phillips 7-11. **Maine:** Gordon 23-100, Whitcomb 21-64 (2TD), Randall 1-5, TEAM 3-(-3).

Passing - W&M: Phillips 44-22-0 184 (TD), Archer 1-0-0. **Maine:** Whitcomb 15-9-1 98 (TD).

Receiving - W&M: McAulay 5-53, Nicholas 5-46 (TD), Archer 3-25, Holmes 3-9, Mack 2-18, Trinkle 2-5, Atchison 1-17, Brooks 1-11. **Maine:** Gordon 3-32, Williams 2-36 (TD), Pierre 2-22, Randall 1-8, Mulligan 1-0.

Defense - W&M: Rutter 10 (5 solo), Allen 8 (FF, 4 solo), Pigram 8, Wright 6 (Sack, PBU), O'Neill 5 (Sack, 4 solo), Larkins 5, Riley 5 (INT), Cox 2 (FR)

Attendance: 10,706; **Time:** 2:47; **Weather:** 70, overcast, light rain showers

Game-By-Game Results

Game 3

William and Mary 38, VMI 6

Williamsburg, Va. • Zable Stadium • Sept. 23, 2006

WILLIAMSBURG (9/23/06) -- Elijah Brooks rushed for 146 yards and three touchdowns to lead the Tribe past state-rival VMI, 38-6, at Zable Stadium.

W&M posted its 21st consecutive victory over VMI and snapped a six-game losing streak that dated back to the 2005 season.

Brooks recorded his sixth-career 100-yard rushing game and scored three rushing touchdowns for third time, as W&M ran for a season-high 262 yards. DeBrian Holmes added 59 yards rushing on only five carries, and the Tribe held a 472-243 advantage in total offense.

Barrett Way kicked a pair of field goals for VMI, hitting from 26 and 40 yards for the Keydets' only points of the game.

Jake Phillips completed 10 of 17 passing attempts for 111 yards, and Mike Potts threw for 99 yards and two touchdowns, on just 3-of-4 passing, after entering the contest in the third quarter.

Joe Nicholas led the Tribe receiving corps with 78 yards on three grabs, including a 54-yard scoring reception from Potts in the fourth quarter. Elliott Mack added 54 yards on three catches and had a 32-yard touchdown reception from Potts in the third quarter.

Redshirt freshman Adrian Tracy led the Tribe defense with nine stops, including 2.5 tackles for loss, all sacks, and forced a fumble, while Richard Riley added two unassisted stops behind the line of scrimmage. Trevor McLaurin had an interception, and T.J. O'Neill and Ryan Jones each recovered fumbles for the Tribe, which forced multiple turnovers for third time in three games. True freshman Max Harris had a pair of unassisted stops and forced a fourth-quarter VMI fumble.



Richard Riley celebrates after his 5-yard tackle for loss in the second quarter vs. VMI.

| | 1 | 2 | 3 | 4 | Final |
|------------------|----|---|----|---|-------|
| VMI | 3 | 0 | 0 | 3 | 6 |
| William and Mary | 14 | 7 | 10 | 7 | 38 |

Scoring Summary

| Qtr | Team | Score | Time |
|-----|------|--|-------|
| 1st | W&M | Brooks 20 run (Pritchard kick) | 11:26 |
| | VMI | FG Way 26 | 5:12 |
| 2nd | W&M | Brooks 16 run (Pritchard kick) | 3:28 |
| | W&M | Brooks 11 run (Pritchard kick) | 9:30 |
| 3rd | W&M | FG Pritchard 30 | 7:53 |
| | W&M | Mack 32 pass from Potts (Pritchard kick) | 4:07 |
| 4th | W&M | Nicholas 54 pass from Potts (Pritchard kick) | 14:51 |
| | VMI | FG Way 40 | 9:12 |

| | VMI | W&M |
|--------------------|--------|---------|
| First Downs | 16 | 25 |
| Rushes - Yards | 51-163 | 31-262 |
| Att-Cmp-Int | 11-5-1 | 21-13-1 |
| Pass Yards | 80 | 210 |
| Total Offense | 243 | 472 |
| Total Plays | 62 | 52 |
| Fumbles - Lost | 4-2 | 2-2 |
| 3rd Down Conv. | 2-12 | 5-7 |
| Penalties - Yards | 3-25 | 3-20 |
| Sacks by - Yards | 0-0 | 2-16 |
| Time of Possession | 35:15 | 24:45 |

Rushing - W&M: Brooks 15-146 (3 TD), Holmes 5-59, Viola 4-28, Bynum 1-12, McAulay 1-11, Nickerson 3-10, Phillips 2-(-4). **VMI:** Mizzer 26-101, Maypray 4-26, Smith 6-18, Hughes 10-9, Robinson 1-8, Mingsu 1-4, Wilson 3-(-3).

Passing - W&M: Phillips 17-10-1 111, Potts 4-3-0 99 (2 TD). **VMI:** Hughes 9-4-1 72, Wilson 2-1-0 8.

Receiving - W&M: Nicholas 3-78 (TD), Mack 3-54 (TD), Trinkle 2-26, Archer 2-24, McAulay 2-12, Holmes 1-16. **VMI:** Lloyd 3-26, Gilliland 1-28, Robinson 1-26.

Defense - W&M: Tracy 9 (5 solo, 2.5 TFL, 1.5 sack, FF), Ndubueze 8, Tra. McLaurin 7, Allen 6, Riley 4 (2 solo TFL), O'Neill 3 (FR), Jones 3 (FR), Harris 2 (2 solo, FF), Tre. McLaurin 2 (INT).

Attendance: 10,208; **Time:** 2:28; **Weather:** 83, Mostly Cloudy, Humid

Game 4

Hofstra 16, William and Mary 14

Williamsburg, Va. • Zable Stadium • Sept. 30, 2006

WILLIAMSBURG (9/30/06) -- Rob Zarrilli's third field goal, a 47-yarder with 7:20 remaining in the fourth quarter, lifted Hofstra to a 16-14 victory over William and Mary in Atlantic 10 Football action at sold out Zable Stadium.

Hofstra earned its first conference victory under first-year head coach Dave Cohen and dropped the Tribe to 0-2 in league play and 1-3 overall.

Anton Clarkson passed for 212 yards and a first-half touchdown, an 8-yard strike to R.C. Scarpa, and Zarrilli booted two field goals to give the Pride a 13-7 lead at halftime.

The Tribe rallied to take a 14-13 lead on Jake Phillips' 46-yard flea-flicker touchdown pass to Joe Nicholas with 4:40 remaining in the third quarter, but W&M was held scoreless the rest of the way.

Phillips was 9-for-22 on the day for 189 yards and two touchdowns, including a 10-yard scoring pass to tight end Drew Atchison in the first quarter. Elijah Brooks rushed for 79 yards on 15 attempts, and Nicholas finished with three grabs for 70 yards, his 22nd-straight game with at least one reception.

Tribe defensive tackle C.J. Herbert blocked a 33-yard field goal attempt, preserving the 14-13 lead early in the fourth, before Zarrilli booted the game-winner.

Tracy and Herbert led another solid second-half effort for the Tribe defense, which allowed only the fourth quarter field goal, while limiting the Pride to 17 yards rushing and 132 total yards over the final 30 minutes. Herbert had a solo sack in the second half, in addition to his blocked field goal, while defensive end Adrian Tracy shared the team lead with sophomore linebacker Michael Pigram with 10 total tackles.



Joe Nicholas scores on a 46-yard reception in the third quarter vs. Hofstra.

| | 1 | 2 | 3 | 4 | Final |
|------------------|---|----|---|---|-------|
| Hofstra | 0 | 13 | 0 | 3 | 16 |
| William and Mary | 7 | 0 | 7 | 0 | 14 |

Scoring Summary

| Qtr | Team | Score | Time |
|-----|------|---|-------|
| 1st | W&M | Atchison 10 pass from Phillips (Pritchard kick) | 9:14 |
| | HU | Scarpa 8 pass from Clarkson n(Zarrilli kick) | 10:22 |
| 2nd | HU | FG 24 Zarrilli | 6:00 |
| | HU | FG 45 Zarrilli | 0:47 |
| 3rd | W&M | Nicholas 46 pass from Phillips (Pritchard kick) | 4:40 |
| | HU | FG Zarrilli 47 | 7:20 |

| | HU | W&M |
|--------------------|---------|--------|
| First Downs | 20 | 11 |
| Rushes - Yards | 36-132 | 29-70 |
| Att-Cmp-Int | 34-18-0 | 22-9-1 |
| Pass Yards | 212 | 189 |
| Total Offense | 344 | 259 |
| Total Plays | 70 | 51 |
| Fumbles - Lost | 1-1 | 1-0 |
| 3rd Down Conv. | 5-16 | 3-12 |
| Penalties - Yards | 5-55 | 7-65 |
| Sacks by - Yards | 3-25 | 2-17 |
| Time of Possession | 33:51 | 26:09 |

Rushing - W&M: Brooks 15-79, Bynum 1-1, Holmes 3-(-2), Phillips 10-(-8). **HU:** Huggins 16-78, Villante 1-36, Crenshaw 8-31, Clarkson 8-(-4).

Passing - W&M: Phillips 22-9-1, 189 (2 TD). **HU:** Clarkson 33-18-0, 212 (TD), Crenshaw 1-0-0.

Receiving - W&M: Nicholas 3-70 (TD), McAulay 2-53, Brooks 1-30, Archer 1-19, Atchison 1-10 (TD), Trinkle 1-7. **HU:** Sullivan 6-69, Smith 5-76, Huggins 3-16, Brooks 1-30, Scarpa 1-8 (TD), Riley 1-8, Lewis 1-5.

Defense - W&M: Pigram 10 (9 solo, TFL), Tracy 10 (4 solo, 2 TFL, sack), Wheeling 7, Williamson 6, Wright 6 (FF), Cox 5 (5 solo, PBU), Herbert 4 (TFL, sack, Blocked FG), O'Neill 2 (FR).

Attendance: 12,259; **Time:** 2:51; **Weather:** 75, Sunny

Game-By-Game Results

Game 5

#10 UMass 48, William and Mary 7

Amherst, Mass. • McGuirk Stadium • Oct. 7, 2006

AMHERST, Mass. (10/7/06) -- Massachusetts' Steve Baylark rushed for 187 yards and two touchdowns, and Tony Nelson added three rushing touchdowns to lead the 10th-ranked Minutemen past William and Mary, 48-7, in Atlantic 10 Football action at McGuirk Stadium.

Baylark and Nelson each scored twice in the first half as UMass (4-1, 2-0 A-10) found the end zone on its first four possessions of the game to build a comfortable 28-0 lead at the half. W&M (1-4, 0-3) dropped its seventh-straight conference game and suffered its largest margin of defeat in conference play since joining the A-10 in 1993.

Nelson finished with 69 yards rushing, and Liam Coen passed for 275 yards, completing 12 of 17 attempts, and a touchdown as the Minutemen gained 596 total yards of offense.

Mike Potts completed 27 of 50 passing attempts for a career-high 244 yards and provided the Tribe's only points of the contest on a 35-yard touchdown pass to Joe Nicholas in the third quarter. Nicholas finished with five catches for 62 yards and recorded his fourth consecutive game with a scoring reception.

Potts guided the Tribe on a 10-play, 78-yard drive to get W&M on the board. Potts completed passes to eight different receivers on the afternoon in his first start of the season, also recording career-highs on attempts and completions.

D.J. McAulay had four catches for 47 yards, and tight end Matt Trinkle had a season-high four receptions for 27 yards.

Elijah Brooks rushed for 30 yards on 10 carries, but the Minutemen's stout defense held the Tribe to a net of 30 yards rushing and a 6-for-19 effort on third downs.



Mike Potts had career-highs in attempts (50), completions (27) and yards (244) vs. UMass.

| | 1 | 2 | 3 | 4 | Final |
|------------------|----|----|----|----|-------|
| William and Mary | 0 | 0 | 7 | 0 | 7 |
| Massachusetts | 14 | 14 | 10 | 10 | 48 |

Scoring Summary

| Qtr | Team | Score | Time |
|-----|-------|--|-------|
| 1st | UMass | Baylark 23 run (Koepplin kick) | 7:15 |
| | UMass | Baylark 6 run (Koepplin kick) | 2:31 |
| 2nd | UMass | Nelson 4 run (Koepplin kick) | 11:12 |
| | UMass | Nelson 5 run (Koepplin kick) | 5:26 |
| 3rd | UMass | FG Koepplin 30 | 11:02 |
| | UMass | Nelson 29 pass from Coen (Koepplin kick) | 5:45 |
| | W&M | Nicholas 35 pass from Potts (Pritchard kick) | 0:35 |
| 4th | UMass | Nelson 2 run (Koepplin kick) | 13:28 |
| | UMass | FG Koepplin 40 | 7:24 |

| | W&M | UMass |
|--------------------|---------|---------|
| First Downs | 16 | 22 |
| Rushes - Yards | 21-30 | 40-278 |
| Att-Cmp-Int | 50-27-1 | 19-13-0 |
| Pass Yards | 244 | 318 |
| Total Offense | 274 | 596 |
| Total Plays | 71 | 59 |
| Fumbles - Lost | 3-0 | 1-0 |
| 3rd Down Conv. | 6-19 | 4-9 |
| Penalties - Yards | 2-25 | 5-70 |
| Sacks by - Yards | 0-0 | 2-10 |
| Time of Possession | 32:59 | 27:01 |

Rushing - W&M: Brooks 10-35, Holmes 3-6, Viola 1-4, Bynum 2-4, McAulay 1(-4), Potts 4(-15). **UMass:** Baylark 22-187 (2 TD), Nelson 13-69 (3 TD), Coen 1-8, Barthel 1-6, Montgomery 2-4, Cefalo 1-4.

Passing - W&M: Potts 50-27-1, 244 (TD). **UMass:** Coen 17-12-0, 275 (TD), Woodward 2-1-0, 43.

Receiving - W&M: Nicholas 5-62 (TD), Brooks 5-12, McAulay 4-47, Trinkle 4-27, Holmes 4-14, Archer 2-54, Mack 2-19, Taylor 1-9. **UMass:** Moore 5-118 (TD), London 3-83, Listorti 2-40, Harrington 2-34, Bailey 1-43.

Defense - W&M: Cox 9 (5 solo, PBU), O'Neill 7, Tra. McLaurin 8, Riley 7 (3 solo, FF), Allen 6, Wheeling 5 (TFL).

Attendance: 15,822; **Time:** 2:45; **Weather:** 58, Partly Cloudy

Game 6

William and Mary 14, Liberty 13

Lynchburg, Va. • Williams Stadium • Oct. 14, 2006

LYNCHBURG, Va. (10/14/06) -- Elijah Brooks rushed for 101 yards and two touchdowns, and the Tribe hung on for a 14-13 victory over state-rival Liberty at Williams Stadium in Lynchburg.

Brooks eclipsed the 2000-yard career rushing mark in the second quarter en route to his seventh-career 100-yard game, as W&M (2-4) snapped a two-game losing streak. Brooks' second touchdown with 5:50 remaining in the third quarter proved to be the difference, but the outcome wasn't certain until Liberty (3-3) kicker Ben Beasley missed a 37-yard field goal with 2:07 remaining, the Flames' third failed field goal attempt of the contest.

Liberty (3-3), which churned out 315 yards rushing and held a 386-285 advantage in total yards, took a 13-7 lead on Zach Terrell's 6-yard touchdown run, his second, and Beasley's extra point with 10:57 remaining in the third quarter, but the advantage was only six points because the Tribe's C.J. Herbert blocked a point-after attempt in the first half.

Mike Potts, who split time at quarterback with Jake Phillips, finished 5-for-8 through the air for 77 yards and connected with R.J. Archer on a 46-yard completion that set up Brooks' game-winning, 5-yard run in the third. Phillips completed two passes on the afternoon and contributed to a solid Tribe rushing attack with 42 yards on seven attempts, including a key first down run that enable W&M to run out the clock in the closing minutes.

The Flames also had an opportunity to retake the lead in the third, but senior Travis McLaurin blocked a 35-yard field goal attempt by Beasley with 1:32 on the clock.

Derek Cox paced the defense with a career-high 14 tackles, including nine unassisted, and Chris Ndubueze had a season-high 11 stops, including a key unassisted quarterback sack in the fourth quarter for a 7-yard loss on a third down play. Alan Wheeling finished 11 tackles as well and had a 33-yard interception return that set up Brooks' first score, and sophomore Michael Pigram finished with 10 stops.



Elijah Brooks after his second rushing touchdown at Liberty.

| | 1 | 2 | 3 | 4 | Final |
|------------------|---|---|---|---|-------|
| William and Mary | 0 | 7 | 7 | 0 | 14 |
| Liberty | 0 | 6 | 7 | 0 | 13 |

Scoring Summary

| Qtr | Team | Score | Time |
|-----|------|-------------------------------|-------|
| 2nd | W&M | Brooks 3 run (Pritchard kick) | 8:27 |
| | LU | Terrell 1 run (Kick blocked) | 0:55 |
| 3rd | LU | Terrell 6 run (Kolegue kick) | 10:57 |
| | W&M | Brooks 5 run (Pritchard kick) | 5:50 |

| | W&M | Liberty |
|--------------------|--------|---------|
| First Downs | 17 | 24 |
| Rushes - Yards | 37-177 | 55-315 |
| Att-Cmp-Int | 17-7-1 | 15-8-1 |
| Pass Yards | 95 | 71 |
| Total Offense | 272 | 386 |
| Total Plays | 54 | 70 |
| Fumbles - Lost | 0-0 | 1-0 |
| 3rd Down Conv. | 6-13 | 9-15 |
| Penalties - Yards | 8-58 | 9-85 |
| Sacks by - Yards | 1-7 | 0-0 |
| Time of Possession | 23:59 | 36:01 |

Rushing - W&M: Brooks 23-101 (2 TD), Phillips 7-42, Holmes 3-15, Mack 1-11. **Liberty:** Jennings 22-186, Lawrence 11-60, Terrell 14-45 (2 TD), Smith 2-10, Stokes 5-9, Jackson 1-5.

Passing - W&M: Potts 8-5-0, 77; Phillips 9-2-1, 18. **Liberty:** Smith 12-6-1, 57; Terrell 3-2-0, 14.

Receiving - W&M: Archer 2-49, Nicholas 2-18, Brooks 2-14, Trinkle 1-14. **Liberty:** Jackson 5-51, Bolden 3-20.

Defense - W&M: Cox 14 (9 solo), Wheeling 11 (INT), Ndubueze 11 (TFL, sack), Pigram 10, Tracy 8 (TFL), Larkins 7, Allen 6 (FF), Tra. McLaurin (Blkd FG), Herbert (Blkd PAT).

Attendance: 15,631; **Time:** 2:36; **Weather:** 56, Sunny

Game-By-Game Results

Game 7

#8 JMU 31, William and Mary 17

Harrisonburg, Va. • Bridgeforth Stadium • Oct. 21, 2006

HARRISONBURG, Va. (10/21/06) -- James Madison quarterback Justin Rascati passed for 211 yards and two touchdowns, and Eugene Holloman rushed for 118 yards and a first-half score to lead the eighth-ranked Dukes past William and Mary, 31-17, Bridgeforth Stadium.

JMU won its fifth consecutive game to remain unbeaten in Atlantic 10 play, while W&M dropped its fourth-straight conference game and eighth-straight A-10 game overall dating back to last season.

Rascati threw an 11-yard touchdown pass to Mike Caussin on the game's opening possession and later added a 55-yard scoring strike to Ardon Bransford in the fourth quarter that extended the Dukes' lead to 31-10 with under four minutes remaining.

Elijah Brooks rushed for 99 yards and a touchdown for the Tribe, finishing one yard shy of his eighth career 100-yard game. Mike Potts completed 15 of 24 attempts for 187 yards and a touchdown, and Matt Trinkle pulled in four catches for a career-high 57 yards.

Potts engineered a late six-play, 73-yard scoring drive that ended with a 5-yard touchdown pass to John Taylor. Potts hooked up with Trinkle for a 12-yard reception on the drive and also hit Elliott Mack for a 27-yard gain before connecting on Taylor's first touchdown grab of the season.

Chris Ndubueze paced the defense with 10 total tackles, including eight unassisted stops and a solo tackle for loss, and Travis McLaurin had a 9-yard interception return, his first pick since the 2003 season.



Travis McLaurin returns an interception in the loss at JMU.

| | 1 | 2 | 3 | 4 | Final |
|------------------|---|----|---|----|-------|
| William and Mary | 0 | 7 | 0 | 10 | 17 |
| James Madison | 7 | 10 | 7 | 7 | 31 |

Scoring Summary

| Qtr | Team | Score | Time |
|-----|------|---|-------|
| 1st | JMU | Caussin 11 pass from Rascati (Rabil kick) | 6:39 |
| 2nd | W&M | Brooks 2 run (Pritchard kick) | 11:34 |
| | JMU | Holloman 1 run (Rabil kick) | 8:46 |
| | JMU | FG Rabil 28 | 0:00 |
| 3rd | JMU | Bolton 2 run (Rabil kick) | 7:48 |
| 4th | W&M | FG Pritchard 29 | 14:55 |
| | JMU | Bransford 55 pass from Rascati (Rabil kick) | 3:49 |
| | W&M | Taylor 5 pass from Potts (Pritchard kick) | 2:23 |

| | W&M | JMU |
|--------------------|---------|---------|
| First Downs | 19 | 20 |
| Rushes - Yards | 32-112 | 40-185 |
| Att-Cmp-Int | 31-17-0 | 21-15-1 |
| Pass Yards | 214 | 211 |
| Total Offense | 326 | 396 |
| Total Plays | 63 | 61 |
| Fumbles - Lost | 1-0 | 1-0 |
| 3rd Down Conv. | 5-14 | 6-12 |
| Penalties - Yards | 3-27 | 6-55 |
| Sacks by - Yards | 1-2 | 6-30 |
| Time of Possession | 29:45 | 30:15 |

Rushing - W&M: Brooks 19-99 (TD), Mack 1-20, Holmes 1-2, Bynum 1-2, Potts 1-(-1), Phillips 9-(-10). **JMU:** Holloman 22-118 (TD), Landers 2-32, Rascati 12-26, Bolton 3-10.

Passing - W&M: Potts 24-15-0, 187, TD; Phillips 7-2-0, 27. **JMU:** Rascati 21-15-1, 211, 2 TD.

Receiving - W&M: Trinkle 4-57, Brooks 4-25, Taylor 3-35 (TD), Mack 2-48, Atchison 2-27, Archer 2-22. **JMU:** Bransford 7-123 (TD), Landers 2-24, Williams 2-17, Boxley 1-15, Baker 1-11, Caussin 1-11 (TD), Newman 1-10.

Defense - W&M: Ndubueze 10 (TFL), Tra. McLaurin 9 (INT), Cox 7 (5 solo), Wheeling 6, Wright 5 (Sack), Tracy 4 (2.5 TFL, PBU).

Attendance: 15,573; **Time:** 2:40; **Weather:** 65, clear

Game 8

Villanova 35, William and Mary 31

Williamsburg, Va. • Zable Stadium • Oct. 28, 2006

WILLIAMSBURG (10/28/06) -- Marvin Burroughs' 1-yard quarterback sneak for a touchdown with 35 seconds remaining lifted Villanova over William and Mary, 35-31, in an Atlantic 10 contest at Zable Stadium.

Villanova racked up 508 yards of total offense behind Burroughs to snap a two-game losing streak and send W&M to its ninth-consecutive conference loss, dating back to last season.

Burroughs completed 15 of 19 attempts for 284 yards and two touchdowns and finished with a net of 31 yards rushing, which included the game-winning 1-yard dive in the final minute. The Wildcats covered 67 yards on the drive in 1:34, with no timeouts, after the Tribe's Blair Pritchard gave W&M a 31-28 lead with 2:09 remaining on a 27-yard field goal.

Elijah Brooks rushed for 142 yards and two touchdowns for the Tribe and moved into ninth place on the school's career rushing list (2,298). The senior needed just 16 yards to crack the top 10 entering the day and used his third 100-yard game of the season, and eighth of his career, to continue his move up the career chart.

Mike Potts went the distance at quarterback and completed 12 of 24 attempts for 197 yards, including a 57-yard, fourth-quarter touchdown pass to tight end Drew Atchison that tied the game, 28-28, with 7:17 remaining. Potts also added his first-career touchdown run on a 1-yard keeper in the first half.



Drew Atchison scores on a 57-yard touchdown reception against Villanova.

| | 1 | 2 | 3 | 4 | Final |
|------------------|----|----|---|----|-------|
| Villanova | 7 | 10 | 3 | 15 | 35 |
| William and Mary | 14 | 7 | 0 | 10 | 31 |

Scoring Summary

| Qtr | Team | Score | Time |
|-----|------|--|------|
| 1st | VU | May 31 pass from Burroughs (Marcoux kick) | 9:39 |
| | W&M | Brooks 2 run (Pritchard kick) | 3:23 |
| | W&M | Brooks 2 run (Pritchard kick) | 0:14 |
| 2nd | W&M | Potts 1 run (Pritchard kick) | 8:13 |
| | VU | Atkinson 28 pass from Burroughs (Marcoux kick) | 5:58 |
| | VU | FG Marcoux 24 | 0:28 |
| 3rd | VU | FG Marcoux 27 | 3:26 |
| 4th | VU | May 6 run (Sherry pass from Burroughs) | 8:01 |
| | W&M | Atchison 57 pass from Potts (Pritchard kick) | 7:17 |
| | W&M | FG Pritchard 27 | 2:09 |
| | VU | Burroughs 1 run (Marcoux kick) | 0:35 |

| | VU | W&M |
|--------------------|---------|---------|
| First Downs | 24 | 22 |
| Rushes - Yards | 44-224 | 42-171 |
| Att-Cmp-Int | 19-15-0 | 24-12-0 |
| Pass Yards | 284 | 197 |
| Total Offense | 508 | 368 |
| Total Plays | 63 | 66 |
| Fumbles - Lost | 3-2 | 0-0 |
| 3rd Down Conv. | 6-10 | 6-14 |
| Penalties - Yards | 5-52 | 3-34 |
| Sacks by - Yards | 1-15 | 3-21 |
| Time of Possession | 29:26 | 30:34 |

Rushing - W&M: Brooks 30-142 (2 TD), Holmes 7-26, Mack 3-17, Potts 2-(-14) (TD). **VU:** Dicken 16-96, May 9-46, Jones 5-46, Burroughs 13-31 (TD), Atkinson 1-5.

Passing - W&M: Potts 24-12-0, 197, TD. **VU:** Burroughs 19-15-0, 284, 2 TD.

Receiving - W&M: Nicholas 4-62, Atchison 2-66 (TD), Archer 2-36, Trinkle 2-10, Taylor 1-18, Mack 1-5. **VU:** May 3-81 (TD), Atkinson 3-59 (TD), Sherry 2-60, Harvey 2-56, Smith 2-15, Jones 2-9, Koroma 1-4.

Defense - W&M: Ndubueze 10 (6 solo, TFL, sack), Allen 9 (6 solo), Tracy 8 (1.5 TFL), Wright 8 (2 TFL, 1.5 sacks), Pigram 6 (TFL, 2 FF), Tra. McLaurin 6 (FR), Harris (FR).

Attendance: 10,629; **Time:** 2:58; **Weather:** 71, Strong Wind, Clear

Game-By-Game Results

Game 9

William and Mary 29, #21 Towson 28

Towson, Md. • Unitas Stadium • Nov. 4, 2006

TOWSON, Md. (11/4/06) -- Blair Pritchard kicked a 34-yard field goal, his third of the game, with five seconds remaining to lift William and Mary to a 29-28 victory over 21st-ranked Towson at Johnny Unitas Stadium.

W&M picked up its first conference victory of the season and snapped a nine-game losing streak in league games, dating back to last season.

Mike Potts passed for a career-high 409 yards and two touchdowns, completing 28 of 44 attempts to post the second-best single-game passing performance in school history. Elijah Brooks rushed for a career-high 165 yards on 22 carries and passed for a touchdown, as the Tribe piled up 630 yards of total offense, the most ever yielded by Towson.

Potts' top targets on the day were Joe Nicholas and R.J. Archer, as the pair combined for 226 yards on 12 catches. Nicholas had six grabs for 104 yards and two touchdowns, one a 76-yard catch from Potts and the other a 6-yard reception from Brooks. Archer recorded six receptions for 122 yards, both career-highs. D.J. McAulay had a 45-yard touchdown catch from Potts in the fourth quarter that cut the Tribe's deficit to 28-23.

Pritchard booted a career-long 34-yarder with 4:48 remaining to trim the Tigers' lead to 28-26, then matched the distance on the game-winner.

Adrian Tracy highlighted a strong second-half performance by the defense, finishing with four tackles for loss, including a career-high three quarterback sacks. Chris Ndubueze had a team-high 13 tackles with two for loss, and David Houff had a second-half interception.



Mike Potts passed for 409 yards and two touchdowns in the win at Towson.

| | 1 | 2 | 3 | 4 | Final |
|------------------|----|----|---|----|-------|
| William and Mary | 3 | 14 | 0 | 12 | 29 |
| Towson | 14 | 7 | 0 | 7 | 28 |

Scoring Summary

| Qtr | Team | Score | Time |
|-----|------|--|-------|
| 1st | W&M | FG Pritchard 18 | 11:33 |
| | TU | McClaude 7 pass from Schaefer (Halbruner kick) | 7:36 |
| | TU | Yancey 39 pass from Schaefer (Halbruner kick) | 2:59 |
| 2nd | W&M | Nicholas 76 pass from Potts (Pritchard kick) | 13:16 |
| | TU | Arnold 31 pass from Schaefer (Halbruner kick) | 8:03 |
| | W&M | Nicholas 6 pass from Brooks (Pritchard kick) | 2:25 |
| 4th | TU | Yancey 5 pass from Schaefer (Halbruner kick) | 13:06 |
| | W&M | McAulay 45 pass from Potts (Potts pass failed) | 11:14 |
| | W&M | FG Pritchard 34 | 4:48 |
| | W&M | FG Pritchard 34 | 0:05 |

| | W&M | TU |
|--------------------|---------|---------|
| First Downs | 27 | 23 |
| Rushes - Yards | 29-209 | 26-88 |
| Att-Cmp-Int | 46-30-1 | 51-33-1 |
| Pass Yards | 421 | 367 |
| Total Offense | 630 | 455 |
| Total Plays | 75 | 77 |
| Fumbles - Lost | 0-0 | 2-1 |
| 3rd Down Conv. | 2-12 | 8-15 |
| Penalties - Yards | 2-20 | 7-45 |
| Sacks by - Yards | 5-25 | 0-0 |
| Time of Possession | 29:46 | 30:14 |

Rushing - W&M: Brooks 22-165, Holmes 3-39, Potts 3-5. **TU:** McClaude 11-65, Miles 2-16, Williams 7-15, Schaefer 6-(-8).

Passing - W&M: Potts 44-28-1, 409, 2 TD; Brooks 1-1-0, 6 TD; Taylor 1-1-0, 6. **TU:** Schaefer 51-33-1, 367, 4 TD.

Receiving - W&M: Archer 6-122, Nicholas 6-104 (2 TD), Brooks 5-33, Mack 4-49, Trinkle 3-20, McAulay 2-51 (TD), Holmes 2-29, Atchison 2-13. **TU:** Arnold 11-119 (TD), Harrison 6-90, Lee 6-63, Yancey 4-66 (2 TD), McClaude 2-12 (TD), Williams 2-0, Perry 1-11, Brown 1-6.

Defense - W&M: Ndubueze 13 (8 solo, 2 TFL, sack), Cox 11 (8 solo, 2 PBU), Pigram 10 (7 solo), Tracy 9 (6 solo, 4 TFL, 3 sacks, FF), Houff 6 (6 solo, INT, PBU), Tra. McLaurin 5 (5 solo, 2 PBU), Lissemore 5 (4 solo, sack).

Attendance: 2,465; **Time:** 2:55; **Weather:** 49, Partly Cloudy

Game 10

Delaware 28, William and Mary 14

Newark, Del. • Delaware Stadium • Nov. 11, 2006

NEWARK, Del. (11/11/06) -- Joe Flacco passed for two touchdowns and rushed for a score to lead Delaware past William and Mary, 28-14, at Delaware Stadium.

Flacco completed 28 of 39 attempts for 292 yards and threw touchdown passes to Robbie Agnone and Ben Patrick to snap Delaware's two-game losing streak.

Mike Potts passed for 207 yards and two touchdowns for W&M, but was picked off three times.

The Tribe used true freshman David Caldwell's first career interception to set up the game's first score. W&M methodically marched 71 yards on 10 plays, converting two fourth down plays on the drive, to take a 7-0 lead on Potts' 16-yard touchdown pass to Joe Nicholas. Nicholas finished with five grabs for 50 yards.

After turning it over on its first two possessions, Delaware answered on its next series with an 8-yard touchdown from Flacco to Agnone.

Potts' second pick ended the Tribe's next drive at the Delaware 21, and the Blue Hens then went 68 yards on 10 plays, ending with a 1-yard scoring run by Omar Cuff, to take a 14-7 lead.

After a scoreless third quarter, Flacco's 9-yard touchdown pass to Patrick with 13:14 remaining in the fourth quarter pushed the Delaware lead to 21-14.

Potts moved the Tribe 80 yards on 12 plays on the ensuing possession and found a wide-open Matt Otey in the left corner of the end zone for a 2-yard touchdown pass with 7:47 remaining.

But, the Blue Hens, which totaled 406 yards of offense on the afternoon, put it away with an eight-play, 60-yard drive that ended with Flacco's 3-yard run.

R.J. Archer led the Tribe receiving corps with 80 yards on five catches, and DeBrian Holmes gained 31 yards on three receptions. Elijah Brooks rushed for 54 yards on 14 attempts, and Holmes added 47 yards rushing on seven carries.



Sophomore Derek Cox returns an interception in the first quarter at Delaware.

| | 1 | 2 | 3 | 4 | Final |
|------------------|---|----|---|----|-------|
| William and Mary | 0 | 7 | 0 | 7 | 14 |
| Delaware | 0 | 14 | 0 | 14 | 28 |

Scoring Summary

| Qtr | Team | Score | Time |
|-----|------|--|-------|
| 2nd | W&M | Nicholas 16 pass from Potts (Pritchard kick) | 14:54 |
| | UD | Agnone 8 pass from Flacco (Hobby kick) | 10:45 |
| | UD | Cuff 1 run (Hobby kick) | 0:34 |
| 4th | UD | Patrick 9 pass from Flacco (Hobby kick) | 13:14 |
| | W&M | Otey 2 pass from Potts (Pritchard kick) | 7:47 |
| | UD | Flacco 3 run (Hobby kick) | 3:19 |

| | W&M | UD |
|--------------------|---------|---------|
| First Downs | 21 | 24 |
| Rushes - Yards | 28-117 | 27-114 |
| Att-Cmp-Int | 36-19-3 | 39-28-2 |
| Pass Yards | 207 | 292 |
| Total Offense | 3324 | 406 |
| Total Plays | 64 | 66 |
| Fumbles - Lost | 0-0 | 0-0 |
| 3rd Down Conv. | 6-12 | 7-9 |
| Penalties - Yards | 5-29 | 3-30 |
| Sacks by - Yards | 1-8 | 0-0 |
| Time of Possession | 28:42 | 31:18 |

Rushing - W&M: Brooks 14-54, Holmes 7-47, Viola 4-13, Potts 2-4, Mack 1-(-1). **UD:** Cuff 17-93 (TD), Michaud 4-26, Flacco 4-(-3) (TD).

Passing - W&M: Potts 36-19-3, 2 TD. **UD:** Flacco 39-28-0, 292, 2 TD.

Receiving - W&M: Archer 5-80, Nicholas 5-50 (TD), Holmes 3-31, Trinkle 2-14, Atchison 1-15, Brooks 1-9, Mack 1-6, Otey 1-2 (TD). **UD:** Love 8-106, Patrick 5-62 (TD), Duncan 5-34, Agnone 4-50 (TD), Michaud 4-23, Cuff 2-17.

Defense - W&M: Pigram 7 (5 solo, TFL), Wheeling 6, Ndubueze 5 (4 solo, sack, PBU), Cox 5 (4 solo, INT, PBU), Johnson 5, Caldwell (INT, PBU), Tra. McLaurin 2 (TFL).

Attendance: 20,655; **Time:** 2:30; **Weather:** 66, Mostly Sunny



Quarterback Club Players of the Week

2006 Quarterback Club Weekly Awards - Delaware 11/11

Offense



Brad Stewart, Jr., OL

Stewart graded out at the top lineman against Delaware, as the Tribe's offensive line did not allow a sack against the Blue Hens.

Previous Winners

Maryland - Sept. 2

Cody Morris, Sr., OL

Team 310 yards of total offense

Maine - Sept. 16

Matt Trinkle, Sr., TE

2 rec., 5 yards

VMI - Sept. 23

Elijah Brooks, Sr., RB

15 att., 146 yards rushing, 3 touchdowns

Hofstra - Sept. 30

Elijah Brooks, Sr., RB

15 att., 79 yards rushing, 1 rec., 30 yards

Massachusetts - Oct. 7

Joe Nicholas, Jr., WR

5 rec., 62 yards, TD; 35-yard scoring catch.

Liberty - Oct. 14

Brent Cochran, Jr., OL

Team rushed for 170 yards, averaged 4.6 yards per rush

James Madison - Oct. 21

Elijah Brooks, Sr., RB

19 att., 99 yards, TD; Four receptions, 25 yards

Villanova - Oct. 28

Drew Atchison, Jr., TE

Two receptions for career-high 66 yards, including 57-yard TD

Towson - Nov. 4

Mike Potts, Jr., QB

Career-high 409 yards passing, 2 TD

Defense



Chris Ndubueze, Sr., LB

Ndubueze recorded five total tackles in the loss to Delaware, including four unassisted stops and a solo quarterback sack.

Previous Winners

Maryland - Sept. 2

Derek Cox, So., CB

3 TT, 3 PBU, fumble recovery

Maine - Sept. 16

Josh Wright, Sr., DE

6 TT, 2 solo, solo sack

VMI - Sept. 23

Adrian Tracy, RF, DE

9 total tackles, 5 solo, 2.5 tackles for loss, 1.5 sacks, forced fumble

Hofstra - Sept. 30

Michael Pigram, So., LB

10 total tackles, 9 solo, forced fumble

Massachusetts - Oct. 7

Derek Cox, So., DB

Career-high nine total tackles, five solo, PBU

Liberty - Oct. 14

Alan Wheeling, Sr., DB

Career-high 11 total tackles, 33-yard interception return

James Madison - Oct. 21

Chris Ndubueze, Sr., LB

10 total tackles, eight unassisted, solo TFL

Villanova - Oct. 28

Josh Wright, Sr., DE


Eight total tackles, 2.0 TFL, 1.5 quarterback sacks

Towson - Nov. 4

Adrian Tracy, RF, DE

Nine total tackles, four TFL, three sacks, forced fumble

Special Teams



Fred Johnson, RF, DB

Johnson recorded a career-best five total tackles at Delaware, including a pair of unassisted stops on kick coverage.

Previous Winners

Maryland - Sept. 2

DeBrian Holmes, So., KR/RB

4 KO returns for 90 yards, including long of 32 yards

Maine - Sept. 16

Drew Atchison, Jr., TE

1 rec., 17 yards

VMI - Sept. 23

Derek Cox, So., PR

4 punt returns, 42 yards, 24-yard long

Hofstra - Sept. 30

Blair Pritchard, Sr., P

5 punts, 230 yards, 46.0 average, 50-yard long, 1 inside 20

Massachusetts - Oct. 7

none

Liberty - Oct. 14

C.J. Herbert, RF, DL

Blocked PAT in one-point victory

James Madison - Oct. 21

David Houff, So., DB

Two tackles in kick coverage, four overall

Villanova - Oct. 28

Max Harris, Fr., DB

Recovered a fumble on kickoff coverage

Towson - Nov. 4

Blair Pritchard, Sr., P/PK

Kicked three FG, including game-winner with :05 remaining

2006 William and Mary Football
 William and Mary Overall Team Statistics (as of Nov 11, 2006)
 All games

| TEAM STATISTICS | WM | OPP |
|------------------------------|-----------|-----------|
| ----- | | |
| SCORING..... | 195 | 252 |
| Points Per Game..... | 19.5 | 25.2 |
| FIRST DOWNS..... | 191 | 207 |
| Rushing..... | 88 | 109 |
| Passing..... | 93 | 85 |
| Penalty..... | 10 | 13 |
| RUSHING YARDAGE..... | 1327 | 1878 |
| Yards gained rushing..... | 1536 | 2101 |
| Yards lost rushing..... | 209 | 223 |
| Rushing Attempts..... | 303 | 407 |
| Average Per Rush..... | 4.4 | 4.6 |
| Average Per Game..... | 132.7 | 187.8 |
| TDs Rushing..... | 10 | 18 |
| PASSING YARDAGE..... | 2187 | 2086 |
| Att-Comp-Int..... | 332-181-8 | 243-153-8 |
| Average Per Pass..... | 6.6 | 8.6 |
| Average Per Catch..... | 12.1 | 13.6 |
| Average Per Game..... | 218.7 | 208.6 |
| TDs Passing..... | 15 | 13 |
| TOTAL OFFENSE..... | 3514 | 3964 |
| Total Plays..... | 635 | 650 |
| Average Per Play..... | 5.5 | 6.1 |
| Average Per Game..... | 351.4 | 396.4 |
| KICK RETURNS: #-YARDS..... | 37-721 | 35-588 |
| PUNT RETURNS: #-YARDS..... | 17-129 | 17-90 |
| INT RETURNS: #-YARDS..... | 8-91 | 8-46 |
| KICK RETURN AVERAGE..... | 19.5 | 16.8 |
| PUNT RETURN AVERAGE..... | 7.6 | 5.3 |
| INT RETURN AVERAGE..... | 11.4 | 5.8 |
| FUMBLES-LOST..... | 8-2 | 20-10 |
| PENALTIES-YARDS..... | 39-340 | 49-472 |
| Average Per Game..... | 34.0 | 47.2 |
| PUNTS-YARDS..... | 45-1581 | 31-1234 |
| Average Per Punt..... | 35.1 | 39.8 |
| Net punt average..... | 33.1 | 35.6 |
| TIME OF POSSESSION/GAME..... | 28:38 | 31:22 |
| 3RD-DOWN CONVERSIONS..... | 51/136 | 54/121 |
| 3rd-Down Pct..... | 38% | 45% |
| 4TH-DOWN CONVERSIONS..... | 12/22 | 7/9 |
| 4th-Down Pct..... | 55% | 78% |
| SACKS BY-YARDS..... | 17-104 | 16-111 |
| MISC YARDS..... | 9 | 0 |
| TOUCHDOWNS SCORED..... | 25 | 31 |
| FIELD GOALS-ATTEMPTS..... | 7-11 | 12-17 |
| PAT-ATTEMPTS..... | 24-24 | 28-30 |
| ATTENDANCE..... | 43802 | 119909 |
| Games/Avg Per Game..... | 4/10950 | 6/19985 |
| Neutral Site Games..... | | 0/0 |

| SCORE BY QUARTERS | 1st | 2nd | 3rd | 4th | Total |
|----------------------|-----|-----|-----|-----|-------|
| ----- | | | | | |
| William and Mary.... | 41 | 56 | 38 | 60 | 195 |
| Opponents..... | 66 | 91 | 36 | 59 | 252 |

2006 William and Mary Football
William and Mary Overall Individual Statistics (as of Nov 11, 2006)
All games

| RUSHING | GP | Att | Gain | Loss | Net | Avg | TD | Long | Avg/G |
|----------------|----|-----|------|------|------|------|----|------|-------|
| Elijah Brooks | 10 | 177 | 943 | 31 | 912 | 5.2 | 8 | 25 | 91.2 |
| DeBrian Holmes | 10 | 40 | 241 | 13 | 228 | 5.7 | 1 | 25 | 22.8 |
| Elliott Mack | 10 | 7 | 73 | 12 | 61 | 8.7 | 0 | 27 | 6.1 |
| Tony Viola | 9 | 9 | 46 | 1 | 45 | 5.0 | 0 | 11 | 5.0 |
| Jake Phillips | 6 | 44 | 155 | 112 | 43 | 1.0 | 0 | 13 | 7.2 |
| Raphael Bynum | 8 | 6 | 31 | 0 | 31 | 5.2 | 0 | 12 | 3.9 |
| D.J. McAulay | 7 | 3 | 26 | 4 | 22 | 7.3 | 0 | 15 | 3.1 |
| Matt Nickerson | 4 | 3 | 10 | 0 | 10 | 3.3 | 0 | 5 | 2.5 |
| TEAM | 2 | 2 | 0 | 4 | -4 | -2.0 | 0 | 0 | -2.0 |
| Mike Potts | 8 | 12 | 11 | 32 | -21 | -1.8 | 1 | 3 | -2.6 |
| Total..... | 10 | 303 | 1536 | 209 | 1327 | 4.4 | 10 | 27 | 132.7 |
| Opponents..... | 10 | 407 | 2101 | 223 | 1878 | 4.6 | 18 | 62 | 187.8 |

| PASSING | GP | Effic | Att-Cmp-Int | Pct | Yds | TD | Lng | Avg/G |
|----------------|----|--------|-------------|-------|------|----|-----|-------|
| Mike Potts | 8 | 134.30 | 200-118-5 | 59.0 | 1519 | 10 | 76 | 189.9 |
| Jake Phillips | 6 | 95.58 | 129-61-3 | 47.3 | 656 | 4 | 46 | 109.3 |
| R.J. Archer | 10 | 0.00 | 1-0-0 | 0.0 | 0 | 0 | 0 | 0.0 |
| Chris. Taylor | 10 | 150.40 | 1-1-0 | 100.0 | 6 | 0 | 6 | 0.6 |
| Elijah Brooks | 10 | 480.40 | 1-1-0 | 100.0 | 6 | 1 | 6 | 0.6 |
| Total..... | 10 | 119.94 | 332-181-8 | 54.5 | 2187 | 15 | 76 | 218.7 |
| Opponents..... | 10 | 146.14 | 243-153-8 | 63.0 | 2086 | 13 | 55 | 208.6 |

| RECEIVING | GP | No. | Yds | Avg | TD | Long | Avg/G |
|----------------|----|-----|------|------|----|------|-------|
| Joe Nicholas | 10 | 37 | 536 | 14.5 | 7 | 76 | 53.6 |
| R.J. Archer | 10 | 27 | 446 | 16.5 | 0 | 46 | 44.6 |
| Elijah Brooks | 10 | 23 | 163 | 7.1 | 0 | 30 | 16.3 |
| Matt Trinkle | 10 | 22 | 192 | 8.7 | 0 | 23 | 19.2 |
| D.J. McAulay | 7 | 20 | 298 | 14.9 | 2 | 49 | 42.6 |
| Elliott Mack | 10 | 20 | 225 | 11.2 | 2 | 32 | 22.5 |
| DeBrian Holmes | 10 | 16 | 105 | 6.6 | 0 | 24 | 10.5 |
| Drew Atchison | 10 | 10 | 158 | 15.8 | 2 | 57 | 15.8 |
| John Taylor | 6 | 5 | 62 | 12.4 | 1 | 22 | 10.3 |
| Matt Otey | 6 | 1 | 2 | 2.0 | 1 | 2 | 0.3 |
| Total..... | 10 | 181 | 2187 | 12.1 | 15 | 76 | 218.7 |
| Opponents..... | 10 | 153 | 2086 | 13.6 | 13 | 55 | 208.6 |

| PUNT RETURNS | No. | Yds | Avg | TD | Long |
|----------------|-----|-----|-----|----|------|
| Derek Cox | 17 | 129 | 7.6 | 0 | 25 |
| Total..... | 17 | 129 | 7.6 | 0 | 25 |
| Opponents..... | 17 | 90 | 5.3 | 0 | 20 |

| INTERCEPTIONS | No. | Yds | Avg | TD | Long |
|-----------------|-----|-----|------|----|------|
| Richard Riley | 1 | 14 | 14.0 | 0 | 14 |
| Kevin Allen | 1 | 0 | 0.0 | 0 | 0 |
| Derek Cox | 1 | 25 | 25.0 | 0 | 25 |
| Travis McLaurin | 1 | 9 | 9.0 | 0 | 9 |
| David Caldwell | 1 | 4 | 4.0 | 0 | 4 |
| Alan Wheeling | 1 | 33 | 33.0 | 0 | 33 |
| David Houff | 1 | 0 | 0.0 | 0 | 0 |
| Trevor McLaurin | 1 | 6 | 6.0 | 0 | 6 |
| Total..... | 8 | 91 | 11.4 | 0 | 33 |
| Opponents..... | 8 | 46 | 5.8 | 0 | 23 |

| KICK RETURNS | No. | Yds | Avg | TD | Long |
|----------------|-----|-----|------|----|------|
| DeBrian Holmes | 17 | 304 | 17.9 | 0 | 32 |
| David Caldwell | 13 | 321 | 24.7 | 0 | 46 |
| Elliott Mack | 3 | 52 | 17.3 | 0 | 23 |
| Elijah Brooks | 2 | 27 | 13.5 | 0 | 15 |
| Raphael Bynum | 1 | 6 | 6.0 | 0 | 6 |
| Matt Otey | 1 | 11 | 11.0 | 0 | 11 |
| Total..... | 37 | 721 | 19.5 | 0 | 46 |
| Opponents..... | 35 | 588 | 16.8 | 0 | 34 |

| FUMBLE RETURNS | No. | Yds | Avg | TD | Long |
|-----------------|-----|-----|-----|----|------|
| Travis McLaurin | 1 | 9 | 9.0 | 0 | 9 |
| Total..... | 1 | 9 | 9.0 | 0 | 9 |
| Opponents..... | 0 | 0 | 0.0 | 0 | 0 |

2006 William and Mary Football
William and Mary Overall Individual Statistics (as of Nov 11, 2006)
All games

| SCORING | ----- PATs ----- | | | | | | | | |
|-----------------|------------------|-------|-------|------|-----|------|-----|-----|--------|
| | TD | FGs | Kick | Rush | Rcv | Pass | DXP | Saf | Points |
| Elijah Brooks | 8 | 0-0 | 0-0 | 0-0 | 0 | 0-0 | 0 | 0 | 48 |
| Blair Pritchard | 0 | 7-11 | 24-24 | 0-0 | 0 | 0-0 | 0 | 0 | 45 |
| Joe Nicholas | 7 | 0-0 | 0-0 | 0-0 | 0 | 0-0 | 0 | 0 | 42 |
| Elliott Mack | 2 | 0-0 | 0-0 | 0-0 | 0 | 0-0 | 0 | 0 | 12 |
| D.J. McAulay | 2 | 0-0 | 0-0 | 0-0 | 0 | 0-0 | 0 | 0 | 12 |
| Drew Atchison | 2 | 0-0 | 0-0 | 0-0 | 0 | 0-0 | 0 | 0 | 12 |
| Matt Otey | 1 | 0-0 | 0-0 | 0-0 | 0 | 0-0 | 0 | 0 | 6 |
| DeBrian Holmes | 1 | 0-0 | 0-0 | 0-0 | 0 | 0-0 | 0 | 0 | 6 |
| John Taylor | 1 | 0-0 | 0-0 | 0-0 | 0 | 0-0 | 0 | 0 | 6 |
| Mike Potts | 1 | 0-0 | 0-0 | 0-0 | 0 | 0-1 | 0 | 0 | 6 |
| Total..... | 25 | 7-11 | 24-24 | 0-0 | 0 | 0-1 | 0 | 0 | 195 |
| Opponents..... | 31 | 12-17 | 28-30 | 0-0 | 1 | 1-1 | 0 | 0 | 252 |

| TOTAL OFFENSE | G | Plays | Rush | Pass | Total | Avg/G |
|----------------|----|-------|------|------|-------|-------|
| Mike Potts | 8 | 212 | -21 | 1519 | 1498 | 187.2 |
| Elijah Brooks | 10 | 178 | 912 | 6 | 918 | 91.8 |
| Jake Phillips | 6 | 173 | 43 | 656 | 699 | 116.5 |
| DeBrian Holmes | 10 | 40 | 228 | 0 | 228 | 22.8 |
| Elliott Mack | 10 | 7 | 61 | 0 | 61 | 6.1 |
| Tony Viola | 9 | 9 | 45 | 0 | 45 | 5.0 |
| Raphael Bynum | 8 | 6 | 31 | 0 | 31 | 3.9 |
| D.J. McAulay | 7 | 3 | 22 | 0 | 22 | 3.1 |
| Matt Nickerson | 4 | 3 | 10 | 0 | 10 | 2.5 |
| Chris. Taylor | 10 | 1 | 0 | 6 | 6 | 0.6 |
| TEAM | 2 | 2 | -4 | 0 | -4 | -2.0 |
| Total..... | 10 | 635 | 1327 | 2187 | 3514 | 351.4 |
| Opponents..... | 10 | 650 | 1878 | 2086 | 3964 | 396.4 |

| FIELD GOALS | FGM-FGA | Pct | 01-19 | 20-29 | 30-39 | 40-49 | 50-99 | Lg | Blk |
|-----------------|---------|------|-------|-------|-------|-------|-------|----|-----|
| Blair Pritchard | 7-11 | 63.6 | 1-1 | 3-4 | 3-4 | 0-1 | 0-1 | 34 | 0 |

| FG SEQUENCE | William and Mary | OPPONENTS |
|---------------|------------------|-------------------|
| Maryland | - | (39),(25) |
| MAINE | (25),38 | - |
| VMI | (30) | (26),(40) |
| HOFSTRA | - | (24),(45),33,(47) |
| Massachusetts | - | (30),(40) |
| Liberty | - | 30,35,37 |
| James Madison | 46,(29),29 | (28) |
| VU | (27) | (24),(27) |
| Towson | (18),(34),(34) | - |
| Delaware | 54 | 39 |

| PUNTING | No. | Yds | Avg | Long | TB | FC | I20 | Blkd |
|-----------------|-----|------|------|------|----|----|-----|------|
| Blair Pritchard | 43 | 1545 | 35.9 | 54 | 3 | 1 | 7 | 1 |
| TEAM | 1 | 0 | 0.0 | 0 | 0 | 0 | 0 | 0 |
| Corey Davis | 1 | 36 | 36.0 | 36 | 0 | 0 | 0 | 0 |
| Total..... | 45 | 1581 | 35.1 | 54 | 3 | 1 | 7 | 1 |
| Opponents..... | 31 | 1234 | 39.8 | 58 | 3 | 1 | 11 | 0 |

| KICKOFFS | No. | Yds | Avg | TB | OB |
|-----------------|-----|------|------|----|----|
| Blair Pritchard | 42 | 2168 | 51.6 | 6 | 2 |
| Total..... | 42 | 2168 | 51.6 | 6 | 2 |
| Opponents..... | 52 | 3133 | 60.2 | 14 | 3 |

Numbers in (parentheses) indicate field goal was made.

2006 William and Mary Football
 William and Mary Overall Individual Statistics (as of Nov 11, 2006)
 All games

| ALL PURPOSE | G | Rush | Rec | PR | KOR | IR | Tot | Avg/G |
|-----------------|----|------|------|-----|-----|----|------|-------|
| Elijah Brooks | 10 | 912 | 163 | 0 | 27 | 0 | 1102 | 110.2 |
| DeBrian Holmes | 10 | 228 | 105 | 0 | 304 | 0 | 637 | 63.7 |
| Joe Nicholas | 10 | 0 | 536 | 0 | 0 | 0 | 536 | 53.6 |
| R.J. Archer | 10 | 0 | 446 | 0 | 0 | 0 | 446 | 44.6 |
| Elliott Mack | 10 | 61 | 225 | 0 | 52 | 0 | 338 | 33.8 |
| David Caldwell | 10 | 0 | 0 | 0 | 321 | 4 | 325 | 32.5 |
| D.J. McAulay | 7 | 22 | 298 | 0 | 0 | 0 | 320 | 45.7 |
| Matt Trinkle | 10 | 0 | 192 | 0 | 0 | 0 | 192 | 19.2 |
| Drew Atchison | 10 | 0 | 158 | 0 | 0 | 0 | 158 | 15.8 |
| Derek Cox | 10 | 0 | 0 | 129 | 0 | 25 | 154 | 15.4 |
| John Taylor | 6 | 0 | 62 | 0 | 0 | 0 | 62 | 10.3 |
| Tony Viola | 9 | 45 | 0 | 0 | 0 | 0 | 45 | 5.0 |
| Jake Phillips | 6 | 43 | 0 | 0 | 0 | 0 | 43 | 7.2 |
| Raphael Bynum | 8 | 31 | 0 | 0 | 6 | 0 | 37 | 4.6 |
| Alan Wheeling | 9 | 0 | 0 | 0 | 0 | 33 | 33 | 3.7 |
| Richard Riley | 10 | 0 | 0 | 0 | 0 | 14 | 14 | 1.4 |
| Matt Otey | 6 | 0 | 2 | 0 | 11 | 0 | 13 | 2.2 |
| Matt Nickerson | 4 | 10 | 0 | 0 | 0 | 0 | 10 | 2.5 |
| Travis McLaurin | 10 | 0 | 0 | 0 | 0 | 9 | 9 | 0.9 |
| Trevor McLaurin | 7 | 0 | 0 | 0 | 0 | 6 | 6 | 0.9 |
| TEAM | 2 | -4 | 0 | 0 | 0 | 0 | -4 | -2.0 |
| Mike Potts | 8 | -21 | 0 | 0 | 0 | 0 | -21 | -2.6 |
| Total..... | 10 | 1327 | 2187 | 129 | 721 | 91 | 4455 | 445.5 |
| Opponents..... | 10 | 1878 | 2086 | 90 | 588 | 46 | 4688 | 468.8 |

2006 William and Mary Football
 William and Mary Overall Defensive Statistics (as of Nov 11, 2006)
 All games

| DEFENSIVE LEADERS | GP | -----Tackles----- | | | TFL/Yds | -Sacks- No-Yds | ---Pass Def--- | | | -Fumbles- | | Blkd | |
|--------------------|----|-------------------|-----|-------|---------|--------------------|----------------|------|-----|-----------|----|------|-----|
| | | Solo | Ast | Total | | | Int-Yds | BrUp | QBH | Rcv-Yds | FF | Kick | Saf |
| 40 Chris Ndubueze | 10 | 34 | 36 | 70 | 6.0-28 | 4.0-25 | . | 2 | . | . | . | . | . |
| 21 Michael Pigram | 10 | 36 | 29 | 65 | 4.5-10 | . | . | . | . | . | 3 | . | . |
| 97 Adrian Tracy | 10 | 27 | 35 | 62 | 15.0-67 | 6.0-41 | . | 2 | . | . | 2 | . | . |
| 37 Derek Cox | 10 | 41 | 18 | 59 | 0.5-2 | . | 1-25 | 9 | . | 2-0 | . | . | . |
| 36 Kevin Allen | 9 | 32 | 23 | 55 | 1.5-2 | . | 1-0 | 3 | . | . | 2 | . | . |
| 8 Alan Wheeling | 9 | 24 | 27 | 51 | 2.0-4 | . | 1-33 | . | . | . | . | . | . |
| 52 Travis McLaurin | 10 | 15 | 34 | 49 | 2.0-2 | . | 1-9 | 3 | . | 1-9 | . | 1 | . |
| 24 Richard Riley | 10 | 21 | 21 | 42 | 3.0-14 | . | 1-14 | 4 | . | . | 1 | . | . |
| 94 Josh Wright | 10 | 12 | 25 | 37 | 6.5-20 | 4.0-17 | . | 2 | . | 2-0 | . | . | . |
| 39 T.J. O'Neill | 9 | 10 | 18 | 28 | 1.5-5 | 1.0-5 | . | . | . | 2-0 | . | . | . |
| 22 David Houff | 10 | 20 | 8 | 28 | . | . | 1-0 | 1 | . | . | . | . | . |
| 19 David Caldwell | 10 | 14 | 13 | 27 | . | . | 1-4 | 1 | . | . | . | . | . |
| 95 Cort. Herbert | 10 | 6 | 21 | 27 | 1.0-8 | 1.0-8 | . | . | . | . | . | 2 | . |
| 93 Sean Lissemore | 9 | 10 | 16 | 26 | 1.0-8 | 1.0-8 | . | . | . | . | . | . | . |
| 44 Josh Rutter | 4 | 6 | 14 | 20 | 0.5-1 | . | . | 1 | . | . | . | . | . |
| 77 B. Williamson | 10 | 4 | 14 | 18 | 1.5-1 | . | . | . | . | 1-0 | . | . | . |
| 99 Josh Larkins | 10 | 6 | 11 | 17 | . | . | . | . | . | . | . | . | . |
| 23 Trevor McLaurin | 7 | 4 | 11 | 15 | 0.5-2 | . | 1-6 | . | . | . | . | . | . |
| 42 Fred Johnson | 10 | 3 | 6 | 9 | . | . | . | . | . | . | . | . | . |
| 35 Ryan Horvath | 7 | 4 | 4 | 8 | . | . | . | . | . | . | . | . | . |
| 31 Max Harris | 9 | 5 | 1 | 6 | . | . | . | . | . | 1-0 | 1 | . | . |
| 49 Raphael Bynum | 8 | 3 | . | 3 | . | . | . | . | . | . | . | . | . |
| 41 Shel. Alexander | 9 | 2 | 1 | 3 | . | . | . | . | . | . | . | . | . |
| 92 Ryan Jones | 3 | . | 3 | 3 | . | . | . | . | . | 1-0 | . | . | . |
| 96 Daniel Pulley | 2 | . | 3 | 3 | . | . | . | . | . | . | . | . | . |
| 98 Rob Varno | 10 | 2 | 1 | 3 | . | . | . | . | . | . | . | . | . |
| 50 Todd Reyher | 9 | 1 | 2 | 3 | . | . | . | . | . | . | . | . | . |
| 67 Brent Cochran | 10 | 1 | 1 | 2 | . | . | . | . | . | . | . | . | . |
| 28 DeBrian Holmes | 10 | 2 | . | 2 | . | . | . | . | . | . | . | . | . |
| 91 Blair Pritchard | 10 | 2 | . | 2 | . | . | . | . | . | . | . | . | . |
| 30 Matt Nickerson | 4 | 1 | . | 1 | . | . | . | . | . | . | . | . | . |
| 56 C.J. Muse | 11 | 1 | . | 1 | . | . | . | . | . | . | . | . | . |
| 5 Tony Viola | 9 | 1 | . | 1 | . | . | . | . | . | . | . | . | . |
| Total..... | 10 | 350 | 396 | 746 | 47-174 | 17-104 | 8-91 | 28 | . | 10-9 | 9 | 3 | . |
| Opponents..... | 10 | 330 | 352 | 682 | 45-187 | 16-111 | 8-46 | 46 | 12 | 2-0 | 4 | 1 | . |