



GAME DAY INFORMATION

#9 WILLIAM AND MARY "TRIBE" (0-0) AT MARSHALL "THUNDERING HERD" (0-0)
Kickoff: 7 p.m., Thursday, September 1, 2005
Site: Joan C. Edwards Stadium (38,019, Field Turf)
TV: None
Radio: The Tribe Football Radio Network will broadcast today's game across the Commonwealth of Virginia. The veteran broadcast duo of Jay Colley (play-by-play) and Bob Sheeran (color) will call the action. For a complete listing of the Tribe Football Radio Network, see page seven.
All-Time Series: W&M leads 2-0-1
Last Meeting: The Tribe won, 48-24, on Nov. 5, 1983.

FIRST AND 10

Defending Atlantic 10 champion and 2004 NCAA I-AA Semifinalist William and Mary opens the 2005 campaign Thursday night at Division I-A Marshall in Huntington, WV. The Tribe, ranked ninth in the Sports Network I-AA Preseason Top 25, is coming off the most prolific season in school history, as W&M set a school record with 11 victories in 2004 and finished the year ranked third nationally, also a school record. Beginning the 26th season under head coach Jimmie Laycock, W&M will face a I-A opponent to start the schedule for the eighth consecutive season. Laycock, the school's winningest head coach, has compiled a career record of 170-113-2, and W&M has posted 18 winning seasons in the last 22 years under Laycock. Marshall begins its inaugural season in Conference USA in 2005 under first-year head coach, and MU alumnus, Mark Snyder after going 6-6 with an appearance in the PlainsCapital Ft. Worth Bowl in 2004. The schools have not met since 1983, when the Tribe took a 48-24 decision over the Herd in Huntington.

William and Mary			Marshall		
Date	Opponent	Score/Time	Date	Opponent	Score/Time
Sept. 1	at Marshall	7:00 PM	Sept. 1	WILLIAM AND MARY	7:00 PM
Sept. 10	at VMI	1:00 PM	Sept. 10	KANSAS STATE	10:30 AM
Sept. 17	*at Rhode Island	12:00 PM	Sept. 24	*at Central Florida	6:00 PM
Sept. 24	LIBERTY	1:00 PM	Oct. 1	*SMU	4:30 PM
Oct. 8	*NEW HAMPSHIRE	1:00 PM	Oct. 8	at Virginia Tech	1:00 PM
Oct. 15	*at Northeastern	2:00 PM	Oct. 15	*UAB	5:00 PM
Oct. 22	*TOWSON	1:00 PM	Oct. 22	*at UTEP	9:05 PM
Oct. 29	*at Villanova	6:00 PM	Oct. 29	*at Tulane	7:00 PM
Nov. 5	*JAMES MADISON	TBA	Nov. 8	*SOUTHERN MISS	7:30 PM
Nov. 12	*DELAWARE	1:00 PM	Nov. 19	*EAST CAROLINA	4:30 PM
Nov. 19	*at Richmond	1:00 PM	Nov. 26	*at Memphis	1:00 PM
*A10 conference game			*Conference USA Game All times Eastern.		

HEAD COACHES

Jimmie Laycock (W&M, 1970) W&M Record 170-113-2 (26th year) Career Record 170-113-2 (26th year) vs. Marshall 2-0	Mark Snyder (Marshall, 1988) MU Record 0-0 (First year) Career Record 0-0 (First year) vs. W&M First Meeting
---	---

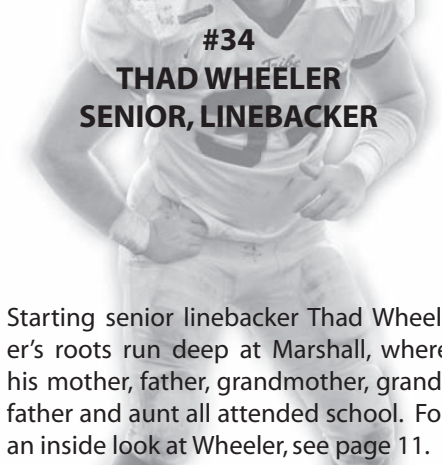
MEDIA CONTACTS

W&M SPORTS INFORMATION
SID - Pete Clawson
Phone - (757) 221-3369
Email - pmclaw@wm.edu
Fax - (757) 221-3412
Web - www.TribeAthletics.com

MU SPORTS INFORMATION
SID - Randy Burnside
Phone - (304) 696-4660
Email - burnsid2@marshall.edu
Fax - (304) 696-2325
Web - www.Herdzone.com

IN THE SPOTLIGHT

THIS WEEK'S FEATURED ATHLETE:



**#34
 THAD WHEELER
 SENIOR, LINEBACKER**

Starting senior linebacker Thad Wheeler's roots run deep at Marshall, where his mother, father, grandmother, grandfather and aunt all attended school. For an inside look at Wheeler, see page 11.

TABLE OF CONTENTS

W&M Quick Facts..... 2
 Depth Charts..... 2
 How They Stack Up..... 2
 Tale of the Tape 2
 Statistical Leaders..... 2
 National Spotlight: All-Americans 3
 Head Coach Jimmie Laycock..... 4
 Atlantic 10 Information 5
 Team Notes 5
 The Last Meeting..... 6
 More Atlantic 10 Information..... 6
 W&M Media Information 7
 In the Spotlight: Thad Wheeler 11
 The Tribe in 2004 11
 W&M Alphabetical Roster 12
 W&M Numerical Roster 14
 2004 Game-by-game Starters..... 14
 The Last Time It Happened 15
 W&M Single-Game Highs 16
 Opponent Single-Game Highs 17
 W&M Single-Game Records..... 18
 All-time Offensive Performances..... 19
 W&M Scoring Drives Chart..... 20
 W&M in the Red-Zone 21
 Tribe Honor Roll 21
 2004 Game-by-Game Results 22
 Quarterback Club Players of the Week 27





DEPTH CHARTS

#9 WILLIAM & MARY MARSHALL



OFFENSE

WR	33	Josh Lustig	SR	5-9	175
	2	Elliott Mack	RF	6-0	188
LT	75	Michael Grenz	SR	6-3	285
	67	Brent Cochran	SO	6-5	300
LG	63	Ryan Lumm	SR	6-3	280
	65	Matt Radjaneck	SR	6-4	275
C	59	Patrick Mulloy	SR	6-4	315
	51	Tim Kelley	SO	6-2	290
RG	68	Cody Morris	JR	6-4	285
	53	Luke Hiteshew	RF	6-1	287
RT	71	Brad Stewart	SO	6-3	300
	79	Michael Grant	RF	6-5	305
TE	40	Adam Bratton	SR	6-4	250
or	85	Matt Trinkle	JR	6-5	260
WR	27	Joe Nicholas	SO	6-3	211
	3	Joe Marianacci	RF	6-1	186
QB	10	Mike Potts	SO	6-4	224
or	18	Jake Phillips	RF	6-3	208
TB	9	Elijah Brooks	JR	5-9	210
	28	DeBrian Holmes	RF	5-9	180
or	5	Tony Viola	SO	6-1	217
FB	46	Matt Otey	SO	5-11	230
	23	Trevor McLaurin	JR	5-11	230

DEFENSE

DE	97	Adam O'Connor	SR	6-8	275
	95	Jerome Griffin	SR	6-1	240
DT	77	Brian Williamson	JR	6-3	281
	74	Brandon Pugh	SO	6-2	261
DT	58	Larry Pendleton	SR	6-3	285
	57	Brian Neely	JR	6-4	298
DE	94	Josh Wright	JR	6-3	246
	93	Jonas Watson	SR	6-2	228
ILB	34	Thad Wheeler	SR	6-1	216
	39	T.J. O'Neill	SO	6-1	238
OLB	44	Josh Rutter	RF	6-3	228
	69	William Turner	SO	6-1	240
OLB	55	Ryan Nickell	JR	6-2	210
	50	Todd Reyher	RF	6-0	214
CB	22	Stephen Cason	SR	6-0	210
	13	David Page	SO	5-9	180
SS	35	Jonathan Shaw	SR	6-0	198
	29	Zach Stout	JR	6-0	190
FS	21	James Miller	SR	6-1	200
	6	Brandon Burrow	SO	5-11	180
CB	8	Alan Wheeling	JR	5-9	180
or	24	Richard Riley	JR	6-2	185

SPECIAL TEAMS

PK	25	Greg Kuehn	SR	6-3	215
HO	14	Christian Taylor	JR	6-5	205
P	91	Blair Pritchard	JR	5-11	230
or	15	Corey Davis	JR	6-1	190
LS	34	Thad Wheeler	SR	6-1	216
SS	75	Michael Grenz	SR	6-3	285
KR	33	Josh Lustig	SR	5-9	175
	22	Stephen Cason	SR	6-0	210
PR	33	Josh Lustig	SR	5-9	175

HOW THEY STACK UP

(2004 STATISTICS)

CATEGORY	W&M (A10)	MU (MAC)
Games Played	13	12
Scoring Offense	34.7 (2nd)	24.2 (8th)
Rushing Offense	140.9 (5th)	112.7 (10th)
Pass Att.-Cmp	473-305 (2nd)	425-248 (5th)
Had Intercepted	5 (2nd)	15 (11th)
Completion %	64.5 (2nd)	58.3 (7th)
Passing Offense	305 (2nd)	208.6 (10th)
Total Offense /game	431.7 (1st)	321.2 (11th)
Turnover Margin	0.21 (6th)	.17 (5th)
3rd Down Efficiency	50.5 (1st)	36.1 (10th)
Scoring Defense	26.6 (7th)	22.2 (1st)
Rushing Defense	162.1 (10th)	111.0 (1st)
Passing Defense	205.1 (6th)	223.2 (7th)
Total Defense	367.3 (8th)	334.2 (3rd)

OFFENSE

WR	22	Wilbur Hargrove	SR	5-11	180
	42	Shawn Lauzon	SO	6-6	240
WR	7	Hiram Moore	JR	6-0	190
	15	Robert Surratt	FR	5-10	175
WR	89	Matt Morris	JR	6-3	219
	42	Shawn Lauzon	SO	6-6	204
TE	85	Jeff Mullins	SR	6-3	255
	13	Brian Shope	SO	6-5	235
LT	56	Toby Bullock	SR	6-4	340
	64	Chris Barner	JR	6-4	280
LG	74	David Ziegler	SO	6-5	288
	62	Matt Altobello	RF	6-1	290
C	66	Doug Legursky	SO	6-3	308
	65	Brain Leggett	FR	6-1	296
RG	72	Ryan Baynes	SR	6-2	314
	62	Matt Altobello	RF	6-1	290
RT	73	Seth Cook	JR	6-4	315
	78	Wesley Jones	JR	6-5	338
TB	44	Ahmad Bradshaw	SO	5-11	190
	48	Will Albin	SO	6-3	232
QB	14	Bernie Morris	SO	6-4	206
or	16	Jimmy Skinner	JR	6-3	190

DEFENSE

DE	51	Jason Kaminski	JR	6-3	225
	50	Byron Tinker	SO	6-4	255
LT	52	Floyd Wright	SR	6-0	271
	95	Chris Terrell	JR	6-6	330
RT	84	Adrian Davis	JR	6-3	265
	99	Juan Underwood	JR	6-3	300
DE	91	Shavar Greer	JR	6-0	230
	54	Gavin Herscher	SR	6-3	243
LB	39	Donte' Newsome	SR	5-11	205
	21	Ian Hoskins	RF	6-2	210
LB	47	Matt Couch	JR	6-2	230
	38	Damarcus Thomas	SR	6-1	235
LB	30	Dennis Thornton	SR	5-11	210
	55	Brandon Souder	JR	6-2	230
SS	25	Curtis Keyes	JR	6-0	191
	2	Jeremy Rodamer	SO	6-0	190
CB	4	Chris Hawkins	SR	5-10	184
	36	Jeremy Frazier	JR	5-10	180
CB	27	Willie Smith	SR	6-0	197
	15	Terick Thomas	SO	5-10	165
FS	26	Chris Royal	SR	5-9	185
	2	Jeremy Rodamer	SO	6-0	190

SPECIAL TEAMS

PK	49	Ian O'Connor	JR	6-2	205
HO	12	Scott Wilks	SR	6-2	190
P	49	Ian O'Connor	JR	6-2	205
or	31	Marty Biagi	RF	6-0	170
LS	85	Jeff Mullins	SR	6-3	255
	97	Brent Riffey	JR	6-2	213
KR	39	Donte' Newsome	SR	5-11	205
	4	Chris Hawkins	SR	5-10	184
PR	26	Chris Royal	SR	5-9	185
or	4	Chris Hawkins	SR	5-10	184
or	28	Chubb Small	FR	5-9	200

TALE OF THE TAPE

TRIBE vs. THUNDERING HERD

Pos.	W&M	MU	Pos.
WR & TE	6-2/224	5-11/189	DB
OF Backs	6-1/218	6-0/215	LB
OL & TE	6-4/282	6-2/248	DL
DL	6-4/272	6-4/303	OL/TE
LB	6-2/218	6-2/195	OF Backs
DB	6-0/195	6-1/211	WR/TE

* Averages reflect those of starters only.

TRIBE QUICK FACTS

COLLEGE INFORMATION

Location: Williamsburg, Va.
 Founded: 1693
 Enrollment: 5,700
 Nickname: Tribe
 Colors: Green, Gold and Silver
 President: Gene R. Nichol (OK State, 1973)
 Athletics Director: ... Terry Driscoll (BC, 1969)
 School Website: www.wm.edu

FOOTBALL INFORMATION

First Season: 1893
 All-Time Record: 495-484-41
 Stadium: Zable Stadium
 Capacity: 12,259
 Surface: Natural grass
 All-Time Record at Zable: 185-102-6
 Bowl/Playoff Appearances: .. 12 (7 in D I-AA)
 Bowl/Playoff Record: 7-7 (6-7 in D I-AA)
 Conference: Atlantic 10 (Southern)
 Head Coach: ... Jimmie Laycock (See page 5)
 Alma Mater: W&M, 1970
 Offensive Formation: Pro-style
 Defensive Formation: Multiple 4-3
 Lettermen Ret./Lost: 30/11
 Off. Starters Ret./Lost: 8/3
 Def. Starters Ret./Lost: 9/2
 Spec. Starters Ret./Lost: 1/0
Captains: Josh Lustig, Travis McLaurin, Pat Mulloy, Adam O'Connor

2004 IN REVIEW

Overall Record: 11-3
 A10 Record: 7-1
 A10 Finish: Tie-First, Southern Division
 Home: 7-1
 Away: 4-2
 Postseason: NCAA Semifinals
 Final Ranking: No. 3

TEAM LEADERS

(2004 STATISTICS)


WILLIAM AND MARY

Rushing - Smith (194 att., 784 yds, 15 TD, 56.0 avg.)
 Passing - Campbell (455-298-5, 3,988 yds, 30 TD)
 Receiving - Thompson (79 rec., 1,585 yds, 13 TD)
 Punt Ret. - Shaw (31 ret., 243 yds, 7.8 avg.)
 Kick Ret. - Thompson (24 for 533 yds, 22.2 avg., 1 TD)
 Kicking - Kuehn (19-28 FG, long 46; 57-58 PAT)
 Punting - Mesi (39.1 avg., 64 long, 13 inside 20)
 Tackles - Ndubueze (117 total, 69 solo)
 Sacks - O'Connor (8.0 for 45 yards)
 TFL - O'Connor (15.5 for 62 yards)
 INT - Miller (3 for 70 yards)
 Pass Brks - Miller 9

MARSHALL

Rushing - Charles (177 att., 875 yds, 5 TD, 68.7 avg.)
 Passing - Hill (397-233-15, 2,387 yds, 18 TD)
 Receiving - Davis (86 rec., 914 yds, 47 TD, 76.2 avg.)
 Punt Ret. - Spann (17 for 191 yds, 11.2 avg.)
 Kick Ret. - Bradshaw (15 for 322 yds, 21.5 avg.)
 Kicking - O'Connor (14-19 FG, 37 long; 31-33 PAT)
 Punting - O'Connor (40.4 avg., 67 long, 17 inside 20)
 Tackles - Keyes (108 total, 58 solo)
 Sacks - Goddard (16.0 for 113 yards)
 TFL - Goddard (28.5 for 162 yards)
 INT - Royal (6 for 103 yards)
 Pass Brks - Terrell (7)

NATIONAL SPOTLIGHT: ALL-AMERICANS GREG KUEHN AND ADAM O'CONNOR



W&M: Returns as a strong national honors candidate as one of the nation's most experienced and dependable kickers ... A returning All-American who has proven ability to handle pressure situations and can be the difference in a game ... Needs just five FGs to break Atlantic 10 career field goals record (50) and has sites set on W&M career records for field goals (57) and extra points (128) ... Hit on 46 of 67 career attempts with a long of 51 yards ... Team's leading scorer each of the past three seasons ... Possesses a strong and accurate leg and has led the team in scoring in each of the last three seasons ... Has strength to hit from outside of 50 yards ... **2004:** Named A10 Special Teams

Player of the Year and a Second Team All-America pick by the Sports Network ... Also a third team AP All-American and First Team All-A10 selection... Named to first team honors by both the Atlantic 10 and VaSID ... Led all of I-AA with 19 field goals ... Established a school record with 99 consecutive successful extra-point attempts, a streak that dated back to 2002, before missing in the playoffs against Delaware ... Shattered previous mark of 50 consecutive made PATs held by Brett Sterba ... Tied for the league lead and ranked fourth nationally with an average of 1.36 field goals per game ... Converted 57 of 58 PAT tries overall ... Was 4-for-7 on field-goal attempts between 40 and 49 yards and a sparkling 11-for-12 on kicks under 30 yards ... Kicked a game-winning 46-yard field goal as time expired to defeat eventual national champion James Madison, 27-24, on Nov. 13 ... The 46-yarder into a stiff breeze also stood as his season-long ... Booted three field goals in a steady rain on horrid field conditions in a 9-7 win at then 10th-ranked New Hampshire to earn A10 Special Teams Player of the Week honors ... Grabbed special teams player of the week honors again on Oct. 3, after kicking a game-winning 28-yard field goal in overtime to defeat 16th-ranked Northeastern, 38-35 ... Game-winner against the Huskies was his career-high tying third field goal of the game ... Matched the effort a week later with three field goals in the win at Liberty ... **2003:** Showed great consistency by nailing all 30 PATs and 13 of 18 field goals to earn second-team all-conference honors ... Led the A-10 and ranked eighth nationally with 1.3 field goals per game ... Named as the coaching staff's Co-Special Teams Player of the Week in the win over VMI ... Made three field goals in games against James Madison and Rhode Island, including a season-long 49-yard kick against the Dukes ... Led team in scoring (69 points) ... **2002:** Had an outstanding freshman campaign, leading the squad with 78 points, including 14-of-21 field goals and 36-of-39 extra point attempts ... Nailed a career-long 51-yard attempt against Delaware ... Tied a school record with eight PATs in the win over VMI, where he scored a season-high 14 points ... Named first-team all-state by the Roanoke Times and the Virginia Sports Information Directors ... Second-team All-Atlantic 10 at place-kicker ... Named Special Teams Player of the Week by the coaching staff after the Maine game ... **2001:** Spent season working with the travel squad as the reserve place kicker, but did not see game action ... **Potomac Falls High School:** Three-year letterwinner at kicker for coach Wes Driskill ... Named honorable mention all-state in his senior season ... Selected first-team All-Loudon County by the Washington Post ... Set school records for field goals in a season (7), field goals in a career (13), extra points in a career (75) and touchbacks in a season (39) ... Lettered four times in soccer ... **Personal:** Son of Sydney and Dr. Thomas Kuehn ... Enjoys playing the guitar, rock climbing, snowboarding and kayaking ... Majoring in biology and computer science ... Spent summer as research assistant working with DNA analysis ... Born September 15, 1982.

Year	G	FGA	FGM	Long	XPA	XPM	Pts.
2002	11	21	14	51	39	36	78
2003	10	18	13	49	30	30	69
2004	14	28	19	46	58	57	114
Totals	35	67	46	51	127	123	261



W&M: Returning All-American defensive end who is one of the nation's elite pass rushers ... Team quad-captain and a preseason all-league selection ... Makes a habit of working in opposing offense's backfields and has been amongst the league's leaders in both sacks and tackles for loss the last two seasons ... Uses long arms and height to shed blockers and get to the quarterback ... Runs extremely well for a defensive end coming down the backside ... Proven big-play talent ... **2004:** Asserted himself as one of the league's dominant pass rushers, gaining Third Team AP All-America and Second Team All-A10 status ... Tied for second in the league with 8.0 sacks and ranked fifth with

15.5 TFL ... Finished the year with 53 total tackles and added nine quarterback hurries and a fumble recovery ... Recorded at least 1.0 TFL 10 of 14 games, including the final six ... Earned A10 Defensive Player of the Week honors after registering 3.0 sacks against Villanova ... Three sacks against the Wildcats were just 0.5 shy of the W&M single-game record held by Luke Cullinane (3.5) ... Had five total tackles, including a sack and 1.5 TFL, and forced a fumble against VMI ... Tallied eight tackles in the win over Northeastern, including a critical sack on the first play of overtime to earn defensive player of the week honors from the coaching staff ... Made a season-high nine total tackles, 1.5 TFL, in a win at James Madison ... **2003:** Was one of the breakthrough performers in the league, making 55 tackles, including 12 TFL and six sacks ... Had an amazing 28 quarterback hurries, plus two forced fumbles and two fumble recoveries ... Made three TFL in wins over VMI and Hofstra ... Named coaching staff Defensive Player of the Week after the VMI and Rhode Island victories ... Played 582 snaps, the most on the defensive front ... **2002:** Provided solid reserve reps on the defensive line, playing in all 11 games ... Recorded 26 tackles, including two TFL (-6 yards) ... Participated on 226 snaps on the defensive line ... **2001:** Scout team ... **Ragsdale High School:** Two-year letterwinner at defensive end and offensive line for coach Tommy Norwood ... Twice named all-conference at both offensive and defensive line ... Recorded 105 tackles and five sacks in his senior year ... Also lettered in baseball, basketball and track ... **Personal:** Son of Janice and Bob O'Connor ... Enjoys working out, playing golf and watching movies in his spare time ... Majoring in history ... Born January 27, 1983.


O'Connor's Career Defensive Stats

Year	G/S	T	A	Total	TFL/Yds	Sack/Yds	QBH	FF
2002	11/0	13	13	26	2/-6	0/0	6	0
2003	10/10	32	23	55	12/-52	6/-35	28	2
2004	14/14	26	27	53	15.5/-62	8/-45	9	1
Totals	35/24	71	63	134	29.5/-120	14/-80	43	3



(Above) Greg Kuehn was named A10 Special Teams Player of the Year and a Second Team All-American by the Sports Network in 2004.

(Below) Adam O'Connor was a Third Team AP All-American in 2004.



TRIBE HEAD COACH

JIMMYE LAYCOCK

When Jimmye Laycock returned to coach his alma mater prior to the 1980 season, he inherited a program that had won six or more games in a season just four times in the previous 25 years. Few could have predicted that the College would produce more than three times that amount of seven-win seasons over the next quarter century. As the architect of what is easily the most extended run of success in William and Mary's 112-year football history, Laycock has never compromised academic standards for athletic success and has steadily built his program into a point of pride for the campus, alumni and community.

While no one season can define a career that spans more than two and a half decades, Laycock's 25th year at the top of the Tribe program accentuated what is at the heart of his basic principles for success; character, discipline and attention to details will lead to success. And, the 2004 team experienced levels of success never before reached at the College.

William and Mary set a school record for wins (11), won the A10's automatic NCAA bid, hosted a NCAA semifinal game before a standing room only crowd at Zable Stadium in front of a national television audience and finished the year with a school record No. 3 final national ranking. Along the way, a bevy of school single-season records fell; total points (486), total yards (6,044), home wins (seven), to name just a few. But, none of these achievements spoke more succinctly to Laycock's approach than the program's 100% official NCAA graduation-rate report for all student-athletes receiving athletics aid. This showed W&M graduated all of its football players that entered the program as freshman during the 1997-98 school year. The Tribe not only carried the highest graduation rate in the conference, but also was far and away the top figure of any team ranked in the final national top 25.

Laycock is the Tribe's winningest coach, boasting a career 170-113-2 (.599) record. Since Laycock's first season in 1980, the College has had 18 winning ledgers in the last 22 years and has played in postseason games in nine of the last 19 seasons.

Laycock has also tutored 30 players to 75 All-America honors from the William and Mary ranks and has coached six Academic All-Americans. Quarterback Lang Campbell is the most decorated of all, as the 2004 season saw him earn the presti-

gious Payton Award, consensus first team All-American honors, as well as the A10's Offensive Player of the Year and Academic Player of the Year.

The record-setting tandem of quarterback Campbell and wide out Dominique Thompson each signed free agent contracts, with the Cleveland Browns and St. Louis Rams, respectively, in the spring of 2005, joining free safety Darren Sharper (Minnesota Vikings), defensive back Billy Parker (Miami Dolphins) and Mike Leach (Denver Broncos) as representatives of the Green and Gold in the NFL ranks.

As a 1970 graduate of the College, Laycock played football under two gurus of the game. For three years, he learned the details under the watchful eyes of Coach Marv Levy, the legendary former head coach of the Buffalo Bills. In his last season, collegiate coaching legend Lou Holtz schooled Laycock in the finer aspects of psyche and motivation.

Laycock is married to Deidre Connelly, a sports psychology consultant at the College. They have three children: Michael (14), Mary Louise (13) and James (10).

Laycock's 24-year-old daughter, Melanie, is a graduate of the University of Virginia and is a teacher in Atlanta, Georgia.



In his 25th season at the helm, head coach Jimmye Laycock ('70) guided the Tribe to a school-record 11 victories in 2004 and W&M's first appearance in the national semifinals.

THE JIMMYE LAYCOCK ERA (1980-present)			
170-113-2 (Career Record)			
Year	Record	Postseason	
1980	2-9		
1981	5-6		
1982	3-8		
1983	6-5		
1984	6-5		
1985	7-4		
1986	9-3	NCAA Playoffs	
1987	5-6		
1988	6-4-1	Epson Ivy Bowl	
1989	8-3-1	NCAA Playoffs	
1990	10-3	NCAA Playoffs	
1991	5-6		
1992	9-2	Epson Ivy Bowl	
1993	9-3	NCAA Playoffs	
1994	8-3		
1995	7-4		
1996	10-3	NCAA Playoffs	
1997	7-4		
1998	7-4		
1999	6-5		
2000	5-6		
2001	8-4	NCAA Playoffs	
2002	6-5		
2003	5-5		
2004	11-3	NCAA Playoffs	
Winning Seasons in Bold			
LAYCOCK IN I-AA PLAYOFFS			
1986	Delaware, 17-51 (L)		
1989	Furman, 10-24 (L)		
1990	Massachusetts, 38-0 (W)		
	Central Florida, 38-52 (L)		
1993	McNeese State, 28-34 (L)		
1996	Jackson State, 45-6 (W)		
	Northern Iowa, 35-38 (L)		
2001	Appalachian State, 27-40 (L)		
2004	Hampton, 42-35 (W)		
	Delaware, 44-38 2 OT (W)		
	James Madison, 34-48 (L)		
LAYCOCK VS. THE ATLANTIC 10			
Team	W	L	T
Delaware	11	14	0
Hofstra	2	1	0
James Madison	12	13	0
Maine	5	1	0
Massachusetts	4	5	0
New Hampshire	8	2	0
Northeastern	9	2	0
Rhode Island	9	1	0
Richmond	19	6	0
Towson	2	0	0
Villanova	9	5	1



2004 ATLANTIC 10 FINAL STANDINGS

SOUTH	A-10	Overall
*^William and Mary	7-1	11-3
*James Madison	7-1	13-2
*Delaware	7-1	9-4
Villanova	3-5	6-5
Richmond	2-6	3-8
Towson	0-8	3-8

NORTH	A-10	Overall
#New Hampshire	6-2	10-3
Massachusetts	4-4	6-5
Northeastern	4-4	5-6
Hofstra	3-5	5-6
Maine	3-5	5-6
Rhode Island	2-6	4-7

*South Division/A10 Champions
 ^Automatic bid to NCAA Playoffs
 #North Division Champions

AROUND THE ATLANTIC 10 THIS WEEK

<u>Thursday, Sept. 1</u>		
*Massachusetts at Richmond		7:00 PM
Morgan State at Towson		7:00 PM
<u>Saturday, Sept. 3</u>		
Fordham at Rhode Island	12:00 PM	
Georgia Southern at Northeastern	2:00 PM	
Lock Haven at James Madison	6:00 PM	
Maine at Nebraska	7:00 PM	
New Hampshire at UC Davis	9:00 PM	
All times Eastern.		
*Atlantic 10 Conference Game		

W&M'S ATLANTIC 10 RANKING

(2004 Statistics)		
Total Offense	1st	431.7
Passing Offense	2nd	290.9
Rushing Offense	5th	140.9
Scoring Offense	2nd	34.7
Pass Efficiency	1st	156.3
Third-down Conversion	1st	50.5
Fourth-down Conversion	1st	78.6
Red Zone Offense	1st	.900
Sacks Against	6th	20
Total Defense	8th	367.3
Passing Defense	6th	205.1
Rushing Defense	10th	162.1
Scoring Defense	7th	26.6
Pass Defense Efficiency	9th	130.5
Sacks	2nd	30
Turnover Margin	6th	0.21
Punting	4th	34.3
Kickoff Returns	6th	20.7
Punt Returns	8th	7.8
Kickoff Coverage	10th	20.9
Penalties	1st	39.2
Field Goals	5th	.679
PAT Kicking	1st	.983
Time of Possession	5th	30:37

W&M INDIVIDUALS IN THE A-10 TOP 10

(2004 Statistics)			
Pass AVG	Campbell	1st	284.9
Total Offense	Campbell	1st	307.5
Pass Efficiency	Campbell	1st	158.7
Rushing	Smith	10th	56.0
Punting	Mesi	3rd	39.1
Scoring	Kuehn	3rd	8.1
	Smith	10th	6.4
Scoring (Kick)	Kuehn	2nd	8.1
Scoring (TDs)	Smith	7th	6.4
	Thompson	8th	6.0
All Purpose	Thompson	1st	155.3
Receiving AVG	Thompson	2nd	113.2
Receptions/Game	Thompson	7th	5.64
FG AVG	Kuehn	T-1st	1.36
PAT Pct.	Kuehn	1st	98.3
Punt Return Avg.	Shaw	7th	7.8
Sacks	O'Connor	2nd	8.0
	Watson	T-7th	6.5
Tackles for Loss	O'Connor	5th	15.5
Passes Defended	Miller	4th	12

WILLIAM AND MARY GAME NOTES

Game 1 - at Marshall - Sept. 1, 2005

TEAM NOTES

Opening Day: Thursday, William and Mary begins its 111th season of football. The College's all-time record is 495-484-41 (.505) and only 16 Division I-AA teams have played more games in their history than the College. Since the first Tribe football season began in 1893, W&M is 57-50-3 (.532) in season-openers, including 11-14 under Laycock. In Laycock's 25 seasons at the helm, W&M has opened the year at home seven times, winning each time. The last time the Tribe opened the season at home was in 1997, when W&M crushed Hampton, 31-6. W&M has opened the season against a I-A foe 10 times under Laycock, losing each time.

A Win vs. Marshall Would ...

- Mark the Tribe's first win over a Division I-A team since defeating Temple 45-38 in Philadelphia in 1998.
- Stand as the team's first win to start a season since 2001 (a 31-10 win at UMass). The team has won only five of the 12 season openers since 1993.
- Be the Tribe's third-consecutive win on an artificial surface (as the team was 2-0 last season; at Towson and JMU). Coming into 2004, William and Mary had won only one of its last eight contests on synthetics.
- Move the College's all-time win total to 496, just four short of 500 for the program's history.
- Give W&M its second-ever victory in the state of West Virginia in nine tries. The Tribe's only win in the Moutaineer State came against Marshall in 1983, in what was the last meeting between the schools, and the only meeting between the Tribe and Thundering Herd in Huntington. The College is 0-7 all-time against WVU in Morgantown.

Familiar Faces, New Places: During spring workouts, linebackers coach Matt McLeod was promoted to defensive coordinator. Also, Scott Boone, an offensive assistant in 2004, has taken over the secondary. Together, the pair brings more than 29 years of coaching experience to the Tribe's defense.

In the offseason, Laycock welcomed three new assistants to the program in **Chris Willetts** ('02), who handles tight ends and special teams, **Brent Barth**, an offensive and special teams assistant, and **Wes Dodson**, a defensive assistant.

Give Me Five: With five wins this season, the Tribe can reach the 500-win mark in total victories for the program. William and Mary enters the year with an all-time record of 495-484-11 (in 110 previous seasons of football).

Road Warriors: The Tribe will open the season at Division I-A Marshall, which will be the fourth consecutive year the team has opened vs. a I-A. Also, in a scheduling quirk, the College's conference opener at Rhode Island is the 10th consecutive year W&M has opened its conference play on the road.

And while no one is counting, 2005 will

mark the 11th-straight season (since 1993) that the Tribe has more road games (six) than home games (five) on its schedule.

Top-Notch Competition: The 2005 campaign will mark the eighth consecutive season that W&M has faced a Division I-A opponent, which is the longest current streak in the Atlantic 10. In the last 20 years, the Tribe has faced over 25 I-A opponents, including 21 from the current BCS conferences. The last W&M win over a I-A opponent was in 1998, when the Tribe downed Temple, 45-38. Here is a quick look at W&M's last 11 games against a I-A opponent:

2004:	*at North Carolina, L, 49-38
2003:	*at Western Michigan, L, 56-24
2002:	*at Indiana, L, 25-17
2001:	at East Carolina, L, 38-23
2000:	at Central Florida, L, 52-7
1999:	at N.C. State, L, 38-9
1998:	at Temple, W, 45-38
1996:	*at Central Florida, L, 39-33
1995:	*at Virginia, L, 40-16
1994:	at Virginia, L, 37-3
1993:	at Tulane, L, 10-0
	*Season-opening game

Jersey Number Changes: As usual during the offseason, several players have switched jersey numbers. Here is a list of those changes:

Player	'05 #	'04 #
Elliott Mack	2	86
Joe Mariannaci	3	16
Tony Viola	5	30
Brandon Burrow	6	84
David Page	13	38
Graham Falbo	45	62
Josh Larkins	99	61

Back for More: This fall head coach Jimmye Laycock will welcome back five players who earned all-conference honors in 2004, which matches New Hampshire, Massachusetts and Hofstra for the most returning all-league performers from 2004. Leading the way for the Tribe is first team place kicker Greg Kuehn, who is one of eight offensive first teamers around the league back in 2005. Joining Kuehn for the Tribe are junior offensive guard Cody Morris (Second Team), senior defensive end Adam O'Connor (Second Team), senior defensive back Stephen Cason (Second Team) and senior linebacker Chris Ndubueze (Third Team). The College had nine total all-league citations in 2004, which trailed only James Madison and New Hampshire, both with 10.

In fact, since 1993 when W&M joined the Yankee Conference, which later became the Atlantic 10, no school has had more all-conference selections than the Tribe's 117. For comparison's sake, only Delaware is in the same ballpark with 106 all-league award winners in that same span, while James Madison has had 89 and Massachusetts has had 79.

No Flags on the Play: One of the trademarks of Laycock's program over the year has been discipline, both off the field and on it, and the 2004 season was no different, as W&M once again was the least penalized team in the A10. In fact, despite playing 14 total games, the Tribe was penalized only 64 times last season, the lowest mark in the league. W&M's average of 39.2 penalty yards per game was the lowest in the conference, a full 10 yards fewer than the next closest opponent (Richmond, 49.5).

Legacy of Success: Jimmie Laycock is in his 26th season as the Tribe's head coach. The school's all-time winningest coach, Laycock has compiled a 170-113-2 career record at W&M. He ranks fourth on the A-10 career victories lists (65). In 2004, W&M made its ninth postseason appearance under Laycock and advanced to the NCAA semifinals for the first time in school history. With an 11-3 overall record a year ago, the Tribe has now posted winning ledgers in 18 of the past 22 seasons.

Good Company: Tribe head coach Jimmie Laycock, in his 26th season on the W&M sidelines, ranks third among all current Division I-A and Division I-AA head coaches in terms of most years at their current school. The two coaches ahead of Laycock are Penn State's Joe Paterno (39 years) and Florida State's Bobby Bowden (29 years).

A-10 vs. Division I-A: In addition to the Tribe's battle at Marshall Thursday night, another A10 school will be facing I-A competition on the opening weekend of 2005, as Maine travels to Lincoln, Neb., to take on the Cornhuskers.

Overall, there are five games in 2005 fea-

turing A10 teams against I-A opponents. Atlantic 10 teams enter the 2005 campaign looking to knock off a I-A team for the fourth consecutive season. Last year, UNH knocked off Rutgers, 35-24. Here is a list of the A-10 vs. Division I-A in 2005:

Date	Match up
9/1	W&M at Marshall
9/3	Maine at Nebraska
9/10	Villanova at Rutgers
9/24	Richmond at Vanderbilt
11/12	Massachusetts at Army

Play It Again, Sam: William and Mary will play host to 2004 playoff opponents James Madison and Delaware on consecutive weekends (Nov. 5 and 12th) this season. The Dukes have never played back-to-back games in Williamsburg since the two starting meeting as conference opponents in 1993. In fact, one has to go back to the 1978-1979 seasons to find the last time JMU made consecutive appearances in Zable. The Blue Hens last played consecutive games in Zable over the 1986-87 seasons, when it faced the same scenario, as it made a playoff appearance in Williamsburg, then returned the next season for a regular season contest.

After W&M ran the table at Zable during the 2004 regular season, and won its first two playoff games at the friendly confines of Cary Field, the Dukes, with their memorable semifinal win, remain the last team to defeat the College in Zable. JMU's 24-17 win on 10/18/2003 was the last home loss for the Tribe, before the College ripped off nine-straight victories leading up to last season's semifinal.



A10 PREDICTED ORDER OF FINISH

NORTHERN	SOUTHERN
1. Massachusetts (12)	1. James Madison (16)
New Hampshire (14)	2. Delaware (6)
3. Hofstra (4)	3. William & Mary (6)
4. Maine	4. Villanova (2)
5. Northeastern	5. Richmond
6. Rhode Island	6. Towson

(first place votes)

LAST WEEK'S RESULTS

no game schedule

LAST WEEK'S A10 PLAYERS OF THE WEEK

OFFENSE:
DEFENSE:
SPECIAL TEAMS:
ROOKIE:

A10 IN THE NATIONAL POLLS - (PRESEASON)

Sports Network	ESPN/USA Today
1. James Madison	
7. New Hampshire	
9. William & Mary	
10. Delaware	
15. Massachusetts	
24. Hofstra	

TOP 10 CAREER A-10 COACHING VICTORIES

1. Bill Bowes (UNH, 1972-98)	97
2. "Tubby" Raymond (UD, 1966-01)	89
3. Andy Talley (VU, 1985-)	81
4. Jimmie Laycock (W&M, 1993-)	65
5. Jim Reid (UMass, 1986-91, UR, 95-03)	61
6. Jack Cosgrove (UM, 1993-)	43
7. Tom Jackson (UC, 1983-93)	42
8. Hal Westerman (UM, 1951-66)	41
Vic Fusia (UMass, 1961-70)	41
10. Bob Griffin (URI, 1976-92)	37

Acitve Coaches in Bold

ALL-TIME CONFERENCE STANDINGS

(Through 2004 season)

Team	Conf. Record	Pct.
Delaware	108-45-0	.706
William & Mary	65-33-0	.663
Massachusetts	201-118-4	.628
Villanova	81-58-0	.583
<i>Connecticut</i>	<i>158-115-10</i>	<i>.576</i>
James Madison	51-48-0	.515
New Hampshire	163-161-10	.503
Hofstra	16-19-0	.457
<i>Boston U.</i>	<i>143-177-7</i>	<i>.448</i>
Maine	146-182-7	.446
Northeastern	40-59-0	.404
Richmond	60-93-0	.392
Rhode Island	118-214-7	.358
<i>Vermont</i>	<i>27-63-2</i>	<i>.304</i>
Towson	0-8-0	.000

Former members in italics

THE LAST MEETING

William and Mary 48, Marshall 24

HUNTINGTON, WV (11/5/83) - Senior quarterback Dave Murphy completed 28 of 38 passes for 401 yards and four touchdowns as William and Mary outscored Marshall, 27-7, in the second half to pull away for a 48-24 victory in Huntington in the last meeting between the schools.

Mike Sutton, Murphy's primary target on the afternoon, had a huge game for the Tribe, hauling in 11 receptions for 226 yards and two touchdowns, while Dave Scanlon rushed for a pair of scores and caught another touchdown on a 9-yard strike from Murphy that opened up a four-point halftime lead to a 27-17 advantage in the third quarter.


A minute into the fourth, Murphy and Sutton connected on a 23-yard scoring pass, but Marshall's Larry Fourqurea rushed for his second touchdown of the game less than four minutes later to pull the Herd within 34-24. On the Tribe next series, however, Murphy found Jeff Sanders, who caught five passes for 55 yards, on a 6-yard TD pass to put it away with 8:51 remaining, and Bernie Marrazzo set the final margin with a 1-yard TD run with four minutes left on the clock.

All-American Mark Kelso led the W&M defense with a game-high nine tackles and added a pair of interceptions.

	1	2	3	4	Final
William & Mary	7	14	6	21	48
Marshall	10	7	0	7	24

Scoring Summary

Qtr	Team	Score	Time
1st	MU	Latulipe 50 FG	6:20
	W&M	Scanlon 1 run (Lucas kick)	4:15
	MU	Fourqurea 31 run (Latulipe kick)	:32
2nd	W&M	Scanlon 1 run (Lucas kick)	9:59
	MU	Swisher 38 pass from Fodor (Latulipe kick)	8:03
	W&M	Sutton 39 pass from Murphy (Lucas kick)	0:00
3rd	W&M	Scanlon 9 pass from Murphy (Kick failed)	7:52
4th	W&M	Sutton 23 pass from Murphy (Lucas kicked)	14:00
	MU	Fourqurea 1 run (Latulipe kick)	10:35
	W&M	Sanders 6 pass from Murphy (Lucas kick)	8:51
	W&M	Marrazzo 1 run (Lucas kick)	4:00



Dave Murphy threw for 401 yards and four TDs in W&M's win over Marshall in 1983.

MEDIA CENTER

WILLIAM AND MARY ON THE RADIO

Stretching over 150 miles across Virginia, the William and Mary radio network is the gateway to all of the Tribe's football action over the air. Veteran broadcast team Jay Colley (play-by-play) and Bob Sheeran (color) will once again relay the excitement of Tribe football over the airways on Saturdays. In addition to your local stations, all Tribe football and men's basketball games can be heard via the W&M athletics web site, www.TribeAthletics.com.

W&M Radio Network Affiliates

WMBG	740 AM	Williamsburg
WSRV	92.3 FM	Williamsburg
WBRG	1050 AM	Lynchburg
WTOX	1480 AM	Richmond

You can also catch head coach Jimmye Laycock each Tuesday morning from 7:40 a.m. to 8:00 a.m. on Mornings with Big Al on Richmond's WXGI ESPN 950 AM.

A-10 COACHES CONFERENCE CALL

Every Monday, the A-10 will conduct a teleconference from 10 a.m.-12:10 p.m. (eastern time) with each of its head football coaches. Each coach will have a ten-minute slot to discuss his team and answer questions from the media. Members of the media are strongly encouraged to participate. For the access number, call Pete Clawson (757) 221-3369. Below is the schedule:

10:00	Atlantic 10 Update
10:10	Dave Clawson, Richmond
10:20	Jimmye Laycock, W&M
10:30	Andy Talley, Villanova
10:40	Rocky Hager, Northeastern
10:50	Mickey Matthews, JMU
11:00	Jack Cosgrove, Maine
11:10	Don Brown, Massachusetts
11:20	Tim Stowers, Rhode Island
11:30	K.C. Keeler, Delaware
11:40	Sean McDonnell, UNH
11:50	Joe Gardi, Hofstra
12:00	Gordy Combs, Towson

W&M WEEKLY PRESS CONFERENCE

A press conference with head coach Jimmye Laycock will be held Tuesday's prior to a Saturday game at noon at the Hospitality House in Williamsburg. Interviews with players will follow the luncheon. Please confirm your attendance with Pete Clawson at least 24 hours in advance at (757) 221-3369 or pmclaw@wm.edu.

A-10 PRESS BOX PHONE NUMBERS

Delaware	302-831-6199/302-831-2186
Hofstra	516-463-5247
James Madison	540-568-6521
Maine	207-581-1049
Massachusetts	413-545-3550
New Hampshire	603-862-2585
Northeastern	617-566-5956
Rhode Island	401-874-4616
Richmond	804-355-6110
Towson	410-704-3102
Villanova	610-519-5290
William & Mary	757-221-3414

TEAM OFFENSIVE NOTES

The Tribe offense ...

- Scored 31, or more, points in 11 of the 14 games on the 2004 season and averaged 34.7 pts a game overall..
- Turned the ball over a NCAA 11-game regular season record low six times (five fumbles, one interception) in 2004. The only other turnover for the College during the regular season came on a muffed punt.
- Was held scoreless in just 11 of the 56 quarters it played all season. Overall, the team scored points of some kind in 80% of the quarters on the year (45 of 56).

Seeing Red: The Tribe's offense was nothing, if not persistent when it came to finishing drives. The College converted an amazing 49 of its 52 red zone opportunities into points (36 TDs, 13 FGs; .942) during the regular season.


The Tribe started the season with an incredible streak of 40-straight conversions (with Campbell at QB). The College was perfect in the red zone through the first eight games of 2004, until Villanova snuffed out a W&M fourth-and-goal attempt from the one-yard line (in the fourth quarter) of the season's ninth game. Before that stop, the Tribe's had run off points of some variety in 48-consecutive ventures inside the opposition's 20-yard line (36 TDs, 12 FGs), dating back to the 2003 season.

Holding Their Own: In the last 11 games against I-A opponents, W&M has posted some impressive offensive numbers, and last season was no different as the Tribe had ACC-rival North Carolina on its "heels" heading into the fourth quarter. W&M led UNC, 31-28, entering the final frame behind 2004 Payton Award-winning quarterback Lang Campbell, but the Tar Heels depth and running game proved to be the difference, as UNC rallied for a 49-38 victory. The College racked up 442 total yards at Chapel Hill, 322 off the arm of Campbell and 120 on the ground. In fact, the Tribe has averaged 301.6 yards per game against I-A opponents, including 216.1 yards a game through the air, and 19.8 points per outing. Here is look at some of W&M's top performances against I-A opponents in the last 11 games:

Rush. Yds	Opponent	Year
180	East Carolina	2001
158	W. Michigan	2003
158	Temple	1998

Pass. Yds	Opponent	Year
322	North Carolina	2004
318	Central Florida	1996
292	East Carolina	2001
284	N.C. State	1999

Total Off.	Opponent	Year
472	East Carolina	2001
442	North Carolina	2004
418	Central Florida	1996
402	Temple	1998



Sophomore Mike Potts is the only returning quarterback in 2005 with game experience.

Notable Firsts: One certainty of the 2005 season is that a Tribe QB will be making his first career start. The following are the statistics from select first starts of the past decade:

2003: Lang Campbell – Then a junior, Campbell makes his first career start at Division I-A Western Michigan and shows glimpses of a great career to come as he completes 18 of his 31 attempts for 191 yards and three TDs (with no INTs) and also rushes for 14 yards on eight attempts. The Broncos, however, handed the College a 56-24 defeat.

1999: David Corely, Jr. – As a redshirt freshman, Corely turned in one of the finest afternoons of any QB in Tribe history, as he accounted for 328 total yards (246 passing, 82 rushing) and five TDs (four passing) in leading the College to a sound 42-30 win at Northeastern. The win not only was the start of one of the most productive careers in school history, but also snapped a Tribe season opening three-game losing streak and spurred a strong 5-2 finish.

1996: Mike Cook – Going blow-for-blow with current NFL quarterback Daunte Culpepper at division I-A Central Florida, sophomore Mike Cook out-threw the eventual first-round draft pick by racking up 318 passing yards (on just 12 completions) to Culpepper's 307. Cook connected for three TD passes, all in a 24-point third-quarter explosion, and had no interceptions. But Culpepper's charges eventually won the day 39-33, as a UCF scored the decisive points with under two-minutes remaining.

Hard to Believe: William and Mary has played exactly 171 games since 1990. In that 14 season span, the Tribe has had just seven different QB's account for 166 of the total starts (and just nine total make any starts at all). Payton Award winning QB Lang Campbell made every start of the last two seasons (24 straight), while three-time all-conference signal caller David Corely, Jr., turned in a school-record 41 straight starts between the 1999 and 2002 seasons.

The following is a season-by-season look:

- 2003-2004 – Lang Campbell – 24 of 24
- 2000-2002 – Dave Corely, Jr. - 34 of 34
- 1999 – Daron Pope 3 (first three);
David Corely, Jr. final nine
- 1996-1998 – * Mike Cook – 27 of 34
- 1995 – Matt Byrne – 11 of 11
- 1992-1994 – # Shawn Knight – 31 of 34
- 1990-1991 – Chris Hakel – 24 of 24

* - Daron Pope started three games and Steve Fill started four in 1997, when Cook was injured in season's third game

- Matt Byrne started two games in 1994 and Matt Durkin one in 1993 for an injured Knight

While on the Subject: Longevity isn't the only measure of success for the Tribe's QBs, as since joining the Atlantic 10 Football conference in 1993, a William and Mary quarterback has earned some variety of all-conference honor in nine of the 12 seasons, including each the last seven-straight campaigns.

Going hand-in-hand with the post-season honors is the fact that in seven of the 12 seasons in league play, a Tribe QB has turned in the conference's top QB efficiency rating.

TEAM DEFENSIVE NOTES

What a Difference a Year Makes: Playing a critical role in the Tribe's success and run to the NCAA semifinals last year was the vast improvement of the defensive unit. As mentioned W&M had multiple all-conference performers on the defensive side of the ball, but you don't need to look any further than the final statistics to see the progress the unit made. Making the squad's exploits even more impressive is the fact W&M played 14 games in 2004, four more contests than the 2003 edition.

Last season, the Tribe surrendered 26.6 points per game, a full three-point improvement from 2003 (29.9). But perhaps the biggest upgrade came in stopping the run, as W&M



Elijah Brooks is the Tribe's top returning rusher from 2004 (159 att., 661 yards, 8 TD).

yielded an average of 162.1 rushing yards per game last season, down from 211.4 in 2003. Coincidentally, the Tribe's total offense allowed per game dipped to an average of 367.3 yards per game, as compared to 429.4 yards of total offense per game in 2003. The College allowed 23 rushing touchdowns in 2004, one less than 2003, but again figuring in four more games make it's a significant improvement. W&M's forced turnovers increased last year as well, as the Tribe caused 19 turnovers in 14 games, up from 16 in 2003.

Cashing In: On the topic of caused turnovers, certainly one thing the Tribe would like to carry over from 2004 was its ability to take advantage of forced miscues. Of the 19 turnovers it forced last season, W&M converted 14 of the takeaways into points, but more importantly 12 of the "cash-ins" went for touchdowns. In fact, the Tribe scored after a caused turnover in five consecutive games last season at one point, before the streak ended in the semifinal loss to James Madison.

Familiar Faces, Same Places: With nine defensive starters returning in the fall, it's a bit of an understatement to say there will be a few familiar names patrolling the defensive side of the field. In fact, looking inside the numbers once again, of the Tribe's 1,089 tackles in 2004, which includes offensive and special teams' tackles, only 102 tackles came from players who are not back in 2005, or roughly 9% of the squad's total stops in 2004. The most significant losses came on the defensive line, as Justin Kelly, Mike McCarthy and 2004 co-captain Wade Harrell were all lost to graduation. Of the 102 tackles by graduated seniors in 2004, McCarthy (38), Kelly (34) and Harrell (11) accounted for 83 of them.

Taking it a step further, W&M welcomes back 88% of its TFL production in 2005, as graduated players contributed 10 of the team's 83 TFL in 2004. Along the same lines, just 3.5 of the team's 30 total sacks were lost in the off-season, or just 11.7%. Harrell is the only non-returning player who recorded an interception in 2004, as the Smithfield, VA native extended his school record for INTs by a defensive lineman to four, with two of the Tribe's 12 picks last season.

INDIVIDUAL OFFENSIVE NOTES

Encore Performance: Sophomore Joe Nicholas used his long, athletic frame to turn in one of the most productive and impacting freshman seasons for a Tribe receiver in school history. His 66 receptions shattered the former school freshman mark by 22 catches and stands as seventh most amongst all players in school history.

Nicholas made the most of the postseason, as he totaled 24 receptions for 266 yards and three TDs over the three games. First, he established the College's rookie record for catches in a season by bringing in five receptions in the Tribe's first round playoff win over Hampton (for 53 yards). Nicholas significantly added to that total with an eye-popping 11 catches (94 yards, 2 TD) the following Saturday against Del-



Joe Nicholas set a W&M freshman single-season record with 66 receptions in 2004.

aware in the NCAA quarterfinals, then turned in another gem of a game vs. James Madison in the national semifinals by grabbing eight more receptions for a personal best 119 yards and another score. The 11 catches vs. Delaware is tied with six other players for sixth-most in a single game in W&M history, just two away from the school record of 13, most recently set by Rich Musinski in 2003 at Rhode Island (10/25).

Nicholas notched two of the Tribe's biggest catches of the season in the postseason contest against the Blue Hens, first making a spectacular over-the-shoulder catch with just 1:06 remaining in regulation to tie the game and send the contest to overtime. After UD scored a TD to start the first extra period, Nicholas came through with another game-tying TD catch, to send the game to the decisive second overtime frame.

The 6-3, 205-pound native of Sugarloaf, PA used his big frame and sticky hands to steadily emerge as one of the conference's most reliable possession receivers and should be even more dangerous in 2005.

Prior to this season, three players were tied for the school's freshman record of 44 receptions. Not coincidentally, all three went on to place in the top four in both the College's all-time receptions and receiving yardage listings. The following is a listing of the top four seasons by freshman receivers in school history, followed by how they ended on the career listing in receptions and yardage.

Player (Year)	Rec.	Yds	TDs	CR
Joe Nicholas ('04)	66	799	6	??
Rich Musinski ('00)	44	747	3	1/1
Dave Conklin ('96)	44	843	9	2/2
Chris Rosier ('97)	44	727	5	4/3

CR = Career Rank (Receptions/Yards)

What a Kick: Senior returning all-American placekicker Greg Kuehn enters the 2005 season as the reigning Atlantic 10 Special Team's Player of the Year and can lay a legitimate claim to being one of the most experienced and

**SPORTS NETWORK
2005 I-AA PRESEASON TOP 25**

Team (First Place Votes)	2004 Record	PR
1. James Madison (49)	13-2	1
2. Furman (21)	10-3	5
3. Montana (14)	12-3	2
4. Eastern Washington (11)	9-4	8
5. Southern Illinois (3)	10-2	9
6. Georgia Southern	9-3	10
7. New Hampshire	10-3	6
8. Western Kentucky	9-3	11
9. William and Mary (1)	11-3	3
10. Delaware	9-4	7
11. Northwestern State	8-4	17
12. Northern Iowa	7-4	25
13. Hampton	10-2	13
14. Lehigh	9-3	15
15. Massachusetts (1)	6-5	NR
16. Sam Houston State	11-3	4
17. Cal Poly	9-2	16
18. Montana State	6-5	NR
19. Harvard (1)	10-0	13
20. Jacksonville State	9-2	14
21. Wofford	8-3	18
22. North Dakota State	8-3	23
23. Texas State	5-6	NR
24. Hofstra	5-6	NR
25. Grambling State	6-5	NR

W&M IN THE RANKINGS IN 2004

Week	Sports Network	ESPN-USA Today
Pre.	--	RV
Sept. 6	RV	--
Sept. 13	RV	RV
Sept. 20	RV	RV
Sept. 27	RV	RV
Oct. 4	18	18
Oct. 11	16	16
Oct. 18	13	13
Oct. 25	16	15
Nov. 1	13	13
Nov. 8	10	10
Nov. 15	6	6
Nov. 22	6	6
Final	3	3

**SPORTS NETWORK
2004 I-AA FINAL TOP 25**

Team (First Place Votes)	2004 Record	PR
1. James Madison (67)	13-2	8
2. Montana	12-3	7
3. William and Mary	11-3	6
4. Sam Houston State	11-3	9
5. Furman	10-3	2
6. New Hampshire	10-3	5
7. Delaware	9-4	10
8. Eastern Washington	9-4	14
9. Southern Illinois	10-2	1
10. Georgia Southern	9-3	4
11. Western Kentucky	9-3	3
12. Hampton	10-2	11
13. Harvard	10-0	12
14. Jacksonville State	9-2	13
15. Lehigh	9-3	16
16. Cal Poly	9-2	17
17. Northwestern State	8-4	15
18. Wofford	8-3	18
19. Lafayette	8-4	25
20. Alabama State	10-2	19
21. Penn	8-2	21
22. South Carolina State	9-2	23
23. North Dakota State	8-3	24
24. Coastal Carolina	10-1	22
25. Northern Iowa	7-4	NR

game-tested kickers in the nation. Kuehn has started 46-straight games for the Tribe, and connected on 46 of his 67 career attempts (.687) and 123 of his 127 extra point attempts. Kuehn tied Robert Green's school record for points in a season, with 114 in 2004, and seems a virtual lock to break current NFL kicker Steve Christie's school career scoring mark (279), as he enters 2005 with 261 career points.

Finishing Strong: Senior tailback Elijah Brooks had an outstanding season in 2004 as the team's second-leading rusher, but even more impressive was the way the transfer from I-A Kent State came on during the playoffs when defenses were keying on Payton Award winning quarterback Lang Campbell and the Tribe's proficient passing attack.

In the opening round victory over Hampton, Brooks churned out a career and W&M season-high 120 yards on the ground over 17 carries. In fact, it was just one of two 100-yard rushing games for the Tribe all season. In the quarterfinal win over Delaware, Brooks piled up 82 yards on nine carries, including a career-long 56-yard run he ripped off in the first quarter to set up W&M's first score. And in the semifinals against JMU, Brooks grounded out 35 yards on just seven carries.

In total, Brooks amassed 237 rushing yards in the Tribe's three playoff games, nearly 36% of his entire rushing production on the year.

Double Down: The return senior tight end Adam Bratton and junior tight end Matt Trinkle, coupled with four returning starters on the interior offensive line, provides a significant amount of experience and talent to Tribe's offensive front in 2005. Even more promising is the collective receiving threat the pair serves in the passing game, as the duo combined for 32 catches for 386 yards and six touchdowns in 2004. Bratton hauled in 16 grabs for 215 yards and four touchdowns, while Trinkle added 16 receptions for 171 yards and a pair of scores. In fact, the pair gave W&M its best one-two punch at tight end since 1991, when Michael Locke and Joe Person combined for 53 receptions that went for 726 yards and eight touchdowns.

INDIVIDUAL DEFENSIVE NOTES

A Tall Order: Undoubtedly, the main focus of opposing offensive line coaches this season will be to slow down All-American defensive end Adam O'Connor. Standing at 6-8, he will at the very least be the first Tribe defender noticed when the huddle breaks.

In 2004, O'Connor gained Third Team All-America honors from the *Associated Press* after racking up eight sacks, the second-best total in the Atlantic 10. A preseason all-league pick, the Greensboro, N.C. native finished the 2004 campaign with 53 total tackles, 15.5 TFLs, which ranked fifth in the A10, nine quarterback hurries, two pass breakups, a forced fumble and a fumble recovery. His eight sacks are the most by a Tribe player since Luke Cullinane pulled down a school-record 12 quarterbacks in 1996.

O'Connor was also named the Atlantic 10 Defensive Player of the Week on Nov. 7, for



Senior Stephen Cason earned Second Team All-Atlantic 10 honors in 2004 after recording 74 total tackles, 7.5 TFL and 2.5 sacks.

his efforts in the Tribe's crucial 37-29 victory over Villanova. O'Connor wreaked havoc in the Wildcats' backfield all afternoon, as he recorded three sacks in the contest, which was just a half-sack short of a W&M single-game record. The single-game record for sacks stands at 3.5, set by Cullinane in 1996, coincidentally against Villanova. O'Connor had five total tackles, all solo, and added another quarterback hurry against the Wildcats.

End-to-end: Along with senior All-American Adam O'Connor, first-year defensive coordinator Matt McLeod has two other defensive ends with starting experience and proven play-making ability in his stable.

Slated to start opposite of the towering 6-8 O'Connor is junior Josh Wright. Wright earned a starting role in the second week of the season and never relinquished it, as he went on to lead all of the Tribe's defensive linemen with 56 total tackles, the seventh best overall mark for the unit. A fierce competitor who is as tough as they come, Wright recorded 8.5 TFLs in 2004, including two sacks and added six quarterback hurries and one forced fumble.

Joining the fray in pass-rushing situations will be senior Jonas Watson, who started the season-opener last year at North Carolina. With the quickness and speed of an outside linebacker, Watson registered 6.5 sacks in 2004, which stood as the seventh-best total in the A10. Watson totalled 9.5 TFLs on the campaign, the third-best tally on the team, recovered a fumble and added four quarterback hurries.

Return to Form: Joining O'Connor as a preseason All-Atlantic selection is senior cornerback Stephen Cason. After missing the entire 2003 season rehabbing a career-threatening neck injury, Cason rebounded to grab second team all-league accolades in 2004 on the strength of 74 total tackles, 7.5 TFLs and 2.5 sacks.

Cason turned in perhaps the biggest play of the season in the quarterfinal win over Dela-

ware on Dec. 4, intercepting UD quarterback Sonny Riccio on the first play of the fourth quarter and racing 62 yards for a touchdown. The score cut the Tribe's deficit to 31-17, and W&M went on to force overtime and ultimately prevail in two extra frames.

In arguably his best all-around performance of the season in the Tribe's 27-24 victory at fourth-ranked JMU on Nov. 13, Cason was third on the squad, and one of four W&M players in double-figure tackles, with 10 total stops, including six solos. He also made one of the key plays of the day, recovering a fumble that was caused by linebacker Chris Ndubueze, when JMU quarterback Justin Rascati attempted to stretch the ball across the first-down line. The recovery led to a three-yard TD run by Jon Smith three plays later, which gave the Tribe its first lead of the game at 24-17 with 5:40 remaining.

Second to None: Although the defensive backs will be under the eye of a new position coach in Scott Boone in 2005, the majority of secondary personnel returns this season, which could lead to multiple all-conference citations. In fact, including Cason, the Tribe returns five defensive backs with significant starting experience, including both senior safeties who each started all 14 games last season.

Leading the way is free safety **James Miller**, the cornerstone of the secondary, if not the entire defensive unit. Miller is coming off a breakout season which saw him post 114 total tackles, three interceptions and nine pass breakups, and he will be counted on for much of the same in 2005 as one of the squad's top play-making threats. His big-play ability was best on display in the win at Liberty, when he intercepted a pass and ripped off a wild 70-yard return, the longest by any Tribe defender in 2004.

Fellow senior **Jon Shaw** stepped into the starting strong safety spot last season and turned in an outstanding year, improving throughout the season. A competitive, physical player with a solid work ethic, Shaw stabilizes the secondary and, combined with Miller, gives the Tribe a formidable presence in the middle of the field. In his first full season as a starter, Shaw turned in 74 total tackles, including 45 solos, 3.5 TFLs, a sack and two interceptions.

At corner with Cason will be juniors **Alan Wheeling** and **Richard Riley**. Wheeling started six games in 2004 and is coming off a good spring performance. A technically sound player with a great understanding of the schemes, Wheeling relies on his tremendous instincts and form tackling to make plays. With possibly the best ball skills and ball awareness at the position (INT, 7 PBU's in 2004), Wheeling also has big-play potential.

Riley made 13 starts last season and will again be in the starting mix this fall. A long, physical defender, Riley finished last season with 50 total tackles, including 33 solo stops.



Senior free safety James Miller recorded 114 total tackles in 2004 and led the Tribe with three interceptions.



IN THE SPOTLIGHT: THAD WHEELER, SR., LB

Hometown: Beckley West Va.

Why W&M?: The appeal of athletics and academics

Who are your roommates?: Pat Mulloy and Josh Lustig

Who does all the cleaning in your apartment?: Pat Mulloy

Favorite TV Show: King of Queens

Favorite modern invention: Air conditioning

What song has been played the most your IPOD?: Willie Nelson singing Me and Bobby McGee

Favorite artist: Kenny Chesney

What is the last book you've read (for enjoyment)?: *Five People You Meet in Heaven* by Mitch Albom

Favorite movie this summer: Wedding Crashers (by far)

Favorite restaurant in Williamsburg: Paul's Deli

What is your post-game ritual?: Go to dinner with parents

What members of my family went to Marshall?: Dad, mom, grandfather, godmother and my aunt

What job would be the least likely you'd want to take?: One on wall street

Where do you see yourself working?: Football coach

Favorite professional athlete when you were a kid: Terry Pendleton

Favorite sport to watch, other than football?: Basketball

What is your next best sport to play other than football?: Baseball

Who is most likely to pull a practical joke on team?: Travis McLauren

Which teammates locker is the most orderly?: Ryan Nickell

Whose is the least orderly?: Mine

Choose one teammate that could play another sport, other than football, in college: Stephen Cason, basketball

Hardest class taken at William and Mary: Cellular Biochemical Effects of Exercise

Favorite class at William and Mary: Human Anatomy, the lab was very interesting

Favorite part of being a football player at W&M: Game days at Zable

What is the hardest part?: Time commitment

Is there anything you do as part of a ritual to prepare for games or practices?: I want the same person to tape me up every day ... The person who did the taping last year isn't here anymore, so this fall I held tryouts.

What is the one moment you remember from last season?: The last play of the Delaware playoff game, when the ball hit to the ground to end the game. I turned around and saw a wave of students and fans running at me, while I was gasping for air. I was exhausted after playing two overtimes.

Best dressed player: Jon Shaw or Leonard Muldrow

Which do you prefer to use, pen or pencil?: I like a good No. 2 pencil

Do you have a pre-test ritual?: I get up real early on the day of the test and study, then eat a big breakfast before going to take the exam.

Which teammate do you think will have the most interesting job, 10 years from today?: Pat Mulloy ... I think he'll be running sting operations for the FBI.

THE TRIBE IN 2004

Overall: 11-3
 At home: 7-1
 Away: 4-2
 On grass: 8-3
 On turf: 3-0

A-10 overall: 7-1
 A-10 home: 4-0
 A-10 road: 3-1

By Month:

September: 2-1
 October: 4-1
 November: 4-0
 December: 1-1

When scoring first 5-2
 When opponent scores first 6-1
 When scoring 20+ points 10-3
 When scoring less than 20 points 1-0
 When leading at half 5-1
 When trailing at half 5-2
 When tied at half 1-0
 When leading after 3 qtrs 7-1
 When trailing after 3 qtrs 2-2
 When tied after 3 qtrs 2-0
 When out-passing opponent 10-3
 When out-rushing opponent 7-0
 When out-gaining opp. (total off.) 9-1
 When out-gained by opp 2-2
 With 35+ passing attempts 4-2
 With less than 35 passing attempts 7-1
 With 30+ rushing attempts 10-2
 With less than 30 rush attempts 1-1
 When leading TOP 7-1
 When trailing TOP 4-2
 With an individual 100-yd rusher 2-0
 With an individual 200-yd passer 8-3
 With an individual 100-yd receiver 5-3
 With opponent 100-yd rusher 4-2
 With opponent 200-yd passer 5-2
 With opponent 100-yd receiver 3-1
 When leading turnover ratio 6-1
 When trailing turnover ratio 2-2



Senior LB Thad Wheeler ranked sixth on the squad in 2004 with 70 total tackles. He registered a career-high 16 stops in the Homecoming win over Rhode Island.

2005 WILLIAM AND MARY ALPHABETICAL ROSTER

No.	Name	Cl.	Pos.	Ht.	Wt.	High School	Hometown
41	Alexander, Sheldon	Fr.	WR	6-1	200	Woodberry Forest	Gordonsville, VA
36	Allen, Kevin	RF	DB	6-2	195	Highland Springs	Richmond, VA
16	Archer, R.J.	Fr.	QB	6-2	198	Albemarle	Earlsville, VA
86	Atchison, Andrew	So.	TE	6-7	235	Albemarle	Charlottesville, VA
64	Bowles, Jason	So.	DL	6-1	228	Phoebus	Hampton, VA
	Boykin, Obie	RF	QB	6-3	190	Surry County	Williamsburg, VA
40	Bratton, Adam	Sr.	TE	6-4	250	Montoursville	Montoursville, PA
9	Brooks, Elijah	Jr.	RB	5-9	210	DeMatha	Largo, MD
6	Burrow, Brandon	So.	DB	5-11	180	Colonial Heights	Colonial Heights, VA
49	Bynum, Raphael	Fr.	FB/LB	5-9	230	North Stafford	Stafford, VA
22	Cason, Stephen	Sr.	DB	6-0	210	James River	Richmond, VA
67	Cochran, Brent	So.	OL	6-5	300	South Lakes	Reston, VA
32	Coley, Delmus	Jr.	RB	5-8	195	Floyd Kellam	Virginia Beach, VA
37	Cox, Derek	RF	DB	6-1	185	J.H. Rose	Winterville, NC
41	Cramer, Alex	So.	DB	5-11	180	Frank W. Cox	Virginia Beach, VA
15	Davis, Corey	Jr.	P/WR	6-1	195	Deep Creek	Chesapeake, VA
88	Dixon, Darren	RF	WR	6-2	182	Langley	Great Falls, VA
81	Ely, Mark	So.	TE	6-3	210	Unionville	Kennett Square, PA
45	Falbo, Graham	So.	FB	6-0	250	Westfield	Centreville, VA
	Ferebee, Melvin	Fr.	DL	6-1	240	Hampton Roads Academy	Hampton, VA
73	Ferrante, John	Fr.	OL	6-6	305	Urbana	Frederick, MD
79	Grant, Michael	RF	OL	6-5	305	Notre Dame	Wrightstown, NJ
75	Grenz, Michael	Sr.	OL	6-3	285	Wayne Hills	Wayne, NJ
95	Griffin, Jr., Jerome	Sr.	DL	6-1	240	Crestwood	Sumter, SC
76	Haley, Michael	RF	OL	6-1	265	Great Bridge	Chesapeake, VA
43	Herbert, Cortenous	Fr.	DL	6-3	260	Northwest	Germantown, MD
53	Hiteshew, Luke	RF	OL	6-1	287	Mount St. Joseph	Baltimore, MD
28	Holmes, DeBrian	RF	RB	5-9	180	Woodside	Fort Eustis, VA
48	Horvath, Ryan	So.	LB	6-1	220	Midlothian	Midlothian, VA
80	Houff, David	RF	WR	6-1	187	Blacksburg	Blacksburg, VA
78	Ilardo, Chris	Fr.	OL	6-3	280	St. Paul's School	Baltimore, MD
17	Jackson, Paris	So.	WR	6-2	200	Westfield	Centreville, VA
42	Johnson, Fred	Fr.	DB	6-1	190	St. Christopher's	Richmond, VA
92	Jones, Ryan	So.	DL	6-3	252	Blacksburg	Blacksburg, VA
51	Kelley, Tim	So.	OL	6-2	290	Watkins Memorial	Pataskala, OH
25	Kuehn, Greg	Sr.	PK	6-3	215	Potomac Falls	Potomac Falls, VA
7	Lanning, Brian	Fr.	WR	6-0	180	Frederick	Frederick, MD
99	Larkins, Josh	RF	DL	6-2	300	Toms River North	Toms River, NJ
38	Letcavage, Andrew	Fr.	LB	6-1	205	Mt. Carmel Area	Kulpmont, PA
72	Lissemore, Sean	Fr.	DL	6-4	245	Dumont	Dumont, NJ
63	Lumm, Ryan	Sr.	OL	6-3	280	Santa Margarita	Mission Viejo, CA
33	Lustig, Josh	Sr.	WR	5-9	175	Cathedral Prep	Erie, PA
2	Mack, Elliott	RF	WR	6-0	188	Delbarton	Irvington, NJ
66	Maddux, Mark	RF	DL	6-2	260	Benedictine	Midlothian, VA
3	Marianacci, Joe	RF	WR	6-0	186	Wyoming Area	West Pittston, PA
47	McAulay, D.J.	Fr.	WR	5-11	170	Westminster School	New Haven, CT
62	McCutcheon, Thomas	Fr.	OL	6-5	330	Deep Creek	Chesapeake, VA
52	McLaurin, Travis	Sr.	LB	5-11	240	Thomas McKean	Wilmington, DE
23	McLaurin, Trevor	Jr.	RB	5-11	230	Thomas McKean	Wilmington, DE
	McMurrer, Peter	Fr.	LB	5-11	220	Centreville	Clifton, VA
21	Miller, James	Sr.	DB	6-1	200	Lake Taylor	Norfolk, VA
87	Mitchell, Trey	RF	PK	5-10	165	Radford	Radford, VA
19	Molenaar, Brett	Fr.	QB	6-4	208	Coast Union	Cambria, CA
61	Moore, Christopher	Fr.	OL	6-1	260	Amherst County	Madison Heights, VA
68	Morris, Cody	Jr.	OL	6-4	285	Hazelton Area	Jeansville, PA
4	Muldrow, Leonard	Jr.	DB	5-9	180	Ocean Lakes	Virginia Beach, VA

No.	Name	Cl.	Pos.	Ht.	Wt.	High School	Hometown
59	Mulloy, Patrick	Sr.	OL	6-4	315	Salesianum	West Chester, PA
82	Muro, Evan	RF	TE	6-6	246	Warwick	Newport News, VA
56	Muse, C.J.	Fr.	OL	6-4	310	Lexington	Lexington, SC
54	Ndubueze, Chris	Sr.	LB	6-1	220	DeMatha	Lanham, MD
57	Neely, Brian	Jr.	DL	6-4	298	Lee Davis	Mechanicsville, VA
27	Nicholas, Joe	So.	WR	6-3	211	Hazleton Area	Sugarloaf, PA
55	Nickell, Ryan	Jr.	LB	6-2	210	Tabb	Yorktown, VA
30	Nickerson, Matt	Fr.	RB	5-9	176	Woodson	Fairfax Station, VA
90	O'Brien, Eric	RF	DL	6-1	268	Delone Catholic	Abbottstown, PA
97	O'Connor, Adam	Sr.	DL	6-8	275	Ragsdale	Greensboro, NC
39	O'Neill, T.J.	So.	LB	6-1	238	Tabor Academy	Duxbury, MA
72	Oliver, Justin	So.	OL	6-4	295	Gettysburg	Fairfield, PA
46	Otey, Matt	So.	FB	5-11	230	Hershey	Hershey, PA
13	Page, David	So.	DB	5-9	180	Cardinal Mooney	Sarasota, FL
26	Parrott, LeVince	Jr.	FB	5-10	225	Lafayette	Williamsburg, VA
84	Pate, Brian	Fr.	K/P	5-10	160	Massaponax	Fredericksburg, VA
58	Pendleton, Larry	Sr.	DL	6-3	285	Booker T. Washington	Norfolk, VA
84	Phillips, Brett	RF	WR	6-2	185	Seattle Prep	Seattle, WA
18	Phillips, Jacob	RF	QB	6-3	208	Bath County	Warm Springs, VA
48	Pigram, Michael	Fr.	RB/LB	5-10	218	Hopewell	Hopewell, VA
10	Potts, Michael	So.	QB	6-4	224	Middletown	Middletown, DE
91	Pritchard, Blair	Jr.	K/P	5-11	230	Atlee	Mechanicsville, VA
74	Pugh, Brandon	So.	DL	6-2	261	Indian River	Chesapeake, VA
96	Pulley, Daniel	Fr.	DL	6-3	262	Atlantic Shores Christian	Chesapeake, VA
50	Reyher, Todd	RF	LB	6-0	214	Lafayette	Williamsburg, VA
65	Ridjaneck, Matt	Sr.	OL	6-4	275	Center	Monaca, PA
24	Riley, Richard	Jr.	DB	6-2	185	Gaithersburg	Gaithersburg, MD
	Robertson, Eric	Fr.	WR	6-2	180	Albemarle	Barboursville, VA
44	Rutter, Josh	RF	LB	6-3	228	Francis Scott Key	Union Bridge, MD
70	Shafran, Jonathan	RF	OL	6-3	255	Langley	Great Falls, VA
35	Shaw, Jonathan	Sr.	DB	6-0	198	Lake Brantley	Altamonte Springs, FL
	Shepherd, Marcus	So.	LB	5-11	200	Parkdale	Landover, MD
60	Skibinski, Ryan	RF	OL	6-1	265	Jefferson Forest	Lynchburg, VA
31	Slye, Cedric	Jr.	DB	5-10	183	St. John's	Washington, D.C.
71	Stewart, Brad	So.	OL	6-3	300	Bethel Park	Bethel Park, PA
29	Stout, Zachary	Jr.	DB	6-0	190	Lee Davis	Mechanicsville, VA
14	Taylor, Christian	Jr.	QB	6-5	205	Grafton	Yorktown, VA
11	Taylor, John	Jr.	WR	6-3	210	St. Albans	Washington, D.C.
89	Tomon, Cody	RF	WR	6-0	185	St. Ignatius	Brecksville, OH
66	Tracy, Adrian	Fr.	LB	6-4	230	Potomac Falls	Sterling, VA
85	Trinkle, Matt	Jr.	TE	6-5	260	Allentown C. Catholic	Whitehall, PA
83	Troester, Jordan	Jr.	TE	6-2	240	New Kent	Providence Forge, VA
69	Turner, William	So.	LB	6-1	240	Franklin County	Wirtz, VA
98	Varno, Rob	Fr.	DE	6-5	210	Hoggard	Wilmington, NC
5	Viola, Tony	So.	RB	6-1	217	Stonewall Jackson	Broadway, VA
93	Watson, Jonas	Sr.	DL	6-2	228	Bethel	Hampton, VA
34	Wheeler, Thad	Sr.	LB	6-1	216	Sequoyah	Canton, GA
8	Wheeling, Alan	Jr.	DB	5-9	180	Pulaski County	Dublin, VA
77	Williamson, Brian	Jr.	DL	6-3	281	Whiteville	Nakina, NC
94	Wright, Josh	Jr.	DL	6-3	246	Amherst County	Madison Heights, VA

2005 WILLIAM AND MARY NUMERICAL ROSTER

No.	Name	Pos.	No.	Name	Pos.	No.	Name	Pos.
2	Mack, Elliott	WR	35	Shaw, Jonathan	DB	68	Morris, Cody	OL
3	Marianacci, Joe	WR	36	Allen, Kevin	DB	69	Turner, William	LB
5	Viola, Tony	RB	37	Cox, Derek	DB	70	Shafran, Jonathan	OL
6	Burrow, Brandon	DB	38	Letcavage, Andrew	LB	71	Stewart, Brad	OL
4	Muldrow, Leonard	DB	39	O'Neill, T.J.	LB	72	Lissemore, Sean	OL
7	Lanning, Brian	WR	40	Bratton, Adam	TE	73	Ferrante, John	OL
8	Wheeling, Alan	DB	41	Alexander, Sheldon	WR	74	Pugh, Brandon	DL
9	Brooks, Elijah	RB	42	Johnson, Fred	DB	75	Grenz, Michael	OL
10	Potts, Michael	QB	43	Herbert, Cortenous	DL	76	Haley, Michael	OL
11	Taylor, John	WR	44	Rutter, Josh	LB	77	Williamson, Brian	DL
13	Page, David	DB	45	Falbo, Graham	FB	78	Ilardo, Chris	OL
14	Taylor, Christian	QB	46	Otey, Matt	RB	79	Grant, Michael	OL
15	Davis, Corey	P/WR	47	McAulay, D.J.	WR	80	Houff, David	WR
16	Archer, R.J.	QB	48	Pigram, Michael	RB/LB	81	Ely, Mark	WR
17	Jackson, Paris	WR	49	Bynum, Raphael	LB	82	Muro, Evan	TE
18	Phillips, Jacob	QB	50	Reyher, Todd	LB	83	Troester, Jordan	TE
19	Molenaar, Brett	QB	51	Kelley, Tim	OL	84	Pate, Brian	PK/P
21	Miller, James	DB	52	McLaurin, Travis	LB	85	Trinkle, Matt	TE
22	Cason, Stephen	DB	53	Hiteshew, Luke	OL	86	Atchison, Andrew	TE
23	McLaurin, Trevor	RB	54	Ndubueze, Chris	LB	87	Mitchell, Trey	PK
24	Riley, Richard	DB	55	Nickell, Ryan	LB	88	Dixon, Darren	WR
25	Kuehn, Greg	PK	57	Neely, Brian	OL	89	Tomon, Cody	WR
26	Parrott, LeVince	FB	58	Pendleton, Larry	DL	90	O'Brien, Eric	DL
27	Nicholas, Joe	WR	59	Mulloy, Patrick	OL	91	Pritchard, Blair	P/K
28	Holmes, DeBrian	RB	60	Skibinski, Ryan	OL	92	Jones, Ryan	DL
29	Stout, Zachary	DB	61	Moore, Christopher	OL	93	Watson, Jonas	DL
30	Nickerson, Matt	RB	62	McCutcheon, Thomas	OL	94	Wright, Josh	DL
31	Slye, Cedric	DB	63	Lumm, Ryan	OL	95	Griffin, Jerome	DL
32	Coley, Delmus	RB	64	Bowles, Jason	DL	96	Pulley, Daniel	DL
33	Lustig, Josh	WR	65	Ridjaneck, Matt	OL	97	O'Connor, Adam	DL
34	Wheeler, Thad	LB	66	Tracy, Adrian	OL	98	Varno, Rob	DE
			67	Cochran, Brent	OL	99	Larkins, Josh	DL

2004 GAME-BY-GAME STARTERS

	UNC	UNH	VMI	Northeastern	Liberty	URI	Delaware	Towson	Villanova	JMU	Richmond
QB	Campbell	Campbell	Campbell	Campbell	Campbell	Campbell	Campbell	Campbell	Campbell	Campbell	Campbell
TB	Smith	Smith	Smith	Smith	Smith	Smith	Smith	Smith	Smith	Smith	Smith
FB	Trinkle*	Nicholas^	Nicholas^	Nicholas^	Nicholas^	Bratton*	Pitts^	Pitts^	Pitts^	Pitts^	Pitts^
WR	Lustig	Lustig	Pitts	Pitts	Pitts	Nicholas	Nicholas	Nicholas	Nicholas	Nicholas	Nicholas
WR	Thompson	Thompson	Thompson	Thompson	Thompson	Thompson	Thompson	Thompson	Thompson	Thompson	Thompson
TE	Bratton	Bratton	Bratton	Bratton	Trinkle	Trinkle	Trinkle	Trinkle	Bratton	Bratton	Bratton
LT	Witham	Witham	Witham	Witham	Witham	Witham	Witham	Witham	Witham	Witham	Witham
LG	Lumm	Lumm	Lumm	Lumm	Lumm	Lumm	Lumm	Lumm	Lumm	Lumm	Lumm
C	Mulloy	Mulloy	Mulloy	Mulloy	Mulloy	Mulloy	Mulloy	Mulloy	Mulloy	Mulloy	Mulloy
RG	Morris	Morris	Morris	Morris	Morris	Morris	Morris	Morris	Morris	Morris	Morris
RT	Grenz	Grenz	Grenz	Grenz	Grenz	Grenz	Grenz	Grenz	Grenz	Grenz	Grenz
DE	Watson	Wright	Wright	Wright	Wright	Wright	Wright	Wright	Wright	Wright	Wright
DE	O'Connor	O'Connor	O'Connor	O'Connor	O'Connor	O'Connor	O'Connor	O'Connor	O'Connor	O'Connor	O'Connor
DT	McCarthy	McCarthy	McCarthy	McCarthy	McCarthy	McCarthy	McCarthy	McCarthy	McCarthy	McCarthy	McCarthy
DT	Kelly	Pendleton	Pendleton	Pendleton	Kelly	Kelly	Pendleton	Kelly	Kelly	Kelly	Kelly
LB	Ndubueze	Ndubueze	Ndubueze	Ndubueze	Ndubueze	Ndubueze	Ndubueze	Ndubueze	Ndubueze	Ndubueze	Ndubueze
LB	McLaurin	McLaurin	McLaurin	McLaurin	McLaurin	McLaurin	Wheeler	Wheeler	Wheeler	McLaurin	Wheeler
LB	Nickell	Nickell	Nickell	Nickell	Nickell	Nickell	Nickell	Nickell	Nickell	Nickell	Nickell
S	Shaw	Shaw	Shaw	Shaw	Shaw	Shaw	Shaw	Shaw	Shaw	Shaw	Shaw
S	Miller	Miller	Miller	Miller	Miller	Miller	Miller	Miller	Miller	Miller	Miller
CB	Wheeling	Wheeling	Wheeling	Wheeling	Wheeling	Wheeling	Cason	Cason	Cason	Cason	Cason
CB	Riley	Riley	Riley	Riley	Cason	Riley	Riley	Riley	Riley	Riley	Riley
	Hampton	Delaware	JMU								
QB	Campbell	Campbell	Campbell								
TB	Smith	Smith	Smith								
FB	Pitts^	Pitts^	Pitts^								
WR	Nicholas	Nicholas	Nicholas								
WR	Thompson	Thompson	Thompson								
TE	Bratton	Bratton	Bratton								
LT	Witham	Witham	Witham								
LG	Lumm	Lumm	Lumm								
C	Mulloy	Mulloy	Mulloy								
RG	Morris	Morris	Morris								
RT	Grenz	Grenz	Grenz								
DE	Wright	Wright	Wright								
DE	O'Connor	O'Connor	O'Connor								
DT	Kelly	Kelly	Kelly								
DT	McCarthy	McCarthy	McCarthy								
LB	Ndubueze	Ndubueze	Ndubueze								
LB	Wheeler	Wheeler	Wheeler								
LB	Nickell	Nickell	Nickell								
SS	Shaw	Shaw	Shaw								
FS	Miller	Miller	Miller								
CB	Cason	Cason	Cason								
CB	Riley	Riley	Riley								

*Started with two tight ends and no FB. ^Started with 3 receivers and no FB.

THE LAST TIME IT HAPPENED IN TRIBE FOOTBALL

TEAM

Shut out an opponent34-0, at VMI, 9/8/01
 Was shut out.....0-14, at Delaware, 11/1/97
 Consecutive shutouts at NU (32-0), at UNH (39-0), 1995
 Scored 90+ points 95-0, vs. Bridgewater, 1931
 Scored 80-89 points 81-0, vs. Bridgewater, 1930
 Scored 70-79 points 77-0, vs. Bridgewater, 1932
 Scored 60-69 points62-31, vs. VMI, 9/14/02
 Scored 50-59 points 59-21, vs. Richmond, 11/22/03
 Consecutive 50+ gamesat NU (53), vs. VU (51), 1993
Consecutive 40+ gamesvs. Hampton (42), vs. UD (44), 2004
 Passed for 400+ yards 426, vs. NU, 10/28/00
Passed for 300-399 yards 315, vs. JMU, 12/10/04
Passed for 200-299 yards294, vs. Hampton, 11/27/04
 Rushed for 400+ yards.....433, vs. Villanova, 10/23/99
 Rushed for 300-399 yards..... 353, at VMI, 10/23/99
Rushed for 200-299 yards298, vs. Hampton, 11/27/04
Rushed/Passed for 200+ yardsvs. Hampton, 11/27/04
 (298 rush, 294 pass)
 Had 600+ yds of total offense609, vs. VMI, 9/14/02
Had 500-599 yds of total offense 500, vs. UD, 12/4/04
 Had two players rush for 100 yards vs. URI, 10/7/95
Had two players with 100+ rec. yds..... vs. NU, 10/2/04
Held opp. under 50 rush yards.....49, vs. VMI, 9/25/04
 Held opp. under 50 pass yards.....44, vs. URI, 11/9/02
 Held opp. under 100 yards total off..... 82, at Bucknell, 9/21/96
 Allowed 600+ yards of total off.....638, at WMU, 9/6/03
Allowed 500-599 yards total off575, at UNC, 9/4/04
 Was held under 50 rush yards..... 30, at UD, 10/23/04
 Was held under 50 pass yards.....30, vs. Boston, 9/19/92
 Was held under 100 yards total offenseNone post 1981
Blocked a puntvs. URI, 10/16/04
Blocked a field goalvs. UR, 40-yard att., 11/20/04
 Returned a blocked punt for TD..... at URI, 12 yds, 9/7/96
Had a punt blockedat Delaware, 10/23/04
 Had a blocked punt returned for TDvs. Villanova, 11/11/00
 Returned a punt for TD.....at Richmond, 69 yds, 11/22/03
Returned a kickoff for TD vs. Hampton, 92 yds, 11/27/04
Returned an INT for TD.....vs. UD, 62 yds, 12/4/04
 Returned a fumble for TDat URI, 0 yds, 10/25/03
 Had a punt returned for TD.....vs. JMU, 70 yds, 10/18/03
Had a kickoff returned for TD vs. HU, 93 yds, 11/27/04
Had an int. returned for TD..... vs. JMU, 69 yds, 12/10/04
 Had a fumble returned for TD.....vs. JMU, 46 yds, 10/11/97
Recorded a safety vs. Villanova, 11/6/04
 Surrendered a safetyat Northeastern, 9/20/03
Scored a defensive TD vs. Delaware, 12/4/04
Scored a special teams TD.....vs. Hampton, 11/27/04
 Scored defensive and special teams TD at UR, 11/21/03
Won in overtime (2 OTs) 44-38 vs. Delaware, 12/4/04
 Lost in overtime 31-34, at JMU, 11/16/02

Bold happened last season.
Bold italic happened last game.

INDIVIDUAL

Passed for 400+ yds.....426, D. Corley vs. NU, 10/28/00
Passed for 300-399 yds.....315, L. Campbell, vs. JMU, 12/10/04
Passed for 200-299 yds 294, L. Campbell, vs. HU, 11/27/04
 Passed for 6 TDsS. Knight, vs. Maine, 11/6/93
 Passed for 5 TDsNone
 Passed for 4 TDs L. Campbell, vs. Richmond, 11/20/04
Passed for 3 TDs..... L. Campbell, vs. JMU, 12/10/04
Passed for 2 TDs L. Campbell, at JMU, 11/13/04
Completed 30+ att.....30, L. Campbell, vs. JMU, 12/10/04
Completed 20-29 att.....23, L. Campbell, vs. HU, 11/27/04
 QB pass/rush for 100 yds D. Corley, at VU, 11/11/00
 (247 pass, 107 rush)
QB had 2 pass / 2 rush TDs L. Campbell, at UNC, 9/4/04
 (2 pass, 2 rush)
QB had pass and rush TDs L. Campbell, vs. JMU, 12/10/04
 (3 pass, 1 rush)
 Rushed for 200+ yds.....201, A. Porch, at UConn, 10/18/97
 Rushed for 150-199 yds..... 198, J. Smith, at UNH, 10/19/02
Rushed for 100-149 yds 120, E. Brooks vs. HU, 11/27/04
 Two players rush for 100 yards vs. URI, 10/7/95
 (Troy Keen (158) and Derek Fitzgerald (140))
Two players with 100+ receiving yds vs. NU, 10/2/04
Dominique Thompson (157) and Joe Nicholas (111)
 Had 30+ carries32, J. Smith, at UNH, 10/19/02
Had 20-29 carries.....23, J. Smith, at UNH, 9/18/04
 Rushed for 4 TDs Blocker-Bodley, vs. VMI, 10/2/93
Rushed for 3 TDs J. Smith, vs. Villanova, 11/6/04
Rushed for 2 TDs J. Smith, vs. Delaware, 12/4/04
Had 200+ yds rec..... 244, D. Thompson, at UD, 10/23/04
Had 150-199 yds rec 185, D. Thompson, vs. UD, 12/4/04
Had 100-149 yds rec 119, J. Nicholas, vs JMU, 12/10/04
Had 10+ receptions 11, J. Nicholas, vs. UD, 12/4/04
Had 4 TD receptions D. Thompson, at UD, 10/23/04
 Had 3 TD receptionsR. Musinski, at Delaware, 10/4/03
Had 2 TD receptionsJ. Nicholas, vs. UD, 12/4/04
Ret. a KO for TD D. Thompson, 92 yds, vs HU, 11/27/04
 Ret. a punt for TDM. Bobo, 69 yds, at UR, 11/21/03
 Ret. a blocked punt for TDS. McDermott, at URI, 9/7/96
Blocked a FG.....B. Williamson, 39 att., vs. VU, 11/6/04
Blocked a puntCra. Patterson, vs. URI, 10/16/04
 Ret. a fumble for TDA. O'Connor, 0 yds, at URI, 10/25/03
Ret. an INT for TD S. Cason, 62 yds, vs. UD, 12/4/04
 Made 4 FGsB. Sterba, vs. NU, 10/28/01
Made 3 FGs G. Kuehn, at Liberty, 10/9/04
 Kicked a 50+ FG 51, G. Kuehn, vs. UD, 9/28/02
Kicked a 40-49 FG 42, G. Kuehn, vs. JMU, 12/10/04
2-point run L. Campbell, vs. JMU, 12/10/04
2-point reception.....J. Nicholas, vs. NU, 10/2/04

Bold happened last season.
Bold italic happened last game.

WILLIAM AND MARY SINGLE-GAME HIGHS

INDIVIDUAL GAME HIGHS

Pass Attempts:53, L. Campbell vs. UD, Dec. 4
Pass Completions: 30, twice, last - L. Campbell vs. JMU, Dec. 10
 Passing Yards: 378, L. Campbell vs. Northeastern, Oct. 2
 Passing TDs:4, L. Campbell at UD, Oct. 23; vs. UR, Nov. 20
 Rushing Attempts: 23, J. Smith at UNH, Sept. 18
 Rushing Yards: 120, E. Brooks vs. HU, Nov. 27
 Rushing TDs:3, J. Smith vs. Villanova, Nov. 6
 Receptions: 11, J. Nicholas vs. UD, Dec. 4
 Receiving Yards: 244, D. Thompson at Delaware, Oct. 23
 Receiving TDs: 4, D. Thompson at Delaware, Oct. 23
 Total Offensive Yards:400, L. Campbell at Liberty, Oct. 9
 All-Purpose Yards: 296, D. Thompson at Delaware, Oct. 23
 Total Points:24, D. Thompson at Delaware, Oct. 23
 Points Kicking: 13, G. Kuehn vs. LU, Oct. 9
 Points Rushing: 18, J. Smith vs. Villanova, Nov. 6
 Points Receiving:24, D. Thompson at Delaware, Oct. 23
 Field Goals Made: 3, three times, last - G. Kuehn at LU, Oct. 9
 Field Goals Attempted:4, G. Kuehn vs. NU, Oct. 2
 PATs Attempted:6, three times, last - G. Kuehn vs. UD, Dec. 4
 PATs Made:6, G. Kuehn vs. VMI, Sept. 25; vs. HU, Nov. 27
 Punts:7, M. Mesi at UNH, Sept. 18; at UD, Oct. 23
 Punting Yards: 264, M. Mesi vs. VMI, Sept. 25
 Punting Average:44.5, M. Mesi vs. Rhode Island, Oct. 16
 Punt Returns:6, J. Shaw vs. VMI, Sept. 25
 Punt Return Yards: 54, J. Shaw vs. UR, Nov. 20
 Kickoff Returns: 6, J. Lustig at UNC, Sept. 4
 Kickoff Return Yards: 135, J. Lustig at UNC, Sept. 4
 Kickoff Return Avg: 92.0, D. Thompson vs. HU, Nov. 27
 Interceptions: 2, R. Nickell vs. VMI, Sept. 25
 Interception Yards:70, J. Miller at Liberty, Oct. 9
 Tackles: .. 16, C. Ndubueze at UNH, Sept. 18 & T. Wheeler vs. URI, Oct. 16
 Solo Tackles: 10, C. Ndubueze at UNH, Sept. 18
 Tackles for loss: 3.0, A. O'Connor vs. VU, Nov. 6
 Sacks: 3.0, A. O'Connor vs. VU, Nov. 6
 Pass Breakups: 3, S. Cason/A. Wheeling at Liberty, Oct. 9

Bold - Happened Last Game

TEAM GAME HIGHS

Pass Attempts: 53, vs. UD, Dec. 4
Pass Completions:30, vs. UD, Dec. 4, vs. JMU, Dec. 10
 Passing Yards: 378, vs. NU, Oct. 2
 Passing TDs: 4, at UD, Oct. 23; vs. UR, Nov. 20
 Yards Per Pass: 12.3, at Liberty, Oct. 9
 Rushing Attempts:48, at UNH, Sept. 18
 Rushing Yards: 298, vs. Hampton, Nov. 27
 Rushing TDs: 4, at Liberty, Oct. 9; vs. Villanova, Nov. 6
 Yards Per Rush:7.3, vs. Hampton, Nov. 27
 Total Yards: 592, vs. Hampton, Nov. 27
 Points Scored: 44, vs. UD, Dec. 4
 TDs Scored:6, three times, last - vs. UD, Dec. 4
 Total Plays: 85, vs. UD, Dec. 4
 Field Goals Made:3, three times, last- at Liberty, Oct. 9
 Field Goals Attempted: 4, vs. NU, Oct. 2
 PATs Attempted: 6, three times, last - VS. UD, Dec. 4
 PATs Made: 6, vs. VMI, Sept. 25; vs. HU, Nov. 27
 Punts: 7, at UNC, Sept. 4; at UNH, Sept. 18; at UD, Oct. 23
 Punting Yards: 264, vs. VMI, Sept. 25
 Punting Average:44.5, vs. URI, Oct. 16
 Punt Returns: 6, vs. VMI, Sept. 25
 Punt Return Yards: 54, vs. UR, Nov. 20
Kickoff Returns: 8, vs. JMU, Dec. 10
 Kickoff Return Yards: 156, vs. HU, Nov. 27
 Kickoff Return Average: 31.2, vs. HU, Nov. 27
 Interceptions: 3, vs. VMI, Sept. 25
 Interception Yards:70, at Liberty, Oct. 9
 Forced Fumbles: 3, at UNC, Sept. 4
 Fumble Return Yards:33, at UNC, Sept. 4
 Forced Turnovers:4, at UNC, Sept. 4; vs. VMI, Sept. 25
Turnovers: 5, vs. JMU, Dec. 10
 Sacks: 7, at Liberty, Oct. 9
 First Downs: 30, at TU, Oct. 30; vs. HU, Nov. 27
Third Down Conv. %:667 (8-12), vs. JMU, Dec. 10
 Fourth Down Conversion %: 1.000 (2-for-2), at UNH, Sept. 18
 Penalties: 10, at Liberty, Oct. 9
 Penalty Yards:90, at Liberty, Oct. 9
 Possession Time: 35:59, at Towson, Oct. 30

Bold - Happened Last Game

2004 TRIBE STATISTICAL LEADERS

Opponent	Rushes	Rush. Yds	Receptions	Rec. Yds.	Tackles	TFLs	Sacks
at UNC	9, Brooks, Smith	45, Brooks	6, Lustig, Thompson	112, Lustig	15, Miller	2.5, Nickell	0.5, Watson, O'Connor
at UNH	23, Smith	63, Smith	3, Lustig, Thompson	55, Thompson	16, Ndubueze	1.0, (6 players)	1.0, Wright, Pendleton
VMI	15, Smith	52, Smith	4, Thompson	66, Thompson	6, McLaurin, Ndubueze	2.0, Watson	1.0, O'Connor, Watson
NU	12, Smith	45, Brooks	6, Nicholas	157, Thompson	8, O'Connor, Ndubueze	1.5, O'Connor, Wright	1.0, O'Connor
at LU	19, Smith	51, Smith	10, Thompson	221, Thompson	8, Cason, McLaurin	2.5, Cason, Watson	2.0, Watson
URI	13, Smith	54, Brooks	7, Trinkle	58, Thompson	16, Wheeler	2.5, Nickell	none
at UD	10, Brooks	31, Smith	6, Thompson	244, Thompson	11, Cason, Ndubueze	1.0, Wheeler, Watson	1.0, Watson
at TU	18, Brooks	113, Smith	7, Thompson	122, Thompson	10, Miller	2.0, Wright	1.0, Kelly, Page
VU	17, Smith	76, Smith	6, Pitts	64, Pitts	8, Ndubueze	3.0, O'Connor	3.0, O'Connor
at JMU	9, Smith	23, Brooks	7, Nicholas	77, Nicholas	11, Ndubueze, Miller	1.5, O'Connor	none
UR	12, Smith, Brooks	88, Smith	6, Nicholas	93, Pitts	7, Nickell	2.5, Watson	2.0, Watson
HU*	17, Brooks	120, Brooks	7, Thompson	118, Thompson	9, Shaw	1.5, (4 players)	1.0, Riley, Cason, Ndubueze
UD*	13, Smith	82, Brooks	11, Nicholas	185, Thompson	11, Nickell	1.0 (3 players)	1.0, Wright, McCarthy
JMU*	15, Smith	67, Smith8	, Thompson, Nicholas	119, Nicholas	14, Miller	1.0, Wright, O'Connor	none

*NCAA Playoff game

2004 OPPONENT SINGLE-GAME HIGHS

INDIVIDUAL GAME HIGHS

Pass Attempts:	41, S. Riccio (UD), Dec. 4
Pass Completions:	25, M. Burroughs (VU), Nov. 6
Passing Yards:	302, S. Riccio (UD), Oct. 23
Passing TDs:	3, four times, last - J. Rascati (JMU), Dec. 10
Rushing Attempts:	36, R. Hines (JMU), Nov. 13
Rushing Yards:	198, R. Hines (JMU), Nov. 13
Rushing TDs:	3, R. McGill (UNC), Sept. 4
Receptions:	11, J. Long (UD), Oct. 23
Receiving Yards:	188, J. Mathis (HU), Nov. 27
Receiving TDs:	2, five times, last - D. Boler (UD), Dec. 4
Total Offensive Yards:	308, S. Riccio (UD), Oct. 23
All Purpose Yards:	394, J. Mathis (HU), Nov. 27
Total Points:	18, twice, last - J. Mathis (HU), Nov. 27
Points Kicking:	8, B. Shushman (UD), Dec. 4
Points Rushing:	18, R. McGill (UNC), Sept. 4
Points Receiving:	12, four times, last - J. Mathis (HU), Nov. 27
Field Goals Made:	2, B. Way (VMI), Sept. 25
Field Goals Attempted:	3, M. Kesic (NU), Oct. 2
PATs Attempted:	7, C. Barth (UNC), Sept. 4
PATs Made:	7, C. Barth (UNC), Sept. 4
Punts:	7, three times, last - B. Neuman (UR), Nov. 20
Punting Yards:	313, A. Peters (VMI), Sept. 25
Punting Average:	44.7, A. Peters (VMI), Sept. 25
Punt Returns:	5, J. Pollack (UNC), Sept. 4
Punt Return Yards:	47, J. Pollack (UNC), Sept. 4
Kickoff Returns:	5, twice, last - a. Bransford (JMU), Dec. 10
Kickoff Return Yards:	166, J. Mathis (HU), Nov. 27
Kickoff Return Average:	95.0, M. Gibson (VU), Nov. 6
Interceptions:	1, five times, last - C. Kent (JMU), Dec. 10
Interception Yards:	20, D. Swinton (HU), Nov. 27
Tackles:	15, T. LeZotte (JMU), Nov. 13
Solo Tackles:	10, three times, last - S. Haugabrook (UD), Dec. 4
Tackles for loss:	3.0, B. Flenory (UNH), Sept. 18
Sacks:	2.0, B. Flenory (UNH), Sept. 18
Pass Breakups:	2, seven times, last - S. Haugabrook (UD), Dec. 4

Bold - Happened Last Game

TEAM GAME HIGHS

Pass Attempts:	41, Delaware, Dec. 4
Pass Completions:	25, Villanova, Nov. 6
Passing Yards:	302, Delaware, Oct. 23
Passing TDs:	3, four times, last - JMU, Dec. 10
Yards Per Pass:	10.9, UD, Dec. 4
Rushing Attempts:	71, URI, Oct. 16
Rushing Yards:	321, UNC, Sept. 4
Rushing TDs:	5, UNC, Sept. 4
Yards Per Rush:	7.6, UNC, Sept. 4
Total Yards:	575, UNC, Sept. 4
Points Scored:	49, UNC, Sept. 4
Touchdowns Scored:	7, UNC, Sept. 4, JMU, Dec. 10
Total Plays:	88, UD, Dec. 4
Field Goals Made:	2, VMI, Sept. 25
Field Goals Attempted:	3, NU, Oct. 2
PATs Attempted:	7, UNC, Sept. 4
PATs Made:	7, UNC, Sept. 4
Punts:	7, UNH, Sept. 18; VMI, Sept. 25; LU, Oct. 9
Punting Yards:	313, VMI, Sept. 25
Punting Average:	44.7, VMI, Sept. 25
Punt Returns:	7, UNC, Sept. 4 & UNH, Sept. 18
Punt Return Yards:	63, UNC, Sept. 4
Kickoff Returns:	7, TU, Oct. 30; HU, Nov. 27
Kickoff Return Yards:	244, HU, Nov. 27
Kickoff Return Average:	34.9, HU, Nov. 27
Interceptions:	3, HU, Nov. 27
Interception Yards:	27, HU, Nov. 27
Forced Fumbles:	4, JMU, Dec. 10
Fumble Return Yards:	3, UD, Oct. 23
Forced Turnovers:	5, JMU, Dec. 10
Turnovers:	4, UNC, Sept. 4; VMI, Sept. 25
Sacks:	4, UNH, Sept. 18
First Downs:	29, Delaware, Dec. 4
Third Down Conversion %:	.833 (10-for-12), UNC, Sept. 4
Fourth Down Conversion %:	1.000 (3-for-3), VU, Nov. 6
Penalties:	9, HU, Nov. 27
Penalty Yards:	90, HU, Nov. 27
Possession Time:	36:22, Delaware, Oct. 23

Bold - Happened Last Game

W&M LONGEST PLAYS OF THE SEASON - 2004

Rush:	56 yds, E. Brooks vs. Delaware, Dec. 4
Rushing TD:	17 yds, J. Smith vs. Villanova, Nov. 6
Pass:	87* yds, L. Campbell to D. Thompson at UD, Oct. 23
Passing TD:	87*, L. Campbell to D. Thompson at UD, Oct. 23
Punt Return:	33 yds, J. Shaw vs. UR, Nov. 20
Kickoff Ret:	92 yds (TD), Thompson vs. HU, Nov. 27
INT Return:	70 yds, J. Miller at LU, Oct. 9
Punt:	64, M. Mesi vs. VMI, Sept. 25
Field Goal:	46 yds, G. Kuehn at JMU, Nov. 13
Drive:	88 yds, 8 plays, 1:34, TD, at UNC, Sept. 4

*ties longest pass play in W&M history.

Bold - Happened Last Game

OPPONENT LONGEST PLAYS OF THE SEASON - 2004

Rush:	49 yds, R. McGill (UNC), Sept. 4
Rushing TD:	37, O. Cuff (UD), Dec. 4
Pass:	80 yds, P. Shepherd to J. Mathis (HU), Nov. 27
Passing TD:	80 yds, Shepherd to Mathis (HU), Nov. 27
Punt Return:	21 yds, J. Pollack (UNC), Sept. 4
Kickoff Return:	95 yds (TD), M. Gibson (VU), Nov. 6
INT Return:	69 yds, C. Kent (JMU), Dec. 10
Punt:	62 yds, A. Peters (VMI), Sept. 25
Field Goal:	43 yds, B. Shushman (UD), Oct. 23
Drive:	95 yds, 14 plays, 5:37, TD, (UNC), Sept. 4

Bold - Happened Last Game

WILLIAM AND MARY SINGLE-GAME RECORDS

INDIVIDUAL RECORDS

SCORING

Most Points

36, Bill Palese vs. Bridgewater, 1931

Most Touchdowns

6, Bill Palese vs. Bridgewater, 1931

Most PATs

8, Terry Regan vs. Davidson, 1972

8, Greg Kuehn vs. VMI, 2002

Most Field Goals

4, Chris Dawson vs. Lehigh, 1992

4, Brian Shallcross vs. VU, 1995

4, Brett Sterba vs. Northeastern, 2000

TOTAL OFFENSE

Most Yards

454, David Corley vs. Northeastern, 2000

RUSHING

Rush Attempts

37, Wes Meeteer vs. Davidson, 1969

37, Troy Keen vs. Northeastern, 1994

37, Derek Fitzgerald vs. Penn, 1995

Rushing Yards

257, Phil Mosser vs. Ohio Wesl., 1970

PASSING

Pass Attempts

53, Lang Campbell vs. UD, 2004

52, Mike Cook vs. UNH, 1998

Completions

35, Dave Murphy vs. Rutgers, 1983

Passing Yards

426, David Corley vs. Northeastern, 2000

Touchdown Passes

6, Shawn Knight vs. Maine, 1993

RECEIVING

Receptions

13, Rich Musinski vs. URI, 2003

13, Glen Bodnar vs. Colgate, 1984

Receiving Yards

244, Dominique Thompson at UD, 2004

240, Dave Conklin vs. VMI, 1997

TD Receptions

4, Dominique Thompson at UD, 2004

4, Vito Ragazzo vs. WFU, 1949

4, Corey Ludwig vs. Maine, 1993

SACKS

3.5, Luke Cullinane vs. VU, 1996

INTERCEPTIONS

4, Jack Bruce vs. Richmond, 1947

INDIVIDUAL LONG PLAYS

Rush from scrimmage

95 yds, John Truehart vs. Elon, 1934

Pass Completion

87 yds, Lang Campbell to Dominique Thompson at Delaware, 2004

87 yds, Dan Henning to Tom Scott vs. Navy, 1961

Punt

77 yds, Russell Brown, 1972

77 yds, Joe Agee, 1975

77 yds, Jack Freeman, 1942

Punt Return

101 yds, Dale Worrall vs. Bridgewater, 1932

Kickoff Return

100 yds, Dick Pawlewicz vs. UVA, 1974

Run With Fumble

91 yds, Meb Davis vs. Columbia, 1926

Run with Interception

93 yds, Marvin Graham vs. Virginia Tech, 1946

Field Goal

53 yds, Steve Christie vs. ETSU, 1987

53 yds, Steve Christie vs. UVA, 1988

53 yds, Brett Sterba vs. Delaware, 2000

TEAM RECORDS

Most Points Scored

95, vs. Bridgewater, 1931

Most Points Allowed

93, by Delaware, 1915

Most Yards Gained

681, vs. Richmond, 1991

Most Plays

100, vs. Virginia Tech, 1971

Rushing Yards

453, vs. Ohio Wesleyan, 1970

433, vs. Villanova, 1993

419, vs. Delaware, 1973

417, vs. Richmond, 1974

413, vs. VMI, 1993

Pass Attempts

55, vs. Virginia Tech, 1971

Pass Completions

35, vs. Rutgers, 1983

Passing Yards

498, vs. VMI, 1997

426, vs. Northeastern, 2000

414, vs. Miami (Ohio), 1982

412, vs. JMU, 1985

403, vs. East Carolina, 1981

First Downs

36, vs. VMI, 1991

36, vs. VMI, 1993

Most Interceptions

6, vs. Wake Forest, 1947

Best Defense Against the Run

-39 yds, vs. Colgate, 1988

-39 yds, vs. Villanova, 1996

-11 yds, Quantico, 1967

-6 yds, vs. Villanova, 1993

Best Defense Against the Pass

9 yds, vs. UMass, 1995

9 yds, vs. East Carolina, 1980

9 yds, vs. Appalachian State, 1976

10 yds, vs. Furman, 1999

11 yds, vs. VMI, 1993

Active players in bold.

WILLIAM AND MARY ALL-TIME OFFENSIVE PERFORMANCES

TOP PASSING PERFORMANCES

- 426, Dave Corley vs. NU, 10/28/00
- 406, Stan Yagiello vs. JMU, 9/28/85
- 401, David Murphy at Marshall, 11/5/83
- 399, Chris Garrity at ECU, 11/14/81
- 385, Greg DeGennaro at Bucknell, 9/20/86
- 383, Kenny Lambiotte vs. Colgate, 9/6/86
- 381, Mike Cook at N. Iowa, 12/7/96*
- 378, L. Campbell vs. NU, 10/2/04
- 373, M. Cook vs. UNH, 10/24/98
- 368, L. Campbell at LU, 10/9/04
- 360, D. Murphy vs. Rutgers, 10/22/83
- 355, L. Campbell at Delaware, 10/23/04
- 352, M. Cook at Ga. Southern, 9/6/97
- 346, D. Corley vs. VMI, 9/14/02
- 345, Chris Hakel vs. Delaware, 9/14/91
345, S. Yagiello vs. Norfolk St., 9/14/85
- 342, L. Campbell vs. Delaware, 12/4/04*
- 339, M. Cook vs. Hampton, 10/31/98
- 329, C. Garrity vs. Richmond, 11/21/81
- 326, D. Corley vs. Delaware, 9/28/02

TOP RUSHING PERFORMANCES

- 257, Phil Mosser at Ohio Wes., 10/3/70
- 219, Derek Fitzgerald vs. Penn., 10/14/95
- 201, Alvin Porch at UConn., 10/18/97
- 198, Jon Smith at UNH, 10/19/02
- 189, D. Fitzgerald at NU, 9/16/95
189, D. Fitzgerald vs. Villanova, 10/23/93
- 186, A. Porch vs. Boston, 9/27/97
- 183, A. Porch vs. Delaware, 11/2/96
- 181, Robert Green at Navy, 9/21/91
- 180, R. Green at Citadel, 9/8/90
- 177, Tyrone Shelton vs. ETSU, 11/4/89
177, Hameen Ali vs. Delaware, 10/10/98
- 173, A. Porch vs. Richmond, 11/15/97
- 172, Bill Bowman vs. WFU, 9/19/53
- 171, Jim Kruis vs. Navy, 10/16/76
- 170, Troy Keen at Furman, 9/17/94
- 165, R. Green vs. VMI, 10/13/90
- 164, T. Shelton at Furman, 11/3/90
164, Keith Fimian vs. Virginia, 9/18/76
- 159, A. Porch vs. JMU, 10/11/97

TOP RECEIVING PERFORMANCES

- 244, Dom. Thompson at UD, 10/23/04
- 240, David Conklin at VMI, 9/13/97
- 226, Mike Sutton at Marshall, 11/5/83
- 221, Dom. Thompson at LU, 10/9/04
- 211, Kurt Wrigley vs. UR, 11/21/81
- 198, Ron Gilliam vs. JMU, 9/28/85
- 195, Chris Rosier at UConn., 10/18/97
- 194, Rich Musinski vs. Delaware, 9/28/02
- 191, R. Musinski at URI, 10/25/03
- 185, D. Thompson vs. UD, 12/4/04*
- 184, C. Rosier at URI, 10/7/00
- 183, Glenn Bodnar at Colgate, 11/10/84
- 182, Dave Szydluk vs. JMU, 9/28/85
- 168, C. Rosier at JMU, 10/28/00
- 164, R. Musinski vs. UNH, 9/29/01
- 162, D. Conklin vs. UConn., 11/14/98
- 161, R. Musinski at UMass, 9/1/01
- 158, Harry Mehre vs. Lehigh, 9/17/88
- 157, Corey Ludwig at Delaware, 9/11/93
157, Domin. Thompson vs. NU, 10/2/04

MOST 200-YARD PASSING GAMES

- | | | | |
|-----|----|-----------------|--------------|
| 1. | 31 | David Corley | 1998-2002 |
| 2. | 24 | Chris Hakel | 1987-1991 |
| 3. | 22 | Mike Cook | 1994-1998 |
| 4. | 20 | Stan Yagiello | 1982-1985 |
| 5. | 18 | Lang Campbell | 2001-present |
| 6. | 13 | Shawn Knight | 1990-1994 |
| 7. | 7 | Kenny Lambiotte | 1985-1986 |
| | 7 | David Murphy | 1981-1983 |
| 9. | 6 | Craig Argo | 1986-1989 |
| 10. | 4 | Chris Garrity | 1979-1981 |

MOST 100-YARD RUSHING GAMES

- | | | | |
|------------|----------|---------------------|---------------------|
| 1. | 19 | Derek Fitzgerald | 1991-1995 |
| 2. | 15 | Robert Green | 1988-1991 |
| 3. | 14 | Alvin Porch | 1993-1997 |
| 4. | 11 | Jim Kruis | 1975-1977 |
| 5. | 10 | Troy Keen | 1992-1995 |
| 6. | 9 | Tyrone Shelton | 1987-1990 |
| 7. | 7 | Michael Clemons | 1983-1986 |
| 8. | 5 | Jon Smith | 2001-present |
| | 5 | Hameen Ali, III | 1996-2000 |
| 10. | 4 | Komlan Lonegran | 1998-2001 |
| 11. | 3 | Delmus Coley | 2003-present |

MOST 100-YARD RECEIVING GAMES

- | | | | |
|-----|----|--------------------|-----------|
| 1. | 21 | Rich Musinski | 1999-2003 |
| 2. | 12 | David Conklin | 1995-1999 |
| 3. | 8 | Chris Rosier | 1996-2000 |
| | 8 | Mark Compher | 1987-1990 |
| 5. | 7 | Josh Whipple | 1992-1996 |
| 6. | 6 | Ron Gilliam | 1983-1985 |
| | 6 | Corey Ludwig | 1989-1993 |
| | 6 | Dominique Thompson | 2001- |
| 9. | 5 | Terry Hammons | 1991-1995 |
| | 5 | Mike Sutton | 1981-1983 |
| 11. | 4 | Harry Mehre | 1985-1988 |
| | 4 | Jeff Sanders | 1982-1984 |
| | 4 | Dave Szydluk | 1984-1987 |
| | 4 | Mike Tomlin | 1990-1994 |
| | 4 | Kurt Wrigley | 1980-1982 |

WILLIAM AND MARY 2004 SEASON PERFORMANCES

Top Passing Performances

- | | | | |
|-----|-----|-----------------------|---------|
| 1. | 378 | Lang Campbell vs. NU | Oct. 2 |
| 2. | 368 | Lang Campbell vs. LU | Oct. 9 |
| 3. | 355 | Lang Campbell vs. UD | Oct. 23 |
| 4. | 342 | Lang Campbell vs. UD | Dec. 4 |
| 5. | 323 | Lang Campbell vs. JMU | Nov. 13 |
| 6. | 322 | Lang Campbell vs. UNC | Sept. 4 |
| 7. | 315 | Lang Campbell vs. JMU | Dec. 10 |
| 8. | 294 | Lang Campbell vs. HU | Nov. 27 |
| 9. | 291 | Lang Campbell vs. UR | Nov. 20 |
| 10. | 268 | Lang Campbell vs. TU | Oct. 30 |

200-yard Passing Games

Lang Campbell 11

300-yard Passing Games

Lang Campbell 7

Top Rushing Performances

- | | | | |
|-----|-----|----------------------|----------|
| 1. | 120 | Elijah Brooks vs. HU | Nov. 27 |
| 2. | 113 | Jon Smith vs. TU | Oct. 30 |
| 3. | 93 | Elijah Brooks vs. TU | Oct. 30 |
| 4. | 88 | Jon Smith vs. UR | Nov. 20 |
| 5. | 82 | Elijah Brooks vs. UD | Dec. 4 |
| 6. | 81 | Jon Smith vs. HU | Nov. 27 |
| 7. | 76 | Jon Smith vs. VU | Nov. 6 |
| 8. | 71 | Lang Campbell vs. HU | Nov. 27 |
| 9. | 67 | Jon Smith vs. JMU | Dec. 10 |
| 10. | 63 | Jon Smith vs. UNH | Sept. 18 |

100-yard Rushing Games

Jon Smith 1
Elijah Brooks 1

Top Receiving Performances

- | | | | |
|-----|-----|-----------------------|---------|
| 1. | 244 | Dom. Thompson vs. UD | Oct. 23 |
| 2. | 221 | Dom. Thompson vs. LU | Oct. 9 |
| 3. | 185 | Dom. Thompson vs. UD | Dec. 4 |
| 4. | 157 | Dom. Thompson vs. NU | Oct. 2 |
| 5. | 122 | Dom. Thompson vs. TU | Oct. 30 |
| 6. | 119 | Joe Nicholas vs. JMU | Dec. 10 |
| 7. | 118 | Dom. Thompson vs. HU | Nov. 27 |
| 8. | 112 | Josh Lustig vs. UNC | Sept. 4 |
| 9. | 111 | Joe Nicholas vs. NU | Oct. 2 |
| 10. | 96 | Dom. Thompson vs. JMU | Dec. 10 |

100-yard Receiving Games

Dominique Thompson 6
Joe Nicholas 2
Josh Lustig 1

TRIBE 2004 SCORING DRIVES CHART

Opponent	Obtained	Plays	Yards	TOP	Result	Quarter	Play
North Carolina	Fumble	3	62	0:58	TD	First	Lustig 46-yard pass from Campbell
North Carolina	Kickoff	12	73	5:56	TD	First	Campbell 5-yard run
North Carolina	Fumble	4	4	1:40	TD	Second	Campbell 1-yard run
North Carolina	Interception	4	-2	1:37	FG	Second	Kuehn 21-yard field goal
North Carolina	Kickoff	10	80	4:22	TD	Third	Smith 2-yard run
North Carolina	Punt	8	88	1:34	TD	Fourth	Thompson 6-yard pass from Campbell
New Hampshire	Missed FG	13	67	5:12	FG	Second	Kuehn 27-yard field goal
New Hampshire	Punt	8	28	4:20	FG	Third	Kuehn 35-yard field goal
New Hampshire	Punt	10	64	4:34	FG	Fourth	Kuehn 21-yard field goal
VMI	Punt	10	63	4:00	TD	Second	Smith 2-yard run
VMI	Fumble	6	31	1:59	TD	Second	Brooks 6-yard run
VMI	Interception	2	34	0:34	TD	Second	Thompson 13-yard pass from Campbell
VMI	Interception	3	30	1:00	TD	Second	Nicholas 27-yard pass from Campbell
VMI	Kickoff	10	57	5:37	TD	Third	Smith 4-yard run
VMI	Punt	11	84	5:41	TD	Fourth	Taylor 4-yard pass from Potts
Northeastern	Punt	8	34	4:12	TD	First	Campbell 2-yard run
Northeastern	Kickoff	6	71	1:26	TD	Second	Campbell 2-yard run
Northeastern	Kickoff	8	72	3:54	TD	Third	Brooks 4-yard run
Northeastern	Kickoff	8	65	3:30	FG	Third	Kuehn 30-yard field goal
Northeastern	Missed FG	10	74	4:54	FG	Fourth	Kuehn 28-yard field goal
Northeastern	Interception	3	80	0:50	TD	Fourth	Thompson 77-yard pass from Campbell
Northeastern	Missed FG	6	14	---	FG	Overtime	Kuehn 28-yard field goal
Liberty	Punt	10	80	3:23	FG	First	Kuehn 22-yard field goal
Liberty	Kickoff	11	84	3:58	TD	First	Brooks 1-yard run
Liberty	Punt	8	53	2:51	TD	Second	Campbell 1-yard run
Liberty	Fumble	10	46	4:52	FG	Second	Kuehn 20-yard field goal
Liberty	Kickoff	7	64	3:01	TD	Third	Smith 1-yard run
Liberty	Punt	6	47	1:43	FG	Third	Kuehn 28-yard field goal
Liberty	Interception	3	9	1:29	TD	Fourth	Smith 1-yard run
Rhode Island	Kickoff	13	77	6:15	TD	First	Trinkle 3-yard pass from Campbell
Rhode Island	Punt	6	33	2:30	TD	First	Trinkle 3-yard pass from Campbell
Rhode Island	Punt	9	40	3:03	FG	Second	Kuehn 28-yard field goal
Rhode Island	Kickoff	12	82	4:51	TD	Third	Campbell 4-yard run
Rhode Island	Kickoff	8	60	4:10	TD	Fourth	Brooks 2-yard run
Delaware	Kickoff	6	44	2:27	TD	First	Thompson 10-yard pass from Campbell
Delaware	Punt	3	69	0:26	TD	First	Thompson 62-yard pass from Campbell
Delaware	Kickoff	3	77	1:40	TD	First	Thompson 87-yard pass from Campbell
Delaware	Punt	3	80	0:55	TD	Fourth	Thompson 64-yard pass from Campbell
Towson	Punt	1	46	0:07	TD	First	Thompson 46-yard pass from Campbell
Towson	Punt	9	71	2:22	TD	Second	Smith 1-yard run
Towson	Punt	8	67	4:45	TD	Second	Thompson 21-yard pass from Campbell
Towson	Interception	12	65	3:53	FG	Second	Kuehn 32-yard field goal
Towson	Punt	6	62	2:03	TD	Third	Brooks 8-yard run
Towson	Punt	9	56	4:16	TD	Third	Bratton 1-yard pass from Campbell
Towson	Kickoff	9	33	4:03	FG	Fourth	Kuehn 43-yard field goal
Villanova	Kickoff	11	72	4:21	TD	First	Smith 1-yard run
Villanova	Kickoff	10	66	4:25	TD	Second	Campbell 1-yard run
Villanova	Kickoff	13	73	5:58	TD	Third	Nicholas 6-yard pass from Campbell
Villanova	Free kick	11	51	4:10	TD	Fourth	Smith 1-yard run
Villanova	Interception	4	33	0:48	TD	Fourth	Smith 17-yard run
James Madison	Kickoff	11	63	4:31	FG	Second	Kuehn 28-yard field goal
James Madison	Punt	9	85	5:00	TD	Third	Otey 1-yard pass from Campbell
James Madison	Kickoff	8	71	1:59	TD	Fourth	Pitts 5-yard pass from Campbell
James Madison	Fumble	3	21	1:28	TD	Fourth	Smith 3-yard run
James Madison	Kickoff	5	43	0:45	FG	Fourth	Kuehn 46-yard field goal
Richmond	Missed FG	9	80	3:37	TD	First	Thompson 25-yard pass from Campbell
Richmond	Punt	7	62	3:08	TD	Second	Smith 2-yard run
Richmond	Kickoff	3	77	1:39	TD	Third	Bratton 17-yard pass from Campbell
Richmond	Interception	5	77	2:21	TD	Third	Nicholas 5-yard pass from Campbell
Richmond	Punt	11	69	4:37	TD	Third	Bratton 4-yard pass from Campbell
Richmond	Punt	6	40	2:00	FG	Third	Kuehn 44-yard field goal
Hampton	Punt	8	80	3:06	TD	Second	Bratton 8-yard pass from Campbell
Hampton	Kickoff	4	74	1:52	TD	Third	Thompson 27-yard pass from Campbell
Hampton	Punt	5	56	1:27	TD	Third	Smith 4-yard run
Hampton	Kickoff	0	0	0:00	TD	Fourth	Thompson 92-yard kickoff return
Hampton	Fumble	1	45	0:09	TD	Fourth	Thompson 45-yard pass from Campbell
Hampton	Downs	4	60	1:53	TD	Fourth	Smith 4-yard run
Delaware	Kickoff	5	72	1:14	TD	First	Pitts 11-yard pass from Campbell
Delaware	Kickoff	9	52	3:23	FG	Second	Kuehn 37-yard field goal
Delaware	Interception	0	0	0:00	TD	Fourth	Cason 62-yard INT return
Delaware	Punt	8	57	3:04	TD	Fourth	Smith 2-yard run
Delaware	Punt	12	68	1:56	TD	Fourth	Nicholas 15-yard pass from Campbell
Delaware	Possession	5	25	--	TD	First OT	Nicholas 2-yard pass from Campbell
Delaware	Possession	5	25	--	TD	Second OT	Smith 7-yard run
James Madison	Kickoff	13	65	5:24	FG	Second	Kuehn 27-yard field goal
James Madison	Punt	10	68	4:41	TD	Second	Campbell 2-yard run
James Madison	Punt	7	60	2:18	TD	Second	Nicholas 9-yard pass from Campbell
James Madison	Punt	4	34	0:40	FG	Second	Kuehn 42-yard field goal
James Madison	Kickoff	7	73	3:23	TD	Third	Thompson 7-yard pass from Campbell

TRIBE FOOTBALL HONOR ROLL

2005 PRESEASON

Preseason All-Atlantic 10

Cody Morris, OL
Greg Kuehn, PK
Stephen Cason, DB
Adam O'Connor, DE

Preseason All-America

Greg Kuehn - Second Team Offense
Sports Network

Cody Morris - Third Team Offense

I-AA.org

Preseason Team Rankings

Sports Network - No. 9
I-AA.org - No. 12
Sagarin - No. 7 in I-AA, No. 95 overall
Don Hansen - No. 9

2004 IN REVIEW

First Team All-Atlantic 10

Lang Campbell, QB
Greg Kuehn, PK

Second Team All-Atlantic 10

Dominique Thompson, WR
Cody Morris, OL
Stephen Cason, DB
Adam O'Connor, DL

Third Team All-Atlantic 10

Jon Smith, TB
Chris Ndubueze, LB
Mike Mesii, P

ESPN/USA Today

I-AA Offensive Player of the Week

Dominique Thompson, Oct. 25

National Team Rankings/Ratings

Sports Network Final Top 25
W&M #3

I-AA.org AGS Top 25

W&M #7

I-AA.org Gridiron Power Index

W&M #2 - Final Ranking

Don Hansen Gazette Top 40

W&M #6

USA Today Sagarin Rating

W&M #3 in I-AA, #50 overall



The Tribe offensive line paved the way for W&M's red-zone success in 2004. Four of the five starters from the interior line return, in addition to starting tight ends Adam Bratton and Matt Trinkle.

TRIBE IN THE RED-ZONE - 2004

Opponent	WM In Red Zone	WM TDs	WM FGs	WM FGs Missed	WM No Score	WM RZ Score %
North Carolina	5	4	1	0	0	100.0
New Hampshire	3	0	3	0	0	100.0
VMI	5	5	0	0	0	100.0
Northeastern	6	3	3	0	0	100.0
Liberty	7	4	3	0	0	100.0
Rhode Island	5	4	1	0	0	100.0
Delaware	1	1	0	0	0	100.0
Towson	5	3	1	0	1*	.800
Villanova	6	5	0	0	1	.833
James Madison	5	3	1	1	1	.800
Richmond	4	4	0	0	0	1.000
Hampton	5	3	0	2	2	.600
Delaware	8	5	1	1	2	.750
James Madison	5	4	1	0	0	1.000
SEASON	70	48	15	4	7	.900

*W&M knelt down inside the 20-yard line to run out the clock.

OPPONENTS IN THE RED-ZONE

Opponent	Opp. In Red Zone	Opp. TDs	Opp. FGs	Opp. FGs Missed	Opp. No Score	Opp. RZ Score %
North Carolina	6	6	0	0	0	100.0
New Hampshire	1	0	1	1	1	.500
VMI	2	0	1	0	1	.500
Northeastern	6	4	0	1	2	.667
Liberty	2	2	0	0	0	100.0
Rhode Island	3	2	1	0	0	100.0
Delaware	4	3	0	0	1	.750
Towson	1	0	1	0	0	100.0
Villanova	3	3	0	0	0	100.0
James Madison	3	2	1	0	0	100.0
Richmond	4	2	0	2	2	.500
Hampton	2	2	0	0	0	100.0
Delaware	5	3	1	0	1	.800
James Madison	4	4	0	0	0	100.0
SEASON	47	34	5	4	8	.830

WILLIAM AND MARY GAME-BY-GAME - 2004

#6 W&M 44, #10 UD 38 (2OT)

WILLIAMSBURG, VA (12/4/04) - Senior tailback Jon Smith scored from seven yards out in the second overtime and the Tribe defense held on a fourth-and-goal from the nine, as William and Mary knocked defending national champion Delaware out of the NCAA I-AA Championship with a 44-38 double-overtime victory in the quarterfinals at Zable Stadium.

The Tribe, which erased a 31-10 deficit heading into the fourth quarter, became the first team in school history to advance to the national semifinals and win 11 games in a season.

Payton Award Finalist Lang Campbell completed a career-high 30 passes on 53 attempts, throwing for a 342 yards and three touchdowns, including a 15-yard toss to redshirt freshman Joe Nicholas with 1:52 remaining to send the game into the extra session knotted at 31.

Junior cornerback Stephen Cason started the comeback by intercepting a pass on the first play of the fourth quarter, returning it 62 yards to cut the deficit to 31-17, and Smith scored on a two-yard run to pull W&M within 31-24 with 9:56 left.

After yielding 406 total yards in the first half, the Tribe surrendered just 85 in the second half, including minus-6 rushing yards in the fourth quarter.

Nicholas set a freshman record with 11 receptions, which went for 94 yards and two TDs. Senior WR Dominique Thompson caught nine passes for 185 yards, his sixth 100-yard receiving game of the season. He also established a new single-season record with 1,489 yards.

Campbell became just the fifth quarterback in school history to throw for 6,000 yards, while also establishing season records for yards (3,673) and TD passes (27).

	1	2	3	4	OT	Final
#10 Delaware	14	17	0	0	7	38
#6 William and Mary	7	3	0	21	13	44

Scoring Summary

Qtr	Team	Score	Time
1st	UD	Cuff 37 run (Shushman kick)	11:28
	W&M	Pitts 11 pass from Campbell (Kuehn kick)	10:14
2nd	UD	Cuff 5 run (Shushman kick)	3:57
	UD	Boler 58 pass from Riccio (Shushman kick)	14:30
	W&M	FG Kuehn 37	11:07
	UD	FG Shushman 31	7:51
4th	UD	Boler 15 pass from Riccio (Shushman kick)	1:02
	W&M	Cason 62 interception (Kuehn kick)	14:50
	W&M	Smith 2 run (Kuehn kick)	9:56
OT 1	W&M	Nicholas 15 pass from Campbell (Kuehn kick)	1:56
	UD	Long 7 pass from Riccio (Shushman kick)	
OT 2	W&M	Nicholas 2 pass from Campbell (Kuehn kick)	
	W&M	Smith 7 run (kick failed)	

	W&M	UD
First Downs	23	29
Rushes - Yards	32-158	47-229
Att-Cmp-Int	53-30-0	41-24-2
Pass Yards	342	262
Total Offense	500	491
Total Plays	85	88
Fumbles - Lost	2-1	1-0
3rd Down Conv.	13-21	9-19
Penalties - Yards	3-25	8-50
Sacks by - Yards	2-17	1-1
Time of Possession	29:16	30:44

Rushing

W&M: Brooks 9-82, Smith 13-46 (2 TD), Campbell 9-27.
UD: Cuff 27-170 (2 TD), Riccio 14-35, Starks 4-26.

Passing

W&M: Campbell 53-30-0 342 (3 TD).
UD: Riccio 41-24-2 262 (3 TD).

Receiving

W&M: Nicholas 11-94 (2 TD), Thompson 9-185, Smith 4-15, Brooks 2-22, Pitts 2-15 (TD), Bratton 1-8, Otey 1-3.
UD: Boler 10-153 (2 TD), Long 7-41 (TD), Selk 3-37, Starks 2-13, Ingram 1-12, Bleymaier 1-6.

Defense

W&M: Nickell 11, Wheeler 9, Riley 7 (PBU), Ndubueze 7, Wright 6 (sack, FF), Wheeling 5 (INT), McCarthy 3 (sack), Cason 3 (INT, TD), O'Connor 3 (TFL).

Attendance: 8,875

#8 JMU 48, #6 W&M 34

WILLIAMSBURG, VA (12/10/04) - Senior All-American quarterback Lang Campbell threw for 315 yards and three touchdowns on 30-for-39 passing, but eighth-ranked James Madison defeated sixth-ranked William and Mary, 48-34, in the semifinals of the 2004 NCAA I-AA Football Championship in front of a Friday night sellout crowd at Zable Stadium.

After spotting the Dukes a 21-0 first-quarter lead, Campbell rushed for a score and threw a nine-yard TD pass to redshirt freshman Joe Nicholas and All-American Greg Kuehn kicked a pair of field goals, including a 42-yarder as time expired in the first half, to cut the deficit to 21-20 at the break.

W&M kept the momentum going to start the third, as Campbell hit senior All-American wide receiver Dominique Thompson on a seven-yard strike to give the Tribe its first lead, 26-21. The advantage was short-lived however, as JMU engineered a two-play scoring drive on its next series and took advantage of two costly Tribe turnovers to reel off 27-straight points en route to the victory.

Campbell completed the most prolific season by a W&M quarterback with his school-record 30th TD pass late in the fourth, a four-yard connection with senior John Pitts. Campbell set season marks for passing yards (3,988), total offense (4,305), completions (298) and touchdown passes.

Thompson extended his school-record for receiving yards in a season to 1,585 and established a new standard for receptions in a season (79) with eight catches for 96 yards against the Dukes.

Despite the loss, the 2004 campaign proved to be one of the most successful in W&M history, as the Tribe won 11 games and advanced to the national semifinals for the first time.

	1	2	3	4	Final
#8 James Madison	21	0	20	7	48
#6 William and Mary	0	20	6	8	34

Scoring Summary

Qtr	Team	Score	Time
1st	JMU	Hines 27 run (Rabil kick)	12:32
	JMU	Harris 19 pass from Rascati (Rabil kick)	6:08
	JMU	Kent 69 INT return (Rabil kick)	4:02
2nd	W&M	FG Kuehn 27	13:38
	W&M	Campbell 2 run (Kuehn kick)	6:20
	W&M	Nicholas 9 pass from Campbell (Kuehn kick)	2:14
3rd	W&M	FG Kuehn 42	0:00
	W&M	Thompson 7 pass from Campbell (pass failed)	11:37
4th	JMU	Boxley 34 pass from Rascati (pass failed)	11:00
	JMU	lorio 4 run (Rabil kick)	4:24
4th	JMU	Bolton 13 pass from Rascati (Rabil kick)	2:45
	JMU	Banks 1 run (Rabil kick)	8:01
	W&M	Pitts 4 pass from Campbell (Campbell rush)	1:21

	W&M	JMU
First Downs	25	19
Rushes - Yards	32-138	52-207
Att-Cmp-Int	39-30-1	14-11-0
Pass Yards	315	143
Total Offense	453	350
Total Plays	71	66
Fumbles - Lost	2-1	1-0
3rd Down Conv.	8-12	8-15
Penalties - Yards	1-10	4-30
Sacks by - Yards	0-0	2-6
Time of Possession	26:31	33:29

Rushing

W&M: Smith 15-67, Brooks 7-35, Thompson 1-18, Campbell 9-18 (TD).

JMU: Fenner 22-117, Hines 11-57 (TD), Banks 8-30 (TD).

Passing

W&M: Campbell 39-30-1 315 (3 TD).
JMU: 14-11-0 143 (3 TD).

Receiving

W&M: Nicholas 8-119 (TD), Thompson 8-96 (TD), Smith 6-30, Trinkle 3-20, Pitts 3-16 (TD), Bratton 2-34.
JMU: Boxley 5-80 (TD), Tolley 2-21, Harris 1-19 (TD), Bolton 1-13 (TD), Ridley 1-6, Bransford 1-4.

Defense

W&M: Miller 14 (9 solo), Ndubueze 10, Shaw 9, Nickell 8, Riley 7, O'Neill 5, Wright 3 (TFL), O'Connor TFL.

Attendance: 12,259



Fans flooded Cary Field after the Tribe's thrilling double-overtime victory over reigning national champion Delaware in the NCAA quarterfinals. It was the College's school-record-tying seventh win at home and earned W&M its first-ever appearance in the national semifinals.



The NCAA Semifinal against state-rival JMU drew a more-than capacity crowd at Zable Stadium.

QUARTERBACK CLUB PLAYERS OF THE WEEK

2004 Quarterback Club Postseason Awards

Offensive Player of the Year: Lang Campbell, QB
 Defensive Player of the Year: Chris Ndubueze, LB
 Special Teams Player of the Year: Greg Kuehn, PK
 Rookie of the Year: Joe Nicholas, WR
 Offensive Lineman of the Year: Matt Witham, LT
 Defensive Lineman of the Year: Adam O'Connor, DE

President's Award: Jon Smith, RB and John Pitts, WR
 Spirit Award: Wade Harrell, DT
 Warrior Award: Stephen Cason, CB

OFFENSE	DEFENSE	SPECIAL TEAMS
Previous Winners:	Previous Winners:	Previous Winners:
<p><u>North Carolina - Sept. 4</u> Lang Campbell, Sr., Quarterback 23-41-0, 322 yds, 2 TD; 6 att., 35 yds, 2 TD</p>	<p><u>North Carolina - Sept. 4</u> James Milller, Jr., FS 15 TT, 8 UT, FR, BrUP</p>	<p><u>North Carolina - Sept. 4</u> Josh Lusitg, Sr. WR/KR 6 ret., 135 yds, 22.5 avg; 6 rec., 112 yds, TD</p>
<p><u>New Hampshire - Sept. 18</u> Cody Morris, So., Lineman</p>	<p><u>New Hampshire - Sept. 18</u> Chris Ndubueze, Jr., LB 16 total tackles, 10 solo</p>	<p><u>New Hampshire - Sept. 18</u> Greg Kuehn, Jr., PK 27, 35, and 21-yard FGs in 9-7 win</p>
<p><u>VMI - Sept. 25</u> Jon Smith, Sr., Tailback 15 carries, 52 yards, 2 TD</p>	<p><u>VMI - Sept. 25</u> Ryan Nickell, So., LB 2 total tackles, 2 INT</p>	<p><u>VMI - Sept. 25</u> Mike Mesi, Sr., P 6 punts, 264 yards, 44.0 avg., 64 long</p>
<p><u>Northeastern - Oct. 2</u> Lang Campbell, Sr., QB 22-36, career-high 378 yards, TD; 2 rush TDs</p>	<p><u>Northeastern - Oct. 2</u> Adam O'Connor, Jr., DE 8 total tackles, 1.0 sack</p>	<p><u>Northeastern - Oct. 2</u> Greg Kuehn, Jr., PK 3-4 FG (30, 28, 28) including GW in OT</p>
<p><u>Liberty - Oct. 9</u> Dominique Thompson, Sr., WR 10 catches, career-high 221 yards</p>	<p><u>Liberty - Oct. 9</u> Stephen Cason, Jr., CB 8 total tackles, 2.5 TFL, 1.5 sacks, 3 PBU</p>	<p><u>Liberty - Oct. 9</u> Tony Viola, RF, RB 3 total tackles, 2 solo, on kick coverage</p>
<p><u>Rhode Island - Oct. 16</u> Matt Trinkle, So., TE 7 catches, career-high 51 yards, 2 TDs</p>	<p><u>Rhode Island - Oct. 16</u> Thad Wheeler, Jr., LB Career-high 16 total tackles, 2.0 TFL</p>	<p><u>Rhode Island - Oct. 16</u> Greg Kuehn, Jr., PK 1-1 FG (28), 4-4 PAT, 4 touchbacks</p>
<p><u>Delaware - Oct. 23</u> Dominique Thompson, Sr. WR 6 catches, school-record 244 yards, 4 TDs</p>	<p><u>Delaware - Oct. 23</u> Chris Ndubueze, Jr. LB 11 total tackles, 9 solo, 2 PBU</p>	<p><u>Delaware - Oct. 23</u> Dominique Thompson, Sr., WR 3 KO returns for 52 yards, 1.0 tackle</p>
<p><u>Towson - Oct. 30</u> Patrick Mulloy, Jr., C Led o-line that produced 585 yards total offense</p>	<p><u>Towson - Oct. 30</u> Josh Wright, So., DE 5 total tackles, 3 solo, 2 TFLs</p>	<p><u>Towson - Oct. 30</u> Alan Wheeling, Jr., DB 3 total tackles on kick coverage</p>
<p><u>Villanova - Nov. 6</u> Lang Campbell, Sr., QB 22-34, 232 yards, TD; 10 att., 60 yards, TD</p>	<p><u>Villanova - Nov. 6</u> Adam O'Connor, Jr., DE 3.0 sacks, 5 solo tackles</p>	<p><u>Villanova - Nov. 6</u> Mike Mesi, Sr., P Avg. 43.0 yards on four punts, three downed I20</p>
<p><u>James Madison - Nov. 13</u> Lang Campbell, Sr., QB 26-33, 326 yards, 2 TD</p>	<p><u>James Madison - Nov. 13</u> James Miller, Jr., FS 11 total tackles</p>	<p><u>James Madison - Nov. 13</u> Greg Kuehn, Jr., PK GW 46-yard FG as time expired; 2-3 FGA</p>
<p><u>Richmond - Nov. 20</u> Cody Morris, So., OL</p>	<p><u>Richmond - Nov. 20</u> Jonas Watson, Jr., DE 5 total tackles, 2 sacks, 2.5 TFLs</p>	<p><u>Richmond - Nov. 20</u> Mike Mesi, Sr., P 4 punts, 42.0 AVG, three downed inside 20</p>
<p><u>Hampton - NCAA First Round - Nov. 27</u> Elijah Brooks, So. RB Career and W&M season-high 120 rushing yards</p>	<p><u>Hampton - NCAA First Round - Nov. 27</u> Jon Shaw, Jr., SS Team-high nine tackles, forced fumble</p>	<p><u>Hampton - NCAA First Round - Nov. 27</u> Dominique Thompson, Sr., KR 92-yard kickoff return for touchdown</p>
<p><u>Delaware - NCAA Quarterfinals - Dec. 4</u> Lang Campbell, Sr., QB 30-53, 342 yards, 3 TD</p>	<p><u>Delaware - NCAA Quarterfinals - Dec. 4</u> Chris Ndubueze, Jr., LB Seven total tackles</p>	<p><u>Delaware - NCAA Quarterfinals - Dec. 4</u> David Page, RF, DB Two tackles on kick coverage</p>
<p><u>James Madison - NCAA Semifinals - Dec. 10</u> Joe Nicholas, RF, WR Set a freshman single-game record with 11 receptions for 94 yards and two TDs</p>	<p><u>James Madison - NCAA Semifinals - Dec. 10</u> James Miller, Jr., FS 14 total tackles, including nine solo stops</p>	<p><u>James Madison - NCAA Semifinals - Dec. 10</u> Josh Wright, So., LS</p>